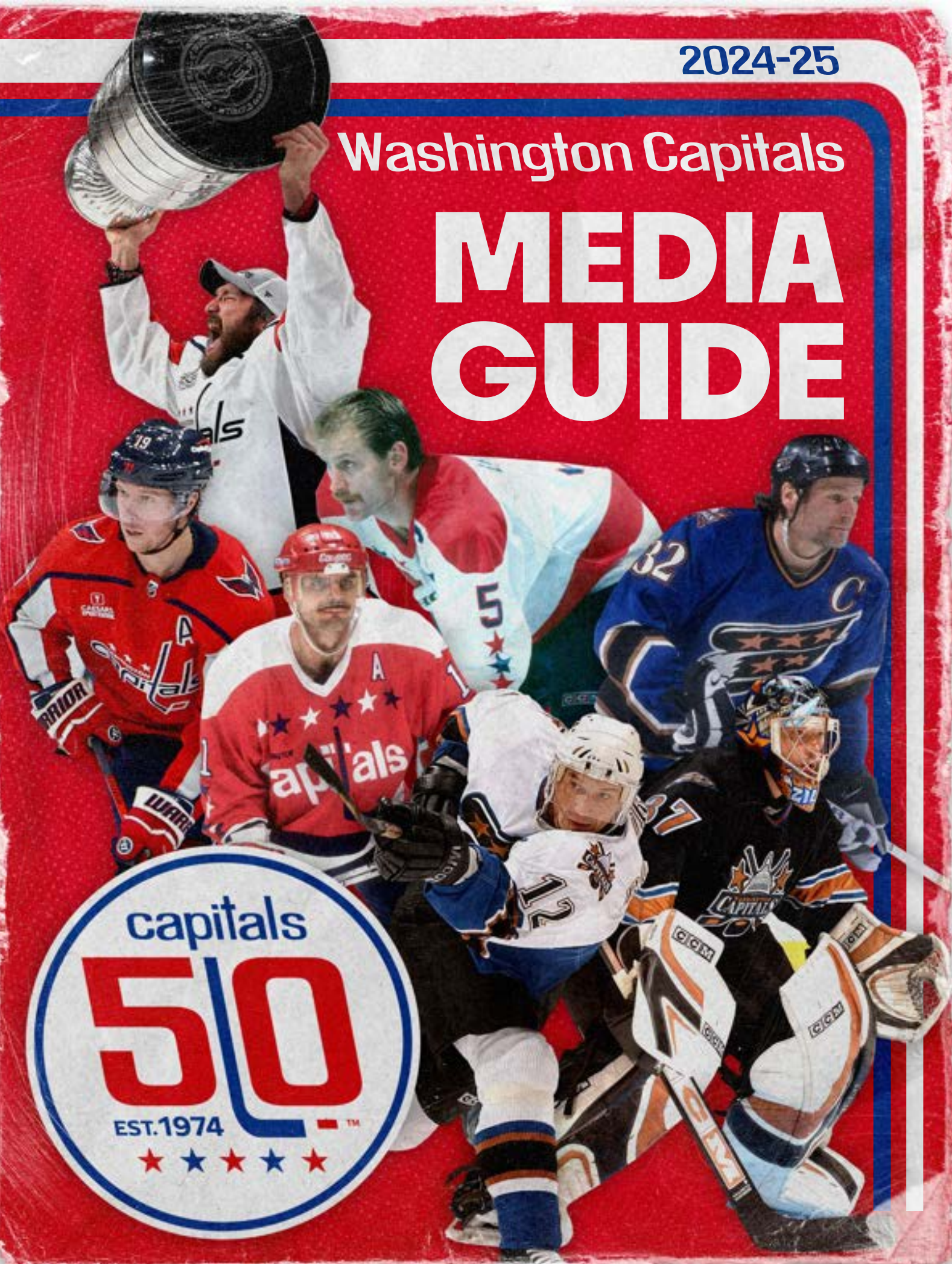


2024-25

Washington Capitals

# MEDIA GUIDE





# Washington Capitals 2024-25 T.V. Schedule

DAY	DATE	OPPONENT	TIME (ET)	TV	DAY	DATE	OPPONENT	TIME (ET)	TV
Sun.	Sept. 22	Philadelphia	3 p.m.	MNMT/NHLN	Sat.	Jan. 4	NY Rangers	12 p.m.	ABC/ESPN+
Tue.	Sept. 24	at Boston	7 p.m.	MNMT/NHLN	Mon.	Jan. 6	at Buffalo	7 p.m.	MNMT
Wed.	Sept. 25	at New Jersey	7 p.m.	MNMT/NHLN	Wed.	Jan. 8	Vancouver	7:30 p.m.	M2
Fri.	Sept. 27	Columbus	7 p.m.	MNMT	Fri.	Jan. 10	Montreal	7 p.m.	MNMT
Mon.	Sept. 30	at Columbus	7 p.m.	MNMT	Sat.	Jan. 11	at Nashville	8 p.m.	MNMT
Sat.	Oct. 5	Boston	7 p.m.	MNMT/NHLN	Tue.	Jan. 14	Anaheim	7 p.m.	MNMT
<b>REGULAR SEASON</b>					Thu.	Jan. 16	at Ottawa	7 p.m.	MNMT
Sat.	Oct. 12	New Jersey	7 p.m.	MNMT	Sat.	Jan. 18	Pittsburgh	7 p.m.	MNMT
Tue.	Oct. 15	Vegas	7 p.m.	MNMT	Tue.	Jan. 21	at Edmonton	9 p.m.	MNMT
Thu.	Oct. 17	Dallas	7 p.m.	MNMT	Thu.	Jan. 23	at Seattle	10 p.m.	MNMT
Sat.	Oct. 19	at New Jersey	7 p.m.	MNMT	Sat.	Jan. 25	at Vancouver	10 p.m.	M2
Tue.	Oct. 22	at Philadelphia	6 p.m.	ESPN/ESPN+	Tue.	Jan. 28	at Calgary	9 p.m.	MNMT
Wed.	Oct. 23	Philadelphia	7:30 p.m.	TNT/TruTV/MAX	Thu.	Jan. 30	at Ottawa	7 p.m.	M2
Sat.	Oct. 26	at Tampa Bay	7 p.m.	MNMT	Sat.	Feb. 1	Winnipeg	7 p.m.	MNMT
Tue.	Oct. 29	NY Rangers	7:30 p.m.	ESPN	Tue.	Feb. 4	Florida	7 p.m.	MNMT
Thu.	Oct. 31	Montreal	7 p.m.	MNMT	Thu.	Feb. 6	at Philadelphia	7 p.m.	MNMT
Sat.	Nov. 2	Columbus	5 p.m.	MNMT	Sun.	Feb. 9	Utah	12:30 p.m.	MNMT
Sun.	Nov. 3	at Carolina	5 p.m.	MNMT	Sat.	Feb. 22	at Pittsburgh	3 p.m.	ABC/ESPN+
Wed.	Nov. 6	Nashville	7 p.m.	MNMT	Sun.	Feb. 23	Edmonton	1 p.m.	TNT/TruTV/MAX
Fri.	Nov. 8	Pittsburgh	7:30 p.m.	ESPN+/Hulu	Tue.	Feb. 25	Calgary	7 p.m.	MNMT
Sat.	Nov. 9	at St. Louis	7 p.m.	MNMT	Thu.	Feb. 26	St. Louis	7 p.m.	MNMT
Wed.	Nov. 13	Toronto	7:30 p.m.	MNMT	Sat.	Mar. 1	Tampa Bay	12:30 p.m.	MNMT
Fri.	Nov. 15	at Colorado	9 p.m.	M2	Mon.	Mar. 3	Ottawa	6:30 p.m.	M2
Sun.	Nov. 17	at Vegas	8 p.m.	MNMT	Wed.	Mar. 5	at NY Rangers	7:30 p.m.	TNT/TruTV/MAX
Mon.	Nov. 18	at Utah	9 p.m.	M2	Fri.	Mar. 7	Detroit	7 p.m.	MNMT
Thu.	Nov. 21	Colorado	7 p.m.	MNMT	Sun.	Mar. 9	Seattle	3:30 p.m.	MNMT
Sat.	Nov. 23	New Jersey	7 p.m.	MNMT	Tue.	Mar. 11	at Anaheim	10 p.m.	MNMT
Mon.	Nov. 25	at Florida	7 p.m.	MNMT	Thu.	Mar. 13	at Los Angeles	10:30 p.m.	M2
Wed.	Nov. 27	at Tampa Bay	7:30 p.m.	TNT/MAX	Sat.	Mar. 15	at San Jose	5 p.m.	MNMT
Fri.	Nov. 29	NY Islanders	3 p.m.	MNMT	Tue.	Mar. 18	Detroit	7 p.m.	MNMT
Sat.	Nov. 30	at New Jersey	7 p.m.	MNMT	Thu.	Mar. 20	Philadelphia	7 p.m.	MNMT
Tue.	Dec. 3	San Jose	7 p.m.	MNMT	Sat.	Mar. 22	Florida	5 p.m.	MNMT
Fri.	Dec. 6	at Toronto	7 p.m.	MNMT	Tue.	Mar. 25	at Winnipeg	8 p.m.	MNMT
Sat.	Dec. 7	at Montreal	7 p.m.	M2	Thu.	Mar. 27	at Minnesota	8 p.m.	M2
Thu.	Dec. 12	at Columbus	7 p.m.	MNMT	Sun.	Mar. 30	Buffalo	3 p.m.	MNMT
Sat.	Dec. 14	Buffalo	7 p.m.	MNMT	Tue.	Apr. 1	at Boston	7 p.m.	MNMT
Mon.	Dec. 16	at Dallas	8 p.m.	MNMT	Wed.	Apr. 2	at Carolina	7 p.m.	MNMT
Tue.	Dec. 17	at Chicago	8:30 p.m.	MNMT	Fri.	Apr. 4	Chicago	7 p.m.	MNMT
Fri.	Dec. 20	Carolina	7 p.m.	MNMT	Sun.	Apr. 6	at NY Islanders	12:30 p.m.	TNT/TruTV/MAX
Sun.	Dec. 22	Los Angeles	5 p.m.	MNMT	Thu.	Apr. 10	Carolina	7:30 p.m.	ESPN+/Hulu
Mon.	Dec. 23	at Boston	7 p.m.	MNMT	Sat.	Apr. 12	at Columbus	7 p.m.	MNMT
Sat.	Dec. 28	at Toronto	7 p.m.	M2	Sun.	Apr. 13	Columbus	6 p.m.	MNMT
Sun.	Dec. 29	at Detroit	5 p.m.	MNMT	Tue.	Apr. 15	at NY Islanders	8 p.m.	ESPN
Tue.	Dec. 31	Boston	12:30 p.m.	MNMT	Thu.	Apr. 17	at Pittsburgh	7 p.m.	ESPN
Thu.	Jan. 2	Minnesota	7 p.m.	MNMT					



# Table of Contents

## Introduction

- 2024-25 Schedule ..... 1
- Monumental Sports Network TV Schedule ..... 2
- Table of Contents ..... 3
- Media Information ..... 4-5
- Capital One Arena ..... 6-7
- MedStar Capitals Iceplex ..... 8

## Ownership & Front Office

- Ted Leonsis ..... 10
- Dick Patrick ..... 11
- Brian MacLellan ..... 12
- Chris Patrick ..... 13
- Assistant General Managers ..... 14
- Spencer Carbery ..... 15
- Coaching Staff ..... 16-17
- Training & Equipment Staff ..... 18-20
- Hockey Operations & Scouting ..... 21
- Hershey Bears/South Carolina Stingrays ..... 22-24

## Players

- Training Camp Roster ..... 26-27
- Alexander Alexeyev ..... 28-29
- Nicklas Backstrom ..... 30-33
- John Carlson ..... 34-37
- Jakob Chychny ..... 38-39
- Nic Dowd ..... 40-41
- Pierre-Luc Dubois ..... 42-43
- Brandon Duhaime ..... 44-45
- Martin Fehervary ..... 46-47
- Hendrix Lapierre ..... 48-49
- Charlie Lindgren ..... 50-51
- Andrew Mangiapane ..... 52-53
- Dylan McIlrath ..... 54-55
- Connor McMichael ..... 56-57
- Sonny Milano ..... 58-59
- T.J. Oshie ..... 60-63
- Alex Ovechkin ..... 64-69
- Aliaksei Protas ..... 70-71
- Taylor Raddysh ..... 72-73
- Matt Roy ..... 74-75
- Rasmus Sandin ..... 76-77
- Dylan Strome ..... 78-79
- Logan Thompson ..... 80-81
- Trevor van Riemsdyk ..... 82-83
- Jakub Vrana ..... 84-85
- Tom Wilson ..... 86-89

- In the System ..... 90-110
- Future Caps ..... 112-118

## 2023-24 Year in Review

- NHL Standings ..... 120
- Capitals Notes ..... 121-129
- Capitals Statistics and Results ..... 130-138
- Highs, Lows and Streaks ..... 139
- Shootouts & Penalty Shots ..... 140
- Individual Game-by-Game Statistics ..... 141-147
- Goals and Shots by Period ..... 148
- Injuries and Transactions ..... 149-150

## Team History

- Year-by-Year Results ..... 152-153
- Year-by-Year Leaders ..... 154-156
- Career Leaders ..... 158
- Single-Season Leaders ..... 159
- Season-by-Season Recaps ..... 160-208
- General Managers, Head Coaches & Captains 209-210
- All-Time Player Register ..... 211-240
- All-Time Goaltender Register ..... 241-243
- All-Time Sweater Numbers ..... 244-247
- Retired Numbers ..... 248
- Uniform History ..... 249-255
- All-Time Draft Selections ..... 256-259
- Transactions ..... 260-273
- All-Time Record vs. NHL Franchises ..... 274
- Game-by-Game Results by Team ..... 275-285
- Longest Streaks by Season ..... 286
- Best and Worst Months & Attendance ..... 287
- Special Teams ..... 288
- Opening Games and Holidays ..... 289
- Hat Tricks ..... 290-293
- Shutouts ..... 294-298
- Overtime ..... 299-302
- Shootouts ..... 303-305
- Penalty Shots ..... 306-307
- Capitals and Capital One Arena Firsts ..... 308
- Capitals NHL Award Winners ..... 309-310
- Capitals Honors ..... 311-312
- All-Star Game ..... 313-314
- Record Book ..... 315-320

## Playoff History

- Year-by-Year Results ..... 322

- All-Time Playoff Scoring ..... 323-324
- All-Time Goaltending ..... 325
- Overtime ..... 326
- Hat Tricks and Penalty Shots ..... 327
- Game-by-Game Results ..... 328-338
- Year-by-Year Statistics ..... 340-345
- Record Book ..... 346-348
- Stanley Cup Timeline ..... 349-352

## Opponents

- Series History and 2023-24 Reviews ..... 354-415

## Miscellaneous

- NHL Directory ..... 418
- NHL On-Ice Officials ..... 419
- 2024-25 Key NHL Dates ..... 420
- Dave Fay Award ..... 421
- Capitals Broadcasters/Talent ..... 422-423

## 2024-25 WASHINGTON CAPITALS OFFICIAL GUIDE

**Written and edited by:** Chase Pyke and Alex D'Agostino

**Page design and layout:** Chuck Kacsur

**Cover design and additional page design:** Maggie Wenz

**Contributors:** Sergey Kocharov, Mike Vogel, Ben Raby

**Photography:** John McCreary, Jess Rapfogel, Zach Guerette, Patrick McDermott, NHL Images/Getty Images Staff, Bruce Bennett, Rafael Suanes, Mitchell Layton, Greg Fiume, Washington Capitals Archives

**Washington Capitals**  
 MedStar Capitals Iceplex  
 627 N. Glebe Rd., Suite 850  
 Arlington, VA 22203  
 202.266.2200  
 WashingtonCaps.com

# Media Information



**SERGEY KOCHAROV**  
Senior Vice President of  
Communications & Broadcasting  
Office: 202.266.2356  
Cell: 703.405.0984  
skocharov@washcaps.com  
X (Twitter): @SergeyKocharov



**MEGAN EICHENBERG**  
Director of Corporate  
Communications & Publicity  
Office: 202.266.2310  
Cell: 540.903.1627  
meichenberg@washcaps.com  
X (Twitter): @MegEic



**CHASE PYKE**  
Manager of Media Relations  
Office: 202.266.2299  
Cell: 301.865.6504  
cpyke@washcaps.com  
X (Twitter): @chasepyke



**ALEX D'AGOSTINO**  
Assistant Manager of  
Media Relations  
Office: 202.266.2311  
Cell: 585.455.6512  
adagostino@washcaps.com  
X (Twitter): @Alex\_Dagostino1

## Practice Schedule

The Capitals practice schedule can be found at [CapitalsToday.com](https://www.CapitalsToday.com). Schedule updates and changes are provided on [CapitalsToday.com](https://www.CapitalsToday.com) and <https://x.com/CapitalsPR>

The Washington Capitals media relations staff works to provide information about the team and access to players, coaches and management in a timely manner for members of the media. Thank you for your continued coverage and we look forward to working with you this season.

### MEDIA ACCESS AND INTERVIEWS

#### Practice coverage

The media has access to all team practices at MedStar Capitals Iceplex, including game-day skates, in accordance with the NHL Media Regulations. Media members interested in attending a practice should direct their request to Alex D'Agostino in the Capitals communications department ([adagostino@washcaps.com](mailto:adagostino@washcaps.com)) at least 24 hours in advance of practice. Media attending practice at MedStar Capitals Iceplex are required to wear their team-issued credential at all times.

#### Post-Practice Media Availability

The media has access to all team practices at all practice facilities, including game-day skates, in accordance with the NHL Media Regulations. The media is allowed to enter the team locker room five minutes after the first regular player who has participated in the entire practice leaves the ice. Head coach Spencer Carbery will be available to the media in a scrum format outside the Caps locker room approximately 15 minutes after the conclusion of practice and morning skate. In the event of a team meeting, the media will be allowed access immediately following the conclusion of the meeting. The locker room is closed to the media prior to and during practice.

Per NHL Media Regulations, media access at MedStar Capitals Iceplex is limited to the team's main locker room and the entrance to the locker room. All other areas of the training center are off limits to media. Capitals game-day skates are typically held at 10:30 a.m. at MedStar Capitals Iceplex.

#### Media Workspace

MedStar Capitals Iceplex features a media work room adjacent to the ice, near the entrance of the Capitals locker room. The work room features Ethernet cables and complimentary wireless Internet access.

#### Pregame Media Availability

Requested players will be made available to broadcast rightsholders during a 30-minute window beginning two and a half hours prior to faceoff. Television networks, including rightsholders, requesting pregame interviews with a player are asked to request these times prior to or during the morning skate.

#### Postgame Media Availability

The Capitals locker room will open approximately five minutes following the conclusion of the game. Head coach Spencer Carbery will address the media approximately 15 minutes after the game in the Interview Room next to the Media Work Room.

#### Video/Photography

All outlets are prohibited by the National Hockey League from shooting game footage of any Capitals game being played at Capital One Arena. Television and online outlets are welcome to shoot Capitals practices, but are restricted to broadcasting five minutes of on-ice video content from any one practice. There is no limit to the length of interviews that local television outlets may broadcast. Please note that all media members (except for rightsholders and local television affiliates) are prohibited from shooting video or still photography of post-game player interviews.

#### Photography

Capital One Arena has a limited number of photo positions. All photo positions will be assigned prior to the game by team photographer John McCreary ([jamphotoandvideo@gmail.com](mailto:jamphotoandvideo@gmail.com)). Daily print and wire services receive priority for the prime positions. Freelance photographers will not receive credentials; all photographers must be on assignment.

#### Dress Code

The Capitals request members of the media covering our games and practices to dress in an appropriate and professional manner that reflects their respect for their colleagues, the teams and the players they are covering. In that regard, clothing should be appropriate for a business casual work environment. Flip-flops and shorts are not permitted. We ask all members of the media to respect these guidelines. The Capitals will consider appropriate actions in those cases in which the guidelines are violated.

### MEDIA FACILITIES AT CAPITAL ONE ARENA

#### Media Entrance

The Capital One Arena Media Entrance is located at 6th and F Streets NW. Credentials to Capitals games may be picked up at the media entrance, which is open from three hours prior to game time until the midway point of the first period.

#### 2024-25 Bag Policies

Media members are permitted to bring one small bag (e.g., backpack, laptop bag) into Capital One Arena, which will be subject to a security search through an X-ray machine.

#### Media Parking

Media parking at Capital One Arena is extremely limited and assigned prior to the season. There are numerous lots within walking distance of Capital One Arena, and the arena is adjacent to the Gallery Place/Chinatown Metro Station. Gallery Place can be reached on the Red, Yellow and Green lines. It is also one stop away from Metro Center, which provides service to the Blue, Silver and Orange lines.

# Media Information

## Media Work Room/Press Lounge

The Media Work Room/Press Lounge at Capital One Arena is located on the Event Level (ice level), adjacent to Stairwell 1. There are reserved seats for beat media and additional work spaces with wireless Internet access. This season meals will be served buffet style, catered by Aramark, two hours prior to game time and media members will be charged \$12 per meal (receipts provided). All food must be consumed in the press lounge and may not be taken to the press box.

## Press Box

The press box is on the sixth floor of Capital One Arena on the penalty box side of the ice. Seats are on an assigned basis only. Please check the seating charts in the press room or press box, or check with a member of the media relations staff for your seat assignment. The press box features wireless Internet access. In order to ensure seating in the press box, it is necessary for all media to notify Alex D'Agostino in the Capitals communications department (adagostino@washcaps.com) of their attendance by 2 p.m. the day prior to the game. If you do not have an assigned seat, please check with a member of the media relations staff.

## CREDENTIALS & MEDIA SERVICES

### Media Credentials

Credentials are issued to media who cover the Capitals both seasonally and on a game-by-game basis and are required for admission to the media areas at Capital One Arena. All credentials must include the bearer's name and affiliation and are non-transferable.

Season credentials: All season credentials are issued prior to the season. Season credentials do not guarantee a seat in the press box; credential holders must contact Capitals assistant manager of media relations Alex D'Agostino (adagostino@washcaps.com) by 2 p.m. the day prior to a game in order to reserve seating. Media who do not have a season credential may apply for single-game credentials. These requests must be directed to Capitals assistant manager of media relations Alex D'Agostino (adagostino@washcaps.com) and received no later than 2 p.m. the day prior to a game. The credential is good only for the game printed on the tag and must be displayed to Capital One Arena security personnel to gain entry to restricted media areas.

Non-North American media outlets are required to request media credentials through the National Hockey League by contacting David Keon at dkeon@nhl.com.

Capitals media credentials are issued to print, television, radio and online media outlets that adhere to professional standards, regularly produce quality content and have a demonstrated audience. Space limitations may impact the decision to grant credentials. The final decision on all applications for media credentials rests with the Capitals media relations staff; we reserve the right to revoke media credentials at any time.

### News Releases

Accredited members of the media who would like to receive Capitals news releases via e-mail should contact a member of the media relations staff. Among our releases is "Caps Today," sent daily during the season, which includes an updated practice schedule, recent transactions and the top storyline of the day.

## Twitter and Instagram

Media who would like to receive updates on practice times and other breaking news can follow @CapitalsPR on Twitter. Capitals PR is also on Instagram @CapitalsPR. The team also maintains a general Twitter and Instagram feed @Capitals.

## NHLMedia.com

The NHL's password-protected media site includes statistics, press releases, game notes, credential applications and PDF files of every team's media guide. To access the site, visit <http://media.nhl.com>

## DIRECTIONS TO CAPITAL ONE ARENA

**From National Airport** – Take I-395 North to 12th Street exit (stay left) ... right onto Constitution Avenue, NW ... left onto 6th Street, NW

**From BWI Airport** – Take Baltimore/Washington Pkwy. (I-295 South) to US Rt. 50 ... US Rt. 50 West toward Washington (New York Avenue, NE) ... left on 6th Street, NW

**From Dulles Airport** – Take Dulles Toll Road (Rt. 267 East) to I-66 East (becomes Constitution Avenue, NW) ... left on 6th Street, NW

**From Metrorail** – Capital One Arena is located at the Gallery Place/Chinatown stop on the Red, Yellow and Green lines and just blocks from Metro Center on the Orange, Blue and Silver lines

## DIRECTIONS TO MEDSTAR CAPITALS ICEPLEX

**From Washington, D.C.** – Take Constitution Ave. west, toward the Lincoln Memorial ... take I-66 West ... take exit 71/Glebe Rd. and take a left on to Glebe Rd. ... pass Wilson Blvd. and the rink is on the eighth level of the parking garage attached to Ballston Quarter.

**From National Airport** – Take George Washington Parkway North toward Arlington ... take I-66 West ... take exit 71/Glebe Rd. and take a left on to Glebe Rd. ... pass Wilson Blvd. and the rink is on the eighth level of the parking garage attached to Ballston Quarter.

**From Dulles Airport** – Dulles Toll Road (Rt. 267 East) to I-66 ... take I-66 East ... take exit 71/Glebe Rd. and take a right on to Glebe Rd. ... pass Wilson Blvd. and the rink is on the eighth level of the parking garage attached to Ballston Quarter.

**From BWI Airport** – Take I-195 West to I-95 ... take I-95 South to the Capital Beltway (I-495) ... take I-495 West into Virginia ... take George Washington Parkway South ... take I-66 West ... take exit 71/Glebe Rd. and take a left on to Glebe Rd. ... pass Wilson Blvd. and the rink is on the eighth level of the parking garage attached to Ballston Quarter.

**From Metrorail** – MedStar Capitals Iceplex is located two blocks from the Ballston stop on the Orange and Silver line ... Follow Stuart Street to Ballston Quarter and take the parking garage elevators to the eighth level.

# Capital One Arena



Capital One Arena is a 20,000+-seat multi-purpose sports and entertainment venue, owned and operated by Monumental Sports & Entertainment, in the Penn Quarter neighborhood of Chinatown in downtown Washington, D.C. The arena is home to the NBA's Washington Wizards, the NHL's Washington Capitals and the NCAA's Georgetown Hoyas' men's basketball team.

Boasting an average of 220 events per year, Capital One Arena is the heart of a multi-billion-dollar redevelopment that began nearly 25 years ago when the arena was built and opened on December 2, 1997. Since then, the privately financed arena in downtown Washington D.C. has hosted over 70 million people and more than 5,500 events. In 2019, Monumental Sports & Entertainment unveiled a \$55 million dollar renovation project with one of North America's largest continuous 360-degree centerhung scoreboards. Coupled with a new DualTV double-sided LED board and a first-of-its-kind 360-degree HD SkyRing at the top of the arena, the revolutionary fan experience brings more live action, scores and stats so fans don't miss a thing.

In 2019, Monumental Sports & Entertainment and William Hill (now Caesars Entertainment) announced the first ever, in-arena sports book deal in North America. The pair opened a temporary location at Capital One Arena's box office in July 2020, while construction on the permanent space was completed. In May 2021, the ribbon was cut on a nearly 20,000 square foot destination experience for local, regional, and global travelers, blending a Michelin-star chef designed dining experience with a sports betting operation. This marquee location not only flexes into the arena experience – but it also boasts live games on over 100 screens, hosts dozens of betting windows kiosks, and is complemented by 24 massive LED concourse screens across the arena which broadcasts the latest information on sports lines and statistics.

In June 2010, Ted Leonsis became the majority owner of Capital One Arena and formed Monumental Sports & Entertainment (MSE). MSE includes ownership of the NBA's Washington Wizards, the NHL's Washington Capitals – winner of the 2018 Stanley Cup, the WNBA's Washington Mystics – winner of the 2019 Championship, NBA G-League's Capital City Go-Go, NBA 2K League's Wizards District Gaming – winner of the 2020 and 2021 Championships, and Capital One Arena. MSE also manages MedStar Capitals Iceplex, the MedStar Health Performance Center at the Entertainment and Sports Arena on St. Elizabeths Campus in southeast Washington, D.C., and EagleBank Arena at George Mason University. In January 2013, MSE launched Monumental Sports Network, the mid-Atlantic region's top direct-to-consumer destination for exclusive fan experiences and original sports content across desktop, tablet, mobile and OTT streaming devices.

As an arena in the heart of downtown Washington, D.C., Capital One Arena has hosted a multitude of high-profile sporting events in its history, ranging from the 2018 and 1998 Stanley Cup Finals to the NBA (2001) and WNBA (2002, 2007) All-Star games to the 2003 World Figure Skating Championship, the ACC Men's Basketball Tournament (2005, 2016), the first and second rounds of the NCAA Division I men's basketball tournament (1998, 2002, 2008) as well as the second and third rounds (2011), the Big Ten Men's Basketball Tournament (2017) and the A-10 Men's Basketball Tournament (2018). The arena will welcome back the A-10 tournament in 2022, the ACC's Men's Basketball Tournament in 2024 and will host the 2026 NCAA Division I Men's Basketball Regional.

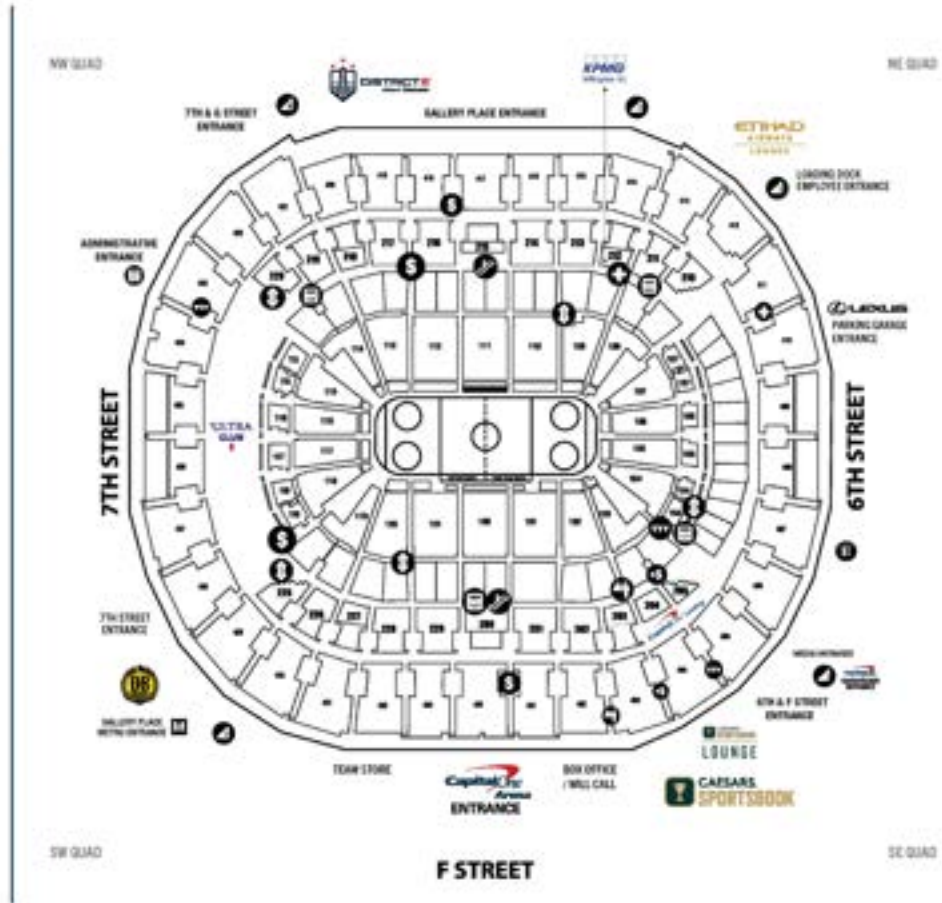
And entertainment at the arena also extends to fantastic concerts and family shows ranging from all-time greats to current-day chart-topping artists. In the 26-year history of the arena, some of the artists who have roamed the halls and mastered the stage at Capital One Arena include: U2, Lady Gaga, Madonna, The Three Tenors, Barbra Streisand, Bon Jovi, Prince, Tim McGraw & Faith Hill, Beyonce, the Dalai Lama, Tina Turner, Keith Urban, Paul Simon and Sting, Taylor Swift, Elton John, Usher, Disney on Ice and WWE.

Other amenities in the arena include the Etihad Airways Lounge, The Ultra Club, Players Club, Devils Backbone Lounge and the Team Store. VIDA Fitness and Bang Salon, McDonald's, and Dunkin Donuts and also have retail locations at the arena.

This extraordinary gathering space offers excellence in service to the D.C. community and is a renowned regional and global destination. Among its many recent accolades, it was named winner of the 2020 Travelers' Choice Award of Top Attractions Worldwide and consistently earns a top-ranking venue spot in worldwide ticket sales, according to Pollstar. It was named 2020 Best Building in NHL Fan Choice Awards, ranked #1 by Stadium Journey in venue rankings in 2020, was among Billboard Magazine's Top 25 Venues in 2019 and won a Game Changer award in 2017 by the Green Sports Alliance. It also secured a GBAC Star award rating from the Global Biorisk Advisory Council, a division of ISSA – certifying it has proven systems in place to maintain clean and healthy environments.

# Capital One Arena





# MedStar Capitals Iceplex




## MedStar Capitals Iceplex

### MedStar Capitals Iceplex Quick Facts

**Location:** Arlington, Va.  
**Ice Sheets:** Two, 200' x 85'  
**Square Footage:** 137,000  
**Seating:** Approx. 1,200  
**Project Cost:** \$42.8 million  
**Architect:** Architecture Inc.  
**General Contractor:** Sigal Construction

### Address

627 N. Glebe Rd. Suite 850  
 Arlington, VA 22203

### For More Information

To learn more about public skating, hockey, broomball and other activities at MedStar Capitals Iceplex:

**Visit:** [www.medstarcapitalsiceplex.com](http://www.medstarcapitalsiceplex.com)  
**Write:** [info@medstarcapitalsiceplex.com](mailto:info@medstarcapitalsiceplex.com)  
**Call:** 571.224.0555

### Directions

**From Washington, D.C. –** Take Constitution Ave. west, toward the Lincoln Memorial ... take I-66 West ... take exit 71/Glebe Rd. and take a left on to Glebe Rd. ... pass Wilson Blvd. and the rink is on the eighth level of the parking garage attached to Ballston Quarter.

**From National Airport –** Take George Washington Parkway North toward Arlington ... take I-66 West ... take exit 71/Glebe Rd. and take a left on to Glebe Rd. ... pass Wilson Blvd. and the rink is on the eighth level of the parking garage attached to Ballston Quarter.

**From Dulles Airport –** Dulles Toll Road (Rt. 267 East) to I-66 ... take I-66 East ... take exit 71/Glebe Rd. and take a right on to Glebe Rd. ... pass Wilson Blvd. and the rink is on the eighth level of the parking garage attached to Ballston Quarter.

**From BWI Airport –** Take I-195 West to I-95 ... take I-95 South to the Capital Beltway (I-495) ... take I-495 West into Virginia ... take George Washington Parkway South ... take I-66 West ... take exit 71/Glebe Rd. and take a left on to Glebe Rd. ... pass Wilson Blvd. and the rink is on the eighth level of the parking garage attached to Ballston Quarter.

**From Metrorail –** MedStar Capitals Iceplex is located two blocks from the Ballston stop on the Orange or Silver Metro line ... Follow Stuart Street to Ballston Quarter and take the parking garage elevators to the eighth level.

The Washington Capitals ushered in a new era for the franchise in 2006 with the opening of MedStar Capitals Iceplex, a community ice rink in Arlington, Va., that serves as the Capitals' training facility and home to the team's administrative offices. The project, a joint venture between the Washington Capitals and Arlington County, is located on the eighth level of the parking garage attached to Ballston Quarter.

The 137,000-square-foot facility includes two NHL-size ice rinks with seating for approximately 1,200, office space, two pro shops, a snack bar, media facilities and additional space for special events. The 20,000-square-foot, state-of-the-art training center for the Capitals features a large weight and fitness room, extensive athletic-training and medical facilities, spacious locker-room and lounge areas, a theater-style classroom and a high-tech video room.

MedStar Capitals Iceplex hosted Capitals training camp for the 17th year in 2023. It has also played host to 15 Capitals summer development camps and the unveiling of the team's new logos and jerseys in 2007. In 2013, MedStar Capitals Iceplex hosted the United States Olympic Men's National Team Orientation Camp, designed to assist in the preparation of the 2014 U.S. Olympic Men's Ice Hockey Team that competed at the XXII Olympic Winter Games in Sochi, Russia. It also hosted the U.S. Under-18 Select Team and U.S. Under-17 Select Team in 2015.

The structure was built atop the existing seven-story public parking garage at the corner of North Glebe Road and North Randolph Street in the heart of Ballston. The \$42.8 million project, designed by Architecture Inc. of Reston, Va., included the addition of an eighth level of parking to the garage. MedStar Capitals Iceplex is the only rink in the United States built eight or more stories above street level.

The facility is the first indoor ice rink inside the Capital Beltway in Virginia and just the second facility of its kind anywhere inside the Beltway (Ft. DuPont Ice Rink in D.C. is the other). With the Orange and Silver Line reaching the Ballston Metro Station nearby, MedStar Capitals Iceplex is the only community rink located on the Metrorail system.

The two ice sheets offer an estimated 12,000 hours of ice time per year for use by youth, high school and college hockey teams, figure skating, synchronized skating, recreational skating, learn-to-skate programs and hockey and broomball. The Washington Little Capitals, a top tier 1 program, play at the facility as well as the recently developed Capitals Hockey Academy Travel teams and Rooftop Hockey House League. At least 500 hours of ice time are donated by the Capitals to Arlington County to offer the economically disadvantaged and physically and mentally challenged members of the community an opportunity to use the facility.



# OWNERSHIP & MANAGEMENT



## Ted Leonsis

**Founder, Chairman, Principal Owner and Chief Executive Officer,  
Monumental Sports & Entertainment**

Ted Leonsis is founder, chairman, principal owner and chief executive officer of Monumental Sports & Entertainment (MSE), one of the largest integrated sports and entertainment companies in the country with one of the most diverse partnership groups in sports. MSE owns and operates the NHL's 2018 Stanley Cup Champion Washington Capitals; the NBA's Washington Wizards; the 2019 WNBA Champion Washington Mystics; the NBA G League's Capital City Go-Go; the 2020 & 2021 NBA 2K League Champion Wizards District Gaming; and Capital One Arena in downtown Washington, D.C.

To provide the best access to MSE's teams, in September 2022 Mr. Leonsis led the acquisition of a media network that holds exclusive local television rights to Capitals, Wizards and Mystics games. The network was rebranded as Monumental Sports Network and in early 2024, it opened the doors on a brand-new, state-of-the-art, digital-forward production studio adjacent to Capital One Arena.

In March 2024, Mr. Leonsis announced a groundbreaking, integrated public-private partnership to revitalize downtown D.C. Together with Mayor Muriel Bowser and the D.C. Council, Mr. Leonsis announced a significant investment in Capital One Arena and the expansion of MSE's business operations to the arena-adjacent Gallery Place building. With a municipal, capital investment of \$515 million from the city and an additional 200,000 square feet of space for back-of-the-house and operational growth, the partnership marked the first municipal investment negotiated by Mr. Leonsis for Capital One Arena – which has contributed nearly \$800 million in cumulative tax revenue to the city since opening in 1997.

In the fall of 2018, as part of a joint venture with the DC Mayor's Office and Events DC, Mr. Leonsis and MSE unveiled the Entertainment & Sports Arena in Southeast D.C. on the St. Elizabeths East campus. This 4,000-seat basketball venue includes the current practice facility for the Wizards (though a survey for a new cutting-edge facility is currently underway) and serves as the Mystics' and Go-Go's practice facility and home court. The project served as a catalyst for new opportunities in Ward 8—a historically under-resourced section of D.C.—and citywide, created a destination for residents and visitors. MSE will assume operations for the Entertainment & Sports Arena upon final approval of the city's capital investment.

Mr. Leonsis serves on the Board of Governors for the NBA and NHL, as well as on the Executive Committee of the NHL. He is also chairman of the NBA Media Committee. He is co-executive chairman of aXiomatic, which has a controlling interest in global esports franchise, Team Liquid.

### Revolution Growth and Venture Capital Investor

Mr. Leonsis is a co-founder and partner at Revolution Growth, a venture capital fund investing in growth-stage, multi-billion-dollar, industry-disrupting companies. The fund selectively invests in some of the economy's largest sectors including sports, media, entertainment, healthcare, fintech and decarbonization, with a focus on companies at the intersection of tech and policy. Investments include companies such as aXiomatic, Sportradar, DraftKings, Oporto, Tempus, Tala, Cava and TemperPack. He also serves on the boards of several public companies, including American Express and Groupon.

Mr. Leonsis has also made early-stage investments and owns equity in numerous companies, including AOL, Google, Revolution Money, AddThis, Preview Travel (Travelocity), Inside.com, MobilePosse, ObjectVideo, Vox Media, Zedge, I-Village, Proxicom, Cricket Media, MediaBank, Two Harbors, Algentis, Social Radar and Forbes' Travel Guide.

### Filmmaker and Digital Entrepreneur

Mr. Leonsis created and produced the award-winning film "Nanking," which premiered at the 2007 Sundance Film Festival and was awarded the Documentary Editors Award. The film went on to win a Peabody award and an Emmy award and was distributed theatrically, appeared on HBO and is one of the most viewed documentaries of all time. Mr. Leonsis also served as a producer on the documentary film "Kicking It," which premiered at the 2008 Sundance Film Festival and aired on ESPN, and produced "A Fighting Chance," which aired on ESPN in 2010. In 2013 he produced "Lost for Life," a documentary that explores juvenile offenders who have been sentenced to life without parole. "Lost for Life" was broadcast in 58 countries in 2014 and garnered both critical acclaim and ratings success. Most recently, he produced the documentary "We the People: The Market Basket Effect," which aired on Pivot and iTunes and was released theatrically.

Mr. Leonsis is also executive producer of the documentary film, "Willie," along with MSE partners Sheila Johnson and Earl Stafford. "Willie" is the story of Willie O'Ree who, in 1958, became the first black player in the National Hockey League.

Mr. Leonsis is the founder and chairman of ViewLift, a full-service content distribution platform for the web, OTT and mobile, which empowers media companies, sports leagues and teams, education providers and others to monetize their content through native branded apps on every major digital device. He is also the founder, chairman and largest shareholder in SnagFilms, which contains more than 5,000 movies, TV show episodes, documentaries and original comedy shorts in its free, online digital library.

### Philanthropy

Through the Leonsis Foundation, his sports teams, the Monumental Sports & Entertainment Foundation, and his family's personal giving, Mr. Leonsis supports hundreds of charities

each year. In 2015, Mr. Leonsis was named chairman of the board of DC-CAP (District of Columbia College Access Program), which is dedicated to encouraging and enabling DC public high school students to enroll in and graduate from college. In that time, he helped foster more than 14,000 graduates and awarded more than \$55 million in scholarships to D.C. students, many of whom are first in their families to attend college, as he was.

In 2023, Mr. Leonsis and his family bestowed a \$10 million gift to his alma mater, Georgetown University, split between two \$5 million donations. The first was an addition to his \$1.5 million gift from 2018 to create a collaborative workspace to catalyze startups and initiatives for the university and its network of alumni entrepreneurs, the Georgetown Venture Lab. The additional \$5 million gift ensured that the signature pitch competition at Georgetown University's McDonough School of Business, "Bark Tank," would live on in perpetuity. As of 2023, the Leonsis family has awarded \$975,000 in prizes to 60 different student startup ventures, many of which have proceeded to raise more than \$295 million in funding and create over 1,000 jobs.

The second \$5 million gift went to MedStar Georgetown Hospital to help fund multiple areas dedicated to pediatrics. These areas include a new rooftop helipad with direct access to a state-of-the-art emergency department and operating rooms that benefit children experiencing acute trauma while supporting their loved ones in the hospital's new, world class Verstandig Pavilion.

Other notable charities and causes include Best Buddies, DC Central Kitchen, Georgetown Entrepreneurship Initiative, See Forever Foundation, Venture Philanthropy Partners, Street Soccer USA, YouthAIDS, GlobalGiving.org, College Success Foundation - District of Columbia, Potomac School, Georgetown University, Children's Hospital, Potomac Valley Amateur Hockey Association, Salvation Army Angel Tree, Alliance for Lupus Research, Serve DC, Fort Dupont Ice Arena and Ice Hockey Club, USO of Metropolitan Washington, Capital Area Food Bank, Flashes of Hope, Inova Health System Foundation, UNICEF, obesity prevention and numerous local schools and cancer research and awareness programs.

Mr. Leonsis co-founded and chairs the Greater Washington Partnership, which played a critical role in organizing the region's bid process for Amazon's HQ2. The successful bid, which was built in cooperation between Washington, Maryland and Virginia, offers a blueprint for tackling economic challenges for everything from housing to transportation to workforce development.

### AOL

During his 14-year career at AOL, Mr. Leonsis served as president of America Online Services Company, president of AOL Studios, president of AOL Web Properties, vice chairman and president of AOL Core Services, vice chairman and president of AOL Audience Business and vice chairman emeritus. The company recorded its greatest levels of innovation and growth under his leadership, and in May 2010 AOL named a central office tower The Leonsis Creative Center in his honor. Mr. Leonsis retired from active management of AOL in 2006.

### Author

Mr. Leonsis has authored numerous books, including "Blue Magic: The People, Power and Politics Behind the IBM PC" and "The Business of Happiness: 6 Secrets to Extraordinary Success in Work and Life."

### Leonsis Facts

- Previously served a 12-year term on the board of directors at Georgetown University
- Coined term "filmanthropy" to signify films that shine a light on important topics and activate charitable giving (2006)
- Created a 101-item life-list following an early 1980s reckoning and has checked off over 90 of the 101 things to do
- Founded the first new media company: Redgate Communications in 1986
- Coined the phrase "New Rules – New Media" in 1987
- Co-invented successful board game "Only in New York" (1983)
- Founded six personal computer magazines between 1981 and 1988
- Served as mayor of Orchid, Fla. (1990-94)

### Awards and Honors

- Emmy Award
- Peabody Award
- Sports Business Journal 50 Most Influential People in Sports Business
- Washington Business Man of the Year
- Washington CEO of the Year
- Washingtonian of the Year
- Georgetown University John Carroll Award
- United States Sports Academy Theodore Roosevelt Meritorious Achievement Award
- Greater Washington Urban League Unsung Philanthropist Award
- TAPS Engaged Philanthropist Award
- Tech Council of Maryland Lifetime Achievement Award
- Northern Virginia Technology Council Hall of Fame Award
- Top 10 Creative Executives in America
- Top 20 Most Powerful People in Sports
- Lowell (Mass.) High School Alumni Hall of Fame
- Honorary Degrees: Emerson College, LaSalle College, Simmons College, University of Massachusetts, George Mason, and American University, Doctor of Humane Letters, Honoris Causa



## Dick Patrick

**Vice Chairman and Partner Monumental Sports & Entertainment; and Chairman, Washington Capitals**


Dick Patrick has been part of the Washington Capitals organization since 1982 and was one of Ted Leonsis’s original partners when Monumental Sports & Entertainment was formed in June 2010. Mr. Patrick is Chairman of the Capitals and Vice Chairman of Monumental Sports & Entertainment. For the first five years of MSE’s existence, Mr. Patrick also assumed initial responsibility as Chief Operating Officer and was involved in all facets of operating three professional sports franchises – the Capitals, Washington Wizards and the Washington Mystics – and Capital One Arena.

For four generations the family name of Patrick has been synonymous with the sport of hockey and the National Hockey League. Mr. Patrick’s grandfather, Lester Patrick, was the longtime coach and general manager of the New York Rangers. In his honor, the Lester Patrick Trophy is awarded annually for “outstanding service to hockey in the United States.” It was Lester who instilled in his family the desire to remain active in the advancement of the sport of hockey and the National Hockey League. Mr. Patrick’s father, Muzz, and uncle, Lynn, both played on the 1940 New York Rangers team that captured the Stanley Cup. In October 2012, Dick Patrick was awarded the Lester Patrick Trophy for his contributions to hockey in the United States. Mr. Patrick and his son, Chris, who is the Capitals’ senior vice president and general manager, became the sixth and seventh members of the Patrick family to win the Stanley Cup in 2018, a tradition that goes back 100 years in their legendary family.

Mr. Patrick’s cousin, Craig Patrick, played for the Capitals from 1977-79. He won two Stanley Cups as general manager of the Pittsburgh Penguins and was enshrined in the Hockey Hall of Fame in November 2001 in the “builder” category.

Before Mr. Patrick’s arrival, the Capitals had never advanced to postseason play. In his 41 seasons with the club, Washington has qualified for the playoffs 33 times – including the team’s Stanley Cup championship in 2018, the run to the Stanley Cup Final in 1998 and three Presidents’ Trophy-winning teams (2009-10, 2015-16, 2016-17). Since the 1982-83 season, the Capitals have compiled a record of 1,656-1,186-201-196 (.573 point percentage) and rank second in the NHL in wins and tied for second in playoff appearances in that span.

During the 2010s, the Capitals (465-232-0-90) recorded the most wins of any team and only trailed the Montreal Canadiens of the 1970s (501-160-130-0) and the Boston Bruins of the 1970s (487-190-111-0) as the winningest franchise of any decade. Additionally, with a .648 point percentage, the Capitals only trailed the 1970 Canadiens and Bruins (Montreal: .712; Boston: .689) and the 2000s Detroit Red Wings (.682) for the highest point percentage in a single decade throughout the area.





## Brian MacLellan

### President of Hockey Operations

The 2024-25 season will mark Brian MacLellan's 24th with the Capitals and his second as president of hockey operations. MacLellan, who served as general manager from 2014-15 to 2023-24, oversees and is responsible for all aspects of Washington's hockey operations.

During MacLellan's tenure as general manager, the Capitals won their first Stanley Cup (2018), two Presidents' Trophies (2016, 2017) and a franchise-record five consecutive Metropolitan Division titles from 2015-16 to 2019-20. The Capitals compiled a record of 449-244-88 (.631 point percentage) in MacLellan's 10 years as GM, the third-most wins in the NHL in that span. In addition, the Capitals reached the 100-point mark six times with MacLellan at the helm and were on pace for 100-plus points in the shortened 2019-20 season and abbreviated 2020-21 season. MacLellan finished his run as general manager with the third-highest point percentage in NHL history among GMs with at least 500 games of experience, trailing only Sam Pollock (Montreal Canadiens, 1964-1978: .685) and Don Sweeney (Boston Bruins, 2015-present: .665). MacLellan, 65, was named the sixth general manager in the franchise's history on May 26, 2014 after previously serving as the team's assistant general manager, director of player personnel and as a professional scout.

Of the 19 players to take the ice during the Capitals' Cup-clinching win in Game 5 of the 2018 Stanley Cup Final, eight were either signed, traded for, or drafted by MacLellan, including three of the four players that scored in the game (Jakub Vrana, Devante Smith-Pelly and Lars Eller). The Capitals tied an NHL record with 10 road wins during the run and joined the 1991 Pittsburgh Penguins as the only teams to win the Stanley Cup despite trailing in all four series.

The Capitals won their second-straight Presidents' Trophy in 2016-17, marking the seventh time in NHL history that a team has won the Presidents' Trophy in consecutive seasons. Washington posted a 55-19-8 record, marking the second-most wins and third-most points (118) in a season in franchise history. The Capitals recorded 55 wins in two straight seasons (2015-16: 56, 2016-17: 55), joining the Montreal Canadiens (1975-78) as the only teams in NHL history to win 55 or more games in consecutive seasons.

In 2015-16, Washington led the NHL with a record of 56-18-8 (120 points) and captured its second Presidents' Trophy in franchise history (2009-10). The Capitals set franchise records in wins and road wins (27), and MacLellan was named a finalist for the 2015-16 NHL General Manager of the Year Award.

In his first season as general manager, the Capitals posted a record of 45-26-11 (101 points), reaching the 100-point mark for the eighth time in team history and the first since the 2010-11 season.

As assistant general manager and director of player personnel, MacLellan oversaw the club's professional scouting staff and worked closely with the team's American Hockey League affiliate, the Hershey Bears, who won the Calder Cup in 2006, 2009 and 2010.

MacLellan, who served as a pro scout for the Capitals from 2000-03 prior to his promotion to director of player personnel, assisted and advised the general manager in all player-related matters. MacLellan won a Stanley Cup as a player with the Calgary Flames in 1989 and recorded 413 points in 606 games during his 10-year NHL career with Calgary, the Los Angeles Kings, New York Rangers, Minnesota North Stars and Detroit Red Wings. MacLellan also won a silver medal with Team Canada at the 1985 World Championship in Prague.

The Guelph, Ont., native attended and played hockey at Bowling Green State University from 1978-82, registering 143 points (64g, 79a) in 160 games. MacLellan's 345 career penalty minutes rank sixth in school history. The 6'3" forward earned 63 points his freshman year, marking the second most points by a freshman in school history. MacLellan moved to defense in his junior season and was named an All-American defenseman and First-Team All-CCHA in 1982. MacLellan served as co-captain for the Falcons from 1980-82. He was elected to the Bowling Green Athletic Hall of Fame in 1987.

MacLellan graduated with a Bachelor of Science in business administration from Bowling Green and earned his MBA in finance from the University of St. Thomas in 1995. He went on to work for an investment consulting firm in Minneapolis before joining the Capitals as a pro scout.



The Capitals compiled a record of 449-244-88 (.631 point percentage) in MacLellan's 10 years as general manager.



MacLellan hoists the Stanley Cup following the Capitals' Game 5 win in Las Vegas.



MacLellan presents John Carlson with a commemorative crystal for playing his 1,000th career game during a pregame ceremony at Capital One Arena on April 7, 2024.



**Chris Patrick**  
**Senior Vice President & General Manager**

Chris Patrick, 48, is entering his first season as general manager of the Washington Capitals. Patrick, who was named the seventh general manager in franchise history on July 8, joined the

Capitals in 2008-09 in a player development and scouting role and has served as a pro scout, director of player personnel, assistant general manager and associate general manager.

As associate general manager, Patrick oversaw the team's analytics department, player contract negotiations, hockey operations staff, player personnel, and budget and team scheduling matters. In addition, Patrick managed the club's professional scouting staff and worked closely with the Hershey Bears, Washington's AHL affiliate, who have won consecutive Calder Cup championships. During his tenure, the Bears have won two Calder Cups, two Macgregor Kilpatrick Trophies as the AHL's top regular-season team and have reached three Calder Cup Finals. Patrick has also played a crucial role in the development of numerous Capitals prospects to the NHL level. Patrick hired two head coaches, Spencer Carbery and Todd Nelson, who have won AHL Coach of the Year awards with Hershey. In his previous positions, Patrick was responsible for scouting drafted players at the collegiate and junior levels.

Patrick graduated from Princeton University with a Bachelor of Science in politics and economics in 1998 and earned a Master of Business Administration at the Darden School of Business at the University of Virginia in 2006. Patrick grew up playing hockey in the Washington, D.C. area in the Capital Beltway Hockey League and for the Little Caps. He attended and played hockey at the Kent School in Connecticut before playing four seasons at Princeton University, winning the ECAC Championship in 1998. Patrick was selected by the Capitals in the eighth round (197th overall) of the 1994 NHL Draft. He and his father, Dick Patrick, became the sixth and seventh members of the Patrick family to win the Stanley Cup in 2018.

Patrick and his wife, Kelley, reside in Millersville, Md, with their four daughters: Emma, Allie, Ashley and Annie.



Patrick was named the 7<sup>th</sup> general manager in franchise history on July 8, 2024.



Patrick has worked closely with Washington's AHL affiliate, the Hershey Bears, who have won consecutive Calder Cup championships.



Patrick joined the Capitals in 2008-09 in a player development & scouting role and has served as a pro scout, director of player personnel, assistant GM and associate GM.



## Don Fishman

### Senior Vice President & Assistant General Manager

Don Fishman is entering his 20th season with the Washington Capitals, 18th as assistant general manager and first as senior vice president. Fishman leads the club's salary cap and contract decisions as well as advises the team president and general manager on policy and strategic decisions and real estate matters. Fishman regularly represents the club in speaking to season ticket members, sponsors and other club stakeholders. He handles player contract negotiations, player contract research and analysis, the club's day-to-day salary cap position, team salary cap strategic planning, the salary arbitration process, NHL and team salary cap analysis, and interpretation of NHL/NHLPA Collective Bargaining Agreement (CBA) issues. Fishman also assists the club's president and general manager with the day-to-day operations of the Capitals hockey operations department such as roster issues, player movement, preseason and regular season scheduling, budgeting, and training camp planning.

Fishman also helped lead the organization's efforts on a number of other special projects, including organizing the Capital Hockey Classic featuring two college hockey games at Capital One Arena in December 2024, attracting

two World Cup of Hockey exhibition games to Washington (2016) and two American Hockey League games to Washington (2012, 2014), and bringing the United States Men's Olympic Hockey Team Orientation Camp to the Capitals' training facility in 2013. Fishman was also involved with the planning for the Capitals' four outdoor games, which have been played at a baseball stadium as well as pro and college football stadiums. Finally, Fishman serves as legal counsel for the Capitals organization generally.

Prior to joining the Capitals, Fishman served as general counsel of two Washington, D.C. city government agencies. In his role with District government, he worked as part of the local host committee that successfully bid for the NCAA Men's Hockey Frozen Four, held in Washington, D.C. in 2009. Fishman also worked as a corporate and communications lawyer in Washington and Los Angeles with Latham & Watkins and Ervin, Cohen & Jessup. Fishman, a native Washingtonian, graduated with an economics degree from Harvard College, where he also served as the radio voice of Harvard Hockey, and a law degree from UCLA School of Law. In 2023, Fishman was inducted into the Greater Washington Jewish Sports Hall of Fame.



## Ross Mahoney

### Assistant General Manager

Ross Mahoney is entering his 28th season with the Washington Capitals and his 11th season as assistant general manager. Mahoney served as the Capitals' director of amateur scouting for 16 seasons prior to his promotion to assistant general manager. As assistant general manager, Mahoney is responsible for the NHL Entry Draft, the club's developmental programs, evaluations of opposing teams' prospects and oversees the organization's amateur scouting staff. In Game 5 of the 2018 Stanley Cup Final, 12 players that were drafted during Mahoney's tenure were in the lineup.

Prior to joining the Capitals, Mahoney was a scout with the Buffalo Sabres and Vancouver Canucks. He has coaching experience with the University of Regina, the Western Hockey League's Regina Pats and at the international level. He twice coached Team Western in the World Under-17 Challenge. In 1995, he coached Team Saskatchewan to the gold medal at the Canadian Winter Games.

Mahoney earned a degree in education from the University of Regina, where he played hockey for the Cougars. After graduating, he spent 17 years as a teacher.

Mahoney played junior hockey for the Tier II Regina Pat Blues and the Regina Pats in the WHL. He also played four years at the University of Regina, helping lead his team to two national finals. Mahoney was inducted as a player in the Saskatchewan Baseball Hall of Fame in 1997, the Saskatchewan Sports Hall of Fame in 1999 and the Saskatchewan Hockey Hall of Fame and the Western Canada Professional Hockey Scouts Foundation's Wall of Honour in 2024.

Mahoney and his wife, Traci, reside in Regina, Saskatchewan. He has a son, Michael, and a daughter, Catie.



## Spencer Carbery

### Head Coach

Spencer Carbery is entering his second season as head coach of the Washington Capitals. Carbery, who was named the 20th head coach in franchise history on May 30, 2023, led the Capitals back to the playoffs with a record of 40-31-11 (91 points) in 2023-24. That marked an 11-point improvement from the previous season (35-37-10, 80 points) as Carbery finished seventh in Jack Adams Award Voting in his first season as an NHL head coach.

Carbery, 42, returned to the organization in 2023 after spending the previous two seasons as an assistant coach with the Toronto Maple Leafs. With Toronto, Carbery was responsible for the team's power play and oversaw the team's forwards. In his first season with the club in 2021-22, the Maple Leafs ranked first in the NHL in power play percentage (27.3), a 7.3-percent improvement from the previous season. Over two full seasons, Toronto converted on 26.6 percent of their power-play opportunities, the second-highest rate in the League during that span. In addition, Maple Leafs forwards ranked fourth in the NHL in goals (251) and points (589) during the 2022-23 season and second in goals (277) and third in points (652) in 2021-22.

Prior to joining Toronto, Carbery served as head coach of Washington's American Hockey League (AHL) affiliate the Hershey Bears for three seasons from 2018 to 2021. Under Carbery, Hershey posted a combined record of 104-50-9-8 (.658 point percentage), including an AHL-best 24-7-2-0 record (.758 point percentage) in his final season behind the Bears' bench in 2020-21. Carbery received the Louis A.R. Pieri Memorial Award as the AHL's outstanding coach for the 2020-21 season, becoming the fifth coach in Hershey franchise history to win the award. During his three-year tenure with Hershey, Carbery coached and aided in the development of several players that appeared in games with the Capitals during the 2022-23 season, including Martin Fehervary, Aliaksei Protas, Connor McMichael, Alex Alexeyev, Beck Malenstyn, Lucas Johansen and Joe Snively.

The Victoria, British Columbia native spent five seasons as head coach and director of hockey operations for the South Carolina Stingrays from 2011 to 2016, with the Stingrays serving as the Capitals' ECHL affiliate in Carbery's final two seasons in South Carolina. Carbery compiled a record of 207-115-38, leading the Stingrays to the Kelly Cup Playoffs in each of his five seasons. In total, Carbery guided South Carolina to two division titles, two Eastern Conference Finals appearances and a Kelly Cup Finals appearance in 2015. In 2013-14, Carbery won the John Brophy Coach of The Year Award after leading the Stingrays to their first division title since 2000-01. Carbery is one of four coaches to ever win coach of the year awards at both the AHL and ECHL levels.

In addition to his time with the Maple Leafs, Bears and Stingrays, Carbery served as head coach of the Saginaw Spirit of the Ontario Hockey League (OHL) in 2016-17 and was an assistant coach with the AHL's Providence Bruins in 2017-18.

Carbery, whose coaching career began in 2010-11 as an assistant coach with South Carolina, played parts of two seasons with the Stingrays and helped the team capture the Kelly Cup in 2009. That same season, Carbery was honored as the Stingrays' inaugural Jerry Zucker Community Service Award winner for his work in the Lowcountry community. Carbery, a forward, played 181 games over three ECHL seasons with Bakersfield, Stockton, Fresno and South Carolina and 63 games in the CHL with Tulsa. Carbery graduated from St. Norbert College, where he played for three seasons after playing one season at the University of Alaska Anchorage. Carbery and his wife, Casey, have two children, Hudson and Vivian.



Carbery led the Capitals back to the playoffs with a record of 40-31-11 (91 points) in his first season as head coach.



Carbery was named the 20th head coach in franchise history on May 30, 2023.



Carbery served as head coach of Washington's AHL affiliate, the Hershey Bears, for three seasons from 2018 to 2021, guiding the club to a combined record of 104-50-9-8 (.658 point percentage).





## Scott Allen

### Assistant Coach

Scott Allen, 58, is entering his third season as an assistant coach with the Capitals. Prior to joining Washington, Allen spent three seasons with the Hershey Bears of the American Hockey League (AHL). Allen is responsible for the Capitals' penalty kill, which ranks eighth in the NHL in penalty kill percentage (80.4) over the last two seasons.

With Hershey, Allen served as an assistant coach for two seasons before being named the Bears' head coach ahead of the 2021-22 season. Under Allen, Hershey finished with a record of 34-32-6-4, clinching a Calder Cup Playoff berth, and ranked tied for 11th in the AHL in goals against (209).

The New Bedford, Massachusetts native has coached professionally for more than 25 seasons, including assistant positions with the New York Islanders (2009-12), the Florida Panthers (2016-17) and the Arizona Coyotes (2017-19). With Arizona, Allen worked with the Coyotes' defensemen and penalty kill. During the 2018-19 season, Arizona ranked tied for first in the NHL in penalty kill percentage (85.0) and tied for fifth in goals against per game (2.68). In Allen's one season with Florida, the Panthers finished with the second-best penalty kill percentage in the NHL (85.3). Additionally, Allen has coached in the AHL for 14 seasons.

Allen played professionally for 10 seasons in the All-American Hockey League, Atlantic Coast Hockey League, Colonial Hockey League, Central Hockey League and ECHL. Allen, a forward, won back-to-back Kelly Cups with the Carolina Thunderbirds in 1989 and the Greensboro Monarchs in 1990.

Allen and his wife, Traci, have two daughters: Mackenzie and Camryn.



## Mitch Love

### Assistant Coach

Mitch Love, 40, is entering his second season as an assistant coach with the Capitals. Love, who primarily works with the Capitals' defensemen, joined Washington after spending the previous two seasons as the head coach of the Calgary Flames' AHL affiliate, the Calgary Wranglers (2022-23) and Stockton Heat (2021-22).

Love, who guided Calgary to an AHL-best 51-17-3-1 record in 2022-23, received the Louis A.R. Pieri Memorial Award as the AHL's outstanding coach for the second-consecutive season. Love became just the third coach in AHL history to win back-to-back Pieri Awards and the first to do so in his

first two seasons in the league.

Under Love, Calgary ranked first in the AHL in goals against per game (2.42) and penalty kill percentage (85.1%) in 2022-23 and fourth in goals for per game (3.56). In 2021-22, Stockton ranked third in the AHL in goals against per game (2.72) and finished with the league's second-best record. In two seasons as head coach, Love compiled a record of 96-33-8-3 and won two Pacific Division titles.

Prior to joining the Flames organization, Love was head coach of the Saskatoon Blades of the Western Hockey League (WHL) from 2018-21, where he posted a record of 95-44-12-4 over three seasons. The Quesnel, British Columbia native also served as an assistant coach with the Everett Silvertips of the WHL for seven seasons from 2011-18.

Internationally, Love was an assistant coach on Canada's gold-medal winning team at the 2020 IIHF World Junior Championship and served in the same role at the 2021 tournament, earning a silver medal. Love coached Capitals forward Connor McMichael at both tournaments. Love also earned a gold medal as an assistant coach for Canada at the 2018 Hlinka Gretzky Cup.

Love played professionally for six seasons, including five years in the AHL, where he recorded 27 points (6g, 21a) and 808 penalty minutes in 278 career games.



## Kirk Muller

### Assistant Coach

Kirk Muller, 58, is entering his second season as an assistant coach with the Capitals and his 19th as an NHL coach. Muller is responsible for the Capitals' power play and forwards. Last season, Washington ranked third in the NHL in power-play percentage from Jan. 1 through the end of the regular season (27.3%) and first from Feb. 8 onward (29.8%).

The Kingston, Ontario native joined the Capitals after spending the previous two seasons as an associate coach with the Calgary Flames. In addition, Muller served two stints with the Montreal Canadiens as an assistant coach (2006-11) and as an associate coach (2016-21) and spent two seasons with the St. Louis Blues as an assistant coach (2014-16). Muller also served as head coach of the Carolina Hurricanes (2011-14) and the American Hockey League's (AHL) Milwaukee Admirals (2011). Muller's teams have qualified for the playoffs 10 times, including two conference final appearances (Montreal: 2010; St. Louis: 2016), and have ranked in the top 10 in power-play percentage seven times. During Muller's tenure in St. Louis, the Blues owned the NHL's third-highest power-play percentage (21.9 percent).

Internationally, Muller was an assistant coach for Canada at the 2012 and 2019 IIHF World Championships, earning a silver medal in 2019 along with Capitals forwards Dylan Strome and Anthony Mantha. Prior to joining the coaching ranks, Muller appeared in 1,349 games over 19 NHL seasons with the New Jersey Devils, Montreal, New York Islanders, Toronto Maple Leafs, Florida Panthers and Dallas Stars, recording 959 points (357g, 602a). Muller, the second overall pick in the 1984 NHL Draft, won the Stanley Cup with the Canadiens in 1993.

Muller and his wife, Stacey, have four daughters, Brittney, Kourtney, Bryelle and Kira.



## Kenny McCudden

### Assistant Coach – Skills Coach

Kenny McCudden, 63, is entering his second season as assistant coach-skills coach with the Capitals. McCudden joined the Capitals from the Columbus Blue Jackets, where he spent eight seasons as an assistant coach (2015-2023). During his eight seasons with Columbus, McCudden worked closely with Blue Jackets players, including Seth Jones, Cam Atkinson, Zach Werenski, Josh Anderson and Oliver Bjorkstrand, who all registered career highs in points during his tenure. In 2016-2017, McCudden was part of Jack Adams Award winner John Tortorella's coaching staff.

A Chicago native, McCudden joined the Blue Jackets in 2015 as a skills coach after spending 16 seasons as the skating and skills coach for the American Hockey League's (AHL) Chicago Wolves.

With Chicago, McCudden helped the Wolves advance to the 2005 Calder Cup Finals and capture the Calder Cup championship in 2008. In 2019, McCudden was inducted into the Illinois Hockey Hall of Fame.

McCudden has worked with numerous NHL players and prospects as a skills coach and instructed at development camps for the Colorado Avalanche, St. Louis Blues and Atlanta Thrashers. In addition, McCudden served as the skating and skills coach for the United States Women's National Team from 2011-14 and as a scout for the silver medal-winning squad at the 2014 Winter Olympics in Sochi, Russia.

McCudden and his wife, Cathy, reside in Woodstock, Ill. during the summer.



## Scott Murray

### Goaltending Coach

Scott Murray is entering his eighth season as the Capitals' goaltending coach. Prior to joining Washington, Murray spent four seasons with the Hershey Bears of the American Hockey League (AHL). Over the last seven seasons, Capitals goaltenders have combined for 293 wins, the 10th-most in the NHL.

In 2023-24, Murray worked with goaltender Charlie Lindgren, who posted a record of 25-16-7 and established single-season career highs in games played (50), games started (48) and wins. Lindgren ranked tied for first in the NHL in shutouts (6), eighth in save percentage (.911) and ninth in goals-against average (2.67) (min. 50 GP).

Murray previously worked with goaltender Logan Thompson, whom the Capitals acquired from the Vegas Golden Knights on June 29, at Washington's 2018 and 2019 Development Camps and at two Prospect Showcases.

During the Capitals' 2017-18 Stanley Cup-winning season, Murray helped Braden Holtby set a franchise record for most wins in the postseason and lead all NHL goalies in goals-against average (2.16) during the playoffs.

Murray joined the Capitals organization in 2013 after spending four seasons as the goaltending coach for the Sudbury Wolves of the Ontario Hockey League. Murray, 46, played hockey collegiately at Lake Superior State University. The St. Clements, Ontario, native also played for the San Angelo Saints (Central Hockey League) and Motor City Mechanics (United Hockey League) during his professional career.

Murray and his wife Renee have three children, a son Tylar, and two daughters, Ella and Liv.



## Brett Leonhardt

### Assistant Coach – Video

Brett Leonhardt is entering his 13th season as the Capitals' video coach and seventh as an assistant coach. Leonhardt's responsibilities include developing and delivering game plan meetings and pre-scouting opponents at five-on-five play.

Leonhardt spent two seasons in the NHL office in Toronto as their video manager for hockey operations beginning in 2011. In his role, he was responsible for breaking down and handling all video for rule changes, video reviews, officiating issues and more.

Prior to his time with the NHL, Leonhardt received a Bachelor of Arts in communications and media arts at Neumann University and was a recipient of the John A. Phillips Scholar-Athlete Award as well as the John Facenda Award for excellence in communication arts. He played hockey collegiately at both Neumann University and Oswego State University after spending three seasons playing for the Cambridge Winterhawks and Kitchener Dutchmen of the GOJHL.

Leonhardt was born in Kitchener, Ont. He and his wife Logan, reside in Ashburn, Va., with their twin boys, Beckham and Lennox.



## Emily Engel-Natzke

### Video Coach

Emily Engel-Natzke is entering her third season with the Capitals. Engel-Natzke, 33, previously served as video coach for Washington's AHL affiliate the Hershey Bears during the 2020-21 and 2021-22 seasons.

With Hershey, Engel-Natzke was responsible for producing opponent pre-scouts and coaching reports, as well as in-game and postgame video breakdowns.

The Fort Collins, Colorado native previously worked with the University of Wisconsin's men's and women's hockey teams as video coordinator from 2015-2017 and as assistant director of operations/video coordinator with the men's team from 2017-2020.

In addition, Engel-Natzke has worked with USA Hockey as a video coach for the U18 and Senior Women's National Teams. Engel-Natzke was part of the gold-medal winning staffs for the U18 team at the 2018 Women's World Championship in Dmitrov, Russia, and for the Senior Women's team at the 2019 World Championship in Espoo, Finland.

Engel-Natzke and her wife, Spencer, reside in Vienna with their dog, Hat Trick, and two cats, Juusto and Lucy.



## Jason Serbus

### Director of Sports Medicine and Head Athletic Trainer

Jason Serbus is entering his eighth season as head athletic trainer and third as director of sports medicine with the Washington Capitals where he oversees all aspects of the team's medical operations. On Jan. 7, 2019 against Detroit, Serbus took part in his 1,500th career professional game.

Prior to joining Washington, Serbus was the head athletic trainer with the Arizona Coyotes for nine seasons. Serbus worked as an athletic trainer for the U.S. Men's National Team for the third time in 2017 at the IIHF World Championships in Germany after being with the Men's National Team during the 2016 World Championships in Russia and 2009 in Switzerland. Serbus also has served as the athletic trainer for the USA Hockey U-17 team on four occasions. Additionally, he worked three seasons as the assistant athletic trainer with the Tampa Bay Lightning and four seasons with their ECHL affiliate Pensacola Ice Pilots, earning "Athletic Trainer of the Year for Professional Sports" honors by the Athletic Trainers' Association of Florida in 2003.

A native of Bird Island, Minnesota, Serbus has worked with Eisbären Berlin of the DEL, the University of Wisconsin-River Falls, the Central Texas Stampede of the Western Professional Hockey League and at NovaCare Rehabilitation. A member of the National Athletic Trainers' Association, Virginia Athletic Trainers' Association, and the Professional Hockey Athletic Trainers Society, he earned his Bachelor of Science degree in Biology from the University of Wisconsin-River Falls and a Master of Arts degree in Exercise Physiology from the University of Northern Colorado.

Serbus resides in Falls Church, Va., with his wife, Paula, and son, Garrett.



## Steve Ruhmel

### Assistant Athletic Trainer

Steve Ruhmel is entering his fifth season as assistant athletic trainer with the Washington Capitals.

Ruhmel joined the Capitals in 2020-21 after spending the previous four seasons as an assistant athletic trainer with the New Jersey Devils. Prior to joining the Devils, Ruhmel spent two seasons with the Florida Panthers' American Hockey League (AHL) affiliates, the San Antonio Rampage (2014-15) and the Portland Pirates (2015-16), as the team's head athletic trainer. Additionally, Ruhmel worked for two years as the head athletic trainer with the Florida Everblades of the ECHL from 2012-14 and as a graduate assistant athletic trainer with the mens' and womens' hockey program at Elmira College. Ruhmel is a licensed athletic trainer and massage therapist.

The Land O' Lakes, Fla., native completed his undergraduate studies at the University of South Florida, earning a degree in athletic training and received his master's degree in education with a certificate in health services management from Elmira College. He currently resides in Burke, Va., with his wife, Stephanie, his daughter, Riley and son, Beckett.



## Murphy Luatua


### Assistant Athletic Trainer

Murphy Luatua joined the Capitals in 2020-21 and is entering his fifth season as the team's assistant athletic trainer after spending the previous two seasons as the head athletic trainer for the Hershey Bears in the American Hockey League (AHL).

Luatua first worked with Hershey with Pivot Physical Therapy where he served as a Certified Athletic Trainer starting in 2014. Working with former Capitals head athletic trainer Greg Smith at Pivot, Luatua would travel to assist with Bears practices and games before joining the team full-time.

Also at Pivot, Luatua served as head athletic trainer of Westminster High School. From 2012-14, Luatua worked at McDaniel College as a graduate assistant athletic trainer. He received his master's degree from McDaniel College in 2014, and attended Bridgewater College for his bachelor of science in athletic training.

Luatua and his wife Megan have two children, daughter, Amelia and son, Murphy.



## Zach Bryne

### Massage Therapist

Zach Bryne is entering his sixth season as the team's massage therapist. Prior to joining the Capitals, Bryne worked as the massage therapist for the AHL's Syracuse Crunch for one season.

Bryne obtained his massage certification at Lauterstein-Conway Massage School in Austin, Texas. He has a certification in sports manual therapy and advanced deep tissue. Bryne worked with the AHL's Texas Stars from 2012 to 2014 and won a Calder Cup during the 2013-14 season.

Originally from Philadelphia, Bryne resides in Arlington, Va.



## Zack Leddon

### Head Strength and Conditioning Coach

Zack Leddon is entering his second season as head strength coach after serving as the team’s assistant strength and conditioning coach for the previous five seasons.

Leddon is responsible for the strength and conditioning of all Capitals players, which includes both in season and off-season workouts, on-ice conditioning, and injury rehab. Working closely with assistant strength and conditioning coach Mike Wagner, nutritionist Sue Saunders and regeneration specialist Dr. David LeMay, Leddon oversees the on-ice monitoring of players’ conditioning, nutritional strategies, and supplement program.

In addition, Leddon works closely with Kurtis Freter, Hershey Bears head strength & conditioning coach, in the development of the Capitals prospects in Hershey and drafted players in North America and overseas.

Leddon graduated with a bachelor’s degree in exercise science from the University of North Carolina Wilmington in 2014 and received a master’s degree in strength and conditioning from George Washington University in 2017.

A native of Whitsett, N.C., Leddon currently resides in North Springfield, Va. with his wife Anna and his dogs Millie and Goose.



## Mike Wagner

### Assistant Strength and Conditioning Coach

Mike Wagner is entering his second season as assistant strength and conditioning coach with the Washington Capitals after spending the previous seven seasons as the strength and conditioning coach for Washington’s AHL affiliate, the Hershey Bears.

A Hershey native, Wagner has worked with the University of Maryland, Millersville University and Villanova University. Wagner has a master’s degree in exercise science and health promotion with a concentration in injury prevention and performance enhancement. Wagner and his wife Katrina have two children, son Reid and daughter Katerina.



## Brock Myles

### Head Equipment Manager

Brock Myles is entering his 19th season as head equipment manager of the Washington Capitals. Myles joined the Capitals after spending eight seasons in the American Hockey League (AHL), where he served as the head equipment manager for both the Portland Pirates (2001-06) and the Louisville Panthers (1999-01). Prior to his stint in the AHL, Myles worked as the head equipment manager for the Port Huron Border Cats and the Detroit Falcons of the United Hockey League (UHL).

Myles received his degree in sports administration from Durham College in Oshawa and Sports Equipment and Business from Humber College in Toronto. Myles, a native of Chesley, Ont., became a United States citizen in July 2013. He resides in Alexandria, Va., with his wife Shannon, and their two children. Myles enjoys golf and traveling and is a member of the Society of Professional Hockey Equipment Managers (SPHEM).



## Craig Leydig

### Equipment Assistant

Craig Leydig is entering his 37th season with the Washington Capitals equipment staff.

During his tenure with the Capitals, Leydig received numerous professional honors. Leydig oversaw the locker room operations in the 2009 NCAA Frozen Four Tournament in Washington, D.C. and represented the team at the 1999 and 2018 NHL All-Star Games, which were both held in Tampa Bay, Florida. A veteran of over 2,750 games, Leydig joined the Capitals from the New York Islanders,

where he served one season as the assistant athletic trainer.

A native of Washington, D.C., Leydig, who is certified in Advanced First Aid and CPR, attended Prince George's Community College in Maryland. He and his wife, Mary, live in Annapolis with their children: Cameron, Luke, Brooke, Andrew and Caroline.



## Dave Marin

### Equipment Assistant

Dave Marin returns for his 17th year with the Washington Capitals and 14th season as an equipment assistant.

Marin splits his duties between assisting the Capitals equipment staff with the day-to-day equipment and locker room maintenance and serving as the visiting dressing room manager. Marin manages the visiting team equipment upon arrival and assists the visiting team's equipment staff with all of their needs while in town. On Dec. 4, 2023 against Arizona, Marin worked his 1,000th career

professional game.

A native of Alexandria, Va., Marin spent two years as assistant equipment manager with the Columbia Inferno of the ECHL and is a graduate of the University of South Carolina. He and his wife, Rachel, and his daughters, Brynn and Bailey, reside in Falls Church, Va.



## Cameron Parker

### Equipment Assistant

Cameron Parker is entering his fifth season with the Capitals after spending the previous four seasons with the South Carolina Stingrays of the ECHL.

Prior to his time in South Carolina, Parker worked as an assistant equipment manager with the Springfield Falcons in the American Hockey League (AHL) in 2015-16.

Parker additionally spent time as an Assistant Equipment Manager at the College of Holy Cross from 2013-2015, overseeing operations for the men's and women's hockey team in addition to other sports. A 2012 graduate of Southern New Hampshire University, Parker also served as the Equipment Manager for the men's hockey team at his alma mater from 2009-2012. Parker is a member of the Society of Professional Hockey Equipment Members.

A native of Nashua, N.H., Parker and his wife Ali reside in Arlington, Va.

**HOCKEY OPERATIONS STAFF**



**Kris Wagner**  
Director of Hockey Operations



**Rob Tillotson**  
Director of Team Services



**Tim Barnes**  
Director of Hockey Analytics



**Jamie Davis**  
Director of Hockey Technology



**H.T. Lenz**  
Manager of Hockey Analytics



**Jeremy Sinton**  
Manager of Hockey Operations



**Ralph Rice**  
Team Security

**PLAYER DEVELOPMENT**



**Steve Richmond**  
Director of Player Development



**Olie Kolzig**  
Player Development



**Brooks Orpik**  
Player Development



**Jim Slater**  
Player Development

**SCOUTING STAFF**



**Danny Brooks**  
Director of Player Recruitment



**Jason Fitzsimmons**  
Director of Minor League Operations



**Brian Sutherby**  
Head Pro Scout



**Rich Alger**  
Amateur Scout



**Darrell Baumgartner**  
Amateur Scout



**Maddie Bishop**  
NCAA Scout



**Steve Bowman**  
Reserve List Scout



**Matt Bradley**  
Pro Scout



**Alan Haworth**  
Amateur Scout



**Phil Horner**  
Amateur Scout



**Matti Lamberg**  
European Scout



**Evan Marble**  
Amateur Scout



**Rob Murphy**  
Pro Scout



**Martin Pouliot**  
Reserve List Scout



**Karl Stewart**  
Amateur Scout



**A.J. Toews**  
Amateur Scout



**Mats Weiderstal**  
European Scout

**Not pictured:**

- Jeremy Browning - Amateur Scout
- Peter Cehlin - European Scout
- Chris Davis - Hockey Technology Assistant
- Ryan Davis - Hockey Technology Assistant
- Peter Ihnacak - European Scout
- Ali Laaouan - Amateur Scout
- Maxim Mayorov - European Scout
- Bretton Stamler - Pro Scout
- Daniel Vukovic - European Scout



# Hershey Bears

**AHL Affiliate**  
**13-Time Calder Cup champions,**  
**including 2006, '09, '10, '23, '24**

550 W. Hersheypark Dr.  
 Hershey, PA 17033  
 Phone: 717.534.3380  
 www.hersheybears.com  
 Home arena: GIANT Center (10,500)

**Affiliation:** 20th year, became primary affiliate on April 26, 2005  
**Media Relations:** Zack Fisch (zafisch@hersheypa.com), Jesse Liebman (jeiliebman@hersheypa.com)



## Bryan Helmer

### Vice President of Hockey Operations

Bryan Helmer was named Hershey's Vice President of Hockey Operations in July 2016, moving to the front office after spending time as a player and assistant coach with the Bears during his Hall of Fame career.

After spending two seasons working on Troy Mann's staff as an assistant coach, Helmer was named the Vice President of Hockey Operations following the retirement of General Manager Doug Yingst. Helmer, a native of Sault Ste. Marie, Ontario, oversees the day-to-day operations of the club's hockey department. He works closely with team's coaching staff, as well as the Washington Capitals, Hershey's NHL affiliate, on all decisions involving players and personnel. Under his watch, the Bears claimed their 12th and 13th Calder Cup titles in franchise history in 2023 and 2024, joining Hockey Hall of Famer Frank Mathers as only the second former Bears player to lead the team to a championship as an executive. Upon the conclusion

of both seasons, Helmer was also named the recipient of the James C. Hendy Memorial Award as the AHL's outstanding executive of the year, becoming the first executive in league history to receive the Hendy Award in consecutive seasons.

Helmer was inducted into the AHL Hall of Fame in 2017 after an illustrious playing career. He is the AHL's all-time leader in points by a defenseman. He recorded 564 points (129 goals, 435 assists) in a remarkable 20-year career that totaled 1,117 regular-season games. Helmer is also the AHL's all-time leader in Calder Cup playoff appearances, having played in 159 postseason games. He won three Calder Cups in his career, including captaining the Bears to back-to-back titles in 2009 and 2010. Helmer also played 146 games in the NHL with Phoenix, St. Louis, Vancouver, and Washington, totaling 26 points (eight goals, 18 assists). Prior to returning to Hershey, Helmer served as an assistant coach with the Peterborough Petes of the OHL in 2013-14.

Helmer resides in the Hershey area with his wife Pam, and has a son, Cade, and a daughter, Rylan.



## Todd Nelson

### Head Coach

Todd Nelson was named the 28th head coach in franchise history in August 2022. The former Hershey defender brings more than two decades of coaching experience to Hershey, and is

one of just three individuals to win a Calder Cup as a player, assistant coach, and head coach in league history.

In Nelson's first season at the helm of the Bears, Hershey posted a 44-19-5-4 (.674) record in the regular season and went 14-6 in the postseason en route to the franchise's 12th Calder Cup championship. The following year, Nelson guided the Bears to a 53-14-0-5 record to capture the Macgregor Kilpatrick Trophy for first overall in the league, while setting a franchise record for points percentage (.771) and winning the Louis A.R. Pieri Memorial Award as the league's outstanding coach for the first time in his career. Under Nelson's leadership, he led Hershey to another 14-6 record in the postseason, culminating in a second consecutive Calder Cup championship, joining Frank Mathers as the second coach in franchise history to lead the team to back-to-back Calder Cup titles.

Nelson brings vast coaching experience and a championship pedigree to Hershey. The veteran bench boss has experience in the United Hockey League, American Hockey League, and NHL. The native of Prince Albert, Saskatchewan spent the previous four seasons prior to joining the Bears as an assistant coach for the NHL's Dallas Stars, and returned to Hershey after skating in one season with the club during his playing career, donning the Chocolate and White during the 1995-96 campaign.

Overall in his accomplished professional career, Nelson has won eight championships, including one as a player, one as a player/assistant coach,

one as an assistant coach, and five as a head coach. Nelson led Grand Rapids to a Calder Cup Championship in 2017, becoming only the third person in AHL history to win the Calder Cup as a player (1994, Portland), assistant coach (2008, Chicago) and head coach, joining former Bears Bob Woods and Mike Stothers on that exclusive list. Upon winning the Calder Cup with Hershey in 2023, Nelson joined AHL Hall of Famers Bun Cook and John Paddock as only the third head coach in league history to win the Calder Cup with two different teams. Following the Calder Cup victory in 2024, Nelson is one of six head coaches in league history to capture three league championships.

In Nelson's tenure as an AHL head coach, he has worked parts of 10 seasons with Hershey (2022-present), Oklahoma City (2010-15), and Grand Rapids (2015-18), posting a 406-222-21-56 (.630) regular-season record; his 406 victories rank eighth in league history, while his 705 games coached rank 13th. With a 97-33-14 record as the head coach of the Bears, his .722 points percentage ranks first in franchise history.

Additionally, Nelson owns a 70-43 (.619 win percentage) record in 113 career Calder Cup Playoff games; his 70 career playoff victories are good for third all-time in league history, and his 28 playoff wins with Hershey rank fourth in franchise history. As a head coach, he's helped his teams qualify for the Calder Cup Playoffs in all 10 seasons he's worked in the AHL.

Nelson earned AHL All-Star Classic coaching nods in 2012, 2017, 2023, and 2024, the latter two of which occurred while coaching the Bears.

In the NHL, Nelson was named the interim head coach of the Edmonton Oilers on Nov. 15, 2014, guiding the club to a 17-22-7 record in the season's final 46 games. He also has experience as an assistant coach with Atlanta (2008-10), Edmonton (2014), and most recently with Dallas (2018-22). Nelson served as part of Rick Bowness' staff in 2019-20 as the Stars reached the Stanley Cup Final.



## Hershey Bears

AHL Affiliate

**13-Time Calder Cup champions,  
including 2006, '09, '10, '23, '24**

550 W. Hersheypark Dr.  
Hershey, PA 17033  
Phone: 717.534.3380  
www.hersheybears.com  
Home arena: GIANT Center (10,500)

**Affiliation:** 20th year, became primary affiliate on April 26, 2005  
**Media Relations:** Zack Fisch (zafisch@hersheypa.com), Jesse Liebman (jeiliebman@hersheypa.com)



### Patrick Wellar

**Assistant Coach**

Patrick Wellar returned to Hershey as an assistant coach ahead of the 2018-19 season after playing parts of six seasons with the Bears from 2008-14.

Under his watch, the Bears were the AHL's best defensive team in 2020-21, allowing just 2.33 goals per game, en route to winning the Macgregor Kilpatrick Trophy as AHL regular season champions. In 2022-23, Hershey allowed a league-low 26.19 shots against per game and finished second out of 32 teams in the regular season allowing just 2.56 goals per game, before winning the 2023 Calder Cup championship. The following year, the Bears yielded the fewest goals against per game (2.10) and shots against per game (25.97) of any team in the league en route to another Kilpatrick Trophy and a second consecutive Calder Cup championship.

A former defender, Wellar was a stalwart on Hershey's blue line during his playing career. He was part of Hershey's 2010 Calder Cup Championship team that went 60-17-0-3 in the regular season before ultimately claiming the franchise's 11th playoff title. In total, the Carrot River, Saskatchewan native appeared in 260 games with Hershey, scoring 46 points (7 goals, 39 assists), and posting a +24 rating. He also appeared in 36 playoff contests with the club.

Following his departure from Hershey, Wellar served as a player/assistant coach with the ECHL's Utah Grizzlies in 2014-15, and Alaska Aces in 2015-16. Upon his retirement, Wellar moved behind the bench permanently as an assistant coach with the ECHL's Cincinnati Cyclones, guiding the club to a 36-29-6-1 record in 2016-17. He joined the ECHL's Reading Royals for the 2017-18 season in the same capacity, helping the club secure a playoff berth with a 39-24-9-0 record, good for third place in the North Division.

In his 12-year playing career, Wellar, a third-round selection of the Capitals in 2002, amassed over 300 games in the AHL, making stops in Peoria, Worcester, Toronto, and Hershey. His resume also includes 441 games at the ECHL level, including an All-Star Classic appearance in 2005. Wellar won the Kelly Cup three times, including with Alaska in 2006, South Carolina in 2009, and Reading in 2013.



### Nick Bootland

**Assistant Coach**

Nick Bootland returned to Hershey as an assistant coach ahead of the 2022-23 season after a 13-year run as the head coach of the ECHL's Kalamazoo Wings. Bootland played parts of four seasons for the Bears between 1998-03 prior to moving behind the bench in 2008. In his first two years on Todd Nelson's staff, Bootland helped guide Hershey to back-to-back Calder Cup championships and claim the Macgregor Kilpatrick Trophy with a franchise-record .771 points percentage in the 2023-24 regular season.

Bootland became head coach of Kalamazoo in 2008-09 when the club was a member of the International Hockey League, and continued with the organization in its shift to the ECHL. He owned a coaching record of 481-366-82 (.562) in 929 career IHL and ECHL games with Kalamazoo, helping the club qualify for the playoffs nine times.

While at the helm of Kalamazoo, he guided the Wings to an appearance in the 2011 Kelly Cup Finals and in his tenure, the team won four division titles and one conference championship. His 853 games coached and 437 wins in the ECHL rank seventh and eighth respectively in league history.

In his 10-year playing career, the forward amassed over 300 games in the AHL, lacing up his skates with both Cleveland and Hershey, where he appeared in 208 career games with the Chocolate and White, posting 42 points (15g, 27a) and 350 penalty minutes. The Shelburne, Ontario native spent the final three seasons of his career in Kalamazoo, where he served as team captain. In 2006, he led the K-Wings to a UHL championship, capturing Colonial Cup Playoffs Most Valuable Player honors with 16 points (10g, 6a) in 13 playoff games.



# South Carolina Stingrays

ECHL Affiliate

Three-time Kelly Cup champions, 1997, 2001, 2009



5050 Etna St., Suite B  
North Charleston, SC 29418  
Phone: 843.744.2248  
www.stingrayshockey.com

Home arena: North Charleston Coliseum (10,537)  
Affiliation: 18th year (2004-12, 2014-24)  
Media Relations: Owen Gund (ogund@stingrayshockey.com)



## Jared Nightingale

**Head Coach and Director of Hockey Operations**

Jared Nightingale is entering his first season behind the bench for the Stingrays. He is the 12th Head Coach in franchise history. Nightingale played 13 seasons of professional hockey and has coached for six years, including most recently serving as an assistant coach for the American Hockey League's Rockford IceHogs for the past three seasons. Nightingale oversaw Rockford's defense and penalty kill and helped guide the IceHogs to a 111-84-14-7 record and three consecutive appearances in the Calder Cup Playoffs. During Nightingale's tenure as assistant coach with Rockford, five defensemen made their NHL debuts with the Chicago Blackhawks after spending time with the IceHogs.

Nightingale began his coaching career as an assistant coach with the Omaha Lancers of the USHL in 2017-18. The following season, he became an assistant coach at the U.S. National Team Development Program, coaching the top American-born U17 players.

From 2019-2020, Nightingale served as the Associate Coach of the Ontario Hockey League's Saginaw Spirit and helped guide the team to a 41-16-5 record before COVID canceled the remainder of the OHL season. He started the 2021-22 season with the OHL's Flint Firebirds as an assistant coach before joining the Rockford IceHogs staff in November 2021.

Before beginning his coaching career, the 6-3 205 lb defenseman skated in 472 American Hockey League games and suited up for 202 ECHL games, totaling 102 points (23 goals, 79 assists) and 1,534 penalty minutes. Throughout his playing career, the Jackson, Michigan native assumed a leadership role as the captain of the AHL's Rockford IceHogs during the 2013-14 season and again with the ECHL's Toledo Walleye from 2014-2017. Nightingale was a member of the 2014-15 Toledo Walleye team that faced off against the Stingrays in the Eastern Conference Finals.

Nightingale played four seasons of college hockey for Michigan State University, where he tallied 22 points (2 goals, 20 assists) in 156 NCAA games from 2002-2006.



# PLAYERS

# 2024-25 TRAINING CAMP NUMERICAL ROSTER

NO.	PLAYER	POSITION	NO.	PLAYER	POSITION
1	Seth Eisele	Goaltender	53	Ethen Frank	Forward
2	Vincent Iorio	Defense	54	Cam Allen	Defense
3	Matt Roy	Defense	55	Alex Limoges	Forward
4	Hardy Haman Aktell	Defense	56	Chase Priskie	Defense
6	Jakob Chychrun	Defense	57	Trevor van Riemsdyk	Defense
8	Alex Ovechkin	Forward	58	Henrik Rybinski	Forward
13	Jakub Vrana	Forward	59	Brett Hyland	Forward
14	Tyler Weiss	Forward	61	Riley Sutter	Forward
15	Sonny Milano	Forward	62	Ilya Protas	Forward
16	Taylor Raddysh	Forward	63	Ivan Miroshnichenko	Forward
17	Dylan Strome	Forward	64	Luke Philp	Forward
18	Terik Parascak	Forward	68	Garin Bjorklund	Goaltender
19	Nicklas Backstrom	Forward	71	Zac Funk	Forward
20	Brad Hunt	Defense	72	Pierrick Dube	Forward
21	Aliaksei Protas	Forward	73	Eriks Mateiko	Forward
22	Brandon Duhaime	Forward	74	John Carlson	Defense
23	Michael Sgarbossa	Forward	76	Nick Leivermann	Defense
24	Connor McMichael	Forward	77	T.J. Oshie	Forward
25	Ethan Bear	Defense	78	Mitch Gibson	Goaltender
26	Nic Dowd	Forward	79	Charlie Lindgren	Goaltender
27	Alex Alexeyev	Defense	80	Pierre-Luc Dubois	Forward
28	Andrew Cristall	Forward	81	Spencer Smallman	Forward
29	Hendrix Lapierre	Forward	83	Dmitry Osipov	Defense
31	Hunter Shepard	Goaltender	84	Ryan Hofer	Forward
33	Clay Stevenson	Goaltender	86	Logan Day	Defense
38	Rasmus Sandin	Defense	87	Bogdan Trineyev	Forward
40	Jon McDonald	Defense	88	Andrew Mangiapane	Forward
42	Martin Fehervary	Defense	89	Garrett Roe	Forward
43	Tom Wilson	Forward	90	Hudson Thornton	Defense
45	Leon Muggli	Defense	91	Alexander Suzdalev	Forward
46	Grant Cruikshank	Forward	93	Justin Nachbaur	Forward
48	Logan Thompson	Goaltender	94	Jake Massie	Defense
49	Patrick Thomas	Forward	95	Ayodele Adeniye	Defense
50	Oasiz Wiesblatt	Forward	96	Brennan Saulnier	Forward
51	Aaron Ness	Defense	97	Jayden Lee	Defense
52	Dylan McIlrath	Defense	98	Matthew Strome	Forward

# 2024-25 WASHINGTON CAPITALS ROSTER

<b>FORWARDS (15)</b>	<b>No.</b>	<b>Ht.</b>	<b>Wt.</b>	<b>SHOOTS</b>	<b>BORN</b>	<b>BIRTHPLACE</b>
Nicklas Backstrom*	19	6'1"	199	Left	11/23/87	Gavle, Sweden
Nic Dowd	26	6'2"	190	Right	5/27/90	Huntsville, Alabama
Pierre-Luc Dubois	80	6'4"	220	Left	6/24/98	Ste-Agathe-des-Monts, Quebec
Brandon Duhaime	22	6'2"	210	Left	5/22/97	Coral Springs, Florida
Hendrix Lapierre	29	6'0"	191	Left	2/9/02	Gatineau, Quebec
Andrew Mangiapane	88	5'10"	183	Left	4/4/96	Toronto, Ontario
Connor McMichael	24	6'0"	180	Left	1/15/01	Ajax, Ontario
Sonny Milano	15	6'0"	200	Left	5/12/96	Massapequa, New York
T.J. Oshie*	77	6'0"	200	Right	12/23/86	Everett, Washington
Alex Ovechkin	8	6'3"	238	Right	9/17/85	Moscow, Russia
Aliaksei Protas	21	6'6"	247	Left	1/6/01	Vitebsk, Belarus
Taylor Raddysh	16	6'3"	200	Right	2/18/98	Caledon, Ontario
Dylan Strome	17	6'3"	196	Left	3/7/97	Mississauga, Ontario
Jakub Vrana	13	6'0"	197	Left	2/28/1996	Prague, Czechia
Tom Wilson	43	6'4"	225	Right	3/29/94	Toronto, Ontario
<b>DEFENSEMEN (8)</b>						
Alex Alexeyev	27	6'4"	229	Left	11/15/99	St. Petersburg, Russia
John Carlson	74	6'3'	220	Right	1/10/90	Natick, Massachusetts
Jakob Chychrun	6	6'2"	216	Left	3/31/98	Boca Raton, Florida
Martin Fehervary	42	6'2"	203	Left	10/6/99	Bratislava, Slovakia
Dylan McIlrath	52	6'5"	240	Right	4/20/92	Winnipeg, Manitoba
Matt Roy	3	6'2"	212	Right	3/1/95	Detroit, Michigan
Rasmus Sandin	38	5'11"	189	Left	3/7/00	Uppsala, Sweden
Trevor van Riemsdyk	57	6'3"	197	Right	7/24/91	Middletown, New Jersey
<b>GOALTENDERS (2)</b>				<b>CATCHES</b>		
Charlie Lindgren	79	6'2"	190	Right	12/18/93	Lakeville, Minnesota
Logan Thompson	48	6'4"	207	Right	2/25/97	Calgary, Alberta

\*Long Term Injured Reserve



27

DOB

NOVEMBER 15, 1999



BIRTHPLACE  
ST. PETERSBURG, RUS

DRAFTED  
CAPITALS' FIRST-ROUND CHOICE,  
31ST OVERALL,  
IN THE 2018 NHL DRAFT

POS	SHOOTS
D	LEFT
HEIGHT	WEIGHT
6'4"	229

# Alex ALEXEYEV

Pronunciation: \AL-ehx a-LEHX-ay-ehv\

## 2023-24 HIGHLIGHTS

★ ★ ★

- Played a career-high 39 games in his second NHL season
- Appeared in all four of the Capitals' playoff games.
- Played in 30 of Washington's final 31 games (regular season and playoffs) after appearing in just 13 of the team's first 55 contests
- Ranked third on the Capitals in blocked shots (7), tied for fifth in shorthanded ice time (8:25) and seventh in ice time per game (19:13) during the playoffs
- Recorded his first career playoff point, an assist, in Game 4 of the First Round vs. NY Rangers on April 28
- Made Stanley Cup Playoff debut in Game 1 of the First Round at NY Rangers on April 21
- Blocked a career-high seven shots on April 16 at Philadelphia
- Skated a season-high 21:42 and recorded a career-high eight hits on April 13 vs. Tampa Bay.
- Blocked a game-high five shots on Feb. 26 vs. Ottawa
- Scored his first career goal on Nov. 22 vs. Buffalo

## CAREER

★ ★ ★

- Recorded five assists in 32 games during his rookie season in 2022-23
- Skated a career-high 25:07 and recorded an assist on the game-winning goal in overtime on March 1 at Anaheim
- Registered his first career point, an assist, on Dec. 9, 2022 versus Seattle
- Made his NHL debut on Dec. 29, 2021 vs. Nashville.
- Recorded 19 points (1g, 18a) in 68 games with the Hershey Bears (AHL) in 2021-22, which ranked fourth among Bears defensemen
- Has recorded 50 points (6g, 44a) and a +26 plus/minus rating in 142 career AHL games with Hershey
- Appeared in 55 games with Salavat Yulaev Ufa (KHL) while on loan in 2020-21 and ranked second among the team's defensemen in points (8g-8a-16p)
- Named the KHL's Rookie of the Month for January 2021 after recording seven points (4g, 3a) and a +6 plus/minus rating in 11 games
- Represented Russia at the 2019 World Junior Championship, where he ranked second among all defensemen in points (2g-4a-6p) and earned a bronze medal

# 27

**VS. THE NHL**

TEAM	GP	G	A	PTS	PIM
ANA	2	0	1	1	0
ARI	2	0	0	0	0
BOS	3	0	0	0	0
BUF	4	1	1	2	0
CGY	3	0	0	0	2
CAR	2	0	0	0	0
CHI	2	0	0	0	0
CBJ	4	0	1	1	0
DET	3	0	0	0	0
EDM	2	0	0	0	0
FLA	3	0	0	0	2
LAK	1	0	0	0	0
MIN	2	0	0	0	0
MTL	1	0	0	0	0
NSH	1	0	0	0	2
NJD	3	0	0	0	0
NYI	4	0	0	0	2
NYR	3	0	0	0	0
OTT	3	0	0	0	0
PHI	4	0	0	0	0
PIT	4	0	1	1	0
SJS	1	0	0	0	0
SEA	2	0	1	1	2
STL	3	0	1	1	2
TBL	2	0	0	0	0
TOR	3	0	0	0	0
VAN	1	0	1	1	0
VGK	2	0	0	0	0
WPG	2	0	0	0	0

**PLAYOFFS**

TEAM	GP	G	A	PTS	PIM
NYR	4	0	1	1	4

# ALEX ALEXEYEV

**CAREER**
**GOALS**
**1 (2023-24)**
**ASSISTS**
**5 (2022-23)**
**POINTS**
**5 (2022-23)**

**REGULAR SEASON**
**PLAYOFFS**

YEAR	TEAM	LEAGUE	GP	G	A	PTS	PIM	+/-	PP	SH	GW	S	GP	G	A	PTS	PIM
2015-16	Serebryanye Lvy	MHL	20	1	1	2	8	4	-	-	-	-	-	-	-	-	-
	Russia U17	WHC-17	6	0	4	4	2	-	-	-	-	-	-	-	-	-	-
	Russia U18	WJC-18	5	0	2	2	4	-1	-	-	-	-	-	-	-	-	-
2016-17	Red Deer	WHL	41	4	17	21	24	7	1	0	1	-	-	-	-	-	-
2017-18	Red Deer	WHL	45	7	30	37	29	-3	2	0	0	79	3	2	3	5	2
2018-19	Red Deer	WHL	49	10	33	43	34	19	3	0	2	129	-	-	-	-	-
	Russia U20	WJC-20	7	2	4	6	10	9	-	-	-	-	-	-	-	-	-
2019-20	Hershey	AHL	58	3	18	21	16	8	0	0	0	86	-	-	-	-	-
2020-21	Salavat Yulayev	KHL	55	8	8	16	10	3	1	0	2	65	9	0	1	1	4
	Hershey	AHL	12	2	7	9	4	11	0	0	1	23	-	-	-	-	-
2021-22	Hershey	AHL	68	1	18	19	51	6	0	0	0	80	3	0	1	1	0
	<b>CAPITALS</b>	<b>NHL</b>	<b>1</b>	<b>0</b>	<b>0</b>	<b>0</b>	<b>2</b>	<b>0</b>	<b>0</b>	<b>0</b>	<b>0</b>	<b>0</b>	-	-	-	-	-
2022-23	<b>CAPITALS</b>	<b>NHL</b>	<b>32</b>	<b>0</b>	<b>5</b>	<b>5</b>	<b>4</b>	<b>-2</b>	<b>0</b>	<b>0</b>	<b>0</b>	<b>28</b>	-	-	-	-	-
	Hershey	AHL	4	0	1	1	0	1	0	0	0	5	-	-	-	-	-
2023-24	<b>CAPITALS</b>	<b>NHL</b>	<b>39</b>	<b>1</b>	<b>2</b>	<b>3</b>	<b>6</b>	<b>-8</b>	<b>0</b>	<b>0</b>	<b>0</b>	<b>20</b>	<b>4</b>	<b>0</b>	<b>1</b>	<b>1</b>	<b>4</b>
<b>NHL / CAPITALS TOTALS</b>			<b>72</b>	<b>1</b>	<b>7</b>	<b>8</b>	<b>12</b>	<b>-10</b>	<b>0</b>	<b>0</b>	<b>0</b>	<b>48</b>	<b>4</b>	<b>0</b>	<b>1</b>	<b>1</b>	<b>4</b>

**CAREER HIGHLIGHTS**
**FIRST NHL GAME:**

12/29/21 (WSH 5 vs. NSH 3)

**FIRST NHL GOAL:**

11/22/23 (WSH 4 vs. BUF 3 OT)

**FIRST NHL ASSIST:**

12/9/22 (WSH 4 vs. SEA 1)

**MOST GOALS IN A GAME:**

1 (11/22/23, WSH 4 vs. BUF 3 OT)

**MOST ASSISTS IN A GAME:**

1 (seven times, last: 3/16/24, WSH 2 at VAN 1)

**MOST POINTS IN A GAME:**

1 (eight times, last: 3/16/24, WSH 2 at VAN 1, 1A)

**MOST SHOTS IN A GAME:**

5 (3/14/23, WSH 3 at NYR 5)

**MOST PIM IN A GAME:**

2 (six times, last: 3/14/24, WSH 2 at SEA 1)

**MOST ICE TIME IN A GAME:**

25:07 (3/1/23, WSH 3 at ANA 2 OT)

**MULTIPLE-POINT GAMES:**

None

**LONGEST GOAL STREAK:**

None

**LONGEST ASSIST STREAK:**

2 (3/15/23-3/17/23, 2A)

**LONGEST POINT STREAK:**

2 (3/15/23-3/17/23, 2A)

**PENALTY SHOTS:** None

**SHOOTOUTS:** None

**MOST GOALS IN A PLAYOFF GAME:**

None

**MOST ASSISTS IN A PLAYOFF GAME:**

1 (4/28/24, WSH 2 vs. NYR 4)

**MOST POINTS IN A PLAYOFF GAME:**

1 (4/28/24, WSH 2 vs. NYR 4, 1A)



# Nicklas BACKSTROM

Pronunciation: \NIHK-luhs BAK-struhm\

## 2023-24 HIGHLIGHTS ★ ★ ★

- Was limited to eight games (hip)
- Played in his 1,100th career game on October 18 at Ottawa, becoming one of six active players with 1,100 games played and 1,000 points
- Backstrom's 761 assists at the time of his 1,100th game were the 21st-most in NHL history by a player through their first 1,100 career games

19



DOB

NOVEMBER 23, 1987



BIRTHPLACE  
GAVLE, SWE

DRAFTED

CAPITALS' FIRST-ROUND CHOICE,  
FOURTH OVERALL,  
IN THE 2006 NHL DRAFT

## CAREER ★ ★ ★

- Ranks first in franchise history in assists (762)
- Ranks fifth among active players in assists
- Ranks second in franchise history in points (1,033), games played (1,105), power-play points (421) and overtime goals (9), fourth in goals (271), power-play goals (86) and game-winning goals (39) and sixth in plus/minus (+83)
- Ranks first in franchise history in playoff assists (76) and playoff overtime goals (4) and second in playoff points (114), playoff goals (38), playoff games played (139) and playoff game-winning goals (7)
- Won the Stanley Cup with the Capitals in 2018 and recorded 23 points (5g, 18a) in 20 playoff games, including seven points (1g, 6a) in five Stanley Cup Final games
- His 737 career assists at the time of his 1,000th point were the sixth-most through a player's first 1,000 points in NHL history
- Is one of nine active players with 1,000 career points and 1,000 career games played (Alex Ovechkin, Sidney Crosby, Evgeni Malkin, Patrick Kane, Anze Kopitar, Steven Stamkos, Claude Giroux, John Tavares) and one of 93 players in NHL history to reach both milestones
- Ranks third in the NHL in assists (Sidney Crosby: 857; Patrick Kane: 813) and 10th in points since his NHL debut on Oct. 5, 2007
- Leads the 2006 NHL Draft class in assists (761) and points (1,032) despite ranking fifth in games played (1,097)
- His 335 career power-play assists are tied for the 27th-most in NHL history
- Ranks fourth in assists (762), sixth in points (1,033), 10th in goals (271) and ninth in games played (1,105) among Sweden-born players in NHL history.
- Among the top-six Swedish-born point leaders, Backstrom's 0.93 points per game rate ranks tied for second, trailing only Mats Sundin (1.00).
- Recorded his 279th career assist on an Alex Ovechkin regular-season goal on March 6, 2023 at Los Angeles, the fourth-most assists by a single teammate in NHL history (Wayne Gretzky 364 assists)

POS	SHOOTS
C	LEFT
HEIGHT	WEIGHT
6'1"	199

# 19

**VS. THE NHL**

TEAM	GP	G	A	PTS	PIM
ANA	19	7	14	21	2
ARI	19	3	10	13	16
BOS	52	11	42	53	16
BUF	53	13	27	40	20
CGY	21	7	16	23	8
CAR	66	15	47	62	36
CHI	17	6	12	18	4
COL	19	5	7	12	6
CBJ	41	8	23	31	24
DAL	20	6	16	22	10
DET	25	4	21	25	10
EDM	19	6	9	15	8
FLA	54	14	37	51	42
LAK	18	3	9	12	6
MIN	21	2	18	20	8
MTL	44	12	24	36	26
NSH	23	5	16	21	10
NJD	62	18	42	60	16
NYI	63	13	46	59	32
NYR	61	12	38	50	28
OTT	45	12	28	40	20
PHI	61	21	44	65	24
PIT	62	11	54	65	34
SJS	21	2	14	16	10
SEA	1	0	1	1	0
STL	21	9	16	25	4
TBL	54	14	49	63	40
TOR	46	10	37	47	28
VAN	19	0	13	13	12
VGK	9	4	2	6	0
WPG	49	18	30	48	4

# NICKLAS BACKSTROM

**CAREER**
**GOALS**  
**33 (2009-10)**
**ASSISTS**  
**68 (2009-10)**
**POINTS**  
**101 (2009-10)**

**REGULAR SEASON**
**PLAYOFFS**

YEAR	TEAM	LEAGUE	GP	G	A	PTS	PIM	+/	PP	SH	GW	S	GP	G	A	PTS	PIM
2004-05	Brynäs	J20Selit	29	17	17	34	24	-	-	-	-	-	10	1	1	2	0
	Brynäs	SEL	19	0	0	0	2	-	-	-	-	-	-	-	-	-	-
2005-06	Brynäs	SEL	46	10	16	26	30	-	-	-	-	-	4	1	0	1	2
	Brynäs	J20Selit	-	-	-	-	-	-	-	-	-	-	1	0	0	0	2
	Sweden	WJC	6	4	3	7	2	-	-	-	-	-	-	-	-	-	-
	Sweden	WJC	6	4	3	7	2	-	-	-	-	-	-	-	-	-	-
2006-07	Brynäs	SEL	45	12	28	40	46	-	-	-	-	-	7	3	3	6	6
	Sweden	WJC	7	0	7	7	6	-	-	-	-	-	-	-	-	-	-
	Sweden	WC	9	1	5	6	4	-	-	-	-	-	-	-	-	-	-
2007-08	<b>CAPITALS</b>	<b>NHL</b>	<b>82</b>	<b>14</b>	<b>55</b>	<b>69</b>	<b>24</b>	<b>13</b>	<b>3</b>	<b>0</b>	<b>4</b>	<b>153</b>	<b>7</b>	<b>4</b>	<b>2</b>	<b>6</b>	<b>2</b>
	Sweden	WC	9	3	4	7	4	-	-	-	-	-	-	-	-	-	-
2008-09	<b>CAPITALS</b>	<b>NHL</b>	<b>82</b>	<b>22</b>	<b>66</b>	<b>88</b>	<b>46</b>	<b>16</b>	<b>14</b>	<b>0</b>	<b>1</b>	<b>174</b>	<b>14</b>	<b>3</b>	<b>12</b>	<b>15</b>	<b>8</b>
2009-10	<b>CAPITALS</b>	<b>NHL</b>	<b>82</b>	<b>33</b>	<b>68</b>	<b>101</b>	<b>50</b>	<b>37</b>	<b>11</b>	<b>0</b>	<b>4</b>	<b>222</b>	<b>7</b>	<b>5</b>	<b>4</b>	<b>9</b>	<b>4</b>
	Sweden	Olympics	4	1	5	6	0	-	-	-	-	-	-	-	-	-	-
2010-11	<b>CAPITALS</b>	<b>NHL</b>	<b>77</b>	<b>18</b>	<b>47</b>	<b>65</b>	<b>40</b>	<b>24</b>	<b>4</b>	<b>1</b>	<b>2</b>	<b>202</b>	<b>9</b>	<b>0</b>	<b>2</b>	<b>2</b>	<b>4</b>
2011-12	<b>CAPITALS</b>	<b>NHL</b>	<b>42</b>	<b>14</b>	<b>30</b>	<b>44</b>	<b>24</b>	<b>-4</b>	<b>3</b>	<b>0</b>	<b>4</b>	<b>95</b>	<b>13</b>	<b>2</b>	<b>6</b>	<b>8</b>	<b>18</b>
2012-13	<b>CAPITALS</b>	<b>NHL</b>	<b>48</b>	<b>8</b>	<b>40</b>	<b>48</b>	<b>20</b>	<b>8</b>	<b>3</b>	<b>0</b>	<b>1</b>	<b>82</b>	<b>7</b>	<b>1</b>	<b>2</b>	<b>3</b>	<b>0</b>
2013-14	<b>CAPITALS</b>	<b>NHL</b>	<b>82</b>	<b>18</b>	<b>61</b>	<b>79</b>	<b>54</b>	<b>-20</b>	<b>6</b>	<b>1</b>	<b>1</b>	<b>196</b>	-	-	-	-	-
	Sweden	Olympics	5	0	4	4	0	3	0	0	0	7	-	-	-	-	-
2014-15	<b>CAPITALS</b>	<b>NHL</b>	<b>82</b>	<b>18</b>	<b>*60</b>	<b>78</b>	<b>40</b>	<b>5</b>	<b>3</b>	<b>0</b>	<b>3</b>	<b>153</b>	<b>14</b>	<b>3</b>	<b>5</b>	<b>8</b>	<b>2</b>
2015-16	<b>CAPITALS</b>	<b>NHL</b>	<b>75</b>	<b>20</b>	<b>50</b>	<b>70</b>	<b>36</b>	<b>17</b>	<b>3</b>	<b>0</b>	<b>4</b>	<b>129</b>	<b>12</b>	<b>2</b>	<b>9</b>	<b>11</b>	<b>8</b>
2016-17	<b>CAPITALS</b>	<b>NHL</b>	<b>82</b>	<b>23</b>	<b>63</b>	<b>86</b>	<b>38</b>	<b>17</b>	<b>8</b>	<b>0</b>	<b>5</b>	<b>162</b>	<b>13</b>	<b>6</b>	<b>7</b>	<b>13</b>	<b>2</b>
	Sweden	World Cup	4	2	2	4	2	3	-	-	-	-	-	-	-	-	-
	Sweden	WC	5	3	4	7	8	6	-	-	-	-	-	-	-	-	-
2017-18	<b>CAPITALS</b>	<b>NHL</b>	<b>81</b>	<b>21</b>	<b>50</b>	<b>71</b>	<b>46</b>	<b>5</b>	<b>7</b>	<b>0</b>	<b>4</b>	<b>165</b>	<b>20</b>	<b>5</b>	<b>18</b>	<b>23</b>	<b>6</b>
2018-19	<b>CAPITALS</b>	<b>NHL</b>	<b>80</b>	<b>22</b>	<b>52</b>	<b>74</b>	<b>30</b>	<b>2</b>	<b>7</b>	<b>0</b>	<b>5</b>	<b>169</b>	<b>7</b>	<b>5</b>	<b>3</b>	<b>8</b>	<b>4</b>
2019-20	<b>CAPITALS</b>	<b>NHL</b>	<b>61</b>	<b>12</b>	<b>42</b>	<b>54</b>	<b>14</b>	<b>-1</b>	<b>2</b>	<b>0</b>	<b>0</b>	<b>132</b>	<b>5</b>	<b>0</b>	<b>1</b>	<b>1</b>	<b>0</b>
2020-21	<b>CAPITALS</b>	<b>NHL</b>	<b>55</b>	<b>15</b>	<b>38</b>	<b>53</b>	<b>14</b>	<b>0</b>	<b>5</b>	<b>0</b>	<b>0</b>	<b>91</b>	<b>5</b>	<b>0</b>	<b>1</b>	<b>1</b>	<b>0</b>
2021-22	<b>CAPITALS</b>	<b>NHL</b>	<b>47</b>	<b>6</b>	<b>25</b>	<b>31</b>	<b>12</b>	<b>-8</b>	<b>1</b>	<b>0</b>	<b>1</b>	<b>68</b>	<b>6</b>	<b>2</b>	<b>4</b>	<b>6</b>	<b>4</b>
2022-23	<b>CAPITALS</b>	<b>NHL</b>	<b>39</b>	<b>7</b>	<b>14</b>	<b>21</b>	<b>14</b>	<b>-25</b>	<b>6</b>	<b>0</b>	<b>0</b>	<b>59</b>	-	-	-	-	-
2023-24	<b>CAPITALS</b>	<b>NHL</b>	<b>8</b>	<b>0</b>	<b>1</b>	<b>1</b>	<b>2</b>	<b>-3</b>	<b>0</b>	<b>0</b>	<b>0</b>	<b>122</b>	-	-	-	-	-
<b>NHL / CAPITALS TOTALS</b>			<b>1,105</b>	<b>271</b>	<b>762</b>	<b>1,033</b>	<b>504</b>	<b>83</b>	<b>86</b>	<b>2</b>	<b>39</b>	<b>2,264</b>	<b>139</b>	<b>38</b>	<b>76</b>	<b>114</b>	<b>62</b>

\* League Leader

**PLAYOFFS**

TEAM	GP	G	A	PTS	PIM
BOS	12	1	4	5	16
CAR	7	5	3	8	4
CBJ	6	2	6	8	2
FLA	6	2	4	6	4
MTL	7	5	4	9	4
NYI	9	3	3	6	2
NYR	33	2	15	17	8
PHI	14	6	7	13	8
PIT	25	8	16	24	6
TBL	9	1	4	5	4
TOR	6	2	4	6	2
VGK	5	1	6	7	2

**CAREER HIGHLIGHTS**
**FIRST NHL GAME:**  
 10/5/07 (WSH 3 at ATL 1)

**FIRST NHL GOAL:**  
 11/8/07 (WSH 4 at OTT 1, Emery)

**FIRST NHL ASSIST:**  
 10/5/07 (WSH 3 at ATL 1)

**MOST GOALS IN A GAME:**  
 3 (two times, last: 11/30/18, WSH 6 vs. NJD 3)

**MOST ASSISTS IN A GAME:**  
 4 (12 times, last: 12/11/18, WSH 6 vs. DET 2)

**MOST POINTS IN A GAME:**  
 5 (five times, last: 11/16/16, WSH 7 vs. PIT 1, 2G, 3A)

**MOST SHOTS IN A GAME:**  
 7 (four times, last: 3/6/17, WSH 2 vs. DAL 4)

**MOST PIM IN A GAME:**  
 10 (two times, last: 2/22/18, WSH 2 at FLA 3)

**MOST ICE TIME IN A GAME:**  
 26:25 (3/30/10, WSH 4 vs. OTT 5 OT)

**MULTIPLE-POINT GAMES:**  
 264 (last: 3/23/23, WSH 6 vs. CHI 1, 1G, 1A)

**LONGEST GOAL STREAK:**  
 3 (seven times, last: 3/6/19-3/10/19, 3G)

**LONGEST ASSIST STREAK:**  
 9 (1/26/10-2/10/10, 14A)

**LONGEST POINT STREAK:**  
 10 (two times, last: 1/5/17-1/23/17, 4G, 13A)

**PENALTY SHOTS:** None

**SHOOTOUTS:** 29/83

**MOST GOALS IN A PLAYOFF GAME:**  
 3 (4/17/10, WSH 6 vs. MTL 5 OT)

**MOST ASSISTS IN A PLAYOFF GAME:**  
 3 (three times, last: 6/4/18, WSH 6 vs. VGK 2)

**MOST POINTS IN A PLAYOFF GAME:**  
 4 (two times, last: 4/20/19 WSH 6 vs. CAR 0, 2G, 2A)



CAREER



- with Jari Kurri; Bryan Trottier 310 assists with Mike Bossy; Henrik Sedin 280 assists with Daniel Sedin).
- Became the second player in franchise history to record 1,000 points with the Capitals and the 40th player in NHL history to record 1,000 points with one franchise on March 9, 2022 at Edmonton.
- Led the Capitals in scoring during the 2020-21 season with 53 points (15g, 38a) in 55 games
- Played in his 1,000th career game on April 15, 2021 vs. Buffalo, becoming the second player in franchise history to play 1,000 games with the Capitals and the 69th player in NHL history to play 1,000 games with one franchise.
- Passed Calle Johansson (983) for second place on the franchise's all-time games played list on March 15, 2021 at Buffalo.
- Passed Peter Bondra (825) for second place on the franchise's all-time points list on Nov. 26, 2018 at the New York Islanders
- Represented the Capitals at the 2016 NHL All-Star Game in Nashville
- Passed Michal Pivonka (418) for the most assists in franchise history on March 15, 2015 vs. Boston
- Led the NHL in assists (60) in 2014-15
- Named to the NHL All-Rookie Team for 2007-08 and finished second in Calder Trophy voting
- Has represented Sweden at five World Championships (2006, 2007, 2008, 2012, 2017), two Olympic Games (2010, 2014) and the 2016 World Cup of Hockey, helping Sweden win two World Championship Gold Medals and an Olympic Silver Medal

ASSIST LEADERS SINCE 2007-08

		GP	A	A/GP
1.	Sidney Crosby	1,112	857	0.77
2.	Patrick Kane	1,230	813	0.66
3.	<b>NICKLAS BACKSTROM</b>	<b>1,105</b>	<b>762</b>	<b>0.69</b>
4.	Anze Kopitar	1,301	751	0.58
5.	Evgeni Malkin	1,067	746	0.70

2006 DRAFT CLASS POINT LEADERS

		GP	G	A	P	P/GP
1.	Claude Giroux (22nd overall)	1,182	350	716	1,066	0.90
2.	<b>NICKLAS BACKSTROM (4th overall)</b>	<b>1,105</b>	<b>271</b>	<b>762</b>	<b>1,033</b>	<b>0.93</b>
3.	Phil Kessel (5th overall)	1,286	413	579	992	0.77
4.	Brad Marchand (71st overall)	1,029	401	528	929	0.90
5.	Jonathan Toews (3rd overall)	1,067	372	511	883	0.83
6.	Jordan Staal (2nd overall)	1,253	285	390	675	0.54

# 19



Nicklas  
**BACKSTROM**



# John CARLSON

Pronunciation: \JAWN KAHRL-suhn\

## 2023-24 HIGHLIGHTS



- Led the NHL in ice time per game (25:54) and total ice time (2,123:07)
- Ranked ninth in the NHL in blocked shots (194)
- Led the Capitals in assists (42) and ranked tied for first on the team in game-winning goals (5) and third in points (52)
- Played all 82 regular-season games, which marked the eighth time in his 15-year career that he appeared in every game
- Averaged a team-high 29:12 of ice time during the Stanley Cup Playoffs
- Led Capitals defensemen in playoff scoring with two points (1g, 1a) in four games
- Scored his 150th career goal on April 13 vs. Tampa Bay, passing Kevin Hatcher for the most goals by a defenseman in franchise history
- Reached the 50-point mark for the sixth time in his career on April 11 at Buffalo, passing Scott Stevens for the most 50-point seasons by a defenseman in franchise history
- Played in his 1,000th career game on March 30 vs. Boston, becoming the first defenseman and third player in franchise history to play 1,000 games with the Capitals
- Reached the 40-point mark for the seventh time in his career on March 18 at Calgary, tying Scott Stevens and Kevin Hatcher for the most 40-point seasons by a defenseman in franchise history
- Played his 984th career game on Feb. 26 vs. OTT, passing Calle Johansson for the most games played by a defenseman in franchise history
- Recorded his 500th career assist on Jan. 5 vs. Carolina
- Passed Peter Bondra (961) for the fourth-most games played in franchise history on Jan. 2 at Pittsburgh
- Passed Kelly Miller (940) for the fifth-most games played in franchise history on Nov. 14 vs. Vegas

74



DOB

JANUARY 10, 1990



BIRTHPLACE  
NATICK, MA

DRAFTED  
CAPITALS' FIRST-ROUND CHOICE,  
27TH OVERALL,  
IN THE 2008 NHL DRAFT

## CAREER



- Ranks first among defensemen in franchise history in games played (1,009), goals (151), assists (523) and points (674)
- Ranks first among defensemen in franchise history in playoff games played (127), playoff goals (20), playoff assists (55), playoff points (75), playoff power-play goals (12) and playoff power-play points (42)
- Won the Stanley Cup with the Capitals in 2018. Led all defensemen in playoff scoring with 20 points (5g, 15a) in 24 games and posted the second highest plus/minus rating (+11) among blueliners
- His 674 career points are the 36th most in NHL history among defensemen
- Ranks 10th among American defensemen in scoring all-time
- Has played in 987 of the Capitals' 1,075 games (91.8 percent) since 2010-11, his first full season with Washington. Carlson's 987 games played in that span trail only Alex Ovechkin (1,030)
- Washington has won just 19 of the 52 games it has played without Carlson since 2017-18 (19-26-7, .433 point percentage)
- Ranks third in the NHL in points (89g-320a-409p in 483 GP) among defensemen since 2017-18
- Ranks sixth in the NHL in ice time per game (24:37) since 2017-18 (min. 400 GP)
- Has led the Capitals in ice time per game in each of the last eight seasons
- Recorded his 600th career point on Nov. 11, 2022 vs. Tampa Bay and simultaneously passed Michal Pivonka (599) for the fifth-most points in franchise history
- Scored a single-season career-high 17 goals in 2021-22, which ranked fourth among NHL defensemen
- Led NHL defensemen in assists (60) and points (75) during the shortened 2019-20 season

POS	SHOOTS
D	RIGHT
HEIGHT	WEIGHT
6'3"	220

# 74

**VS. THE NHL**

TEAM	GP	G	A	PTS	PIM
ANA	19	4	15	19	0
ARI	20	6	6	12	6
BOS	44	10	17	27	10
BUF	43	4	17	21	10
CGY	23	3	5	8	8
CAR	54	10	30	40	18
CHI	21	4	13	17	8
COL	21	3	10	13	16
CBJ	35	6	19	25	14
DAL	22	5	8	13	8
DET	29	4	17	21	4
EDM	20	1	14	15	4
FLA	44	7	20	27	18
LAK	20	5	9	14	6
MIN	18	0	7	7	8
MTL	41	3	21	24	22
NSH	21	1	17	18	22
NJD	57	10	34	44	32
NYI	56	8	26	34	14
NYR	52	7	32	39	12
OTT	37	9	14	23	8
PHI	57	4	30	34	16
PIT	53	7	27	34	12
SJS	21	2	16	18	8
SEA	6	0	2	2	2
STL	21	4	13	17	2
TBL	48	9	23	32	18
TOR	39	6	27	33	14
VAN	20	6	13	19	4
VGK	10	0	7	7	6
WPG	37	3	14	17	12

# JOHN CARLSON


**CAREER**
**GOALS**  
17 (2021-22)

**ASSISTS**  
60 (2019-20)

**POINTS**  
75 (2019-20)

**REGULAR SEASON**
**PLAYOFFS**

YEAR	TEAM	LEAGUE	GP	G	A	PTS	PIM	+/-	PP	SH	GW	S	GP	G	A	PTS	PIM
2005-06	N.J. Rockets	ATJHL	38	2	10	12	42	-	-	-	-	-	-	-	-	-	-
2006-07	N.J. Rockets	ATJHL	44	12	38	50	96	-	-	-	-	-	-	-	-	-	-
	Indiana	USHL	2	0	0	0	6	-	-	-	-	-	-	-	-	-	-
2007-08	Indiana	USHL	59	12	31	43	72	-	-	-	-	-	4	1	0	1	0
2008-09	London	OHL	59	16	60	76	65	-	-	-	-	-	14	7	15	22	16
	Hershey	AHL	-	-	-	-	-	-	-	-	-	-	16	2	1	3	0
<b>2009-10</b>	<b>CAPITALS</b>	<b>NHL</b>	<b>22</b>	<b>1</b>	<b>5</b>	<b>6</b>	<b>8</b>	<b>11</b>	<b>0</b>	<b>0</b>	<b>0</b>	<b>21</b>	<b>7</b>	<b>1</b>	<b>3</b>	<b>4</b>	<b>0</b>
	Hershey	AHL	48	4	35	39	26	37	1	0	1	100	13	2	5	7	8
	United States	WJC	7	4	3	7	2	-	-	-	-	-	-	-	-	-	-
<b>2010-11</b>	<b>CAPITALS</b>	<b>NHL</b>	<b>82</b>	<b>7</b>	<b>30</b>	<b>37</b>	<b>44</b>	<b>21</b>	<b>1</b>	<b>0</b>	<b>3</b>	<b>144</b>	<b>9</b>	<b>2</b>	<b>1</b>	<b>3</b>	<b>4</b>
<b>2011-12</b>	<b>CAPITALS</b>	<b>NHL</b>	<b>82</b>	<b>9</b>	<b>23</b>	<b>32</b>	<b>22</b>	<b>-15</b>	<b>4</b>	<b>0</b>	<b>0</b>	<b>152</b>	<b>14</b>	<b>2</b>	<b>3</b>	<b>5</b>	<b>8</b>
<b>2012-13</b>	<b>CAPITALS</b>	<b>NHL</b>	<b>48</b>	<b>6</b>	<b>16</b>	<b>22</b>	<b>18</b>	<b>11</b>	<b>0</b>	<b>0</b>	<b>0</b>	<b>97</b>	<b>7</b>	<b>0</b>	<b>1</b>	<b>1</b>	<b>4</b>
<b>2013-14</b>	<b>CAPITALS</b>	<b>NHL</b>	<b>82</b>	<b>10</b>	<b>27</b>	<b>37</b>	<b>22</b>	<b>-3</b>	<b>5</b>	<b>0</b>	<b>0</b>	<b>208</b>	-	-	-	-	-
	United States	Olympics	6	1	1	2	0	1	0	0	0	5	-	-	-	-	-
<b>2014-15</b>	<b>CAPITALS</b>	<b>NHL</b>	<b>82</b>	<b>12</b>	<b>43</b>	<b>55</b>	<b>28</b>	<b>11</b>	<b>3</b>	<b>1</b>	<b>3</b>	<b>193</b>	<b>14</b>	<b>1</b>	<b>5</b>	<b>6</b>	<b>4</b>
<b>2015-16</b>	<b>CAPITALS</b>	<b>NHL</b>	<b>56</b>	<b>8</b>	<b>31</b>	<b>39</b>	<b>14</b>	<b>16</b>	<b>2</b>	<b>0</b>	<b>4</b>	<b>124</b>	<b>12</b>	<b>5</b>	<b>7</b>	<b>12</b>	<b>4</b>
<b>2016-17</b>	<b>CAPITALS</b>	<b>NHL</b>	<b>72</b>	<b>9</b>	<b>28</b>	<b>37</b>	<b>10</b>	<b>7</b>	<b>3</b>	<b>0</b>	<b>3</b>	<b>180</b>	<b>13</b>	<b>2</b>	<b>2</b>	<b>4</b>	<b>4</b>
	United States	World Cup	2	0	0	0	0	-3	0	0	0	-	-	-	-	-	-
<b>2017-18</b>	<b>CAPITALS</b>	<b>NHL</b>	<b>82</b>	<b>15</b>	<b>53</b>	<b>68</b>	<b>32</b>	<b>0</b>	<b>4</b>	<b>0</b>	<b>4</b>	<b>237</b>	<b>24</b>	<b>5</b>	<b>15</b>	<b>20</b>	<b>8</b>
<b>2018-19</b>	<b>CAPITALS</b>	<b>NHL</b>	<b>80</b>	<b>13</b>	<b>57</b>	<b>70</b>	<b>34</b>	<b>21</b>	<b>3</b>	<b>0</b>	<b>1</b>	<b>185</b>	<b>7</b>	<b>0</b>	<b>5</b>	<b>5</b>	<b>6</b>
<b>2019-20</b>	<b>CAPITALS</b>	<b>NHL</b>	<b>69</b>	<b>15</b>	<b>60</b>	<b>75</b>	<b>26</b>	<b>12</b>	<b>2</b>	<b>0</b>	<b>6</b>	<b>189</b>	<b>5</b>	<b>0</b>	<b>6</b>	<b>6</b>	<b>2</b>
<b>2020-21</b>	<b>CAPITALS</b>	<b>NHL</b>	<b>52</b>	<b>10</b>	<b>34</b>	<b>44</b>	<b>12</b>	<b>-5</b>	<b>3</b>	<b>0</b>	<b>1</b>	<b>128</b>	<b>5</b>	<b>0</b>	<b>2</b>	<b>2</b>	<b>6</b>
<b>2021-22</b>	<b>CAPITALS</b>	<b>NHL</b>	<b>78</b>	<b>17</b>	<b>54</b>	<b>71</b>	<b>20</b>	<b>13</b>	<b>7</b>	<b>0</b>	<b>2</b>	<b>195</b>	<b>6</b>	<b>1</b>	<b>4</b>	<b>5</b>	<b>2</b>
<b>2022-23</b>	<b>CAPITALS</b>	<b>NHL</b>	<b>40</b>	<b>9</b>	<b>20</b>	<b>29</b>	<b>12</b>	<b>-7</b>	<b>3</b>	<b>1</b>	<b>0</b>	<b>124</b>	-	-	-	-	-
<b>2023-24</b>	<b>CAPITALS</b>	<b>NHL</b>	<b>82</b>	<b>10</b>	<b>42</b>	<b>52</b>	<b>40</b>	<b>-7</b>	<b>6</b>	<b>0</b>	<b>5</b>	<b>176</b>	<b>4</b>	<b>1</b>	<b>1</b>	<b>2</b>	<b>2</b>
<b>NHL / CAPITALS TOTALS</b>			<b>1,009</b>	<b>151</b>	<b>523</b>	<b>674</b>	<b>342</b>	<b>86</b>	<b>46</b>	<b>2</b>	<b>32</b>	<b>2,353</b>	<b>127</b>	<b>20</b>	<b>55</b>	<b>75</b>	<b>54</b>

**PLAYOFFS**

TEAM	GP	G	A	PTS	PIM
BOS	12	0	4	4	10
CAR	7	0	5	5	6
CBJ	6	1	8	9	2
FLA	6	1	4	5	2
MTL	7	1	3	4	0
NYI	12	1	9	10	4
NYR	30	3	6	9	16
PHI	6	3	3	6	4
PIT	19	5	5	10	6
TBL	11	2	5	7	0
TOR	6	1	1	2	0
VGK	5	2	2	4	4

**CAREER HIGHLIGHTS**
**FIRST NHL GAME:**  
11/20/09 (WSH 2 vs. MTL 3)

**FIRST NHL GOAL:**  
3/25/10 (WSH 2 at CAR 3 SO, Legace)

**FIRST NHL ASSIST:**  
1/21/10 (WSH 6 at PIT 3)

**MOST GOALS IN A GAME:**  
2 (nine times, last: 11/17/22, WSH 4 at STL 5 SO)

**MOST ASSISTS IN A GAME:**  
4 (4/17/21, WSH 6 at PHI 3)

**MOST POINTS IN A GAME:**  
4 (three times, last: 4/6/22 WSH 4 vs. TB 3, 2G, 2A)

**MOST SHOTS IN A GAME:**  
10 (three times, last: 1/25/18, WSH 4 at FLA 2)

**MOST PIM IN A GAME:**  
14 (1/15/19, WSH 2 at NSH 7)

**MOST ICE TIME IN A GAME:**  
34:48 (12/10/13, WSH 6 vs. TBL 5 SO)

**MULTIPLE-POINT GAMES:**  
150 (last: 4/11/24, WSH 2 at BUF 4, 2A)

**LONGEST GOAL STREAK:**  
3 (10/17/18-10/22/18, 3G)

**LONGEST ASSIST STREAK:**  
8 (11/7/19-11/20/19, 12A)

**LONGEST POINT STREAK:**  
9 (10/8/19-10/24/19, 5G, 13A)

**PENALTY SHOTS:** None

**SHOOTOUTS:** 4/12

**MOST GOALS IN A PLAYOFF GAME:**  
1 (20 times, last: 4/26/24, WSH 1 vs. NYR 3)

**MOST ASSISTS IN A PLAYOFF GAME:**  
3 (three times, last: 4/11/19, WSH 4 vs. CAR 2)

**MOST POINTS IN A PLAYOFF GAME:**  
3 (four times, last: 4/11/19, WSH 4 vs. CAR 2, 3A)

CAREER



- His 1.09 points-per-game in 2019-20 marked the highest rate by a defenseman in franchise history and the highest by a defenseman since Ray Bourque (1.26), Sergei Zubov (1.14) and Al MacInnis (1.09) during the 1993-94 season
- Named to the NHL First All-Star Team and finished second in Norris voting in 2019-20
- Passed Calle Johansson (474) for the most points by a defenseman in franchise history on Feb. 23, 2020 vs. Pittsburgh
- Selected to his second-straight All-Star Game in 2019-20, becoming the seventh defenseman in franchise history to receive multiple selections
- Named the NHL's First Star of the Month for October 2019 after recording 23 points (7g, 16a) in 14 games
- Named to the NHL Second All-Star Team in 2018-19
- Named to the NHL All-Rookie Team in 2010-11
- Has represented the United States at the 2010 World Junior Championship, the 2014 Olympic Games and the 2016 World Cup of Hockey
- Scored the gold-medal clinching goal in overtime vs. Canada at the 2010 World Junior Championship and was named to the tournament's All-Star Team
- Won back-to-back Calder Cups with the AHL's Hershey Bears in 2008-09 and 2009-10

POINT LEADERS AMONG DEFENSEMEN SINCE 2017-18

		GP	G	A	P	P/GP
1.	Roman Josi	503	117	330	447	0.89
2.	Victor Hedman	503	91	336	427	0.85
3.	<b>JOHN CARLSON</b>	<b>483</b>	<b>89</b>	<b>320</b>	<b>409</b>	<b>0.85</b>
4.	Brent Burns	536	85	297	382	0.71
5.	Erik Karlsson	446	72	289	361	0.81
6.	Kris Letang	484	79	277	356	0.74
7.	Morgan Rielly	479	55	298	353	0.74
8.	Cale Makar	315	86	250	336	1.07

2008 DRAFT CLASS POINT LEADERS AMONG DEFENSEMEN

		GP	G	A	P	+/-
1.	Erik Karlsson (15th overall)	1,002	189	628	817	-99
2.	Roman Josi (38th overall)	909	181	505	686	+85
3.	<b>JOHN CARLSON (27th overall)</b>	<b>1,009</b>	<b>151</b>	<b>523</b>	<b>674</b>	<b>+86</b>
4.	Drew Doughty (2nd overall)	1,177	156	513	669	+60
5.	Alex Pietrangelo (4th overall)	1,016	144	460	604	+112

# 74



John  
**CARLSON**



6

DOB

MARCH 31, 1998



BIRTHPLACE  
BOCA RATON, FL

DRAFTED  
ARI FIRST-ROUND CHOICE,  
16TH OVERALL,  
IN THE 2016 NHL DRAFT

ACQUIRED  
FROM OTT FOR NICK JENSEN AND A  
THIRD-ROUND PICK IN THE 2026 NHL  
DRAFT, JULY 1, 2024

POS	SHOOTS
D	LEFT
HEIGHT	WEIGHT
6'2"	216

# JAKOB CHYCKRUN

Pronunciation: \JAY-kuhb CHIHK-ruhn\

## 2023-24 HIGHLIGHTS

★ ★ ★

- Set a single-season career high in assists (27) and tied his career high in points (41)
- Led Senators defensemen in goals (14), points, power-play goals (7), power-play points (16) and shots (204)
- Ranked tied for third among NHL defensemen in power-play goals, seventh in shots and 10th in goals
- Ranked second on Ottawa in blocked shots (154) and third in average ice time (22:23)
- Ranked second among Ottawa defensemen in power play ice time per game (2:41)
- Appeared in all 82 regular-season games
- Played in his 400th career game on Nov. 18 vs. Minnesota in Stockholm as part of 2023 NHL Global Series
- Recorded his 200th career point, a goal, on Dec. 31 vs. Buffalo
- Recorded three assists on Dec. 15 at Dallas, tying a single-game career high
- Skated a career-high 31:06 on Nov. 8 at Toronto
- Registered nine shots on goal on Oct. 26 at NY Islanders, tying a single-game career high.

## CAREER

★ ★ ★

- Led NHL defensemen in goals (18) in a condensed 56-game season in 2020-21 while with Arizona
- Ranked tied for first among defensemen in game-winning goals (3) in 2020-21
- Averaged a career high 23:23 of ice time per game during the 2020-21 season
- Ranks tied for 6th among NHL defensemen in power-play goals (28) and tied for 10th in goals-per-game (0.16) since 2016-17 (min. 400 GP)
- Traded to Ottawa by Arizona on March 1, 2023 for a first-round pick in the 2023 NHL Draft, a second-round pick in 2024 and a second-round pick in 2026
- Recorded his first and only career hat trick on April 4, 2021 at Anaheim
- Has recorded one assist in nine career Stanley Cup Playoff games
- Made his Stanley Cup Playoff debut on Aug. 2, 2020 vs. Nashville
- Has scored two overtime goals (March 10, 2022 at Toronto; April 4, 2021 at Anaheim)
- Made the Coyotes as an 18-year-old and recorded 20 points (7g, 13a) in 68 games during his rookie season in 2016-17
- Was the fifth defensemen selected in the 2016 NHL draft and ranks first among blueliners in his draft class in goals (76), third in games played (467), fourth in points (216) and sixth in assists (140)
- Named to OHL All-Rookie Team in 2015 and OHL Second All-Star Team in 2016

# 6

**VS. THE NHL**

TEAM	GP	G	A	PTS	PIM
ANA	25	8	4	12	14
ARI	2	0	1	1	0
BOS	13	2	2	4	14
BUF	12	3	4	7	2
CGY	18	3	5	8	12
CAR	11	0	2	2	4
CHI	16	2	4	6	12
COL	24	2	9	11	19
CBJ	11	3	2	5	14
DAL	13	0	3	3	12
DET	13	4	9	13	6
EDM	19	2	7	9	10
FLA	14	1	3	4	6
LAK	27	5	8	13	22
MIN	25	10	4	14	12
MTL	11	3	2	5	8
NSH	12	3	2	5	12
NJD	10	1	3	4	0
NYI	12	1	5	6	0
NYR	11	1	3	4	16
OTT	7	0	1	1	2
PHI	11	2	6	8	27
PIT	11	1	2	3	6
SJS	25	3	10	13	12
SEA	5	1	2	3	6
STL	22	4	9	13	26
TBL	14	1	4	5	4
TOR	13	4	5	9	6
VAN	15	2	4	6	8
VGK	23	2	9	11	4
WSH	11	0	4	4	4
WPG	11	2	2	4	8

# JAKOB CHYCHRUN

**CAREER**
**GOALS**

18 (2020-21)

**ASSISTS**

27 (2023-24)

**POINTS**

41 (2023-24, 2020-21)


**REGULAR SEASON**
**PLAYOFFS**

YEAR	TEAM	LEAGUE	GP	G	A	PTS	PIM	+/-	PP	SH	GW	S	GP	G	A	PTS	PIM
2013-14	Toronto	GTHL	29	16	27	43	28	-	-	-	-	-	14	5	8	13	16
	Canada Ontario	WHC-17	5	1	3	4	4	-	-	-	-	-	-	-	-	-	-
2014-15	Sarnia	OHL	42	16	17	33	37	-11	8	1	2	-	-	-	-	-	-
2015-16	Sarnia	OHL	62	11	38	49	51	23	8	0	2	199	7	2	6	8	8
	Canada	WJC-18	7	1	3	4	8	5	-	-	-	-	-	-	-	-	-
2016-17	Arizona	NHL	68	7	13	20	47	-14	1	0	0	86	-	-	-	-	-
2017-18	Arizona	NHL	50	4	10	14	16	2	2	0	1	102	-	-	-	-	-
2018-19	Arizona	NHL	53	5	15	20	28	-12	3	0	0	117	-	-	-	-	-
2019-20	Arizona	NHL	63	12	14	26	38	4	5	0	2	149	9	1	0	1	8
2020-21	Arizona	NHL	56	18	23	41	42	-6	5	0	3	176	-	-	-	-	-
2021-22	Arizona	NHL	47	7	14	21	47	-20	1	0	2	141	-	-	-	-	-
2022-23	Arizona	NHL	36	7	21	28	22	8	4	0	0	114	-	-	-	-	-
	Ottawa	NHL	12	2	3	5	8	-1	0	0	0	30	-	-	-	-	-
2023-24	Ottawa	NHL	82	14	27	41	60	-30	7	0	2	204	-	-	-	-	-
NHL TOTALS			467	76	140	216	308	-69	28	0	10	1,119	9	1	0	1	8

**PLAYOFFS**

TEAM	GP	G	A	PTS	PIM
COL	5	1	0	1	6
NSH	4	0	0	0	2

**FIRST NHL GAME:**

10/15/2016 (ARI 4 vs. PHI 3 OT)

**FIRST NHL GOAL:**

10/20/2016 (ARI 2 at MTL 5, Price)

**FIRST NHL ASSIST:**

10/15/2016 (ARI 4 vs. PHI 3 OT)

**MOST GOALS IN A GAME:**

3 (4/4/21, ARI 3 at ANA 2 OT)

**MOST ASSISTS IN A GAME:**

3 (two times, last: 12/15/23, OTT 4 at DAL 5)

**MOST POINTS IN A GAME:**

3 (seven times, last: 12/15/23, OTT 4 at DAL 5, 3A)

**MOST SHOTS IN A GAME:**

9 (two times, last: 10/26/23, OTT 2 at NYI 3)

**MOST PIM IN A GAME:**

17 (10/27/16, ARI 5 at PHI 4)

**MOST ICE TIME IN A GAME:**

31:06 (11/8/23, OTT 6 at TOR 3)

**MULTIPLE-POINT GAMES:**

39 (last: 4/2/24, OTT 2 at MIN 3, 1G, 1A)

**LONGEST GOAL STREAK:**

2 (13 times, last: 3/24/24 – 3/27/24, 3G)

**LONGEST ASSIST STREAK:**

4 (12/5/22 – 12/11/22, 4A)

**LONGEST POINT STREAK:**

5 (four times, last: 10/21/23 – 11/2/23, 2G, 3A)

**PENALTY SHOTS:** None

**SHOOTOUTS:** 1/3

**MOST GOALS IN A PLAYOFF GAME:**

1 (8/17/20, ARI 1 vs. COL 7)

**MOST ASSISTS IN A PLAYOFF GAME:**

None

**MOST POINTS IN A PLAYOFF GAME:**

1 (8/17/20, ARI 1 vs. COL 7)





26

DOB

MAY 27, 1990



BIRTHPLACE  
HUNTSVILLE, AL

DRAFTED  
LAK SEVENTH-ROUND CHOICE,  
198TH OVERALL,  
IN THE 2009 NHL DRAFT

ACQUIRED  
SIGNED AS FREE AGENT,  
JULY 1, 2018

POS	SHOOTS
C	RIGHT
HEIGHT	WEIGHT
6'2"	190

# Nic DOWD

Pronunciation: \NIHK DOWD\

## 2023-24 HIGHLIGHTS

★ ★ ★

- Ranked second among Washington forwards in shorthanded TOI/GP (2:16), third in blocks (72) and fifth in hits (118)
- Averaged a career-high 15:12 of ice time per game
- His 19.7 shooting percentage was the second highest of his career (2022-23: 21.0%)
- Played in his 500th career game and tallied an assist on April 16 at Philadelphia
- Scored goals in back-to-back games on April 13 vs. Tampa Bay and April 15 vs. Boston
- Recorded a season-high eight hits on April 13 vs. Tampa Bay
- Tallied two points (1g, 1a) on Jan. 5 vs. Los Angeles, marking his second multi-point game of the season and the 17th of his career
- Skated a season-high 20:30 on Dec. 14 at Philadelphia
- Scored two goals on Dec. 10 at Chicago, marking his fourth career multi-goal game
- Scored the game-winning goal on Nov. 11 at NY Islanders

## CAREER

★ ★ ★

- Established single-season career highs in goals (13) and points (25) in 65 games played in 2022-23
- Since joining the Capitals in 2018-19, Dowd leads Capitals forwards in shorthanded ice time (796:27) and faceoffs won (2,383) and ranks second in blocked shots (289) and shorthanded points (6) and fourth in hits (716)
- Dowd, who was selected in the seventh round (197th overall) by the Los Angeles Kings in the 2009 NHL Draft, ranks third in games played and fifth in points among active players that were taken in the seventh round in their respective draft years
- Is the third player in NHL history that was born in the state of Alabama and the only player currently in the NHL
- Won the Calder Cup in 2015 with the Manchester Monarchs, recording 13 points (7g, 6a) in 19 playoff games
- Played four years at St. Cloud State University, recording 121 points (52g, 69a) in 155 games
- During his senior season in 2014, Dowd was named a NCHC First Team All-Star, the NCHC's Best Defensive Forward, Scholar-Athlete of the Year and was a Hobey Baker Award finalist

# 26

**VS. THE NHL**

TEAM	GP	G	A	PTS	PIM
ANA	14	2	4	6	0
ARI	13	0	1	1	4
BOS	24	4	4	8	10
BUF	22	2	2	4	14
CGY	16	3	1	4	10
CAR	17	3	3	6	20
CHI	11	6	1	7	8
COL	13	1	3	4	6
CBJ	14	1	4	5	8
DAL	12	2	2	4	2
DET	13	4	3	7	6
EDM	15	2	2	4	6
FLA	13	0	3	3	10
LAK	12	3	1	4	6
MIN	12	0	2	2	6
MTL	18	4	4	8	6
NSH	11	2	5	7	0
NJD	25	3	3	6	4
NYI	28	4	1	5	2
NYR	26	8	2	10	25
OTT	13	0	0	0	2
PHI	26	3	10	13	20
PIT	23	5	3	8	6
SJS	17	1	6	7	12
SEA	6	0	1	1	0
STL	14	0	2	2	4
TBL	17	2	0	2	17
TOR	13	3	1	4	4
VAN	11	1	2	3	8
VGK	12	0	0	0	8
WSH	4	0	0	0	6
WPG	15	1	3	4	11

**PLAYOFFS**

TEAM	GP	G	A	PTS	PIM
BOS	6	2	0	2	4
CAR	7	1	0	1	6
FLA	6	1	1	2	4
NYI	5	0	0	0	4
NYR	4	0	0	0	6
PHI	1	0	0	0	0
TBL	1	0	0	0	0

# NIC DOWD

**CAREER**
**GOALS**
**13 (2022-23)**
**ASSISTS**
**16 (2016-17)**
**POINTS**
**25 (2022-23)**

**REGULAR SEASON**
**PLAYOFFS**

YEAR	TEAM	LEAGUE	GP	G	A	PTS	PIM	+/-	PP	SH	GW	S	GP	G	A	PTS	PIM
2007-08	Culver M.A.	USHS-Prep	45	15	31	46	38	-	-	-	-	-	-	-	-	-	-
2008-09	St. Louis	NAHL	3	0	0	0	2	-1	-	-	-	-	-	-	-	-	-
	Wenatchee	NAHL	43	16	33	49	71	9	-	-	-	-	13	8	14	22	34
2009-10	Indiana	USHL	46	16	23	39	48	20	-	-	-	-	9	2	4	6	2
2010-11	St. Cloud State	NCAA	36	5	13	18	34	1	1	0	2	44	-	-	-	-	-
2011-12	St. Cloud State	NCAA	39	11	13	24	36	2	2	1	0	91	-	-	-	-	-
2012-13	St. Cloud State	NCAA	41	14	25	39	41	6	4	0	5	92	-	-	-	-	-
2013-14	St. Cloud State	NCAA	38	22	18	40	32	17	10	2	5	95	-	-	-	-	-
	Manchester	AHL	7	0	3	3	0	1	0	0	0	6	4	1	0	1	0
2014-15	Manchester	AHL	75	9	32	41	44	17	2	0	2	118	19	7	6	13	10
2015-16	Los Angeles	NHL	5	0	0	0	2	1	0	0	0	3	-	-	-	-	-
	Ontario	AHL	58	14	34	48	49	13	3	1	3	140	13	4	7	11	14
2016-17	Los Angeles	NHL	70	6	16	22	25	-15	1	0	2	78	-	-	-	-	-
2017-18	Los Angeles	NHL	16	0	1	1	12	-3	0	0	0	11	-	-	-	-	-
	Vancouver	NHL	40	3	0	3	16	-7	1	0	1	40	-	-	-	-	-
2018-19	CAPITALS	NHL	64	8	14	22	20	10	0	0	3	47	7	1	0	1	6
2019-20	CAPITALS	NHL	56	7	8	15	28	11	0	3	1	52	8	0	0	0	4
2020-21	CAPITALS	NHL	56	11	4	15	31	4	0	0	3	68	5	2	0	2	4
2021-22	CAPITALS	NHL	64	10	14	24	44	10	0	1	0	90	6	1	1	2	4
2022-23	CAPITALS	NHL	65	13	12	25	26	6	0	0	3	62	-	-	-	-	-
2023-24	CAPITALS	NHL	64	12	10	22	47	-2	0	0	2	61	4	0	0	0	6
NHL TOTALS			500	70	79	149	251	15	2	4	15	512	30	4	1	5	24
CAPITALS TOTALS			369	61	62	123	196	39	0	4	12	380	30	4	1	5	24

**CAREER HIGHLIGHTS**
**FIRST NHL GAME:**

3/22/16 (LAK 1 at MIN 2)

**FIRST NHL GOAL:**

10/20/16 (LAK 4 at DAL 3 OT, Lehtonen)

**FIRST NHL ASSIST:**

10/22/16 (LAK 4 vs. VAN 3 SO)

**MOST GOALS IN A GAME:**

2 (four times, last: 12/10/23, WSH 4 at CHI 2)

**MOST ASSISTS IN A GAME:**

3 (12/14/18, WSH 6 at CAR 5 SO)

**MOST POINTS IN A GAME:**

3 (three times, last: 12/19/22, WSH 4 vs. DET 3 OT, 2G, 1A)

**MOST SHOTS IN A GAME:**

5 (three times, last: 12/22/22, WSH 3 at OTT 2 OT)

**MOST PIM IN A GAME:**

10 (1/3/20, WSH 4 at CAR 3)

**MOST ICE TIME IN A GAME:**

21:25 (5/3/21, WSH 6 at NYR 3)

**MULTIPLE-POINT GAMES:**

17 (last: 1/7/24, WSH 4 vs. LAK 3, 1G, 1A)

**LONGEST GOAL STREAK:**

2 (11 times, last: 4/13/24-4/15/24, 2G)

**LONGEST ASSIST STREAK:**

3 (two times, last: 12/8/18-12/14/18, 5A)

**LONGEST POINT STREAK:**

3 (eight times, last: 4/13/24-4/16/24, 2G, 1A)

**PENALTY SHOTS:** None

**SHOOTOUTS:** 0/2

**MOST GOALS IN A PLAYOFF GAME:**

1 (four times, last: 5/13/22, WSH 3 vs. FLA 4)

**MOST ASSISTS IN A PLAYOFF GAME:**

1 (5/7/22, WSH 6 vs. FLA 1 OT)

**MOST POINTS IN A PLAYOFF GAME:**

1 (five times, last: 5/13/22, WSH 3 vs. FLA 4)



# PIERRE-LUC DUBOIS

Pronunciation: \PEE-air-LEWK doo-BWAH\

## 2023-24 HIGHLIGHTS

★ ★ ★

- Recorded 40 points (16g, 24a) in 82 games with Los Angeles
- Ranked tied for third on Los Angeles in power-play goals (7), seventh in goals and eighth in points
- Ranked tied for third on the Kings in game-winning goals (4)
- Eighty percent (32 of 40) of Dubois' points last season came at even strength, while his average ice time dropped from 18:55 with Winnipeg in 2022-23 to 15:42 with Los Angeles in 2023-24, the lowest average of his career over an 82-game season
- Averaged just 2:07 of power-play ice time with the Kings after recording a career-high 23 power-play points and 3:37 of man advantage ice time with the Jets the previous season
- Tallied three assists on April 3 vs. Seattle, marking his eighth career game with three or more assists
- Registered a season-high seven hits on March 16 at Dallas
- Recorded two points (1g, 1a) in his 500th career game on March 15 at Chicago
- Scored two goals on Oct. 19 at Minnesota

80

DOB

JUNE 24, 1998



BIRTHPLACE  
STE-AGATHE-DES-MONTS, QC

DRAFTED  
CBJ FIRST-ROUND CHOICE,  
THIRD OVERALL,  
IN THE 2016 NHL DRAFT

ACQUIRED  
FROM LAK FOR DARCY KUEMPER,  
JUNE 19, 2024

## CAREER

★ ★ ★

- Has recorded 342 points (145g, 197a) in 516 career games with Los Angeles, Winnipeg and Columbus
- In 43 career playoff games, Dubois has registered 27 points (11g, 16a)
- Among NHL skaters that were 25 or younger at the time of their last regular season game in 2023-24, Dubois ranked second in career games played and faceoffs won (2,896), third in power-play goals (43), fifth in goals and seventh in points
- Is one of six players from his draft class to record four or more 20-goal seasons (also Auston Matthews, Matthew Tkachuk, Alex DeBrincat, Patrik Laine and Clayton Keller)
- Is one of 11 players from his draft class to register multiple 60-point campaigns
- Has appeared in 516 of his team's 536 games (96.2 percent) since his rookie season in 2017-18
- Set single-season career highs in assists (36), points (63) and power-play points (23) in 73 games played with Winnipeg in 2022-23
- Set Columbus rookie records for goals (20), points (48) and games played (82) in 2017-18
- Recorded his 300th career point on April 5, 2023 vs. Calgary
- Skated a career-high 25:12 on March 4, 2022 vs. Dallas
- Recorded his first and only career hat trick on March 29, 2019 at Calgary
- Has represented Canada at the World Championships four times (2018, 2019, 2022, 2024), earning silver medals in 2019 and 2022
- Has recorded 36 points (17g, 19a) in 37 career games at the World Championships
- Earned a silver medal at the 2017 World Junior Championships, where he recorded five assists in seven games
- His father, Eric Dubois, was a fourth-round pick (No. 76) by the Quebec Nordiques at the 1989 NHL Draft

POS	SHOOTS
C	LEFT
HEIGHT	WEIGHT
6'4"	220

# 80

**VS. THE NHL**

TEAM	GP	G	A	PTS	PIM
ANA	16	5	10	15	16
ARI	16	3	5	8	12
BOS	13	1	3	4	33
BUF	15	7	9	16	10
CGY	21	6	4	10	18
CAR	16	5	8	13	10
CHI	16	8	6	14	8
COL	16	3	7	10	38
CBJ	6	3	1	4	4
DAL	15	4	3	7	10
DET	17	7	7	14	12
EDM	19	3	5	8	6
FLA	14	3	10	13	12
LAK	11	5	5	10	2
MIN	15	6	4	10	28
MTL	24	9	12	21	14
NSH	17	5	3	8	26
NJD	17	4	10	14	4
NYI	17	4	3	7	19
NYR	17	3	4	7	6
OTT	21	8	13	21	10
PHI	18	2	6	8	12
PIT	17	1	7	8	23
SJS	16	5	4	9	6
SEA	9	3	5	8	6
STL	17	7	4	11	14
TBL	13	3	4	7	22
TOR	23	6	6	12	36
VAN	23	6	15	21	10
VGK	15	5	6	11	10
WSH	17	3	4	7	6
WPG	9	2	4	6	10

# PIERRE-LUC DUBOIS

**CAREER**
**GOALS**  
**28 (2021-22)**
**ASSISTS**  
**36 (2022-23)**
**POINTS**  
**63 (2022-23)**

**REGULAR SEASON**
**PLAYOFFS**

YEAR	TEAM	LEAGUE	GP	G	A	PTS	PIM	+/-	PP	SH	GW	S	GP	G	A	PTS	PIM
2013-14	Notre-Dame	OMAAA	40	17	21	38	92	-	-	-	-	-	3	0	0	0	6
2014-15	Cape Breton	QMJHL	54	10	35	45	58	4	3	1	1	106	7	2	3	5	6
	Canada Black	WHC-17	5	2	1	3	2	-	-	-	-	-	-	-	-	-	-
	Canada	WJC-18	6	0	1	1	4	2	-	-	-	-	-	-	-	-	-
2015-16	Cape Breton	QMJHL	62	42	57	99	112	40	10	3	6	236	12	7	5	12	14
2016-17	Cape Breton	QMJHL	20	6	12	18	33	4	3	0	1	68	-	-	-	-	-
	Blainville-Boisbriand	QMJHL	28	15	22	37	45	13	5	0	4	98	19	9	13	22	26
	Canada	WJC-20	7	0	5	5	6	2	-	-	-	-	-	-	-	-	-
2017-18	<b>Columbus</b>	<b>NHL</b>	<b>82</b>	<b>20</b>	<b>28</b>	<b>48</b>	<b>49</b>	<b>8</b>	<b>6</b>	<b>0</b>	<b>4</b>	<b>165</b>	<b>6</b>	<b>2</b>	<b>2</b>	<b>4</b>	<b>6</b>
	Canada	WC	9	3	4	7	2	4	-	-	-	-	-	-	-	-	-
2018-19	<b>Columbus</b>	<b>NHL</b>	<b>82</b>	<b>27</b>	<b>34</b>	<b>61</b>	<b>64</b>	<b>16</b>	<b>2</b>	<b>0</b>	<b>5</b>	<b>174</b>	<b>10</b>	<b>2</b>	<b>3</b>	<b>5</b>	<b>14</b>
	Canada	WC	8	3	4	7	6	10	-	-	-	-	-	-	-	-	-
2019-20	<b>Columbus</b>	<b>NHL</b>	<b>70</b>	<b>18</b>	<b>31</b>	<b>49</b>	<b>49</b>	<b>-2</b>	<b>1</b>	<b>0</b>	<b>4</b>	<b>158</b>	<b>10</b>	<b>4</b>	<b>6</b>	<b>10</b>	<b>4</b>
2020-21	<b>Columbus</b>	<b>NHL</b>	<b>5</b>	<b>1</b>	<b>0</b>	<b>1</b>	<b>2</b>	<b>-2</b>	<b>0</b>	<b>0</b>	<b>1</b>	<b>7</b>	-	-	-	-	-
	<b>Winnipeg</b>	<b>NHL</b>	<b>41</b>	<b>8</b>	<b>12</b>	<b>20</b>	<b>36</b>	<b>-6</b>	<b>1</b>	<b>0</b>	<b>2</b>	<b>69</b>	<b>7</b>	<b>0</b>	<b>3</b>	<b>3</b>	<b>8</b>
2021-22	<b>Winnipeg</b>	<b>NHL</b>	<b>81</b>	<b>28</b>	<b>32</b>	<b>60</b>	<b>106</b>	<b>-6</b>	<b>15</b>	<b>0</b>	<b>6</b>	<b>233</b>	-	-	-	-	-
	Canada	WC	10	7	6	13	12	11	-	-	-	-	-	-	-	-	-
2022-23	<b>Winnipeg</b>	<b>NHL</b>	<b>73</b>	<b>27</b>	<b>36</b>	<b>63</b>	<b>77</b>	<b>5</b>	<b>11</b>	<b>0</b>	<b>1</b>	<b>205</b>	<b>5</b>	<b>2</b>	<b>2</b>	<b>4</b>	<b>8</b>
2023-24	<b>Los Angeles</b>	<b>NHL</b>	<b>82</b>	<b>16</b>	<b>24</b>	<b>40</b>	<b>70</b>	<b>-9</b>	<b>7</b>	<b>0</b>	<b>4</b>	<b>146</b>	<b>5</b>	<b>1</b>	<b>0</b>	<b>1</b>	<b>20</b>
	Canada	WC	10	4	5	9	6	-2	-	-	-	-	-	-	-	-	-
<b>NHL TOTALS</b>			<b>516</b>	<b>145</b>	<b>197</b>	<b>342</b>	<b>453</b>	<b>4</b>	<b>43</b>	<b>0</b>	<b>27</b>	<b>1,157</b>	<b>43</b>	<b>11</b>	<b>16</b>	<b>27</b>	<b>60</b>

**PLAYOFFS**

TEAM	GP	G	A	PTS	PIM
BOS	6	1	1	2	14
EDM	8	1	2	3	24
MTL	4	0	1	1	4
TBL	9	2	7	9	4
TOR	5	3	1	4	0
VGK	5	2	2	4	8
WSH	6	2	2	4	6

**CAREER HIGHLIGHTS**
**FIRST NHL GAME:**

10/7/2017 (CBJ 5 vs. NYI 0)

**FIRST NHL GOAL:**

10/7/2017 (CBJ 5 vs. NYI 0, Halak)

**FIRST NHL ASSIST:**

11/2/2017 (CBJ 7 at FLA 3)

**MOST GOALS IN A GAME:**

3 (3/29/2018, CBJ 5 at CGY 1)

**MOST ASSISTS IN A GAME:**

4 (1/8/2023, WPG 7 vs. VAN 4)

**MOST POINTS IN A GAME:**

4 (two times, last: 1/8/2023, WPG 7 vs. VAN 4, 4A)

**MOST SHOTS IN A GAME:**

8 (11/27/2022, WPG 7 at CHI 2)

**MOST PIM IN A GAME:**

16 (3/20/2024, LAK 6 vs. MIN 0)

**MOST ICE TIME IN A GAME:**

25:12 (3/4/2022, WPG 3 vs. DAL 4 OT)

**MULTIPLE-POINT GAMES:**

78 (last: 4/3/2024, LAK 5 vs. SEA 2, 3A)

**LONGEST GOAL STREAK:**

4 (two times, last: 11/3/22 – 11/12/22, 4G)

**LONGEST ASSIST STREAK:**

4 (four times, last: 2/25/22 – 3/4/22, 7A)

**LONGEST POINT STREAK:**

8 (10/16/21 – 11/2/21, 7G, 4A)

**PENALTY SHOTS:**

1/1 (12/29/22, WPG 4 at VAN 2, Delia)

**SHOOTOUTS:**

8/18

**MOST GOALS IN A PLAYOFF GAME:**

3 (8/6/20, WPG 4 vs. TOR 3 OT)

**MOST ASSISTS IN A PLAYOFF GAME:**

2 (four times, last: 5/23/21, WPG 5 vs. EDM 4 OT)

**MOST POINTS IN A PLAYOFF GAME:**

3 (two times, last: 8/6/20, WPG 4 vs. TOR 3 OT, 3G)



# Brandon DUHAIME

Pronunciation: \BRAN-duhn doo-HAYM\

## 2023-24 HIGHLIGHTS

★ ★ ★

- Recorded 13 points (5g, 8a) in 80 games with Minnesota and Colorado
- Averaged a career-high 10:52 of ice time per game
- His 208 hits ranked 20th among NHL forwards
- Ranked fifth among NHL right wings in shorthanded ice time (151:21)
- Recorded two points (1g, 1a) on April 7 vs. Dallas, marking his third career multi-point game
- Traded to Colorado by Minnesota on March 7 for a third-round pick in the 2026 NHL Draft
- Appeared in all 11 of Colorado's playoff games, scoring one goal
- Registered a career-high eight hits on Feb. 20 at Winnipeg
- Blocked a career-high three shots on Jan. 21 at Carolina
- Scored his second career shorthanded goal on Oct. 23 at Montreal

22

DOB

MAY 22, 1997



BIRTHPLACE  
CORAL SPRINGS, FL

DRAFTED

MIN FOURTH-ROUND CHOICE,  
106TH OVERALL,  
IN THE 2016 NHL DRAFT

ACQUIRED

SIGNED AS A FREE AGENT,  
JULY 1, 2024

## CAREER

★ ★ ★

- Has recorded 40 points (20g, 20a) in 211 career games with Minnesota and Colorado
- Has appeared in 23 Stanley Cup Playoff games
- Ranks fifth among NHL right wings in hits (354) since 2022-23
- Skated a career-high 16:52 on April 13, 2023 at Nashville
- Recorded a career-high 17 points (6g, 11a) in 80 games with Minnesota in 2021-22
- Spent two seasons with the Iowa Wild (AHL) from 2019-21, where he recorded 29 points (12g, 17a) and 103 penalty minutes in 87 games
- Recorded 72 points (22g, 50a) in 117 career games at Providence College (NCAA) from 2016-19 and was named to the 2019 Hockey East Third All-Star Team
- The Capitals drafted Trevor Duhaime, Brandon's father, in the ninth round (190th overall) of the 1991 NHL Draft

POS	SHOOTS
RW	LEFT
HEIGHT	WEIGHT
6'2"	210

# 22

**VS. THE NHL**

TEAM	GP	G	A	PTS	PIM
ANA	4	1	0	1	5
ARI	7	0	0	0	10
BOS	4	1	0	1	10
BUF	6	1	0	1	2
CGY	7	0	1	1	8
CAR	6	0	1	1	8
CHI	9	1	2	3	9
COL	7	0	0	0	38
CBJ	8	1	0	1	0
DAL	10	2	3	5	30
DET	5	0	0	0	7
EDM	9	1	0	1	9
FLA	6	0	0	0	7
LAK	6	0	0	0	5
MIN	3	0	0	0	0
MTL	7	2	1	3	9
NSH	11	1	3	4	11
NJD	6	0	0	0	4
NYI	6	2	1	3	0
NYR	7	1	1	2	7
OTT	4	0	0	0	10
PHI	6	0	0	0	5
PIT	7	1	1	2	8
SJS	4	0	1	1	0
SEA	6	0	0	0	14
STL	8	0	0	0	0
TBL	5	1	0	1	2
TOR	5	2	0	2	0
VAN	9	0	2	2	10
VGK	8	1	2	3	2
WSH	5	1	0	1	2
WPG	10	0	1	1	2

**PLAYOFFS**

TEAM	GP	G	A	PTS	PIM
DAL	12	1	0	1	12
STL	6	0	0	0	2
WPG	5	0	0	0	6

# BRANDON DUHAIME

**CAREER**
**GOALS**
**9 (2022-23)**
**ASSISTS**
**11 (2021-22)**
**POINTS**
**17 (2021-22)**

**REGULAR SEASON**
**PLAYOFFS**

YEAR	TEAM	LEAGUE	GP	G	A	PTS	PIM	+/-	PP	SH	GW	S	GP	G	A	PTS	PIM
2013-14	Pursuit of Excellence	U18 AAA	64	23	39	62	77	-	-	-	-	-	-	-	-	-	-
	Pursuit of Excellence	CSSHL U18	25	9	16	25	38	-	-	-	-	-	3	2	1	3	2
	West Kelowna	BCHL	3	0	0	0	0	-	-	-	-	-	-	-	-	-	-
2014-15	Merritt	BCHL	53	6	19	25	41	-	1	-	-	-	4	0	0	0	2
2015-16	Chicago	USHL	39	10	22	32	97	5	2	1	0	89	-	-	-	-	-
	Tri-City	USHL	18	5	5	10	46	3	1	0	0	37	11	4	4	8	24
2016-17	Providence College	NCAA	35	4	8	12	45	-9	2	0	0	67	-	-	-	-	-
2017-18	Providence College	NCAA	40	7	19	26	64	12	1	0	2	90	-	-	-	-	-
2018-19	Providence College	NCAA	42	11	23	34	53	15	2	0	3	101	-	-	-	-	-
2019-20	Iowa	AHL	63	6	14	20	71	4	1	0	0	100	-	-	-	-	-
2020-21	Iowa	AHL	24	6	3	9	32	7	0	0	3	57	-	-	-	-	-
<b>2021-22</b>	<b>Minnesota</b>	<b>NHL</b>	<b>80</b>	<b>3</b>	<b>11</b>	<b>17</b>	<b>122</b>	<b>-2</b>	<b>0</b>	<b>0</b>	<b>1</b>	<b>91</b>	<b>6</b>	<b>0</b>	<b>0</b>	<b>0</b>	<b>2</b>
<b>2022-23</b>	<b>Minnesota</b>	<b>NHL</b>	<b>51</b>	<b>9</b>	<b>1</b>	<b>10</b>	<b>42</b>	<b>6</b>	<b>0</b>	<b>1</b>	<b>3</b>	<b>80</b>	<b>6</b>	<b>0</b>	<b>0</b>	<b>0</b>	<b>10</b>
<b>2023-24</b>	<b>Minnesota</b>	<b>NHL</b>	<b>62</b>	<b>4</b>	<b>4</b>	<b>8</b>	<b>66</b>	<b>-7</b>	<b>0</b>	<b>1</b>	<b>0</b>	<b>68</b>					
	<b>Colorado</b>	<b>NHL</b>	<b>18</b>	<b>1</b>	<b>4</b>	<b>5</b>	<b>4</b>	<b>2</b>	<b>0</b>	<b>0</b>	<b>0</b>	<b>24</b>	<b>11</b>	<b>1</b>	<b>0</b>	<b>1</b>	<b>8</b>
<b>NHL TOTALS</b>			<b>211</b>	<b>20</b>	<b>20</b>	<b>40</b>	<b>234</b>	<b>-1</b>	<b>0</b>	<b>2</b>	<b>4</b>	<b>263</b>	<b>23</b>	<b>1</b>	<b>0</b>	<b>1</b>	<b>20</b>

**CAREER HIGHLIGHTS**
**FIRST NHL GAME:**

10/15/2021 (MIN 2 at ANA 1)

**FIRST NHL GOAL:**

10/23/2021 (MIN 4 vs. ANA 3 OT, Gibson)

**FIRST NHL ASSIST:**

10/24/2021 (MIN 2 vs. NSH 5)

**MOST GOALS IN A GAME:**

1 (20 times, last: 4/7/24, COL 4 vs. DAL 7)

**MOST ASSISTS IN A GAME:**

1 (20 times, last: 4/7/24, COL 4 vs. DAL 7)

**MOST POINTS IN A GAME:**

2 (three times, last: 4/7/24, COL 4 vs. DAL 7, 1G, 1A)

**MOST SHOTS IN A GAME:**

5 (three times, last: 3/13/24, COL 4 at VAN 3 OT)

**MOST PIM IN A GAME:**

17 (three times, last: 11/12/23, MIN 3 vs. DAL 8)

**MOST ICE TIME IN A GAME:**

16:52 (4/13/23, MIN 3 at NSH 4 OT)

**MULTIPLE-POINT GAMES:**

3 (last: 4/7/24, COL 4 vs. DAL 7, 1G, 1A)

**LONGEST GOAL STREAK:**

2 (three times, last: 10/14/23 – 10/17/23, 2G)

**LONGEST ASSIST STREAK:**

2 (two times, last: 2/27/24 – 2/29/24, 2A)

**LONGEST POINT STREAK:**

3 (10/23/21 – 10/26/21, 1G, 2A)

**PENALTY SHOTS:** None

**SHOOTOUTS:** 0/0

**MOST GOALS IN A PLAYOFF GAME:**

1 (5/9/24, COL 3 at DAL 5)

**MOST ASSISTS IN A PLAYOFF GAME:**

None

**MOST POINTS IN A PLAYOFF GAME:**

1 (5/9/24, COL 3 at DAL 5)



# Martin FEHERVARY

Pronunciation: \MAHR-tihn FAY-uhr-vahr-ee\

## 2023-24 HIGHLIGHTS

★ ★ ★

- Ranked third on Washington in hits (188) and blocks (109) and tied for third in ice time per game (19:38)
- Ranked third among Capitals defensemen in short-handed ice time (111:44)
- Skated a career-high 27:06 on April 13 vs. Tampa Bay
- Recorded his 50th career point on April 9 at Detroit
- Had a season-high nine hits on March 24 vs. Winnipeg
- Played in his 200th career game on March 13 at Edmonton
- Scored first goal of the season on Dec. 17 at Carolina
- Scored first career Stanley Cup Playoff goal in Game 1 of the First Round at NY Rangers on April 21
- Led the Capitals in goals (2) and ranked tied for the team lead in points (3) during the playoffs

42

DOB

OCTOBER 6, 1999



BIRTHPLACE  
BRATISLAVA, SVK

DRAFTED

CAPITALS' SECOND-ROUND CHOICE,  
46TH OVERALL,  
IN THE 2018 NHL DRAFT

## CAREER

★ ★ ★

- Ranks fifth in the NHL in hits (656) among defensemen since the start of the 2021-22 season
- Led NHL rookie defensemen in goals (8) and tied for sixth in points (17) in 2021-22. In addition, Fehervary ranked second on the Capitals and sixth among NHL rookies in blocked shots (117)
- Set franchise rookie record for hits with 251, which ranked second among NHL rookies and seventh among all skaters in 2021-22
- Scored his first career goal on Oct. 23, 2021 vs. Calgary
- Is one of four Slovakian-born defensemen to play for the Capitals, joining Zdeno Chara, Milan Jurcina and Ivan Majesky
- Has participated in four World Championships with Team Slovakia (2018, 2019, 2022 and 2024), recording six points (2g, 4a) in 27 games
- Represented Slovakia at the World Junior Championship on three separate occasions (2017-2019), serving as captain in 2019, where he recorded five points (1g, 4a) in five games. Was twice named as a top-3 player on Team Slovakia (2017 and 2019)

POS	SHOOTS
D	LEFT
HEIGHT	WEIGHT
6'2"	203

# 42

**VS. THE NHL**

TEAM	GP	G	A	PTS	PIM
ANA	6	1	4	5	4
ARI	5	0	0	0	4
BOS	9	0	0	0	6
BUF	8	2	0	2	2
CGY	6	1	0	1	2
CAR	12	2	0	2	2
CHI	4	0	0	0	4
COL	6	0	2	2	2
CBJ	10	2	2	4	6
DAL	5	0	0	0	4
DET	6	0	2	2	0
EDM	4	0	1	1	2
FLA	8	0	1	1	8
LAK	6	0	0	0	2
MIN	6	1	2	3	0
MTL	9	0	3	3	4
NSH	4	0	0	0	0
NJD	8	0	2	2	0
NYI	13	0	2	2	2
NYR	10	0	2	2	11
OTT	6	0	2	2	2
PHI	10	1	2	3	4
PIT	10	3	0	3	6
SJS	5	0	1	1	2
SEA	5	1	0	1	0
STL	7	1	1	2	4
TBL	8	1	1	2	0
TOR	8	0	2	2	0
VAN	6	1	1	2	0
VGK	5	0	0	0	2
WPG	3	0	0	0	2

# MARTIN FEHERVARY

**CAREER**
**GOALS**
**8 (2021-22)**
**ASSISTS**
**13 (2023-24)**
**POINTS**
**17 (2021-22)**

**REGULAR SEASON**
**PLAYOFFS**

YEAR	TEAM	LEAGUE	GP	G	A	PTS	PIM	+/-	PP	SH	GW	S	GP	G	A	PTS	PIM
2016-17	Malmö J18	J18 Allsvenskan	-	-	-	-	-	-	-	-	-	-	2	1	1	2	6
	Malmö J20	SuperElit	32	4	5	9	41	10	-	-	-	-	2	0	0	0	0
	Malmö	SHL	9	0	0	0	0	-2	-	-	-	-	-	-	-	-	-
	Slovakia U18	WJC-18	5	1	1	2	4	1	-	-	-	-	-	-	-	-	-
2017-18	Slovakia U20	WJC-20	5	1	0	1	4	-3	-	-	-	-	-	-	-	-	-
	IK Oskarshamn	Allsvenskan	42	1	6	7	24	1	-	-	-	-	8	1	2	3	2
	HV71	SHL	1	0	0	0	0	-1	-	-	-	-	-	-	-	-	-
2018-19	Slovakia U20	WJC-20	5	1	1	2	4	0	-	-	-	-	-	-	-	-	-
	HV71	SHL	45	1	6	7	10	1	-	-	-	-	9	0	3	3	2
	Slovakia U20	WJC-20	5	1	4	5	2	1	-	-	-	-	-	-	-	-	-
2019-20	Slovakia	WC	7	0	1	1	0	-1	-	-	-	-	-	-	-	-	-
	<b>CAPITALS</b>	<b>NHL</b>	<b>6</b>	<b>0</b>	<b>1</b>	<b>1</b>	<b>6</b>	<b>-2</b>	<b>0</b>	<b>0</b>	<b>0</b>	<b>7</b>	<b>2</b>	<b>0</b>	<b>0</b>	<b>0</b>	<b>0</b>
2020-21	Hershey	AHL	56	4	10	14	32	15	0	1	0	102	-	-	-	-	-
	Hershey	AHL	24	3	14	17	29	10	0	1	2	38	-	-	-	-	-
2021-22	<b>CAPITALS</b>	<b>NHL</b>	<b>79</b>	<b>8</b>	<b>9</b>	<b>17</b>	<b>26</b>	<b>15</b>	<b>0</b>	<b>1</b>	<b>2</b>	<b>96</b>	<b>6</b>	<b>0</b>	<b>0</b>	<b>0</b>	<b>8</b>
2022-23	<b>CAPITALS</b>	<b>NHL</b>	<b>67</b>	<b>6</b>	<b>10</b>	<b>16</b>	<b>31</b>	<b>-11</b>	<b>0</b>	<b>0</b>	<b>1</b>	<b>91</b>	-	-	-	-	-
2023-24	<b>CAPITALS</b>	<b>NHL</b>	<b>66</b>	<b>3</b>	<b>13</b>	<b>16</b>	<b>24</b>	<b>-7</b>	<b>0</b>	<b>0</b>	<b>0</b>	<b>61</b>	<b>4</b>	<b>2</b>	<b>1</b>	<b>3</b>	<b>2</b>
<b>NHL / CAPITALS TOTALS</b>			<b>218</b>	<b>17</b>	<b>33</b>	<b>50</b>	<b>87</b>	<b>-5</b>	<b>0</b>	<b>1</b>	<b>3</b>	<b>255</b>	<b>12</b>	<b>2</b>	<b>1</b>	<b>3</b>	<b>10</b>

**PLAYOFFS**

TEAM	GP	G	A	PTS	PIM
BOS	1	0	0	0	0
FLA	6	0	0	0	8
NYI	1	0	0	0	0
NYR	4	2	1	3	10

**CAREER HIGHLIGHTS**
**FIRST NHL GAME:**

10/2/19 (WSH 3 at STL 2 OT)

**FIRST NHL GOAL:**

10/23/21 (WSH 3 vs. CGY 4 OT, Vladoar)

**FIRST NHL ASSIST:**

2/8/20 (WSH 2 vs. PHI 7)

**MOST GOALS IN A GAME:**

1 (17 times, last: 4/2/24, WSH 2 at BUF 6)

**MOST ASSISTS IN A GAME:**

2 (11/16/21, WSH 2 at ANA 3 OT)

**MOST POINTS IN A GAME:**

2 (two times, last: 1/17/23, WSH 2 at MIN 4)

**MOST SHOTS IN A GAME:**

5 (two times, last: 2/6/24, WSH 2 vs. MTL 5)

**MOST PIM IN A GAME:**

5 (4/2/23, WSH 2 vs. NYR 5)

**MOST ICE TIME IN A GAME:**

27:06 (4/13/24, WSH 4 vs. TBL 2)

**MULTIPLE-POINT GAMES:**

2 (last: 1/17/23, WSH 2 at MIN 4, 1G, 1A)

**LONGEST GOAL STREAK:**

2 (two times, last: 11/29/22-12/1/22, 2G)

**LONGEST ASSIST STREAK:**

3 (two times, last: 11/8/23-11/27/23, 3A)

**LONGEST POINT STREAK:**

3 (two times, last: 11/8/23-11/27/23, 3A)

**PENALTY SHOTS:** None

**SHOOTOUTS:** None

**MOST GOALS IN A PLAYOFF GAME:**

1 (two times, last: 4/28/24, WSH 2 vs. NYR 4)

**MOST ASSISTS IN A PLAYOFF GAME:**

1 (4/26/24, WSH 1 vs. NYR 3)

**MOST POINTS IN A PLAYOFF GAME:**

1 (three times, last: 4/28/24, WSH 2 vs. NYR 4)





29

DOB

FEBRUARY 9, 2002



BIRTHPLACE  
GATINEAU, QC

DRAFTED

CAPITALS' FIRST-ROUND CHOICE,  
22<sup>ND</sup> OVERALL,  
IN THE 2020 NHL DRAFT

POS	SHOOTS
C	LEFT
HEIGHT	WEIGHT
6'0"	191

# Hendrix LAPIERRE

Pronunciation: \HEHN-drihx la-pee-AIR\

## 2023-24 HIGHLIGHTS



- Set single-season career highs in goals (8), assists (14), points (22) and games played (51)
- Finished the season by recording 15 points (6g, 9a) in 26 games after being recalled from Hershey (AHL) and re-entering the Capitals' lineup on Feb. 26, ranking fourth on the team in points in that span
- Ranked first on Washington in points per 60 minutes at five-on-five (2.19)
- Recorded his first career power-play point and skated a career-high 16:50 on March 22 vs. Carolina
- Scored two goals on Feb. 26 vs. Ottawa, marking his first career multi-goal game
- Recorded his first career NHL assist, game-winning goal and multi-point game (1g, 2a) on Nov. 18 vs. Columbus
- Made his Stanley Cup Playoff debut in Game 1 of the First Round at NY Rangers on April 21 and recorded two points (1g, 1a) in four playoff games
- Registered 17 points (5g, 12a) in 21 regular-season games with the Hershey Bears
- Was awarded the Jack A. Butterfield Trophy as Calder Cup Playoffs MVP after leading all skaters with 22 points (7g, 15a) in 20 games to help the Bears win their second-straight championship
- Recorded a team-high seven points (4g, 3a) in six games during the Calder Cup Finals against Coachella Valley

## CAREER



- Recorded 30 points (15g, 15a) in 60 games during his first professional season with Hershey in 2022-23
- Won the 2023 Calder Cup with Hershey, recording six points (3g, 3a) in 20 playoff games
- Scored the game-tying goal in Game 7 of the Calder Cup Finals against Coachella Valley
- Made his NHL debut and scored his first career goal vs. the New York Rangers on Oct. 13, 2021, becoming the first Capitals rookie since 2014-15 to make his NHL debut at the age of 19 and the fifth-youngest player in franchise history to score in his debut
- Has recorded 47 points (20g, 27a) in 81 career regular-season games and 28 points (10g, 18a) in 40 career playoff games with Hershey
- Represented Canada at the 2019 Hlinka Gretzky Cup, where he led all skaters with 11 points (3g, 8a) in five games and earned a silver medal
- Appeared in 128 career QMJHL games with the Chicoutimi and Acadie-Bathurst from 2018-22, recording 144 points (44g, 100a)
- Won the Michel Bergeron Trophy as the QMJHL Offensive Rookie of the Year in 2018-19

# 29

**VS. THE NHL**

TEAM	GP	G	A	PTS	PIM
ANA	2	0	0	0	0
ARI	3	0	0	0	0
BOS	2	0	0	0	0
BUF	3	0	1	1	0
CGY	1	1	0	1	0
CAR	3	0	1	1	0
CHI	1	1	0	1	0
CBJ	3	1	2	3	0
DAL	1	0	0	0	0
DET	4	1	1	2	0
EDM	1	0	0	0	0
FLA	1	0	0	0	0
LAK	1	0	0	0	0
NSH	1	0	0	0	0
NYI	3	1	1	2	0
NYR	4	1	0	1	2
OTT	3	2	1	3	0
PHI	3	0	2	2	0
PIT	3	1	2	3	0
SJS	2	0	0	0	0
SEA	2	0	0	0	0
STL	1	0	1	1	4
TBL	3	0	1	1	0
TOR	2	0	1	1	0
VAN	1	0	0	0	0
VGK	1	0	0	0	0
WPG	2	0	0	0	0

# HENDRIX LAPIERRE

**CAREER**
**GOALS**
**8 (2023-24)**
**ASSISTS**
**14 (2023-24)**
**POINTS**
**22 (2023-24)**

**REGULAR SEASON**
**PLAYOFFS**

YEAR	TEAM	LEAGUE	GP	G	A	PTS	PIM	+/-	PP	SH	GW	S	GP	G	A	PTS	PIM
2015-16	Gatineau	QBAA	27	8	24	32	14	-	-	-	-	-	-	-	-	-	-
	Outaouais	QBAAA	10	0	1	1	4	-	-	-	-	-	-	-	-	-	-
2016-17	Outaouais	QBAAA	24	13	25	38	8	-	-	-	-	-	-	-	-	-	-
	Gatineau	QMEAA	6	4	3	7	4	-	-	-	-	-	-	-	-	-	-
2017-18	Gatineau	QMAAA	35	17	40	57	6	5	-	-	-	-	9	4	6	10	8
2018-19	Chicoutimi	QMJHL	48	13	32	45	18	5	4	0	3	102	4	3	2	5	2
2019-20	Chicoutimi	QMJHL	19	2	15	17	10	4	0	0	0	44	-	-	-	-	-
2020-21	Chicoutimi	QMJHL	21	8	23	31	12	8	3	1	0	64	9	5	7	12	4
2021-22	<b>CAPITALS</b>	<b>NHL</b>	<b>6</b>	<b>1</b>	<b>0</b>	<b>1</b>	<b>2</b>	<b>2</b>	<b>0</b>	<b>0</b>	<b>0</b>	<b>7</b>	-	-	-	-	-
	Acadie-Bathurst	QMJHL	40	21	30	51	22	15	4	0	4	150	8	4	7	11	2
2022-23	Hershey	AHL	60	15	15	30	43	7	5	0	1	114	20	3	3	6	14
2023-24	<b>CAPITALS</b>	<b>NHL</b>	<b>51</b>	<b>8</b>	<b>14</b>	<b>22</b>	<b>4</b>	<b>-1</b>	<b>0</b>	<b>0</b>	<b>1</b>	<b>51</b>	<b>4</b>	<b>1</b>	<b>1</b>	<b>2</b>	<b>0</b>
	Hershey	AHL	21	5	12	17	6	1	1	2	1	34	20	7	15	22	6
<b>NHL / CAPITALS TOTALS</b>			<b>57</b>	<b>9</b>	<b>14</b>	<b>23</b>	<b>6</b>	<b>1</b>	<b>0</b>	<b>0</b>	<b>1</b>	<b>58</b>	<b>4</b>	<b>1</b>	<b>1</b>	<b>2</b>	<b>0</b>

**PLAYOFFS**

TEAM	GP	G	A	PTS	PIM
NYR	4	1	1	2	0

**CAREER HIGHLIGHTS**
**FIRST NHL GAME:**

10/13/21 (WSH 5 vs. NYR 1)

**FIRST NHL GOAL:**

10/13/21 (WSH 5 vs. NYR 1, Georgiev)

**FIRST NHL ASSIST:**

11/18/23 (WSH 4 vs. CBJ 3)

**MOST GOALS IN A GAME:**

2 (2/26/24, WSH 6 vs. OTT 3)

**MOST ASSISTS IN A GAME:**

2 (two times, last: 3/1/24, WSH 5 vs. PHI 2)

**MOST POINTS IN A GAME:**

3 (11/18/23, WSH 4 vs. CBJ 3, 1G, 2A)

**MOST SHOTS IN A GAME:**

4 (two times, last: 4/2/24, WSH 2 at BUF 6)

**MOST PIM IN A GAME:**

4 (1/18/24, WSH 5 vs. STL 2)

**MOST ICE TIME IN A GAME:**

16:50 (3/22/24, WSH 7 vs. CAR 6 SO)

**MULTIPLE-POINT GAMES:**

4 (last: 3/1/24, WSH 5 vs. PHI 2, 2A)

**LONGEST GOAL STREAK:**

2 (two times, last: 3/7/24-3/9/24, 2G)

**LONGEST ASSIST STREAK:**

2 (two times, last: 4/2/24-4/4/24, 2A)

**LONGEST POINT STREAK:**

4 (1/18/24-3/1/24, 3G, 3A)

**PENALTY SHOTS:** None

**SHOOTOUTS:** None

**MOST GOALS IN A PLAYOFF GAME:**

1 (4/28/24, WSH 2 vs. NYR 4)

**MOST ASSISTS IN A PLAYOFF GAME:**

1 (4/23/24, WSH 3 at NYR 4)

**MOST POINTS IN A PLAYOFF GAME:**

1 (two times, last: 4/28/24, WSH 2 vs. NYR 4)



79

DOB

DECEMBER 18, 1993



BIRTHPLACE  
LAKEVILLE, MN

ACQUIRED  
SIGNED AS FREE AGENT,  
JULY 13, 2022

POS	CATCHES
G	RIGHT
HEIGHT	WEIGHT
6'2"	190

# Charlie LINDGREN

Pronunciation: \CHAHR-lee LIHND-grehn\

## 2023-24 HIGHLIGHTS

★ ★ ★

- Established single-season career highs in wins (25), shutouts (6), games played (50) and games started (48)
- Ranked tied for first in the NHL in shutouts (6)
- Ranked seventh in the NHL in save percentage (.911) and eighth in goals-against average (2.67) among goaltenders with at least 50 games played
- His 12 wins from March 7 through the end of the regular season ranked first in the NHL, while his three shutouts were tied for first
- Started 19 of the Capitals' final 22 games, posting a record of 12-6-2 with a 2.39 goals-against average, a .919 save percentage and three shutouts
- Led the NHL in wins (9) and saves (374) in the month of March
- Stopped 42 of 43 shots against on April 9 at Detroit to earn his 50th career victory
- Made a season-high 43 saves on March 28 at Toronto
- Played in his 100th career game on March 26 vs. Detroit
- Stopped all 35 shots faced on Nov. 14 vs. Vegas to earn his first shutout as a Capital
- Made his Stanley Cup Playoff debut in Game 1 of the First Round at NY Rangers on April 21
- Represented Team USA at the 2024 World Championships, posting a record of 1-1 with a 2.03 goals-against average and a .931 save percentage

## CAREER

★ ★ ★

- In 110 career games with Washington, Montreal and St. Louis, Lindgren has a record of 53-39-12 with a 2.79 goals-against average, a .909 save percentage and eight shutouts
- Named the NHL's First Star for the week ending Dec. 11, 2022. In four starts, Lindgren posted a 4-0-0 record with a 1.50 goals-against average and a .949 save percentage
- Became the 10th different Capitals goaltender to earn First Star/Player of the Week honors and the first since Braden Holtby in 2011 (for the week ending March 14)
- Co-led the NHL in wins (9) in December 2022
- Recorded his first career NHL assist and point on March 21, 2023 vs. Columbus
- Recorded a combined 74 saves through his first two games with the Capitals (10/13 at TOR: 36 saves and 10/24 at NJD: 38 saves). Lindgren's 74 saves through two games were the second-most through a goaltender's first two career contests with the Capitals behind Gary Inness in 1978-79 (76 saves)
- Posted a 5-0-0 record with a 1.22 goals-against average and a .958 save percentage in five games with the St. Louis Blues in 2021-22, becoming the first goaltender in Blues franchise history to earn wins in each of his first five appearances
- Posted a 76-65-24 record with a 2.75 goals-against average, a .903 save percentage and 11 shutouts in 171 career AHL games with the St. John's IceCaps, Laval Rocket and Springfield Thunderbirds
- Attended St. Cloud State University, where he posted a 51-29-3 record with a 2.21 goals-against average, a .921 save percentage and eight shutouts in 88 games over three seasons
- During the 2015-16 season, Lindgren was selected to the NCHC First All-Star Team, the NCAA (West) First All-American Team and named NCHC Goaltender of the Year

# 79


**VS. THE NHL**

TEAM	GP	MIN	SO	W	L	OT	GAA	Sv%
ANA	1	60	0	0	1	0	3.11	.850
ARI	3	162	0	0	2	0	4.44	.852
BOS	4	230	2	2	1	1	1.30	.949
BUF	5	261	0	2	2	0	3.68	.874
CGY	2	83	0	1	1	0	2.90	.911
CAR	4	205	0	3	1	0	2.64	.912
CHI	4	239	1	3	1	0	2.01	.937
CBJ	7	428	0	4	1	2	3.22	.900
COL	2	118	0	0	2	0	5.09	.848
DAL	6	364	0	2	2	0	2.47	.920
DET	7	426	0	5	2	0	3.24	.893
EDM	3	179	0	2	1	0	3.68	.883
FLA	6	307	0	2	3	1	2.93	.908
LAK	1	60	0	1	0	0	1.00	.974
MIN	3	172	0	0	3	0	3.49	.895
MTL	3	133	0	2	1	0	2.70	.908
NSH	2	116	0	0	2	0	3.10	.864
NJD	6	362	0	4	2	0	3.64	.885
NYI	2	65	0	1	0	0	2.70	.921
NYR	3	178	1	2	1	0	1.35	.955
OTT	1	61	0	0	0	1	2.97	.857
PHI	5	309	1	3	0	2	1.36	.952
PIT	3	179	1	1	2	0	2.34	.928
SJS	1	59	0	0	1	0	3.07	.906
SEA	2	120	0	2	0	0	1.00	.960
STL	3	183	0	1	1	1	2.94	.877
TBL	4	228	0	2	0	1	1.84	.937
TOR	8	436	0	2	5	0	4.40	.887
VAN	1	60	0	1	0	0	1.00	.955
VGK	4	209	1	2	0	1	2.01	.934
WPG	4	239	1	3	1	0	1.51	.947

# CHARLIE LINDGREN

**CAREER**

**GAMES PLAYED** 50 (2023-24)      **WINS** 25 (2023-24)      **SHUTOUTS** 6 (2023-24)


**REGULAR SEASON**
**PLAYOFFS**

YEAR	TEAM	LEAGUE	GP	W	L	OT	MIN	GA	SO	GAA	SA	SV%	GP	W	L	GAA	SV%
2011-12	Sioux Falls	USHL	33	9	19	3	1,821	101	0	3.33	1,082	.907	-	-	-	-	-
2012-13	Sioux Falls	USHL	52	34	14	2	2,853	133	2	2.80	1,331	.900	10	5	5	2.52	.921
2013-14	St. Cloud	NCAA	10	2	2	1	323	13	1	2.42	-	.905	-	-	-	-	-
2014-15	St. Cloud	NCAA	38	19	18	1	2,226	84	2	2.26	-	.919	-	-	-	-	-
2015-16	St. Cloud	NCAA	40	30	9	1	2,343	83	5	2.13	-	.925	-	-	-	-	-
	<b>Montreal</b>	<b>NHL</b>	<b>1</b>	<b>1</b>	<b>0</b>	<b>0</b>	<b>60</b>	<b>2</b>	<b>0</b>	<b>2.00</b>	<b>28</b>	<b>.929</b>	-	-	-	-	-
<b>2016-17</b>	<b>Montreal</b>	<b>NHL</b>	<b>2</b>	<b>2</b>	<b>0</b>	<b>0</b>	<b>122</b>	<b>3</b>	<b>0</b>	<b>1.48</b>	<b>59</b>	<b>.949</b>	-	-	-	-	-
	St. John's	AHL	48	24	18	6	2,859	122	5	2.56	-	.914	4	1	3	2.21	.922
<b>2017-18</b>	<b>Montreal</b>	<b>NHL</b>	<b>14</b>	<b>4</b>	<b>8</b>	<b>2</b>	<b>833</b>	<b>42</b>	<b>2</b>	<b>3.03</b>	<b>457</b>	<b>.908</b>	-	-	-	-	-
	Laval	AHL	37	8	19	9	2,161	122	2	3.39	-	.886	-	-	-	-	-
<b>2018-19</b>	<b>Montreal</b>	<b>NHL</b>	<b>1</b>	<b>1</b>	<b>0</b>	<b>0</b>	<b>65</b>	<b>5</b>	<b>0</b>	<b>4.62</b>	<b>49</b>	<b>.898</b>	-	-	-	-	-
	Laval	AHL	33	11	14	6	1,859	91	0	2.94	-	.884	-	-	-	-	-
<b>2019-20</b>	<b>Montreal</b>	<b>NHL</b>	<b>6</b>	<b>2</b>	<b>4</b>	<b>0</b>	<b>361</b>	<b>20</b>	<b>0</b>	<b>3.33</b>	<b>178</b>	<b>.888</b>	-	-	-	-	-
	Laval	AHL	16	7	6	2	923	41	1	2.67	-	.893	-	-	-	-	-
2020-21	Laval	AHL	3	2	1	0	180	7	0	2.34	-	.887	-	-	-	-	-
<b>2021-22</b>	<b>St. Louis</b>	<b>NHL</b>	<b>5</b>	<b>5</b>	<b>0</b>	<b>0</b>	<b>246</b>	<b>5</b>	<b>0</b>	<b>1.22</b>	<b>118</b>	<b>.958</b>	-	-	-	-	-
	Springfield	AHL	34	24	7	1	1,979	73	3	2.21	-	.925	8	5	3	2.79	.914
<b>2022-23</b>	<b>CAPITALS</b>	<b>NHL</b>	<b>31</b>	<b>13</b>	<b>11</b>	<b>3</b>	<b>1,692</b>	<b>86</b>	<b>0</b>	<b>3.05</b>	<b>853</b>	<b>.899</b>	-	-	-	-	-
<b>2023-24</b>	<b>CAPITALS</b>	<b>NHL</b>	<b>50</b>	<b>25</b>	<b>16</b>	<b>7</b>	<b>2,852</b>	<b>127</b>	<b>6</b>	<b>2.67</b>	<b>1,431</b>	<b>.911</b>	<b>4</b>	<b>0</b>	<b>4</b>	<b>3.58</b>	<b>.864</b>
	<b>NHL TOTALS</b>		<b>110</b>	<b>53</b>	<b>39</b>	<b>12</b>	<b>6,231</b>	<b>290</b>	<b>8</b>	<b>2.79</b>	<b>3,173</b>	<b>.909</b>	<b>4</b>	<b>0</b>	<b>4</b>	<b>3.58</b>	<b>.864</b>
	<b>CAPITALS TOTALS</b>		<b>81</b>	<b>38</b>	<b>27</b>	<b>10</b>	<b>4,544</b>	<b>213</b>	<b>6</b>	<b>2.81</b>	<b>2,284</b>	<b>.907</b>	<b>4</b>	<b>0</b>	<b>4</b>	<b>3.58</b>	<b>.864</b>

**PLAYOFFS**

TEAM	GP	MIN	SO	W	L	OT	GAA	Sv%
NYR	4	235	0	0	4	0	3.58	.864

**CAREER HIGHLIGHTS**

**FIRST NHL GAME:**  
4/7/16 (MTL 4 at CAR 2)

**FIRST NHL WIN:**  
4/7/16 (MTL 4 at CAR 2)

**FIRST NHL SHUTOUT:**  
11/5/17 (MTL 2 at CHI 0)

**MOST SHOTS FACED IN A GAME:**  
49 (two times, last: 4/6/19, MTL 6 vs. TOR 5 SO)

**MOST SAVES IN A GAME:**  
45 (3/17/18, MTL 0 at TOR 4)

**LONGEST WIN STREAK:**  
5 (three times, last: 12/5/22-12/13/22)

**LONGEST LOSING STREAK:**  
4 (3/6/18-3/17/18)

**SHOOTOUTS:**  
4-6, 13 GA on 40 attempts

**MOST SHOTS FACED IN A PLAYOFF GAME:**  
31 (4/21/24, WSH 1 at NYR 4)



88

DOB

APRIL 4, 1996



BIRTHPLACE  
TORONTO, ON

DRAFTED  
CGY SIXTH-ROUND CHOICE,  
166TH OVERALL,  
IN THE 2015 NHL DRAFT

ACQUIRED  
FROM CGY FOR COL'S  
SECOND-ROUND PICK IN THE 2025  
NHL DRAFT,  
JUNE 27, 2024

POS	SHOOTS
LW	LEFT
HEIGHT	WEIGHT
5'10"	183

# Andrew MANGIAPANE

Pronunciation: \AN-droo man-gee-ah-PAH-nee\

## 2023-24 HIGHLIGHTS

★ ★ ★

- Recorded 40 points (14g, 26a) in 75 games with Calgary, reaching the 40-point mark for the third-straight season
- Tied his single-season career high in assists (also 26a in 2022-23)
- Thirty-six of Mangiapane's 40 points came at even strength, which ranked third on the Flames
- Ranked sixth on Calgary in assists, points and plus-minus (+7) and tied for sixth in goals
- Accounted for 72 high danger scoring chances for, which tied for the team lead
- Appeared in his 400th career game and scored a goal on Feb. 28 vs. Los Angeles
- Tallied his 100th career assist Feb. 19 vs. Winnipeg
- Recorded his 200th career point on Jan. 13 vs. Vegas
- Recorded his first career three-assist game on Dec. 31 vs. Philadelphia
- Scored his 100th career goal on Nov. 20 at Seattle
- Skated a season-high 19:50 on Oct. 29 at Edmonton
- Scored two goals on Oct. 11 vs. Winnipeg
- Named the Calgary Flames nominee for the 2024 King Clancy Memorial Trophy
- Served as an alternate captain for Team Canada at the 2024 World Championships, where he recorded seven points (1g, 6a) in 10 games

## CAREER

★ ★ ★

- Has recorded 215 points (109g, 106a) in 417 career games with Calgary
- Recorded a career-high 35 goals and 55 points in 82 games in 2021-22
- Has registered 12 points (6g, 6a) in 27 career playoff games
- Skated a career high 23:22 on Feb. 20, 2021 at Edmonton
- Recorded his first and only career hat trick on Feb. 17, 2020 vs. Anaheim
- Has represented Canada at the 2021 and 2024 IIHF World Championships, earning a gold medal in 2021
- Scored seven goals in seven games at the 2021 tournament, which led all skaters, and was named the tournament's Most Valuable Player
- Played parts of three seasons with the Stockton Heat (AHL), recording 104 points (50g, 54a) in 120 career games
- Recorded 261 points (118g, 143a) in 195 career OHL games with Barrie from 2013-16
- Was named to the 2013-14 OHL All-Rookie Team and the 2015-16 OHL Second All-Star Team

# 88

**VS. THE NHL**

TEAM	GP	G	A	PTS	PIM
ANA	16	8	5	13	16
ARI	16	1	6	7	4
BOS	8	1	1	2	0
BUF	9	3	0	3	6
CAR	11	0	2	2	2
CHI	15	1	0	1	4
COL	12	3	1	4	6
CBJ	10	3	5	8	4
DAL	13	5	5	10	6
DET	9	5	0	5	4
EDM	27	7	13	20	8
FLA	11	1	3	4	6
LAK	16	5	2	7	2
MIN	16	3	1	4	10
MTL	17	3	8	11	16
NSH	12	3	6	9	6
NJD	9	4	1	5	0
NYI	8	3	1	4	2
NYR	8	4	3	7	0
OTT	19	3	4	7	12
PHI	9	3	6	9	6
PIT	9	1	3	4	0
SJS	16	1	4	5	2
SEA	11	3	2	5	19
STL	11	1	3	4	0
TBL	9	2	2	4	2
TOR	18	5	4	9	6
VAN	27	11	3	14	10
VGK	16	4	4	8	12
WSH	9	4	3	7	2
WPG	20	8	5	13	8

# ANDREW MANGIAPANE

**CAREER**
**GOALS**  
**35 (2021-22)**
**ASSISTS**  
**26 (2022-23)**
**POINTS**  
**55 (2021-22)**

**REGULAR SEASON**
**PLAYOFFS**

YEAR	TEAM	LEAGUE	GP	G	A	PTS	PIM	+/-	PP	SH	GW	S	GP	G	A	PTS	PIM
2012-13	Toronto	GTHL	32	14	22	36	22	-	-	-	-	-	7	5	2	7	8
	Toronto	OJHL	4	0	0	0	2	-	-	-	-	-	-	-	-	-	-
2013-14	Barrie	OHL	68	24	27	51	28	19	1	1	2	-	11	2	5	7	8
2014-15	Barrie	OHL	68	43	61	104	54	24	16	2	2	-	9	6	4	10	12
2015-16	Barrie	OHL	59	51	55	106	50	40	10	8	6	213	15	10	11	21	14
2016-17	Stockton	AHL	66	20	21	41	64	4	11	0	2	132	5	1	2	3	2
<b>2017-18</b>	<b>Calgary</b>	<b>NHL</b>	<b>10</b>	<b>0</b>	<b>0</b>	<b>0</b>	<b>2</b>	<b>-3</b>	<b>0</b>	<b>0</b>	<b>0</b>	<b>7</b>	-	-	-	-	-
	Stockton	AHL	39	21	25	46	20	17	6	0	2	105	-	-	-	-	-
<b>2018-19</b>	<b>Calgary</b>	<b>NHL</b>	<b>44</b>	<b>8</b>	<b>5</b>	<b>13</b>	<b>12</b>	<b>11</b>	<b>0</b>	<b>0</b>	<b>1</b>	<b>65</b>	<b>5</b>	<b>1</b>	<b>0</b>	<b>1</b>	<b>0</b>
	Stockton	AHL	15	9	8	17	20	-5	2	0	1	39	-	-	-	-	-
<b>2019-20</b>	<b>Calgary</b>	<b>NHL</b>	<b>68</b>	<b>17</b>	<b>15</b>	<b>32</b>	<b>18</b>	<b>4</b>	<b>0</b>	<b>0</b>	<b>2</b>	<b>109</b>	<b>10</b>	<b>2</b>	<b>3</b>	<b>5</b>	<b>6</b>
<b>2020-21</b>	<b>Calgary</b>	<b>NHL</b>	<b>56</b>	<b>18</b>	<b>14</b>	<b>32</b>	<b>24</b>	<b>1</b>	<b>2</b>	<b>1</b>	<b>4</b>	<b>91</b>	-	-	-	-	-
	Canada	WC	7	7	4	11	0	8	-	-	-	-	-	-	-	-	-
<b>2021-22</b>	<b>Calgary</b>	<b>NHL</b>	<b>82</b>	<b>35</b>	<b>20</b>	<b>55</b>	<b>38</b>	<b>20</b>	<b>8</b>	<b>2</b>	<b>8</b>	<b>185</b>	<b>12</b>	<b>3</b>	<b>3</b>	<b>6</b>	<b>10</b>
<b>2022-23</b>	<b>Calgary</b>	<b>NHL</b>	<b>82</b>	<b>17</b>	<b>26</b>	<b>43</b>	<b>40</b>	<b>12</b>	<b>2</b>	<b>0</b>	<b>1</b>	<b>182</b>	-	-	-	-	-
<b>2023-24</b>	<b>Calgary</b>	<b>NHL</b>	<b>75</b>	<b>14</b>	<b>26</b>	<b>40</b>	<b>47</b>	<b>7</b>	<b>2</b>	<b>1</b>	<b>0</b>	<b>122</b>	-	-	-	-	-
	Canada	WC	10	1	6	7	2	3	-	-	-	-	-	-	-	-	-
<b>NHL TOTALS</b>			<b>417</b>	<b>109</b>	<b>106</b>	<b>215</b>	<b>181</b>	<b>52</b>	<b>14</b>	<b>4</b>	<b>16</b>	<b>761</b>	<b>27</b>	<b>6</b>	<b>6</b>	<b>12</b>	<b>16</b>

**PLAYOFFS**

TEAM	GP	G	A	PTS	PIM
COL	5	1	0	1	0
DAL	13	2	1	3	8
EDM	5	2	2	4	4
WPG	4	1	3	4	4

**CAREER HIGHLIGHTS**
**FIRST NHL GAME:**

12/31/2017 (CGY 4 vs. CHI 3 OT)

**FIRST NHL GOAL:**

2/9/19 (CGY 3 at VAN 4 OT, Markstrom)

**FIRST NHL ASSIST:**

1/13/19 (CGY 7 vs. ARI 1)

**MOST GOALS IN A GAME:**

3 (2/17/20, CGY 6 vs. ANA 4)

**MOST ASSISTS IN A GAME:**

3 (12/31/23, CGY 4 vs. PHI 3)

**MOST POINTS IN A GAME:**

4 (2/17/20, CGY 6 vs. ANA 4, 3G, 1A)

**MOST SHOTS IN A GAME:**

8 (11/18/21, CGY 5 at BUF 0)

**MOST PIM IN A GAME:**

15 (11/4/23, CGY 6 at SEA 3)

**MOST ICE TIME IN A GAME:**

23:22 (2/20/21, CGY 1 at EDM 7)

**MULTIPLE-POINT GAMES:**

39 (last: 2/19/24, CGY 6 vs. WPG 3, 1G, 1A)

**LONGEST GOAL STREAK:**

5 (5/13/21 – 10/16/21, 6G)

**LONGEST ASSIST STREAK:**

4 (4/10/23 – 10/14/23, 5A)

**LONGEST POINT STREAK:**

7 (2/1/22 – 2/16/22, 6G, 3A)

**PENALTY SHOTS:** None

**SHOOTOUTS:** 0/4

**MOST GOALS IN A PLAYOFF GAME:**

1 (six times, last: 5/26/22, CGY 4 vs. EDM 5 OT)

**MOST ASSISTS IN A PLAYOFF GAME:**

2 (two times, last: 5/18/22, CGY 9 vs. EDM 6)

**MOST POINTS IN A PLAYOFF GAME:**

3 (5/18/22, CGY 9 vs. EDM 6, 1G, 2A)



# Dylan McILRATH

Pronunciation: \DIH-luhn MAK-ihl-rath\

## 2023-24 HIGHLIGHTS ★ ★ ★

- Registered one assist and five penalty minutes in three regular-season games with Washington
- Made his Capitals' season debut on Nov. 14 vs. Vegas
- Appeared in all four of Washington's Stanley Cup Playoff games, where he averaged 11:33 of ice time per game and posted a team-leading +2 plus/minus rating
- Recorded his first career Stanley Cup Playoff point, an assist, in Game 2 of the First Round at NY Rangers on April 23
- Captained the Hershey Bears to their second-straight Calder Cup championship
- Became just the third player in Hershey franchise history to captain the club to multiple Calder Cups, joining Ellard "Obie" O'Brien (1958-59) and Bryan Helmer (2009-10)
- Appeared in all 20 of Hershey's playoff games, tallying three assists
- Recorded nine points (3g, 6a) in 58 regular-season games with Hershey
- Led Hershey in penalty minutes (100) for the third consecutive season
- Was named to the 2024 AHL Atlantic Division All-Star Team

52

DOB

APRIL 20, 1992



BIRTHPLACE  
WINNIPEG, MB

DRAFTED  
NYR FIRST-ROUND CHOICE,  
10TH OVERALL,  
IN THE 2010 NHL DRAFT

ACQUIRED  
SIGNED AS FREE AGENT,  
OCTOBER 28, 2021

## CAREER ★ ★ ★

- Has recorded seven points (3g, 4a) and 133 penalty minutes in 75 career NHL games with Washington, Detroit, Florida and NY Rangers
- Registered one assist and seven penalty minutes in six games with Washington in 2022-23
- Established NHL single-season career highs in games goals (2), assists (2), points (4) and games played (34) during the 2015-16 season with the NY Rangers
- Made his NHL debut on Dec. 12, 2013 vs. Columbus as a member of the NY Rangers
- Recorded his first career NHL point, an assist, on Dec. 11, 2015 at Edmonton
- Scored his first career NHL goal on Dec. 15, 2015 vs. Edmonton
- Registered a career-high eight hits on March 3, 2016 at Pittsburgh
- Skated a career-high 22:57 on April 9, 2016 at San Jose
- Has recorded 122 points (30g, 92a) and 1,204 penalty minutes in 618 career AHL games with Hershey, Grand Rapids, Hartford, Springfield and Connecticut
- Has added 13 points (2g, 11a) and 133 penalty minutes in 91 career AHL playoff games
- Three-time Calder Cup Champion (2023-24: Hershey; 2022-23: Hershey; 2016-17: Grand Rapids)
- Signed a two-year contract extension with Washington on July 2, 2023

POS	SHOOTS
D	RIGHT
HEIGHT	WEIGHT
6'5"	240

# 52

**VS. THE NHL**

TEAM	GP	G	A	PTS	PIM
ANA	4	0	1	1	11
BOS	4	0	0	0	17
BUF	4	1	0	1	0
CGY	2	0	0	0	7
CAR	1	0	0	0	0
CHI	1	0	0	0	0
COL	2	0	0	0	0
CBJ	3	0	0	0	11
DET	3	0	1	1	0
EDM	3	1	1	2	2
FLA	1	0	0	0	0
LAK	2	0	0	0	2
MIN	3	1	0	1	14
NJD	4	0	0	0	9
NYI	5	0	0	0	8
NYR	2	0	0	0	2
OTT	2	0	0	0	0
PHI	4	0	1	1	16
PIT	5	0	0	0	4
SJS	3	0	0	0	6
STL	1	0	0	0	9
TBL	1	0	0	0	2
TOR	3	0	0	0	0
VAN	2	0	0	0	0
VGK	2	0	0	0	5
WSH	4	0	0	0	4
WPG	4	0	0	0	4

**PLAYOFFS**

TEAM	GP	G	A	PTS	PIM
PIT	1	0	0	0	0
NYR	4	0	0	0	10

## DYLAN McILRATH

**CAREER**
**GOALS**


2 (2015-16)

**ASSISTS**

2 (2015-16)

**POINTS**

4 (2015-16)


**REGULAR SEASON**
**PLAYOFFS**

YEAR	TEAM	LEAGUE	GP	G	A	PTS	PIM	+/-	PP	SH	GW	S	GP	G	A	PTS	PIM
2010-11	Moose Jaw	WHL	62	5	18	23	153	0	2	0	0	-	6	0	0	0	15
	Connecticut	AHL	2	0	0	0	7	-1	0	0	0	1	-	-	-	-	-
2011-12	Moose Jaw	WHL	52	3	20	23	127	7	0	1	0	-	14	0	6	6	12
	Connecticut	AHL	-	-	-	-	-	-	-	-	-	-	5	0	0	0	9
2012-13	Connecticut	AHL	45	0	5	5	125	7	0	0	0	38	-	-	-	-	-
<b>2013-14</b>	<b>NY Rangers</b>	<b>NHL</b>	<b>2</b>	<b>0</b>	<b>0</b>	<b>0</b>	<b>7</b>	<b>-1</b>	<b>0</b>	<b>0</b>	<b>0</b>	<b>0</b>	-	-	-	-	-
	Hartford	AHL	62	6	11	17	165	2	0	0	2	76	-	-	-	-	-
<b>2014-15</b>	<b>NY Rangers</b>	<b>NHL</b>	<b>1</b>	<b>0</b>	<b>0</b>	<b>0</b>	<b>9</b>	<b>0</b>	<b>0</b>	<b>0</b>	<b>0</b>	<b>0</b>	-	-	-	-	-
	Hartford	AHL	73	6	11	17	165	5	0	0	2	78	15	0	2	2	23
<b>2015-16</b>	<b>NY Rangers</b>	<b>NHL</b>	<b>34</b>	<b>2</b>	<b>2</b>	<b>4</b>	<b>64</b>	<b>7</b>	<b>0</b>	<b>0</b>	<b>0</b>	<b>28</b>	<b>1</b>	<b>0</b>	<b>0</b>	<b>0</b>	<b>0</b>
<b>2016-17</b>	<b>NY Rangers</b>	<b>NHL</b>	<b>1</b>	<b>0</b>	<b>0</b>	<b>0</b>	<b>4</b>	<b>0</b>	<b>0</b>	<b>0</b>	<b>0</b>	<b>0</b>	-	-	-	-	-
	Hartford	AHL	4	0	0	0	11	-3	0	0	0	5	-	-	-	-	-
	Florida	NHL	5	1	0	1	10	-2	0	0	0	3	-	-	-	-	-
	Springfield	AHL	18	1	3	4	28	0	0	0	0	27	-	-	-	-	-
	Grand Rapids	AHL	21	0	4	4	42	-3	0	0	0	21	19	0	5	5	25
2017-18	Grand Rapids	AHL	76	7	10	17	119	8	0	0	0	100	5	0	0	0	4
<b>2018-19</b>	<b>Detroit</b>	<b>NHL</b>	<b>7</b>	<b>0</b>	<b>0</b>	<b>0</b>	<b>4</b>	<b>2</b>	<b>0</b>	<b>0</b>	<b>0</b>	<b>6</b>	-	-	-	-	-
	Grand Rapids	AHL	52	1	9	10	98	13	0	0	1	65	4	0	0	0	10
<b>2019-20</b>	<b>Detroit</b>	<b>NHL</b>	<b>16</b>	<b>0</b>	<b>0</b>	<b>0</b>	<b>23</b>	<b>-4</b>	<b>0</b>	<b>0</b>	<b>0</b>	<b>14</b>	-	-	-	-	-
	Grand Rapids	AHL	44	0	8	8	73	-5	0	0	0	45	-	-	-	-	-
2020-21	Grand Rapids	AHL	29	2	6	8	70	2	0	0	0	40	-	-	-	-	-
2021-22	Hershey	AHL	74	4	6	10	99	4	0	0	0	100	3	1	0	1	4
<b>2022-23</b>	<b>CAPITALS</b>	<b>NHL</b>	<b>6</b>	<b>0</b>	<b>1</b>	<b>1</b>	<b>7</b>	<b>-6</b>	<b>0</b>	<b>0</b>	<b>0</b>	<b>1</b>	-	-	-	-	-
	Hershey	AHL	60	0	13	13	102	6	0	0	0	77	20	1	1	2	44
<b>2023-24</b>	<b>CAPITALS</b>	<b>NHL</b>	<b>3</b>	<b>0</b>	<b>1</b>	<b>1</b>	<b>5</b>	<b>1</b>	<b>0</b>	<b>0</b>	<b>0</b>	<b>1</b>	<b>4</b>	<b>0</b>	<b>0</b>	<b>0</b>	<b>10</b>
	Hershey	AHL	58	3	6	9	100	6	0	0	0	46	20	0	3	3	14
<b>NHL TOTALS</b>			<b>75</b>	<b>3</b>	<b>4</b>	<b>7</b>	<b>133</b>	<b>-3</b>	<b>0</b>	<b>0</b>	<b>0</b>	<b>53</b>	<b>5</b>	<b>0</b>	<b>0</b>	<b>0</b>	<b>10</b>
<b>CAPITALS TOTALS</b>			<b>9</b>	<b>0</b>	<b>2</b>	<b>2</b>	<b>12</b>	<b>-5</b>	<b>0</b>	<b>0</b>	<b>0</b>	<b>2</b>	<b>4</b>	<b>0</b>	<b>0</b>	<b>0</b>	<b>10</b>

**CAREER HIGHLIGHTS**
**FIRST NHL GAME:**

12/12/13 (NYR 2 vs. CBJ 4)

**FIRST NHL GOAL:**

12/15/15 (WSH 4 5 vs. EDM, Nilsson)

**FIRST NHL ASSIST:**

12/11/15 (NYR 5 at EDM 7)

**MOST GOALS IN A GAME:**

1 (three times, last: 12/13/16, FLA 1 at MIN 5)

**MOST ASSISTS IN A GAME:**

1 (four times, last: 4/16/24, WSH 2 at PHI 1)

**MOST POINTS IN A GAME:**

1 (seven times, last: 4/16/24, WSH 2 at PHI 1, 1A)

**MOST SHOTS IN A GAME:**

3 (two times, last: 11/19/19, DET 3 vs. OTT 4)

**MOST PIM IN A GAME:**

17 (11/27/15, NYR 3 at BOS 4)

**MOST ICE TIME IN A GAME:**

22:57 (4/9/16, NYR 3 vs. DET 2)

**MULTIPLE-POINT GAMES:**

None

**LONGEST GOAL STREAK:**

None

**LONGEST ASSIST STREAK:**

None

**LONGEST POINT STREAK:**

None

**PENALTY SHOTS:**

None

**SHOOTOUTS:**

None

**MOST GOALS IN A PLAYOFF GAME:**

None

**MOST ASSISTS IN A PLAYOFF GAME:**

None

**MOST POINTS IN A PLAYOFF GAME:**

None





24

DOB

JANUARY 15, 2001



BIRTHPLACE  
AJAX, ON

DRAFTED  
CAPITALS' FIRST-ROUND CHOICE,  
25TH OVERALL,  
IN THE 2019 NHL DRAFT

POS	SHOOTS
C	LEFT
HEIGHT	WEIGHT
6'0"	180

# Connor McMICHAEL

Pronunciation: \KAW-nuhr muhk-MIGH-kuhl\

## 2023-24 HIGHLIGHTS



- Established single-season career highs in games played (80), goals (18), assists (15) and points (33)
- Ranked tied for fourth on Washington in goals, fifth in shots (135) and sixth in points
- Registered eight multi-point games
- Recorded his first career multi-goal game on Feb. 20 vs. New Jersey
- Scored his first career power-play goal on Jan. 3 vs. New Jersey
- Skated a career-high 20:02 on Dec. 14 at Philadelphia
- Played in his 100th career game on Dec. 10 at Chicago
- Scored his first career shorthanded goal and added an assist on Nov. 8 vs. Florida
- Scored his first career game-winning goal on Oct. 25 at New Jersey
- Recorded his first career playoff assist in Game 2 of the First Round at NY Rangers on April 23

## CAREER



- Led Capitals rookies in goals (9) and points (18) and tied for first in assists (9) in 2021-22
- Recorded two assists in his fifth career game on October 25, 2021 at Ottawa, marking his first career NHL points
- Scored his first career goal on November 4, 2021 at Florida
- Spent the 2022-23 season with Hershey, establishing AHL single-season career highs in games (57), goals (16), assists (23), points (39) and shots (153)
- Appeared in all 20 of Hershey's playoff games en route to the 2023 Calder Cup championship, registering ten points (6g, 4a)
- Led Hershey in goals and shots (51) and ranked tied for sixth in points during the playoffs
- Led Hershey in goals (14) and points (27) in his first AHL season in 2020-21, appearing in all 33 games.
- Named to the 2020-21 AHL North Division All-Star Team and the AHL All-Rookie Team, becoming the first Capitals prospect to receive the honor since John Carlson (2009-10)
- Twice represented Canada at the World Junior Championship, earning a gold medal at the 2020 tournament and a silver medal in 2021
- Recorded a goal and an assist in the 2020 gold medal game and finished with seven points (5g, 2a) in seven games in the tournament, the second-most goals on Canada and tied for the fourth-most goals among all players
- Named to the OHL Second All-Star Team in 2019-20 after finishing the season ranked third in the league in goals (47) and points (102)

# 24

**VS. THE NHL**

TEAM	GP	G	A	PTS	PIM
ANA	4	0	0	0	2
ARI	4	0	0	0	0
BOS	6	0	2	2	0
BUF	7	2	1	3	6
CGY	4	1	0	1	0
CAR	9	1	2	3	6
CHI	4	0	1	1	0
COL	3	1	0	1	0
CBJ	6	1	0	1	0
DAL	4	1	2	3	2
DET	7	1	0	1	2
EDM	3	1	0	1	0
FLA	6	3	2	5	2
LAK	4	2	1	3	2
MIN	3	1	1	2	0
MTL	5	1	1	2	2
NSH	4	0	0	0	2
NJD	7	5	0	5	0
NYI	6	0	1	1	2
NYR	6	0	1	1	2
OTT	7	0	4	4	7
PHI	6	1	1	2	2
PIT	8	0	1	1	4
SJS	3	0	0	0	0
SEA	4	1	0	1	0
STL	4	0	0	0	2
TBL	6	2	0	2	2
TOR	4	1	0	1	0
VAN	4	0	1	1	2
VGK	3	1	0	1	0
WPG	4	0	2	2	2

# CONNOR McMICHAEL

**CAREER**
**GOALS**  
 18 (2023-24)

**ASSISTS**  
 15 (2023-24)

**POINTS**  
 33 (2023-24)

**REGULAR SEASON**
**PLAYOFFS**

YEAR	TEAM	LEAGUE	GP	G	A	PTS	PIM	+/-	PP	SH	GW	S	GP	G	A	PTS	PIM
2016-17	Ajax/Pickering	ETAMMHL	34	35	27	62	28	-	-	-	-	-	7	7	3	10	12
	Ajax/Pickering	ETAHL	1	1	2	3	0	-	-	-	-	-	-	-	-	-	-
	St. Michael's	OJHL	1	0	0	0	0	-	-	-	-	-	-	-	-	-	-
2017-18	Hamilton	OHL	32	5	5	10	10	-5	0	0	2	67	-	-	-	-	-
	London	OHL	28	3	3	6	4	-2	0	0	2	27	-	-	-	-	-
	Canada White	WJC-17	6	1	3	4	0	-	-	-	-	-	-	-	-	-	-
2018-19	London	OHL	67	36	36	72	19	15	10	1	4	221	11	2	3	5	2
2019-20	London	OHL	52	47	55	102	26	32	16	2	8	283	-	-	-	-	-
	Canada U20	WJC-20	7	5	2	7	0	2	-	-	-	-	-	-	-	-	-
2020-21	<b>CAPITALS</b>	<b>NHL</b>	<b>1</b>	<b>0</b>	<b>0</b>	<b>0</b>	<b>2</b>	<b>0</b>	<b>0</b>	<b>0</b>	<b>0</b>	<b>1</b>	-	-	-	-	-
	Hershey	AHL	33	14	13	27	14	6	6	0	8	127	-	-	-	-	-
	Canada U20	WJC-20	7	4	4	8	4	8	-	-	-	-	-	-	-	-	-
2021-22	<b>CAPITALS</b>	<b>NHL</b>	<b>68</b>	<b>9</b>	<b>9</b>	<b>18</b>	<b>10</b>	<b>-3</b>	<b>0</b>	<b>0</b>	<b>0</b>	<b>105</b>	<b>4</b>	<b>0</b>	<b>1</b>	<b>1</b>	<b>0</b>
2022-23	<b>CAPITALS</b>	<b>NHL</b>	<b>6</b>	<b>0</b>	<b>0</b>	<b>0</b>	<b>5</b>	<b>0</b>	<b>0</b>	<b>0</b>	<b>0</b>	<b>2</b>	-	-	-	-	-
	Hershey	AHL	57	16	23	39	12	0	2	0	3	153	20	6	4	10	6
2023-24	<b>CAPITALS</b>	<b>NHL</b>	<b>80</b>	<b>18</b>	<b>15</b>	<b>33</b>	<b>34</b>	<b>-20</b>	<b>2</b>	<b>1</b>	<b>3</b>	<b>135</b>	<b>4</b>	<b>1</b>	<b>0</b>	<b>1</b>	<b>2</b>
<b>NHL/CAPITALS TOTALS</b>			<b>155</b>	<b>27</b>	<b>24</b>	<b>51</b>	<b>51</b>	<b>-23</b>	<b>2</b>	<b>1</b>	<b>3</b>	<b>243</b>	<b>8</b>	<b>1</b>	<b>1</b>	<b>2</b>	<b>2</b>

**PLAYOFFS**

TEAM	GP	G	A	PTS	PIM
FLA	4	0	1	1	0
NYR	4	1	0	1	2

**CAREER HIGHLIGHTS**
**FIRST NHL GAME:**

1/24/21 (WSH 3 vs. BUF 4 SO)

**FIRST NHL GOAL:**

11/4/21 (WSH 4 at FLA 5 OT, Knight)

**FIRST NHL ASSIST:**

10/25/21 (WSH 7 at OTT 5)

**MOST GOALS IN A GAME:**

2 (two times, last: 2/22/24, WSH 5 at TBL 3)

**MOST ASSISTS IN A GAME:**

2 (two times, last: 2/26/24, WSH 6 vs. OTT 3)

**MOST POINTS IN A GAME:**

2 (eight times, last: 3/22/24, WSH 7 vs. CAR 6 SO, 1G, 1A)

**MOST SHOTS IN A GAME:**

6 (three times, last: 11/8/23, WSH 3 vs. FLA 4 OT)

**MOST PIM IN A GAME:**

5 (10/20/22, WSH 2 at OTT 5)

**MOST ICE TIME IN A GAME:**

20:02 (12/14/23, WSH 3 at PHI 4 SO)

**MULTIPLE-POINT GAMES:**

8 (last: 3/22/24, WSH 7 vs. CAR 6 SO, 1G, 1A)

**LONGEST GOAL STREAK:**

2 (three times, last: 3/20/24-3/22/24, 2G)

**LONGEST ASSIST STREAK:**

2 (three times, last: 3/22/24-3/24/24, 2A)

**LONGEST POINT STREAK:**

4 (3/20/24-3/26/24, 3G, 2A)

**PENALTY SHOTS:** None

**SHOOTOUTS:** 0/3

**MOST GOALS IN A PLAYOFF GAME:**

1 (4/23/24, WSH 3 at NYR 4)

**MOST ASSISTS IN A PLAYOFF GAME:**

1 (5/11/22, WSH 3 at FLA 5)

**MOST POINTS IN A PLAYOFF GAME:**

1 (two times, last: 4/23/24, WSH 3 at NYR 4)



15

**DOB**

**MAY 12, 1996**



**BIRTHPLACE**  
**MASSAPEQUA, NY**

**DRAFTED**

**CBJ FIRST-ROUND CHOICE,  
16TH OVERALL,  
IN THE 2014 NHL DRAFT**

**ACQUIRED**

**SIGNED AS FREE AGENT,  
OCTOBER 16, 2022**

<b>POS</b>	<b>SHOOTS</b>
<b>LW</b>	<b>LEFT</b>
<b>HEIGHT</b>	<b>WEIGHT</b>
<b>6'0"</b>	<b>200</b>

# Sonny MILANO

**Pronunciation: \SUH-nee mih-LA-noh\**

## 2023-24 HIGHLIGHTS



- Scored a career-high 15 goals and posted a career-best 30.0 shooting percentage
- Milano's 30.0 shooting percentage (15 goals on 50 shots) ranked first in the NHL (min. 40 GP)
- His 0.31 goals-per-game rate marked a career high and was the fourth highest on Washington
- Ranked sixth on Washington in goals
- Ranked second on the team in goals per 60 minutes at five-on-five (1.29) and third in points per 60 minutes at five-on-five (2.05)
- Scored two goals on April 13 vs. Tampa Bay, marking his second multi-goal performance of the year and the seventh of his career
- Played in his 300th career game on March 24 vs. Winnipeg
- Recorded his first career NHL hat trick and a season-high 19:11 of ice time on March 22 vs. Carolina
- Recorded a career-long five-game goal streak (2/24/24-3/9/24: 5g)

## CAREER



- Recorded 33 points (11g, 22a) in 64 games in 2022-23, establishing a new single-season career high in assists
- Made his Capitals debut on Nov. 5, 2022 vs. Arizona
- Recorded his 100th career point on Jan. 6, 2023 vs. Nashville
- Played in his 200th career game and recorded his first point as a Capital on Nov. 9, 2022 vs. Pittsburgh
- Established single-season career highs in assists (20), points (34) and games played (66) and tied his career high in goals (14) in 2021-22 with Anaheim
- Made his NHL debut with the Columbus Blue Jackets on March 31, 2016 at the NY Islanders
- Scored his first career NHL goal on Oct. 6, 2016 vs. the NY Islanders
- Won the Calder Cup in 2016 with the Lake Erie Monsters, registering eight points (4g, 4a) in 17 games
- Recorded 118 points (47g, 71a) in 171 AHL games
- Represented the United States at the 2014 Under-18 World Junior Championship, the 2015 and 2016 Under-20 World Junior Championships and the 2018 World Championship
- Scored the gold medal clinching goal for the U.S. at the 2014 Under-18 World Junior Championship
- Earned bronze medals at the 2016 Under-20 World Junior Championship and at the 2018 World Championships

# 15

**VS. THE NHL**

TEAM	GP	G	A	PTS	PIM
ANA	8	1	0	1	2
ARI	12	3	1	4	4
BOS	10	2	0	2	2
BUF	11	3	2	5	0
CGY	10	2	6	8	2
CAR	12	6	3	9	4
CHI	9	2	2	4	2
COL	10	2	0	2	2
CBJ	8	3	2	5	0
DAL	5	1	0	1	4
DET	9	1	2	3	0
EDM	9	3	2	5	6
FLA	13	2	1	3	0
LAK	9	1	3	4	4
MIN	8	0	1	1	0
MTL	11	1	2	3	12
NSH	5	1	1	2	0
NJD	10	1	5	6	8
NYI	11	1	2	3	0
NYR	13	2	0	2	0
OTT	11	3	2	5	4
PHI	13	5	4	9	4
PIT	14	2	7	9	2
SJS	9	4	4	8	4
SEA	6	0	2	2	2
STL	12	1	3	4	4
TBL	10	4	2	6	2
TOR	10	0	3	3	0
VAN	7	1	2	3	0
VGK	11	0	7	7	0
WSH	5	2	3	5	0
WPG	9	2	1	3	0

# SONNY MILANO

**CAREER**
**GOALS**
**15 (2023-24)**
**ASSISTS**
**22 (2022-23)**
**POINTS**
**34 (2021-22)**

**REGULAR SEASON**
**PLAYOFFS**

YEAR	TEAM	LEAGUE	GP	G	A	PTS	PIM	+/-	PP	SH	GW	S	GP	G	A	PTS	PIM
2012-13	USA U-17	NTDP	56	20	27	47	20	-	-	-	-	-	-	-	-	-	-
	Team USA	USHL	38	10	12	22	12	-27	-	-	-	-	-	-	-	-	-
	USA	WJC-17	6	4	6	10	6	-	-	-	-	-	-	-	-	-	-
2013-14	USA U-18	NTDP	58	29	57	86	23	-	-	-	-	-	-	-	-	-	-
	Team USA	USHL	25	14	25	39	21	21	-	-	-	-	-	-	-	-	-
	USA	WJC-18	7	3	7	10	4	6	--	-	-	-	-	-	-	-	-
2014-15	Springfield	AHL	10	0	5	5	0	-7	0	0	0	10	-	-	-	-	-
	USA	WJC-20	5	2	2	4	2	2	-	-	-	-	-	-	-	-	-
2015-16	<b>Columbus</b>	<b>NHL</b>	<b>3</b>	<b>0</b>	<b>1</b>	<b>1</b>	<b>0</b>	<b>1</b>	<b>0</b>	<b>0</b>	<b>0</b>	<b>2</b>	-	-	-	-	-
	Lake Erie	AHL	54	14	17	31	22	12	6	0	3	98	17	4	4	8	4
2016-17	<b>Columbus</b>	<b>NHL</b>	<b>4</b>	<b>0</b>	<b>0</b>	<b>0</b>	<b>0</b>	<b>-3</b>	<b>0</b>	<b>0</b>	<b>0</b>	<b>2</b>	<b>1</b>	<b>0</b>	<b>0</b>	<b>0</b>	<b>0</b>
	Cleveland	AHL	63	18	29	47	24	-5	5	2	1	143	-	-	-	-	-
2017-18	<b>Columbus</b>	<b>NHL</b>	<b>55</b>	<b>14</b>	<b>8</b>	<b>22</b>	<b>10</b>	<b>-8</b>	<b>0</b>	<b>0</b>	<b>3</b>	<b>69</b>	<b>3</b>	<b>0</b>	<b>0</b>	<b>0</b>	<b>0</b>
	Cleveland	AHL	9	2	3	5	4	-4	1	0	1	17	-	-	-	-	-
	USA	WC	8	1	1	2	4	3	-	-	-	-	-	-	-	-	-
2018-19	<b>Columbus</b>	<b>NHL</b>	<b>8</b>	<b>1</b>	<b>0</b>	<b>1</b>	<b>0</b>	<b>0</b>	<b>0</b>	<b>0</b>	<b>0</b>	<b>5</b>	-	-	-	-	-
	Cleveland	AHL	27	11	13	24	22	-14	2	0	0	71	8	2	8	10	10
2019-20	<b>Columbus</b>	<b>NHL</b>	<b>46</b>	<b>5</b>	<b>13</b>	<b>18</b>	<b>22</b>	<b>-5</b>	<b>0</b>	<b>0</b>	<b>1</b>	<b>64</b>	-	-	-	-	-
	Anaheim	NHL	9	2	3	5	4	-2	1	0	1	11	-	-	-	-	-
2020-21	Anaheim	NHL	6	0	0	0	0	0	0	0	0	8	-	-	-	-	-
	San Diego	AHL	2	0	2	2	0	2	0	0	0	3	-	-	-	-	-
2021-22	Anaheim	NHL	66	14	20	34	10	-9	5	0	3	94	-	-	-	-	-
	San Diego	AHL	1	0	1	1	0	-1	0	0	0	3	-	-	-	-	-
2022-23	<b>CAPITALS</b>	<b>NHL</b>	<b>64</b>	<b>11</b>	<b>22</b>	<b>33</b>	<b>18</b>	<b>-5</b>	<b>1</b>	<b>0</b>	<b>3</b>	<b>80</b>	-	-	-	-	-
	Hershey	AHL	5	2	1	3	2	-1	1	0	0	10	-	-	-	-	-
2023-24	<b>CAPITALS</b>	<b>NHL</b>	<b>49</b>	<b>15</b>	<b>8</b>	<b>23</b>	<b>10</b>	<b>4</b>	<b>3</b>	<b>0</b>	<b>2</b>	<b>50</b>	<b>4</b>	<b>0</b>	<b>0</b>	<b>0</b>	<b>0</b>
<b>NHL TOTALS</b>			<b>310</b>	<b>62</b>	<b>75</b>	<b>137</b>	<b>74</b>	<b>-27</b>	<b>10</b>	<b>0</b>	<b>13</b>	<b>385</b>	<b>8</b>	<b>0</b>	<b>0</b>	<b>0</b>	<b>0</b>
<b>CAPITALS TOTALS</b>			<b>113</b>	<b>26</b>	<b>30</b>	<b>56</b>	<b>28</b>	<b>-1</b>	<b>4</b>	<b>0</b>	<b>5</b>	<b>130</b>	<b>4</b>	<b>0</b>	<b>0</b>	<b>0</b>	<b>0</b>

**PLAYOFFS**

TEAM	GP	G	A	PTS	PIM
PIT	1	0	0	0	0
WSH	3	0	0	0	0
NYR	4	0	0	0	0

**CAREER HIGHLIGHTS**
**FIRST NHL GAME:**

3/31/16 (CBJ 3 at NYI 4)

**FIRST NHL GOAL:**

10/6/17 (CBJ 5 vs. NYI 0, Greiss - GWG)

**FIRST NHL ASSIST:**

4/2/16 (CBJ 5 at CAR 1)

**MOST GOALS IN A GAME:**

3 (3/22/24, WSH 7 vs. CAR 6 SO)

**MOST ASSISTS IN A GAME:**

3 (two times, last: 12/17/22, WSH 5 vs. TOR 2)

**MOST POINTS IN A GAME:**

3 (four times, last: 3/22/24, WSH 7 vs. CAR 6 SO)

**MOST SHOTS IN A GAME:**

6 (3/22/18, CBJ 4 vs. FLA 0)

**MOST PIM IN A GAME:**

4 (five times, last: 10/21/23, WSH 2 at MTL 3 OT)

**MOST ICE TIME IN A GAME:**

22:23 (12/6/21, ANA 3 at WSH 4 SO)

**MULTIPLE-POINT GAMES:**

20 (last: 4/13/24, WSH 4 vs. TBL 2, 2G)

**LONGEST GOAL STREAK:**

5 (2/24/24-3/9/24, 5G)

**LONGEST ASSIST STREAK:**

3 (3/4/23-3/9/23, 4A)

**LONGEST POINT STREAK:**

5 (2/24/24-3/9/24, 5G, 1A)

**PENALTY SHOTS:** None

**SHOOTOUTS:** 1/7

**MOST GOALS IN A PLAYOFF GAME:**

None

**MOST ASSISTS IN A PLAYOFF GAME:**

None

**MOST POINTS IN A PLAYOFF GAME:**

None



# T.J. OSHIE

Pronunciation: \TEE-JAY OH-shee\

## 2023-24 HIGHLIGHTS ★ ★ ★

- Ranked second on Washington in power-play goals (7)
- Played in his 1,000th career NHL game on March 16 at Vancouver, becoming the 12th player to reach the 1,000-game mark in a Capitals sweater. Was also the 62nd U.S.-born skater and 390th skater in NHL history to reach the milestone
- Scored his 300th career goal on Feb. 17 at Montreal
- Recorded a season-high five hits on Feb. 13 at Colorado
- Passed Bobby Carpenter (188g) for ninth on the Capitals' all-time goals list on Feb. 10 at Boston
- Passed Dale Hunter (72) for the fifth most power-play goals in franchise history on Jan. 23 at Minnesota
- Recorded his sixth career hat trick on Jan. 18 vs. St. Louis
- Had a season-high seven shots on Jan. 14 vs. NY Rangers
- Passed Dennis Maruk (182g) for the 10th-most goals in franchise history on Jan. 13 vs. NY Rangers
- Passed Dale Hunter and Michal Pivonka (181g) for the 11th-most goals in franchise history on Dec. 16 at Nashville
- With an assist in Game 3 of the First Round against the NY Rangers, Oshie tied Mike Ridley (60) for the sixth-most playoff points in franchise history

77



DOB

DECEMBER 23, 1986



BIRTHPLACE  
EVERETT, WA

DRAFTED  
STL FIRST-ROUND CHOICE,  
24TH OVERALL,  
IN THE 2005 NHL DRAFT

ACQUIRED  
FROM ST. LOUIS FOR TROY BROUWER,  
PHEONIX COPLEY AND A 3RD ROUND  
PICK IN THE 2016 NHL DRAFT,  
JULY 2, 2015

## CAREER ★ ★ ★

- Ranks third in goals (302) and power-play goals (99), fifth in points (695) and sixth in assists (393) among players selected in the 2005 NHL Draft
- His 192 goals and 76 power-play goals since 2015-16 rank second on the Capitals, trailing only Alex Ovechkin (378 goals, 136 PPG)
- Appeared in his 500th game as a Capital on Feb. 25, 2023 vs. the NY Rangers and recorded his first career Gordie Howe Hat Trick (2g, 1a, 5 PIMS)
- Recorded his 200th career power-play point with a goal on Feb. 23, 2023 vs. Anaheim. Oshie is one of 41 active players with 200 career power-play points
- Recorded his 600th career point on April 1, 2021 at Boston. He is one of six players from the 2005 draft class to reach the 600-point mark
- Won the Stanley Cup with the Capitals in 2018 and recorded 21 points (8g, 13a) in 24 playoff games, including six points (1g, 5a) in five Stanley Cup Final games
- Scored six power-play goals during the 2018 playoffs, becoming one of 40 players all-time to reach that mark in a single postseason
- Has recorded 60 points (29g, 31a) in 76 playoff games since 2015-16
- Completed his first career playoff hat trick with the game-winning goal in overtime in Game 1 of the 2016 Eastern Conference Second Round vs. Pittsburgh
- Has recorded six career regular-season hat tricks, including four with the Capitals
- Since 2015-16, Oshie has scored 192 goals on 1,130 shots (17.0 percent). That's the sixth-highest shooting percentage in the NHL among players with at least 75 goals during that span
- Has converted 49 of his 104 career shootout attempts (47.1 percent) and owns the second-highest conversion rate in NHL history among players with at least 80 shootout attempts
- 21 of his 49 shootout goals have been game-deciding goals, which is tied for the second-most in NHL history (Frans Nielsen: 23; Patrick Kane: 21), while his 49 goals are tied for the third-most in NHL history
- Represented Team USA at the World Championship (2009, 2010, 2013), the Olympics (2014), the World Cup of Hockey (2016) and the World Junior Champi-

POS	SHOOTS
RW	RIGHT
HEIGHT	WEIGHT
6'0"	200

# 77

**VS. THE NHL**

TEAM	GP	G	A	PTS	PIM
ANA	29	10	11	21	22
ARI	30	7	12	19	22
BOS	36	14	9	23	22
BUF	32	8	18	26	18
CGY	39	7	15	22	18
CAR	31	8	9	17	18
CHI	44	8	26	34	26
COL	35	9	19	28	27
CBJ	53	14	17	31	24
DAL	35	12	15	27	22
DET	42	10	13	23	22
EDM	35	10	19	29	14
FLA	24	2	6	8	16
LAK	32	9	9	18	18
MIN	35	12	12	24	33
MTL	25	8	9	17	6
NSH	43	17	11	28	16
NJD	36	8	9	17	12
NYI	43	17	17	34	6
NYR	40	15	14	29	22
OTT	24	13	7	20	16
PHI	43	14	14	28	35
PIT	42	16	18	34	30
SJS	34	11	12	23	21
SEA	5	1	0	1	7
STL	9	4	5	9	0
TBL	28	16	19	35	10
TOR	28	6	17	23	8
VAN	36	9	17	26	8
VGK	8	4	1	5	2
WSH	7	2	5	7	4
WPG	27	1	8	9	16

**PLAYOFFS**

TEAM	GP	G	A	PTS	PIM
BOS	6	2	3	5	2
CBJ	6	3	1	4	4
CAR	4	1	1	2	4
CHI	5	2	0	2	2
FLA	6	6	1	7	0
LAK	10	2	0	2	8
MIN	6	1	1	2	0
NYI	5	2	0	2	4
NYR	4	0	1	1	4
PHI	7	1	3	4	9
PIT	19	8	7	15	15
SJS	5	0	3	3	0
TBL	8	2	5	7	9
TOR	6	3	4	7	2
VAN	4	0	0	0	2
VGK	5	1	5	6	14

## T.J. OSHIE

**CAREER**
**GOALS**
**33 (2016-17)**
**ASSISTS**
**39 (2013-14)**
**POINTS**
**60 (2013-14)**

**REGULAR SEASON**
**PLAYOFFS**

YEAR	TEAM	LEAGUE	GP	G	A	PTS	PIM	+/-	PP	SH	GW	S	GP	G	A	PTS	PIM
2004-05	Sioux Falls	USHL	11	3	2	5	6	-2	0	0	1	-	-	-	-	-	-
2005-06	North Dakota	NCAA	44	24	21	45	33	-	11	0	9	-	-	-	-	-	-
	United States	WJC	7	1	0	1	10	-	-	-	-	-	-	-	-	-	-
2006-07	North Dakota	NCAA	43	17	35	52	30	-	6	2	2	-	-	-	-	-	-
2007-08	North Dakota	NCAA	42	18	27	45	57	-	-	-	-	-	-	-	-	-	-
2008-09	St. Louis	NHL	57	14	25	39	30	16	6	1	1	101	4	0	0	0	2
	United States	WC	9	1	2	3	2	-	-	-	-	-	-	-	-	-	-
2009-10	St. Louis	NHL	76	18	30	48	36	-1	1	1	3	158	-	-	-	-	-
	United States	WC	6	4	2	6	2	-	-	-	-	-	-	-	-	-	-
2010-11	St. Louis	NHL	49	12	22	34	15	10	3	1	3	103	-	-	-	-	-
2011-12	St. Louis	NHL	80	19	35	54	50	15	3	1	3	188	9	0	3	3	6
2012-13	St. Louis	NHL	30	7	13	20	15	-5	2	1	1	65	6	2	0	2	2
	United States	WC	4	1	0	1	2	-	-	-	-	-	-	-	-	-	-
2013-14	St. Louis	NHL	79	21	39	60	42	19	5	2	5	152	5	2	0	2	2
	United States	Olympics	6	1	3	4	4	0	0	0	1	7	-	-	-	-	-
2014-15	St. Louis	NHL	72	19	36	55	51	17	3	0	4	162	6	1	1	2	0
2015-16	CAPITALS	NHL	80	26	25	51	34	16	11	0	5	185	12	6	4	10	11
2016-17	CAPITALS	NHL	68	33	23	56	36	28	7	1	4	143	13	4	8	12	4
	United States	World Cup	3	1	0	1	0	-2	0	0	0	4	-	-	-	-	-
2017-18	CAPITALS	NHL	74	18	29	47	31	2	9	0	3	127	24	8	13	21	31
2018-19	CAPITALS	NHL	69	25	29	54	36	5	6	1	4	143	4	1	1	2	4
2019-20	CAPITALS	NHL	69	26	23	49	26	4	10	0	4	133	8	3	0	3	13
2020-21	CAPITALS	NHL	53	22	21	43	18	-3	13	0	1	106	5	1	3	4	0
2021-22	CAPITALS	NHL	44	11	14	25	18	-12	4	0	1	77	6	6	1	7	0
2022-23	CAPITALS	NHL	58	19	16	35	59	-18	9	0	2	126	-	-	-	-	-
2023-24	CAPITALS	NHL	52	12	13	25	44	-6	7	0	4	90	4	0	1	1	4
<b>NHL TOTALS</b>			1,010	302	393	695	541	87	99	9	48	2,059	106	34	35	69	79
<b>CAPITALS TOTALS</b>			567	192	193	385	302	16	76	2	28	1,130	76	29	31	60	67

**CAREER HIGHLIGHTS**
**FIRST NHL GAME:**

10/10/08 (STL 5 vs. NSH 2)

**MOST SHOTS IN A GAME:**

8 (12/5/22, WSH 3 at EDM 2)

**LONGEST POINT STREAK:**

9 (3/24/18-10/10/18, 6G, 6A)

**FIRST NHL GOAL:**

10/22/08 (STL 3 vs. DET 4, Conklin)

**MOST PIM IN A GAME:**

19 (3/19/23, WSH 2 at MIN 4)

**PENALTY SHOTS:** 1/1

**FIRST NHL ASSIST:**

10/13/08 (STL 5 at TOR 4 SO)

**MOST ICE TIME IN A GAME:**

24:40 (10/13/15, WSH 0 vs. SJ 5)

**SHOOTOUTS:** 49/104

**MOST GOALS IN A GAME:**

3 (six times, last: 1/18/24, WSH 5 vs. STL 2)

**MULTIPLE-POINT GAMES:**

166 (last: 4/16/24, WSH 2 at PHI 1, 1G, 1A)

**MOST GOALS IN A PLAYOFF GAME:**

3 (4/28/16, WSH 4 vs. PIT 3 OT)

**MOST ASSISTS IN A GAME:**

4 (11/14/13, STL 7 vs. COL 3)

**LONGEST GOAL STREAK:**

4 (two times, last: 1/16/17-1/23/17, 4G)

**MOST ASSISTS IN A PLAYOFF GAME:**

2 (seven times, last: 5/15/21, WSH 3 vs. BOS 2 OT)

**MOST POINTS IN A GAME:**

4 (five times, last: 3/18/17, WSH 5 at TBL 3, 3G, 1A)

**LONGEST ASSIST STREAK:**

6 (10/17/13-11/1/13, 6A)

**MOST POINTS IN A PLAYOFF GAME:**

3 (two times, last: 6/4/18, WSH 6 vs. VGK 2, 1G, 2A)

**CAREER**



- onship (2006), recording 16 points (9g, 7a) in 32 total games
- In a preliminary game against Russia in the 2014 Olympics, he converted four of six shootout attempts after he was utilized five consecutive times, scoring the shootout winner in the eighth round in USA's 3-2 shootout victory
- Attended the University of North Dakota from 2005-08, recording 142 points (59g, 83a) in 129 games
- Led North Dakota with 24 goals and set a school record with nine game-winning goals during his freshman year and was named to the WCHA All-Rookie Team
- Named as a Hobey Baker finalist and was named to the NCAA (West) All-American Team his junior year

**CAPITALS GOAL LEADERS SINCE 2015-16**

		GP	G	A	P	PPG
1.	Alex Ovechkin	666	378	277	655	136
2.	<b>T.J. OSHIE</b>	<b>567</b>	<b>192</b>	<b>193</b>	<b>385</b>	<b>76</b>
3.	Evgeny Kuznetsov	626	157	365	522	43
4.	Tom Wilson	605	139	164	303	25
5.	Nicklas Backstrom	528	126	335	461	39
6.	John Carlson	611	106	379	485	33

# 77



**T.J.  
OSHIE**





# Alex OVECHKIN

Pronunciation: \AL-ehx oh-VEHCH-kihn\

## 2023-24 HIGHLIGHTS



- Led Washington in goals (31) and power-play goals (13) and ranked second in points (65)
- Scored on six goaltenders for the first time in 2023-24, bringing his career total to 175 goaltenders scored on. Only Jaromir Jagr (178) and Patrick Marleau (177) have scored on more goalies in NHL history
- With an assist on April 11 at Buffalo, Ovechkin passed Sergei Fedorov (696) for second on the all-time Russian assists list
- Scored his 30th goal of the season on April 9 at Detroit, passing Mike Gartner (17) for the most 30-goal seasons in NHL history
- With two goals on April 5 at Carolina, Ovechkin became the first player in NHL history to score 850 goals with one franchise
- Named the NHL's First Star for the week ending March 24 after recording eight points (7g, 1a) in four games
- Passed Joe Thornton (1,539) for the 13th-most points in NHL history on March 22 vs. Carolina
- Passed Mark Recchi (1,533) for the 14th-most points in NHL history and Joe Sakic (742) for the ninth-most road points in NHL history on March 13 at Edmonton
- Passed Paul Coffey (1,531) for the 15th-most points in NHL history on March 7 at Pittsburgh
- Scored his 20th goal of the season on March 18 at Calgary and became the only player in NHL history to record 19 consecutive 20-goal seasons from the start of his career
- Played in his 1,400th career game on Feb. 24 at Florida, becoming the 41st player in NHL history and the second active player (Ryan Suter) to reach the 1,400-game mark
- Scored his 57th career empty-net goal on Feb. 10 at Boston, passing Wayne Gretzky for the most in NHL history
- With his goal on Jan. 2 at Pittsburgh, Ovechkin (853g-697a-1,550p in 1,426 GP) passed Ray Bourque (395g-1,111a-1,506p in 1,518 GP w/ BOS) for the seventh-most points by a player with one franchise in NHL history
- Scored 900th career goal (regular season & playoffs combined) on Dec. 21 at Columbus
- Became the 16th player in NHL history and second active player (Sidney Crosby) to reach 1,500 career points on Dec. 7 vs. Dallas
- Became the first player in NHL history to score 300 power-play goals on Oct. 24 vs. Toronto

8



DOB

SEPTEMBER 17, 1985



BIRTHPLACE  
MOSCOW, RUS

DRAFTED  
CAPITALS' FIRST-ROUND CHOICE,  
FIRST OVERALL,  
IN THE 2004 NHL DRAFT

POS	SHOOTS
LW	RIGHT
HEIGHT	WEIGHT
6'3"	238

## CAREER



- Enters 2024-25, his 20th season, 42 goals shy of passing Wayne Gretzky (894g) for first on the NHL's all-time goals list, three assists shy of 700 career assists and 74 games shy of 1,500 career games
- Passed Gordie Howe (801) for second place on the NHL's all-time goals list on December 23, 2022 vs. Winnipeg
- Recorded his 29th career hat trick to become the third player in NHL history to reach the 800-goal mark on Dec. 13, 2022 at Chicago
- Scored his 787th career goal, passing Gordie Howe (786) for the most goals with one franchise in NHL history on Nov. 5, 2022 vs. Arizona
- Scored his 40th goal of the season on March 21, 2023 vs. Columbus, marking his 13th career 40-goal season. With the goal, Ovechkin passed Wayne Gretzky (12) for the most 40-goal seasons in NHL history.
- With 40 goals in 2022-23, Ovechkin became the fifth player in NHL history to score 40 or more goals at age 37 or older (age at time of 40th goal), joining Gordie Howe (44g in 1968-69 at age 40), Johnny Bucyk (40g in 1972-73 at age 37), Phil Esposito (42g in 1978-79 at age 37), Brendan Shanahan (40g in 2005-06 at age 37)
- Represented the Capitals at the 2023 NHL All-Star Game in Sunrise, Florida, his eighth career All-Star Game appearance

# 8

**VS. THE NHL**

TEAM	GP	G	A	PTS	PIM
ANA	24	12	16	28	14
ARI	24	10	12	22	18
BOS	64	28	29	57	47
BUF	62	41	25	66	71
CGY	23	15	16	31	6
CAR	86	47	52	99	59
CHI	23	15	13	28	45
COL	24	11	8	19	10
CBJ	45	23	13	36	26
DAL	24	11	7	18	10
DET	32	23	14	37	10
EDM	22	14	11	25	6
FLA	69	43	45	88	22
LAK	25	12	10	22	6
MIN	21	19	17	36	4
MTL	55	37	27	64	40
NSH	25	16	7	23	18
NJD	72	38	40	78	26
NYI	67	42	23	65	46
NYR	71	42	25	67	53
OTT	54	36	23	59	40
PHI	71	47	31	78	26
PIT	72	39	32	71	46
SJS	26	16	10	26	12
SEA	4	3	5	8	0
STL	24	19	16	35	8
TBL	78	50	45	95	44
TOR	56	41	33	74	34
VAN	24	14	11	25	12
VGK	9	5	2	7	2
WPG	71	53	45	98	36

**PLAYOFFS**

TEAM	GP	G	A	PTS	PIM
BOS	13	4	5	9	6
CAR	7	4	5	9	19
CBJ	6	5	3	8	0
FLA	6	1	5	6	0
MTL	7	5	5	10	0
NYI	12	6	4	10	6
NYR	37	13	10	23	18
PHI	14	7	7	14	0
PIT	26	15	18	33	20
TBL	12	6	5	11	4
TOR	6	3	0	3	2
VGK	5	3	2	5	2

# ALEX OVECHKIN

**CAREER**
**GOALS**  
65 (2007-08)

**ASSISTS**  
59 (2009-10)

**POINTS**  
112 (2007-08)

**REGULAR SEASON**
**PLAYOFFS**

YEAR	TEAM	LEAGUE	GP	G	A	PTS	PIM	+/-	PP	SH	GW	S	GP	G	A	PTS	PIM
2005-06	CAPITALS	NHL	81	52	54	106	52	2	21	3	5	*425	-	-	-	-	-
	Russia	Olympics	8	5	0	5	8	-	-	-	-	-	-	-	-	-	-
	Russia	WC	7	6	3	9	6	-	-	-	-	-	-	-	-	-	-
2006-07	CAPITALS	NHL	82	46	46	92	52	-19	16	0	8	*392	-	-	-	-	-
	Russia	WC	8	1	2	3	29	-	-	-	-	-	-	-	-	-	-
2007-08	CAPITALS	NHL	82	*65	47	*112	40	28	22	0	11	*446	7	4	5	9	0
	Russia	WC	9	6	6	12	8	-	-	-	-	-	-	-	-	-	-
2008-09	CAPITALS	NHL	79	*56	54	110	72	8	19	1	10	*528	14	11	10	21	8
2009-10	CAPITALS	NHL	72	50	59	109	89	45	13	0	7	*368	7	5	5	10	0
	Russia	Olympics	4	2	2	4	2	-	-	-	-	-	-	-	-	-	-
	Russia	WC	9	5	1	6	4	-	-	-	-	-	-	-	-	-	-
2010-11	CAPITALS	NHL	79	32	53	85	41	24	7	0	*11	*367	9	5	5	10	10
	Russia	WC	5	0	0	0	4	-	-	-	-	-	-	-	-	-	-
2011-12	CAPITALS	NHL	78	38	27	65	26	-8	13	0	3	303	14	5	4	9	8
	Russia	WC	3	2	2	4	2	-	-	-	-	-	-	-	-	-	-
2012-13	CAPITALS	NHL	48	*32	24	56	36	2	*16	0	4	*220	7	1	1	2	4
	Russia	WC	1	1	1	2	0	-2	0	0	0	8	-	-	-	-	-
2013-14	CAPITALS	NHL	78	*51	28	79	48	-35	*24	0	10	*386	-	-	-	-	-
	Russia	Olympics	5	1	1	2	0	2	0	0	0	24	-	-	-	-	-
	Russia	WC	9	4	7	11	8	6	2	0	1	52	-	-	-	-	-
2014-15	CAPITALS	NHL	81	*53	28	81	58	10	*25	0	*11	*395	14	5	4	9	6
	Russia	WC	2	1	1	2	0	1	0	0	0	6	-	-	-	-	-
2015-16	CAPITALS	NHL	79	*50	21	71	53	21	*19	0	8	*398	12	5	7	12	2
	Russia	WC	6	1	1	2	2	3	0	0	0	23	-	-	-	-	-
2016-17	CAPITALS	NHL	82	33	36	69	50	6	*17	0	7	313	13	5	3	8	8
	Russia	World Cup	4	1	2	3	6	1	-	-	-	-	-	-	-	-	-
2017-18	CAPITALS	NHL	82	*49	38	87	32	3	17	0	7	355	24	15	12	27	8
2018-19	CAPITALS	NHL	81	*51	38	89	40	7	18	0	5	338	7	4	5	9	19
	Russia	WC	10	2	1	3	2	6	0	0	0	-	-	-	-	-	-
2019-20	CAPITALS	NHL	68	*48	19	67	30	-12	13	0	3	311	8	4	1	5	2
2020-21	CAPITALS	NHL	45	24	18	42	12	-7	9	0	6	182	5	2	2	4	2
2021-22	CAPITALS	NHL	77	50	40	90	18	8	16	1	5	334	6	1	5	6	0
2022-23	CAPITALS	NHL	73	42	33	75	48	-16	14	0	3	294	-	-	-	-	-
2023-24	CAPITALS	NHL	79	31	34	65	20	-22	13	0	5	272	4	0	0	0	0
<b>NHL / CAPITALS TOTALS</b>			<b>1,426</b>	<b>853</b>	<b>697</b>	<b>1,550</b>	<b>817</b>	<b>45</b>	<b>312</b>	<b>5</b>	<b>129</b>	<b>6,627</b>	<b>151</b>	<b>72</b>	<b>69</b>	<b>141</b>	<b>77</b>

\* League Leader

## CAREER



- Recorded three points (2g, 1a) and passed Stan Mikita (1,467) for the 16th-most points in NHL history on March 4, 2023 at San Jose
- Scored his 400th career home goal on Jan. 14, 2023 vs. Philadelphia
- Passed Alex Kovalev (1,316) for first on the all-time Russian games played list on Jan. 8, 2023 vs. Columbus
- Passed Teemu Selanne (1,457) for the 16th-most points in NHL history on Jan. 5, 2023 at Columbus
- Passed Ray Bourque (6,209) for the most shots in NHL history on Dec. 22, 2022 at Ottawa
- Passed Marcel Dionne and Bobby Hull (28) for the sixth-most hat tricks in NHL history on Dec. 13, 2022 at Chicago
- Passed Sergei Gonchar (1,301) for second on the all-time Russian games played list on Dec. 7, 2022 at Philadelphia
- Played his 1,300th career game on Dec. 3, 2022 at Calgary
- Passed Wayne Gretzky (402) for the most road goals in NHL history on Nov. 29, 2022 at Vancouver
- Passed Bryan Trottier (1,425) for the 18th-most points in NHL history on Nov. 17, 2022 at St. Louis
- Passed Adam Oates (1,420) for the 19th-most points in NHL history on Nov. 5, 2022 vs. Arizona
- Passed Gordie Howe (121) for the second-most game-winning goals in NHL history on Oct. 24, 2022 at New Jersey
- Passed Doug Gilmour (1,414) for the 20th-most points in NHL history on Oct. 17, 2022 vs. Vancouver
- Passed Brett Hull (158) for the second most multi-goal games in NHL history on Oct. 17, 2022 vs. Vancouver
- Captained the Capitals to their first Stanley Cup in franchise history in 2018. Scored a playoff-high 15 goals, including three goals in five Stanley Cup Final games
- Became the first Russia-born captain to win the Stanley Cup
- Has won 18 individual awards in his 19 seasons: Nine Maurice “Rocket” Richard Trophies (2007-08, 2008-09, 2012-13, 2013-14, 2014-15, 2015-16, 2017-18, 2018-19, 2019-20), three Hart Memorial Trophies (2007-08, 2008-09, 2012-13), three Ted Lindsay Awards (2007-08, 2008-09, 2009-10), an Art Ross Trophy (2007-08), a Conn Smythe Trophy (2017-18) and a Calder Memorial Trophy (2005-06)
- He is the only player in NHL history to win a Stanley Cup, a Conn Smythe, a Calder, an Art Ross, a Hart, a Ted Lindsay and a Maurice Richard Trophy
- Was named to the NHL’s 100 Greatest Players list in 2017
- Has been selected to the NHL All-Star Game 13 times in his career, more than double any other player in franchise history
- Has been selected to the First All-Star Team eight times and to the Second All-Star Team four times
- Made NHL history in 2009-10 by capturing First Team honors in each of his first five NHL seasons
- Reached the 800-goal mark in his 1,305th career game, the second-fewest games required to reach the milestone in NHL history (Gretzky: 1,116)
- Went from 700 to 800 goals in 162 games, the fewest games required to make that leap for any member of the 800-goal club (Gretzky: 231 GP; Howe: 256 GP). It tied for the third-fewest games Ovechkin required to go from one 100-goal milestone to another in his career (100 to 200 goals: 130 GP; 600 to 700 goals: 155 GP; 300 to 400 goals: 162 GP)
- Ranks first in NHL history in power-play goals (312), overtime goals (26), road goals (434), game-opening goals (144), empty-net goals (57), second in game-winning goals (129) and multi-goal games (173), and fourth in even strength goals (536)
- Is the NHL’s all-time shots leader (6,627)
- Has led the League in shots in 11 of his 19 seasons and has ranked in the top-three in 16 of his 19 seasons
- Is the Capitals’ franchise leader in games played, goals, points, playoff games played (151), playoff goals (72) and playoff points (141)
- His 30 hat tricks are the sixth most in NHL history
- Won Calder Trophy and named to the NHL All-Rookie Team in 2005-06
- Has appeared in 138 games for Team Russia in 23 different international competitions. Ovechkin has registered 64 points (35g, 29a) in 83 career games at World Championships and captured a gold medal with Russia in 2008, 2012 and 2014. Ovechkin has represented Russia in three Olympic Games (2006, 2010, 2014), 13 World Championships (2004, 2005, 2006, 2007, 2008, 2010, 2011, 2012, 2013, 2014, 2015, 2016, 2019), three World Junior Championships (2003, 2004, 2005), two World Cups of Hockey (2004, 2016) and two U-18 World Championships (2002, 2003)

## CAREER HIGHLIGHTS

### FIRST NHL GAME:

10/5/05 (WSH 3 vs. CBJ 2)

### FIRST NHL GOAL:

10/5/05 (WSH 3 vs. CBJ 2, Leclaire)

### FIRST NHL ASSIST:

10/7/05 (WSH 3 vs. ATL 7)

### MOST GOALS IN A GAME:

4 (four times, last: 10/7/17, WSH 6 vs. MTL 1)

### MOST ASSISTS IN A GAME:

4 (1/15/10, WSH 6 vs. TOR 1)

### MOST POINTS IN A GAME:

5 (four times, last: 1/15/10, WSH 6 vs. TOR 1, 1G, 4A)

### MOST SHOTS IN A GAME:

15 (two times, last: 11/10/15, WSH 0 at DET 1)

### MOST PIM IN A GAME:

20 (12/2/06, WSH 7 vs. BUF 4)

### MOST ICE TIME IN A GAME:

29:30 (2/10/10, WSH 5 at MTL 6 OT)

### HAT TRICKS:

30 (last: 12/31/22, WSH 9 vs. MTL 2)

### MULTIPLE-POINT GAMES: 432

### MULTIPLE-GOAL GAMES: 173

### LONGEST GOAL STREAK:

7 (2/10/06-3/8/06, 8G)

### LONGEST ASSIST STREAK:

7 (two times, last: 11/10/08-11/22/08, 10A)

### LONGEST POINT STREAK:

14 (11/16/18-12/15/18, 17G, 6A)

### PENALTY SHOTS: 2/13

### SHOOTOUTS: 37/124

### MOST GOALS IN A PLAYOFF GAME:

3 (5/4/09, WSH 4 vs. PIT 3)

### MOST ASSISTS IN A PLAYOFF GAME:

3 (two times, last: 4/17/10, WSH 6 vs. MTL 5 OT)

### MOST POINTS IN A PLAYOFF GAME:

4 (4/17/10, WSH 6 vs. MTL 5 OT, 1G, 3A)

8



Alex  
**OVECHKIN**

AWARDS & ACCOLADES



**13x** ALL-STAR  
GAME SELECTIONS

**8x** FIRST  
ALL-STAR TEAM

**4x** SECOND  
ALL-STAR TEAM



05-06

**1x** CALDER MEMORIAL  
TROPHY WINNER



07-08

**1x** ART ROSS  
TROPHY WINNER



17-18

**1x** CONN SMYTHE  
TROPHY WINNER



**2017-18**  
STANLEY CUP CHAMPION

**3x** HART TROPHY  
WINNER



07-08



08-09



12-13

**3x** TED LINDSAY  
AWARD WINNER



07-08



08-09



09-10

**9x**  
MAURICE "ROCKET"  
RICHARD WINNER



07-08



08-09



12-13



13-14



14-15



15-16



17-18



18-19



19-20



**ALL-TIME RANKS**

**GOALS**

1.	Wayne Gretzky	894
2.	<b>ALEX OVECHKIN</b>	<b>853</b>
3.	Gordie Howe	801
4.	Jaromir Jagr	766
5.	Brett Hull	741

**GOALS WITH ONE FRANCHISE**

1.	<b>ALEX OVECHKIN (WSH)</b>	<b>853</b>
2.	Gordie Howe (DET)	786
3.	Steve Yzerman (DET)	692
4.	Mario Lemieux (PIT)	690
5.	Joe Sakic (QUE/COL)	625

**ROAD GOALS**

1.	<b>ALEX OVECHKIN</b>	<b>434</b>
2.	Wayne Gretzky	402
3.	Steve Yzerman	362
4.	Jaromir Jagr	355
5.	Brett Hull	353

**50-GOAL SEASONS**

1.	<b>ALEX OVECHKIN</b>	<b>9</b>
1.	Mike Bossy	9
1.	Wayne Gretzky	9
4.	Mario Lemieux	6
4.	Guy Lafleur/ Marcel Dionne	6

**30-GOAL SEASONS**

1.	<b>ALEX OVECHKIN</b>	<b>18</b>
2.	Mike Gartner	17
3.	Jaromir Jagr	15
4.	Wayne Gretzky/Gordie Howe/Marcel Dionne	14
5.	Four Players	13


**GAME-WINNING GOALS**

1.	Jaromir Jagr	135
2.	<b>ALEX OVECHKIN</b>	<b>129</b>
3.	Gordie Howe	121
4.	Phil Esposito	118
5.	Teemu Selanne/Brett Hull	110

**HOME GOALS**

1.	Wayne Gretzky	492
2.	Gordie Howe	449
3.	<b>ALEX OVECHKIN</b>	<b>419</b>
4.	Jaromir Jagr	411
5.	Mike Gartner	401

**40-GOAL SEASONS**

1.	<b>ALEX OVECHKIN</b>	<b>13</b>
2.	Wayne Gretzky	12
3.	Marcel Dionne	10
3.	Mario Lemieux	10
5.	Mike Bossy/ Mike Gartner	9

**SHOTS ON GOAL**

1.	<b>ALEX OVECHKIN</b>	<b>6,627</b>
2.	Ray Bourque	6,209
3.	Jaromir Jagr	5,637
4.	Marcel Dionne	5,363
5.	Phil Esposito	5,166



21

DOB

JANUARY 6, 2001



BIRTHPLACE  
VITEBSK, BLR

DRAFTED  
CAPITALS' THIRD-ROUND CHOICE,  
91ST OVERALL,  
IN THE 2019 NHL DRAFT

POS	SHOOTS
C	LEFT
HEIGHT	WEIGHT
6'6"	247

# Aliaksei PROTAS

Pronunciation: \al-EHK-see PROH-tuhs\

## 2023-24 HIGHLIGHTS

★ ★ ★

- Established single-season career highs in goals (6), assists (23), points (29) and games played (78)
- Ranked fourth on Washington in assists and seventh in points
- Twenty-eight of his 29 points game at five-on-five, which ranked third on the Capitals
- Skated a career-high 20:17 on Feb. 27 at Detroit
- Recorded his second career three-point game (1g, 2a) on Feb. 26 vs. Ottawa
- Registered a season-high six shots on Feb. 11 vs. Vancouver
- Signed a five-year, \$16.875 million contract extension with Washington on Jan. 19
- Scored his first career game-winning goal on Dec. 17 vs. Montreal
- Had a career-long four-game point streak (4a) from Dec. 20 through Dec. 27
- Recorded his first career three-point game (1g, 2a) on Nov. 18 vs. Columbus
- Appeared in his 100th career game on Nov. 4 vs. Columbus
- Made his Stanley Cup Playoff debut and recorded an assist in Game 1 of the First Round at NY Rangers on April 21
- Was one of four players from Belarus to play in the NHL last season (Yegor Sharangovich, New Jersey; Vladislav Kolyachonok, Arizona; Ilya Solovyov, Calgary)

## CAREER

★ ★ ★

- Recorded 15 points (4g, 11a) in 58 games with the Capitals in 2022-23
- Ranked second among Capitals forwards in shot attempt percentage at five-on-five (53.1%) during the 2022-23 season
- Recorded a career-high seven shots on March 15, 2023 vs. Buffalo
- Recorded 13 points (5g, 8a) in 20 playoff games during Hershey's run to the 2023 Calder Cup championship
- During the 2023 Calder Cup Playoffs, Protas ranked tied for first on Hershey in power-play goals (2), tied for second in goals and tied for third in points
- Scored his first career goal on Nov. 28, 2021 at Carolina
- Recorded his first career point with an assist on Nov. 20, 2021 at San Jose
- Made his NHL debut on Nov. 1, 2021 at Tampa Bay
- Represented Belarus at the 2021 IIHF World Championship, recording two assists in six games
- Won the WHL championship with the Prince Albert Raiders in 2019, finishing fifth in playoff scoring with 22 points (12g, 10a) in 23 games

# 21

**VS. THE NHL**

TEAM	GP	G	A	PTS	PIM
ANA	4	0	0	0	0
ARI	3	0	0	0	0
BOS	7	0	0	0	0
BUF	6	0	0	0	0
CGY	4	0	0	0	2
CAR	5	1	0	1	2
CHI	6	0	3	3	0
COL	4	0	0	0	0
CBJ	7	2	5	7	0
DAL	4	1	1	2	0
DET	7	0	0	0	2
EDM	4	0	1	1	0
FLA	7	0	6	6	2
LAK	5	0	2	2	0
MIN	4	0	0	0	0
MTL	7	1	3	4	2
NSH	4	1	1	2	0
NJD	7	1	3	4	2
NYI	7	1	2	3	2
NYR	7	1	2	3	2
OTT	7	2	2	4	0
PHI	5	0	2	2	0
PIT	7	0	0	0	0
SJS	5	0	1	1	2
SEA	5	0	0	0	0
STL	5	0	1	1	2
TBL	7	1	2	3	0
TOR	4	0	1	1	0
VAN	5	0	0	0	0
VGK	4	0	0	0	0
WPG	6	1	2	3	0

# ALIAKSEI PROTAS

**CAREER**
**GOALS**
**6 (2023-24)**
**ASSISTS**
**23 (2023-24)**
**POINTS**
**29 (2023-24)**

**REGULAR SEASON**
**PLAYOFFS**

YEAR	TEAM	LEAGUE	GP	G	A	PTS	PIM	+/-	PP	SH	GW	S	GP	G	A	PTS	PIM
2016-17	Belarus U17	Belarus2	4	0	1	1	0	-	-	-	-	-	-	-	-	-	-
2017-18	Belarus U17	Belarus2	49	9	11	20	8	-	-	-	-	-	3	1	3	4	0
	Belarus U18	WJC-18	5	1	3	4	0	2	-	-	-	-	-	-	-	-	-
2018-19	Prince Albert	WHL	61	11	29	40	4	24	1	0	2	111	23	12	10	22	6
	Belarus U20	WJC-20 D1A	5	2	3	5	0	-1	-	-	-	-	-	-	-	-	-
2019-20	Prince Albert	WHL	58	31	49	80	8	37	9	2	7	211	-	-	-	-	-
	Belarus U20	WJC-20 D1A	5	4	3	7	6	3	-	-	-	-	-	-	-	-	-
2020-21	Dinamo Minsk	KHL	58	10	8	18	4	0	3	0	1	79	5	1	3	4	4
	Hershey	AHL	16	2	5	7	2	1	0	0	1	18	-	-	-	-	-
	Belarus	WC	6	0	2	2	0	-6	-	-	-	-	-	-	-	-	-
2021-22	<b>CAPITALS</b>	<b>NHL</b>	<b>33</b>	<b>3</b>	<b>6</b>	<b>9</b>	<b>0</b>	<b>4</b>	<b>0</b>	<b>0</b>	<b>0</b>	<b>34</b>	-	-	-	-	-
	Hershey	AHL	42	8	16	24	10	-3	2	0	2	80	3	0	1	1	0
2022-23	<b>CAPITALS</b>	<b>NHL</b>	<b>58</b>	<b>4</b>	<b>11</b>	<b>15</b>	<b>12</b>	<b>-8</b>	<b>0</b>	<b>0</b>	<b>0</b>	<b>83</b>	-	-	-	-	-
	Hershey	AHL	9	2	3	5	0	-4	1	0	0	18	20	5	8	13	2
2023-24	<b>CAPITALS</b>	<b>NHL</b>	<b>78</b>	<b>6</b>	<b>23</b>	<b>29</b>	<b>8</b>	<b>-3</b>	<b>0</b>	<b>0</b>	<b>1</b>	<b>113</b>	<b>4</b>	<b>0</b>	<b>2</b>	<b>2</b>	<b>0</b>
<b>NHL / CAPITALS TOTALS</b>			<b>169</b>	<b>13</b>	<b>40</b>	<b>53</b>	<b>20</b>	<b>-7</b>	<b>0</b>	<b>0</b>	<b>1</b>	<b>230</b>	<b>4</b>	<b>0</b>	<b>2</b>	<b>2</b>	<b>0</b>

**PLAYOFFS**

TEAM	GP	G	A	PTS	PIM
NYR	4	0	2	2	0

**CAREER HIGHLIGHTS**
**FIRST NHL GAME:**

11/1/21 (WSH 2 at TBL 3)

**FIRST NHL GOAL:**

11/28/21 (WSH 4 at CAR 2, Andersen)

**FIRST NHL ASSIST:**

11/20/21 (WSH 4 at SJS 0)

**MOST GOALS IN A GAME:**

1 (13 times, last: 4/7/24, WSH 2 vs. OTT 3 OT)

**MOST ASSISTS IN A GAME:**

2 (eight times, last: 3/9/24, WSH 4 vs. CHI 1)

**MOST POINTS IN A GAME:**

3 (two times, last: 2/26/24, WSH 6 vs. OTT 3, 1G, 2A)

**MOST SHOTS IN A GAME:**

7 (3/15/23, WSH 5 vs. BUF 4 SO)

**MOST PIM IN A GAME:**

2 (10 times, last: 3/26/24, WSH 3 vs. DET 4 OT)

**MOST ICE TIME IN A GAME:**

20:17 (2/27/24, WSH 3 at DET 8)

**MULTIPLE-POINT GAMES:**

11 (3/9/24, WSH 4 vs. CHI 1, 2A)

**LONGEST GOAL STREAK:**

None

**LONGEST ASSIST STREAK:**

4 (12/20/23-12/27/23)

**LONGEST POINT STREAK:**

4 (12/20/23-12/27/23, 4A)

**PENALTY SHOTS:** None

**SHOOTOUTS:** None

**MOST GOALS IN A PLAYOFF GAME:**

None

**MOST ASSISTS IN A PLAYOFF GAME:**

1 (two times, last: 4/28/24, WSH 2 vs. NYR 4)

**MOST POINTS IN A PLAYOFF GAME:**

1 (two times, last: 4/28/24, WSH 2 vs. NYR 4, 1A)





16

DOB

FEBRUARY 18, 1998



BIRTHPLACE  
CALEDON, ON

DRAFTED  
TBL SECOND-ROUND CHOICE,  
58TH OVERALL,  
IN THE 2016 NHL DRAFT

ACQUIRED  
SIGNED AS A FREE AGENT,  
JULY 1, 2024

# Taylor RADDYSH

Pronunciation: \TAY-luhr RA-dihsh\

## 2023-24 HIGHLIGHTS

★ ★ ★

- Recorded 14 points (5g, 9a) in 73 games with Chicago
- Ranked second among Blackhawks forwards in shorthanded ice time (112:45), tied for fourth in takeaways (43) and sixth in hits (84) and blocked shots (28)
- Scored his second career shorthanded goal on Oct. 16 at Toronto
- Scored a power-play goal on Dec. 3 at Minnesota
- Tallied a single-game career-high three assists on Dec. 23 at St. Louis
- Registered a season-high six hits on Jan. 13 vs. Dallas
- Skated a career-high 21:37 on Jan. 16 vs. San Jose
- Signed a one-year contract with Washington on July 1

## CAREER

★ ★ ★

- Has recorded 73 points (36g, 37a) in 225 career games with Chicago and Tampa Bay
- Set single-season career highs in goals (20), assists (17), points (37) and games played (78) with Chicago in 2022-23
- Finished the 2022-23 season tied for the team lead in goals and ranked tied for fourth in points
- Recorded his first and only career hat trick on March 14, 2023 vs. Boston
- Scored his first career game-winning goal on Dec. 9, 2021 at Toronto
- Played parts of three seasons with the Syracuse Crunch (AHL) from 2018-21, recording 110 points (49g, 61a) in 159 games
- Was named to the AHL North Division All-Star Team in 2021
- Registered 292 points (120g, 172a) in 241 career OHL games with the Erie Otters and Soo Greyhounds from 2014-18
- Along with Capitals forward Dylan Strome, he helped lead Erie to the 2015 and 2017 OHL Cup championship
- Was named to the 2017 Memorial Cup All-Star Team after recording 11 points (5g, 6a) in five tournament games
- Represented Canada at the 2017 and 2018 IIHF World Junior Championships, winning a silver medal in 2017 and a gold medal in 2018

POS	SHOOTS
RW	RIGHT
HEIGHT	WEIGHT
6'3"	200

# 16

**VS. THE NHL**

TEAM	GP	G	A	PTS	PIM
ANA	8	1	2	3	2
ARI	11	0	0	0	2
BOS	6	4	0	4	4
BUF	8	2	2	4	0
CGY	7	1	0	1	2
CAR	5	0	0	0	0
CHI	1	1	0	1	0
COL	9	1	0	1	0
CBJ	5	1	0	1	2
DAL	8	0	0	0	2
DET	5	2	0	2	6
EDM	8	1	2	3	0
FLA	7	1	1	2	0
LAK	10	3	2	5	2
MIN	8	1	1	2	0
MTL	6	1	1	2	0
NSH	7	0	0	0	0
NJD	6	0	2	2	0
NYI	5	0	0	0	0
NYR	3	1	0	1	0
OTT	8	0	1	1	4
PHI	7	1	1	2	0
PIT	6	0	0	0	0
SJS	10	2	4	6	0
SEA	7	2	4	6	0
STL	10	0	7	7	4
TBL	5	1	1	2	2
VAN	6	2	1	3	2
VGK	8	0	0	0	4
WSH	10	4	1	5	4
WPG	5	0	2	2	0

# TAYLOR RADDYSH

**CAREER**
**GOALS**  
**20 (2022-23)**
**ASSISTS**  
**17 (2022-23)**
**POINTS**  
**37 (2022-23)**

**REGULAR SEASON**
**PLAYOFFS**

YEAR	TEAM	LEAGUE	GP	G	A	PTS	PIM	+/-	PP	SH	GW	S	GP	G	A	PTS	PIM
2013-14	Toronto	GTHL	31	25	27	52	28	-	-	-	-	-	14	3	4	7	10
2014-15	Erie	OHL	58	21	6	27	13	-8	1	0	5	-	20	3	3	6	8
	Canada White	WHC-17	5	0	1	1	0	-	-	-	-	-	-	-	-	-	-
2015-16	Erie	OHL	67	24	49	73	18	19	11	0	5	226	12	4	6	10	2
2016-17	Erie	OHL	58	42	67	109	37	67	13	2	5	218	22	12	19	31	18
	Canada	WJC-20	7	5	1	6	4	3	-	-	-	-	-	-	-	-	-
2017-18	Erie	OHL	30	15	29	44	16	10	3	1	2	123	-	-	-	-	-
	Sault Ste. Marie	OHL	28	18	21	39	14	14	5	0	2	89	24	13	21	34	14
	Canada	WJC-20	7	2	3	5	4	5	-	-	-	-	-	-	-	-	-
2018-19	Syracuse	AHL	70	18	28	46	34	14	5	0	1	88	4	0	0	0	2
2019-20	Syracuse	AHL	62	19	16	35	20	-13	6	0	3	99	-	-	-	-	-
2020-21	Syracuse	AHL	27	12	17	29	10	2	3	1	2	82	-	-	-	-	-
2021-22	Tampa Bay	NHL	53	5	7	12	8	5	0	1	1	61	-	-	-	-	-
	Chicago	NHL	21	6	4	10	2	-4	3	0	0	43	-	-	-	-	-
2022-23	Chicago	NHL	78	20	17	37	16	-28	7	0	1	129	-	-	-	-	-
2023-24	Chicago	NHL	73	5	9	14	22	-19	1	1	0	120	-	-	-	-	-
<b>NHL TOTALS</b>			<b>225</b>	<b>36</b>	<b>37</b>	<b>73</b>	<b>48</b>	<b>-46</b>	<b>11</b>	<b>2</b>	<b>2</b>	<b>353</b>	-	-	-	-	-

**CAREER HIGHLIGHTS**
**FIRST NHL GAME:**

10/12/21 (TBL 2 vs. PIT 6)

**FIRST NHL GOAL:**

12/4/21 (TBL 3 at BOS 2, Swayman)

**FIRST NHL ASSIST:**

11/1/21 (TBL 3 vs. WSH 2)

**MOST GOALS IN A GAME:**

3 (3/14/23, CHI 6 vs. BOS 3)

**MOST ASSISTS IN A GAME:**

3 (12/23/23, CHI 5 at STL 7)

**MOST POINTS IN A GAME:**

3 (three times, last: 12/23/23, CHI 5 at STL 7, 3A)

**MOST SHOTS IN A GAME:**

8 (4/27/22, CHI 4 vs. VGK 3 SO)

**MOST PIM IN A GAME:**

4 (two times, last: 10/21/23, CHI 3 vs. VGK 5)

**MOST ICE TIME IN A GAME:**

21:37 (1/16/24, CHI 2 vs. SJS 1 SO)

**MULTIPLE-POINT GAMES:**

14 (last: 3/23/24, CHI 5 at SJS 4 OT)

**LONGEST GOAL STREAK:**

2 (seven times, last: 3/11/23 – 3/14/23, 4G)

**LONGEST ASSIST STREAK:**

3 (1/14/23 – 1/19/23, 4A)

**LONGEST POINT STREAK:**

4 (three times, last: 3/8/23 – 3/14/23, 6G, 1A)

**PENALTY SHOTS:** None

**SHOOTOUTS:** 0/2

**MOST GOALS IN A PLAYOFF GAME:**

None

**MOST ASSISTS IN A PLAYOFF GAME:**

None

**MOST POINTS IN A PLAYOFF GAME:**

None



3

# Matt ROY

Pronunciation: \ MAT ROY \

## 2023-24 HIGHLIGHTS

★ ★ ★

- Established single-season career highs in assists (20) and average ice time (20:59) in 81 games with the Los Angeles Kings
- Led Los Angeles in shorthanded ice time per game (2:51) and blocked shots (197)
- Ranked second among Kings blueliners in points, ice time per game, plus-minus (+21) and hits (152)
- Ranked seventh in the NHL in blocked shots (197)
- His 230:48 of shorthanded ice time was the 14th-highest total in the League
- Played in his 300th career game on Nov. 8 at Vegas
- Registered a career-high 10 shots on goal on Feb. 24 vs. Anaheim
- Recorded his 100th career point and skated season-high 26:42 on March 7 vs. Ottawa
- Scored his fourth career game-winning goal on April 13 vs. Anaheim
- Signed a six-year contract with Washington on July 1, 2024

### DOB

MARCH 1, 1995



BIRTHPLACE  
DETROIT, MI

### DRAFTED

LAK SEVENTH-ROUND CHOICE,  
194TH OVERALL,  
IN THE 2015 NHL DRAFT

### ACQUIRED

SIGNED AS A FREE AGENT,  
JULY 1, 2024

## CAREER

★ ★ ★

- Has recorded 106 points (24g, 82a) and a +67 plus/minus rating in 369 career games with Los Angeles
- From 2018-24, he led Los Angeles defensemen in plus/minus rating (+67) and ranked second in goals, assists, points and games played
- Ranks eighth among defensemen from the 2015 NHL Draft class in goals, assists, points and games played, despite being the 67th defensemen taken
- Has registered six points (1g, 5a) in 18 career playoff games
- Scored his first career shorthanded goal on Jan. 7, 2023
- Logged a career-high 30:27 of ice time on Nov. 21, 2021 against Arizona
- Scored two goals on Oct. 18, 2022 against Nashville, marking his first and only multi-goal game
- Recorded a career-high eight blocked shots on Feb. 28, 2019 vs. Dallas
- Represented the United States at the 2021 IIHF World Championship, earning a bronze medal
- Attended Michigan Technical University from 2014-17, recording 55 points (12g, 43a) in 115 games
- Helped lead Michigan Tech to the 2017 WCHA championship and was named to the WCHA First All-Star Team
- Won the 2014 USHL Clark Cup as a member of the Indiana Ice

POS	SHOOTS
D	RIGHT
HEIGHT	WEIGHT
6'2"	212

# 3

**VS. THE NHL**

TEAM	GP	G	A	PTS	PIM
ANA	24	2	10	12	6
ARI	20	1	3	4	8
BOS	8	2	2	4	2
BUF	8	1	1	2	2
CGY	15	1	3	4	10
CAR	9	0	4	4	6
CHI	12	1	4	5	4
COL	19	0	1	1	8
CBJ	8	0	2	2	4
DAL	11	0	1	1	6
DET	7	1	3	4	0
EDM	16	0	2	2	10
FLA	9	1	4	5	4
LAK	20	2	3	5	12
MIN	8	0	3	3	0
MTL	12	2	1	3	10
NSH	8	0	2	2	0
NJD	8	2	2	4	0
NYI	8	1	2	3	4
NYR	8	1	4	5	2
OTT	8	0	1	1	2
PHI	7	0	1	1	0
PIT	16	2	2	4	2
SEA	9	0	4	4	4
STL	20	0	5	5	0
STL	9	1	1	2	0
TBL	8	0	0	0	4
VAN	14	0	0	0	0
VGK	19	3	6	9	4
WSH	9	0	4	4	2
WPG	12	0	1	1	2

**PLAYOFFS**

TEAM	GP	G	A	PTS	PIM
EDM	18	1	5	6	2

# MATT ROY

**CAREER**
**GOALS**
**9 (2022-23)**
**ASSISTS**
**20 (2023-24)**
**POINTS**
**26 (2022-23)**

**REGULAR SEASON**
**PLAYOFFS**

YEAR	TEAM	LEAGUE	GP	G	A	PTS	PIM	+/-	PP	SH	GW	S	GP	G	A	PTS	PIM
2011-12	Victory Honda	T1EHL U18	37	1	8	9	28	-	-	-	-	-	-	-	-	-	-
2012-13	Victory Honda	T1EHL U18	41	12	21	33	62	-	-	-	-	-	-	-	-	-	-
	Indiana	USHL	10	1	2	3	4	0	1	0	0	13	-	-	-	-	-
2013-14	Indiana	USHL	24	4	5	9	21	0	1	0	0	26	12	2	4	6	4
2014-15	Michigan Tech	NCAA	36	0	9	9	22	21	0	0	0	63	-	-	-	-	-
2015-16	Michigan Tech	NCAA	37	7	13	20	37	24	2	0	0	79	-	-	-	-	-
2016-17	Michigan Tech	NCAA	42	5	21	26	74	6	3	0	0	118	-	-	-	-	-
	Ontario	AHL	8	0	1	1	7	1	0	0	0	16	-	-	-	-	-
2017-18	Ontario	AHL	49	4	13	17	23	10	2	0	0	95	4	1	1	2	0
2018-19	Los Angeles	NHL	25	2	4	6	8	-1	0	0	1	34	-	-	-	-	-
	Ontario	AHL	45	8	21	29	17	-21	4	0	0	131	2	0	0	0	2
2019-20	Los Angeles	NHL	70	4	14	18	10	16	0	0	0	112	-	-	-	-	-
2020-21	Los Angeles	NHL	44	2	8	10	8	0	0	0	0	57	-	-	-	-	-
	USA	WC	8	0	1	1	4	0	-	-	-	-	-	-	-	-	-
2021-22	Los Angeles	NHL	67	2	19	21	28	23	0	0	0	153	7	0	1	1	0
2022-23	Los Angeles	NHL	82	9	17	26	22	8	0	1	2	135	6	1	2	3	0
2023-24	Los Angeles	NHL	81	5	20	25	42	21	0	0	1	135	5	0	2	2	2
<b>NHL TOTALS</b>			<b>369</b>	<b>24</b>	<b>82</b>	<b>106</b>	<b>118</b>	<b>67</b>	<b>0</b>	<b>1</b>	<b>4</b>	<b>626</b>	<b>18</b>	<b>1</b>	<b>5</b>	<b>6</b>	<b>2</b>

**CAREER HIGHLIGHTS**
**FIRST NHL GAME:**

2/16/2019 (LAK 2 vs. BOS 4)

**FIRST NHL GOAL:**

3/21/19 (LAK 4 vs. SJS 2, Jones)

**FIRST NHL ASSIST:**

3/14/19 (LAK 1 vs. NSH 3)

**MOST GOALS IN A GAME:**

2 (10/18/22, LAK 4 at NSH 3 SO)

**MOST ASSISTS IN A GAME:**

2 (seven times, last: 3/7/24, LAK 4 vs. OTT 3 OT)

**MOST POINTS IN A GAME:**

2 (10 times, last: 3/7/24, LAK 4 vs. OTT 3 OT, 2A)

**MOST SHOTS IN A GAME:**

10 (2/24/24, LAK 3 vs. ANA 2 SO)

**MOST PIM IN A GAME:**

10 (3/20/24, LAK 6 vs. MIN 0)

**MOST ICE TIME IN A GAME:**

30:27 (11/21/21, LAK 1 vs. ARI 2 OT)

**MULTIPLE-POINT GAMES:**

10 (last: 3/7/24, LAK 4 vs. OTT 3 OT, 2A)

**LONGEST GOAL STREAK:**

None

**LONGEST ASSIST STREAK:**

4 (3/2/23-3/9/23, 4A)

**LONGEST POINT STREAK:**

4 (3/2/23-3/9/23, 4A)

**PENALTY SHOTS:** None

**SHOOTOUTS:** None

**MOST GOALS IN A PLAYOFF GAME:**

1 (4/2/23, LAK 4 vs. EDM 5 OT)

**MOST ASSISTS IN A PLAYOFF GAME:**

2 (5/1/24, LAK 3 at EDM 4)

**MOST POINTS IN A PLAYOFF GAME:**

2 (5/1/24, LAK 3 at EDM 4, 2A)



38

DOB

MARCH 7, 2000



BIRTHPLACE  
UPPSALA, SWE

DRAFTED  
TOR FIRST-ROUND CHOICE,  
29TH OVERALL,  
IN THE 2018 NHL DRAFT

ACQUIRED  
FROM TOR FOR ERIK GUSTAFSSON  
AND BOS'S 1ST ROUND PICK IN THE  
2023 NHL DRAFT,  
FEBRUARY 28, 2023

POS	SHOOTS
D	LEFT
HEIGHT	WEIGHT
5'11"	189

# Rasmus SANDIN

Pronunciation: \RAZ-muhs san-DEEN\

## 2023-24 HIGHLIGHTS



- Ranked second on Washington in ice time per game (21:07)
- Among Washington defensemen, Sandin ranked second in points (23) and fourth in blocked shots (106)
- Registered a season-high four shots on Feb. 24 at Florida
- Scored his fifth career game-winning goal on Feb. 22 at Tampa Bay
- Registered a career-high +4 plus/minus rating on Feb. 20 vs. New Jersey
- Played in his 200th career game and recorded an assist on Feb. 8 at Florida
- Tallied two assists on Jan. 2 at Pittsburgh, marking his first multi-point game of the season
- Skated a season-high 27:02 on Nov. 22 vs. Buffalo

## CAREER



- Set career highs in games played (71), goals (7), assists (28) and points (35) in 2022-23, more than doubling his previous career-high point total
- Recorded three assists in his Capitals debut on March 4, 2023 at San Jose and became the first defenseman and seventh skater in franchise history to record three points in his first game with Washington
- Set the franchise record for most assists (8a in 5 GP) in a player's first five games with the Capitals
- Required the fewest games (7 GP) for a defenseman to reach 10 points in franchise history, besting the previous mark set by Kevin Shattenkirk in 2016-17 (13 GP)
- Logged a career-high 29:58 of ice time on March 9, 2023 vs. New Jersey
- Skated in his 100th career NHL game on Nov. 5, 2022 vs. Boston
- Made his NHL debut with Toronto and recorded his first career point with an assist on Oct. 2, 2019 vs. Ottawa
- Represented Sweden at the 2019 and 2020 World Junior Championships, earning a bronze medal in 2020
- Was named the tournament's top defenseman at the 2020 World Junior Championships after leading all blueliners with 10 points (3g, 7a) in seven games.
- Earned a bronze medal with Sweden at the 2017 Ivan Hlinka Memorial Tournament
- Selected to and played in the 2020 AHL All-Star Classic
- Named to the OHL First All-Rookie Team with the Sault Ste. Marie Greyhounds in 2017-18

# 38

## VS. THE NHL

TEAM	GP	G	A	PTS	PIM
ANA	5	0	2	2	2
ARI	2	0	0	0	0
BOS	5	0	1	1	2
BUF	5	1	1	2	2
CGY	4	1	2	3	2
CAR	5	0	0	0	0
CHI	4	1	2	3	0
COL	2	0	0	0	2
CBJ	5	0	1	1	0
DAL	5	2	1	3	0
DET	7	3	2	5	2
EDM	1	0	0	0	0
FLA	3	0	0	0	0
LAK	6	1	4	5	2
MIN	4	0	1	1	2
MTL	10	0	4	4	4
NSH	4	1	1	2	0
NJD	7	1	2	3	9
NYI	7	1	4	5	5
NYR	8	0	1	1	0
OTT	8	0	4	4	4
PHI	3	0	0	0	0
PIT	9	0	0	0	5
SJS	5	0	3	3	0
SEA	3	0	0	0	0
STL	5	0	1	1	2
TBL	7	0	2	2	4
VAN	7	0	4	4	0
VGK	4	0	1	1	0
WSH	4	1	3	4	2
WPG	5	0	3	3	2

## PLAYOFFS

TEAM	GP	G	A	PTS	PIM
MTL	5	1	0	1	0
NYR	1	0	0	0	2

# RASMUS SANDIN

## CAREER

### GOALS

7 (2022-23)

### ASSISTS

28 (2022-23)

### POINTS

35 (2022-23)



## REGULAR SEASON

## PLAYOFFS

YEAR	TEAM	LEAGUE	GP	G	A	PTS	PIM	+/-	PP	SH	GW	S	GP	G	A	PTS	PIM
2016-17	Brynäs IF	SuperElit	36	3	15	18	14	-8	-	-	-	-	2	0	1	1	2
2017-18	Rögle BK	SHL	5	0	1	1	0	-2	-	-	-	-	-	-	-	-	-
	Sault Ste. Marie	OHL	51	12	33	45	24	35	4	0	1	94	24	1	12	13	8
2018-19	Toronto	AHL	44	6	22	28	16	-10	3	0	1	65	13	0	10	10	6
	Sweden U20	WJC-20	5	2	2	4	4	4	-	-	-	-	-	-	-	-	-
2019-20	Toronto	NHL	28	1	7	8	10	-7	0	0	1	22	-	-	-	-	-
	Toronto	AHL	21	2	13	15	17	-2	1	0	0	26	13	0	10	10	6
	Sweden U20	WJC-20	7	3	7	10	6	3	-	-	-	-	-	-	-	-	-
2020-21	Toronto	NHL	9	0	4	4	0	6	0	0	0	9	5	1	0	1	0
	Toronto	AHL	1	0	0	0	0	1	0	0	0	0	-	-	-	-	-
2021-22	Toronto	NHL	51	5	11	16	4	9	0	0	3	46	-	-	-	-	-
2022-23	Toronto	NHL	52	4	16	20	23	10	0	0	0	58	-	-	-	-	-
	CAPITALS	NHL	19	3	12	15	16	-7	0	0	0	23	-	-	-	-	-
2023-24	CAPITALS	NHL	68	3	20	23	24	-13	0	0	1	79	1	0	0	0	2
	NHL TOTALS		159	13	50	63	53	11	0	0	4	158	6	1	0	1	2
	CAPITALS TOTALS		19	3	12	15	16	-7	0	0	0	23	1	0	0	0	2

## CAREER HIGHLIGHTS

### FIRST NHL GAME:

10/2/19 (TOR 5 vs. OTT 3)

### FIRST NHL GOAL:

1/27/20 (TOR 5 at NSH 2, Rinne)

### FIRST NHL ASSIST:

10/2/19 (TOR 5 vs. OTT 3)

### MOST GOALS IN A GAME:

1 (16 times, last: 2/22/24, WSH 5 at TBL 3)

### MOST ASSISTS IN A GAME:

3 (three times, last: 3/11/23, WSH 5 at NYI 1)

### MOST POINTS IN A GAME:

3 (three times, last: 3/11/23, WSH 5 at NYI 1, 3A)

### MOST SHOTS IN A GAME:

4 (three times, last: 2/24/24, WSH 2 at FLA 3 OT)

### MOST PIM IN A GAME:

9 (4/13/23, WSH 4 vs. NJD 5 OT)

### MOST ICE TIME IN A GAME:

29:58 (3/9/23, WSH 2 vs. NJD 3 SO)

### MULTIPLE-POINT GAMES:

13 (last: 1/2/24, WSH 4 at PIT 3, 2A)

### LONGEST GOAL STREAK:

2 (two times, last: 1/27/24-2/6/24, 2G)

### LONGEST ASSIST STREAK:

3 (three times, last: 3/18/24-3/22/24, 3A)

### LONGEST POINT STREAK:

3 (five times, last: 3/18/24-3/22/24, 3A)

### PENALTY SHOTS:

None

### SHOOTOUTS:

0/1

### MOST GOALS IN A PLAYOFF GAME:

1 (5/22/21, TOR 5 vs. MTL 1)

### MOST ASSISTS IN A PLAYOFF GAME:

None

### MOST POINTS IN A PLAYOFF GAME:

1 (5/22/21, TOR 5 vs. MTL 1)



17

DOB

MARCH 7, 1997



BIRTHPLACE  
MISSISSAUGA, ON

DRAFTED

ARI FIRST-ROUND CHOICE,  
THIRD OVERALL,  
IN THE 2015 NHL DRAFT

ACQUIRED

SIGNED AS FREE AGENT,  
JULY 14, 2022

POS	SHOOTS
C	LEFT
HEIGHT	WEIGHT
6'3"	196

# Dylan STROME

Pronunciation: \DIH-luhn STROHM\

## 2023-24 HIGHLIGHTS

★ ★ ★

- Led the Capitals in points and became the first player other than Alex Ovechkin to finish an 82-game season as Washington's points leader since Nicklas Backstrom in 2016-17
- Established new single-season career highs in goals (27), points (67), power-play goals (6), game-winning goals (5) and shots (169) for the second consecutive season
- Led Washington in overtime goals (3) and ranked tied for first in game-winning goals (5)
- Ranked second on Washington in goals (27), assists (40) and power-play points (22)
- Was one of two Capitals to appear in all 82 of the team's games
- After recording 26 points (15g, 11a) in his first 41 games of 2023-24, Strome was a point-per-game player in the second half (41p in 41 GP)
- Recorded two points in four playoff games, including his third career playoff goal on April 23 at the NY Rangers
- Recorded his 300th career point, a goal, on April 9 at Detroit
- Scored two goals, including his third career overtime goal on March 26 vs. Detroit
- Scored the game-deciding shootout goal on March 22 vs. Carolina
- Scored his 20th goal of the season on Feb. 10 at Boston, marking his third consecutive 20-goal season
- Played in his 400th career game on Jan. 24 at Colorado
- Scored his 100th career goal on Dec. 7 vs. Dallas
- Scored his first career overtime goal on Nov. 22 vs. Buffalo

## CAREER

★ ★ ★

- Since joining Washington ahead of the 2022-23 season, Strome ranks first on the Capitals in games played (163) and assists (82) and second in goals (50) and points (132)
- His 65 points in 2022-23 were the most by a Capital in their first season with the club since Nicklas Backstrom in 2007-08 (14g-55a-69p in 82 GP) and the most by a non-Capitals draft pick in their first season with Washington since Robert Lang in 2002-03 (22g-47a-69p in 82 GP)
- In 2022-23, Strome became just the seventh Capital to reach the 60-point mark since 2005-06 (Alex Ovechkin: 16x; Nicklas Backstrom: 10x; John Carlson: 4x; Evgeny Kuznetsov: 4x; Alexander Semin: 3x; Mike Green: 2x)
- Ranked second on the Capitals in goals (23), assists (42), points (65), power-play points (21) and multi-goal games (17) in 2022-23
- Recorded 28 points (11g, 17a) in his final 22 games of the 2022-23 season and led Washington in points from Dec. 23 through the Capitals' regular-season finale on April 13 (17g-24a-41p in 46 GP)
- Established a career-long four-game goal streak (4/2-4/10/23: 5g)
- Recorded two six-game point streaks (3/4-3/15/23: 3g, 7a; 4/2-4/13/23: 5g, 3a), tying a career long
- Signed a five-year contract extension with Washington on Feb. 3, 2023
- Recorded his first career hat trick and four-point game (3g, 1a) with Chicago on Jan. 26, 2022 against the Detroit Red Wings
- Averaged 0.68 points per game in parts of four seasons with Chicago from 2018-19-2021-22, which ranked fifth on the team in that span
- Represented Canada at the 2019 World Championship, where he earned a silver medal, and at the 2017 and 2016 World Junior Championships, earning a silver medal at the 2017 tournament
- Recorded 354 points (114g, 240a) in 219 regular-season games with the Erie Otters of the Ontario Hockey League (OHL) from 2013-14 to 2016-17. Strome's 354 points are the most in Erie franchise history

# 17

**VS. THE NHL**

TEAM	GP	G	A	PTS	PIM
ANA	13	7	4	11	2
ARI	11	5	2	7	8
BOS	11	1	5	6	4
BUF	10	3	5	8	4
CGY	13	3	3	6	8
CAR	14	4	3	7	4
CHI	4	0	3	3	2
COL	13	2	6	8	0
CBJ	17	4	5	9	10
DAL	17	3	3	6	2
DET	16	5	9	14	8
EDM	9	4	6	10	0
FLA	14	4	3	7	4
LAK	10	2	5	7	2
MIN	11	3	8	11	2
MTL	6	2	3	5	0
NSH	19	1	3	4	6
NJD	10	2	7	9	2
NYI	9	5	4	9	0
NYR	8	1	4	5	2
OTT	8	3	3	6	2
PHI	10	3	2	5	0
PIT	9	2	1	3	2
SJS	11	5	6	11	6
SEA	4	0	0	0	2
STL	10	1	8	9	4
TBL	14	4	5	9	4
TOR	6	0	4	4	4
VAN	13	2	9	11	4
VGK	15	4	8	12	4
WSH	5	1	4	5	2
WPG	14	4	4	8	6

# DYLAN STROME

**CAREER**
**GOALS**  
27 (2023-24)

**ASSISTS**  
42 (2022-23)

**POINTS**  
67 (2023-24)

**REGULAR SEASON**
**PLAYOFFS**

YEAR	TEAM	LEAGUE	GP	G	A	PTS	PIM	+/-	PP	SH	GW	S	GP	G	A	PTS	PIM
2013-14	Erie	OHL	60	10	29	39	11	17	2	0	4	-	14	3	6	9	0
	Canada-Ontario	WHC-17	5	6	5	11	0	-	-	-	-	-	-	-	-	-	-
2014-15	Erie	OHL	68	45	84	129	32	47	14	0	8	-	20	10	12	22	12
2015-16	Erie	OHL	56	37	74	111	44	23	9	1	8	229	13	10	11	21	12
	Canada	WJC-20	5	4	2	6	4	1	-	-	-	-	-	-	-	-	-
2016-17	Arizona	NHL	7	0	1	1	0	-5	0	0	0	6	-	-	-	-	-
	Erie	OHL	35	22	53	75	18	36	6	0	4	143	22	14	20	34	14
	Canada	WJC-20	7	3	7	10	0	1	-	-	-	-	-	-	-	-	-
2017-18	Arizona	NHL	21	4	5	9	8	4	1	0	0	30	-	-	-	-	-
	Tuscon	AHL	50	22	31	53	28	8	9	0	3	144	9	3	5	8	2
2018-19	Arizona	NHL	20	3	3	6	6	-10	3	0	1	40	-	-	-	-	-
	Chicago	NHL	58	17	34	51	14	2	3	0	2	105	-	-	-	-	-
	Canada	WC	10	1	4	5	2	1	-	-	-	-	-	-	-	-	-
2019-20	Chicago	NHL	58	12	26	38	16	1	2	0	2	97	9	2	1	3	2
2020-21	Chicago	NHL	40	9	8	17	14	-16	4	0	1	71	-	-	-	-	-
2021-22	Chicago	NHL	69	22	26	48	28	-6	5	0	2	126	-	-	-	-	-
2022-23	CAPITALS	NHL	81	23	42	65	24	-4	3	0	2	154	-	-	-	-	-
2023-24	CAPITALS	NHL	82	27	40	67	22	-13	6	0	5	169	4	1	1	2	0
NHL TOTALS			436	117	185	302	132	-47	27	0	15	798	13	3	2	5	2
CAPITALS TOTALS			163	50	82	132	46	-17	9	0	7	323	4	1	1	2	0

**PLAYOFFS**

TEAM	GP	G	A	PTS	PIM
EDM	4	1	0	1	0
NYR	4	1	1	2	0
VGK	5	1	1	2	2

**CAREER HIGHLIGHTS**
**FIRST NHL GAME:**

10/18/16 (ARI 4 at OTT 7)

**FIRST NHL GOAL:**

12/2/17 (ARI 5 vs. NJD 0, Kinkaid)

**FIRST NHL ASSIST:**

10/18/16 (ARI 4 at OTT 7)

**MOST GOALS IN A GAME:**

3 (two times, last: 3/8/22, CHI 8 vs. ANA 3)

**MOST ASSISTS IN A GAME:**

3 (six times, last: 3/22/24, WSH 7 vs. CAR 6 SO)

**MOST POINTS IN A GAME:**

4 (two times, last: 3/8/22, CHI 8 vs. ANA 3, 3G, 1A)

**MOST SHOTS IN A GAME:**

8 (two times, last: 2/6/24, WSH 2 vs. MTL 5)

**MOST PIM IN A GAME:**

6 (1/7/19, CHI 3 vs. CGY 4)

**MOST ICE TIME IN A GAME:**

25:06 (3/22/24, WSH 7 vs. CAR 6 SO)

**MULTIPLE-POINT GAMES:**

68 (last: 4/5/24, WSH 2 at CAR 4, 2A)

**LONGEST GOAL STREAK:**

4 (4/2/23-4/10/23, 5G)

**LONGEST ASSIST STREAK:**

5 (2/17/24-2/26/24, 7A)

**LONGEST POINT STREAK:**

6 (five times, last: 12/10/23-12/21/23, 3G, 4A)

**PENALTY SHOTS:** None

**SHOOTOUTS:** 2/11

**MOST GOALS IN A PLAYOFF GAME:**

1 (three times, last: 4/23/24, WSH 3 at NYR 4)

**MOST ASSISTS IN A PLAYOFF GAME:**

1 (two times, last: 4/28/24, WSH 2 vs. NYR 4)

**MOST POINTS IN A PLAYOFF GAME:**

1 (five times, last: 4/28/24, WSH 2 vs. NYR 4)





# Logan THOMPSON

Pronunciation: \LOH-guhn TAWMP-suhn\

## 2023-24 HIGHLIGHTS



- Posted a 25-14-5 record with a 2.70 goals-against average, a .908 save percentage and one shutout in 46 games with Vegas
- Established single-season career highs in wins and games played
- His 2.70 goals-against average ranked 10th in the NHL among goaltenders with at least 45 games played
- Played in his 100th career game on April 5 at Arizona
- Made a season-high 39 saves on March 28 at Winnipeg
- Earned his 50th career win on March 21 vs. Seattle
- Stopped all 29 shots against on Feb. 19 at San Jose to earn his fourth career shutout
- Started the season with a 5-0-0 record, marking the best season-opening win streak by a Vegas goaltender in franchise history
- Made his Stanley Cup Playoff debut in Game 1 of Vegas' First Round series at Dallas on April 22
- Posted a 2-2 record with a 2.35 goals-against average and a .921 save percentage in four playoff games

48



DOB

FEBRUARY 25, 1997



BIRTHPLACE  
CALGARY, AB

## CAREER



- In 103 career NHL games with Vegas, Thompson has a record of 56-32-11 with a 2.67 goals-against average, a .912 save percentage and four shutouts
- Represented Vegas at the 2023 NHL All-Star Game and became the first rookie goaltender to be selected to the All-Star Game since 2016 (John Gibson, Anaheim)
- Was named the NHL's Rookie of the Month in November 2022 after posting a record of 8-2-0 with a 2.88 goals-against average and a .909 save percentage in 10 appearances. During the month, Thompson became just the sixth rookie goaltender in NHL history to earn at least six road victories in a calendar month
- Won the 2023 Stanley Cup with Vegas
- Made a career-high 43 saves on Dec. 1, 2022 at Pittsburgh
- Stopped all 22 shots against to earn his first career NHL shutout on March 30, 2022 at Seattle
- Earned a silver medal with Canada at the 2022 World Championships, where he posted a record of 3-1 with a 3.00 goals-against average and a .881 save percentage in four games played
- Was awarded the Aldege "Baz" Bastien Memorial Award as the AHL's outstanding goaltender for the 2020-21 season after posting a record of 16-6-1 with a 1.96 goals-against average, a .943 save percentage and two shutouts in 23 games with the Henderson Silver Knights
- Appeared in 32 games with Washington's ECHL affiliate, the South Carolina Stingrays, during the 2019-20 season, where he posted a record of 23-8-1 with a 2.25 goals-against average, a .929 save percentage and three shutouts
- Attended Brock University (USports) in 2018-19, posting a record of 18-6 with a 2.72 goals-against average and a .934 save percentage
- Was selected to the USports (OUA West) All-Rookie Team, USports (OUA West) First All-Star Team and named the USports (OUA West) Goaltender of the Year

**ACQUIRED FROM VGK FOR THE NYI'S THIRD-ROUND PICK IN THE 2024 NHL DRAFT AND THE CAPITALS' THIRD-ROUND PICK IN THE 2025 NHL DRAFT, JUNE 29, 2024**

POS	CATCHES
G	RIGHT
HEIGHT	WEIGHT
6'4"	207

# 48

## VS. THE NHL

TEAM	GP	MIN	SO	W	L	OT	GAA	Sv%
ANA	4	228	1	1	2	1	2.10	.919
ARI	5	297	0	2	3	0	2.63	.891
BOS	3	183	0	2	1	0	2.29	.932
BUF	3	178	0	1	2	0	5.05	.844
CGY	5	291	0	3	2	0	2.68	.924
CAR	1	45	0	0	1	0	8.05	.793
CHI	5	307	1	4	0	1	1.76	.940
CBJ	3	139	0	1	1	0	3.46	.892
COL	2	118	0	1	1	0	2.55	.907
DAL	3	180	0	1	1	1	2.00	.929
DET	1	58	0	0	1	0	4.10	.857
EDM	3	184	0	0	2	1	3.92	.888
FLA	2	120	0	1	1	0	3.50	.903
LAK	6	344	0	4	2	0	2.62	.919
MIN	5	230	0	3	1	0	1.57	.950
NSH	4	237	0	3	1	0	2.28	.933
NJD	3	186	0	1	0	2	3.22	.895
NYI	3	183	0	1	1	1	2.30	.923
NYR	2	120	0	1	1	0	3.00	.910
OTT	4	237	0	3	0	1	2.53	.929
PHI	2	121	0	1	0	1	2.98	.909
PIT	2	118	0	1	1	0	3.05	.917
SJS	5	303	1	3	1	1	1.78	.938
SEA	4	237	1	3	1	0	1.52	.939
STL	5	306	0	4	0	1	2.75	.896
TOR	3	166	0	2	1	0	2.89	.895
VAN	5	258	0	2	2	0	3.95	.870
WSH	5	281	0	4	1	0	1.92	.918
WPG	5	269	0	3	1	0	2.90	.911

## PLAYOFFS

TEAM	GP	MIN	SO	W	L	OT	GAA	Sv%
DAL	4	255	0	2	2	0	2.35	.921

# LOGAN THOMPSON

## CAREER

### GAMES PLAYED

46 (2023-24)

### WINS

25 (2023-24)

### SHUTOUTS

2 (2022-23)



## REGULAR SEASON

## PLAYOFFS

YEAR	TEAM	LEAGUE	GP	W	L	OT	MIN	GA	SO	GAA	SA	SV%	GP	W	L	GAA	SV%
2014-15	Brandon	WHL	4	3	1	0	240	19	0	4.74	123	.846	-	-	-	-	-
	Grand Prairie	AJHL	22	4	11	5	-	-	1	3.39	-	.906	-	-	-	-	-
2015-16	Brandon	WHL	23	17	1	0	1231	54	0	2.63	527	.898	1	0	0	2.65	0.92
2016-17	Brandon	WHL	40	14	17	7	2299	124	1	3.24	1352	.908	4	0	4	4.96	0.902
2017-18	Brandon	WHL	55	29	22	3	3165	180	3	3.41	1950	.908	2	0	2	8.3	0.765
2018-19	Brock University	Usports	24	18	6	0	1651	64	3	2.33	902	.929	5	3	2	2.82	0.915
	Adirondack	ECHL	8	2	4	1	463	21	1	2.72	-	.918	-	-	-	-	-
	Binghamton	AHL	1	0	1	0	60	5	0	5.03	27	.815	-	-	-	-	-
2019-20	South Carolina	ECHL	32	23	8	1	1922	72	3	2.25	-	.929	-	-	-	-	-
2020-21	Vegas	NHL	1	0	0	0	8	0	0	--	2	1.00	-	-	-	-	-
	Henderson	AHL	23	16	6	1	1350	44	2	1.96	768	.943	5	3	2	2.33	0.919
2021-22	Vegas	NHL	19	10	5	3	1098	49	1	2.68	569	.914	-	-	-	-	-
	Henderson	AHL	26	13	9	4	1492	69	2	2.77	863	.920	-	-	-	-	-
2022-23	Vegas	NHL	37	21	13	3	2171	96	2	2.65	1132	.915	-	-	-	-	-
2023-24	Vegas	NHL	46	25	14	5	2645	119	1	2.70	1298	.908	4	2	2	2.35	0.921
NHL TOTALS			103	56	32	11	5,923	264	4	2.67	3,001	.912	4	2	2	2.35	.921

## CAREER HIGHLIGHTS

### FIRST NHL GAME:

3/10/2021 (VGK 3 at MIN 4)

### FIRST NHL WIN:

2/20/22 (VGK 4 at SJS 1)

### FIRST NHL SHUTOUT:

3/30/22 (VGK 3 at SEA 0)

### MOST SHOTS FACED IN A GAME:

47 (12/1/22, VGK 3 at PIT 4)

### MOST SAVES IN A GAME:

43 (12/1/22, VGK 3 at PIT 4)

### LONGEST WIN STREAK:

7 (2/9/23 – 11/2/23)

### LONGEST LOSING STREAK:

3 (1/7/23 – 1/16/23)

### SHOOTOUTS:

4-6, 10 GA ON 43 attempts

### MOST SHOTS FACED IN A PLAYOFF GAME:

46 (4/27/24, VGK 2 vs. DAL 3 OT)



# Trevor van RIEMSDYK

Pronunciation: \TREH-vuhr van REEMZ-dighk\

## 2023-24 HIGHLIGHTS

★ ★ ★

- Ranked fifth on Washington in blocked shots (103) and seventh in ice time per game (18:40)
- His 18:40 of ice time per game marked the third-highest rate of his career (2015-16: 19:59; 2022-23: 19:04)
- Played in his 600th career game on April 15 vs. Boston, becoming just the sixth active undrafted defenseman to reach the milestone
- Recorded his 100th career assist on April 5 at Carolina
- Skated a season-high 23:19 on Feb. 20 vs. New Jersey
- Recorded a season-high six shots on Feb. 6 vs. Montreal
- Tallied his 50th point as a Capital on Jan. 11 vs. Seattle
- Played in his 200th game as a Capital on Jan. 7 vs. Los Angeles
- Blocked a season-high six shots on Oct. 29 vs. San Jose
- Tallied his third career shorthanded point on Oct. 27 vs. Minnesota

57



DOB

JULY 24, 1991



BIRTHPLACE  
MIDDLETOWN, NJ

ACQUIRED  
SIGNED AS FREE AGENT,  
OCTOBER 10, 2020

## CAREER

★ ★ ★

- Recorded a career-high 23 points (7g, 16a) in 76 games in 2022-23
- Led Washington and ranked tied for 16th in the NHL in blocked shots (160) in 2022-23
- Scored two goals on Jan. 31, 2023 at Columbus, marking his first career multi-goal game
- Recorded his 100th career point on Jan. 17, 2023 vs. Minnesota
- Played in his 500th career game on Jan. 11, 2023 at Philadelphia
- Won a Stanley Cup in his rookie season with the Chicago Blackhawks in 2015, playing all four of his playoff games in the Final against the Tampa Bay Lightning
- Ranks sixth among active undrafted defensemen in games played (601) and seventh in points (126)
- Since joining the Capitals in 2020-21, van Riemsdyk ranks second on the Capitals in blocked shots (419) and third in shorthanded ice time (528:32)
- Played three seasons at the University of New Hampshire, recording 75 points (16g, 59a) in 102 games. Earned NCAA (Hockey East) All-Rookie Team honors during his freshman season in 2011-12 and was named to the NCAA (East) First All-American Team, the NCAA (Hockey East) First All-Star Team and received NCAA (New England) D1 All-Star honors in 2012-13.

POS	SHOOTS
D	RIGHT
HEIGHT	WEIGHT
6'3"	197

# 57

**VS. THE NHL**

TEAM	GP	G	A	PTS	PIM
ANA	15	0	3	3	2
ARI	16	0	8	8	0
BOS	20	1	2	3	6
BUF	17	0	4	4	2
CGY	13	0	1	1	2
CAR	10	0	1	1	0
CHI	10	1	0	1	0
COL	18	0	3	3	2
CBJ	19	2	2	4	9
DAL	19	3	2	5	2
DET	19	1	1	2	21
EDM	14	2	1	3	0
FLA	16	1	2	3	0
LAL	13	0	0	0	4
MIN	19	1	6	7	4
MTL	15	2	3	5	2
NSH	19	0	4	4	8
NJD	17	1	4	5	0
NYI	27	2	6	8	6
NYR	24	1	5	6	6
OTT	19	0	3	3	4
PHI	26	0	2	2	19
PIT	21	0	4	4	20
SJS	14	0	4	4	4
SEA	4	0	0	0	0
STL	18	1	4	5	14
TBL	18	0	4	4	6
TOR	18	2	3	4	4
VAN	14	0	3	3	2
VGK	9	2	1	3	4
WSH	13	0	1	1	2
WPG	17	1	1	2	4

# TREVOR VAN RIEMSDYK

**CAREER**
**GOALS**

7 (2022-23)

**ASSISTS**

16 (2022-23, 2021-22)

**POINTS**

23 (2022-23)


**REGULAR SEASON**
**PLAYOFFS**

YEAR	TEAM	LEAGUE	GP	G	A	PTS	PIM	+/-	PP	SH	GW	S	GP	G	A	PTS	PIM
2009-10	N.H. Jr. Monarchs	EJHL	31	8	27	35	4	-	-	-	-	-	4	0	3	3	0
2010-11	N.H. Jr. Monarchs	EJHL	39	16	22	38	20	-	-	-	-	-	6	2	3	5	4
2011-12	New Hampshire	H-East	37	4	15	19	24	7	-	-	-	-	-	-	-	-	-
2012-13	New Hampshire	H-East	39	8	25	33	8	10	-	-	-	-	-	-	-	-	-
2013-14	New Hampshire	H-East	26	4	19	23	10	13	-	-	-	-	-	-	-	-	-
<b>2014-15</b>	<b>Chicago</b>	<b>NHL</b>	<b>18</b>	<b>0</b>	<b>1</b>	<b>1</b>	<b>2</b>	<b>0</b>	<b>0</b>	<b>0</b>	<b>0</b>	<b>21</b>	<b>4</b>	<b>0</b>	<b>0</b>	<b>0</b>	<b>0</b>
	Rockford	AHL	8	0	3	3	0	2	0	0	0	7	-	-	-	-	-
<b>2015-16</b>	<b>Chicago</b>	<b>NHL</b>	<b>82</b>	<b>3</b>	<b>11</b>	<b>14</b>	<b>31</b>	<b>-5</b>	<b>0</b>	<b>0</b>	<b>1</b>	<b>85</b>	<b>7</b>	<b>1</b>	<b>0</b>	<b>1</b>	<b>2</b>
<b>2016-17</b>	<b>Chicago</b>	<b>NHL</b>	<b>58</b>	<b>5</b>	<b>11</b>	<b>16</b>	<b>29</b>	<b>17</b>	<b>0</b>	<b>0</b>	<b>2</b>	<b>73</b>	<b>4</b>	<b>0</b>	<b>0</b>	<b>0</b>	<b>0</b>
<b>2017-18</b>	<b>Carolina</b>	<b>NHL</b>	<b>79</b>	<b>3</b>	<b>13</b>	<b>16</b>	<b>20</b>	<b>9</b>	<b>0</b>	<b>0</b>	<b>1</b>	<b>111</b>	-	-	-	-	-
<b>2018-19</b>	<b>Carolina</b>	<b>AHL</b>	<b>78</b>	<b>3</b>	<b>11</b>	<b>14</b>	<b>10</b>	<b>-4</b>	<b>0</b>	<b>0</b>	<b>1</b>	<b>102</b>	<b>9</b>	<b>0</b>	<b>0</b>	<b>0</b>	<b>2</b>
<b>2019-20</b>	<b>Carolina</b>	<b>NHL</b>	<b>49</b>	<b>1</b>	<b>7</b>	<b>8</b>	<b>10</b>	<b>-7</b>	<b>0</b>	<b>0</b>	<b>0</b>	<b>58</b>	<b>2</b>	<b>0</b>	<b>1</b>	<b>1</b>	<b>4</b>
<b>2020-21</b>	<b>CAPITALS</b>	<b>NHL</b>	<b>20</b>	<b>1</b>	<b>2</b>	<b>3</b>	<b>2</b>	<b>-1</b>	<b>0</b>	<b>0</b>	<b>0</b>	<b>23</b>	-	-	-	-	-
<b>2021-22</b>	<b>CAPITALS</b>	<b>NHL</b>	<b>72</b>	<b>1</b>	<b>16</b>	<b>17</b>	<b>40</b>	<b>-3</b>	<b>0</b>	<b>0</b>	<b>0</b>	<b>75</b>	<b>6</b>	<b>1</b>	<b>1</b>	<b>2</b>	<b>0</b>
<b>2022-23</b>	<b>CAPITALS</b>	<b>NHL</b>	<b>75</b>	<b>7</b>	<b>16</b>	<b>23</b>	<b>15</b>	<b>10</b>	<b>0</b>	<b>0</b>	<b>0</b>	<b>97</b>	-	-	-	-	-
<b>2023-24</b>	<b>CAPITALS</b>	<b>NHL</b>	<b>70</b>	<b>0</b>	<b>14</b>	<b>14</b>	<b>18</b>	<b>-7</b>	<b>0</b>	<b>0</b>	<b>0</b>	<b>75</b>	<b>3</b>	<b>0</b>	<b>0</b>	<b>0</b>	<b>0</b>
<b>NHL TOTALS</b>			<b>601</b>	<b>24</b>	<b>102</b>	<b>126</b>	<b>177</b>	<b>9</b>	<b>0</b>	<b>0</b>	<b>5</b>	<b>720</b>	<b>35</b>	<b>2</b>	<b>2</b>	<b>4</b>	<b>8</b>
<b>CAPITALS TOTALS</b>			<b>237</b>	<b>9</b>	<b>48</b>	<b>57</b>	<b>75</b>	<b>-1</b>	<b>0</b>	<b>0</b>	<b>0</b>	<b>270</b>	<b>9</b>	<b>1</b>	<b>1</b>	<b>2</b>	<b>0</b>

**PLAYOFFS**

TEAM	GP	G	A	PTS	PIM
BOS	2	0	1	1	4
FLA	6	1	1	2	0
NSH	4	0	0	0	0
NYI	2	0	0	0	0
STL	7	1	0	1	2
NYR	3	0	0	0	0
TBL	4	0	0	0	0
WSH	7	0	0	0	2

**CAREER HIGHLIGHTS**
**FIRST NHL GAME:**

10/9/14 (CHI 3 at DAL 2 SO)

**FIRST NHL GOAL:**

10/10/15 (CHI 4 vs. NYI 1, Berube)

**FIRST NHL ASSIST:**

11/9/14 (CHI 5 vs. SJS 2)

**MOST GOALS IN A GAME:**

2 (1/31/23, WSH 4 at CBJ 3 OT)

**MOST ASSISTS IN A GAME:**

2 (four times, last: 3/11/23, WSH 5 at NYI 1)

**MOST POINTS IN A GAME:**

2 (six times, last: 3/11/23, WSH 5 at NYI 1, 2A)

**MOST SHOTS IN A GAME:**

7 (5/8/21, WSH 2 vs. PHI 1 OT)

**MOST PIM IN A GAME:**

17 (two times, last: 2/17/22, WSH 5 at PHI 3)

**MOST ICE TIME IN A GAME:**

28:16 (3/20/16, CHI 2 vs. MIN 3 SO)

**MULTIPLE-POINT GAMES:**

6 (last: 3/11/23, WSH 5 at NYI 1, 2A)

**LONGEST GOAL STREAK:**

2 (two times, last: 12/11/22-12/13/22, 2G)

**LONGEST ASSIST STREAK:**

3 (three times, last: 3/11/23-3/15/23, 4A)

**LONGEST POINT STREAK:**

4 (3/9/23-3/15/23, 1G, 4A)

**PENALTY SHOTS:** None

**SHOOTOUTS:** 0/2

**MOST GOALS IN A PLAYOFF GAME:**

1 (two times, last: 5/7/22, WSH 6 vs. FLA 1)

**MOST ASSISTS IN A PLAYOFF GAME:**

1 (two times, last: 5/13/22, WSH 3 at FLA 4 OT)

**MOST POINTS IN A PLAYOFF GAME:**

1 (four times, last: 5/13/22, WSH 3 at FLA 4 OT, 1A)



# JAKUB VRANA

Pronunciation: \YA-kuhb VRAH-nuh\

## 2023-24 HIGHLIGHTS



- Spent the 2023-24 season in the St. Louis Blues organization, splitting time between the Blues and their AHL affiliate, the Springfield Thunderbirds
- Recorded six points (2g, 4a) in 21 games with St. Louis
- Tallied two points (1g, 1a) on Oct. 19 vs. Arizona
- Registered 36 points (16g, 20a) in 42 games with Springfield, ranking third on the Thunderbirds in points-per-game (0.86)
- Ranked tied second on Springfield in power-play goals (5), tied for third in goals and tied for sixth in points

## CAREER



- Recorded 157 points (76g, 81a) in 284 games with Washington from 2016 to 2021
- Won the Stanley Cup with the Capitals in 2018, registering eight points (3g, 5a) in 23 playoff games
- Two of Vrana's three goals in 2018 were game winners, while his third was the game-opening goal in Washington's Cup-clinching Game 5 victory against the Vegas Golden Knights.
- Appeared in 42 games with the Detroit Red Wings from 2021 to 2023, tallying 32 points (22g, 10a). Vrana's 2.89 points-per-60 minutes at five-on-five during his time in Detroit led the team, while his 0.76 points-per-game ranked third (min. 40 GP)
- Appeared in every game with Washington during the 2018-19 (82 GP) and 2019-20 (69 GP) seasons
- In 2018-19 he became the 15th player in Capitals franchise history to record at least 24 goals in a single season before the age of 24 and the first since Nicklas Backstrom in 2009-10 (33 goals)
- Set career highs in goals (25), assists (27) and points (52) in 2019-20, despite only playing 69 games
- Earned the NHL's Second Star of the Week honors on Nov. 4, 2019 and at the age of 23 years and 249 days, became the youngest Capital to receive the honor since Nicklas Backstrom in 2008 (20 years, 358 days)
- Scored 13 goals during his rookie campaign in 2017-18, becoming the first Capitals rookie to reach the double digit goal mark since Alex Ovechkin in 2005-06
- Represented Czechia at the 2022, 2021 and 2019 IIHF World Championships, winning a bronze medal in 2022
- Represented Czechia at the 2013, 2014 and 2015 World Junior Championships, recording six points (3g, 3a) in 16 games and the 2013 Hlinka Gretzky Cup, registering four points (3g, 1a) in four games and earned a bronze medal

13



DOB

FEBRUARY 28, 1996



BIRTHPLACE  
PRAGUE, CZE

DRAFTED  
CAPITALS' FIRST-ROUND CHOICE,  
13TH OVERALL,  
IN THE 2014 NHL DRAFT

ACQUIRED  
SIGNED AS FREE AGENT,  
OCTOBER 8, 2024

POS	SHOOTS
LW	LEFT
HEIGHT	WEIGHT
6'0"	197

# 13

**VS. THE NHL**

TEAM	GP	G	A	PTS	PIM
ANA	9	3	4	7	4
ARI	10	3	4	7	2
BOS	18	4	7	11	10
BUF	16	8	3	11	4
CGY	7	5	2	7	0
CAR	16	3	3	6	4
CHI	9	2	2	4	2
COL	7	1	2	3	0
CBJ	16	4	4	8	4
DAL	13	5	3	8	2
DET	9	0	2	2	2
EDM	6	2	1	3	0
FLA	11	2	3	5	4
LAL	9	3	1	4	0
MIN	10	4	2	6	2
MTL	12	1	4	5	0
NSH	7	1	2	3	4
NJD	23	9	6	15	12
NYI	21	4	7	11	2
NYR	21	2	3	5	2
OTT	12	3	8	11	0
PHI	18	7	7	14	6
PIT	19	9	4	13	6
SJS	9	7	3	10	2
SEA	2	0	0	0	0
STL	5	1	0	1	2
TBL	16	4	3	7	5
TOR	9	3	1	4	4
VAN	9	4	3	7	16
VGK	7	3	4	7	0
WSH	2	0	1	1	0
WPG	9	3	0	3	2

# JAKUB VRANA

**CAREER**
**GOALS**  
25 (2019-20)

**ASSISTS**  
27 (2019-20)

**POINTS**  
52 (2019-20)

**REGULAR SEASON**
**PLAYOFFS**

YEAR	TEAM	LEAGUE	GP	G	A	PTS	PIM	+/-	PP	SH	GW	S	GP	G	A	PTS	PIM
2013-14	Linköping	SHL	24	2	1	3	2	-3	-	-	-	-	12	1	1	2	4
	Czechia	WJC-20	5	1	1	2	2	-1	1	0	0	7	-	-	-	-	-
	Czechia	WJC-18	7	8	2	10	4	3	1	0	2	30	-	-	-	-	-
2014-15	Linköping	SHL	44	12	12	24	12	3	-	-	-	-	11	4	1	5	2
	Hershey	AHL	3	0	5	5	0	2	0	0	0	7	10	2	4	6	2
	Czechia	WJC	5	2	1	3	2	2	-	-	-	-	-	-	-	-	-
2015-16	Hershey	AHL	36	16	18	34	20	7	5	0	1	101	21	8	6	14	2
2016-17	<b>CAPITALS</b>	<b>NHL</b>	<b>21</b>	<b>3</b>	<b>3</b>	<b>6</b>	<b>2</b>	<b>2</b>	<b>3</b>	<b>0</b>	<b>2</b>	<b>32</b>	-	-	-	-	-
	Hershey	AHL	49	19	17	36	28	12	4	0	4	106	7	0	0	0	4
2017-18	<b>CAPITALS</b>	<b>NHL</b>	<b>73</b>	<b>13</b>	<b>14</b>	<b>27</b>	<b>12</b>	<b>2</b>	<b>1</b>	<b>0</b>	<b>2</b>	<b>133</b>	<b>23</b>	<b>3</b>	<b>5</b>	<b>8</b>	<b>2</b>
2018-19	<b>CAPITALS</b>	<b>NHL</b>	<b>82</b>	<b>24</b>	<b>23</b>	<b>47</b>	<b>27</b>	<b>20</b>	<b>1</b>	<b>0</b>	<b>4</b>	<b>161</b>	<b>7</b>	<b>0</b>	<b>0</b>	<b>0</b>	<b>6</b>
2019-20	<b>CAPITALS</b>	<b>NHL</b>	<b>69</b>	<b>25</b>	<b>27</b>	<b>52</b>	<b>18</b>	<b>3</b>	<b>1</b>	<b>0</b>	<b>6</b>	<b>187</b>	<b>8</b>	<b>0</b>	<b>0</b>	<b>0</b>	<b>2</b>
2020-21	<b>CAPITALS</b>	<b>NHL</b>	<b>39</b>	<b>11</b>	<b>14</b>	<b>25</b>	<b>8</b>	<b>9</b>	<b>0</b>	<b>0</b>	<b>4</b>	<b>68</b>	-	-	-	-	-
	Detroit	NHL	11	8	3	11	2	1	0	0	3	32	-	-	-	-	-
	Czechia	WC	7	2	2	4	4	1	-	-	-	-	-	-	-	-	-
2021-22	Detroit	NHL	26	13	6	19	16	-8	5	0	3	65	-	-	-	-	-
	Czechia	WC	10	1	0	1	4	0	-	-	-	-	-	-	-	-	-
2022-23	Detroit	NHL	5	1	1	2	0	1	0	0	0	7	-	-	-	-	-
	St. Louis	NHL	20	10	4	14	10	2	4	0	2	56	-	-	-	-	-
	Grand Rapids	AHL	17	6	5	11	4	-2	2	0	1	49	-	-	-	-	-
2023-24	St. Louis	NHL	21	2	4	6	8	-7	0	0	0	42	-	-	-	-	-
	Springfield	AHL	42	16	20	36	54	-3	54	5	0	2	106	-	-	-	-
<b>NHL TOTALS</b>			<b>367</b>	<b>110</b>	<b>99</b>	<b>209</b>	<b>103</b>	<b>25</b>	<b>15</b>	<b>0</b>	<b>26</b>	<b>783</b>	<b>38</b>	<b>3</b>	<b>5</b>	<b>8</b>	<b>10</b>
<b>CAPITALS TOTALS</b>			<b>284</b>	<b>76</b>	<b>81</b>	<b>157</b>	<b>67</b>	<b>36</b>	<b>6</b>	<b>0</b>	<b>18</b>	<b>581</b>	<b>38</b>	<b>3</b>	<b>5</b>	<b>8</b>	<b>10</b>

**PLAYOFFS**

TEAM	GP	G	A	PTS	PIM
BOS	1	0	0	0	0
CAR	7	0	0	0	6
CBJ	5	0	1	1	2
NYI	5	0	0	0	0
PHI	1	0	0	0	0
PIT	6	2	2	4	0
TB	8	0	1	1	0
VGK	5	1	1	2	0

**CAREER HIGHLIGHTS**
**FIRST NHL GAME:**

12/1/16 (WSH 0 vs. NYI 3)

**FIRST NHL GOAL:**

12/9/16 (WSH 4 at BUF 1, Lehner)

**FIRST NHL ASSIST:**

12/13/16 (WSH 4 at NYI 2)

**MOST GOALS IN A GAME:**

4 (4/22/21, DET 7 vs. DAL 3)

**MOST ASSISTS IN A GAME:**

2 (eight times, last: 2/1/21, WSH 3 vs. BOS 5)

**MOST POINTS IN A GAME:**

4 (4/22/21, DET 7 vs. DAL 3, 4G)

**MOST SHOTS IN A GAME:**

10 (2/13/20, WSH 3 at COL 2)

**MOST PIM IN A GAME:**

10 (3/17/22, DET 1 at VAN 0)

**MOST ICE TIME IN A GAME:**

21:32 (4/29/21, DET 1 at CAR 3)

**MULTIPLE-POINT GAMES:**

42 (last: 10/19/23, STL 2 vs. ARI 6, 1G, 1A)

**LONGEST GOAL STREAK:**

4 (5/7/21-3/10/22, 5G)

**LONGEST ASSIST STREAK:**

3 (six times, last: 1/19/21-1/24/21, 3A)

**LONGEST POINT STREAK:**

9 (1/3/20-1/27/20, 8G, 3A)

**PENALTY SHOTS:** 0/2

**SHOOTOUTS:** 4/11

**MOST GOALS IN A PLAYOFF GAME:**

1 (three times, last: 6/7/18, WSH 4 at VGK 3)

**MOST ASSISTS IN A PLAYOFF GAME:**

2 (5/5/18, WSH 6 vs PIT 3)

**MOST POINTS IN A PLAYOFF GAME:**

3 (5/5/18, WSH 6 vs PIT 3, 1G, 2A)



# Tom WILSON

Pronunciation: \TAWM WIHL-suhn\

## 2023-24 HIGHLIGHTS



- Ranked first on the Capitals in shorthanded goals (2) and penalties drawn (38), second in hits (228), fifth in power-play goals (5) and tied for fifth in game-winning goals (3)
- Ranked tied for fourth on Washington in goals (18) and fourth in points (35)
- Ranked third in the NHL in penalty minutes (133) and tied for 18th in hits (228)
- His 228 hits ranked 21st in the NHL and he was one of four players with 18-plus goals and 225-plus hits (also Brady Tkachuk: 37g, 294 hits; Evander Kane: 24g, 250 hits; Dakota Joshua: 18g, 244 hits).
- Ranked tied for first on the team in points (3) and third in hits (15) during the playoffs
- Scored his 15th career playoff goal in Game 2 of the First Round against NY Rangers on April 23
- Passed Brooks Laich (742) for the 10th-most games played in franchise history on March 14 at Seattle
- Scored his ninth career shorthanded goal on March 7 at Pittsburgh, passing Matt Pettinger for the eighth most in franchise history
- Passed Rod Langway (726) for the 11th-most games played in franchise history on Feb. 6 vs. Montreal
- Skated in his 700th career game and recorded his first career hat trick on Nov. 30, 2023 at Anaheim. At 29 years and 246 days old, he became the fourth-youngest player to reach the 700-game milestone in franchise history, only behind Mike Gartner (28 years, 154 days), Nicklas Backstrom (29 years, 62 days) and Alex Ovechkin (29 years, 70 days).
- Passed Steve Konowalchuk (693) for the 12th-most games played in franchise history on Nov. 14 vs. Vegas
- Recorded his 300th career point on Oct. 29 vs. San Jose
- Represented the Capitals at the 2024 NHL All-Star Game in Toronto, marking his second career All-Star Game appearance

43



DOB

MARCH 29, 1994



BIRTHPLACE  
TORONTO, ON

DRAFTED  
CAPITALS' FIRST-ROUND CHOICE,  
16TH OVERALL,  
IN THE 2012 NHL DRAFT

## CAREER



- Is entering his 12th season with the Capitals, making him the fourth longest serving Capital and Washington D.C.'s fourth longest tenured athlete
- Will begin the season 46 games shy of 800 career games and can become the ninth player in franchise history to play 800 games with the Capitals
- Made 2022-23 season debut on Jan. 8, 2023 vs. Columbus after missing the Capitals' first 42 games recovering from a torn ACL suffered during the 2022 Stanley Cup Playoffs
- Recorded 22 points (13g, 9a) in 33 games (0.67 P/GP) during the 2022-23 season, a 54-point pace over 82 games
- His 0.67 points-per-game in 2022-23 matched the second-highest rate of his career (2020-21: 0.70; 2021-22: 0.67)
- Ranked tied for fifth on the team in goals and power-play goals (4) despite missing 49 games
- His four power-play goals in 2022-23 tied for the second-highest total of his career (2019-20: 5; 2020-21: 4; 2021-22: 4)
- Scored his third career overtime goal and recorded his 11th career multi-goal game on March 1, 2023 at Anaheim
- Recorded his 50th career multi-point game (1g, 1a), on Feb. 25, 2023 vs. the New York Rangers
- In 2021-22, Wilson set career highs in goals (24), assists (28), points (52), power-play points (10) and ice time per game (18:35) in 78 games played
- Set a career low for penalty minutes in an 82-game season (98 PIMs) in 2021-22 and his 240 hits ranked tied for 11th in the NHL
- Was just one of two players to finish the 2021-22 season with 200-plus hits and 50-plus points (also Ottawa's Brady Tkachuk)
- Represented the Capitals at the 2022 NHL All-Star

POS	SHOOTS
RW	RIGHT
HEIGHT	WEIGHT
6'4"	225

# 43

**VS. THE NHL**

TEAM	GP	G	A	PTS	PIM
ANA	17	7	1	8	42
BOS	30	5	9	14	79
BUF	30	7	8	15	29
CGY	14	2	7	9	12
CAR	33	3	5	8	38
CHI	15	6	4	10	24
COL	17	1	8	9	42
CBJ	32	4	7	11	81
DAL	15	2	3	5	29
DET	22	4	2	6	20
EDM	12	1	4	5	19
FLA	22	5	5	10	40
LAK	16	1	2	3	23
MIN	17	4	5	9	53
MTL	22	7	8	15	48
NSH	16	4	2	6	61
NJD	38	6	14	20	65
NYI	43	9	10	19	73
NYR	38	7	5	12	102
OTT	22	4	9	13	49
PHI	40	7	11	18	113
PIT	38	10	6	16	64
SJS	15	1	6	7	15
SEA	2	2	2	4	0
STL	16	1	3	4	25
TBL	24	1	8	9	46
TOR	22	7	2	9	48
UTA	15	2	5	7	17
VAN	14	5	2	7	23
VGK	8	1	0	1	4
WPG	15	2	4	6	15

# TOM WILSON

**CAREER**
**GOALS**
**24 (2021-22)**
**ASSISTS**
**28 (2021-22)**
**POINTS**
**52 (2021-22)**

**REGULAR SEASON**
**PLAYOFFS**

YEAR	TEAM	LEAGUE	GP	G	A	PTS	PIM	+/-	PP	SH	GW	S	GP	G	A	PTS	PIM
2009-10	Toronto	GTHL	73	52	63	115	148	-	-	-	-	-	-	-	-	-	-
2010-11	Plymouth	OHL	28	3	3	6	71	0	-	-	-	-	-	-	-	-	-
	Can. Ontario U17	WHC-17	4	0	1	1	6	-	-	-	-	-	-	-	-	-	-
2011-12	Plymouth	OHL	49	9	18	27	141	17	-	-	-	-	13	7	6	13	39
<b>2012-13</b>	<b>CAPITALS</b>	<b>NHL</b>	-	-	-	-	-	-	-	-	-	-	<b>3</b>	<b>0</b>	<b>0</b>	<b>0</b>	<b>0</b>
	Plymouth	OHL	48	23	35	58	104	36	-	-	-	-	12	9	8	17	41
	Hershey	AHL	-	-	-	-	-	-	-	-	-	-	3	1	0	1	6
<b>2013-14</b>	<b>CAPITALS</b>	<b>NHL</b>	<b>82</b>	<b>3</b>	<b>7</b>	<b>10</b>	<b>151</b>	<b>1</b>	<b>1</b>	<b>0</b>	<b>0</b>	<b>63</b>	-	-	-	-	-
<b>2014-15</b>	<b>CAPITALS</b>	<b>NHL</b>	<b>67</b>	<b>4</b>	<b>13</b>	<b>17</b>	<b>172</b>	<b>-1</b>	<b>0</b>	<b>0</b>	<b>0</b>	<b>79</b>	<b>13</b>	<b>0</b>	<b>1</b>	<b>1</b>	<b>25</b>
	Hershey	AHL	2	0	0	0	0	-1	0	0	0	5	-	-	-	-	-
<b>2015-16</b>	<b>CAPITALS</b>	<b>NHL</b>	<b>82</b>	<b>7</b>	<b>16</b>	<b>23</b>	<b>163</b>	<b>3</b>	<b>0</b>	<b>0</b>	<b>1</b>	<b>99</b>	<b>12</b>	<b>0</b>	<b>1</b>	<b>1</b>	<b>13</b>
<b>2016-17</b>	<b>CAPITALS</b>	<b>NHL</b>	<b>82</b>	<b>7</b>	<b>12</b>	<b>19</b>	<b>133</b>	<b>9</b>	<b>0</b>	<b>0</b>	<b>0</b>	<b>95</b>	<b>13</b>	<b>3</b>	<b>0</b>	<b>3</b>	<b>34</b>
<b>2017-18</b>	<b>CAPITALS</b>	<b>NHL</b>	<b>78</b>	<b>14</b>	<b>21</b>	<b>35</b>	<b>187</b>	<b>10</b>	<b>0</b>	<b>1</b>	<b>1</b>	<b>123</b>	<b>21</b>	<b>5</b>	<b>10</b>	<b>15</b>	<b>31</b>
<b>2018-19</b>	<b>CAPITALS</b>	<b>NHL</b>	<b>63</b>	<b>22</b>	<b>18</b>	<b>40</b>	<b>128</b>	<b>11</b>	<b>3</b>	<b>2</b>	<b>2</b>	<b>130</b>	<b>7</b>	<b>3</b>	<b>2</b>	<b>5</b>	<b>2</b>
<b>2019-20</b>	<b>CAPITALS</b>	<b>NHL</b>	<b>68</b>	<b>21</b>	<b>23</b>	<b>44</b>	<b>93</b>	<b>-3</b>	<b>5</b>	<b>1</b>	<b>5</b>	<b>154</b>	<b>8</b>	<b>1</b>	<b>2</b>	<b>3</b>	<b>23</b>
<b>2020-21</b>	<b>CAPITALS</b>	<b>NHL</b>	<b>47</b>	<b>13</b>	<b>20</b>	<b>33</b>	<b>96</b>	<b>1</b>	<b>4</b>	<b>1</b>	<b>4</b>	<b>83</b>	<b>5</b>	<b>1</b>	<b>1</b>	<b>2</b>	<b>6</b>
<b>2021-22</b>	<b>CAPITALS</b>	<b>NHL</b>	<b>78</b>	<b>24</b>	<b>28</b>	<b>52</b>	<b>98</b>	<b>13</b>	<b>4</b>	<b>2</b>	<b>5</b>	<b>151</b>	<b>1</b>	<b>1</b>	<b>0</b>	<b>1</b>	<b>0</b>
<b>2022-23</b>	<b>CAPITALS</b>	<b>NHL</b>	<b>33</b>	<b>13</b>	<b>9</b>	<b>22</b>	<b>78</b>	<b>-13</b>	<b>4</b>	<b>0</b>	<b>1</b>	<b>82</b>	-	-	-	-	-
<b>2023-24</b>	<b>CAPITALS</b>	<b>NHL</b>	<b>74</b>	<b>18</b>	<b>17</b>	<b>35</b>	<b>133</b>	<b>-19</b>	<b>5</b>	<b>2</b>	<b>3</b>	<b>169</b>	<b>4</b>	<b>1</b>	<b>2</b>	<b>3</b>	<b>16</b>
<b>NHL / CAPITALS TOTALS</b>			<b>754</b>	<b>146</b>	<b>184</b>	<b>330</b>	<b>1,432</b>	<b>12</b>	<b>26</b>	<b>9</b>	<b>22</b>	<b>1,228</b>	<b>87</b>	<b>15</b>	<b>19</b>	<b>34</b>	<b>150</b>

**PLAYOFFS**

TEAM	GP	G	A	PTS	PIM
CAR	7	3	2	5	2
CBJ	6	2	1	3	10
FLA	1	1	0	1	0
NYI	11	0	2	2	26
NYR	14	1	3	4	32
PHI	7	0	0	0	11
PIT	16	0	5	5	30
TBL	8	1	4	5	13
TOR	6	3	0	3	12
VGK	5	2	1	3	8

**CAREER HIGHLIGHTS**
**FIRST NHL GAME:**

5/10/13 (WSH 2 vs. NYR 1 OT)

**FIRST NHL GOAL:**

11/5/13 (WSH 6 vs. NYI 2, Nabokov)

**FIRST NHL ASSIST:**

11/5/13 (WSH 6 vs. NYI 2)

**MOST GOALS IN A GAME:**

3 (11/30/23, WSH 5 at ANA 4)

**MOST ASSISTS IN A GAME:**

3 (two times, last: 10/19/21, WSH 6 vs. COL 3)

**MOST POINTS IN A GAME:**

4 (two times, last: 2/7/21, WSH 4 vs. PHI 7, 1G, 3A)

**MOST SHOTS IN A GAME:**

7 (six times, last: 11/30/23, WSH 5 at ANA 4)

**MOST PIM IN A GAME:**

20 (12/17/13, WSH 2 at PHI 5)

**MOST ICE TIME IN A GAME:**

25:24 (11/4/21, WSH 4 at FLA 5 OT)

**MULTIPLE-POINT GAMES:**

61 (last: 3/18/24, WSH 5 at CGY 2, 1G, 1A)

**LONGEST GOAL STREAK:**

6 (11/21/18-12/2/18, 7G)

**LONGEST ASSIST STREAK:**

5 (10/16/21-10/25/21, 7A)

**LONGEST POINT STREAK:**

8 (11/16/18-12/2/18, 7G, 6A)

**PENALTY SHOTS:** 0/1

**SHOOTOUTS:** 0/1

**MOST GOALS IN A PLAYOFF GAME:**

2 (4/19/17, WSH 5 at TOR 4)

**MOST ASSISTS IN A PLAYOFF GAME:**

2 (two times, last: 5/23/18, WSH 4 at TB 0)

**MOST POINTS IN A PLAYOFF GAME:**

2 (eight times, last: 4/23/24, WSH 3 at NYR 4)



CAREER




- game in Las Vegas, his first career All-Star Game selection
- Skated in his 600th career game on Jan. 7, 2022 against the St. Louis Blues. At 27 years and 284 days old, he became the fifth-youngest player and the third-youngest forward to reach the milestone in franchise history, only behind Mike Gartner (27 years, 109 days) and Alex Ovechkin (27 years, 220 days)
- Has scored 91 even-strength goals since 2017-18, which ranks second on the Capitals in that span (Alex Ovechkin: 194)
- Wilson is the only Capitals forward to average at least 1:30 of power play ice time per game (1:37) and shorthanded ice time per game (1:48) over the last seven seasons
- During the Capitals' 2018 Stanley Cup run, Wilson recorded 15 points (5g, 10a) in 21 games, establishing career playoff highs in goals, assists and points
- Registered a point in 11 of his 21 playoff games in 2018, including four multi-point efforts and three points (2g, 1a) in Washington's five Stanley Cup Final games against the Vegas Golden Knights
- Made his NHL debut in Game 5 of the of the Eastern Conference quarterfinals against the NY Rangers on March 10, 2013. He is one of five players in franchise history to make his NHL debut during the playoffs (Chris Felix: 1988; Grant Jennings: 1988; Trent Whitfield: 2000; Brian Pinho: 2020)
- Since his rookie season in 2013-14, Wilson's 1,432 penalty minutes rank first in the NHL.
- Over the last seven seasons, Wilson is the only player in the NHL who has accumulated at least 800 penalty minutes (813) and recorded 250 points (261)
- Since making his NHL regular-season debut on Oct. 1, 2013, Wilson ranks sixth in the NHL in hits (2,267)
- Leads Capitals forwards in blocked shots (474) since making his NHL debut
- Ranks second in franchise history in hits (2,267), third in penalty minutes (1,432) and eighth in shorthanded goals (9)
- Among his draft class, Wilson ranks third in games played (754), tied for fourth in goals (146) and seventh in points (330)

MOST GAMES PLAYED IN FRANCHISE HISTORY

PLAYER	GP	G	A	P	PIM
Alex Ovechkin	1,426	853	697	1,550	817
Nicklas Backstrom	1,105	271	762	1,033	504
John Carlson	1,009	151	523	674	342
Calle Johansson	983	113	361	474	449
Peter Bondra	961	472	353	825	679
Kelly Miller	940	162	246	408	436
Dale Hunter	872	181	375	556	2,003
Michal Pivonka	825	181	418	599	476
Mike Gartner	758	397	392	789	770
<b>TOM WILSON</b>	<b>754</b>	<b>146</b>	<b>184</b>	<b>330</b>	<b>1,432</b>

# 43



Tom  
**WILSON**



# Ethan BEAR

# 25

DEFENSEMAN • HEIGHT: 5'11" • WEIGHT: 201 • SHOOTS: RIGHT

BORN: JUNE 26, 1997 (REGINA, SASKATCHEWAN)

ACQUIRED: SIGNED AS A FREE AGENT, DECEMBER 28, 2023

NHL HIGHLIGHTS	
NHL FIRSTS	
Game:	3/1/18 (EDM 2 vs. NSH 4)
Point:	3/8/18 (EDM 2 vs. NYI 1 SO)
Goal:	3/25/18 (EDM 4 vs. ANA 5 OT)
NHL HIGHS	
Goals:	1 (17 times, last: 1/16/24, WSH 2 vs. ANA 0)
Assists:	2 (3/26/23, VAN 4 at CHI 2)
Points:	2 (three times, last: 3/26/23, VAN 4 at CHI 2, 2A)
PIM:	5 (two times, last: 4/4/23, VAN 2 vs. SEA 5)

REGULAR SEASON														PLAYOFFS				
YEAR	TEAM	LEAGUE	GP	G	A	PTS	PIM	+/-	PP	SH	GW	S	GP	G	A	PTS	PIM	
2012-13	Seattle	WHL	1	0	0	0	0	0	0	0	0	-	-	-	-	-	-	
2013-14	Seattle	WHL	58	6	13	19	18	1	3	0	0	-	9	2	2	4	6	
2014-15	Seattle	WHL	69	13	25	38	23	1	7	0	1	-	6	1	2	3	0	
	Canada U18	WHL	7	0	3	3	6	7	-	-	-	-	-	-	-	-	-	
2015-16	Seattle	WHL	69	19	46	65	33	14	12	0	3	-	18	8	14	22	8	
2016-17	Seattle	WHL	67	28	42	70	21	34	14	0	9	-	17	6	20	26	12	
2017-18	Edmonton	NHL	18	1	3	4	10	-11	1	0	0	20	-	-	-	-	-	
	Bakersfield	AHL	37	6	12	18	12	-8	0	0	2	55	-	-	-	-	-	
2018-19	Bakersfield	AHL	52	6	25	31	34	14	1	0	0	88	8	2	2	4	4	
2019-20	Edmonton	NHL	71	5	16	21	33	-4	1	0	1	99	4	0	0	0	0	
2020-21	Edmonton	NHL	43	2	6	8	14	-1	0	0	1	53	4	0	0	0	2	
2021-22	Carolina	NHL	58	5	9	14	20	1	0	0	2	97	-	-	-	-	-	
2022-23	Vancouver	NHL	61	3	13	16	25	6	0	0	1	75	-	-	-	-	-	
	Canada	WC	8	0	0	0	4	-1	-	-	-	-	-	-	-	-	-	
2023-24	CAPITALS	NHL	24	1	3	4	10	-5	0	0	1	24	-	-	-	-	-	
<b>NHL TOTALS</b>			<b>275</b>	<b>17</b>	<b>60</b>	<b>67</b>	<b>112</b>	<b>-14</b>	<b>2</b>	<b>0</b>	<b>6</b>	<b>368</b>	<b>8</b>	<b>0</b>	<b>0</b>	<b>0</b>	<b>2</b>	
<b>CAPITALS TOTALS</b>			<b>24</b>	<b>1</b>	<b>3</b>	<b>4</b>	<b>10</b>	<b>-5</b>	<b>0</b>	<b>0</b>	<b>1</b>	<b>24</b>	<b>0</b>	<b>0</b>	<b>0</b>	<b>0</b>	<b>0</b>	



# Garin BJORKLUND

# 68


**GOALTENDER • HEIGHT: 6'2" • WEIGHT: 190 • CATCHES: LEFT**

**BORN: MAY 28, 2002 (GRANDE PRAIRIE, ALBERTA)**

**DRAFTED: CAPITALS' SIXTH-ROUND CHOICE, 179<sup>TH</sup> OVERALL, IN THE 2020 NHL DRAFT**

NHL HIGHLIGHTS	
NHL FIRSTS	
Game:	None
Win:	None
Shutout:	None
NHL HIGHS	
Games:	None
Wins:	None
Shutouts:	None

REGULAR SEASON														PLAYOFFS			
YEAR	TEAM	LEAGUE	GP	W	L	OT	MIN	GA	SO	GAA	SA	Sv%	GP	W	L	GAA	Sv%
2015-16	Grand Prairie	AMBHL	16	-	-	-	-	-	-	4.30	-	.885	-	-	-	-	-
2016-17	Calgary	AMBHL	24	-	-	-	-	-	-	1.97	-	.918	8	-	-	2.13	.917
2017-18	Calgary	AMHL	15	-	-	-	-	-	-	1.92	-	.913	3	-	-	3.37	.889
2018-19	Calgary	AMHL	19	-	-	-	-	-	-	2.44	-	.909	11	-	-	1.76	.937
	Medicine Hat	WHL	2	2	0	0	120	5	0	2.50	55	.909	-	-	-	-	-
	Canada Black	WHC17	2	-	-	-	-	-	-	2.42	-	.919	-	-	-	-	-
2019-20	Medicine Hat	WHL	28	20	5	1	1609	78	1	2.91	756	.897	-	-	-	-	-
2020-21	Medicine Hat	WHL	18	10	7	0	1085	47	1	2.60	595	.921	-	-	-	-	-
2021-22	Medicine Hat	WHL	48	8	36	2	2675	190	1	4.26	1546	.877	-	-	-	-	-
2022-23	South Carolina	ECHL	1	1	0	0	-	4	0	3.58	28	.857	-	-	-	-	-
2023-24	South Carolina	ECHL	27	14	11	1	1547	86	1	3.33	-	.882	-	-	-	-	-



# Pierrick DUBE

# 72

**RIGHT WING • HEIGHT: 5'9" • WEIGHT: 178 • SHOOTS: RIGHT**

**BORN: JANUARY 7, 2001 (LYON, FRANCE)**

**ACQUIRED: SIGNED AS A FREE AGENT, JULY 2, 2023**

## NHL HIGHLIGHTS

### NHL FIRSTS

Game:	2/24/24 (WSH 2 at FLA 3 OT)
Point:	None
Goal:	None

### NHL HIGHS

Goals:	None
Assists:	None
Points:	None
PIM:	2 (2/26/24, WSH 6 vs. OTT 3)

REGULAR SEASON														PLAYOFFS				
YEAR	TEAM	LEAGUE	GP	G	A	PTS	PIM	+/-	PP	SH	GW	S	GP	G	A	PTS	PIM	
2015-16	Quebec	QMAAA	34	13	11	24	48	-	-	-	-	-	4	3	0	3	6	
2016-17	Séminaire	QMAAA	39	11	17	28	44	11	-	-	-	-	11	3	7	10	10	
2017-18	Quebec	QMJHL	39	3	1	4	2	-3	0	0	1	32	6	0	0	0	2	
	France	WJC-18	6	2	0	2	10	-5	-	-	-	-	-	-	-	-	-	
2018-19	Quebec	QMJHL	64	17	11	28	28	-6	5	0	4	148	7	2	0	2	4	
	France	WJC-18 D1A	5	3	4	7	0	-1	-	-	-	-	-	-	-	-	-	
2019-20	Quebec	QMJHL	56	19	26	45	40	-10	4	0	2	142	-	-	-	-	-	
	France	WJC-20 D1B	5	5	4	9	8	7	-	-	-	-	-	-	-	-	-	
2020-21	Quebec	QMJHL	10	5	4	9	0	2	1	0	1	30	-	-	-	-	-	
	Chicoutimi	QMJHL	14	12	7	19	10	3	5	0	2	63	9	9	5	14	8	
2021-22	Shawinigan	QMJHL	36	19	25	44	24	8	9	0	5	136	16	12	6	18	22	
	Trois-Rivières	ECHL	10	1	3	4	2	-1	0	0	0	17	-	-	-	-	-	
2022-23	Laval	AHL	44	16	16	32	30	10	3	0	3	132	2	0	0	0	6	
	Trois-Rivières	ECHL	9	9	5	14	10	3	3	0	0	42	-	-	-	-	-	
2023-24	<b>CAPITALS</b>	<b>NHL</b>	<b>3</b>	<b>0</b>	<b>0</b>	<b>0</b>	<b>2</b>	<b>1</b>	<b>0</b>	<b>0</b>	<b>0</b>	<b>3</b>	-	-	-	-	-	
	Hershey	AHL	66	28	20	48	53	12	7	0	8	177	17	7	3	10	20	
<b>NHL / CAPITALS TOTALS</b>			<b>3</b>	<b>0</b>	<b>0</b>	<b>0</b>	<b>2</b>	<b>1</b>	<b>0</b>	<b>0</b>	<b>0</b>	<b>3</b>	-	-	-	-	-	



# Ethen FRANK

# 53

**RIGHT WING • HEIGHT: 5'11" • WEIGHT: 188 • SHOOTS: RIGHT**

**BORN: FEBRUARY 5, 1998 (PAPILLION, NEBRASKA)**

**ACQUIRED: SIGNED AS A FREE AGENT, MARCH 2, 2023**

NHL HIGHLIGHTS	
<b>NHL FIRSTS</b>	
Game:	None
Point:	None
Goal:	None
<b>NHL HIGHS</b>	
Goals:	None
Assists:	None
Points:	None
PIM:	None

REGULAR SEASON														PLAYOFFS				
YEAR	TEAM	LEAGUE	GP	G	A	PTS	PIM	+/-	PP	SH	GW	S	GP	G	A	PTS	PIM	
2015-16	Lincoln	USHL	48	10	9	19	14	1	2	0	2	72	1	0	0	0	0	
2016-17	Lincoln	USHL	55	18	23	41	77	7	3	2	3	145	-	-	-	-	-	
2017-18	W. Michigan	NCAA	30	7	5	12	23	1	0	2	0	44	-	-	-	-	-	
2018-19	W. Michigan	NCAA	34	15	11	26	29	1	3	0	4	77	-	-	-	-	-	
2019-20	W. Michigan	NCAA	32	9	10	19	6	4	2	0	1	66	-	-	-	-	-	
2020-21	W. Michigan	NCAA	21	9	8	17	4	-2	3	0	1	-	-	-	-	-	-	
2021-22	W. Michigan	NCAA	38	26	13	39	34	15	10	1	6	141	-	-	-	-	-	
	Hershey	AHL	5	1	0	1	0	-1	1	0	0	8	-	-	-	-	-	
2022-23	Hershey	AHL	57	30	19	49	20	14	9	0	5	186	16	2	4	6	4	
2023-24	Hershey	AHL	64	29	18	47	14	2	13	0	9	162	18	10	7	17	2	



# Zac FUNK

# 71

**RIGHT WING • HEIGHT: 6'0" • WEIGHT: 200 • SHOOTS: LEFT**

**BORN: JULY 20, 2003 (COLDSTREAM, BRITISH COLUMBIA)**

**DRAFTED: SIGNED AS A FREE AGENT, MARCH 1, 2024**

NHL HIGHLIGHTS	
<b>NHL FIRSTS</b>	
Game:	None
Point:	None
Goal:	None
<b>NHL HIGHS</b>	
Goals:	None
Assists:	None
Points:	None
PIM:	None

REGULAR SEASON															PLAYOFFS				
YEAR	TEAM	LEAGUE	GP	G	A	PTS	PIM	+/-	PP	SH	GW	S	GP	G	A	PTS	PIM		
2017-18	Yale Academy	CSSHL U15	28	21	31	52	73	-	-	-	-	-	3	1	1	2	6		
	Yale Academy	CSSHL U16	6	3	3	6	4	-	-	-	-	-	1	1	1	2	0		
2018-19	Fraser Valley	BCEHL U18	38	34	24	58	58	-	-	-	-	-	6	6	1	7	2		
	Calgary	WHL	4	0	0	0	4	-2	0	0	0	8	-	-	-	-	-		
2019-20	Okanagan	BCEHL U18	29	19	32	51	102	-	-	-	-	-	-	-	-	-	-		
	Calgary	WHL	8	0	0	0	0	-2	0	0	0	8	-	-	-	-	-		
2020-21	Calgary	WHL	21	4	1	5	15	-4	0	0	0	30	-	-	-	-	-		
	N. Okanagan	KIJHL	3	1	2	3	14	-	-	-	-	-	-	-	-	-	-		
2021-22	Calgary	WHL	63	22	19	41	71	-6	4	0	5	195	-	-	-	-	0		
2022-23	Calgary	WHL	33	13	19	32	45	19	1	0	2	131	-	-	-	-	-		
	Prince George	WHL	31	13	13	26	20	15	2	0	0	74	10	5	3	8	4		
2023-24	Prince George	WHL	68	67	56	123	63	56	31	0	9	323	15	8	10	18	16		



# Mitch GIBSON

# 78

**GOALTENDER • HEIGHT: 6'1" • WEIGHT: 207 • CATCHES: LEFT**


**BORN: JUNE 25, 1999 (PHOENIXVILLE, PENNSYLVANIA)**

**DRAFTED: CAPITALS' FOURTH-ROUND CHOICE, 124<sup>TH</sup> OVERALL, IN THE 2018 NHL DRAFT**

NHL HIGHLIGHTS	
<b>NHL FIRSTS</b>	
Game:	None
Win:	None
Shutout:	None
<b>NHL HIGHS</b>	
Games:	None
Wins:	None
Shutouts:	None

REGULAR SEASON														PLAYOFFS			
YEAR	TEAM	LEAGUE	GP	W	L	OT	MIN	GA	SO	GAA	SA	Sv%	GP	W	L	GAA	Sv%
2016-17	Jr. Flyers U18	T1EHL U18	20	-	-	-	-	-	-	3.38	-	.902	2	-	-	3.03	.838
	Jr. Flyers 18U	AYHL 18U	12	-	-	-	-	-	-	3.00	-	.908	1	-	-	6.00	.864
	Owen J. Roberts	USHS-PA	1	-	-	-	-	-	-	2.00	-	.913	-	-	-	-	-
2017-18	Lone Star	NAHL	43	26	7	5	2496	66	11	1.59	1020	.935	8	5	3	1.37	.950
2018-19	Central Illinois	USHL	43	13	21	3	2281	133	2	3.50	1211	.890	-	-	-	-	-
2019-20	Harvard	NCAA	23	11	8	3	1289	56	1	2.61	664	.916	-	-	-	-	-
2020-21	Harvard	NCAA	-	-	-	-	-	-	-	-	-	-	-	-	-	-	-
2021-22	Harvard	NCAA	30	18	10	1	1743	63	2	2.17	-	.918	-	-	-	-	-
2022-23	Harvard	NCAA	27	18	7	2	1628	61	3	2.25	-	.919	-	-	-	-	-
2023-24	Hershey	AHL	2	2	0	0	125	4	0	1.92	47	.915	-	-	-	-	-
	South Carolina	ECHL	42	22	14	3	2532	108	3	2.56	-	.899	-	-	-	-	-





# Hardy HAMAN AKTELL

# 4

DEFENSEMAN • HEIGHT: 6'4" • WEIGHT: 219 • SHOOTS: LEFT

BORN: JULY 4, 1998 (KAGE, SWEDEN)

ACQUIRED: SIGNED AS A FREE AGENT, APRIL 27, 2023

NHL HIGHLIGHTS	
<b>NHL FIRSTS</b>	
Game:	10/21/23 (WSH 2 at MTL 3 ot)
Point:	10/29/23 (WSH 3 vs. SJS 1, 1A)
Goal:	None
<b>NHL HIGHS</b>	
Goals:	None
Assists:	1 (10/29/23, WSH 3 vs. SJS 1)
Points:	1 (10/29/23, WSH 3 vs. SJS 1)
PIM:	2 (10/21/23, WSH 2 at MTL 3 OT)

REGULAR SEASON														PLAYOFFS				
YEAR	TEAM	LEAGUE	GP	G	A	PTS	PIM	+/-	PP	SH	GW	S	GP	G	A	PTS	PIM	
2015-16	Skellefteå AIK	J18 Elit	10	4	9	13	2	9	-	-	-	-	-	-	-	-	-	
	Skellefteå AIK	J18 Allsvenskan	16	2	14	16	6	10	-	-	-	-	2	0	0	0	0	
	Skellefteå AIK	J20 SuperElit	2	1	0	1	2	-1	-	-	-	-	1	0	0	0	0	
2016-17	Skellefteå AIK	J20 SuperElit	3	1	2	3	6	-4	-	-	-	-	-	-	-	-	-	
2017-18	Skellefteå AIK	J20 SuperElit	14	2	2	4	29	2	-	-	-	-	3	1	1	2	0	
2018-19	IF Björklöven	HockeyAllsvenskan	34	1	5	6	28	-1	-	-	-	-	-	-	-	-	-	
	Vännäs HC	HockeyEttan	2	0	1	1	2	-2	-	-	-	-	-	-	-	-	-	
2019-20	IF Björklöven	HockeyAllsvenskan	45	6	10	16	22	20	-	-	-	-	2	0	0	0	0	
2020-21	Växjö	SHL	50	3	8	11	72	11	-	-	-	-	14	2	1	3	2	
2021-22	Växjö	SHL	50	5	11	16	47	6	-	-	-	-	1	0	4	4	0	
2022-23	Växjö	SHL	51	9	27	36	22	23	-	-	-	-	18	3	4	7	10	
2023-24	<b>CAPITALS</b>	<b>NHL</b>	<b>6</b>	<b>0</b>	<b>1</b>	<b>1</b>	<b>2</b>	<b>-2</b>	<b>0</b>	<b>0</b>	<b>0</b>	<b>5</b>	-	-	-	-	-	
	Hershey	AHL	55	2	9	11	33	3	0	0	0	73	17	5	4	9	14	
<b>NHL / CAPITALS TOTALS</b>			<b>6</b>	<b>0</b>	<b>1</b>	<b>1</b>	<b>2</b>	<b>-2</b>	<b>0</b>	<b>0</b>	<b>0</b>	<b>5</b>	-	-	-	-	-	



# Ryan HOFER

# 84

**CENTER • HEIGHT: 6'4" • WEIGHT: 191 • SHOOTS: LEFT**

**BORN: MAY 10, 2002 (HEADINGLEY, MANITOBA)**

**DRAFTED: CAPITALS' SIXTH-ROUND CHOICE, 181<sup>ST</sup> OVERALL, IN THE 2022 NHL DRAFT**

NHL HIGHLIGHTS	
<b>NHL FIRSTS</b>	
Game:	None
Point:	None
Goal:	None
<b>NHL HIGHS</b>	
Goals:	None
Assists:	None
Points:	None
PIM:	None

REGULAR SEASON														PLAYOFFS				
YEAR	TEAM	LEAGUE	GP	G	A	PTS	PIM	+/-	PP	SH	GW	S	GP	G	A	PTS	PIM	
2017-18	Pursuit	NAPHL	17	4	5	9	3	-	-	-	-	-	4	0	1	1	34	
2018-19	Pursuit	CSSHL	34	16	8	24	101	-	-	-	-	-	-	-	-	-	-	
	Pursuit	NAPHL	20	8	3	11	16	-	-	-	-	-	-	-	-	-	-	
2019-20	Pursuit	CSSHL	35	26	25	51	78	-	-	-	-	-	2	1	1	2	0	
	Pursuit	NAPHL	3	4	2	6	4	-	-	-	-	-	-	-	-	-	-	
2020-21	Portage	MJHL	8	0	5	5	4	-	-	-	-	-	-	-	-	-	-	
	Everett	WHL	22	6	3	9	14	6	-	-	1	40	-	-	-	-	-	
2021-22	Everett	WHL	67	25	33	58	84	30	5	-	4	250	6	6	4	10	4	
2022-23	Everett	WHL	36	23	13	36	64	-8	8	1	3	168	-	-	-	-	-	
	Kamloops	WHL	30	17	25	32	48	19	4	2	1	110	14	8	7	15	18	
2023-24	Hershey	AHL	40	4	4	8	13	5	0	0	0	36	-	-	-	-	-	



# Vincent IORIO

# 2

**DEFENSEMAN • HEIGHT: 6'4" • WEIGHT: 200 • SHOOTS: RIGHT**

**BORN: NOVEMBER 14, 2002 (COQUITLAM, BRITISH COLUMBIA)**

**DRAFTED: CAPITALS' SECOND-ROUND CHOICE, 55<sup>TH</sup> OVERALL, IN THE 2021 NHL DRAFT**

NHL HIGHLIGHTS	
NHL FIRSTS	
Game:	3/4/23 (WSH 8 at SJS 3)
Point:	3/4/23 (WSH 8 at SJS 3, 1A)
Goal:	None
NHL HIGHS	
Goals:	None
Assists:	1 (3/4/23, WSH 8 at SJS 3)
Points:	1 (3/4/23, WSH 8 at SJS 3)
PIM:	None

REGULAR SEASON														PLAYOFFS				
YEAR	TEAM	LEAGUE	GP	G	A	PTS	PIM	+/-	PP	SH	GW	S	GP	G	A	PTS	PIM	
2016-17	Shattuck St. Mary's	14U AAA	39	8	24	32	46	-	-	-	-	-	-	-	-	-	-	
2017-18	Shattuck St. Mary's	16U AAA	52	4	19	23	51	-	-	-	-	-	-	-	-	-	-	
2018-19	Brandon	WHL	50	1	4	5	20	-12	0	0	0	70	-	-	-	-	-	
2019-20	Brandon	WHL	59	4	17	21	31	14	3	0	0	110	-	-	-	-	-	
2020-21	Brandon	WHL	22	5	7	12	16	8	4	0	0	53	-	-	-	-	-	
2021-22	Brandon	WHL	60	11	33	44	49	14	3	1	0	173	6	1	1	2	0	
2022-23	<b>CAPITALS</b>	<b>NHL</b>	<b>3</b>	<b>0</b>	<b>1</b>	<b>1</b>	<b>0</b>	<b>0</b>	<b>0</b>	<b>0</b>	<b>0</b>	<b>3</b>	-	-	-	-	-	
	Hershey	AHL	63	2	20	22	10	17	0	0	1	86	15	1	4	5	6	
2023-24	<b>CAPITALS</b>	<b>NHL</b>	<b>6</b>	<b>0</b>	<b>0</b>	<b>0</b>	<b>0</b>	<b>1</b>	<b>0</b>	<b>0</b>	<b>0</b>	<b>6</b>	<b>1</b>	<b>0</b>	<b>0</b>	<b>0</b>	<b>0</b>	
	Hershey	AHL	60	4	10	14	30	26	0	0	1	70	8	0	0	0	4	
<b>NHL / CAPITALS TOTALS</b>			<b>9</b>	<b>0</b>	<b>1</b>	<b>1</b>	<b>0</b>	<b>1</b>	<b>0</b>	<b>0</b>	<b>0</b>	<b>9</b>	<b>1</b>	<b>0</b>	<b>0</b>	<b>0</b>	<b>0</b>	



# Alex LIMOGES

# 55


**LEFT WING • HEIGHT: 6'1" • WEIGHT: 205 • SHOOTS: LEFT**

**BORN: SEPTEMBER 16, 1997 (WINCHESTER, VIRGINIA)**

**ACQUIRED: SIGNED AS A FREE AGENT, JULY 3, 2023**

NHL HIGHLIGHTS	
NHL FIRSTS	
Game:	None
Point:	None
Goal:	None
NHL HIGHS	
Goals:	None
Assists:	None
Points:	None
PIM:	None

REGULAR SEASON														PLAYOFFS				
YEAR	TEAM	LEAGUE	GP	G	A	PTS	PIM	+/-	PP	SH	GW	S	GP	G	A	PTS	PIM	
2013-14	Selects Academy	USPHL 16U	27	25	26	51	40	-	-	-	-	-	3	3	2	5	0	
2014-15	Selects Academy	USPHL 18U	28	20	39	59	6	-	-	-	-	-	4	2	4	6	0	
2015-16	Tri-City	USHL	43	14	25	39	2	19	6	0	3	83	11	5	9	14	6	
2016-17	Tri-City	USHL	36	13	18	31	14	9	4	1	2	93	-	-	-	-	-	
	Waterloo	USHL	19	9	16	25	4	8	5	0	1	45	8	1	5	6	0	
2017-18	Penn State	NCAA	37	7	14	21	16	-1	1	0	1	85	-	-	-	-	-	
2018-19	Penn State	NCAA	39	23	27	50	10	23	5	2	4	110	-	-	-	-	-	
2019-20	Penn State	NCAA	30	11	21	32	8	11	3	0	1	86	-	-	-	-	-	
2020-21	Penn State	NCAA	22	10	12	22	2	-7	4	0	2	62	-	-	-	-	-	
	San Diego	AHL	23	11	10	21	8	13	2	0	1	39	3	0	1	1	2	
2021-22	San Diego	AHL	62	23	17	40	13	-9	12	1	4	100	2	1	1	2	0	
2022-23	Manitoba	AHL	63	20	34	54	12	5	8	0	4	139	5	1	0	1	0	
2023-24	Hershey	AHL	62	24	27	51	18	17	8	0	6	117	20	4	9	13	12	



Ivan  
**MIROSHNICHENKO** **63**

**LEFT WING • HEIGHT: 6'0" • WEIGHT: 200 • SHOOTS: RIGHT**

**BORN: FEBRUARY 4, 2004 (USSURIYSK, RUSSIA)**

**ACQUIRED: CAPITALS' FIRST-ROUND CHOICE, 20<sup>TH</sup> OVERALL, IN THE 2022 NHL DRAFT**

NHL HIGHLIGHTS	
<b>NHL FIRSTS</b>	
Game:	12/20/23 (WSH 3 vs. NYI 2 OT)
Point:	3/7/24 (WSH 6 at PIT 0)
Goal:	3/7/24 (WSH 6 at PIT 0)
<b>NHL HIGHS</b>	
Goals:	1 (two times, last: 3/13/24, WSH 2 at EDM 7)
Assists:	2 (3/22/24, WSH 7 vs. CAR 6 SO)
Points:	2 (3/22/24, WSH 7 vs. CAR 6 SO)
PIM:	2 (three times, last: 3/18/24, WSH 5 at CGY 2)

REGULAR SEASON															PLAYOFFS				
YEAR	TEAM	LEAGUE	GP	G	A	PTS	PIM	+/-	PP	SH	GW	S	GP	G	A	PTS	PIM		
2018-19	Vityaz Podolsk	Russia U16	25	36	17	53	71	-	-	-	-	-	-	-	-	-	-		
2019-20	Vityaz Podolsk	Russia U17	16	11	7	18	16	-	-	-	-	-	-	-	-	-	-		
	Vityaz Podolsk	Russia U18	8	10	4	14	29	-	-	-	-	-	8	8	5	13	6		
2020-21	Omskie Yasterby	MHL	20	5	10	15	2	5	-	-	-	-	-	-	-	-	-		
	Russia	WJC-18	7	6	2	8	4	8	-	-	-	-	-	-	-	-	-		
2021-22	Omskie Krylia	VHL	31	10	6	16	6	-9	-	-	-	-	-	-	-	-	-		
	Omskie Yasterby	MHL	1	0	0	0	2	0	-	-	-	-	-	-	-	-	-		
2022-23	Avangard Omsk	KHL	23	3	1	4	0	0	-	-	-	-	-	-	-	-	-		
	Omskie Yasterby	MHL	12	10	4	14	27	4	-	-	-	-	16	2	5	7	4		
	Omskie Krylia	VHL	4	0	3	3	2	2	-	-	-	-	-	-	-	-	-		
2023-24	<b>CAPITALS</b>	<b>NHL</b>	<b>21</b>	<b>2</b>	<b>4</b>	<b>6</b>	<b>6</b>	<b>-4</b>	<b>0</b>	<b>0</b>	<b>0</b>	<b>30</b>	<b>1</b>	<b>0</b>	<b>0</b>	<b>0</b>	<b>0</b>		
	Hershey	AHL	47	9	16	25	13	15	2	0	1	86	20	7	5	12	6		
<b>NHL / CAPITALS TOTALS</b>			<b>21</b>	<b>2</b>	<b>4</b>	<b>6</b>	<b>6</b>	<b>-4</b>	<b>0</b>	<b>0</b>	<b>0</b>	<b>30</b>	<b>1</b>	<b>0</b>	<b>0</b>	<b>0</b>	<b>0</b>		



# Luke PHILP

# 64


**CENTER • HEIGHT: 5'10" • WEIGHT: 183 • SHOOTS: RIGHT**

**BORN: NOVEMBER 6, 1995 (CANMORE, ALBERTA)**

**DRAFTED: SIGNED AS A FREE AGENT, JULY 2, 2024**

NHL HIGHLIGHTS	
NHL FIRSTS	
Game:	1 (1/24/23, CHI 2 at VAN 5)
Point:	1 (1/26/23, CHI 5 at CGY 1)
Goal:	None
NHL HIGHS	
Goals:	None
Assists:	1 (1/26/23, CHI 5 at CGY 1)
Points:	1 (1/26/23, CHI 5 at CGY 1)
PIM:	2 (1/26/23, CHI 5 at CGY 1)

REGULAR SEASON															PLAYOFFS				
YEAR	TEAM	LEAGUE	GP	G	A	PTS	PIM	+/-	PP	SH	GW	S	GP	G	A	PTS	PIM		
2011-12	Canmore	AJHL	48	16	30	46	28	-	-	-	-	-	-	-	-	-	-		
	Kootenay	WHL	17	1	1	2	2	-3	0	0	1	-	3	0	0	0	0		
2012-13	Kootenay	WHL	66	20	25	45	24	3	5	0	1	-	5	2	1	3	0		
2013-14	Kootenay	WHL	71	31	46	77	31	2	10	0	5	-	13	5	8	13	17		
2014-15	Kootenay	WHL	71	30	52	82	28	16	7	1	4	-	7	5	7	12	6		
2015-16	Kootenay	WHL	22	13	16	29	30	-7	4	0	2	-	-	-	-	-	-		
	Red Deer	WHL	17	8	8	16	6	7	1	1	1	-	17	4	9	13	9		
2016-17	Univ. of Alberta	Usports	26	10	8	18	33	-	3	1	2	74	6	4	0	4	4		
2017-18	Univ. of Alberta	Usports	28	11	29	40	14	-	2	0	3	76	4	0	2	2	2		
2018-19	Univ. of Alberta	Usports	24	21	24	45	30	-	9	2	5	90	5	1	2	3	2		
2019-20	Stockton	AHL	52	19	12	31	20	2	7	0	4	87	-	-	-	-	-		
2020-21	Stockton	AHL	30	8	9	17	8	-1	2	0	0	59	-	-	-	-	-		
2021-22	Stockton	AHL	66	21	23	44	16	24	4	2	6	120	10	1	4	5	0		
2022-23	<b>Chicago</b>	<b>NHL</b>	<b>3</b>	<b>0</b>	<b>1</b>	<b>1</b>	<b>2</b>	<b>0</b>	<b>0</b>	<b>0</b>	<b>0</b>	<b>0</b>	-	-	-	-	-		
	Rockford	AHL	60	29	24	53	29	17	11	2	3	149	5	0	2	2	0		
2023-24	Rockford	AHL	15	2	4	6	6	3	0	0	0	17	4	1	1	2	0		
<b>NHL TOTALS</b>			<b>3</b>	<b>0</b>	<b>1</b>	<b>1</b>	<b>2</b>	<b>0</b>	<b>0</b>	<b>0</b>	<b>0</b>	<b>0</b>	-	-	-	-	-		



# Chase PRISKIE

# 56

DEFENSEMAN • HEIGHT: 5'11" • WEIGHT: 198 • SHOOTS: RIGHT

BORN: MARCH 19, 1996 (PEMBROKE PINES, FLORIDA)

ACQUIRED: SIGNED AS A FREE AGENT, JULY 5, 2023

NHL HIGHLIGHTS	
<b>NHL FIRSTS</b>	
Game:	11/4/21 (FLA 5 at WSH 4 OT)
Point:	None
Shutout:	None
<b>NHL HIGHS</b>	
Goals:	None
Assists:	None
Points:	None
PIM:	2 (11/4/21, FLA 5 at WSH 4 OT)

REGULAR SEASON														PLAYOFFS				
YEAR	TEAM	LEAGUE	GP	G	A	PTS	PIM	+/-	PP	SH	GW	S	GP	G	A	PTS	PIM	
2014-15	Salmon Arm	BCHL	57	6	14	20	18	-	2	0	0	-	-	-	-	-	-	
2015-16	Quinnipiac	NCAA	43	4	22	26	2	16	1	0	1	75	-	-	-	-	-	
2016-17	Quinnipiac	NCAA	38	7	19	26	16	4	5	0	0	98	-	-	-	-	-	
2017-18	Quinnipiac	NCAA	29	7	14	21	8	2	5	0	1	76	-	-	-	-	-	
2018-19	Quinnipiac	NCAA	36	17	22	39	23	18	10	0	5	135	-	-	-	-	-	
2019-20	Charlotte	AHL	52	6	25	31	22	1	2	1	2	96	-	-	-	-	-	
	Springfield	AHL	5	2	2	4	2	-1	0	0	1	14	-	-	-	-	-	
2020-21	Syracuse	AHL	15	3	4	7	4	4	0	0	0	25	-	-	-	-	-	
2021-22	Charlotte	AHL	54	8	23	31	26	11	1	0	2	127	7	0	1	1	0	
	Florida	NHL	4	0	0	0	2	2	0	0	0	4	-	-	-	-	-	
2022-23	Rochester	AHL	42	4	5	9	10	-6	0	1	2	70	-	-	-	-	-	
	San Diego	AHL	16	7	6	13	10	-3	3	0	1	42	-	-	-	-	-	
2023-24	Hershey	AHL	69	8	26	34	40	15	4	0	3	104	20	2	12	14	6	
<b>NHL TOTALS</b>			<b>4</b>	<b>0</b>	<b>0</b>	<b>0</b>	<b>2</b>	<b>2</b>	<b>0</b>	<b>0</b>	<b>0</b>	<b>4</b>	-	-	-	-	-	



# Henrik RYBINSKI

# 58

**RIGHT WING • HEIGHT: 6'2" • WEIGHT: 187 • SHOOTS: RIGHT**

**BORN: JUNE 26, 2001 (VANCOUVER, BRITISH COLUMBIA)**

**ACQUIRED: SIGNED AS A FREE AGENT, MARCH 1, 2022**

## NHL HIGHLIGHTS

### NHL FIRSTS

Game:	None
Point:	None
Shutout:	None

### NHL HIGHS

Goals:	None
Assists:	None
Points:	None
PIM:	None

REGULAR SEASON														PLAYOFFS				
YEAR	TEAM	LEAGUE	GP	G	A	PTS	PIM	+/-	PP	SH	GW	S	GP	G	A	PTS	PIM	
2016-17	Vancouver	BCEHL	37	17	29	46	22	-	-	-	-	-	8	3	6	9	4	
2017-18	Medicine Hat	WHL	63	3	9	12	18	-5	-	-	-	54	6	0	1	1	2	
2018-19	Coquitlam	BCHL	9	1	11	12	17	-	-	-	-	-	-	-	-	-	-	
	Medicine Hat	WHL	14	1	4	5	10	-4	1	0	0	24	-	-	-	-	-	
	Seattle	WHL	33	7	28	35	16	12	2	-	3	59	6	0	2	2	6	
2019-20	Seattle	WHL	53	11	20	31	661	-14	1	-	1	114	-	-	-	-	-	
2020-21	Seattle	WHL	23	7	21	28	24	-1	2	1	1	56	-	-	-	-	-	
2021-22	Seattle	WHL	47	21	44	65	52	30	5	1	6	147	19	4	14	18	20	
2022-23	Hershey	AHL	51	5	13	18	18	5	0	1	2	42	-	-	-	-	-	
2023-24	Hershey	AHL	52	5	11	16	20	9	0	1	1	56	19	5	4	9	10	





# Mike SGARBOSSA

# 23


CENTER • HEIGHT: 6'0" • WEIGHT: 192 • SHOOTS: LEFT

BORN: JULY 25, 1992 (CAMPBELLVILLE, ONTARIO)

ACQUIRED: SIGNED AS FREE AGENT, JULY 2, 2018

NHL HIGHLIGHTS	
NHL FIRSTS	
Game:	1/30/13 (COL 0 AT VAN 3)
Point:	12/4/14 (COL 3 AT CAL 4 OT, 1A)
Goal:	1/18/17 (FLA 3 AT EDM 4 OT)
NHL HIGHS	
Goals:	1 (eight times, last: 3/30/24, WSH 2 vs. BOS 3 SO)
Assists:	2 (1/31/17, FLA 6 vs. OTT 5)
Points:	2 (two times, last: 12/17/21, WSH 5 AT WPG 2)
PIM:	10 (12/5/14, COL 2 AT WPG 6)

REGULAR SEASON														PLAYOFFS				
YEAR	TEAM	LEAGUE	GP	G	A	PTS	PIM	+/-	PP	SH	GW	S	GP	G	A	PTS	PIM	
2008-09	Barrie	OHL	67	10	33	43	43	17	-	-	-	-	5	3	3	6	10	
2009-10	Barrie	OHL	19	7	13	20	14	6	-	-	-	-	-	-	-	-	-	
	Saginaw	OHL	48	13	19	32	49	-12	-	-	-	-	6	0	2	2	4	
2010-11	Canada U18	WJC-18	6	1	1	2	4	-1	-	-	-	-	-	-	-	-	-	
	Saginaw	OHL	26	7	13	20	24	-3	-	-	-	-	-	-	-	-	-	
2011-12	Sudbury	OHL	37	29	33	62	53	16	-	-	-	-	8	5	9	14	16	
	Sudbury	OHL	66	47	55	102	68	21	-	-	-	-	4	2	1	3	6	
2012-13	<b>Colorado</b>	<b>NHL</b>	<b>6</b>	<b>0</b>	<b>0</b>	<b>0</b>	<b>4</b>	<b>-3</b>	<b>0</b>	<b>0</b>	<b>0</b>	<b>6</b>	-	-	-	-	-	
	Lake Erie	AHL	57	19	25	44	71	-11	8	0	4	90	-	-	-	-	-	
2013-14	Lake Erie	AHL	49	5	15	20	56	-16	4	0	0	63	-	-	-	-	-	
2014-15	<b>Colorado</b>	<b>NHL</b>	<b>3</b>	<b>0</b>	<b>1</b>	<b>1</b>	<b>10</b>	<b>0</b>	<b>0</b>	<b>0</b>	<b>0</b>	<b>2</b>	-	-	-	-	-	
	Lake Erie	AHL	40	4	19	23	35	-15	0	0	2	83	-	-	-	-	-	
2015-16	Norfolk	AHL	20	6	9	15	29	-6	3	0	2	141	-	-	-	-	-	
	<b>Anaheim</b>	<b>NHL</b>	<b>1</b>	<b>0</b>	<b>0</b>	<b>0</b>	<b>0</b>	<b>0</b>	<b>0</b>	<b>0</b>	<b>0</b>	<b>0</b>	-	-	-	-	-	
2016-17	San Diego	AHL	62	17	27	44	48	-3	4	0	2	148	5	1	4	5	2	
	<b>Anaheim</b>	<b>NHL</b>	<b>9</b>	<b>0</b>	<b>2</b>	<b>2</b>	<b>0</b>	<b>-2</b>	<b>0</b>	<b>0</b>	<b>0</b>	<b>7</b>	-	-	-	-	-	
2017-18	San Diego	AHL	2	1	0	1	0	1	0	0	0	4	-	-	-	-	-	
	<b>Florida</b>	<b>NHL</b>	<b>29</b>	<b>2</b>	<b>5</b>	<b>7</b>	<b>9</b>	<b>-3</b>	<b>1</b>	<b>0</b>	<b>0</b>	<b>26</b>	-	-	-	-	-	
2018-19	Springfield	AHL	14	4	8	12	16	-6	2	0	0	29	-	-	-	-	-	
	Manitoba	AHL	68	16	24	40	88	8	2	0	0	100	9	2	3	5	14	
2019-20	Hershey	AHL	75	30	35	65	91	-3	14	0	1	172	5	1	2	3	8	
2019-20	<b>CAPITALS</b>	<b>NHL</b>	<b>2</b>	<b>0</b>	<b>0</b>	<b>0</b>	<b>0</b>	<b>0</b>	<b>0</b>	<b>0</b>	<b>0</b>	<b>1</b>	-	-	-	-	-	
	Hershey	AHL	39	13	27	40	16	5	5	0	4	109	-	-	-	-	-	
2020-21	<b>CAPITALS</b>	<b>NHL</b>	<b>5</b>	<b>0</b>	<b>2</b>	<b>2</b>	<b>0</b>	<b>2</b>	<b>0</b>	<b>0</b>	<b>0</b>	<b>4</b>	-	-	-	-	-	
	Hershey	AHL	14	5	5	10	8	7	1	0	0	35	-	-	-	-	-	
2021-22	<b>CAPITALS</b>	<b>NHL</b>	<b>10</b>	<b>2</b>	<b>2</b>	<b>4</b>	<b>0</b>	<b>3</b>	<b>0</b>	<b>0</b>	<b>0</b>	<b>11</b>	-	-	-	-	-	
	Hershey	AHL	30	10	11	21	10	-8	3	0	0	74	3	1	0	10	-	
2022-23	Hershey	AHL	60	21	37	58	38	19	2	0	5	122	4	1	2	3	0	
2023-24	<b>CAPITALS</b>	<b>NHL</b>	<b>25</b>	<b>4</b>	<b>3</b>	<b>7</b>	<b>2</b>	<b>0</b>	<b>0</b>	<b>0</b>	<b>1</b>	<b>27</b>	-	-	-	-	-	
	Hershey	AHL	58	3	6	9	100	6	0	0	0	46	20	0	3	3	14	
<b>NHL TOTALS</b>			<b>90</b>	<b>8</b>	<b>15</b>	<b>23</b>	<b>25</b>	<b>-3</b>	<b>1</b>	<b>0</b>	<b>1</b>	<b>84</b>	-	-	-	-	-	
<b>CAPITALS TOTALS</b>			<b>42</b>	<b>6</b>	<b>7</b>	<b>13</b>	<b>2</b>	<b>5</b>	<b>0</b>	<b>0</b>	<b>1</b>	<b>43</b>	-	-	-	-	-	




# Hunter SHEPARD

# 31

**GOALTENDER • HEIGHT: 6'0" • WEIGHT: 225 • CATCHES: LEFT**
**BORN: NOVEMBER 7, 1995 (COHASSET, MINNESOTA)**
**ACQUIRED: SIGNED AS A FREE AGENT, JULY 28, 2021**

NHL HIGHLIGHTS	
<b>NHL FIRSTS</b>	
Game:	10/25/23 (WSH 6 at NJD 4)
Win:	10/25/23 (WSH 6 at NJD 4)
Shutout:	None
<b>NHL HIGHS</b>	
Games:	4 (2023-24)
Wins:	2 (2023-24)
Shutouts:	None

REGULAR SEASON															PLAYOFFS				
YEAR	TEAM	LEAGUE	GP	W	L	OT	MIN	GA	SO	GAA	SA	SV%	GP	W	L	GAA	SV%		
2014-15	Bismarck	NAHL	31	14	14	0	1739	95	1	3.28	779	.878	2	0	2	2.55	.911		
2015-16	Bismarck	NAHL	50	34	11	1	2932	93	8	1.90	1265	.926	11	6	5	2.28	.926		
2016-17	Minnesota Duluth	NCAA	2	0	2	0	93	4	0	2.58	51	.922	-	-	-	-	-		
2017-18	Minnesota Duluth	NCAA	41	25	14	1	2392	76	8	1.91	1012	.925	-	-	-	-	-		
2018-19	Minnesota Duluth	NCAA	42	29	11	2	2437	70	7	1.72	923	.924	-	-	-	-	-		
2019-20	Minnesota Duluth	NCAA	34	22	10	2	2032	74	2	2.18	900	.918	-	-	-	-	-		
2020-21	Hershey	AHL	3	3	0	0	180	3	1	1.00	96	.969	-	-	-	-	-		
	South Carolina	ECHL	21	12	6	1	1222	52	1	2.55	664	.922	13	7	6	3.38	.883		
2021-22	Hershey	AHL	9	5	3	0	494	17	1	2.06	-	.922	-	-	-	-	-		
	South Carolina	ECHL	23	12	9	2	1397	67	2	2.88	812	.917	-	-	-	-	-		
2022-23	Hershey	AHL	33	20	8	5	1930	70	1	2.18	-	.916	20	14	6	2.27	.914		
<b>2023-24</b>	<b>CAPITALS</b>	<b>NHL</b>	<b>4</b>	<b>2</b>	<b>1</b>	<b>1</b>	<b>245</b>	<b>13</b>	<b>0</b>	<b>3.19</b>	<b>123</b>	<b>.894</b>	-	-	-	-	-		
	Hershey	AHL	34	27	4	3	2076	61	5	1.76	860	.929	20	14	6	2.49	.910		
<b>NHL / CAPITALS TOTALS</b>			<b>4</b>	<b>2</b>	<b>1</b>	<b>1</b>	<b>245</b>	<b>0</b>	<b>0</b>	<b>0</b>	<b>30</b>	<b>30</b>	<b>1</b>	<b>0</b>	<b>0</b>	<b>0</b>	<b>0</b>		



# Spencer SMALLMAN

# 81

RIGHT WING • HEIGHT: 6'1" • WEIGHT: 202 • SHOOTS: RIGHT

BORN: SEPTEMBER 9, 1996 (SUMMERSIDE, PRINCE EDWARD ISLAND)

DRAFTED: SIGNED AS A FREE AGENT, JULY 2, 2024

## NHL HIGHLIGHTS

### NHL FIRSTS

Game:	None
Point:	None
Goal:	None

### NHL HIGHS

Goals:	None
Assists:	None
Points:	None
PIM:	None

REGULAR SEASON														PLAYOFFS				
YEAR	TEAM	LEAGUE	GP	G	A	PTS	PIM	+/-	PP	SH	GW	S	GP	G	A	PTS	PIM	
2012-13	Saint John	QMJHL	42	2	4	6	14	-14	2	0	0	24	4	0	0	0	0	
2013-14	Saint John	QMJHL	66	12	23	35	42	0	4	1	0	106	-	-	-	-	-	
2014-15	Saint John	QMJHL	66	23	33	56	73	17	4	4	3	142	5	1	3	4	4	
2015-16	Saint John	QMJHL	59	19	28	47	59	8	7	3	4	121	17	3	16	19	12	
2016-17	Saint John	QMJHL	60	30	49	79	35	27	14	2	4	143	18	11	11	22	2	
2017-18	Florida	ECHL	14	2	11	13	11	9	0	0	0	24	19	3	13	16	10	
2018-19	Charlotte	AHL	12	0	6	6	12	2	0	0	0	7	-	-	-	-	-	
2019-20	Charlotte	AHL	47	3	10	13	24	4	0	0	0	41	-	-	-	-	-	
	Greenville	ECHL	3	1	1	2	2	2	0	0	0	4	-	-	-	-	-	
2020-21	Chicago	AHL	6	0	2	2	2	0	0	0	0	6	-	-	-	-	-	
	Fort Wayne	ECHL	14	6	6	12	2	8	2	3	1	12	-	-	-	-	-	
2021-22	Chicago	AHL	65	10	17	27	64	27	0	3	2	71	18	2	4	6	12	
2022-23	Colorado	AHL	61	13	13	26	29	10	2	1	1	90	5	0	0	0	2	
2023-24	Colorado	AHL	53	12	9	21	53	0	0	0	1	71	3	1	0	1	2	



# Clay STEVENSON

# 33

**GOALTENDER • HEIGHT: 6'4" • WEIGHT: 181 • CATCHES: LEFT**

**BORN: MARCH 3, 1999 (DRAYTON VALLEY, ALBERTA)**

**DRAFTED: SIGNED AS A FREE AGENT, MARCH 28, 2022**

## NHL HIGHLIGHTS

### NHL FIRSTS

Game: None  
Win: None  
Shutout: None

### NHL HIGHS

Games: None  
Wins: None  
Shutouts: None

## REGULAR SEASON

## PLAYOFFS

YEAR	TEAM	LEAGUE	GP	W	L	OT	MIN	GA	SO	GAA	SA	SV%	GP	W	L	GAA	SV%
2017-18	Coquitlam	BCHL	23	4	16	0	1219	79	0	3.89	686	.885	3	0	1	1.99	.961
2018-19	Coquitlam	BCHL	27	14	11	0	1608	90	2	3.36	812	.889	3	1	2	2.02	.938
2019-20	Coquitlam	BCHL	35	30	2	0	2067	61	4	1.77	950	.936	-	-	-	-	-
2020-21	Dartmouth	NCAA	-	-	-	-	-	-	-	-	-	-	-	-	-	-	-
2021-22	Dartmouth	NCAA	23	6	14	2	1334	60	2	2.70	709	.922	-	-	-	-	-
2022-23	Hershey	AHL	3	3	0	0	183	6	0	1.96	-	.924	-	-	-	-	-
	South Carolina	ECHL	36	19	12	4	2056	87	3	2.54	1036	.916	5	2	3	2.11	.926
2023-24	Hershey	AHL	36	24	10	2	2159	74	7	2.06	951	.922	2	0	0	1.86	.900



# Riley SUTTER

# 61

**RIGHT WING • HEIGHT: 6'4" • WEIGHT: 209 • SHOOTS: RIGHT**

**BORN: OCTOBER 25, 1999 (CALGARY, ALBERTA)**

**DRAFTED: CAPITALS' THIRD-ROUND CHOICE, 93<sup>RD</sup> OVERALL, IN THE 2018 NHL DRAFT**

NHL HIGHLIGHTS	
<b>NHL FIRSTS</b>	
Game:	None
Point:	None
Goal:	None
<b>NHL HIGHS</b>	
Goals:	None
Assists:	None
Points:	None
PIM:	None

REGULAR SEASON														PLAYOFFS				
YEAR	TEAM	LEAGUE	GP	G	A	PTS	PIM	+/-	PP	SH	GW	S	GP	G	A	PTS	PIM	
2015-16	Everett	WHL	31	1	3	4	12	-3	1	0	0	-	2	0	0	0	0	
2016-17	Everett	WHL	67	20	19	39	36	7	11	0	6	-	6	0	1	1	0	
2017-18	Everett	WHL	68	25	28	53	70	22	9	0	5	171	21	9	10	19	23	
2018-19	Everett	WHL	38	14	27	41	38	12	5	0	3	125	3	0	1	1	13	
2019-20	Hershey	AHL	25	1	3	4	0	-3	0	0	0	13	-	-	-	-	-	
2020-21	Hershey	AHL	25	0	9	9	10	7	0	0	0	14	-	-	-	-	-	
2021-22	Hershey	AHL	39	2	6	8	18	-1	0	0	0	31	-	-	-	-	-	
2022-23	Hershey	AHL	69	5	7	12	56	-5	0	1	0	79	20	2	4	6	14	
2023-24	Hershey	AHL	66	9	14	23	57	11	0	0	1	91	13	0	1	1	12	



# Alexander SUZDALEV

# 91


**LEFT WING • HEIGHT: 6'2" • WEIGHT: 180 • SHOOTS: LEFT**

**BORN: MARCH 5, 2004 (Khabarovsk, Russia)**

**DRAFTED: CAPITALS' THIRD-ROUND CHOICE, 70<sup>TH</sup> OVERALL, IN THE 2022 NHL DRAFT**

NHL HIGHLIGHTS	
NHL FIRSTS	
Game:	None
Point:	None
Goal:	None
NHL HIGHS	
Goals:	None
Assists:	None
Points:	None
PIM:	None

REGULAR SEASON														PLAYOFFS			
YEAR	TEAM	LEAGUE	GP	G	A	PTS	PIM	+/-	PP	SH	GW	S	GP	G	A	PTS	PIM
2019-20	HV71 U16	U16 Elit	13	6	15	21	8	-	-	-	-	-	-	-	-	-	-
	HV71 J18	J18 Elit	8	1	4	5	0	2	-	-	-	-	-	-	-	-	-
	HV71 J18	J18 Allsvenskan	17	3	19	22	2	0	-	-	-	-	1	0	1	1	0
2020-21	HV71 J18	J18 Region	7	4	5	9	2	-2	-	-	-	-	-	-	-	-	-
	HV71 J20	J20 Nationell	13	3	6	9	2	1	-	-	-	-	-	-	-	-	-
2021-22	HV71 J18	J18 Nationell	3	2	3	5	4	7	-	-	-	-	5	1	3	4	0
	HV71 J20	J20 Nationell	45	15	36	51	10	10	-	-	-	-	5	3	1	4	0
	HV71	HockeyAllsvenskan	5	0	0	0	0	-2	-	-	-	-	-	-	-	-	-
	Sweden	WJC-18	6	0	0	0	0	-1	-	-	-	-	-	-	-	-	-
2022-23	Regina	WHL	66	38	48	86	28	-4	17	0	4	154	7	3	7	10	0
2023-24	Mora IK	HockeyAllsvenskan	13	2	1	3	0	-3	-	-	-	-	-	-	-	-	-
	Saskatoon	WHL	30	9	16	25	4	8	1	0	1	61	16	4	9	13	2



# Bogdan TRINEYEV

# 87

RIGHT WING • HEIGHT: 6'3" • WEIGHT: 200 • SHOOTS: RIGHT

BORN: MARCH 4, 2002 (VORONEZH, RUSSIA)

DRAFTED: CAPITALS' FOURTH-ROUND CHOICE, 117<sup>TH</sup> OVERALL, IN THE 2020 NHL DRAFT

NHL HIGHLIGHTS	
<b>NHL FIRSTS</b>	
Game:	None
Point:	None
Goal:	None
<b>NHL HIGHS</b>	
Goals:	None
Assists:	None
Points:	None
PIM:	None

REGULAR SEASON														PLAYOFFS				
YEAR	TEAM	LEAGUE	GP	G	A	PTS	PIM	+/-	PP	SH	GW	S	GP	G	A	PTS	PIM	
2017-18	Dynamo	Russia U16	1	1	0	1	0	-	-	-	-	-	-	-	-	-	-	
	Dynamo	Russia U17	3	0	0	0	0	-	-	-	-	-	-	-	-	-	-	
	Dynamo	Russia U18	1	0	0	0	0	-	-	-	-	-	-	-	-	-	-	
2018-19	Dynamo	Russia U17	14	3	6	9	24	-	-	-	-	-	-	-	-	-	-	
	Dynamo	Russia U18	2	3	2	5	2	-	-	-	-	-	3	1	2	3	4	
2019-20	MHK Dynamo	MHL	23	1	8	9	20	-2	-	-	-	-	-	-	-	-	-	
	Dynamo Tver	VHL	1	0	0	0	0	0	-	-	-	-	-	-	-	-	-	
	MHK Dynamo	MHL	36	12	14	26	8	8	-	-	-	-	2	0	0	0	0	
2020-21	Dynamo	KHL	3	0	0	0	0	2	0	0	0	1	-	-	-	-	-	
	Dynamo MO	VHL	22	1	1	2	27	-3	-	-	-	-	-	-	-	-	-	
	MHK Dynamo	MHL	33	15	15	30	16	18	-	-	-	-	14	3	6	9	4	
2021-22	MHK Dynamo	MHL	21	3	15	18	4	6	-	-	-	-	1	0	1	1	4	
	Dynamo	KHL	11	0	0	0	4	-1	-	-	-	-	9	0	1	1	0	
	Hershey	AHL	0	0	0	0	0	0	0	0	0	0	2	0	0	0	0	
2022-23	Dynamo	KHL	39	2	11	13	12	-7	-	-	-	-	5	0	2	2	4	
	Dynamo	VHL	2	0	0	0	0	-3	-	-	-	-	-	-	-	-	-	
	Hershey	AHL	2	0	0	0	0	0	0	0	0	3	-	-	-	-	-	
2023-24	Hershey	AHL	63	9	7	16	18	12	0	3	0	89	20	0	4	4	6	



OFFICIAL RETAIL  
BANK OF THE  
PITTSBURGH  
PENGUINS®

CCM  
PLAY

Players must be 18 or older





# CAM ALLEN

Defenseman

Height: 6'0" • Weight: 196

Shoots: Right

Born: January 7, 2005

(Toronto, Ontario)

Drafted: Capitals' fifth-round choice,

136<sup>th</sup> overall, in the 2023 NHL Draft

REGULAR SEASON														PLAYOFFS				
YEAR	TEAM	LEAGUE	GP	G	A	PTS	PIM	+/-	PP	SH	GW	S	GP	G	A	PTS	PIM	
2019-20	Toronto	GTHL U15	33	14	12	26	82	-	-	-	-	-	-	-	-	-	-	
2020-21	Toronto	GTHL U16	-	-	-	-	-	-	-	-	-	-	-	-	-	-	-	
2021-22	Guelph	OHL	65	13	24	37	46	13	7	0	2	30	5	0	1	1	4	
2022-23	Guelph	OHL	62	5	20	25	72	-22	2	1	0	20	6	0	1	1	7	
	Canada	WJC-18	7	0	4	4	4	-2	-	-	-	-	-	-	-	-	-	
2023-24	Guelph	OHL	25	2	7	9	23	-7	1	0	0	49	4	0	0	0	2	



# RYAN CHESLEY

Defenseman

Height: 6'0" • Weight: 201

Shoots: Right

Born: February 27, 2004

(St. Paul, Minnesota)

Drafted: Capitals' second-round choice,

37<sup>th</sup> overall, in the 2022 NHL Draft

REGULAR SEASON														PLAYOFFS				
YEAR	TEAM	LEAGUE	GP	G	A	PTS	PIM	+/-	PP	SH	GW	S	GP	G	A	PTS	PIM	
2017-18	Shattuck St. Mary's	14U AAA	55	4	28	32	12	-	-	-	-	-	-	-	-	-	-	
2018-19	Shattuck St. Mary's	14U AAA	25	5	12	17	22	-	-	-	-	-	-	-	-	-	-	
2019-20	Shattuck St. Mary's	16U AAA	43	14	19	33	14	-	-	-	-	-	-	-	-	-	-	
2020-21	USA U-17	NTDP	37	11	23	34	14	-	-	-	-	-	-	-	-	-	-	
	USA U-18	NTDP	12	1	1	2	8	-1	-	-	-	-	-	-	-	-	-	
	Team USA	USHL	27	6	8	14	12	-8	-	-	-	-	-	-	-	-	-	
	USA	WJC-18	5	1	0	1	2	1	-	-	-	-	-	-	-	-	-	
2021-22	USA U-18	NTDP	59	12	17	29	69	44	2	0	2	109	-	-	-	-	-	
	Team USA	USHL	26	5	10	15	45	20	1	0	0	53	-	-	-	-	-	
	USA	WJC-18	6	2	3	5	4	13	-	-	-	-	-	-	-	-	-	
2022-23	Minnesota	NCAA	36	2	8	10	13	15	0	0	1	51	-	-	-	-	-	
	USA	WJC-20	7	0	1	1	0	1	-	-	-	-	-	-	-	-	-	
2023-24	Minnesota	NCAA	38	2	6	8	19	5	0	0	1	63	-	-	-	-	-	
	USA	WJC-20	7	1	3	4	0	9	0	0	0	-	-	-	-	-	-	



# CHASE CLARK

Goaltender

Height: 6'6" • Weight: 202

Catches: Right

Born: April 8, 2002

(Williamsville, NY)

Drafted: Capitals' sixth-round choice,

183<sup>rd</sup> overall, in the 2021 NHL Draft

REGULAR SEASON													PLAYOFFS				
YEAR	TEAM	LEAGUE	GP	W	L	OT	MIN	GA	SO	GAA	SA	SV%	GP	W	L	GAA	SV%
2018-19	Buffalo	GOJHL	29	5	19	1	1445	131	0	5.44	994	.868	2	0	2	7.59	.820
2019-20	Jr. Sabres	OJHL	24	12	8	1	1318	68	2	3.10	679	.900	-	-	-	-	-
2020-21	Jersey	USPHL	22	18	2	0	1252	40	3	1.92	611	.935	2	2	0	2.00	.952
	Tri-City	USHL	3	0	3	0	178	9	0	3.03	89	.899	-	-	-	-	-
2021-22	Tri-City	USHL	7	4	2	1	407	17	1	2.51	200	.915	-	-	-	-	-
	Muskegon	USHL	13	3	5	0	607	37	0	3.66	334	.889	9	6	3	3.04	.915
2022-23	Quinnipiac	NCAA	8	0	0	0	78	4	0	3.08	25	.840	-	-	-	-	-
2023-24	Sacred Heart	NCAA	19	8	10	1	1090	55	0	3.03	-	.898	-	-	-	-	-



Left Wing  
 Height: 5'10" • Weight: 180  
 Shoots: Left  
 Born: February 4, 2005  
 (Vancouver, British Columbia)  
 Drafted: Capitals' second-round choice,  
 40<sup>th</sup> overall, in the 2023 NHL Draft

# ANDREW CRISTALL


REGULAR SEASON														PLAYOFFS				
YEAR	TEAM	LEAGUE	GP	G	A	PTS	PIM	+/-	PP	SH	GW	S	GP	G	A	PTS	PIM	
2018-19	St. George's	CSSHL U15	30	25	27	52	16	-	-	-	-	-	3	1	2	3	2	
2019-20	St. George's	CSSHL U15	27	43	37	80	47	-	-	-	-	-	2	4	3	7	2	
	St. George's	CSSHL U16	1	1	0	1	0	-	-	-	-	-	-	-	-	-	-	
2020-21	St. George's	CSSHL U18	4	3	1	4	8	-	-	-	-	-	-	-	-	-	-	
	Kelowna	WHL	14	2	3	5	0	3	1	0	0	-	-	-	-	-	-	
2021-22	Kelowna	WHL	61	28	41	69	32	18	9	0	5	93	5	0	4	4	2	
2022-23	Kelowna	WHL	54	39	56	95	50	18	9	0	6	-	4	1	0	1	2	
	Canada	WJC-18	7	2	4	6	2	2	-	-	-	-	-	-	-	-	-	
2023-24	Kelowna	WHL	62	40	71	111	46	23	13	1	6	244	11	4	11	15	10	



Defenseman  
 Height: 6'1" • Weight: 185  
 Shoots: Left  
 Born: October 9, 2002  
 (Toronto, Ontario)  
 Drafted: Capitals' seventh-round  
 choice, 213<sup>th</sup> overall, in the 2022 NHL  
 Draft

# DAVID GUCCIARDI


REGULAR SEASON														PLAYOFFS				
YEAR	TEAM	LEAGUE	GP	G	A	PTS	PIM	+/-	PP	SH	GW	S	GP	G	A	PTS	PIM	
2018-19	Toronto	OJHL	47	5	13	18	85	-	-	-	-	-	7	0	2	2	2	
2019-20	Muskegon	USHL	12	0	2	2	19	-10	-	-	-	6	-	-	-	-	-	
	Sioux City	USHL	23	3	8	11	58	-4	-	-	-	36	-	-	-	-	-	
2020-21	Youngstown	USHL	4	0	3	3	0	-1	-	-	-	9	-	-	-	-	-	
	Waterloo	USHL	29	7	10	17	51	-2	-	-	-	50	-	-	-	-	-	
2021-22	Michigan St.	NCAA	36	5	6	11	22	-15	2	-	1	70	-	-	-	-	-	
2022-23	Michigan St.	NCAA	32	2	6	8	41	0	1	0	2	71	-	-	-	-	-	
2023-24	Michigan St.	NCAA	32	2	7	9	47	8	0	1	0	46	-	-	-	-	-	



Center  
 Height: 6'0" • Weight: 194  
 Shoots: Left  
 Born: June 1, 2003  
 (Berlin, Germany)  
 Drafted: Capitals' fifth-round choice,  
 151<sup>st</sup> overall, in the 2021 NHL Draft

# HAAKON HANELT


REGULAR SEASON														PLAYOFFS				
YEAR	TEAM	LEAGUE	GP	G	A	PTS	PIM	+/-	PP	SH	GW	S	GP	G	A	PTS	PIM	
2016-17	Berlin U16	Schüler-BL	29	8	22	30	28	-	-	-	-	-	-	-	-	-	-	
2017-18	RB Academy U18	EBJL	3	0	0	0	0	2	-	-	-	-	2	0	0	0	0	
2018-19	RB Academy U18	EBJL	20	16	43	59	4	38	-	-	-	-	2	2	3	5	12	
2019-20	RB Akademie	DHL Cup	26	9	8	17	6	4	-	-	-	-	-	-	-	-	-	
	RB Akademie	DHL SuperCup	6	3	2	5	2	2	-	-	-	-	-	-	-	-	-	
	RB Academy U18	EBJL	1	2	3	5	0	4	-	-	-	-	2	0	3	3	0	
2020-21	Berlin	DEL	22	1	0	1	2	-1	-	-	-	-	-	-	-	-	-	
2021-22	Gatineau	QMJHL	16	2	8	10	-	3	-	-	-	21	6	2	0	2	4	
2022-23	Gatineau	QMJHL	34	3	15	18	18	2	-	-	-	21	13	0	3	3	0	
2023-24	Hershey	AHL	1	0	0	0	0	0	0	0	0	1	-	-	-	-	-	
	Kölner Haie	DEL	38	1	1	2	2	-5	-	-	-	-	2	0	1	1	2	
	EC Bad Nauheim	DEL 2	2	1	0	1	0	0	-	-	-	-	-	-	-	-	-	



Defenseman  
 Height: 5'11" • Weight: 165  
 Shoots: Left  
 Born: June 28, 2006  
 (St. Louis, Missouri)  
 Drafted: Capitals' second-round choice, 43<sup>rd</sup> overall, in the 2024 NHL Draft

# COLE HUTSON

REGULAR SEASON														PLAYOFFS				
YEAR	TEAM	LEAGUE	GP	G	A	PTS	PIM	+/-	PP	SH	GW	S	GP	G	A	PTS	PIM	
2019-20	North Jersey	14U AAA	25	4	5	9	16	-	-	-	-	-	-	-	-	-	-	
2020-21	North Jersey	14U AAA	16	8	21	29	4	-	-	-	-	-	-	-	-	-	-	
2021-22	North Jersey	14U AAA	24	20	42	62	38	-	-	-	-	-	-	-	-	-	-	
2022-23	USA U-17	NTDP	42	8	34	42	45	1	3	1	3	-	-	-	-	-	-	
	USA U-18	NTDP	19	2	24	26	27	25	-	-	-	-	-	-	-	-	-	
	Team USA	USHL	32	4	21	25	52	7	1	0	1	27	-	-	-	-	-	
2023-24	USA	WHC-17	7	0	9	9	4	-	-	-	-	-	-	-	-	-	-	
	USA	WJC-18	7	1	11	12	8	14	-	-	-	-	-	-	-	-	-	
	USA U-18	NTDP	51	15	36	51	52	22	5	0	3	104	-	-	-	-	-	
2023-24	Team USA	USHL	19	3	9	12	1	-2	1	0	0	28	-	-	-	-	-	
	USA	WJC-18	7	4	9	13	6	14	-	-	-	-	-	-	-	-	-	



Center  
 Height: 6'0" • Weight: 193  
 Shoots: Left  
 Born: February 18, 2003  
 (Edmonton, Alberta)  
 Drafted: Capitals' seventh-round choice, 200<sup>th</sup> overall, in the 2023 NHL Draft

# BRETT HYLAND


REGULAR SEASON														PLAYOFFS				
YEAR	TEAM	LEAGUE	GP	G	A	PTS	PIM	+/-	PP	SH	GW	S	GP	G	A	PTS	PIM	
2018-19	CAC Canadiens	AMHL U18	26	8	18	26	43	-	-	-	-	-	5	0	4	4	6	
2019-20	CAC Canadiens	AMHL U18	31	26	24	50	89	-	-	-	-	-	8	5	9	14	14	
	Brandon	WHL	3	0	0	0	0	0	0	0	0	-	-	-	-	-	-	
2020-21	CAC Canadiens	AMHL U18	6	5	1	6	22	-	0	0	0	-	-	-	-	-	-	
	Brandon	WHL	23	4	6	10	12	4	1	0	0	-	-	-	-	-	-	
2021-22	Brandon	WHL	61	13	16	29	65	-9	2	0	3	-	6	0	1	1	4	
2022-23	Brandon	WHL	42	26	21	47	54	11	11	1	5	-	-	-	-	-	-	
2023-24	Brandon	WHL	66	32	27	59	69	4	9	1	4	173	4	1	4	5	2	



Defenseman  
 Height: 5'11" • Weight: 161  
 Shoots: Right  
 Born: March 20, 2003  
 (St. Louis, Missouri)  
 Drafted: Capitals' third-round choice, 80<sup>th</sup> overall, in the 2021 NHL Draft

# BRENT JOHNSON

REGULAR SEASON														PLAYOFFS				
YEAR	TEAM	LEAGUE	GP	G	A	PTS	PIM	+/-	PP	SH	GW	S	GP	G	A	PTS	PIM	
2017-18	Dallas Stars 14U	T1EHL 14U	12	7	4	11	10	-	-	-	-	-	-	-	-	-	-	
2018-19	Stars Elite 16U	T1EHL 16U	30	3	7	10	4	-	-	-	-	-	-	-	-	-	-	
	Stars Elite 16U	NAPHL 16U	4	1	2	3	2	-	-	-	-	-	-	-	-	-	-	
2019-20	Little Caesars 16U	16U AAA	47	6	28	34	32	-	-	-	-	-	-	-	-	-	-	
	Sioux Falls	USHL	2	0	0	0	0	1	0	0	0	0	-	-	-	-	-	
2020-21	Sioux Falls	USHL	47	11	21	32	42	16	2	0	1	54	-	-	-	-	-	
2021-22	North Dakota	NCAA	23	2	1	3	12	-4	0	0	0	14	-	-	-	-	-	
2022-23	North Dakota	NCAA	13	1	5	6	6	3	0	0	0	13	-	-	-	-	-	
2023-24	Ohio St.	NCAA	37	5	8	13	8	-1	1	0	1	50	-	-	-	-	-	



Goaltender  
 Height: 6'1" • Weight: 173  
 Catches: Left  
 Born: October 6, 2004  
 (Dijon, France)  
 Drafted: Capitals' seventh-round choice, 206<sup>th</sup> overall, in the 2023 NHL Draft

# ANTOINE KELLER

REGULAR SEASON													PLAYOFFS				
YEAR	TEAM	LEAGUE	GP	W	L	OT	MIN	GA	SO	GAA	SA	SV%	GP	W	L	GAA	SV%
2020-21	Genève-Servette	Swiss U17	29	8	14	1	-	-	4	2.71	-	-	-	-	-	-	-
2021-22	Genève-Servette	Swiss - Jr.	26	7	8	4	-	-	1	3.80	-	-	2	1	0	2.42	-
	Forward Morges	Swiss - Jr.	2	1	1	0	-	-	0	3.76	-	-	-	-	-	-	-
	France	WJC-18 D1A	4	3	1	0	-	-	1	2.79	-	.924	-	-	-	-	-
	France	WJC-18 D1B	4	3	1	0	-	-	1	2.59	-	.909	-	-	-	-	-
2022-23	Genève-Servette	Swiss - Jr.	25	8	13	2	-	-	0	3.40	-	-	2	1	1	3.50	-
	HCV Martigny	MyHL	5	2	1	1	-	-	0	2.42	-	-	1	1	0	0.00	1.000
	France	WJC-20 D1A	3	2	1	0	-	-	1	2.70	-	.921	-	-	-	-	-
2023-24	Acadie-Bathurst	QMJHL	37	17	17	-	2086	106	2	3.05	1025	.897	7	4	3	2.35	.925
	France	WJC-20 D1A	4	3	1	0	-	-	0	3.99	-	-	-	-	-	-	-



Goaltender  
 Height: 6'2" • Weight: 189  
 Catches: Left  
 Born: March 1, 2006  
 (Chicago, Illinois)  
 Drafted: Capitals' fourth-round choice, 114<sup>th</sup> overall, in the 2024 NHL Draft

# NICHOLAS KEMPF


REGULAR SEASON													PLAYOFFS				
YEAR	TEAM	LEAGUE	GP	W	L	OT	MIN	GA	SO	GAA	SA	SV%	GP	W	L	GAA	SV%
2022-23	USA U-17	NTDP	30	15	11	0	1618	109	2	4.04	816	.866	-	-	-	-	-
	Team USA	USHL	18	7	9	0	952	81	1	5.10	487	.834	1	0	1	4.03	0.84
	USA	WHC-17	4	4	0	0	-	-	0	2.50	-	.917	-	-	-	-	-
2023-24	USA U-18	NTDP	37	23	7	2	1944	97	3	2.99	945	.897	-	-	-	-	-
	Team USA	USHL	18	10	4	1	943	61	0	3.88	469	.870	-	-	-	-	-
	USA	WJC-18	6	5	1	0	-	-	2	1.89	-	.919	-	-	-	-	-



Right Wing  
 Height: 6'0" • Weight: 192  
 Shoots: Right  
 Born: January 21, 2005  
 (Northhampton, Massachusetts)  
 Drafted: Capitals' first-round choice, 8<sup>th</sup> overall, in the 2023 NHL Draft

# RYAN LEONARD


REGULAR SEASON														PLAYOFFS					
YEAR	TEAM	LEAGUE	GP	G	A	PTS	PIM	+/-	PP	SH	GW	S	GP	G	A	PTS	PIM		
2019-20	Pope Francis	USHS - Prep	-	24	7	31	-	-	-	-	-	-	-	-	-	-	-		
2020-21	Pope Francis	USHS - Prep	-	20	7	27	-	-	-	-	-	-	-	-	-	-	-		
2021-22	USA U-17	NTDP	26	10	10	20	43	-	-	-	-	-	-	-	-	-	-		
	USA U-18	NTDP	36	16	7	23	22	20	-	-	-	-	-	-	-	-	-		
	Team USA	USHL	33	10	5	15	22	2	-	-	-	-	-	-	-	-	-		
	USA	WJC-18	6	5	1	6	6	7	-	-	-	-	-	-	-	-	-		
2022-23	USA U-18	NTDP	57	51	43	94	46	77	-	-	-	-	-	-	-	-	-		
	Team USA	USHL	17	11	9	20	18	20	-	-	-	-	-	-	-	-	-		
	USA	WJC-18	7	8	9	17	4	16	-	-	-	-	-	-	-	-	-		
2023-24	Boston College	NCAA	41	31	29	60	38	36	13	1	6	168	-	-	-	-	-		
	USA	WJC-20	7	3	3	6	4	2	1	0	0	17	-	-	-	-	-		
	USA	WC	6	0	1	1	2	0	0	0	0	-	-	-	-	-	-		



Defenseman  
 Height: 6'1" • Weight: 178  
 Shoots: Left  
 Born: July 28, 2002  
 (Saint-Pierre-les-Becquets, Quebec)  
 Drafted: Capitals' fourth-round choice,  
 119<sup>th</sup> overall, in the 2021 NHL Draft

# JOAQUIN LEMAY

REGULAR SEASON													PLAYOFFS				
YEAR	TEAM	LEAGUE	GP	G	A	PTS	PIM	+/-	PP	SH	GW	S	GP	G	A	PTS	PIM
2016-17	CMI M16	LHPS M16	23	2	7	9	18	-	-	-	-	-	8	1	6	7	6
2017-18	CMI M18	LHPS M18	28	4	6	10	8	-	-	-	-	-	8	1	0	1	0
2018-19	Séminaire St-Joseph	LHPS M18	28	5	17	22	14	-	-	-	-	-	4	1	2	3	2
2019-20	Rhode Island	BEAST 18U	7	1	0	1	2	-	-	-	-	-	1	0	0	0	0
	Mount St. Charles	18U AAA	63	3	23	26	30	-	-	-	-	-	-	-	-	-	-
2020-21	Salmon Arm	BCHL	15	0	10	10	2	-	-	-	-	-	-	-	-	-	-
2021-22	Lincoln	USHL	58	9	37	46	75	8	3	0	4	100	3	0	2	2	2
2022-23	Neb.-Omaha	NCAA	32	2	10	12	23	0	1	0	0	35	-	-	-	-	-
2023-24	Neb.-Omaha	NCAA	37	5	13	18	18	-3	4	0	3	66	-	-	-	-	-



Left Wing  
 Height: 6'5" • Weight: 207  
 Shoots: Left  
 Born: November 18, 2005  
 (Jelgava, Latvia)  
 Drafted: Capitals' third-round choice,  
 90<sup>th</sup> overall, in the 2024 NHL Draft

# ERIKS MATEIKO


REGULAR SEASON													PLAYOFFS				
YEAR	TEAM	LEAGUE	GP	G	A	PTS	PIM	+/-	PP	SH	GW	S	GP	G	A	PTS	PIM
2019-20	Tukums	Latvia U17	20	11	10	21	6	-	-	-	-	-	-	-	-	-	-
2020-21	SK Riga	Latvia-2	7	1	3	4	4	-	-	-	-	-	-	-	-	-	-
2021-22	HK Riga	MHL	1	0	0	0	0	0	-	-	-	-	-	-	-	-	-
	HS Riga	Latvia	20	6	7	13	2	-	-	-	-	-	-	-	-	-	-
	SK Riga	Latvia-2	20	15	12	27	12	-	-	-	-	-	6	6	3	9	6
2022-23	Saint John	QMJHL	62	16	20	36	25	-14	6	0	0	120	5	1	0	1	6
	Latvia	WJC-18	5	1	1	2	0	-5	-	-	-	-	-	-	-	-	-
2023-24	Saint John	QMJHL	49	23	20	43	20	0	6	2	0	128	-	-	-	-	-
	Latvia	WJC-20	5	1	0	1	4	-2	-	-	-	-	-	-	-	-	-



Defenseman  
 Height: 6'1" • Weight: 175  
 Shoots: Left  
 Born: July 9, 2006  
 (Chem, Switzerland)  
 Drafted: Capitals' second-round choice,  
 52<sup>nd</sup> overall, in the 2024 NHL Draft

# LEON MUGGLI


REGULAR SEASON													PLAYOFFS				
YEAR	TEAM	LEAGUE	GP	G	A	PTS	PIM	+/-	PP	SH	GW	S	GP	G	A	PTS	PIM
2020-21	Zug	Swiss U17	44	1	7	8	20	-	-	-	-	-	-	-	-	-	-
2021-22	Zug	Swiss U17	42	10	8	18	16	-	-	-	-	-	7	0	5	5	2
	Zug	Swiss- Jr.	1	0	0	0	0	0	-	-	-	-	-	-	-	-	-
	Switzerland U16	International- Jr.	6	3	1	4	0	-	-	-	-	-	-	-	-	-	-
	Switzerland U17	International- Jr.	5	0	0	0	2	-	-	-	-	-	-	-	-	-	-
2022-23	Zug	Swiss U17	16	5	6	11	16	-	-	-	-	-	1	0	1	1	2
	Zug	Swiss- Jr.	22	1	7	8	6	-	-	-	-	-	6	1	2	3	6
	Switzerland U17	International- Jr.	21	3	6	9	20	-	-	-	-	-	-	-	-	-	-
	Switzerland U18	International- Jr.	8	0	2	2	4	-	-	-	-	-	-	-	-	-	-
	Switzerland	WJC-18	5	0	1	1	4	0	-	-	-	-	-	-	-	-	-
2023-24	EV Zug	NL	42	3	9	12	18	13	-	-	-	-	11	1	1	2	6
	Zug	Swiss- Jr.	4	0	2	2	4	-	-	-	-	-	-	-	-	-	-
	Switzerland	WJC-20	4	0	1	1	25	0	-	-	-	-	-	-	-	-	-
	Switzerland	WJC-18	3	1	0	1	0	0	-	-	-	-	-	-	-	-	-



Center  
 Height: 6'0" • Weight: 180  
 Shoots: Right  
 Born: May 28, 2006  
 (Lethbridge, Alberta)  
 Drafted: Capitals' first-round choice,  
 17<sup>th</sup> overall, in the 2024 NHL Draft

# TERIK PARASCAK


REGULAR SEASON														PLAYOFFS				
YEAR	TEAM	LEAGUE	GP	G	A	PTS	PIM	+/-	PP	SH	GW	S	GP	G	A	PTS	PIM	
2019-20	Edge School	CSSHL U15	29	22	19	41	12	-	-	-	-	-	3	0	0	0	2	
2020-21	Edge School	CSSHL U15	6	3	2	5	12	-	-	-	-	-	-	-	-	-	-	
2021-22	Edge School	CSSHL U16	34	55	43	98	26	-	-	-	-	-	5	8	5	13	2	
	Edge School	CSSHL U18	4	7	0	7	2	-	-	-	-	-	-	-	-	-	-	
2022-23	Edge School	CSSHL U18	30	32	34	66	32	-	-	-	-	-	5	6	6	12	2	
	Prince George	WHL	4	0	0	0	0	1	0	0	0	0	1	0	0	0	0	
2023-24	Prince George	WHL	68	43	62	105	41	49	12	4	7	264	12	6	8	14	10	



Left Wing  
 Height: 6'5" • Weight: 200  
 Shoots: Left  
 Born: July 18, 2006  
 (Minsk, Belarus)  
 Drafted: Capitals' third-round choice,  
 75<sup>th</sup> overall, in the 2024 NHL Draft

# ILYA PROTAS

REGULAR SEASON														PLAYOFFS				
YEAR	TEAM	LEAGUE	GP	G	A	PTS	PIM	+/-	PP	SH	GW	S	GP	G	A	PTS	PIM	
2022-23	Team Belarus	Belarus U17	29	19	15	34	37	5	-	-	-	-	2	1	0	1	0	
	Team Belarus	Belarus U18	10	5	4	9	0	5	-	-	-	-	11	4	2	6	2	
2023-24	Des Moines	USHL	61	14	37	51	14	6	6	0	3	95	-	-	-	-	-	



Left Wing  
 Height: 6'0" • Weight: 186  
 Shoots: Left  
 Born: October 8, 2003  
 (Gothenburg, Sweden)  
 Drafted: Capitals' third-round choice,  
 85<sup>th</sup> overall, in the 2022 NHL Draft

# LUDWIG PERSSON


REGULAR SEASON														PLAYOFFS				
YEAR	TEAM	LEAGUE	GP	G	A	PTS	PIM	+/-	PP	SH	GW	S	GP	G	A	PTS	PIM	
2018-19	Frolunda U16	U16 Elit	16	20	22	42	-	-	-	-	-	-	-	-	-	-	-	
	Frolunda J18	J18 Elit	9	1	6	7	2	11	-	-	-	-	-	-	-	-	-	
2019-20	Frolunda J18	J18 Elit	16	13	13	26	8	9	-	-	-	-	-	-	-	-	-	
	Frolunda J18	J18 Allsvenskan	8	2	2	4	4	2	-	-	-	-	1	0	0	0	2	
2020-21	Frolunda J20	J20 Nationell	17	5	9	14	6	-5	-	-	-	-	-	-	-	-	-	
	Frolunda	SHL	13	1	1	2	0	2	-	-	-	-	-	-	-	-	-	
	Hanhals IF	HockeyEttan	11	3	2	5	2	-3	-	-	-	-	-	-	-	-	-	
2021-22	Frolunda J20	J20 Nationell	41	25	36	61	16	16	-	-	-	-	3	3	0	3	2	
	Frolunda	SHL	10	0	0	0	2	0	-	-	-	-	-	-	-	-	-	
2022-23	Karlskoga	HockeyAllsvenskan	45	4	11	15	0	-9	-	-	-	-	4	0	0	0	2	
	Frolunda	SHL	1	0	0	0	0	0	-	-	-	-	-	-	-	-	-	
2023-24	IPK	Mestis	48	10	45	55	2	25	4	0	1	191	19	8	11	19	4	



Center  
 Height: 6'7" • Weight: 190  
 Shoots: Left  
 Born: March 2, 2006  
 (East Amherst, New York)  
 Drafted: Capitals' seventh-round choice, 212<sup>th</sup> overall, in the 2024 NHL Draft

# MIROSLAV SATAN


REGULAR SEASON														PLAYOFFS				
YEAR	TEAM	LEAGUE	GP	G	A	PTS	PIM	+/-	PP	SH	GW	S	GP	G	A	PTS	PIM	
2021-22	HC Slovan Bratislava	Slovakia U16	22	20	17	37	4	39	-	-	-	-	3	0	1	1	0	
	HC Slovan Bratislava	Slovakia U18	18	4	10	14	33	12	-	-	-	-	-	-	-	-	-	
2022-23	HC Slovan Bratislava	Slovakia U18	23	12	12	24	8	13	-	-	-	-	3	0	1	1	0	
	HC Slovan Bratislava	Slovakia- Jr.	22	7	3	10	2	0	-	-	-	-	1	0	0	0	0	
	Slovakia U17	International- Jr.	10	1	0	1	2	-	-	-	-	-	-	-	-	-	-	
2023-24	HC Slovan Bratislava	Slovakia- Jr.	26	14	16	30	20	14	-	-	-	-	-	-	-	-	-	
	Team Slovakia	Slovakia- Jr.	10	1	4	5	0	-8	-	-	-	-	-	-	-	-	-	
	Slovakia U18	WJC-18	7	0	4	4	6	-	-	-	-	-	-	-	-	-	-	



Center  
 Height: 5'11" • Weight: 172  
 Shoots: Left  
 Born: January 2, 2006  
 (Karvina, Czechia)  
 Drafted: Capitals' sixth-round choice, 178<sup>th</sup> overall, in the 2024 NHL Draft

# PETR SIKORA

REGULAR SEASON														PLAYOFFS				
YEAR	TEAM	LEAGUE	GP	G	A	PTS	PIM	+/-	PP	SH	GW	S	GP	G	A	PTS	PIM	
2021-2022	HC Ocelari Trinec U17	Czechia U17	31	15	24	39	10	12	-	-	-	-	5	1	1	2	2	
	Czechia U16	International- Jr.	5	0	1	1	2	2	-	-	-	-	-	-	-	-	-	
2022-2023	HC Ocelari Trinec U17	Czechia U17	14	9	12	21	12	17	-	-	-	-	11	6	10	16	6	
	HC Ocelari Trinec U20	Czechia- Jr.	18	4	5	9	6	7	-	-	-	-	3	0	0	0	2	
	Czechia U17	International- Jr.	5	1	1	2	0	-	-	-	-	-	-	-	-	-	-	
2023-2024	HC Ocelari Trinec U20	CZE- Jr.	30	13	27	40	32	26	-	-	-	-	4	5	2	7	0	
	HC Ocelari Trinec	Extraliga	22	1	2	3	2	1	-	-	-	-	-	-	-	-	-	
	Czechia U18	WJC-18	5	1	1	2	27	-	-	-	-	-	-	-	-	-	-	
	Czechia U18	International- Jr.	28	11	9	20	37	-	-	-	-	-	-	-	-	-	-	



Center  
 Height: 6'0" • Weight: 176  
 Shoots: Left  
 Born: August 21, 2004  
 (Oakville, Ontario)  
 Drafted: Capitals' fourth-round choice, 104<sup>th</sup> overall, in the 2023 NHL Draft

# PATRICK THOMAS

REGULAR SEASON														PLAYOFFS				
YEAR	TEAM	LEAGUE	GP	G	A	PTS	PIM	+/-	PP	SH	GW	S	GP	G	A	PTS	PIM	
2019-20	Hamilton	ALLIANCE U16	33	23	33	56	0	-	-	-	-	-	15	5	13	18	6	
	Hamilton	U16 AAA	74	42	51	93	0	-	-	-	-	-	-	-	-	-	-	
2020-21	Hamilton	OHL	-	-	-	-	-	-	-	-	-	-	-	-	-	-	-	
2021-22	Hamilton	OHL	64	6	21	27	4	13	0	0	1	23	19	0	8	8	0	
2022-23	Hamilton	OHL	66	17	39	56	19	10	2	0	3	62	6	0	6	6	2	
2023-24	Brantford	OHL	57	21	45	66	10	9	8	1	2	89	6	1	6	7	0	



# YEAR IN REVIEW



# 2023-24 NHL STANDINGS

## EASTERN CONFERENCE

Metropolitan	GP	W	L	OT	P
1. p-NY Rangers	82	55	23	4	114
2. x-Carolina	82	52	23	7	111
3. x-NY Islanders	82	39	27	16	94
<b>4. x-Washington</b>	<b>82</b>	<b>40</b>	<b>31</b>	<b>11</b>	<b>91</b>
5. Pittsburgh	82	38	32	12	88
6. Philadelphia	82	38	33	11	87
7. New Jersey	82	38	39	5	81
8. Columbus	82	27	43	12	66

## WESTERN CONFERENCE

Central	GP	W	L	OT	P
1. z-Dallas	82	52	21	9	113
2. x-Winnipeg	82	52	24	6	110
3. x-Colorado	82	50	25	7	107
4. x-Nashville	82	47	30	5	99
5. St. Louis	82	43	33	6	92
6. Minnesota	82	39	34	9	87
7. Arizona	82	36	41	5	77
8. Chicago	82	23	53	6	52

Atlantic	GP	W	L	OT	P
1. y-Florida	82	52	24	6	110
2. x-Boston	82	47	20	15	109
3. x-Toronto	82	46	26	10	102
4. x-Tampa Bay	82	45	29	8	98
5. Detroit	82	41	32	9	91
6. Buffalo	82	39	37	6	84
7. Ottawa	82	37	41	4	78
8. Montréal	82	30	36	16	76

Pacific	GP	W	L	OT	P
1. y-Vancouver	82	50	23	9	109
2. x-Edmonton	82	49	27	6	104
3. x-Los Angeles	82	44	27	11	99
4. x-Vegas	82	45	29	8	98
5. Calgary	82	38	39	5	81
6. Seattle	82	34	35	13	81
7. Anaheim	82	27	50	5	59
8. San Jose	82	19	54	9	47

### Legend

- y - Clinched Division
- x - Clinched Playoff spot
- p - Presidents' Trophy
- z - Clinched Conference

# 2023-24 CAPITALS NOTES

## PLAYOFF BOUND

The Capitals return to the Stanley Cup Playoffs after a one-year hiatus. Washington finished the season with a record of 40-31-11 (91 points), earning the second Wild Card spot in the Eastern Conference. The Capitals have qualified for the playoffs in nine of the last 10 seasons and 15 of the last 17 seasons. Washington's 15 playoff appearances since 2007-08 are tied with the Boston Bruins and Pittsburgh Penguins for the most in the NHL in that span.

## WIN AND YOU'RE IN

The Capitals entered their final game of the regular season needing a win against the Philadelphia Flyers to clinch a playoff berth. It marked the fourth time in franchise history the Capitals were able to clinch a berth into the Stanley Cup Playoffs pending the results of their final regular-season game (also 2007-08, 1980-81 and 1979-80). Alex Ovechkin scored in the first period and Charlie Lindgren stopped 27 of 28 shots faced, while T.J. Oshie scored an empty-net goal with 3:00 left in a tied game to secure the franchise's 33rd playoff appearance in its 49-year history.

## BEHIND THE BENCH

In his first season as head coach, Spencer Carbery led the Capitals to a playoff berth with a record of 40-31-11 (91 points). That marked an 11-point improvement from the previous season (35-37-10, 80 points).

## CHUCK STOPS HERE

Charlie Lindgren posted a record of 25-16-7 in 50 games played in 2023-24, establishing single-season career highs in games played, games started (48) and wins. Lindgren ranked tied for first in the NHL in shutouts (6), eighth in save percentage (.911) and ninth in goals-against average (2.67) (min. 50 GP).

## WORKHORSE

Charlie Lindgren started 19 of the Capitals' final 22 games, posting a record of 12-6-2 with a 2.39 goals-against average, a .919 save percentage and three shutouts. Lindgren's 12 wins from March 7 through the end of the regular season ranked first in the NHL, while his three shutouts were tied for first. Lindgren, who started both games of Washington's back-to-back set to close out the regular season, recorded a shutout on April 15 vs. Boston and stopped 27 of 28 shots faced on April 16 at Philadelphia to help the Capitals clinch a playoff berth.

## 30-GOAL SEASON

Alex Ovechkin reached the 30-goal mark for the 18th time in his 19-year career on March 9 at Detroit and passed former Capital Mike Gartner for the most 30-goal seasons in NHL history. The only season in which Ovechkin did not score 30 goals was the shortened 2020-21 season, when he scored 24 goals in 45 games (0.53 G/GP). Ovechkin, 38, also became the sixth different player in NHL history to begin a season at age 38 or older and score 30 goals, joining Gordie Howe (3x; 1967-68, 1968-69 & 1969-70), Johnny Bucyk (2x; 1973-74 & 1975-76), Martin St. Louis (2013-14), Teemu Selanne (2010-11) and Brett Hull (2002-03).



# 2023-24 CAPITALS NOTES

## 850

Alex Ovechkin scored two goals on April 5 at Carolina, which marked his 850th and 851st career goals. Ovechkin is the only player in NHL history to score 850 goals with one franchise. Ovechkin, who scored his 800th career goal on Dec. 13, 2022, went from 800 to 850 goals in 115 games (0.43 G/GP). Wayne Gretzky needed 167 games (0.30 G/GP) to go from 800 to 850 goals.

## GR8 CHASE

Alex Ovechkin scored 31 goals in 2023-24. Ovechkin (853g) needs 41 goals to tie and 42 goals to pass Wayne Gretzky (894g) for first on the NHL's all-time goals list. Ovechkin, who is signed with the Capitals through the 2025-26 season, needs to average 21 goals over the next two seasons to supplant Gretzky as the NHL's all-time leading goal scorer.

## CLIMBING THE POINTS LIST

With his goal on March 22 vs. Carolina, Alex Ovechkin (853g-697a-1,550p in 1,426 GP) passed Joe Thornton (430g-1,109a-1,539p in 1,714 GP) for the 13th-most points in NHL history. During the 2023-24 season, Ovechkin recorded 65 points (31g, 34a) in 79 games and passed Thornton, Mark Recchi (577g-956a-1,533p in 1,652 GP) and Paul Coffey (396g-1,135a-1,531p in 1,409 GP) on the all-time points list.

## 1,400TH GAME

Alex Ovechkin played in his 1,400th career game on Feb. 24 at Florida, becoming the 41st player in NHL history and the second active player (Ryan Suter) to reach the 1,400-game mark. In addition, Ovechkin became the 10th player in League history to play 1,400 games with one franchise. As of Feb. 24, Ovechkin had played in 1,400 of the Capitals' 1,459 games (96.0 percent) since making his Capitals and NHL debut on Oct. 5, 2005. Among players who have played 1,400 games with one franchise, Ovechkin's 96.0 percent of team games played at the time of his 1,400th game was the fifth-highest percentage. Ovechkin's 838 career goals were the second most by a player at the time of their 1,400th career game, while his 1,527 career points were the seventh most.

## EMPTY NET KING

Alex Ovechkin scored his 57th career empty-net goal on Feb. 10 at Boston, passing Wayne Gretzky (56) for the most empty-net goals in NHL history. Ovechkin has more empty-net goals, power-play goals (312), game-winning goals (129), game-opening goals (144) and road goals (434) than Gretzky.

## 1,500 POINTS

Alex Ovechkin recorded his 1,500th career point on Dec. 7 vs. Dallas. Ovechkin became the 16th player in NHL history and the second active player (Sidney Crosby) to reach the 1,500-point mark. Ovechkin achieved the milestone in his 1,370th career game, becoming the 12th-fastest player to reach the 1,500-point mark. In addition, Ovechkin's 827 goals were the most by a player at the time of their 1,500th career point.



# 2023-24 CAPITALS NOTES

## POINTS WITH ONE FRANCHISE

With his goal on Jan. 2 at Pittsburgh, Alex Ovechkin (853g-697a–1,550p in 1,426 GP) passed Ray Bourque (395g-1,111a–1,506p in 1,518 GP w/ BOS) for the seventh-most points by a player with one franchise in NHL history.

## 300TH POWER-PLAY GOAL

Alex Ovechkin scored his 300th career power-play goal on Oct. 24 vs. Toronto. Ovechkin, the NHL's all-time leader in power-play goals, became the first player in NHL history to score 300 goals on the power play. Ovechkin's 300th career power-play goal was also the 3,000th power-play goal in Capitals franchise history. At the time, Ovechkin had scored 10.0 percent of the power-play goals in franchise history. That marked the third-highest percentage in NHL history among players with at least 40 power-play goals with one franchise (Teemu Selanne, Anaheim: 12.2%; Steven Stamkos, Tampa Bay: 11.6%). Tampa Bay entered the NHL in 1992-93 while Anaheim played its first season in 1993-94. The Capitals' inaugural season was 1974-75, 31 years before Ovechkin's first NHL season in 2005-06.

## SECOND-HALF SURGE

Alex Ovechkin, who scored eight goals in his first 43 games (0.19 G/GP) of the season, scored 23 goals in his final 36 games (0.64 G/GP). Ovechkin, 38, ranked tied for fifth in the NHL in goals (23) from Jan. 27 through the end of the regular season, trailing only Auston Matthews (30), Kirill Kaprizov (28), Filip Forsberg (25) and Zach Hyman (25). Matthews and Kaprizov are 26-years-old, while Forsberg is 29 and Hyman is 31.

## 20-GOAL SEASON

On March 18 at Calgary, Alex Ovechkin became the sixth player in NHL history to reach the 20-goal mark 19 times and only the third to record 19 straight 20-goal seasons (Gordie Howe: 22; Brendan Shanahan: 19). Ovechkin is the only player in League history with 19 straight 20-goal seasons from the start of his career.

## 25-GOAL SEASON

Alex Ovechkin scored his 25th and 26th goals of the season on March 24 vs. Winnipeg. Only Gordie Howe (20) has more 25-goal seasons in NHL history.

## STROME IMPROVEMENT

Dylan Strome led the Capitals in points (27g-40a–67p in 82 GP) in 2023-24 and became the first player other than Alex Ovechkin to finish an 82-game season as Washington's points leader since Nicklas Backstrom in 2016-17. Strome established single-season career highs in goals, points and games played for the second-straight season and reached the 40-assist mark for the second time in his career. Strome led the Capitals in points, even-strength goals (21) and overtime goals (3), ranked tied for first in game-winning goals (5) and second in assists and power-play points (22). Since joining the Capitals ahead of the 2022-23 season, Strome ranks first on the Capitals in games played (163) and assists (82) and second in goals (50) and points (132).



# 2023-24 CAPITALS NOTES

## STROMER TIME

Dylan Strome led the Capitals and ranked tied for first in the NHL in overtime goals (3) in 2023-24. Strome stuck in overtime on Nov. 22 vs. Buffalo, Dec. 20 vs. the New York Islanders and March 26 vs. Detroit. Strome factored on all four of Washington's overtime goals (3g, 1a) in 2023-24 and also scored the game-deciding shootout goal on March 22 vs. Carolina, which marked his first career shootout goal.

## CARLY1K

John Carlson played in his 1,000th career game on March 30 vs. Boston. Carlson became the first defenseman and third player in franchise history to play 1,000 games with the Capitals, joining teammates Alex Ovechkin and Nicklas Backstrom. Carlson (1,009 GP), Ovechkin (1,426 GP) and Backstrom (1,105 GP) became the third set of teammates in NHL history to play their first 1,000 career games with the same team, joining Pittsburgh's Sidney Crosby, Evgeni Malkin and Kris Letang and Los Angeles' Dustin Brown, Anze Kopitar and Drew Doughty. Carlson became the 392nd skater in NHL history, the 128th defenseman and the 43rd active skater to play 1,000 games. In addition, Carlson became the 22nd defenseman in NHL history to play 1,000 career games with one team and the 13th player in franchise history to reach the 1,000-game mark in a Capitals sweater.

## CARLY CLIMBING

This season, John Carlson became the Capitals' franchise leader in games played (1,009) and goals (151) among defensemen. Carlson played in his 984th game with the Capitals on Feb. 26 vs. Ottawa, passing Calle Johansson (983) for the most games played by a defenseman in franchise history. On April 13 vs. Tampa Bay, Carlson scored his 150th career goal and passed Kevin Hatcher (149) for the most goals by a defenseman in franchise history. Carlson is the Capitals' franchise leader in games played (1,009), goals (151), assists (523), points (674), game-winning goals (32) and power-play points (250) among defensemen.

## 500 HELPERS

John Carlson recorded his 500th career assist on Jan. 5 vs. Carolina and became the sixth active defenseman and the 34th blueliner in NHL history to record 500 assists. In addition, Carlson (964 GP at time of 500th assist) became the 23rd defenseman in NHL history to reach the 500-assist mark in fewer than 1,000 games played. Carlson ranks first in franchise history in assists among defensemen and third among all skaters (Nicklas Backstrom: 762; Alex Ovechkin: 697). In addition, Carlson's 523 career assists are the 12th most by a defenseman with one franchise in NHL history.

## IRON MEN

John Carlson and Dylan Strome were the only Capitals to play in all 82 of the team's games this season. 2023-24 marked the eighth season in which Carlson appeared in every game. Strome, who played 81 games in 2022-23, had never had a season in which he appeared in every game until 2023-24.



# 2023-24 CAPITALS NOTES

## CLOCKING IN

John Carlson ranked first in the NHL in ice time per game (25:54) in 2023-24 and led Washington in ice time in 75 of the team's 82 games. Carlson skated a game-high 29:20 in Washington's regular-season finale on April 16 at Philadelphia. It marked Carlson's League-leading 14th game with 29-plus minutes of ice time during the season. No other skater in the NHL had more than nine games with over 29 minutes of ice time. Carlson, currently in his 15th season with the Capitals, has logged the highest ice time average of his career (previously 25:03 TOI/GP in 2018-19). Carlson was the only player in the NHL to record at least 1,600 minutes of even-strength ice time, 250 minutes of power-play ice time and 200 minutes of shorthanded ice time.

## TJ1K

T.J. Oshie played his 1,000th career regular-season game on March 16 at Vancouver. Oshie became the 390th skater in NHL history, the 41st active skater and the 62nd U.S.-born skater to play 1,000 games. Oshie also became the 12th player to play their 1,000th game with the Capitals. Oshie has played 567 of his 1,010 career games with Washington (also 443 GP w/ STL). Since joining the Capitals ahead of the 2015-16 season, Oshie (192g) ranks second on the Capitals in goals, trailing only Alex Ovechkin (378g). Oshie, a six-time 20-goal scorer, ranks fifth in Capitals franchise history in power-play goals (76), ninth in goals (192), tied for third in playoff game-winning goals (6), tied for fourth in playoff goals (29), and seventh in playoff points (59).

## 300 GOALS FOR OSHBABE

T.J. Oshie scored his 300th career goal on Feb. 17 at Montreal. Oshie, who was selected by St. Louis in the first round (24th overall) of the 2005 NHL Draft, became the third player from his draft class to reach the 300-goal mark, joining Sidney Crosby (592) and Anze Kopitar (419).

## STRONG PIPELINE

Nine players from Hershey's 2023 Calder Cup championship team (Beck Malenstyn, Connor McMichael, Aliaksei Protas, Hendrix Lapierre, Mike Sgarbossa, Vincent Iorio, Lucas Johansen, Joe Snively and Dylan McIlrath) appeared in games for the Capitals in 2023-24, six of whom are Washington draft picks. The nine players combined for 114 (42g, 72a) of Washington's 586 total points (216g, 370a) this season (19.5%).

## HATS OFF

Tom Wilson recorded his first career hat trick (3g) in his 700th career game on Nov. 30 at Anaheim. Wilson became the second player in NHL history to record a hat trick in their 700th career game, joining Phil Goyette (3-0-3 on Oct. 20, 1968 w/ NYR vs. LAK). Two of Wilson's three goals came on the power play, which marked his first career game with multiple power-play goals. Wilson, who was drafted by the Capitals in the first round (16th overall) of the 2012 NHL Draft, has played all 754 of his career games with Washington. Among players to debut with the Capitals, Wilson became the fourth-youngest player to reach the 700-game mark.



# 2023-24 CAPITALS NOTES

## TWO-TIME ALL-STAR

Tom Wilson represented the Capitals at the 2024 NHL All-Star Game in Toronto. It marked Wilson's second career All-Star Game appearance (2022). Wilson, a Toronto native, recorded 35 points (18g, 17a) in 74 games this season. The 6'4", 224-pound forward ranked first on Washington in shorthanded goals (2) and penalties drawn (38), second in hits (228), fifth in power-play goals (5) and tied for fifth in game-winning goals (3). Among Capitals forwards, Wilson ranks second in ice time per game (18:06) and blocked shots (74), third in shorthanded ice time per game (1:44) and fourth in power play ice time per game (2:13). Wilson's 228 hits this season ranked 21st in the NHL and he was one of four players with 18-plus goals and 225-plus hits (also Brady Tkachuk: 37g, 294 hits; Evander Kane: 24g, 250 hits; Dakota Joshua: 18g, 244 hits).



## 1,000 GAMES AT COA

The Capitals' game on Feb. 6 vs. Montreal marked their 1,000th regular-season game at Capital One Arena. The Capitals played their first game at Capital One Arena (originally called MCI Center) on Dec. 5, 1997. Washington defeated the Florida Panthers 3-2 (OT) in the inaugural game on Jeff Toms' game-winning goal 3:32 into the overtime period. The Capitals have a record of 572-307-34-103 (1,281 points, .631 point percentage) in 1,016 regular-season games at Capital One Arena. Washington has the fifth-most home wins (574), home points (1,285) and the fifth-highest home point percentage (excluding Vegas) (.631) in the NHL since Dec. 5, 1997.



## PACIORETTY RETURNS

Max Pacioretty returned to play and made his Capitals debut on Jan. 3, nearly a year after suffering an Achilles injury. Pacioretty, who appeared in just five games with Carolina in 2022-23 and 39 games with Vegas in 2021-22 due to injury, played in 47 consecutive games with Washington following his team debut. Pacioretty would go on to score his first goal as a Capital on Jan. 11 vs. Seattle. It marked his first goal in almost exactly a year, with his last goal coming on Jan. 10, 2023 as a member of the Hurricanes. Pacioretty's 23 points (4g, 19a) from Jan. 3 to the end of the regular season ranked fourth on Washington.

## YOUTH INFUSION

Washington finished the regular season with 10 players age 26 or younger on its active roster (Ivan Miroshnichenko, Vincent Iorio, Hendrix Lapierre, Connor McMichael, Aliaksei Protas, Rasmus Sandin, Alex Alexeyev, Martin Fehervary, Lucas Johansen, and Beck Malenstyn), eight of whom set career highs in games played. Lapierre, McMichael, Protas and Malenstyn – all Capitals draft picks – also established career highs in points in 2023-24.



## HAPPY LAPPY

After being recalled from AHL Hershey and reentering the Capitals' lineup on Feb. 26, Hendrix Lapierre finished the season by recording 15 points (6g, 9a) in 26 games, which ranked fourth on the team in that span. Lapierre, who registered 22 points (8g, 14a) in 51 games during the 2023-24 season, set single-season career highs in games played, goals, assists and points. Nineteen of his 22 points came at five-on-five and he ranked first among current Capitals in points per 60 minutes at five-on-five (2.19).

# 2023-24 CAPITALS NOTES

## LIKE MIKE

Connor McMichael, who recorded 18 points (9g, 9a) in 68 games during his first season with the Capitals in 2021-22, eclipsed those marks with 33 points (18g, 15a) in 80 games this season. McMichael's 18 goals ranked tied for fourth on Washington, while his 15 even-strength goals ranked fourth.

## PRO'S PRO

Aliaksei Protas, who signed a five-year, \$16.875 million contract extension with Washington on Jan. 19, established single-season career highs in games played (78), goals (6), assists (23) and points (29) during the 2023-24 season. Protas' 28 points at five-on-five ranked third in the Capitals, while his 23 assists ranked fourth.

## MIRO'S MOMENT

Ivan Miroshnichenko made his NHL debut on Dec. 20 vs. the New York Islanders, logging 10:14 of ice time. Miroshnichenko (19 years, 319 days) became the first teenager to make his debut with the Capitals since Hendrix Lapierre (19 years, 246 days) on Oct. 13, 2021. Miroshnichenko, the Capitals' first-round pick (20th overall) in the 2022 NHL Draft, recorded six points (2g, 4a) in 21 games with Washington and 25 points (9g, 16a) in 47 games with the Hershey Bears (AHL) in 2023-24. Miroshnichenko was diagnosed with Hodgkin's lymphoma during his draft eligible season, but is now cancer free.

## ENTER SANDMAN

In his first full season with Washington, Rasmus Sandin ranked second on the team in ice time per game (21:07), which marked a single-season career high. Among Capitals defensemen, Sandin ranked second in assists (20), points (23) and hits (75), tied for second in goals (3) and fourth in blocked shots (106).

## BECK YEAH

In his first full NHL season, Beck Malenstyn appeared in 81 of the Capitals' 82 games and set career highs in goals (6), assists (15) and points (21). Malenstyn led the Capitals and ranked tied for 11th in the NHL in hits (241) and paced Washington forwards in shorthanded ice time per game (2:37).

## ALWAYS SONNY

Sonny Milano scored a career-high 15 goals in 49 games in 2023-24, 12 of which came at five-on-five. Milano scored 15 goals on 50 shots (30.0 S%) and ranked first in the NHL in shooting percentage among skaters with at least 10 goals. Milano's 0.31 goals-per-game rate marked a career high and ranked fourth on Washington, behind only Alex Ovechkin (0.39), former Capital Anthony Mantha (0.36) and Dylan Strome (0.33). In addition, Milano ranked second on the team in goals per 60 minutes at five-on-five (1.29) and third in points per 60 minutes at five-on-five (2.05). Milano recorded his first career hat trick in the Capitals 7-6 shootout victory over Carolina on March 22.

## GRINDING IT OUT

The Capitals were 19-2-11 in one-goal games this season. Washington's .606 win percentage in one-goal games was the sixth highest in the NHL.





# 2023-24 CAPITALS NOTES

## POWER PLAY TURNAROUND

From Feb. 8 through the end of the regular season, the Capitals converted on 28 of 94 power-play opportunities (29.8%), which was the highest power-play percentage in the NHL in that span. Washington also ranked tied for third in the NHL in power-play percentage dating back to Jan. 1 (27.3%). The Capitals, who ranked 31st in power-play percentage through their first 34 games of the season (11.5% from Oct. 13 – Dec. 30), finished the season ranked 18th (20.6%). Per Sportradar, no team in NHL history prior to Washington had ever finished the season with a power-play percentage over 20 percent after being under 12 percent through December.

## BACK-TO-BACKS

The Capitals were 9-6-0 in the first game of back-to-backs and 8-5-2 in the second game of back-to-backs this season. Washington's eight wins on zero days rest were tied for the third most in the NHL. All eight of the Capitals' wins in the second game of back-to-backs came on the road, including their playoff-clinching victory on April 16 at Philadelphia. Washington's eight road wins on zero days rest led the NHL.

## NO DOWD ABOUT IT

Nic played in his 500th career game in the Capitals' regular-season finale on April 16 at Philadelphia. Dowd has played 368 of his 500 career games with Washington (also 91 GP w/ LAK, 40 GP w/ VAN). Dowd, who was originally drafted by Los Angeles in the seventh round (198th overall) of the 2009 NHL Draft, has recorded 149 points (70g, 79a) in 500 career games. Among active skaters that were drafted in the seventh round of the NHL Draft, Dowd ranks fourth in games played, seventh in points and eighth in plus/minus (+15). Since joining the Capitals in 2018-19, Dowd ranks first on Washington in faceoff win percentage (51.7%), fourth in hits (764), sixth in even-strength goals (57), seventh in blocked shots (289), and first among forwards in shorthanded ice time (796:27).

## NICK OF TIME

Nick Jensen co-led the Capitals in shorthanded ice time per game (2:46) this season, the fourth-straight year Jensen has ranked in the top two among Capitals skaters in the category. In addition, Jensen ranked second on the Capitals in blocked shots (123). Jensen has played in 372 of Washington's 391 games (95.1 percent) since making his Capitals debut on Feb. 24, 2019, the most games played on the team in that span.

## 600 FOR TVR

Trevor van Riemsdyk played in his 600th career game on April 15 vs. Boston. van Riemsdyk has played 237 of his 601 career games with Washington (also 206 GP w/ CAR and 158 GP w/ CHI). Among active undrafted defensemen, van Riemsdyk ranks sixth in games played and seventh in points (126). Since joining the Capitals in 2020-21, van Riemsdyk's 419 blocked shots rank second on Washington (John Carlson: 462) and his 528:32 of shorthanded ice time ranks third (Nick Jensen: 741:03; Nic Dowd: 551:15).



# 2023-24 CAPITALS NOTES

## SHOT BLOCKERS

The Capitals finished the season ranked sixth in the NHL in blocked shots (1,419). Per Sportlogiq, Washington's 90.5 percent shot block success rate ranked second in the NHL. The Capitals blocked 32 shots in their 2-1, playoff-clinching win over Philadelphia in the regular season finale, which tied their single-game high on the season (Nov. 11 at NYI: 32). John Carlson's 194 blocked shots led Washington and ranked eighth in the NHL.

## GET TRICKY

T.J. Oshie recorded his sixth career hat trick on Jan. 18 vs. St. Louis. Oshie became the second player to score a hat trick against the Blues after being drafted by the club, joining Jocelyn Lemieux (3-0—3 on Feb. 20, 1990 w/ CHI). Oshie's first two goals came on the power-play, his fifth career game with multiple power-play goals and his first since May 5, 2021 at the New York Rangers, in which he also scored a hat trick. Four of Oshie's six career hat tricks have come with Washington.

## SHEP DADDY'S DEBUT

Goaltender Hunter Shepard earned his first career win in his NHL debut on Oct. 25 at New Jersey. Shepard became the fourth Capitals' goaltender in the last five years to win their NHL debut, joining Ilya Samsonov (10/4/19 at NYI), Vitek Vanecek (1/15/21 at BUF) and Zach Fucale (11/11/21 at DET). Shepard was named the MVP of the 2023 Calder Cup Playoffs after leading the Hershey Bears (AHL) to the franchise's league-record 12th championship in 2023.

## A PAIR OF FIRSTS

Matthew Phillips scored his first career NHL goal and tallied his first assist in the Capitals' 3-2 shootout win over Calgary on Oct. 16. Phillips' goal and assist came 3:04 apart in the second period and he became the 18th player in franchise history to record their first career regular season goal and assist in the same game. Of the 18 players to accomplish the feat, only Glen Metropolit (2:42, Nov. 3, 1999 vs. Ottawa) did so in a shorter span. Phillips, a Calgary native, was drafted by the Flames in the sixth round (166th overall) of the 2016 NHL Draft and spent seven years in the Flames organization before signing with Washington.

## COLLECTING PICKS

The Capitals acquired five draft picks (one 2nd, two 3rds, one 4th, one 5th) in three separate deals prior to the NHL trade deadline on March 8. The Capitals own 26 total picks in the next three drafts, including 14 in the first three rounds. Washington currently has eight picks in the 2024 NHL Draft, 10 picks in the 2025 NHL Draft and eight picks in the 2026 NHL Draft. The Capitals own their first, third, fourth, fifth and sixth-round picks in 2024, as well as Vegas' second-round pick, Boston's third-round pick and the New York Islanders' third-round pick in 2024; their first, second, third, fourth, fifth and sixth-round picks in 2025, as well as Colorado's second-round pick, Boston's second-round pick, Carolina's third-round pick and Chicago's fifth-round pick in 2025; and all seven of their picks in the 2026 NHL Draft, along with Vegas' fourth-round pick.



# 2023-24 INDIVIDUAL STATISTICS

Player	Pos	GP	G	A	P	+/-	PIM	PPG	SHG	OTG	GWG	S	S%	ATOI
Dylan Strome	C	82	27	40	67	-13	22	6	0	3	5	169	16	17:57
Alex Ovechkin	L	79	31	34	65	-22	20	13	0	1	5	272	11.4	19:13
John Carlson	D	82	10	42	52	-7	40	6	0	0	5	176	5.7	25:54
Tom Wilson	R	74	18	17	35	-19	133	5	2	0	3	169	10.7	18:06
Anthony Mantha	R	56	20	14	34	5	17	3	0	0	0	90	22.2	14:09
Connor McMichael	C	80	18	15	33	-20	34	2	1	0	3	135	13.3	15:59
Aliaksei Protas	C	78	6	23	29	-3	8	0	0	0	1	113	5.3	13:45
T.J. Oshie	R	52	12	13	25	-6	44	7	0	0	4	90	13.3	16:52
Sonny Milano	L	49	15	8	23	4	10	3	0	0	2	50	30	12:30
Max Pacioretty	L	47	4	19	23	-14	25	2	0	0	0	95	4.2	14:26
Rasmus Sandin	D	68	3	20	23	-13	24	0	0	0	1	79	3.8	21:07
Nic Dowd	C	64	12	10	22	-2	47	0	0	0	2	61	19.7	15:12
Hendrix Lapierre	C	51	8	14	22	-1	4	0	0	0	1	51	15.7	11:26
Beck Malenstyn	L	81	6	15	21	-1	25	0	0	0	1	98	6.1	14:15
Evgeny Kuznetsov	C	43	6	11	17	-11	24	0	0	0	1	69	8.7	18:47
Nicolas Aube-Kubel	R	60	6	10	16	4	23	0	0	0	0	58	10.3	12:12
Martin Fehervary	D	66	3	13	16	-7	24	0	0	0	0	61	4.9	19:38
Nick Jensen	D	78	1	13	14	-9	10	0	0	0	0	71	1.4	19:38
Trevor van Riemsdyk	D	70	0	14	14	-7	18	0	0	0	0	75	0	18:40
Michael Sgarbossa	C	25	4	3	7	0	2	0	0	0	1	27	14.8	10:58
Ivan Miroshnichenko	L	21	2	4	6	-4	6	0	0	0	0	30	6.7	12:08
Joel Edmundson	D	44	1	5	6	-5	19	0	0	0	0	41	2.4	16:26
Matthew Phillips	R	28	1	4	5	-3	0	0	0	0	0	17	5.9	10:04
Ethan Bear	D	24	1	3	4	-5	10	0	0	0	1	24	4.2	14:54
Alexander Alexeyev	D	39	1	2	3	-8	6	0	0	0	0	20	5	13:42
Nicklas Backstrom	C	8	0	1	1	-3	2	0	0	0	0	12	0	14:34
Dylan McIlrath	D	3	0	1	1	1	5	0	0	0	0	1	0	10:18
Lucas Johansen	D	6	0	1	1	1	4	0	0	0	0	4	0	14:16
Hardy Haman Aktell	D	6	0	1	1	-2	2	0	0	0	0	5	0	10:38
Joe Snively	C	3	0	0	0	-1	0	0	0	0	0	0	--	8:21
Vincent Iorio	D	6	0	0	0	1	0	0	0	0	0	6	0	9:50
Pierrick Dube	R	3	0	0	0	1	2	0	0	0	0	3	0	9:20

Goaltender	GP	GS	W	L	OT	SA	Svs	GA	Sv%	GAA	SO	TOI
Charlie Lindgren	50	48	25	16	7	1,431	1,304	127	0.911	2.67	6	2852:23
Darcy Kuemper	33	30	13	14	3	940	837	103	0.890	3.31	1	1866:32
Hunter Shepard	4	4	2	1	1	123	110	13	0.894	3.19	0	244:50

# 2023-24 GAME-BY-GAME RESULTS

#	Date	Team	W-L-OT	Record	GF-GA	Scorers	W Goal	PP	PK	SF-SA	W-L Gltdr.	Attend.
1	10/13/2023	PIT	L	0-1-0	0-4		71	0-3	1-3	19-35	35 / 79	18573+
2	10/16/2023	CGY	W**	1-1-0	3-2	45,24	92	0-3	4-5	23-40	35 / 25	16489
3	10/18/2023 @	OTT	L	1-2-0	1-6	74	9	0-2	4-5	24-29	31 / 35	15021
4	10/21/2023 @	MTL	O*	1-2-1	2-3	17,17	22	0-5	5-6	33-28	34 / 35	21105+
5	10/24/2023	TOR	L	1-3-1	1-4	8p	91	1-3	1-3	38-17	60 / 35	16641
6	10/25/2023 @	NJD	W	2-3-1	6-4	39,17,15,17p,24,8	24	1-3	1-1	25-22	31 / 41	16117
7	10/27/2023	MIN	W**	3-3-1	3-2	43s,17p	74	1-3	5-5	33-41	35 / 29	16602
8	10/29/2023	SJS	W	4-3-1	3-1	17,43,92	43	0-3	0-0	42-31	35 / 29	15856
9	11/02/2023	NYI	L	4-4-1	0-3		6	0-3	2-2	32-21	40 / 35	16209
10	11/04/2023	CBJ	W	5-4-1	2-1	43,15	15	0-3	4-4	27-35	79 / 90	18573+
11	11/08/2023	FLA	O*	5-4-2	3-4	39,24s,39	13	0-2	1-1	28-25	72 / 35	16104
12	11/10/2023 @	NJD	W	6-4-2	4-2	96,47,92,92	92	0-4	4-4	27-26	79 / 40	16514+
13	11/11/2023 @	NYI	W	7-4-2	4-1	8,26,21,8	26	0-1	1-1	28-37	31 / 40	16519
14	11/14/2023	VGK	W	8-4-2	3-0	17,24,47	17	0-3	2-2	31-35	79 / 36	16598
15	11/18/2023	CBJ	W	9-4-2	4-3	15,21,8,29	29	0-2	3-3	26-36	79 / 90	18573+
16	11/22/2023	BUF	W*	10-4-2	4-3	27,77,43,17	17	0-2	2-3	30-27	35 / 27	18573+
17	11/24/2023	EDM	L	10-5-2	0-5		91	0-5	1-4	25-35	74 / 79	18573+
18	11/27/2023 @	SJS	L	10-6-2	1-2	92	11	0-3	2-3	34-23	29 / 35	10759
19	11/29/2023 @	LAK	W	11-6-2	2-1	39,24	24	0-0	3-3	15-39	79 / 39	18145
20	11/30/2023 @	ANA	W	12-6-2	5-4	39,43,43p,26,43p	43	2-6	5-5	26-32	35 / 36	14336
21	12/02/2023 @	VGK	L	12-7-2	1-4	43	9	0-1	3-4	22-36	36 / 35	18140+
22	12/04/2023 @	ARI	L	12-8-2	0-6		92	0-4	2-4	26-27	39 / 35	4600+
23	12/07/2023	DAL	O**	12-8-3	4-5	21,17,92,17p	21	1-3	0-1	27-38	41 / 79	15850
24	12/09/2023	NYR	W	13-8-3	4-0	15,39,43,96	15	0-3	1-1	29-31	79 / 31	18573+
25	12/10/2023 @	CHI	W	14-8-3	4-2	39,17,26,26	26	0-3	6-6	27-34	35 / 40	18258
26	12/14/2023 @	PHI	O**	14-8-4	3-4	24,43p,17	10	1-3	5-5	30-32	33 / 79	18557
27	12/16/2023 @	NSH	L	14-9-4	1-3	77p	26	1-4	2-3	22-23	74 / 79	17267+
28	12/17/2023 @	CAR	W**	15-9-4	2-1	42	92	0-2	5-5	21-29	35 / 52	18700+
29	12/20/2023	NYI	W*	16-9-4	3-2	29,6,17p	17	1-3	3-3	36-32	35 / 40	18573+
30	12/21/2023 @	CBJ	W*	17-9-4	3-2	39p,39,8p	8	2-3	1-1	32-36	79 / 90	18172+
31	12/23/2023	TBL	O**	17-9-5	1-2	39	77	0-1	2-2	34-20	88 / 79	18573+
32	12/27/2023 @	NYR	L	17-10-5	1-5	39	10	0-2	2-3	27-31	31 / 35	18006+
33	12/29/2023 @	NYI	L	17-11-5	1-5	96	8	0-2	3-3	27-32	30 / 35	17255+
34	12/30/2023	NSH	O**	17-11-6	2-3	47,8	14	0-3	1-2	29-36	30 / 31	18573+
35	01/02/2024 @	PIT	W	18-11-6	4-3	43,47,42,8p	8	1-2	2-3	22-35	35 / 39	18190+
36	01/03/2024	NJD	L	18-12-6	3-6	24p,92,74p	20	2-4	1-2	26-28	50 / 31	17156
37	01/05/2024	CAR	L	18-13-6	2-6	26,17p	37	1-3	1-3	17-34	52 / 35	18573+
38	01/07/2024	LAK	W	19-13-6	4-3	26,17,96,74	74	0-1	1-3	34-41	35 / 39	18573+
39	01/11/2024	SEA	L	19-14-6	1-4	67	21	0-1	1-1	26-23	35 / 35	17935
40	01/13/2024	NYR	W	20-14-6	3-2	39,26,77	77	0-3	3-3	21-27	79 / 32	18573+
41	01/14/2024 @	NYR	L	20-15-6	1-2	77	13	0-2	5-5	25-31	31 / 79	18006+

# 2023-24 GAME-BY-GAME RESULTS

#	Date	Team	W-L-OT	Record	GF-GA	Scorers	W Goal	PP	PK	SF-SA	W-L Gltdr.	Attend.
42	01/16/2024	ANA	W	21-15-6	2-0	25,43	25	0-1	2-2	28-24	35 / 36	15961
43	01/18/2024	STL	W	22-15-6	5-2	77p,96,77p,17,77	77	2-4	5-5	26-20	79 / 50	17909
44	01/20/2024	@ STL	L	22-16-6	0-3		55	0-3	1-2	18-29	50 / 79	18096+
45	01/23/2024	@ MIN	L	22-17-6	3-5	39,77p,39	14	1-4	2-2	33-30	32 / 35	18437+
46	01/24/2024	@ COL	L	22-18-6	2-6	17,17	29	0-5	2-4	25-31	40 / 79	18136+
47	01/27/2024	@ DAL	O*	22-18-7	4-5	39,38,8p,17	55	1-2	1-2	28-35	29 / 79	18532+
48	02/06/2024	MTL	L	22-19-7	2-5	8,38	55	0-3	1-2	39-26	35 / 79	16959
49	02/08/2024	@ FLA	L	22-20-7	2-4	8p,39	94	1-3	4-5	23-41	72 / 35	17645
50	02/10/2024	@ BOS	W	23-20-7	3-0	77p,17,8	77	1-3	4-4	29-18	79 / 1	17850+
51	02/11/2024	VAN	O*	23-20-8	2-3	26,8	9	0-2	3-3	33-29	35 / 35	18573+
52	02/13/2024	COL	L	23-21-8	3-6	47,24,8p	96	1-3	2-3	27-37	40 / 79	17878
53	02/17/2024	@ MTL	W	24-21-8	4-3	39,77p,15,21	21	1-1	2-3	34-31	35 / 34	21105+
54	02/20/2024	NJD	W	25-21-8	6-2	24,24,17,8,23,8p	17	1-1	2-2	26-39	79 / 50	17232
55	02/22/2024	@ TBL	W	26-21-8	5-3	96,24,39,38,24	38	0-4	3-3	24-32	79 / 88	19092+
56	02/24/2024	@ FLA	O*	26-21-9	2-3	15p,43p	42	2-4	2-3	24-29	41 / 79	19887+
57	02/26/2024	OTT	W	27-21-9	6-3	21,74p,67p,47,29,29	47	2-3	1-1	20-21	35 / 31	17296
58	02/27/2024	@ DET	L	27-22-9	3-8	29,23,67p	41	1-2	2-3	21-31	34 / 79	19515+
59	03/01/2024	PHI	W	28-22-9	5-2	8,15,74,39p,17	74	1-3	2-3	21-23	79 / 33	18573+
60	03/03/2024	ARI	L	28-23-9	2-5	15p,39p	5	2-7	4-6	26-28	70 / 79	18573+
61	03/07/2024	@ PIT	W	29-23-9	6-0	43s,8p,3,29,63,15	43	1-5	4-4	29-39	79 / 35	17093
62	03/09/2024	CHI	W	30-23-9	4-1	29,23,43p,15	23	1-4	4-4	26-32	79 / 34	18573+
63	03/11/2024	@ WPG	L	30-24-9	0-3		4	0-1	1-1	23-29	37 / 79	13716
64	03/13/2024	@ EDM	L	30-25-9	2-7	63,24p	18	1-4	1-4	25-37	74 / 35	18347+
65	03/14/2024	@ SEA	W	31-25-9	2-1	77p,24	24	1-4	2-3	23-24	79 / 35	17151+
66	03/16/2024	@ VAN	W	32-25-9	2-1	43,8	8	0-1	1-1	24-22	79 / 29	18859
67	03/18/2024	@ CGY	W	33-25-9	5-2	17,8p,8p,29,43	8	2-3	3-3	33-36	79 / 32	16793
68	03/20/2024	TOR	L	33-26-9	3-7	8p,24,8	22	1-1	4-5	21-29	60 / 79	17727
69	03/22/2024	CAR	W**	34-26-9	7-6	15p,8p,15,74p,15,24	17	3-6	1-2	25-31	79 / 52	18573+
70	03/24/2024	WPG	W	35-26-9	3-0	74p,8,8	74	1-3	2-2	19-27	79 / 37	18573+
71	03/26/2024	DET	W*	36-26-9	4-3	26,24,17,17	17	0-2	1-2	30-33	79 / 34	18573+
72	03/28/2024	@ TOR	L	36-27-9	1-5	26	59	0-2	1-1	24-48	60 / 79	18577
73	03/30/2024	BOS	O**	36-27-10	2-3	23,74p	12	1-4	2-2	20-29	1 / 79	18573+
74	04/02/2024	@ BUF	L	36-28-10	2-6	42,17p	77	1-3	0-2	26-35	1 / 79	14390
75	04/04/2024	PIT	L	36-29-10	1-4	8p	73	1-4	2-2	31-24	39 / 79	18573+
76	04/05/2024	@ CAR	L	36-30-10	2-4	8,8	20	0-3	2-4	16-45	52 / 35	18724+
77	04/07/2024	OTT	O*	36-30-11	2-3	67,21	85	0-3	2-2	22-21	70 / 79	17902
78	04/09/2024	@ DET	W	37-30-11	2-1	17,8	8	0-1	2-2	23-43	79 / 34	19515+
79	04/11/2024	@ BUF	L	37-31-11	2-4	24,43	22	0-0	1-1	24-17	1 / 79	15454
80	04/13/2024	TBL	W	38-31-11	4-2	15,15,74p,26	74	1-3	1-1	34-34	79 / 88	18573+
81	04/15/2024	BOS	W	39-31-11	2-0	74,26	74	0-1	0-0	25-16	79 / 1	18573+
82	04/16/2024	@ PHI	W	40-31-11	2-1	8,77	77	0-0	1-1	18-28	79 / 33	19411+

# 2023-24 RESULTS

## GOALS BY PERIOD

	1	2	3	OT	T	Avg
Washington Capitals:	64	80	68	4	216	(2.63 avg.)
Opponents:	79	85	82	6	252	(3.07 avg.)

## SHOTS BY PERIOD

	1	2	3	OT	T	Avg
Washington Capitals:	713	759	659	41	2,172	(26.5 avg.)
Opponents:	773	856	839	35	2,503	(30.5 avg.)

## POWER PLAY

	G	Att	Pct.	Rank
Overall:	47	228	20.6	18th in NHL
Home:	25	118	21.2	19th in NHL
Road:	22	110	20.0	15th in NHL

## PENALTY KILLING

	PP GA	Att	Pct.	Rank
Overall:	49	233	79.0	19th in NHL
Home:	24	105	77.1	23rd in NHL
Road:	25	128	80.5	10th in NHL

## PENALTIES

GP	Pen.	PIM	PIM/GP	Rank
82	272	628	7:39	6th in NHL



# 2023-24 HOME & ROAD STATISTICS

HOME							AWAY						
Player	Pos	GP	G	A	P	+/-	Player	Pos	GP	G	A	P	+/-
Dylan Strome	C	41	14	23	37	-2	Alex Ovechkin	L	40	16	19	35	-15
John Carlson	D	41	9	22	31	-4	Dylan Strome	C	41	13	17	30	-11
Alex Ovechkin	L	39	15	15	30	-7	Tom Wilson	R	38	11	10	21	-4
Connor McMichael	C	40	10	9	19	-4	John Carlson	D	41	1	20	21	-3
Aliaksei Protas	C	38	4	13	17	1	Anthony Mantha	R	27	13	7	20	6
Sonny Milano	L	24	11	5	16	9	Connor McMichael	C	40	8	6	14	-16
Hendrix Lapierre	C	29	5	11	16	7	T.J. Oshie	R	26	7	7	14	-10
Tom Wilson	R	36	7	7	14	-15	Rasmus Sandin	D	36	2	10	12	-22
Anthony Mantha	R	29	7	7	14	-1	Aliaksei Protas	C	40	2	10	12	-4
Nic Dowd	C	31	7	6	13	-2	Beck Malenstyn	L	41	2	9	11	0
Max Pacioretty	L	24	3	10	13	0	Evgeny Kuznetsov	C	21	3	7	10	-8
T.J. Oshie	R	26	5	6	11	4	Max Pacioretty	L	23	1	9	10	-14
Rasmus Sandin	D	32	1	10	11	9	Nic Dowd	C	33	5	4	9	0
Beck Malenstyn	L	40	4	6	10	-1	Nicolas Aube-Kubel	R	31	3	5	8	1
Trevor van Riemsdyk	D	36	0	10	10	10	Sonny Milano	L	25	4	3	7	-5
Martin Fehervary	D	31	0	9	9	-4	Martin Fehervary	D	35	3	4	7	-3
Nicolas Aube-Kubel	R	29	3	5	8	3	Nick Jensen	D	39	1	6	7	-6
Evgeny Kuznetsov	C	22	3	4	7	-3	Hendrix Lapierre	C	22	3	3	6	-8
Nick Jensen	D	39	0	7	7	-3	Trevor van Riemsdyk	D	34	0	4	4	-17
Michael Sgarbossa	C	14	3	1	4	-4	Ivan Miroshnichenko	L	11	2	1	3	-4
Joel Edmundson	D	20	1	2	3	-3	Michael Sgarbossa	C	11	1	2	3	4
Matthew Phillips	R	14	1	2	3	0	Joel Edmundson	D	24	0	3	3	-2
Ivan Miroshnichenko	L	10	0	3	3	0	Ethan Bear	D	11	0	2	2	1
Ethan Bear	D	13	1	1	2	-6	Matthew Phillips	R	14	0	2	2	-3
Alexander Alexeyev	D	23	1	0	1	-6	Alexander Alexeyev	D	16	0	2	2	-2
Hardy Haman Aktell	D	3	0	1	1	-1	Nicklas Backstrom	C	3	0	1	1	0
Nicklas Backstrom	C	5	0	0	0	-3	Dylan McIlrath	D	1	0	1	1	1
Dylan McIlrath	D	2	0	0	0	0	Lucas Johansen	D	3	0	1	1	1
Lucas Johansen	D	3	0	0	0	0	Hardy Haman Aktell	D	3	0	0	0	-1
Vincent Iorio	D	3	0	0	0	1	Joe Snively	C	3	0	0	0	-1
Pierrick Dube	R	1	0	0	0	0	Vincent Iorio	D	3	0	0	0	0
							Pierrick Dube	R	2	0	0	0	1

# 2023-24 SITUATIONAL STATISTICS

## GOALS BY PERIOD

Player	1st	2nd	3rd	OT
Alex Alexeyev	1			
Nicolas Aube-Kubel	2	2	2	
Ethan Bear	1			
John Carlson	3	3	4	
Nic Dowd	3	5	4	
Joel Edmundson		1		
Martin Fehervary	2	1		
Nick Jensen		1		
Evgeny Kuznetsov		4	2	
Hendrix Lapierre	2	5	1	
Beck Malenstyn	5		1	
Anthony Mantha	8	9	3	
Connor McMichael	5	7	6	
Sonny Milano	6	6	3	
Ivan Miroshnichenko	1	1		
T.J. Oshie	2	6	4	
Alex Ovechkin	6	13	11	1
Max Pacioretty	2	1	1	
Matthew Phillips		1		
Aliaksei Protas	2	3	1	
Rasmus Sandin		1	2	
Mike Sgarbossa	1	2	1	
Dylan Strome	5	5	14	3
Tom Wilson	7	3	8	

## SITUATIONAL GOALS

	GF	GA
5 on 5	143	175
5 on 4	43	4
5 on 3	1	0
4 on 4	4	4
4 on 3	2	0
3 on 3	2	6
3 on 4	0	0
3 on 5	0	0
4 on 5	3	49
Empty net	12	9
Goalie pulled	6	3
1st minute of game	3	3
Last minute of game	13	8
1st minute of period	8	5
Last minute of period	20	20
Within a minute of Capitals goal	7	6
Within a minute of opponent goal	5	12
Penalty shots	0	0
<b>5-on-3 PP Goals/Opp.:</b> 1/6, 6:17		
<b>5-on-3 PK Kill/Opp.:</b> 6/6, 3:43		
<b>4-on-4 Goals/Opp.:</b> 4/40, 48:09		
<b>4-on-3 PP Goals/Opp.:</b> 2/7, 10:14		
<b>4-on-3 PK Kill/Opp.:</b> 3/3, 1:19		
<b>3-on-3 Goals/Opp.:</b> 2/18, 58:10		

## FASTEST GOALS

**Quickest back-to-back goals scored:** 0:14, 2/26/24 vs. OTT

**Quickest back-to-back goals scored, one player:** 2:45, Tom Wilson, 11/30/23 at ANA

**Quickest back-to-back goals allowed:** 0:17, 3/13/24 at EDM

**Fastest goal to start a game:** 0:39, Connor McMichael, 2/20/24 vs. NJD

**Fastest goal allowed to start a game:** 0:16, 3/20/24 vs. TOR

**Fastest goal to start a period:** 0:10, Anthony Mantha, 3/3/24 vs. ARI

**Fastest goal allowed to start a period:** 0:16, 3/20/24 vs. TOR

**Fastest goal after an opponent's goal:** 0:22, 2/6/24 vs. MTL



# 2023-24 SITUATIONAL STATISTICS

Last 10 games:	4-4-2	Allowing two goals	12-2-2	December:	5-5-4
Last 10 at home:	6-2-2	Allowing one goal	10-0-1	January:	5-7-1
Last 10 on road:	5-5-0	Not allowing a goal (not incl. shootout)	7-0-0	February:	5-4-2
				March:	9-5-1
				April:	4-4-1
1-Goal Games:	20-2-11	Outshooting opponent:	11-8-4	Playing on a Monday:	4-3-0
2-Goal Games:	8-5	Outshot by opponent:	28-23-7	Playing on a Tuesday:	7-6-0
3+-Goal Games:	12-24	Shots are tied:	1-0-0	Playing on a Wednesday:	4-6-1
Scoring first:	28-5-5	Caps have 10-19 shots on net:	3-4-0	Playing on a Thursday:	6-6-2
Opponent scoring first:	12-26-6	Caps have 20-29 shots on net:	26-21-7	Playing on a Friday:	4-5-0
Leading after 1 period:	19-3-1	Caps have 30-39 shots on net:	10-6-4	Playing on a Saturday:	10-3-6
Trailing after 1 period:	6-24-6	Caps have 40+ shots on net:	1-0-0	Playing on a Sunday:	5-2-2
Tied after 1 period:	15-4-4	Opponent has 10-19 shots on net:	2-2-0	Record in first of back-to-back games:	9-6-0
Leading after 2 periods:	27-2-4	Opponent has 20-29 shots on net:	17-16-7	Record in second of back-to-back games:	8-5-2
Trailing after 2 periods:	6-27-2	Opponent has 30-39 shots on net:	17-10-4	Record in second following a win:	5-3-1
Tied after 2 periods:	7-2-5	Opponent has 40+ shots on net:	4-3-0	Record in second following a loss:	3-2-1
Overtime (games decided in overtime):	8-11	Caps have more penalties than opponent:	16-10-4	At night:	35-29-9
Shootout:	4-5	Opponent has more penalties:	15-12-6	Afternoon (before 6 p.m.):	5-2-2
		Penalties are even:	9-9-1	vs. Metropolitan:	16-9-1
Scoring five or more goals	10-0-0	Caps score on the power play:	19-13-5	vs. Atlantic:	9-9-6
Scoring four goals	12-0-2	Opponent scores on the power play:	9-22-5	vs. Central:	5-8-3
Scoring three goals	7-5-2	Caps fails to score on the power play:	21-18-6	vs. Pacific:	10-5-1
Scoring two goals	10-9-6	Opponent fails to score on the power play:	31-9-6	vs. East:	25-18-7
Scoring one goal	1-11-1	October:	4-3-1	vs. West:	15-13-4
Not scoring (not incl. shootout)	0-6-0	November:	8-3-1		
Allowing five or more goals	1-17-1				
Allowing four goals	2-8-2				
Allowing three goals	8-4-5				

## SCORING BY MONTH

Player	Oct.	Nov.	Dec.	Jan.	Feb.	March	April
Alex Alexeyev		1-0-1				0-2-2	
Nicolas Aube-Kubel		1-3-4	2-1-3	2-4-6	1-2-3		
Nicklas Backstrom	0-1-1						
Ethan Bear				1-2-3	0-1-1		
John Carlson	1-6-7	0-6-6	0-6-6	2-7-9	1-5-6	4-8-12	2-4-6
Nic Dowd		2-1-3	2-1-3	3-4-7	1-2-3	2-1-3	2-1-3
Joel Edmundson			1-1-2	0-1-1	0-2-2	0-1-1	
Martin Fehervary		0-3-3	1-1-2	1-4-5	0-2-2	0-1-1	1-2-3
Hardy Haman Aktell	0-1-1						
Nick Jensen	0-1-1	0-1-1	0-4-4	0-1-1	0-1-1	1-5-6	
Lucas Johansen		0-1-1					
Darcy Kuemper		0-1-1					
Evgeny Kuznetsov	1-4-5	3-1-4	1-1-2	1-5-6			
Hendrix Lapierre		1-2-3		0-2-2	3-0-3	3-5-8	0-4-4
Beck Malenstyn		2-1-3	1-3-4	1-3-4	2-3-5	0-4-4	0-1-1
Anthony Mantha	1-1-2	4-1-5	6-3-9	4-3-7	3-6-9	2-0-2	
Dylan McIlrath							0-1-1
Connor McMichael	2-1-3	3-4-7	1-2-3	1-1-2	5-4-9	5-3-8	1-0-1
Sonny Milano	1-1-2	2-3-5	1-0-1		2-1-3	7-2-9	2-1-3
Ivan Miroshnichenko						2-4-6	
T.J. Oshie	0-1-1	1-0-1	1-1-2	6-2-8	2-4-6	1-3-4	1-2-3
Alex Ovechkin	2-6-8	3-3-6	2-5-7	2-8-10	7-5-12	10-5-15	5-2-7
Max Pacioretty				1-6-7	2-4-6	0-7-7	1-2-3
Matthew Phillips	1-2-3	0-1-1	0-1-1				
Aliaksei Protas	0-1-1	2-6-8	1-8-9		2-6-8	0-2-2	1-0-1
Rasmus Sandin		0-5-5	0-3-3	1-3-4	2-4-6	0-5-5	
Mike Sgarbossa					2-2-4	2-0-2	0-1-1
Dylan Strome	6-0-6	2-2-4	5-6-11	6-4-10	2-10-12	4-14-18	2-4-6
Trevor van Riemsdyk	0-1-1	0-3-3	0-2-2	0-2-2		0-3-3	0-3-3
Tom Wilson	2-3-5	5-2-7	3-3-6	2-1-3	1-2-3	4-4-8	1-2-3

# 2023-24 STATISTICS & NOTES

## CAPITALS MULTIPLE GAMES

	GOALS			ASSISTS			POINTS					
	2	3+	TOTAL	2	3+	TOTAL	2	3	4	5	TOTAL	
Nicolas Aube-Kubel				1		1	1	1				2
John Carlson				7	1	8	8	1				9
Nic Dowd	1		1				2					2
Nick Jensen				1		1	1					1
Evgeny Kuznetsov	1		1	2		2	4					4
Hendrix Lapierre	1		1	2		2	3	1				4
Beck Malenstyn				2		2	2					2
Anthony Mantha	3		3	2		2	9					9
Connor McMichael	2		2	1		1	6					6
Sonny Milano	1	1	2				3	1				4
Ivan Miroshnichenko				1		1	1					1
T.J. Oshie		1	1	1		1	4	1				5
Alex Ovechkin	6		6	3		3	14	1				15
Max Pacioretty				2		2	2					2
Matthew Phillips							1					1
Aliaksei Protas				6		6	6	2				8
Rasmus Sandin				1		1	1					1
Dylan Strome	5		5	5	2	7	12	4				16
Tom Wilson		1	1	3		3	5	1				6
<b>TOTAL</b>	<b>20</b>	<b>3</b>	<b>23</b>	<b>40</b>	<b>3</b>	<b>43</b>	<b>85</b>	<b>13</b>				<b>98</b>

# 2023-24 STATISTICS & NOTES

RECORD WITH A	GOAL	ASSIST	POINT	RECORD WITH A	GOAL	ASSIST	POINT
NICK JENSEN	1-0-0	7-2-3	8-2-3	MARTIN FEHERVARY	2-1-0	6-5-2	8-6-2
HARDY HÄMAN AKTELL		1-0-0	1-0-0	TOM WILSON	12-2-2	8-4-2	19-6-3
JOEL EDMUNDSON	1-0-0	5-0-0	6-0-0	MATTHEW PHILLIPS	1-0-0	2-0-2	2-0-2
ALEX OVECHKIN	15-7-3	17-11-3	26-18-5	LUCAS JOHANSEN		1-0-0	1-0-0
SONNY MILANO	10-1-1	7-1-0	15-2-1	BECK MALENSTYN	4-1-1	11-2-0	14-3-1
DYLAN STROME	15-3-4	19-7-5	29-10-8	DYLAN MCILRATH		1-0-0	1-0-0
NICKLAS BACKSTROM		1-0-0	1-0-0	TREVOR van RIEMSDYK		7-3-4	7-3-4
ALIAKSEI PROTAS	4-0-2	10-2-5	11-2-6	IVAN MIROSHNICHENKO	1-1-0	2-1-0	3-2-0
MIKE SGARBOSSA	2-1-1	1-2-0	3-3-1	MAX PACIORETTY	1-2-1	10-5-2	11-7-3
CONNOR McMICHAEL	9-5-2	11-1-2	18-6-3	JOHN CARLSON	7-2-1	19-11-3	25-13-4
ETHAN BEAR	1-0-0	2-1-0	3-1-0	T.J. OSHIE	7-3-0	9-0-3	14-3-3
NIC DOWD	8-2-1	6-2-2	13-4-3	EVGENY KUZNETSOV	2-2-1	5-2-2	7-3-3
ALEX ALEXEYEV	1-0-0	2-0-0	3-0-0	NICOLAS AUBE-KUBEL	5-1-0	6-1-2	9-2-2
HENDRIX LAPIERRE	6-1-0	8-3-1	12-4-1	DARCY KUEMPER		0-0-1	0-0-1
RASMUS SANDIN	1-1-1	11-6-2	12-7-3	CHARLIE LINDGREN			
ANTHONY MANTHA	10-4-3	6-3-3	13-7-5				

## CAPITALS' THREE STARS

	1st	2nd	3rd	Selections	Points (5, 3, 1)
Nicolas Aube-Kubel	1	1		2	8
Ethan Bear		1		1	3
John Carlson	2	3	4	9	23
Nic Dowd	1	1	1	3	9
Martin Fehervary	1	1	1	3	9
Darcy Kuemper	2	4	1	7	23
Evgeny Kuznetsov			1	1	1
Hendrix Lapierre	1	2		3	11
Charlie Lindgren	10	8	3	21	81
Anthony Mantha	2	1	6	9	19
Connor McMichael	2	1	1	4	14
Sonny Milano	2			2	10
Ivan Miroshnichenko			1	1	1
T.J. Oshie	4		2	6	22
Alex Ovechkin	2		9	11	19
Max Pacioretty			3	3	3
Matthew Phillips	1			1	5
Aliaksei Protas	1	2	1	4	12
Rasmus Sandin	1		1	2	6
Hunter Shepard	2			2	10
Dylan Strome	6	7	1	14	52
Tom Wilson	2	3	1	6	20

# 2023-24 HIGHS, LOWS & STREAKS

## TEAM

Most goals, game: 6 – five times, m.r. 3/22/24 vs. CAR  
 Most goals, period: 4 – five times, m.r. 3/7/24 at PIT  
 Most goals allowed, game: 8 – 2/27/24 at DET  
 Most goals allowed, period: 5 – twice, 1/5/24 vs. CAR; 12/4/23 at ARI  
 Most shots, game: 42 – 10/29/23 vs. SJS  
 Most shots, period: 18 – twice, 2/6/24 vs. MTL; 10/27/23 vs. MIN  
 Most shots allowed, game: 48 – 3/28/24 vs. TOR  
 Most shots allowed, period: 21 – 11/24/23 vs. EDM  
 Fewest shots, game: 15 – 11/29/23 at LAK  
 Fewest shots, period (regulation): 3 – six times, m.r. 4/15/24 vs. BOS  
 Fewest shots allowed, game: 16 – 4/15/24 vs. BOS  
 Fewest shots allowed, period (regulation): 2 – five times, m.r. 12/23/23 vs. TBL  
 Most power-play goals, game: 3 – 3/22/24 vs. CAR  
 Most power-play goals allowed, game: 3 – twice, 3/13/24 at EDM; 11/24/23 vs. EDM  
 Most shorthanded goals, game: 1 – three times, m.r. 3/7/24 at PIT  
 Most shorthanded goals allowed, game: 1 – five times, m.r. 2/27/24 at DET  
 Largest margin of victory: 6 – 3/7/24 at PIT  
 Largest margin of defeat: 6 – 12/4/23 at ARI  
 Longest winning streak: 5 – 11/10/23 – 11/22/23: 5-0-0  
 Longest home winning streak: 3 – four times, m.r. 3/22/24 – 3/26/24: 3-0-0  
 Longest road winning streak: 3 – three times, m.r. 3/14/24 – 3/18/24: 3-0-0  
 Longest losing streak: 3 – twice, 4/2/24 – 4/5/24: 0-3-0; 1/20/24 – 1/24/24: 0-3-0  
 Longest home losing streak: 2 – 1/3/24 – 1/5/24: 0-2-0  
 Longest road losing streak: 4 – 1/14/24 – 1/24/24: 0-4-0  
 Largest deficit overcome in a win: 2 – three times, m.r. 3/1/24 vs. PHI  
 Largest deficit overcome in an OT or SO loss: 2 – three times, m.r. 1/27/24 at DAL  
 Largest lead surrendered in a regulation loss: 2 – twice, m.r. 4/5/24 at CAR  
 Largest lead surrendered in an OT or SO loss: 2 – 12/7/23 vs. DAL

\*Franchise record

## INDIVIDUAL

Most goals, game: 3 –  
 Sonny Milano: 3/22/24 vs. CAR  
 T.J. Oshie: 1/18/24 vs. STL  
 Tom Wilson: 11/30/23 at ANA  
 Most goals, period: 2 –  
 Sonny Milano: 4/13/24 vs. TBL  
 Alex Ovechkin: 4/5/24 at CAR  
 Alex Ovechkin: 3/24/24 vs. WPG  
 Alex Ovechkin: 3/18/24 at CGY  
 Hendrix Lapierre: 2/26/24 vs. OTT  
 Alex Ovechkin: 2/20/24 vs. NJD  
 Dylan Strome: 1/24/24 at COL  
 Tom Wilson: 11/30/23 at ANA  
 Dylan Strome: 10/21/23 at MTL  
 Most assists, game: 3 –  
 Dylan Strome: 3/22/24 vs. CAR  
 Dylan Strome: 3/7/24 at PIT  
 John Carlson: 12/21/23 at CBJ  
 Most points, game: 3 –  
 Sonny Milano: 3/22/24 vs. CAR  
 Dylan Strome: 3/22/24 vs. CAR  
 Dylan Strome: 3/7/24 at PIT  
 Dylan Strome: 3/1/24 vs. PHI  
 Aliaksei Protas: 2/26/24 vs. OTT  
 Alex Ovechkin: 2/20/24 vs. NJD  
 Dylan Strome: 2/20/24 vs. NJD  
 T.J. Oshie: 1/18/24 vs. STL  
 Nic Aube-Kubel: 1/7/24 vs. LAK  
 John Carlson: 12/21/23 at CBJ  
 Tom Wilson: 11/30/23 at ANA  
 Aliaksei Protas: 11/18/23 vs. CBJ  
 Hendrix Lapierre: 11/18/23 vs. CBJ  
 Most power-play goals, game: 2, three times, m.r. Alex Ovechkin, 3/18/24 at CGY  
 Most shorthanded goals, game: 1, three times, m.r., Tom Wilson, 3/7/24 at PIT  
 Most penalty minutes, game: 14 – twice, m.r. Tom Wilson: 3/3/24 vs. ARI  
 Most saves, game: 43 – Charlie Lindgren: 3/28/24 at TOR  
 Most saves, period: 19 – Charlie Lindgren: 11/24/23 vs. EDM  
 Most ice time, game: 31:00 – John Carlson, 2/11/24 vs. VAN  
 Most shots on goal, game: 14 – Alex Ovechkin: 10/24/23 vs. TOR  
 Most face-off wins, game: 21, Dylan Strome, 10/29/23 vs. SJS  
 Most face-offs taken, game: 31 – Dylan Strome, 2/13/24 at COL  
 Most hits, game: 10 – Nic Aube-Kubel, 3/20/24 vs. TOR  
 Most blocked shots, game: 9 – John Carlson, 4/16/24 at PHI  
 Longest point streak: 10 games – Alex Ovechkin: 1/24/24 – 2/22/24: 8g-6a-14p  
 Longest goal streak: 6 games – Alex Ovechkin: 1/27/24 – 2/13/24: 6g  
 Longest assist streak: 6 games –  
 Dylan Strome: 2/17/24 – 2/26/24: 7a  
 Alex Ovechkin: 1/3/24 – 1/18/24: 6a

# 2023-24 SHOOTOUTS & PENALTY SHOTS

## SHOOTOUTS

Date	Shootout Score	Rounds	Clinching Goal	Goaltender	Site
10/16/23	Washington 1 - Calgary 0	3	Evgeny Kuznetsov	Darcy Kuemper	Washington
10/27/23	Washington 1 - Minnesota 0	7	John Carlson	Darcy Kuemper	Washington
12/7/23	Dallas 1 - Washington 0	3	Jason Robertson	Charlie Lindgren	Washington
12/14/23	Philadelphia 2 - Washington 1	3	Bobby Brink	Charlie Lindgren	Philadelphia
12/17/23	Washington 1 - Carolina 0	3	Evgeny Kuznetsov	Darcy Kuemper	Carolina
12/23/23	Tampa Bay 2 - Washington 1	4	Victor Hedman	Charlie Lindgren	Washington
12/30/23	Nashville 2 - Washington 0	2	Gustav Nyquist	Hunter Shepard	Washington
3/22/24	Washington 1 - Carolina 0	5	Dylan Strome	Charlie Lindgren	Washington
3/30/24	Boston 3 - Washington 2	5	Kevin Shattenkirk	Charlie Lindgren	Washington

Shooter	Goals/Shots	Pct.	GDG
Evgeny Kuznetsov	3/6	50.0	2
Dylan Strome	2/6	33.3	1
Sonny Milano	1/3	33.3	0
John Carlson	1/3	33.3	1
T.J. Oshie	1/4	25.0	0
Connor McMichael	0/3	0.0	0
Anthony Mantha	0/1	0.0	0
Nicklas Backstrom	0/1	0.0	0
Alex Ovechkin	0/7	0.0	0

Goaltender	Record	SV/SA	SV%
Darcy Kuemper	3-0	13/13	1.000
Charlie Lindgren	1-4	11/19	.579
Hunter Shepard	0-1	0/2	.000

## PENALTY SHOTS

### Capitals

Alex Ovechkin	vs. Toronto	10/24/23	Joseph Woll	Save
Tom Wilson	vs. Columbus	11/4/23	Elvis Merzlikins	Save
Beck Malenstyn	at Florida	2/8/24	Sergei Bobrovsky	Save

### Opponents

Blake Coleman	vs. Calgary	10/16/23	Darcy Kuemper	Goal
---------------	-------------	----------	---------------	------











**2023-24 GAME-BY-GAME STATISTICS**

Date	Opp.	Aube-Kubel #96
Oct 13	Vs PIT	DNP
Oct 16	Vs CGY	DNP
Oct 18	@ OTT	DNP
Oct 21	@ MTL	DNP
Oct 24	Vs TOR	DNP
Oct 25	@ NJD	DNP
Oct 27	Vs MIN	DNP
Oct 29	Vs SJS	DNP
Nov 2	Vs NYI	DNP
Nov 4	Vs CBJ	DNP
Nov 8	Vs FLA	DNP
Nov 10	@ NJD	1-1,1/2 12:38
Nov 11	@ NYI	0-1,3/1 15:35
Nov 14	Vs VGK	0-0,1/1 10:41
Nov 18	Vs CBJ	0-0,1/-1 15:20
Nov 22	Vs BUF	0-0,0/1 12:49
Nov 24	Vs EDM	0-0,0/-1 15:40
Nov 27	@ SJS	DNP
Nov 29	@ LAK	0-0,0/0 14:12
Nov 30	@ ANA	0-1,0/0 11:51
Dec 2	@ VGK	0-0,0/0 12:02
Dec 4	@ ARI	0-0,3/-1 12:45
Dec 7	Vs DAL	0-0,0/-1 13:05
Dec 9	Vs NYR	1-0,4/1 11:58
Dec 10	@ CHI	0-1,2/2 10:34
Dec 14	@ PHI	0-0,1/0 09:05
Dec 16	@ NSH	0-0,0/0 08:42
Dec 17	@ CAR	0-0,0/0 14:24
Dec 20	Vs NYI	0-0,2/0 18:08
Dec 21	@ CBJ	0-0,3/0 18:29
Dec 23	Vs TBL	0-0,0/0 13:26
Dec 27	@ NYR	0-0,3/0 12:23
Dec 29	@ NYI	1-0,3/1 14:36
Dec 30	Vs NSH	0-0,0/1 12:44
Jan 2	@ PIT	0-0,0/0 14:23
Jan 3	Vs NJD	0-0,1/0 13:37
Jan 5	Vs CAR	0-1,0/0 14:12
Jan 7	Vs LAK	1-2,1/3 13:27
Jan 11	Vs SEA	0-0,1/-1 14:09
Jan 13	Vs NYR	0-0,2/0 10:21
Jan 14	@ NYR	0-0,0/-1 07:19
Jan 16	Vs ANA	0-0,0/0 10:32
Jan 18	Vs STL	1-0,1/1 08:49
Jan 20	@ STL	0-0,0/0 09:03
Jan 23	@ MIN	0-0,3/-1 11:57
Jan 24	@ COL	0-0,0/0 10:52
Jan 27	@ DAL	0-1,1/1 14:34
Feb 6	Vs MTL	0-0,1/-1 08:09
Feb 8	@ FLA	DNP
Feb 10	@ BOS	0-0,0/0 09:59
Feb 11	Vs VAN	0-1,0/1 11:33
Feb 13	Vs COL	0-0,2/-1 10:19
Feb 17	@ MTL	DNP
Feb 20	Vs NJD	DNP
Feb 22	@ TBL	1-0,2/2 09:42
Feb 24	@ FLA	0-0,1/-1 15:45
Feb 26	Vs OTT	0-1,0/2 13:11
Feb 27	@ DET	0-0,1/-2 09:03
Mar 1	Vs PHI	0-0,0/0 10:27
Mar 3	Vs ARI	0-0,0/-1 09:49
Mar 7	@ PIT	0-0,1/1 13:16
Mar 9	Vs CHI	0-0,0/1 11:07
Mar 11	@ WPG	0-0,2/0 14:23
Mar 13	@ EDM	0-0,3/-1 13:01
Mar 14	@ SEA	DNP
Mar 16	@ VAN	DNP
Mar 18	@ CGY	DNP
Mar 20	Vs TOR	0-0,0/-2 13:06
Mar 22	Vs CAR	0-0,1/0 12:40
Mar 24	Vs WPG	0-0,0/0 11:06
Mar 26	Vs DET	0-0,1/0 04:20
Mar 28	@ TOR	0-0,1/0 12:13
Mar 30	Vs BOS	DNP
Apr 2	@ BUF	0-0,1/-2 12:00
Apr 4	Vs PIT	DNP
Apr 5	@ CAR	DNP
Apr 7	Vs OTT	DNP
Apr 9	@ DET	0-0,1/0 13:40
Apr 11	@ BUF	0-0,1/0 12:07
Apr 13	Vs TBL	0-0,1/0 12:52
Apr 15	Vs BOS	0-0,1/0 11:38
Apr 16	@ PHI	0-0,0/0 12:39

Goals-Assists-PIM/Rating

DND-Did Not Dress

INJ-Injured

SPD-Suspension

### 2023-24 DARCY KUEMPER GAME-BY-GAME STATISTICS

Game	Opp.	GP	GS	W	L	OT	SA	Svs	GA	Sv%	GAA	TOI	SO
Oct 16	Vs CGY	1	1	1	0	0	40	38	2	.950	1.85	65:00	0
Oct 18	@ OTT	1	1	0	1	0	29	23	6	.793	6.00	60:00	0
Oct 21	@ MTL	1	1	0	0	1	28	25	3	.893	2.97	60:31	0
Oct 24	Vs TOR	1	1	0	1	0	17	13	4	.765	4.03	59:30	0
Oct 27	Vs MIN	1	1	1	0	0	41	39	2	.951	1.85	65:00	0
Oct 29	Vs SJS	1	1	1	0	0	31	30	1	.968	1.00	59:52	0
Nov 2	Vs NYI	1	1	0	1	0	21	18	3	.857	3.11	57:58	0
Nov 8	Vs FLA	1	1	0	0	1	25	21	4	.840	3.98	60:15	0
Nov 22	Vs BUF	1	1	1	0	0	27	24	3	.889	2.78	64:39	0
Nov 27	@ SJS	1	1	0	1	0	23	21	2	.913	2.06	58:16	0
Nov 30	@ ANA	1	1	1	0	0	32	28	4	.875	4.00	60:00	0
Dec 2	@ VGK	1	1	0	1	0	35	32	3	.914	3.03	59:26	0
Dec 4	@ ARI	1	1	0	1	0	5	2	3	.400	13.03	13:49	0
Dec 10	@ CHI	1	1	1	0	0	34	32	2	.941	2.00	60:00	0
Dec 17	@ CAR	1	1	1	0	0	29	28	1	.966	0.92	65:00	0
Dec 20	Vs NYI	1	1	1	0	0	32	30	2	.938	1.95	61:41	0
Dec 27	@ NYR	1	1	0	1	0	31	26	5	.839	5.00	60:00	0
Dec 29	@ NYI	1	0	0	1	0	29	24	5	.828	5.64	53:14	0
Jan 2	@ PIT	1	1	1	0	0	35	32	3	.914	3.00	60:00	0
Jan 5	Vs CAR	1	1	0	1	0	33	28	5	.848	5.08	59:01	0
Jan 7	Vs LAK	1	1	1	0	0	41	38	3	.927	3.00	60:00	0
Jan 11	Vs SEA	1	1	0	1	0	23	19	4	.826	4.00	60:00	0
Jan 16	Vs ANA	1	1	1	0	0	24	24	0	1.000	0.00	60:00	1
Jan 23	@ MIN	1	1	0	1	0	30	25	5	.833	5.10	58:46	0
Feb 6	Vs MTL	1	0	0	0	0	17	15	2	.882	2.56	46:51	0
Feb 8	@ FLA	1	1	0	1	0	40	37	3	.925	3.02	59:31	0
Feb 11	Vs VAN	1	1	0	0	1	29	26	3	.897	2.77	64:55	0
Feb 17	@ MTL	1	1	1	0	0	31	28	3	.903	3.01	59:49	0
Feb 26	Vs OTT	1	1	1	0	0	21	18	3	.857	3.00	60:00	0
Mar 13	@ EDM	1	1	0	1	0	37	30	7	.811	7.02	59:49	0
Mar 22	Vs CAR	1	1	0	0	0	22	18	4	.818	6.02	39:54	0
Apr 2	@ BUF	1	0	0	0	0	4	4	0	1.000	0.00	14:19	0
Apr 5	@ CAR	1	1	0	1	0	44	41	3	.932	3.03	59:26	0

**2023-24 CHARLIE LINDGREN GAME-BY-GAME STATISTICS**

Game	Opp.	GP	GS	W	L	OT	SA	Svs	GA	Sv%	GAA	TOI	SO
Oct 13	Vs PIT	1	1	0	1	0	35	31	4	.886	4.00	59:56	0
Nov 4	Vs CBJ	1	1	1	0	0	35	34	1	.971	1.01	59:37	0
Nov 10	@ NJD	1	1	1	0	0	26	24	2	.923	2.03	59:06	0
Nov 14	Vs VGK	1	1	1	0	0	35	35	0	1.000	0.00	60:00	1
Nov 18	Vs CBJ	1	1	1	0	0	36	33	3	.917	3.00	60:00	0
Nov 24	Vs EDM	1	1	0	1	0	35	30	5	.857	5.05	59:25	0
Nov 29	@ LAK	1	1	1	0	0	39	38	1	.974	1.00	60:00	0
Dec 4	@ ARI	1	0	0	0	0	22	19	3	.864	3.93	45:45	0
Dec 7	Vs DAL	1	1	0	0	1	38	34	4	.895	3.69	65:00	0
Dec 9	Vs NYR	1	1	1	0	0	31	31	0	1.000	0.00	60:00	1
Dec 14	@ PHI	1	1	0	0	1	32	29	3	.906	2.79	64:30	0
Dec 16	@ NSH	1	1	0	1	0	23	20	3	.870	3.12	57:39	0
Dec 21	@ CBJ	1	1	1	0	0	36	34	2	.944	1.87	64:07	0
Dec 23	Vs TBL	1	1	0	0	1	20	19	1	.950	0.92	65:00	0
Dec 29	@ NYI	1	1	0	0	0	3	3	0	1.000	0.00	6:46	0
Jan 13	Vs NYR	1	1	1	0	0	27	25	2	.926	2.00	59:57	0
Jan 14	@ NYR	1	1	0	1	0	31	29	2	.935	2.05	58:29	0
Jan 18	Vs STL	1	1	1	0	0	20	18	2	.900	2.00	60:00	0
Jan 20	@ STL	1	1	0	1	0	29	26	3	.897	3.02	59:38	0
Jan 24	@ COL	1	1	0	1	0	31	25	6	.806	6.02	59:50	0
Jan 27	@ DAL	1	1	0	0	1	35	30	5	.857	4.84	62:01	0
Feb 6	Vs MTL	1	1	0	1	0	9	6	3	.667	13.72	13:07	0
Feb 10	@ BOS	1	1	1	0	0	18	18	0	1.000	0.00	60:00	1
Feb 13	Vs COL	1	1	0	1	0	35	31	4	.886	4.13	58:03	0
Feb 20	Vs NJD	1	1	1	0	0	39	37	2	.949	2.00	60:00	0
Feb 22	@ TBL	1	1	1	0	0	32	29	3	.906	3.01	59:54	0
Feb 24	@ FLA	1	1	0	0	1	29	26	3	.897	2.85	63:16	0
Feb 27	@ DET	1	1	0	1	0	31	23	8	.742	8.03	59:47	0
Mar 1	Vs PHI	1	1	1	0	0	23	21	2	.913	2.00	60:00	0
Mar 3	Vs ARI	1	1	0	1	0	27	23	4	.852	4.14	57:56	0
Mar 7	@ PIT	1	1	1	0	0	39	39	0	1.000	0.00	59:54	1
Mar 9	Vs CHI	1	1	1	0	0	32	31	1	.969	1.00	59:44	0
Mar 11	@ WPG	1	1	0	1	0	29	26	3	.897	3.00	60:00	0
Mar 14	@ SEA	1	1	1	0	0	24	23	1	.958	1.00	59:50	0
Mar 16	@ VAN	1	1	1	0	0	22	21	1	.955	1.00	60:00	0
Mar 18	@ CGY	1	1	1	0	0	36	34	2	.944	2.00	60:00	0
Mar 20	Vs TOR	1	1	0	1	0	29	22	7	.759	7.00	60:00	0
Mar 22	Vs CAR	1	0	1	0	0	9	7	2	.778	4.80	25:00	0
Mar 24	Vs WPG	1	1	1	0	0	27	27	0	1.000	0.00	59:17	1
Mar 26	Vs DET	1	1	1	0	0	33	30	3	.909	2.91	61:55	0
Mar 28	@ TOR	1	1	0	1	0	48	43	5	.896	5.00	60:00	0
Mar 30	Vs BOS	1	1	0	0	1	29	27	2	.931	1.85	65:00	0
Apr 2	@ BUF	1	1	0	1	0	31	25	6	.806	7.90	45:33	0
Apr 4	Vs PIT	1	1	0	1	0	23	20	3	.870	3.04	59:17	0
Apr 7	Vs OTT	1	1	0	0	1	21	18	3	.857	2.97	60:41	0
Apr 9	@ DET	1	1	1	0	0	43	42	1	.977	1.00	60:00	0
Apr 11	@ BUF	1	1	0	1	0	16	13	3	.813	3.12	57:38	0
Apr 13	Vs TBL	1	1	1	0	0	34	32	2	.941	2.00	60:00	0
Apr 15	Vs BOS	1	1	1	0	0	16	16	0	1.000	0.00	59:45	1
Apr 16	@ PHI	1	1	1	0	0	28	27	1	.964	1.00	60:00	0



# 2023-24 INJURIES & ILLNESSES

**Nick Jensen:** 2/26-2/27, 4/15-4/16 (4 games)

**Rasmus Sandin:** 1/5-1/20, 3/30, 4/9-4/16 (14 games)

**Nicklas Backstrom:** 11/2-4/16 (74 games)

**T.J. Oshie:** 11/27-12/7, 12/17-1/7, 2/24-3/9, 3/20-3/22, 4/2-4/7 (30 games)

**Sonny Milano:** 10/29, 12/14-2/13, 2/26-2/27, 3/26-3/28 (32 games)

**Aliaksei Protas:** 3/13, 3/20-3/22 (3 games)

**Ethan Bear:** 3/16 (1 game)

**Tom Wilson:** 1/11, 3/11 (2 games)

**Nic Dowd:** 10/18-11/8, 2/22-3/11 (18 games)

**Martin Fehervary:** 11/11-11/24, 12/30, 2/20-3/11 (16 games)

**Darcy Kuemper:** 11/10-11/11, 3/7 (3 games)

**Trevor van Riemsdyk:** 11/8-11/14, 2/8-2/13 (8 games)

**Joel Edmundson:** 10/13-11/14, 1/18 (15 games)

**Alex Ovechkin:** 1/13-1/16 (3 games)

**Charlie Lindgren:** 10/16-10/27, 12/2, 12/30-1/7 (12 games)

**Max Pacioretty:** 10/13-1/2 (35 games)

**Connor McMichael:** 12/20-12/21 (2 games)

**Evgeny Kuznetsov:** 11/18-11/22, 12/14 (3 games)

**Anthony Mantha:** 11/10-11/14 (3 games)

**Man Games Lost: 278**

# 2023-24 TRANSACTIONS

**April 16, 2024:** Recalled goaltender Mitchell Gibson from ECHL South Carolina

**April 14, 2024:** Recalled defenseman Dylan McIlrath from AHL Hershey

**April 8, 2024:** Recalled defenseman Lucas Johansen from AHL Hershey

**April 6, 2024:** Loaned forward Matthew Phillips and goaltender Hunter Shepard to AHL Hershey

**April 5, 2024:** Recalled forward Matthew Phillips from AHL Hershey

**April 4, 2024:** Recalled goaltender Hunter Shepard from AHL Hershey

**April 3, 2024:** Loaned forward Matthew Phillips to AHL Hershey

**March 27, 2024:** Recalled forward Matthew Phillips and defenseman Vincent Iorio from AHL Hershey

**March 24, 2024:** Loaned forward Matthew Phillips to AHL Hershey

**March 22, 2024:** Recalled forward Matthew Phillips from AHL Hershey

**March 9, 2024:** Loaned goaltender Hunter Shepard to AHL Hershey

**March 8, 2024:** Recalled goaltender Hunter Shepard and forwards Ivan Miroshnichenko and Hendrix Lapierre from AHL Hershey

**March 8, 2024:** Loaned goaltender Hunter Shepard and forwards Ivan Miroshnichenko and Hendrix Lapierre to AHL Hershey

**March 8, 2024:** Acquired a 2025 third-round pick from Carolina for forward Evgeny Kuznetsov

**March 7, 2024:** Recalled goaltender Hunter Shepard from AHL Hershey

**March 7, 2024:** Acquired a 2024 third-round pick and a 2025 fifth-round pick from Toronto for defenseman Joel Edmundson,

**March 6, 2024:** Re-signed defenseman Rasmus Sandin to a five-year, \$23 million contract extension

**March 5, 2024:** Acquired a 2024 second-round pick and a 2026 fourth-round pick from Vegas for forward Anthony Mantha

**March 5, 2024:** Claimed forward Matthew Phillips off waivers from Pittsburgh and loaned him to AHL Hershey

**March 4, 2024:** Loaned forward Pierrick Dubé to AHL Hershey,

**March 1, 2024:** Signed forward Zac Funk to a three-year entry-level contract

**Feb. 26, 2024:** Recalled forward Ivan Miroshnichenko from AHL Hershey

**Feb. 23, 2024:** Recalled forward Hendrix Lapierre from AHL Hershey

**Feb. 21, 2024:** Recalled forward Pierrick Dubé from AHL Hershey

**Feb. 15, 2024:** Placed forward Matthew Phillips on waivers

**Feb. 5, 2024:** Recalled forward Mike Sgarbossa from AHL Hershey

**Jan. 23, 2024:** Loaned forward Hendrix Lapierre to AHL Hershey

**Jan. 19, 2024:** Re-signed forward Aliaksei Protas to a five-year, \$16.875 million contract extension

**Jan. 9, 2024:** Loaned goaltender Hunter Shepard to AHL Hershey

**Jan. 4, 2024:** Re-assigned forward Alexander Suzdalev from Mora IK (Sweden-2) to Saskatoon (WHL)

**Dec. 30, 2023:** Recalled goaltender Hunter Shepard from AHL Hershey and loaned Forward Ivan Miroshnichenko to AHL Hershey

**Dec. 28, 2023:** Signed defenseman Ethan Bear to a two-year, \$4.125 million contract

**Dec. 27, 2023:** Recalled forwards Ivan Miroshnichenko and Hendrix Lapierre from AHL Hershey

**Dec. 23, 2023:** Loaned forwards Ivan Miroshnichenko and Hendrix Lapierre to AHL Hershey

**Dec. 22, 2023:** Loaned forward Mike Sgarbossa to AHL Hershey

**Dec. 21, 2023:** Recalled forward Mike Sgarbossa from AHL Hershey

**Dec. 19, 2023:** Loaned defenseman Lucas Johansen to the AHL Hershey

**Dec. 19, 2023:** Recalled forwards Ivan Miroshnichenko and Hendrix Lapierre from AHL Hershey

**Dec. 18, 2023:** Loaned forward Joe Snively to AHL Hershey

**Dec. 15, 2023:** Recalled forward Joe Snively from AHL Hershey

**Dec. 12, 2023:** Re-signed goaltender Clay Stevenson to a three-year contract extension

**Dec. 9, 2023:** Loaned forward Hendrix Lapierre to AHL Hershey

**Dec. 4, 2023:** Loaned goaltender Hunter Shepard to AHL Hershey

**Dec. 2, 2023:** Recalled goaltender Hunter Shepard from AHL Hershey

**Nov. 18, 2023:** Loaned defenseman Dylan McIlrath to AHL Hershey

**Nov. 17, 2023:** Loaned defenseman Hardy Häman Aktell to AHL Hershey

**Nov. 14, 2023:** Loaned goaltender Hunter Shepard to AHL Hershey

**Nov. 11, 2023:** Recalled defenseman Dylan McIlrath from AHL Hershey

**Nov. 10, 2023:** Recalled forward Nicolas Aube-Kubel and goaltender Hunter Shepard from AHL Hershey

**Nov. 9, 2023:** Loaned forward Mike Sgarbossa to AHL Hershey

**Nov. 8, 2023:** Recalled forward Mike Sgarbossa from AHL Hershey

**Nov. 7, 2023:** Re-assigned forward Alexander Suzdalev from AHL Hershey to Mora IK (Sweden-2)

**Oct. 29, 2023:** Recalled forward Hendrix Lapierre from AHL Hershey

**Oct. 28, 2023:** Loaned goaltender Hunter Shepard to AHL Hershey

**Oct. 24, 2023:** Recalled goaltender Hunter Shepard from AHL Hershey and loaned goaltender Clay Stevenson to AHL Hershey

**Oct. 19, 2023:** Recalled defenseman Hardy Häman Aktell from AHL Hershey

**Oct. 16, 2023:** Recalled goaltender Clay Stevenson from AHL Hershey

**Oct. 14, 2023:** Recalled forward Aliaksei Protas from AHL Hershey and loaned goaltender Clay Stevenson to AHL Hershey

**Oct. 13, 2023:** Recalled goaltender Clay Stevenson from AHL Hershey and loaned forward Aliaksei Protas to AHL Hershey

**Oct. 11, 2023:** Recalled forwards Connor McMichael and Aliaksei Protas from AHL Hershey



# TEAM HISTORY



# Year-by-Year Results

YEAR	GP	W	L	T	OT	PTS	P%	GF	GA	DIV. FINISH	PLAYOFF RESULTS
2023-24	82	40	31	--	11	91	.555	216	252	4th	Lost First Round
2023-23	82	35	37	--	10	80	.488	253	261	6th	DNQ
2021-22	82	44	26	--	12	100	.610	270	242	4th	Lost First Round
2020-21	56	36	15	--	5	77	.688	188	161	2nd	Lost First Round
2019-20	69	41	20	--	8	90	.652	236	212	1st	Lost First Round
2018-19	82	48	26	--	8	104	.634	274	248	1st	Lost First Round
2017-18	82	49	26	--	7	105	.640	256	238	1st	Won Stanley Cup
2016-17	82	55	19	--	8	118	.720	261	177	1st	Lost Second Round
2015-16	82	56	18	--	8	120	.732	248	191	1st	Lost Second Round
2014-15	82	45	26	--	11	101	.616	237	199	2nd	Lost Second Round
2013-14	82	38	30	--	14	90	.549	225	229	5th	DNQ
2012-13	48	27	18	--	3	57	.594	146	130	1st	Lost Conf. Quarterfinals
2011-12	82	42	32	--	8	92	.561	218	226	2nd	Lost Conf. Semifinals
2010-11	82	48	23	--	11	107	.652	219	191	1st	Lost Conf. Semifinals
2009-10	82	54	15	--	13	121	.738	313	227	1st	Lost Conf. Quarterfinals
2008-09	82	50	24	--	8	108	.659	268	240	1st	Lost Conf. Semifinals
2007-08	82	43	31	--	8	94	.573	238	227	1st	Lost Conf. Quarterfinals
2006-07	82	28	40	--	14	70	.427	234	275	5th	DNQ
2005-06	82	29	41	--	12	70	.427	230	300	5th	DNQ
2003-04	82	23	46	10	3	59	.360	186	253	5th	DNQ
2002-03	82	39	29	8	6	92	.561	224	220	2nd	Lost Conf. Quarterfinals
2001-02	82	36	33	11	2	85	.518	228	240	2nd	DNQ
2000-01	82	41	27	10	4	96	.585	233	211	1st	Lost Conf. Quarterfinals
1999-00	82	44	24	12	2	102	.622	227	194	1st	Lost Conf. Quarterfinals
1998-99	82	31	45	6	--	68	.415	200	218	3rd	DNQ
1997-98	82	40	30	12	--	92	.561	219	202	3rd	Lost Stanley Cup
1996-97	82	33	40	9	--	75	.457	214	231	5th	DNQ
1995-96	82	39	32	11	--	89	.543	234	204	4th	Lost Conf. Quarterfinals
1994-95	48	22	18	8	--	52	.542	136	120	3rd	Lost Conf. Quarterfinals
1993-94	84	39	35	10	--	88	.524	277	263	3rd	Lost Conf. Semifinals
1992-93	84	43	34	7	--	93	.554	325	286	2nd	Lost Div. Semifinals
1991-92	80	45	27	8	--	98	.613	330	275	2nd	Lost Div. Semifinals
1990-91	80	37	36	7	--	81	.506	258	258	3rd	Lost Div. Finals
1989-90	80	36	38	6	--	78	.488	284	275	3rd	Lost Conf. Finals
1988-89	80	41	29	10	--	92	.575	305	259	1st	Lost Div. Semifinals
1987-88	80	38	33	9	--	85	.531	281	249	2nd	Lost Div. Finals
1986-87	80	38	32	10	--	86	.538	285	278	2nd	Lost Div. Semifinals
1985-86	80	50	23	7	--	107	.669	315	272	2nd	Lost Div. Finals
1984-85	80	46	25	9	--	101	.631	322	240	2nd	Lost Div. Semifinals
1983-84	80	48	27	5	--	101	.631	308	226	2nd	Lost Div. Finals
1982-83	80	39	25	16	--	94	.588	306	283	3rd	Lost Div. Semifinals
1981-82	80	26	41	13	--	65	.406	319	338	5th	DNQ
1980-81	80	26	36	18	--	70	.438	286	317	5th	DNQ
1979-80	80	27	40	13	--	67	.419	261	293	5th	DNQ
1978-79	80	24	41	15	--	63	.394	273	338	4th	DNQ
1977-78	80	17	49	14	--	48	.300	195	321	5th	DNQ
1976-77	80	24	42	14	--	62	.388	221	307	4th	DNQ
1975-76	80	11	59	10	--	32	.200	224	394	5th	DNQ
1974-75	80	8	67	5	--	21	.131	181	446	5th	DNQ
<b>Total</b>	<b>3,879</b>	<b>1,819</b>	<b>1,561</b>	<b>303</b>	<b>196</b>	<b>4,137</b>	<b>.533</b>	<b>12,187</b>	<b>12,237</b>	-	-

# Year-by-Year Results

YEAR	HOME									AWAY								
	GP	W	L	T	OT	PTS	GF	GA	GP	W	L	T	OT	PTS	GF	GA		
2023-24	41	22	12	--	7	51	115	118	41	18	19	--	4	40	101	134		
2022-23	41	18	16	--	7	43	127	125	41	17	21	--	3	37	126	136		
2021-22	41	19	16	--	6	44	129	127	41	25	10	--	6	56	141	115		
2020-21	28	17	8	--	3	37	86	79	28	19	7	--	2	40	102	82		
2019-20	33	18	10	--	5	41	112	103	36	23	10	--	3	49	124	109		
2018-19	41	24	11	--	6	54	137	111	41	24	15	--	2	50	137	137		
2017-18	41	28	11	--	2	58	136	103	41	21	15	--	5	47	120	135		
2016-17	41	32	7	--	2	66	133	67	41	23	12	--	6	52	128	110		
2015-16	41	29	8	--	4	62	127	93	41	27	10	--	4	58	121	98		
2014-15	41	23	13	--	5	51	120	92	41	22	13	--	6	50	117	107		
2013-14	41	21	13	--	7	49	113	113	41	17	17	--	7	41	112	116		
2012-13	24	15	8	--	1	31	76	60	24	12	10	--	2	26	70	70		
2011-12	41	26	11	--	4	56	115	99	41	16	21	--	4	36	103	127		
2010-11	41	25	8	--	8	58	122	94	41	23	15	--	3	49	97	97		
2009-10	41	30	5	--	6	66	156	106	41	24	10	--	7	55	157	121		
2008-09	41	29	9	--	3	61	142	110	41	21	15	--	5	47	126	130		
2007-08	41	23	15	--	3	49	125	108	41	20	16	--	5	45	113	119		
2006-07	41	17	17	--	7	41	129	129	41	11	23	--	7	29	105	146		
2005-06	41	16	18	--	7	39	121	140	41	13	23	--	5	31	109	160		
2003-04	41	13	20	6	2	34	97	119	41	10	26	4	1	25	89	134		
2002-03	41	24	13	2	2	52	128	116	41	15	16	6	4	40	96	104		
2001-02	41	21	12	6	2	50	124	110	41	15	21	5	0	35	104	130		
2000-01	41	24	9	6	2	56	129	98	41	17	18	4	2	40	104	113		
1999-00	41	26	5	8	2	62	120	83	41	18	19	4	0	40	107	111		
1998-99	41	16	23	2	--	34	107	111	41	15	22	4	--	34	93	107		
1997-98#	41	23	12	6	--	52	116	94	41	17	18	6	--	40	103	108		
1996-97	41	19	17	5	--	43	109	109	41	14	23	4	--	32	105	122		
1995-96	41	21	15	5	--	47	124	97	41	18	17	6	--	42	110	107		
1994-95	24	15	6	3	--	33	75	48	24	7	12	5	--	19	61	72		
1993-94*	42	17	16	9	--	43	140	128	42	22	19	1	--	45	137	135		
1992-93*	42	21	15	6	--	48	163	135	42	22	19	1	--	45	162	151		
1991-92	40	25	12	3	--	53	171	137	40	20	15	5	--	45	159	138		
1990-91	40	21	14	5	--	47	145	123	40	16	22	2	--	34	113	135		
1989-90	40	19	18	3	--	41	155	137	40	17	20	3	--	37	129	138		
1988-89	40	25	12	3	--	53	159	117	40	16	17	7	--	39	146	142		
1987-88	40	22	14	4	--	48	148	116	40	16	19	5	--	37	133	133		
1986-87	40	22	15	3	--	47	144	125	40	16	17	7	--	39	141	153		
1985-86	40	30	8	2	--	62	171	124	40	20	15	5	--	45	144	148		
1984-85	40	27	11	2	--	56	173	109	40	19	14	7	--	45	149	131		
1983-84	40	26	11	3	--	55	179	105	40	22	16	2	--	46	129	121		
1982-83	40	22	12	6	--	50	153	132	40	17	13	10	--	44	153	151		
1981-82	40	16	16	8	--	40	189	152	40	10	25	5	--	25	130	186		
1980-81	40	16	17	7	--	39	152	151	40	10	19	11	--	31	134	166		
1979-80	40	20	14	6	--	46	162	138	40	7	26	7	--	21	99	155		
1978-79	40	15	19	6	--	36	151	162	40	9	22	9	--	27	122	176		
1977-78	40	10	23	7	--	27	104	158	40	7	26	7	--	21	91	163		
1976-77	40	17	15	8	--	42	132	123	40	7	27	6	--	20	89	184		
1975-76	40	6	26	8	--	20	117	171	40	5	33	2	--	12	107	223		
1974-75	40	7	28	5	--	19	98	191	40	1	39	0	--	2	83	255		
<b>Total</b>	<b>1,938</b>	<b>1,018</b>	<b>664</b>	<b>153</b>	<b>103</b>	<b>2,292</b>	<b>6,456</b>	<b>5,696</b>	<b>1,941</b>	<b>801</b>	<b>897</b>	<b>150</b>	<b>93</b>	<b>1,845</b>	<b>5,731</b>	<b>6,541</b>		

\* Includes neutral-site games (2-0-0 in 1992-93; 1-1-0 in 1993-94) in which a "home" team and an "away" team were still designated

# Team started 5-3-2 at US Airways Arena; finished 18-9-4 at MCI Center

# Year-by-Year Leaders

Year	Points	Goals	Assists	Penalty Minutes	Power-Play Goals
2023-24	Strome 67	Ovechkin 31	Carlson 42	Wilson 133	Ovechkin 13
2022-23	Ovechkin 75	Ovechkin 42	Kuznetsov 43	Wilson 78	Ovechkin 14
2021-22	Ovechkin 90	Ovechkin 50	Kuznetsov/Carlson 54	Wilson 98	Ovechkin 16
2020-21	Backstrom 53	Ovechkin 24	Backstrom 38	Wilson 96	Oshie 13
2019-20	Carlson 75	Ovechkin 48	Carlson 60	Wilson 93	Ovechkin 13
2018-19	Ovechkin 89	Ovechkin 51	Carlson 57	Wilson 128	Ovechkin 18
2017-18	Ovechkin 87	Ovechkin 49	Kuznetsov 56	Wilson 187	Ovechkin 17
2016-17	Backstrom 86	Ovechkin/Oshie 33	Backstrom 63	Wilson 133	Ovechkin 17
2015-16	Kuznetsov 77	Ovechkin 50	Kuznetsov 57	Wilson 163	Ovechkin 19
2014-15	Ovechkin 81	Ovechkin 53	Backstrom 60	Wilson 172	Ovechkin 25
2013-14	Ovechkin/Backstrom 79	Ovechkin 51	Backstrom 61	Wilson 151	Ovechkin 24
2012-13	Ovechkin 56	Ovechkin 32	Backstrom 40	Hendricks 73	Ovechkin 16
2011-12	Ovechkin 65	Ovechkin 38	Wideman 35	Hendricks 95	Ovechkin 13
2010-11	Ovechkin 85	Ovechkin 32	Ovechkin 53	Hendricks 110	Knuble/Ovechkin 7
2009-10	Ovechkin 109	Ovechkin 50	Backstrom 68	Ovechkin 89	Ovechkin 13
2008-09	Ovechkin 110	Ovechkin 56	Backstrom 66	Brashear 121	Ovechkin 19
2007-08	Ovechkin 112	Ovechkin 65	Backstrom 55	Brashear 119	Ovechkin 22
2006-07	Ovechkin 92	Ovechkin 46	Ovechkin 46	Brashear 156	Semin 17
2005-06	Ovechkin 106	Ovechkin 52	Ovechkin 54	Clark 110	Ovechkin 21
2003-04	Lang 74	Halpern 19	Halpern 27	Verot 135	Halpern 7
2002-03	Jagr 77	Jagr 36	Gonchar 49	Doig 108	Jagr 13
2001-02	Jagr 79	Bondra 39	Jagr 48	Simon 137	Bondra 17
2000-01	Oates 82	Bondra 45	Oates 69	Simon 109	Bondra 22
1999-00	Oates 71	Simon 29	Oates 56	Simon 146	Simon 7
1998-99	Bondra 55	Bondra 31	Oates 42	Berube 166	Gonchar 13
1997-98	Bondra 78	Bondra 52	Oates 58	Berube 189	Bondra 11
1996-97	Bondra 77	Bondra 46	Hunter 32	Berube 218	Bondra 10
1995-96	Pivonka 81	Bondra 52	Pivonka 65	Kaminski 164	Bondra 11
1994-95	Juneau/Bondra 43	Bondra 34	Juneau 38	Berube 173	Bondra 12
1993-94	Ridley 70	Khristich 29	Ridley 44	Berube 305	Khristich/Ridley 10
1992-93	Bondra 85	Bondra 37	Hunter 59	May 268	Hatcher 13
1991-92	Pivonka 80	Ciccarelli 38	Pivonka 57	May 221	Khristich 14
1990-91	Hatcher 74	Miller/Hatcher 24	Hatcher/Pivonka 50	May 264	Hatcher/Hunter 9
1989-90	Ciccarelli 79	Ciccarelli 41	Ridley 43	May 339	Ciccarelli/Pivonka 10
1988-89	Ridley 89	Courtnall 42	Stevens 61	Stevens 225	(Three players)* 16
1987-88	Gartner 81	Gartner 48	Stevens 60	Hunter 240	Gartner 19
1986-87	Murphy 81	Gartner 41	Murphy 58	Stevens 285	Laughlin 11
1985-86	Christian 83	Christian 41	Gustafsson 52	Stevens 165	Christian 18
1984-85	Gartner 102	Carpenter 53	Gartner 52	Stevens 221	Gartner 17
1983-84	Gartner 85	Gartner 40	Christian 52	Stevens 201	Christian 9
1982-83	Maruk 81	Gartner 38	Maruk 50	Holt 275	Carpenter 14
1981-82	Maruk 136	Maruk 60	Maruk 76	Holt 250	Maruk 20
1980-81	Maruk 97	Maruk 50	Maruk 47	Hangsleben 198	Maruk 16
1979-80	Gartner 68	Gartner 36	Picard 43	Mulvey 240	Walter 12
1978-79	Maruk 90	Maruk/Rowe 31	Maruk 59	Lane 147	Charron/Sirois 9
1977-78	Charron 73	Charron 38	Sirois 37	Lane 195	Meehan 7
1976-77	Charron 82	Charron 36	Charron 46	Lane 207	Meehan 9
1975-76	Pyatt 49	Pyatt 26	Monahan 29	Labre 146	White 7
1974-75	Williams 58	Williams 22	Williams 36	Labre 182	Dupere 8

# Year-by-Year Leaders

Year	Plus/Minus Rating	Goaltender Wins	Goals-Against Average	Shutouts	Faceoff Percentage
2023-24	Mantha +5	Lindgren 25	Lindgren 2.67	Lindgren 6	Strome 52.8%
2022-23	van Riemsdyk +10	Kuemper 22	Kuemper 2.87	Kuemper 5	Eller 54.6%
2021-22	Jensen +32	Samsonov 23	Vanecek 2.67	Vanecek 4	Dowd 53.7%
2020-21	Orlov +16	Vanecek 21	Samsonov 2.69	Vanecek/Samsonov 2	Dowd 56.3%
2019-20	Kempny +19	Holtby 25	Samsonov 2.55	Samsonov 1	Eller 51.9%
2018-19	Kempny +24	Holtby 32	Holtby 2.82	Holtby 3	Dowd 51.9%
2017-18	Niskanen +24	Holtby 34	Grubauer 2.35	Grubauer 3	Beagle 58.5%
2016-17	Orpik +32	Holtby 42	Grubauer 2.04	Holtby 9	Beagle 56.4%
2015-16	Kuznetsov +27	Holtby 48	Holtby 2.20	Holtby 3	Beagle 58.1%
2014-15	Green +15	Holtby 41	Holtby 2.22	Holtby 9	Backstrom 53.6%
2013-14	Ward/Oleksy +7	Holtby 23	Halak 2.31	Holtby 4	Grabovski 54.0%
2012-13	Fehr +14	Holtby 23	Holtby 2.58	Holtby 4	Beagle 56.1%
2011-12	Ward/Alzner +12	Vokoun 25	Holtby 2.49	Vokoun 4	Halpern 58.4%
2010-11	Backstrom/Ovechkin +24	Neuvirth 27	Holtby 1.79	Neuvirth 4	Steckel 63.7%
2009-10	Schultz +50	Theodore 30	Varlamov 2.55	Varlamov 2	Steckel 59.2%
2008-09	Semin +25	Theodore 32	Johnson 2.81	Theodore 2	Steckel 57.9%
2007-08	Kozlov/Ovechkin +28	Kolzig 25	Kolzig 2.91	Huet 2	Fedorov 58.0%
2006-07	Gordon +10	Kolzig 22	Kolzig 3.00	Kolzig 1	Gordon 52.1%
2005-06	Clark +9	Kolzig 20	Johnson 3.44	Johnson 1	Halpern 55.2%
2003-04	Semin/Whitfield -2	Kolzig 19	Kolzig 2.89	Kolzig 2	Halpern 54.3%
2002-03	Klee +22	Kolzig 33	Kolzig 2.40	Kolzig 4	Halpern 54.1%
2001-02	Bondra +17	Kolzig 31	Kolzig 2.79	Kolzig 6	Oates 56.5%
2000-01	Reekie +14	Kolzig 37	Kolzig 2.48	Kolzig 5	Oates 58.9%
1999-00	Gonchar +26	Kolzig 41	Kolzig 2.24	Kolzig 5	Oates 56.8%
1998-99	Reekie +11	Kolzig 26	Tabaracci 2.51	Kolzig 4	Oates 59.3%
1997-98	Reekie +15	Kolzig 33	Kolzig 2.20	Kolzig 5	Oates 57.6%
1996-97	Cote +11	Carey 17	Kolzig 2.59	Kolzig 2	
1995-96	Tinordi +26	Carey 35	Carey 2.26	Carey 9	
1994-95	Reekie +10	Carey 18	Carey 2.13	Carey 4	
1993-94	Cote +30	Beaupre 24	Beaupre 2.84	Beaupre/Tabaracci 2	
1992-93	Khristich +29	Beaupre 27	Beaupre 3.31	Tabaracci 2	
1991-92	Khristich +24	Beaupre 29	Beaupre 3.20	Beaupre/Liut 1	
1990-91	Langway +12	Beaupre 20	Beaupre 2.64	Beaupre 5	
1989-90	Courttnall +27	Beaupre 23	Beaupre 3.22	Beaupre 2	
1988-89	Hatcher +19	Peeters 20	Peeters 2.85	Peeters 4	
1987-88	Gartner +20	Malarchuk 24	Peeters 2.78	Malarchuk 4	
1986-87	Murphy +25	Mason 20	Peeters 3.21	N/A 0	
1985-86	Haworth +36	Jensen 28	Jensen 3.18	Jensen 2	
1984-85	Langway +36	Riggin 28	Riggin 2.98	Riggin 2	
1983-84	Gustafsson +29	Jensen 25	Riggin 2.66	Jensen/Riggin 4	
1982-83	Currie +18	Jensen 22	Riggin 3.36	Jensen 1	
1981-82	Robertson -1	Parro 16	Jensen 3.81	Parro 1	
1980-81	Gustafsson +11	Palmateer 18	Palmateer 3.85	Palmateer 2	
1979-80	Gartner +16	Stephenson 18	Stephenson 3.57	N/A 0	
1978-79	Edberg +12	Inness 14	Inness 3.70	N/A 0	
1977-78	Marson +1	Bedard 11	Bedard 3.66	Bedard 1	
1976-77	Riley +4	Low 16	Wolfe 3.84	Wolfe 1	
1975-76	Gryp -18	Low 6	Wolfe 4.16	N/A 0	
1974-75	Brooks -19	Low 8	Belhumeur 5.36	Low 1	
1974-75	Brooks -19	Low 8	Belhumeur 5.36	Low 1	

# Year-by-Year Leaders

Year	Hits	Blocked Shots	Takeaways
2023-24	Malenstyn 241	Carlson 194	Carlson 58
2022-23	Fehervary 217	van Riemsdyk 160	Sheary 48
2021-22	Fehervary 251	van Riemsdyk 129	Kuznetsov 54
2020-21	Hathaway 179	Carlson 69	Dowd 38
2019-20	Wilson 253	Carlson 108	Orlov 49
2018-19	Ovechkin 223	Carlson 164	Eller 59
2017-18	Wilson 250	Orpik 168	Carlson 58
2016-17	Wilson 239	Alzner 162	Backstrom 61
2015-16	Wilson 253	Alzner 207	Oshie 62
2014-15	Orpik 306	Carlson 200	Backstrom 55
2013-14	Brouwer 210	Carlson 177	Carlson 55
2012-13	Ovechkin 120	Carlson 123	Backstrom 33
2011-12	Brouwer 247	Carlson 153	Laich/Semin 52
2010-11	Ovechkin 241	Carlson 160	Backstrom 73
2009-10	Ovechkin 185	Schultz 129	Ovechkin 66
2008-09	Ovechkin 243	Jurcina 131	Backstrom 77
2007-08	Ovechkin 220	Poti 119	Backstrom 72
2006-07	Ovechkin 184	Pothier 140	Ovechkin 67
2005-06	Ovechkin 172	Witt/Morrisonn 131	Ovechkin 69



# Career Leaders

## GAMES PLAYED

- Alex Ovechkin**..... 1,426
- Nicklas Backstrom**.... 1,105
- John Carlson** ..... 1,009
- Calle Johansson .....983
- Peter Bondra ..... 961
- Kelly Miller .....940
- Dale Hunter ..... 872
- Michal Pivonka ..... 825
- Mike Gartner..... 758
- Tom Wilson** ..... 754

## GOALS

- Alex Ovechkin**..... 853
- Peter Bondra ..... 472
- Mike Gartner..... 397
- Nicklas Backstrom**..... 271
- Mike Ridley..... 218
- Alexander Semin ..... 197
- Bengt Gustafsson ..... 195
- Dave Christian..... 193
- T.J. Oshie** ..... 192
- Bobby Carpenter ..... 188

## ASSISTS

- Nicklas Backstrom**..... 762
- Alex Ovechkin**..... 697
- John Carlson** ..... 523
- Michal Pivonka..... 418
- Evgeny Kuznetsov..... 397
- Mike Gartner..... 392
- Dale Hunter ..... 375
- Calle Johansson ..... 361
- Bengt Gustafsson ..... 359
- Peter Bondra ..... 353

## PENALTY MINUTES

- Dale Hunter .....2,003
- Scott Stevens ..... 1,628
- Tom Wilson** ..... 1,432
- Craig Berube..... 1,220
- Alan May .....1,189
- Brendan Witt..... 1,035
- Kevin Hatcher .....999
- Alex Ovechkin**..... 817
- Mike Gartner..... 770
- Yvon Labre ..... 756

## POWER-PLAY GOALS

- Alex Ovechkin**..... 312
- Peter Bondra ..... 137
- Mike Gartner..... 98
- Nicklas Backstrom**..... 86
- T.J. Oshie** ..... 76

## SHORTHANDED GOALS

- Peter Bondra ..... 32
- Mike Ridley..... 17
- Bengt Gustafsson ..... 17
- Kelly Miller ..... 15

## GAME-WINNING GOALS

- Alex Ovechkin**..... 129
- Peter Bondra .....73
- Mike Gartner..... 54
- Nicklas Backstrom**..... 39

## PLUS/MINUS RATING

- Rod Langway .....+116
- Dmitry Orlov ..... +104
- Scott Stevens .....+90
- John Carlson** ..... **+86**
- Joe Reekie .....+86
- Nicklas Backstrom**..... **+83**
- Jeff Schultz..... +78
- Kelly Miller ..... +75
- Peter Bondra ..... +74
- Gaetan Duchesne..... +69

## GOALTENDING (MINIMUM 3,000 MIN.)

## GAMES PLAYED

- Olie Kolzig .....711
- Braden Holtby .....468
- Don Beaupre.....269

## MINUTES

- Olie Kolzig ..... 41,260
- Braden Holtby ..... 26,828
- Don Beaupre..... 15,186

## WINS

- Olie Kolzig ..... 301
- Braden Holtby .....282
- Don Beaupre..... 128

## GOALS-AGAINST AVERAGE

- Philipp Grubauer .....2.29
- Jim Carey ..... 2.37
- Semyon Varlamov .....2.39

## SAVE PERCENTAGE

- Philipp Grubauer ..... .923
- Semyon Varlamov ..... .917
- Braden Holtby ..... .916

## SAVES

- Olie Kolzig .....18,013
- Braden Holtby ..... 12,353
- Don Beaupre..... 6,036

## SHUTOUTS

- Olie Kolzig ..... 35
- Braden Holtby ..... 35
- Jim Carey ..... 14

# Top 50 Point Scorers

No.	Player	Years	GP	G	A	P	PIM
1.	<b>Alex Ovechkin</b>	2005-	1,426	853	697	1,550	817
2.	<b>Nicklas Backstrom</b>	2007-	1,105	271	762	1,033	504
3.	Peter Bondra	1990-04	961	472	353	825	679
4.	Mike Gartner	1979-89	758	397	392	789	770
5.	<b>John Carlson</b>	2009-	1,009	151	523	674	342
6.	Michal Pivonka	1986-99	825	181	418	599	476
7.	Evgeny Kuznetsov	2014-24	723	171	397	568	388
8.	Dale Hunter	1987-99	872	181	375	556	2003
9.	Bengt Gustafsson	1979-89	629	195	359	554	196
10.	Mike Ridley	1986-94	588	218	329	547	250
11.	Calle Johansson	1989-03	983	113	361	474	449
12.	Dennis Maruk	1978-83	343	182	249	431	365
13.	Scott Stevens	1982-90	601	98	331	429	1628
14.	Kevin Hatcher	1984-94	685	149	277	426	999
15.	Dave Christian	1983-90	504	193	224	417	107
16.	Sergei Gonchar	1994-04	654	144	272	416	517
17.	Alexander Semin	2003-12	469	197	211	408	452
	Kelly Miller	1986-99	940	162	246	408	436
19.	Bobby Carpenter	1981-87, '92-93	490	188	207	395	462
20.	<b>T.J. Oshie</b>	2015-	567	192	193	385	302
21.	Adam Oates	1997-01	387	73	290	363	126
22.	Mike Green	2005-15	575	113	247	360	416
23.	Larry Murphy	1983-89	453	86	259	345	332
24.	Steve Konowalchuk	1992-04	693	146	196	342	619
25.	<b>Tom Wilson</b>	2013-	754	146	184	330	1,432

No.	Player	Years	GP	G	A	P	PIM
26.	Brooks Laich	2004-16	742	133	191	324	297
	Marcus Johansson	2010-17, '21-23	579	118	206	324	70
28.	Dmitri Khristich	1990-02	419	140	160	300	218
29.	Craig Laughlin	1982-88	428	110	173	283	284
30.	Ryan Walter	1978-82	307	114	163	277	468
31.	Bobby Gould	1981-89	600	134	142	276	476
32.	Guy Charron	1976-81	320	118	156	274	54
33.	Sylvain Cote	1991-02	622	75	195	270	336
34.	Alan Haworth	1982-87	346	129	139	268	249
35.	Dmitry Orlov	2011-23	686	60	196	256	279
36.	Joe Juneau	1993-99	312	62	172	234	98
37.	Jeff Halpern	1999-06, '11-12	507	91	139	230	375
38.	Gaetan Duchesne	1981-87	451	87	138	225	251
39.	Dainius Zubrus	2000-07	331	86	130	216	260
40.	Bob Sirois	1975-80	282	91	120	211	38
41.	Dino Ciccarelli	1988-92	223	112	97	209	278
42.	Lars Eller	2016-23	488	87	121	208	256
43.	Rod Langway	1982-93	726	25	177	202	504
44.	Jaromir Jagr	2001-04	190	83	118	201	94
45.	Jason Chimera	2009-16	490	82	115	197	350
46.	Al Iafra	1990-94	256	58	118	176	616
47.	Eric Fehr	2005-11, '12-15	419	87	87	174	140
48.	Andrei Nikolishin	1996-02	407	58	113	171	174
49.	Rick Green	1976-82	377	31	127	158	381
50.	Jakub Vrana	2016-21	284	76	81	157	67

# Single-Season Leaders

## GAMES PLAYED

1. Craig Berube (1993-94) ..... 84
- Sylvain Cote (1993-94) ..... 84
- Calle Johansson (1993-94) .. 84
- Kelly Miller (1993-94) ..... 84
- Dale Hunter (1992-93) ..... 84
- Kelly Miller (1992-93) ..... 84
- Mike Ridley (1992-93) ..... 84

## POINTS

1. Dennis Maruk (1981-82).... 136
2. Alex Ovechkin (2007-08) ... 112
3. Alex Ovechkin (2008-09) .. 110
4. Alex Ovechkin (2009-10) ... 109
5. Alex Ovechkin (2005-06) .. 106
6. Mike Gartner (1984-85) .... 102
7. Nicklas Backstrom (2009-10) ..101
8. Dennis Maruk (1980-81) ..... 97
9. Bobby Carpenter (1984-85).. 95
10. Mike Gartner (1980-81) ..... 94

## GOALS

1. Alex Ovechkin (2007-08).... 65
2. Dennis Maruk (1981-82).... 60
3. Alex Ovechkin (2008-09) ... 56
4. Alex Ovechkin (2014-15) .... 53
- Bobby Carpenter (1984-85).. 53
6. Alex Ovechkin (2005-06) ... 52
- Peter Bondra (1997-98) ..... 52
- Peter Bondra (1995-96) ..... 52
9. Alex Ovechkin (2013-14)..... 51
- Alex Ovechkin (2018-19) ..... 51
11. Alex Ovechkin (2021-22) .... 50
- Alex Ovechkin (2015-16) .... 50
- Alex Ovechkin (2009-10) .... 50
- Mike Gartner (1984-85) ..... 50
- Dennis Maruk (1980-81) ..... 50

## ASSISTS

1. Dennis Maruk (1981-82).....76
2. Adam Oates (2000-01) ..... 69
3. Nicklas Backstrom (2009-10)..... 68
4. Nicklas Backstrom (2008-09) ..... 66
5. Michal Pivonka (1995-96) ..... 65
6. Nicklas Backstrom (2016-17) ..... 63
7. Nicklas Backstrom (2013-14) ..... 61
- Scott Stevens (1988-89).....61
9. John Carlson (2019-20) ..... 60
- Nicklas Backstrom (2014-15) ..... 60
- Scott Stevens (1987-88) ..... 60

## PENALTY MINUTES

1. Alan May (1989-90).....339
2. Craig Berube (1993-94) ..... 305
3. Neil Sheehy (1989-90)..... 291
4. Scott Stevens (1986-87).....283
5. Randy Holt (1982-83) .....275
6. Alan May (1992-93).....268
7. Alan May (1990-91).....264
8. Randy Holt (1981-82)..... 250
9. Paul Mulvey (1979-80).....240
- Dale Hunter (1987-88) .....240

## POWER-PLAY GOALS

1. Alex Ovechkin (2014-15) ..... 25
2. Alex Ovechkin (2013-14) ..... 24
3. Alex Ovechkin (2007-08)..... 22
- Peter Bondra (2000-01)..... 22
5. Alex Ovechkin (2005-06) .....21
6. Dennis Maruk (1981-82)..... 20
7. Alex Ovechkin (2015-16) ..... 19
- Alex Ovechkin (2008-09) ..... 19
- Mike Gartner (1987-88)..... 19
- Ryan Walter (1981-82) ..... 19

## SHORTHANDED GOALS

1. Mike Gartner (1986-87) ..... 7
2. Peter Bondra (1994-95) ..... 6
3. Matt Pettinger (2005-06) ..... 5
- Peter Bondra (1997-98) ..... 5
- Mike Ridley (1991-92)..... 5
- Mike Ridley (1990-91) ..... 5
- Bengt Gustafsson (1987-88) ..... 5

## GAME-WINNING GOALS

1. Peter Bondra (1997-98) .....13
2. Alex Ovechkin (2014-15) ..... 11
- Alex Ovechkin (2010-11)..... 11
- Alex Ovechkin (2007-08)..... 11
- Mike Gartner (1984-85) ..... 11
6. Alex Ovechkin (2013-14)..... 10
- Alex Ovechkin (2008-09) ..... 10
- Mike Gartner (1986-87) ..... 10
9. Jaromir Jagr (2002-03) ..... 9
- Mike Ridley (1988-89) ..... 9

## PLUS/MINUS RATING

1. Jeff Schultz (2009-10) .....+50
2. Alex Ovechkin (2009-10) .....+45
3. Mike Green (2009-10).....+39
4. Nicklas Backstrom (2009-10).....+37
5. Alexander Semin (2009-10) .....+36
- Alan Haworth (1985-86) .....+36
- Rod Langway (1984-85).....+36
8. Darren Veitch (1984-85).....+33
9. Brooks Orpik (2016-17) .....+32
- Nick Jensen (2021-22) .....+32

## GOALTENDING (MINIMUM 1,200 MIN.)

### GAMES PLAYED

1. Braden Holtby (2014-15) .....73
- Olie Kolzig (1999-00) .....73
3. Olie Kolzig (2000-01) .....72
4. Jim Carey (1995-96) ..... 71
- Olie Kolzig (2001-02) ..... 71

### MINUTES

1. Olie Kolzig (1999-00) ..... 4,371
2. Olie Kolzig (2000-01) ..... 4,279
3. Braden Holtby (2014-15) ..... 4,247

### WINS

1. Braden Holtby (2015-16) ..... 48
2. Braden Holtby (2016-17) ..... 42
3. Braden Holtby (2014-15) ..... 41
- Olie Kolzig (1999-00) ..... 41

### GOALS-AGAINST AVERAGE

1. Philipp Grubauer (2016-17).....2.04
2. Braden Holtby (2016-17) .....2.07
3. Jim Carey (1994-95)..... 2.13

### SAVE PERCENTAGE

1. Philipp Grubauer (2016-17)..... .926
2. Braden Holtby (2016-17) ..... .925
3. Semyon Varlamov (2010-11) ..... .924

### SHUTOUTS

1. Braden Holtby (2016-17) ..... 9
- Braden Holtby (2014-15) ..... 9
- Jim Carey (1995-96)..... 9

# Top Career Goaltenders

Minimum 3,000 minutes played; ranked by Wins

No.	Player	Years	GP	MIN	W	L	T/OT	GA	GAA	SO	SA	SV%
1.	Olie Kolzig	1989-08	711	41,260	301	293	101	1,860	2.70	35	19,873	.906
2.	Braden Holtby	2010-	458	26,828	282	122	46	1,133	2.53	35	13,486	.916
3.	Don Beaupre	1988-94	269	15,186	128	96	27	773	3.05	12	6,813	.887
4.	Al Jensen	1981-87	173	9,614	94	48	18	523	3.26	8	3,340	N/A
5.	Jim Carey	1994-97	139	7,966	70	48	15	315	2.37	14	3,269	.904
	Pete Peeters	1985-89	139	7,773	70	41	15	396	3.06	7	3,496	.887
7.	Pat Rigglin	1982-86	143	8,217	67	46	19	414	3.02	6	3,550	.883
8.	Jose Theodore	2008-10	104	5,873	62	24	12	278	2.84	3	2,924	.905
9.	Michal Neuvirth	2008-14	134	7,292	59	41	13	325	2.67	7	3,611	.910
10.	Ilya Samsonov	2019-22	89	4,865	52	22	8	228	2.81	6	2,333	.902
11.	Philipp Grubauer	2012-18	101	5,273	43	31	11	201	2.29	6	2,614	.923
12.	Vitek Vanecek	2020-22	79	4,432	41	22	10	198	2.68	6	2,148	.908
13.	Clint Malarchuk	1987-89	96	5,354	40	38	11	295	3.31	5	2,485	.881
<b>14.</b>	<b>Charlie Lindgren</b>	<b>2022-</b>	<b>81</b>	<b>4,544</b>	<b>38</b>	<b>27</b>	<b>10</b>	<b>213</b>	<b>2.81</b>	<b>6</b>	<b>2,284</b>	<b>.907</b>
15.	Darcy Kuemper	2022-24	90	5,090	35	40	10	257	3.03	6	2,614	.902
16.	Bob Mason	1983-90	76	4,155	35	29	7	219	3.16	1	1,978	.889
17.	Brent Johnson	2005-09	96	5,220	34	41	12	279	3.21	1	2,827	.901
18.	Semyon Varlamov	2008-11	59	3,416	30	13	12	136	2.39	4	1636	.917
	Ron Low	1974-77	145	7,795	30	94	9	631	4.86	1	N/A	N/A
20.	Jim Hrivnak	1989-93	59	3,067	28	19	3	180	3.52	0	1,470	.878
21.	Mike Liut	1989-92	64	3,435	27	27	5	201	3.51	2	1,561	.871
22.	Wayne Stephenson	1979-81	76	4,156	22	31	15	253	3.65	1	N/A	N/A
23.	Rick Tabaracci	1992-99	69	3,700	21	31	10	167	2.71	6	1,489	.899
	Dave Parro	1980-84	77	4,015	21	36	10	274	4.09	2	N/A	N/A









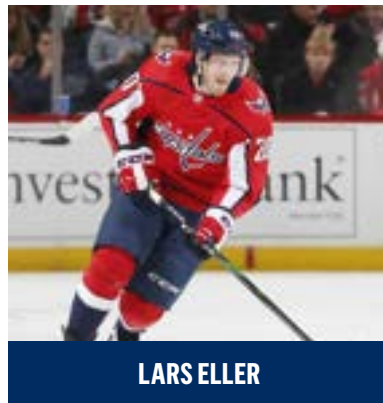


## 2019-20

## 41-20-8, 90 points

	W	L	OT	PTS
Home	18	10	5	41
Away	23	10	3	49
1st Half	24	6	5	53
2nd Half	17	14	3	37
October	9	2	3	21
November	10	2	2	22
December	8	5	0	16
January	8	3	0	16
February	4	7	1	9
March	2	1	2	6

Head Coach: Todd Reirden



LARS ELLER

Player	GP	G	A	PTS	PIM	+/-	PPG	SH	GW
John Carlson	69	15	60	75	26	+12	2	0	6
Alex Ovechkin	68	48	19	67	30	-12	13	0	3
Nicklas Backstrom	61	12	42	54	14	-1	2	0	0
Jakub Vrana	69	25	27	52	18	+3	1	0	6
Evgeny Kuznetsov	63	19	33	52	40	-2	6	0	0
T.J. Oshie	69	26	23	49	26	+4	10	0	4
Tom Wilson	68	21	23	44	93	-3	5	1	5
Lars Eller	69	16	23	39	48	+3	2	1	1
Dmitry Orlov	69	4	23	27	36	+5	1	0	2
Carl Hagelin	58	8	17	24	16	+12	0	1	2
Richard Panik	59	9	13	22	36	+16	0	0	1
Michal Kempny	58	3	15	18	22	+19	0	0	0
Garnet Hathaway	66	9	7	16	79	+6	0	0	1
Nic Dowd	56	7	8	15	28	+11	0	3	1
Radko Gudas	63	2	13	15	40	+15	0	0	1
Brendan Leipsic	61	3	8	11	13	+3	0	0	1
Travis Boyd	24	3	7	10	2	+9	0	0	0
Jonas Siegenthaler	64	2	7	9	43	+11	0	0	1
Nick Jensen	68	0	8	8	13	+1	0	0	0
Ilya Kovalchuk	7	1	3	4	4	0	0	0	0
Chandler Stephenson	24	3	1	4	6	+5	0	0	2
Martin Fehervary*	6	0	1	1	6	-2	0	0	0
Beck Malenstyn*	3	0	0	0	0	-1	0	0	0
Tyler Lewington*	6	0	0	0	17	-2	0	0	0
Michael Sgarbossa	2	0	0	0	0	0	0	0	0
Christian Djoos	2	0	0	0	0	+1	0	0	0
Brenden Dillon	10	0	0	0	0	-2	0	0	0
Michael Kempny	15	1	1	2	16	-3	0	0	0
Hendrix Lapierre*	6	1	0	1	2	+2	0	0	0
Garrett Pilon*	2	1	0	1	0	+1	0	0	0
Goaltender	GP	MIN	GA	SO	SV%	GAA	W-L-OT		
Braden Holtby	48	2,743	142	0	.897	3.11	25-14-6		
Ilya Samsonov*	26	1,411	60	1	.913	2.55	16-6-2		

\* Indicates rookie

Date	Opponent	Result	Record	Pts
10/2	@ St. Louis	W 3-2*	1-0-0	2
10/4	@ NY Islanders	W 2-1	2-0-0	4
10/5	Carolina	L 2-3*	2-0-1	5
10/8	Dallas	L 3-4*	2-0-2	6
10/10	@ Nashville	L 5-6	2-1-2	6
10/12	@ Dallas	W 4-1	3-1-2	8
10/14	Colorado	L 3-6	3-2-2	8
10/16	Toronto	W 4-3	4-2-2	10
10/18	NY Rangers	W 5-2	5-2-2	12
10/20	@ Chicago	W 5-3	6-2-2	14
10/22	@ Calgary	W 5-3	7-2-2	16
10/24	@ Edmonton	L 3-4*	7-2-3	17
10/25	@ Vancouver	W 6-5**	8-2-3	19
10/29	@ Toronto	W 4-3*	9-2-3	21
11/1	Buffalo	W 6-1	10-2-3	23
11/3	Calgary	W 4-2	11-2-3	25
11/7	@ Florida	W 5-4*	12-2-3	27
11/9	Vegas	W 5-2	13-2-3	29
11/11	Arizona	L 3-4**	13-2-4	30
11/13	@ Philadelphia	W 2-1**	14-2-4	32
11/15	Montreal	L 2-5	14-3-4	32
11/16	@ Boston	W 3-2**	15-3-4	34
11/18	Anaheim	W 5-2	16-3-4	36
11/20	@ NY Rangers	L 1-4	14-4-4	36
11/23	Vancouver	L 1-2**	14-4-5	37
11/27	Florida	W 4-3	17-4-5	39
11/29	Tampa Bay	W 4-3*	18-4-5	41
11/30	@ Detroit	W 5-2	19-4-5	43
12/3	@ San Jose	W 5-2	20-4-5	45
12/4	@ Los Angeles	W 3-1	21-4-5	47
12/6	@ Anaheim	W 3-2	22-4-5	49
12/9	Columbus	L 2-5	22-5-5	49
12/11	Boston	W 3-2	23-5-5	51
12/14	@ Tampa Bay	W 5-2	24-5-5	53
12/16	@ Columbus	L 0-3	24-6-5	53
12/20	@ New Jersey	W 6-3	25-6-5	55
12/21	Tampa Bay	W 3-1	26-6-5	57
12/23	@ Boston	L 3-7	26-7-5	57
12/27	Columbus	W 2-1*	27-7-5	59
12/28	@ Carolina	L 4-6	27-8-5	59
12/31	NY Islanders	L 3-4	27-9-5	59
1/3	@ Carolina	W 4-3	28-9-5	61
1/5	San Jose	W 5-4*	29-9-5	63
1/7	Ottawa	W 6-1	30-9-5	65
1/8	@ Philadelphia	L 2-3	30-10-5	65
1/11	New Jersey	L 1-5	30-11-5	65
1/13	Carolina	W 2-0	31-11-5	67
1/16	New Jersey	W 5-2	32-11-5	69
1/18	@ NY Islanders	W 6-4	33-11-5	71
1/27	@ Montreal	W 4-2	34-11-5	73
1/29	Nashville	L 4-5	34-12-5	73
1/31	@ Ottawa	W 5-3	35-12-5	75
2/2	Pittsburgh	L 3-4	35-13-5	75
2/4	Los Angeles	W 4-2	36-13-5	77
2/8	Philadelphia	L 2-7	36-14-5	77
2/10	NY Islanders	L 3-5	36-15-5	77
2/13	@ Colorado	W 3-2	37-15-5	79
2/15	@ Arizona	L 1-3	37-16-5	79
2/17	@ Vegas	L 2-3	37-17-5	79
2/20	Montreal	L 3-4*	37-17-6	80
2/22	@ New Jersey	L 2-3	37-18-6	80
2/23	Pittsburgh	W 5-3	38-18-6	82
2/25	Winnipeg	W 4-3**	39-18-6	84
2/27	@ Winnipeg	L 0-3	39-19-6	84
3/1	@ Minnesota	W 4-3	40-19-6	86
3/4	Philadelphia	L 2-5	40-20-6	86
3/5	@ NY Rangers	L 5-6*	40-20-7	87
3/7	@ Pittsburgh	W 5-2	41-20-7	89
3/9	@ Buffalo	L 2-3**	41-20-8	90

\* Denotes overtime game

\*\* Denotes shootout

**2018-19**

	W	L	OT	PTS
Home	24	11	6	54
Away	24	15	2	50
1st Half	25	12	4	54
2nd Half	23	14	4	50
October	5	3	2	12
November	10	4	1	21
December	9	4	0	18
January	3	6	3	9
February	9	4	1	19
March	11	3	1	23
April	1	2	0	2

**Head Coach: Todd Reirden**

**T.J. OSHIE**

Player	GP	G	A	PTS	PIM	+/-	PPG	SH	GW
Alex Ovechkin	81	51	38	89	40	+7	18	0	5
Nicklas Backstrom	80	22	52	74	30	+2	7	0	5
Evgeny Kuznetsov	76	21	51	72	50	+7	8	0	3
John Carlson	80	13	57	70	34	+21	3	0	1
T.J. Oshie	69	25	29	54	36	+5	6	1	4
Jakub Vrana	82	24	23	47	27	+20	1	0	4
Brett Connolly	81	22	24	46	24	+13	1	0	5
Tom Wilson	63	22	18	40	128	+11	3	2	2
Lars Eller	81	13	23	36	37	-1	0	1	1
Dmitry Orlov	82	3	26	29	33	+3	0	0	0
Andre Burakovsky	76	12	13	25	14	+2	1	0	4
Matt Niskanen	80	8	17	25	41	-3	1	0	1
Michal Kempny	71	6	19	25	60	+24	0	0	3
Nic Dowd	64	8	14	22	20	+10	0	0	3
Travis Boyd*	53	5	15	20	6	+6	0	0	1
Chandler Stephenson	64	5	6	11	0	-13	0	1	0
Carl Hagelin	20	3	8	11	10	+7	0	0	1
Christian Djoos	45	1	9	10	4	+9	0	0	0
Brooks Orpik	53	2	7	9	32	+8	0	0	0
Devante Smith-Pelly	54	4	4	8	15	-6	0	0	0
Dmitrij Jaskin	37	2	6	8	6	-5	0	0	0
Madison Bowey	33	1	5	6	38	+3	0	0	1
Nick Jensen	20	0	5	5	4	+3	0	0	0
Jonas Siegenthaler*	26	0	4	4	10	+6	0	0	0
Tyler Lewington*	2	1	1	2	7	+3	0	0	0
Goaltender	GP	MIN	GA	SO	SV%	GAA	W-L-OT		
Braden Holtby	59	3,407	160	3	.911	2.82	32-19-5		
Phoenix Copley	27	1,529	74	1	.905	2.90	16-7-3		

\* Indicates rookie

**48-26-8, 104 points**

Date	Opponent	Result	Record	Pts
10/3	Boston	W 7-0	1-0-0	2
10/4	@ Pittsburgh	L 6-7*	1-0-1	3
10/10	Vegas	W 5-2	2-0-1	15
10/11	@ New Jersey	L 0-6	2-1-1	5
10/13	Toronto	L 2-4	2-2-1	5
10/17	NY Rangers	W 4-3*	3-2-1	7
10/19	Florida	L 5-6**	3-2-2	8
10/22	@ Vancouver	W 5-2	4-2-2	10
10/25	@ Edmonton	L 1-4	4-3-2	10
10/27	@ Calgary	W 4-3**	5-3-2	12
11/1	@ Montreal	L 4-6	5-4-2	12
11/3	Dallas	L 3-4 OT	5-4-3	13
11/5	Edmonton	W 4-2	6-4-3	15
11/7	Pittsburgh	W 2-1	7-4-3	17
11/9	Columbus	L 1-2	7-5-3	17
11/11	Arizona	L 1-4	7-6-3	17
11/13	@ Minnesota	W 5-2	8-6-3	19
11/14	@ Winnipeg	L 1-3	8-7-3	19
11/16	@ Colorado	W 3-2*	9-7-3	21
11/19	@ Montreal	W 5-4	10-7-3	23
11/21	Chicago	W 4-2	11-7-3	25
11/23	Detroit	W 3-1	12-7-3	27
11/24	@ NY Rangers	W 5-3	13-7-3	29
11/26	@ NY Islanders	W 4-1	14-7-3	31
11/30	New Jersey	W 6-3	15-7-3	33
12/2	Anaheim	L 5-6	15-8-3	33
12/4	@ Vegas	L 3-5	15-9-3	33
12/6	@ Arizona	W 4-2	16-9-3	35
12/8	@ Columbus	W 4-0	17-9-3	37
12/11	Detroit	W 6-2	18-9-3	39
12/14	@ Carolina	W 6-5**	19-9-3	41
12/15	Buffalo	W 4-3**	20-9-3	43
12/19	Pittsburgh	L 1-2	20-10-3	43
12/21	Buffalo	W 2-1	21-10-3	45
12/22	@ Ottawa	W 4-0	22-10-3	47
12/27	Carolina	W 3-1	23-10-3	49
12/29	@ Ottawa	W 3-2	24-10-3	51
12/31	Nashville	L 3-6	24-11-3	51
1/3	@ St. Louis	L 2-5	24-12-3	51
1/4	@ Dallas	L 1-2*	24-12-4	52
1/6	@ Detroit	W 3-2	25-12-4	54
1/8	Philadelphia	W 5-3	26-12-4	56
1/10	@ Boston	W 4-2	27-12-4	58
1/12	Columbus	L 1-2*	27-12-5	59
1/14	St. Louis	L 1-4	27-13-5	59
1/15	@ Nashville	L 2-7	27-14-5	59
1/18	NY Islanders	L 0-2	27-15-5	59
1/20	@ Chicago	L 5-8	27-16-5	59
1/22	San Jose	L 6-7*	27-16-6	60
1/23	@ Toronto	L 3-6	27-17-6	60
2/1	Calgary	W 4-3	28-17-6	62
2/3	Boston	L 0-1	28-18-6	62
2/5	Vancouver	W 3-2	29-18-6	64
2/7	Colorado	W 4-3*	30-18-6	66
2/9	Florida	L 4-5*	30-18-7	67
2/11	Los Angeles	W 6-4	31-18-7	69
2/12	@ Columbus	L 0-3	31-19-7	69
2/14	@ San Jose	W 5-1	32-19-7	71
2/17	@ Anaheim	L 2-5	32-20-7	71
2/18	@ Los Angeles	W 3-2	33-20-7	73
2/21	@ Toronto	W 3-2	34-20-7	75
2/22	@ Buffalo	L 2-5	34-21-7	75
2/24	NY Rangers	W 6-5*	35-21-7	77
2/26	Ottawa	W 7-2	36-21-7	79
3/1	@ NY Islanders	W 3-1	37-21-7	81
3/3	@ NY Rangers	W 3-2**	38-21-7	83
3/6	@ Philadelphia	W 5-3	39-21-7	85
3/8	New Jersey	W 3-0	40-21-7	87
3/10	Winnipeg	W 3-1	41-21-7	89
3/12	@ Pittsburgh	L 3-5	41-22-7	89
3/14	@ Philadelphia	W 5-2	42-22-7	91
3/16	@ Tampa Bay	L 3-6	42-23-7	91
3/19	@ New Jersey	W 4-1	43-23-7	93
3/20	Tampa Bay	L 4-5*	43-23-8	94
3/22	Minnesota	L 1-2	43-24-8	94
3/24	Philadelphia	W 3-1	44-24-8	96
3/26	Carolina	W 4-1	45-24-8	98
3/28	@ Carolina	W 3-2	46-24-8	100
3/30	@ Tampa Bay	W 6-3	47-24-8	102
4/1	@ Florida	L 3-5	47-25-8	102
4/4	Montreal	W 2-1	48-25-8	104
4/6	NY Islanders	L 0-3	48-26-8	104

\* Denotes overtime game

\*\* Denotes shootout

## 2017-18

	W	L	OT	PTS
Home	28	11	2	58
Away	21	15	5	47
1st Half	25	13	3	53
2nd Half	24	13	4	52
October	5	6	1	11
November	9	5	0	18
December	10	2	2	22
January	6	2	2	14
February	6	6	2	14
March	10	4	0	20
April	3	1	0	6

Head Coach: Todd Reirden



**JOHN CARLSON**

Player	GP	G	A	PTS	PIM	+/-	PPG	SH	GW
Alex Ovechkin	82	49	38	87	32	+3	17	0	7
Evgeny Kuznetsov	79	27	56	83	48	+3	7	1	8
Nicklas Backstrom	81	21	50	71	46	+5	7	0	4
John Carlson	82	15	53	68	32	+0	4	0	4
T.J. Oshie	74	18	29	47	31	+2	9	0	3
Lars Eller	81	18	20	38	38	-6	3	0	2
Tom Wilson	78	14	21	35	187	+10	0	1	1
Dmitry Orlov	82	10	21	31	22	+10	0	0	2
Matt Niskanen	68	7	22	29	36	+24	0	0	1
Brett Connolly	70	15	12	27	30	-6	4	0	2
Jakub Vrana*	73	13	14	27	12	+2	1	0	2
Andre Burakovsky	56	12	13	25	27	+3	2	0	5
Jay Beagle	79	7	15	22	16	+3	0	1	2
Alex Chiasson	61	9	9	18	26	+1	1	1	2
Chandler Stephenson*	67	6	12	18	8	+13	0	0	0
Devante Smith-Pelly	75	7	9	16	38	-6	0	0	1
Christian Djoos*	63	3	11	14	10	+13	0	0	0
Madison Bowey*	51	0	12	12	24	-3	0	0	0
Brooks Orpik	81	0	10	10	68	-9	0	0	0
Taylor Chorney	24	1	3	4	8	+8	0	0	0
Jakub Jerabek	11	1	3	4	0	-1	0	0	0
Michal Kempny	22	2	1	3	14	+1	0	0	0
Travis Boyd*	8	0	1	1	2	+2	0	0	0
Shane Gersich*	3	0	1	1	0	-1	0	0	0
Aaron Ness	8	0	1	1	8	+2	0	0	0
Nathan Walker*	7	1	0	1	4	+1	0	0	0
Tyler Graovac	5	0	0	0	2	-3	0	0	0
Liam O'Brien	3	0	0	0	5	0	0	0	0
Anthony Peluso	2	0	0	0	4	0	0	0	0
Garrett Pilon*	2	1	0	1	0	+1	0	0	0
Goaltender	GP	MIN	GA	SO	SV%	GAA	W-L-OT		
Braden Holtby	54	3,068	153	0	.907	2.99	34-16-4		
Philipp Grubauer	35	1,865	73	3	.923	2.35	15-10-3		

\* Indicates rookie

## 49-26-7, 105 points

Date	Opponent	Result	Record	Pts
10/5	@ Ottawa	W 5-4**	1-0-0	2
10/7	Montreal	W 6-1	2-0-0	4
10/9	@ Tampa Bay	L 3-4*	2-0-1	5
10/11	Pittsburgh	L 2-3	2-1-1	5
10/13	@ New Jersey	W 5-2	3-1-1	7
10/14	@ Philadelphia	L 2-8	3-2-1	7
10/17	Toronto	L 0-2	3-3-1	7
10/20	@ Detroit	W 4-3*	4-3-1	9
10/21	Florida	L 1-4	4-4-1	9
10/26	@ Vancouver	L 2-6	4-5-1	9
10/28	@ Edmonton	W 5-2	5-5-1	11
10/29	@ Calgary	L 1-2	5-6-1	11
11/2	NY Islanders	W 4-3	6-6-1	13
11/4	@ Boston	W 3-2	7-6-1	15
11/6	Arizona	W 3-2*	8-6-1	17
11/7	@ Buffalo	L 1-3	8-7-1	17
11/10	Pittsburgh	W 4-1	9-7-1	19
11/12	Edmonton	W 2-1**	10-7-1	21
11/14	@ Nashville	L 3-6	10-8-1	21
11/16	@ Colorado	L 2-6	10-9-1	21
11/18	Minnesota	W 3-1	11-9-1	23
11/20	Calgary	L 1-4	11-10-1	23
11/22	Ottawa	W 5-2	12-10-1	25
11/24	Tampa Bay	W 3-1	13-10-1	27
11/25	@ Toronto	W 4-2	14-10-1	29
11/30	Los Angeles	L 2-5	14-11-1	29
12/2	Columbus	W 4-3	15-11-1	31
12/4	San Jose	W 4-1	16-11-1	33
12/6	Chicago	W 6-2	17-11-1	35
12/8	NY Rangers	W 4-2	18-11-1	37
12/11	@ NY Islanders	L 1-3	18-12-1	37
12/12	Colorado	W 5-2	19-12-1	39
12/14	@ Boston	W 5-3	20-12-1	41
12/16	Anaheim	W 3-2*	21-12-1	43
12/19	@ Dallas	W 4-3*	22-12-1	45
12/22	@ Arizona	L 2-3*	22-12-2	46
12/23	@ Vegas	L 0-3	22-13-2	46
12/27	@ NY Rangers	L 0-1**	22-13-3	47
12/28	Boston	W 4-3**	23-13-3	49
12/30	New Jersey	W 5-2	24-13-3	51
1/2	@ Carolina	W 5-4*	25-13-3	53
1/7	St. Louis	W 4-3*	26-13-3	55
1/9	Vancouver	W 3-1	27-13-3	57
1/11	Carolina	L 1-3	27-14-3	57
1/12	@ Carolina	W 4-3	28-14-3	59
1/18	@ New Jersey	L 3-4*	28-14-4	60
1/19	Montreal	L 2-3	28-15-4	60
1/21	Philadelphia	L 1-2*	28-15-5	61
1/25	@ Florida	W 4-2	29-15-5	63
1/31	Philadelphia	W 5-3	30-15-5	65
2/2	@ Pittsburgh	L 4-7	30-16-5	65
2/4	Vegas	L 3-4	30-17-5	65
2/6	@ Columbus	W 3-2	31-17-5	67
2/9	Columbus	W 4-2	32-17-5	69
2/11	Detroit	L 4-5*	32-17-6	70
2/13	@ Winnipeg	L 3-4*	32-17-7	71
2/15	@ Minnesota	W 5-2	33-17-7	73
2/17	@ Chicago	L 1-7	33-18-7	73
2/19	@ Buffalo	W 3-2	34-18-7	75
2/20	Tampa Bay	L 2-4	34-19-7	75
2/22	@ Florida	L 2-3	34-20-7	75
2/24	Buffalo	W 5-1	35-20-7	77
2/26	@ Columbus	L 1-5	35-21-7	77
2/27	Ottawa	W 3-2	36-21-7	79
3/3	Toronto	W 5-2	37-21-7	81
3/6	@ Anaheim	L 0-4	37-22-7	81
3/8	@ Los Angeles	L 1-3	37-23-7	81
3/10	@ San Jose	W 2-0	38-23-7	83
3/12	Winnipeg	W 3-2*	39-23-7	85
3/15	@ NY Islanders	W 7-3	40-23-7	87
3/16	NY Islanders	W 6-3	41-23-7	89
3/18	@ Philadelphia	L 3-6	41-24-7	89
3/20	Dallas	W 4-3	42-24-7	91
3/22	@ Detroit	W 1-0	43-24-7	93
3/24	@ Montreal	W 6-4	44-24-7	95
3/26	@ NY Rangers	W 4-2	45-24-7	97
3/28	NY Rangers	W 3-2*	46-24-7	99
3/30	Carolina	L 1-4	46-25-7	99
4/1	@ Pittsburgh	W 3-1	47-25-7	101
4/2	@ St. Louis	W 4-2	48-25-7	103
4/5	Nashville	L 3-4	48-26-7	103
4/7	New Jersey	W 5-3	49-26-7	105

\* Denotes overtime game

\*\* Denotes shootout





## 2019-20

	W	L	OT	PTS
Home	29	8	4	62
Away	27	10	4	58
1st Half	31	7	3	65
2nd Half	25	11	5	55
October	8	2	0	16
November	9	3	1	19
December	11	2	1	23
January	7	1	2	16
February	10	4	0	20
March	9	4	2	20
April	2	2	2	6

Head Coach: Barry Trotz



EVGENY KUZNETSOV

Player	GP	G	A	PTS	PIM	+/-	PPG	SH	GW
Evgeny Kuznetsov	82	20	57	77	32	+27	5	0	4
Alex Ovechkin	79	50	21	71	53	+21	19	0	8
Nicklas Backstrom	75	20	50	70	36	+17	3	0	4
Justin Williams	82	22	30	52	36	+15	3	0	3
T.J. Oshie	80	26	25	51	34	+16	11	0	5
Marcus Johansson	74	17	29	46	16	+12	6	0	7
Jason Chimera	82	20	20	40	22	0	4	2	3
John Carlson	56	8	31	39	14	+16	2	0	4
Andre Burakovsky	79	17	21	38	12	+4	0	0	1
Matt Niskanen	82	5	27	32	38	+10	2	0	3
Dmitry Orlov	82	8	21	29	26	+8	0	0	3
Tom Wilson	82	7	16	23	163	+3	0	0	1
Karl Alzner	82	4	17	21	26	+14	0	0	1
Jay Beagle	57	8	9	17	24	0	0	0	1
Nate Schmidt	72	2	14	16	16	+12	0	0	1
Brooks Orpik	41	3	7	10	24	+11	0	0	1
Michael Latta	43	3	4	7	50	0	0	0	0
Brooks Laich	60	1	6	7	16	-7	0	0	1
Taylor Chorney	55	1	5	6	21	+8	0	0	0
Mike Richards	39	2	3	5	8	-2	0	0	1
Daniel Winnik	20	2	3	5	22	+7	0	0	0
Stanislav Galiev*	24	0	3	3	4	+2	0	0	0
Aaron Ness	8	0	2	2	2	+4	0	0	0
Paul Carey	4	1	0	1	0	0	0	0	0
Zach Sill	10	1	0	1	2	0	0	0	0
Mike Weber	10	0	0	0	28	-1	0	0	0
Sean Collins	2	0	0	0	2	-1	0	0	0
Connor Carrick	3	0	0	0	0	-2	0	0	0
Chris Brown*	1	0	0	0	0	0	0	0	0
Ryan Stanton	1	0	0	0	2	-1	0	0	0
Chandler Stephenson*	9	0	0	0	2	-3	0	0	0
Goaltender	GP	MIN	GA	SO	SV%	GAA	W-L-OT		
Braden Holtby	66	3,841	141	3	.922	2.20	48-9-7		
Philipp Grubauer*	22	1,111	43	0	.918	2.32	8-9-1		

\* Indicates rookie

## 41-20-8, 90 points

Date	Opponent	Result	Record	Pts
10/10	New Jersey	W 5-3	1-0-0	2
10/13	San Jose	L 0-5	1-1-0	2
10/15	Chicago	W 4-1	2-1-0	4
10/17	Carolina	W 4-1	3-1-0	6
10/20	@ Calgary	W 6-2	4-1-0	8
10/22	@ Vancouver	W 3-2	5-1-0	10
10/23	@ Edmonton	W 7-4	6-1-0	12
10/28	Pittsburgh	L 1-3	6-2-0	12
10/30	Columbus	W 2-1	7-2-0	14
10/31	@ Florida	W 2-1*	8-2-0	16
11/3	@ NY Rangers	L 2-5	8-3-0	16
11/5	Boston	W 4-1	9-3-0	18
11/7	Toronto	W 3-2**	10-3-0	20
11/10	@ Detroit	L 0-1	10-4-0	20
11/12	@ Philadelphia	W 5-2	11-4-0	22
11/13	Calgary	L 2-3*	11-4-1	23
11/18	@ Detroit	W 2-1*	12-4-1	25
11/19	Dallas	L 2-3	12-5-1	25
11/21	Colorado	W 7-3	13-5-1	27
11/23	Edmonton	W 1-0	14-5-1	29
11/25	Winnipeg	W 5-3	15-5-1	31
11/27	Tampa Bay	W 4-2	16-5-1	33
11/28	@ Toronto	W 4-2	17-5-1	35
12/3	@ Montreal	W 3-2	18-5-1	37
12/5	@ Winnipeg	L 1-2*	18-5-2	38
12/8	Detroit	W 3-2**	19-5-2	40
12/10	@ Florida	L 1-4	19-6-2	40
12/12	@ Tampa Bay	W 2-1	20-6-2	42
12/14	@ Pittsburgh	W 4-1	21-6-2	44
12/16	Ottawa	W 2-1	22-6-2	46
12/18	Tampa Bay	W 5-3	23-6-2	48
12/20	@ NY Rangers	W 7-3	24-6-2	50
12/21	@ Carolina	W 2-1	25-6-2	52
12/26	Montreal	W 3-1	26-6-2	54
12/28	@ Buffalo	W 2-0	27-6-2	56
12/30	Buffalo	W 5-2	28-6-2	58
12/31	@ Carolina	L 2-4	28-7-2	58
1/2	@ Columbus	L 4-5**	28-7-3	59
1/5	@ Boston	W 3-2	29-7-3	61
1/7	@ NY Islanders	W 4-1	30-7-3	63
1/9	@ NY Rangers	W 4-3*	31-7-3	65
1/10	Ottawa	W 7-1	32-7-3	67
1/14	Vancouver	W 4-1	33-7-3	69
1/16	@ Buffalo	L 1-4	33-8-3	69
1/17	NY Rangers	W 5-2	34-8-3	71
1/19	@ Columbus	W 6-3	35-8-3	73
1/27	Philadelphia	L 3-4*	35-8-4	74
2/2	Florida	L 2-5	35-9-4	74
2/4	NY Islanders	W 3-2	36-9-4	76
2/6	@ New Jersey	W 3-2**	37-9-4	78
2/7	Philadelphia	W 3-2	38-9-4	80
2/9	@ Nashville	W 5-3	39-9-4	82
2/11	@ Minnesota	W 4-3	40-9-4	84
2/13	@ Dallas	L 3-4	40-10-4	84
2/16	Los Angeles	W 3-1	41-10-4	86
2/18	@ NY Islanders	W 3-2*	42-10-4	88
2/20	New Jersey	W 4-3	43-10-4	90
2/22	Arizona	W 3-2	44-10-4	92
2/24	Montreal	L 3-4	44-11-4	92
2/26	Minnesota	W 3-2	45-11-4	94
2/28	@ Chicago	L 2-3	45-12-4	94
3/1 •	Pittsburgh	W 3-2	46-12-4	96
3/2	Toronto	W 3-2	47-12-4	98
3/4	NY Rangers	L 2-3	47-13-4	98
3/5	@ Boston	W 2-1*	48-13-4	100
3/7	@ Anaheim	W 2-1**	49-13-4	102
3/9	@ Los Angeles	L 3-4*	49-13-5	103
3/12	@ San Jose	L 2-5	49-14-5	103
3/15	Carolina	W 2-1*	50-14-5	105
3/18	Nashville	W 4-1	51-14-5	107
3/20	@ Pittsburgh	L 2-6	51-15-5	107
3/22	@ Ottawa	W 4-2	52-15-5	109
3/25	@ New Jersey	W 1-0*	53-15-5	111
3/26	St. Louis	L 0-4	53-16-5	111
3/28	Columbus	W 4-1	54-16-5	113
3/30	@ Philadelphia	L 1-2**	54-16-6	114
4/1	@ Colorado	W 4-2	55-16-6	116
4/2	@ Arizona	L 0-3	55-17-6	116
4/5	NY Islanders	L 3-4*	55-17-7	117
4/7	Pittsburgh	L 3-4*	55-17-8	118
4/9	@ St. Louis	W 5-1	56-17-8	120
4/10 • •	Anaheim	L 0-2	56-18-8	120

• Postponed from Jan. 24 due to blizzard

• • Postponed from Jan. 22 due to blizzard

\* Denotes overtime game

\*\* Denotes shootout

## 2014-15

	W	L	OT	PTS
Home	23	13	5	51
Away	22	13	6	50
1st Half	22	11	8	52
2nd Half	23	15	3	49
October	4	3	2	10
November	6	6	2	14
December	8	2	3	19
January	7	3	3	17
February	8	6	0	16
March	9	5	0	18
April	3	1	1	7

Head Coach: Barry Trotz



**BRADEN HOLTBY**

Player	GP	G	A	PTS	PIM	+/-	PPG	SH	GW
Alex Ovechkin	81	53	28	81	58	+10	25	0	11
Nicklas Backstrom	82	18	60	78	40	+5	3	0	3
John Carlson	82	12	43	55	28	+11	3	1	3
Marcus Johansson	82	20	27	47	10	+6	3	0	1
Mike Green	72	10	35	45	34	+15	1	0	2
Troy Brouwer	82	21	22	43	53	+11	8	2	3
Evgeny Kuznetsov*	80	11	26	37	24	+10	4	0	1
Joel Ward	82	19	15	34	30	-4	6	0	4
Eric Fehr	75	19	14	33	20	+8	1	1	4
Matt Niskanen	82	4	27	31	47	+7	2	0	0
Andre Burakovsky*	53	9	13	22	10	+12	2	0	2
Karl Alzner	82	5	16	21	20	+14	0	0	0
Jay Beagle	62	10	10	20	20	+6	0	0	2
Brooks Laich	66	7	13	20	24	-2	0	0	2
Jason Chimera	77	7	12	19	51	-1	0	0	2
Brooks Orpik	78	0	19	19	66	+5	0	0	0
Tom Wilson	67	4	13	17	172	-1	0	0	0
Curtis Glencross	18	4	3	7	6	-1	2	0	0
Michael Latta*	53	0	6	6	68	+4	0	0	0
Jack Hillen	35	0	5	5	10	+1	0	0	0
Nate Schmidt	39	1	3	4	10	-2	0	0	0
Liam O'Brien*	13	1	1	2	23	+4	0	0	0
Tim Gleason	17	0	2	2	11	+5	0	0	0
Chris Brown*	5	1	0	1	2	+1	0	0	0
Stanislav Galiev*	2	1	0	1	0	+1	0	0	0
Cameron Schilling*	4	0	0	0	4	+1	0	0	0
Aaron Volpatti	2	0	0	0	0	0	0	0	0
Chris Conner	2	0	0	0	4	+1	0	0	0
Steven Oleksy	1	0	0	0	0	-1	0	0	0
Goaltender	GP	MIN	GA	SO	SV%	GAA	W-L-OT		
Braden Holtby	63	3,680	127	9	.922	2.07	42-13-6		
Philipp Grubauer	24	1,265	43	3	.926	2.04	13-6-2		

\* Indicates rookie

## 45-26-11, 101 points

Date	Opponent	Result	Record	Pts
10/9	Montreal	O 1-2**	0-0-1	1
10/11	@ Boston	W 4-0	1-0-1	3
10/14	San Jose	O 5-6**	1-0-2	4
10/16	New Jersey	W 6-2	2-0-2	6
10/18	Florida	W 2-1**	3-0-2	8
10/22	@ Edmonton	L 2-3	3-1-2	8
10/25	@ Calgary	W 3-1	4-1-2	10
10/26	@ Vancouver	L 2-4	4-2-2	10
10/29	Detroit	L 2-4	4-3-2	10
11/1	@ Tampa Bay	L 3-4	4-4-2	10
11/2	Arizona	L 5-6	4-5-2	10
11/4	Calgary	O 3-4*	4-5-3	11
11/7	@ Chicago	W 3-2	5-5-3	13
11/8	Carolina	W 4-3*	6-5-3	15
11/11	Columbus	W 4-2	7-5-3	17
11/14	New Jersey	L 0-1	7-6-3	17
11/15	@ St. Louis	L 1-4	7-7-3	17
11/18	@ Arizona	W 2-1*	8-7-3	19
11/20	@ Colorado	W 3-2	9-7-3	21
11/22	Buffalo	L 1-2	9-8-3	21
11/26	at NY Islanders	O 2-3*	9-8-4	22
11/28	NY Islanders	W 5-2	10-8-4	24
11/29	@ Toronto	L 2-6	10-9-4	24
12/2	Vancouver	L 3-4	10-10-4	24
12/4	@ Carolina	W 2-1	11-10-4	26
12/6	@ New Jersey	W 4-1	12-10-4	28
12/9	@ Tampa Bay	W 5-3	13-10-4	30
12/11	Columbus	O 2-3*	13-10-5	31
12/13	Tampa Bay	W 4-2	14-10-5	33
12/16	@ Florida	O 1-2**	14-10-6	34
12/18	@ Columbus	W 5-4*	15-10-6	36
12/20	@ New Jersey	W 4-0	16-10-6	38
12/22	Ottawa	W 2-1	17-10-6	40
12/23	@ NY Rangers	L 2-4	17-11-6	40
12/27	@ Pittsburgh	W 3-0	18-11-6	42
12/29	@ NY Islanders	O 3-4*	18-11-7	43
1/1	Chicago	W 3-2	19-11-7	45
1/4	Florida	W 4-3	20-11-7	47
1/7	@ Toronto	W 6-2	21-11-7	49
1/8	@ Philadelphia	O 2-3*	21-11-8	50
1/10	Detroit	W 3-1	22-11-8	52
1/12	Colorado	W 2-1	23-11-8	54
1/14	Philadelphia	W 1-0	24-11-8	56
1/16	@ Nashville	L 3-4	24-12-8	56
1/17	@ Dallas	L 4-5	24-13-8	56
1/20	Edmonton	O 4-5**	24-13-9	57
1/27	@ Columbus	L 3-4	24-14-9	57
1/28	Pittsburgh	W 4-0	25-14-9	59
1/31	@ Montreal	O 0-1*	25-14-10	60
2/1	St. Louis	L 3-4	25-15-10	60
2/3	Los Angeles	W 4-0	26-15-10	62
2/5	@ Ottawa	W 2-1	27-15-10	64
2/6	Anaheim	W 3-2**	28-15-10	66
2/8	Philadelphia	L 1-3	28-16-10	66
2/11	@ San Jose	W 5-4*	29-16-10	68
2/14	@ Los Angeles	L 1-3	29-17-10	68
2/15	@ Anaheim	W 5-3	30-17-10	70
2/17	@ Pittsburgh	W 3-1	31-17-10	72
2/19	Winnipeg	W 5-1	32-17-10	74
2/21	NY Islanders	W 3-2**	33-17-10	76
2/22	@ Philadelphia	L 2-3	33-18-10	76
2/25	Pittsburgh	L 3-4	33-19-10	76
2/27	@ Carolina	L 0-3	33-20-10	76
3/1	Toronto	W 4-0	34-20-10	78
3/3	@ Columbus	W 5-3	35-20-10	80
3/5	Minnesota	L 1-2	35-21-10	80
3/7	Buffalo	W 6-1	36-21-10	82
3/11	NY Rangers	L 1-3	36-22-10	82
3/13	Dallas	L 2-4	36-23-10	82
3/15	Boston	W 2-0	37-23-10	84
3/16	@ Buffalo	W 4-3**	38-23-10	86
3/19	@ Minnesota	W 3-2	39-23-10	88
3/21	@ Winnipeg	L 0-3	39-24-10	88
3/26	New Jersey	W 3-2*	40-24-10	90
3/28	Nashville	L 3-4	40-25-10	90
3/29	@ NY Rangers	W 5-2	41-25-10	92
3/31	Carolina	W 4-2	42-25-10	94
4/2	@ Montreal	W 5-4**	43-25-10	96
4/4	@ Ottawa	O 3-4*	43-25-11	97
4/5	@ Detroit	W 2-1	44-25-11	99
4/8	Boston	W 3-0	45-25-11	101
4/11	NY Rangers	L 2-4	45-26-11	101

\*\* Denotes overtime game

\*\* Denotes shootout

## 2013-14

	W	L	OT	PTS
Home	21	13	7	49
Away	17	17	7	41
1st Half	20	15	6	46
2nd Half	18	15	8	44
October	5	7	0	10
November	9	4	2	20
December	6	4	3	15
January	4	7	4	12
February	4	1	0	8
March	6	5	4	16
April	4	2	1	9

Head Coach: Adam Oates



JOEL WARD

## 38-30-14, 90 points

Player	GP	G	A	PTS	PIM	+/-	PPG	SH	GW
Alex Ovechkin	78	51	28	79	48	-35	24	0	10
Nicklas Backstrom	82	18	61	79	54	-20	6	1	1
Joel Ward	82	24	25	49	32	+7	6	2	4
Marcus Johansson	80	8	36	44	4	-21	6	0	1
Troy Brouwer	82	25	18	43	92	-6	12	0	3
Jason Chimera	82	15	27	42	36	+4	1	0	0
Mike Green	70	9	29	38	64	-16	3	0	2
John Carlson	82	10	27	37	22	-3	5	0	0
Mikhail Grabovski	58	13	22	35	26	+6	3	0	1
Eric Fehr	73	13	18	31	32	0	0	0	2
Martin Erat	53	1	23	24	22	+1	0	0	0
Karl Alzner	82	2	16	18	26	-7	0	0	1
Brooks Laich	51	8	7	15	16	-7	1	1	1
Dmitry Orlov	54	3	8	11	19	-1	0	0	0
Tom Wilson*	82	3	7	10	151	+1	1	0	0
Steve Oleksy	33	2	8	10	53	+7	0	0	1
Jay Beagle	62	4	5	9	28	-9	0	0	0
Evgeny Kuznetsov*	17	3	6	9	6	-2	0	1	0
Nate Schmidt*	29	2	4	6	6	+4	0	0	0
Connor Carrick*	34	1	5	6	23	-9	0	0	0
John Erskine	37	1	3	4	56	-5	0	0	0
Michael Latta*	17	1	3	4	12	0	0	0	0
Casey Wellman	13	2	1	3	0	+3	0	0	0
Dustin Penner	18	1	2	3	2	+3	0	0	0
Patrick Wey*	9	0	3	3	5	0	0	0	0
Aaron Volpatti	41	2	0	2	49	-3	0	0	0
Alexander Urbom*	20	1	1	2	19	+1	0	0	0
Julien Brouillette	10	1	1	2	0	+3	0	0	1
Chris Brown*	6	1	1	2	0	0	0	0	0
Tyson Strachan	18	0	2	2	28	-2	0	0	0
Jack Hillen	13	0	1	1	4	-4	0	0	0
Ryan Stoa	3	0	0	0	0	-1	0	0	0
Nicolas Deschamps*	3	0	0	0	0	-1	0	0	0
Cameron Schilling*	1	0	0	0	0	-2	0	0	0
Peter LeBlanc*	1	0	0	0	0	0	0	0	0
Goaltender	GP	MIN	GA	SO	SV%	GAA	W-L-OT		
Braden Holtby	48	2,656	126	4	.915	2.85	23-15-4		
Philipp Grubauer*	17	883	35	0	.925	2.38	6-5-5		
Michal Neuvirth	13	767	36	0	.914	2.82	4-6-2		
Jaroslav Halak	12	701	27	1	.930	2.31	5-4-3		

\* Indicates rookie

Date	Opponent	Result	Record	Pts
10/1	@ Chicago	L 4-6	0-1-0	0
10/3	Calgary	W 5-4**	1-1-0	2
10/5	@ Dallas	L 1-2	1-2-0	2
10/10	Carolina	L 2-3	1-3-0	2
10/12	Colorado	L 1-5	1-4-0	2
10/14	Edmonton	W 4-2	2-4-0	4
10/16	NY Rangers	L 0-2	2-5-0	4
10/19	Columbus	W 4-1	3-5-0	6
10/22	@ Winnipeg	W 5-4**	4-5-0	8
10/24	@ Edmonton	W 4-1	5-5-0	10
10/26	@ Calgary	L 2-5	5-6-0	10
10/28	@ Vancouver	L 2-3	5-7-0	10
11/1	@ Philadelphia	W 7-0	6-7-0	12
11/2	Florida	W 3-2**	7-7-0	14
11/5	NY Islanders	W 6-2	8-7-0	16
11/7	Minnesota	W 3-2**	9-7-0	18
11/9	@ Phoenix	O 3-4**	9-7-1	19
11/10	@ Colorado	L 1-4	9-8-1	19
11/12	Columbus	W 4-3*	10-8-1	21
11/15	@ Detroit	W 4-3**	11-8-1	23
11/17	St. Louis	W 4-1	12-8-1	25
11/20	Pittsburgh	L 0-4	12-9-1	25
11/22	Montreal	L 2-3	12-10-1	25
11/23	@ Toronto	O 1-2**	12-10-2	26
11/27	Ottawa	L 4-6	12-11-2	26
11/29	Montreal	W 3-2**	13-11-2	28
11/30	@ NY Islanders	W 3-2*	14-11-2	30
12/3	Carolina	L 1-4	14-12-2	30
12/7	Nashville	W 5-2	15-12-2	32
12/8	@ NY Rangers	W 4-1	16-12-2	34
12/10	Tampa Bay	W 6-5**	17-12-2	36
12/13	@ Florida	O 2-3**	17-12-3	37
12/15	Philadelphia	W 5-4**	18-12-3	39
12/17	@ Philadelphia	L 2-5	18-13-3	39
12/20	@ Carolina	W 4-2	19-13-3	41
12/21	New Jersey	O 4-5*	19-13-4	42
12/23	Anaheim	L 2-3	19-14-4	42
12/27	NY Rangers	W 3-2	20-14-4	44
12/29	@ Buffalo	O 1-2**	20-14-5	45
12/30	@ Ottawa	L 1-3	20-15-5	45
1/2	Carolina	O 3-4*	20-15-6	46
1/4	@ Minnesota	L 3-5	20-16-6	46
1/9	@ Tampa Bay	W 4-3	21-16-6	48
1/10	Toronto	W 3-2	22-16-6	50
1/12	Buffalo	O 1-2**	22-16-7	51
1/14	San Jose	O 1-2**	22-16-8	52
1/15	@ Pittsburgh	L 3-4	22-17-8	52
1/17	@ Columbus	L 1-5	22-18-8	52
1/19	@ NY Rangers	L 1-4	22-19-8	52
1/21	Ottawa	L 0-2	22-20-8	52
1/24	@ New Jersey	L 1-2	22-21-8	52
1/25	@ Montreal	W 5-0	23-21-8	54
1/28	@ Buffalo	W 5-4*	24-21-8	56
1/30	@ Columbus	L 2-5	24-22-8	56
1/31	@ Detroit	O 3-4**	24-22-9	57
2/2	Detroit	W 6-5*	25-22-9	59
2/4	NY Islanders	L 0-1	25-23-9	59
2/6	Winnipeg	W 4-2	26-23-9	61
2/8	New Jersey	W 3-0	27-23-9	63
2/27	@ Florida	W 5-4	28-23-9	65
3/1	@ Boston	W 4-2	29-23-9	67
3/2	Philadelphia	O 4-5*	29-23-10	68
3/5	@ Philadelphia	L 4-6	29-24-10	68
3/6	@ Boston	L 0-3	29-25-10	68
3/8	Phoenix	W 3-2	30-25-10	70
3/10	Pittsburgh	L 2-3	30-26-10	70
3/11	@ Pittsburgh	L 0-2	30-27-10	70
3/14	Vancouver	W 4-3	31-27-10	72
3/16	Toronto	W 4-2	32-27-10	74
3/18	@ Anaheim	W 3-2	33-27-10	76
3/20	@ Los Angeles	O 1-2**	33-27-11	77
3/22	@ San Jose	W 3-2**	34-27-11	79
3/25	Los Angeles	O 4-5**	34-27-12	80
3/29	Boston	L 2-4	34-28-12	80
3/30	@ Nashville	O 3-4**	34-28-13	81
4/1	Dallas	L 0-5	34-29-13	81
4/4	@ New Jersey	L 1-2	34-30-13	81
4/5	@ NY Islanders	W 4-3**	35-30-13	83
4/8	@ St. Louis	W 4-1	36-30-13	85
4/10	@ Carolina	W 5-2	37-30-13	87
4/11	Chicago	W 4-0	38-30-13	89
4/13	Tampa Bay	O 0-1**	38-30-14	90

\* Denotes overtime game

\*\* Denotes shootout

## 2012-13

	W	L	OT	PTS
Home	15	8	1	31
Away	12	10	2	26
1st Half	10	13	1	21
2nd Half	17	5	2	36
January	1	5	1	3
February	6	6	0	12
March	9	6	1	19
April	11	1	1	23

Head Coach: Adam Oates



**NICKLAS BACKSTROM**

Player	GP	G	A	PTS	PIM	+/-	PPG	SH	GW
Alex Ovechkin	48	32	24	56	36	+2	16	0	4
Mike Ribeiro	48	13	36	49	53	-4	6	0	1
Nicklas Backstrom	48	8	40	48	20	+8	3	0	1
Troy Brouwer	47	19	14	33	28	-5	7	1	5
Mike Green	35	12	14	26	20	-3	4	0	2
John Carlson	48	6	16	22	18	+11	0	0	0
Marcus Johansson	34	6	16	22	4	+3	4	3	1
Joel Ward	39	8	12	20	12	+7	1	1	1
Eric Fehr	41	9	8	17	10	+14	2	1	2
Mathieu Perreault	39	6	11	17	20	+7	2	0	1
Jason Chimera	47	3	11	14	48	-5	0	0	0
Wojtek Wolski	27	4	5	9	6	+1	0	0	2
Jack Hillen	23	3	6	9	14	+9	0	0	1
Steve Oleksy	28	1	8	9	33	+9	0	0	0
Matt Hendricks	48	5	3	8	73	-6	0	0	1
Jay Beagle	48	2	6	8	14	-1	0	0	1
Tomas Kundratak*	25	1	6	7	8	-5	0	0	0
John Erskine	30	3	3	6	34	+10	0	0	0
Karl Alzner	48	1	4	5	14	-6	0	0	0
Brooks Laich	9	1	3	4	6	+2	0	0	0
Martin Erat	9	1	2	3	4	0	0	0	1
Jeff Schultz	26	0	3	3	12	-6	0	0	0
Joey Crabb	26	2	0	2	8	-1	0	0	0
Tom Poti	16	0	2	2	2	-2	0	0	0
Aaron Volpatti	17	0	1	1	7	-2	0	0	0
Dmitry Orlov	5	0	1	1	0	+5	0	0	0
Roman Hamrlik	4	0	1	1	2	-1	0	0	0
Cameron Schilling*	1	0	0	0	0	-1	0	0	0
Goaltender	GP	MIN	GA	SO	SV%	GAA	W-L-OT		
Braden Holtby	36	2,089	90	4	0	2.58	23-12-1		
Michal Neuvirth	12	723	33	0	0	2.74	4-5-2		
Philipp Grubauer*	2	84	5	0	0	3.57	0-1-0		

\* Indicates rookie

## 27-18-3, 57 points

Date	Opponent	Result	Record	Pts
1/19	@ Tampa Bay	L 3-6	0-1-0	0
1/22	Winnipeg	L 2-4	0-2-0	0
1/24	Montreal	L 1-4	0-3-0	0
1/25	@ New Jersey	OT 2-3*	0-3-1	1
1/27	Buffalo	W 3-2	1-3-1	3
1/29	@ Ottawa	L 2-3	1-4-1	3
1/31	@ Toronto	L 2-3	1-5-1	3
2/1	Philadelphia	W 3-2	2-5-1	5
2/3	Pittsburgh	L 3-6	2-6-1	5
2/5	Toronto	L 2-3	2-7-1	5
2/7	@ Pittsburgh	L 2-5	2-8-1	5
2/9	Florida	W 5-0	3-8-1	7
2/12	@ Florida	W 6-5*	4-8-1	9
2/14	@ Tampa Bay	W 4-3	5-8-1	11
2/17	@ NY Rangers	L 1-2	5-9-1	11
2/21	New Jersey	L 2-3	5-10-1	11
2/23	New Jersey	W 5-1	6-10-1	13
2/26	Carolina	W 3-0	7-10-1	15
2/27	@ Philadelphia	L 1-4	7-11-1	15
3/2	@ Winnipeg	W 3-0	8-11-1	17
3/5	Boston	W 4-3*	9-11-1	19
3/7	Florida	W 7-1	10-11-1	21
3/9	@ NY Islanders	L 2-5	10-12-1	21
3/10	NY Rangers	L 1-4	10-13-1	21
3/12	Carolina	L 0-4	10-14-1	21
3/14	@ Carolina	W 3-2	11-14-1	23
3/16	@ Boston	L 1-4	11-15-1	23
3/17	Buffalo	W 5-3	12-15-1	25
3/19	@ Pittsburgh	L 1-2	12-16-1	25
3/21	@ Winnipeg	W 4-0	13-16-1	27
3/22	@ Winnipeg	W 6-1	14-16-1	29
3/24	@ NY Rangers	W 3-2**	15-16-1	31
3/26	NY Islanders	L 2-3	15-17-1	31
3/30	@ Buffalo	W 4-3**	16-17-1	33
3/31	@ Philadelphia	OT 4-5*	16-17-2	34
4/2	@ Carolina	W 5-3	17-17-2	36
4/4	NY Islanders	W 2-1**	18-17-2	38
4/6	@ Florida	W 4-3	19-17-2	40
4/7	Tampa Bay	W 4-2	20-17-2	42
4/9	@ Montreal	W 3-2	21-17-2	44
4/11	Carolina	W 3-1	22-17-2	46
4/13	Tampa Bay	W 6-5*	23-17-2	48
4/16	Toronto	W 5-1	24-17-2	50
4/18	@ Ottawa	L 1-3	24-18-2	50
4/20	@ Montreal	W 5-1	25-18-2	52
4/23	Winnipeg	W 5-3	26-18-2	54
4/25	Ottawa	OT 1-2*	26-18-3	55
4/27	Boston	W 3-2*	27-18-3	57

\*\* Denotes overtime game

\*\* Denotes shootout

## 2011-12

## 42-32-8, 92 points

	W	L	OT	PTS
Home	26	11	4	56
Away	16	21	4	36
1st Half	22	17	2	46
2nd Half	20	15	6	46
October	7	2	0	14
November	5	8	1	11
December	8	5	1	17
January	6	4	2	14
February	6	7	1	13
March	8	5	3	19
April	2	1	0	4



**ALEX OVECHKIN**

**Head Coach: Bruce Boudreau: 12-9-1**  
**Dale Hunter (Nov. 28): 30-23-7**

Player	GP	G	A	PTS	PIM	+/-	PPG	SH	GW
Alex Ovechkin	78	51	28	79	48	-35	24	0	10
Nicklas Backstrom	82	18	61	79	54	-20	6	1	1
Joel Ward	82	24	25	49	32	+7	6	2	4
Marcus Johansson	80	8	36	44	4	-21	6	0	1
Troy Brouwer	82	25	18	43	92	-6	12	0	3
Jason Chimera	82	15	27	42	36	+4	1	0	0
Mike Green	70	9	29	38	64	-16	3	0	2
John Carlson	82	10	27	37	22	-3	5	0	0
Mikhail Grabovski	58	13	22	35	26	+6	3	0	1
Eric Fehr	73	13	18	31	32	0	0	0	2
Martin Erat	53	1	23	24	22	+1	0	0	0
Karl Alzner	82	2	16	18	26	-7	0	0	1
Brooks Laich	51	8	7	15	16	-7	1	1	1
Dmitry Orlov	54	3	8	11	19	-1	0	0	0
Tom Wilson*	82	3	7	10	151	+1	1	0	0
Steve Oleksy	33	2	8	10	53	+7	0	0	1
Jay Beagle	62	4	5	9	28	-9	0	0	0
Evgeny Kuznetsov*	17	3	6	9	6	-2	0	1	0
Nate Schmidt*	29	2	4	6	6	+4	0	0	0
Connor Carrick*	34	1	5	6	23	-9	0	0	0
John Erskine	37	1	3	4	56	-5	0	0	0
Michael Latta*	17	1	3	4	12	0	0	0	0
Casey Wellman	13	2	1	3	0	+3	0	0	0
Dustin Penner	18	1	2	3	2	+3	0	0	0
Patrick Wey*	9	0	3	3	5	0	0	0	0
Aaron Volpatti	41	2	0	2	49	-3	0	0	0
Alexander Urbom*	20	1	1	2	19	+1	0	0	0
Julien Brouillette	10	1	1	2	0	+3	0	0	1
Chris Brown*	6	1	1	2	0	0	0	0	0
Tyson Strachan	18	0	2	2	28	-2	0	0	0
Jack Hillen	13	0	1	1	4	-4	0	0	0
Ryan Stoa	3	0	0	0	0	-1	0	0	0
Nicolas Deschamps*	3	0	0	0	0	-1	0	0	0
Cameron Schilling*	1	0	0	0	0	-2	0	0	0
Peter LeBlanc*	1	0	0	0	0	0	0	0	0
Goaltender	GP	MIN	GA	SO	SV%	GAA	W-L-OT		
Braden Holtby	48	2,656	126	4	.915	2.85	23-15-4		
Philipp Grubauer*	17	883	35	0	.925	2.38	6-5-5		
Michel Neuvirth	13	767	36	0	.914	2.82	4-6-2		
Jaroslav Halak	12	701	27	1	.930	2.31	5-4-3		

\* Indicates rookie

Date	Opponent	Result	Record	Pts
10/8	Carolina	W 4-3*	1-0-0	2
10/10	Tampa Bay	W 6-5**	2-0-0	4
10/13	@ Pittsburgh	W 3-2*	3-0-0	6
10/15	Ottawa	W 2-1	4-0-0	8
10/18	Florida	W 3-0	5-0-0	10
10/20	@ Philadelphia	W 5-2	6-0-0	12
10/22	Detroit	W 7-1	7-0-0	14
10/27	@ Edmonton	L 1-2	7-1-0	14
10/29	@ Vancouver	L 4-7	7-2-0	14
11/1	Anaheim	W 5-4*	8-2-0	16
11/4	@ Carolina	W 5-1	9-2-0	18
11/5	@ NY Islanders	L 3-5	9-3-0	18
11/8	Dallas	L 2-5	9-4-0	18
11/11	@ New Jersey	W 3-1	10-4-0	20
11/12	New Jersey	OT 2-3**	10-4-1	21
11/15	@ Nashville	L 1-3	10-5-1	21
11/17	@ Winnipeg	L 1-4	10-6-1	21
11/19	@ Toronto	L 1-7	10-7-1	21
11/21	Phoenix	W 4-3	11-7-1	23
11/23	Winnipeg	W 4-3*	12-7-1	25
11/25	NY Rangers	L 3-6	12-8-1	25
11/26	@ Buffalo	L 1-5	12-9-1	25
11/29	St. Louis	L 1-2	12-10-1	25
12/1	Pittsburgh	L 1-2	12-11-1	25
12/3	Ottawa	W 3-2*	13-11-1	27
12/5	@ Florida	L 4-5	13-12-1	27
12/7	@ Ottawa	W 5-3	14-12-1	29
12/9	Toronto	W 4-2	15-12-1	31
12/13	Philadelphia	L 1-5	15-13-1	31
12/15	@ Winnipeg	W 1-0	16-13-1	33
12/17	@ Colorado	L 1-2	16-14-1	33
12/20	Nashville	W 4-1	17-14-1	35
12/23	@ New Jersey	OT 4-3**	17-14-2	36
12/26	@ Buffalo	L 4-2	17-15-2	36
12/28	NY Rangers	W 4-1	18-15-2	38
12/30	Buffalo	W 3-1	19-15-2	40
12/31	@ Columbus	W 4-2	20-15-2	42
1/3	Calgary	W 3-1	21-15-2	44
1/7	@ San Jose	L 2-5	21-16-2	44
1/9	@ Los Angeles	L 2-5	21-17-2	44
1/11	Pittsburgh	W 1-0	22-17-2	46
1/13	Tampa Bay	W 4-3	23-17-2	48
1/15	Carolina	W 2-1	24-17-2	50
1/17	NY Islanders	L 0-3	24-18-2	50
1/18	@ Montreal	W 3-0	25-18-2	52
1/20	@ Carolina	L 0-3	25-19-2	52
1/22	@ Pittsburgh	OT 3-4*	25-19-3	53
1/24	Boston	W 5-3	26-19-3	55
1/31	@ Tampa Bay	OT 3-4*	26-19-4	56
2/1	@ Florida	L 2-4	26-20-4	56
2/4	@ Montreal	W 3-0	27-20-4	58
2/5	Boston	L 1-4	27-21-4	58
2/7	Florida	W 4-0	28-21-4	60
2/9	Winnipeg	OT 2-3**	28-21-5	61
2/12	@ NY Islanders	L 2-3	28-22-5	61
2/13	San Jose	L 3-5	28-23-5	61
2/17	@ Florida	W 2-1	29-23-5	63
2/18	@ Tampa Bay	L 1-2	29-24-5	63
2/20	@ Carolina	L 0-5	29-25-5	63
2/22	@ Ottawa	L 2-5	29-26-5	63
2/24	Montreal	W 4-1	30-26-5	65
2/25	@ Toronto	W 4-2	31-26-5	67
2/28	NY Islanders	W 3-2*	32-26-5	69
3/2	New Jersey	L 0-5	32-27-5	69
3/4	Philadelphia	L 0-1	32-28-5	69
3/6	Carolina	OT 3-4*	32-28-6	70
3/8	Tampa Bay	W 3-2*	33-28-6	72
3/10	@ Boston	W 4-3	34-28-6	74
3/11	Toronto	W 2-0	35-28-6	76
3/13	@ NY Islanders	W 5-4**	36-28-6	78
3/16	@ Winnipeg	L 2-3	36-29-6	78
3/18	@ Chicago	L 2-5	36-30-6	78
3/19	@ Detroit	W 5-3	37-30-6	80
3/22	@ Philadelphia	OT 1-2**	37-30-7	81
3/23	Winnipeg	OT 3-4*	37-30-8	82
3/25	Minnesota	W 3-0	38-30-8	84
3/27	Buffalo	L 1-5	38-31-8	84
3/29	@ Boston	W 3-2**	39-31-8	86
3/31	Montreal	W 3-2**	40-31-8	88
4/2	@ Tampa Bay	L 2-4	40-32-8	88
4/5	Florida	W 4-2	41-32-8	90
4/7	@ NY Rangers	W 4-1	42-32-8	92

\* Denotes overtime game

\*\* Denotes shootout

**2010-11**
**48-23-11, 107 points**

	W	L	OT	PTS
Home	25	8	8	58
Away	23	15	3	49
1st Half	23	12	6	52
2nd Half	25	11	5	55
October	7	4	0	14
November	10	2	2	22
December	5	6	3	13
January	5	3	4	14
February	6	5	1	13
March	12	2	1	25
April	3	1	0	6

**Head Coach: Bruce Boudreau**

**MICHAL NEUVIRTH**

Player	GP	G	A	PTS	PIM	+/-	PPG	SH	GW
Alex Ovechkin	79	32	53	85	41	24	7	0	11
Nicklas Backstrom	77	18	47	65	40	24	4	1	2
Alexander Semin	65	28	26	54	71	22	6	1	4
Brooks Laich	82	16	32	48	46	14	4	1	3
Mike Knuble	79	24	16	40	36	10	7	1	1
Dennis Wideman	75	10	30	40	39	-19	9	0	1
Washington	14	1	6	7	6	7	1	0	0
*John Carlson	82	7	30	37	44	21	1	0	3
Jason Arnott	73	17	14	31	40	-6	4	0	1
Washington	11	4	3	7	8	3	2	0	1
*Marcus Johansson	69	13	14	27	10	2	2	1	2
Jason Chimera	81	10	16	26	64	-10	2	0	1
Matt Hendricks	77	9	16	25	110	-2	1	0	3
Mike Green	49	8	16	24	48	6	5	0	1
Eric Fehr	52	10	10	20	16	E	3	0	1
Marco Sturm	35	5	11	16	23	6	1	0	1
Washington	18	1	6	7	6	E	0	0	1
*Mathieu Perreault	35	7	7	14	20	-3	1	0	1
Karl Alzner	82	2	10	12	24	14	0	0	0
John Erskine	73	4	7	11	94	1	0	0	1
Matt Bradley	61	4	7	11	68	-3	0	0	0
Scott Hannan	78	1	10	11	34	4	0	0	0
Washington	55	1	4	5	28	3	0	0	0
Jeff Schultz	72	1	9	10	12	6	0	0	1
Boyd Gordon	60	3	6	9	16	-5	0	1	1
Tom Poti	21	2	5	7	8	-4	0	0	0
Tyler Sloan	33	1	5	6	14	-6	0	0	0
*Jay Beagle	31	2	1	3	8	-2	0	0	2
*Andrew Gordon	9	1	1	2	0	-2	0	0	0
D.J. King	16	0	2	2	30	-3	0	0	0
Sean Collins	4	1	0	1	0	2	0	0	1
Brian Fahey	7	0	1	1	2	-1	0	0	0
Brian Willisie	1	0	1	1	0	E	0	0	0
Keith Aucoin	1	0	0	0	0	E	0	0	0
<b>Goaltender</b>	<b>GP</b>	<b>MIN</b>	<b>GA</b>	<b>SO</b>	<b>SV%</b>	<b>GAA</b>	<b>W-L-OT</b>		
*Michal Neuvirth	48	2,689	110	4	0	2.45	27-12-4		
Semyon Varlamov	27	1,560	58	2	1	2.23	11-9-5		
*Braden Holtby	14	736	22	2	0	1.79	10-2-2		

\* Indicates rookie

Date	Opponent	Result	Record	Pts
10/8	@Atlanta	L 2-4	0-1-0	0
10/9	New Jersey	W 7-2	1-1-0	2
10/11	Ottawa	W 3-2*	2-1-0	4
10/13	NY Islanders	W 2-1	3-1-0	6
10/16	@Nashville	W 3-2*	4-1-0	8
10/19	Boston	L 1-3	4-2-0	8
10/21	@Boston	L 1-4	4-3-0	8
10/23	Atlanta	W 4-3*	5-3-0	10
10/27	@Carolina	W 3-0	6-3-0	12
10/28	@Minnesota	L 1-2	6-4-0	12
10/30	@Calgary	W 7-2	7-4-0	14
11/3	Toronto	W 5-4**	8-4-0	16
11/5	Boston	W 5-3	9-4-0	18
11/7	Philadelphia	W 3-2*	10-4-0	20
11/9	@NY Rangers	W 5-3	11-4-0	22
11/11	Tampa Bay	W 6-3	12-4-0	24
11/13	@Buffalo	OT 2-3*	12-4-1	25
11/14	Atlanta	W 6-4	13-4-1	27
11/17	Buffalo	W 4-2	14-4-1	29
11/19	@Atlanta	L 0-5	14-5-1	29
11/20	Philadelphia	OT 4-5**	14-5-2	30
11/22	@New Jersey	L 0-5	14-6-2	30
11/24	@Carolina	W 3-2	15-6-2	32
11/26	Tampa Bay	W 6-0	16-6-2	34
11/28	Carolina	W 3-2**	17-6-2	36
12/1	@St. Louis	W 4-1	18-6-2	38
12/2	@Dallas	L 1-2	18-7-2	38
12/4	Atlanta	L 1-3	18-8-2	38
12/6	Toronto	OT 4-5**	18-8-3	39
12/9	Florida	L 0-3	18-9-3	39
12/11	Colorado	L 2-3	18-10-3	39
12/12	@NY Rangers	L 0-7	18-11-3	39
12/15	Anaheim	OT 1-2*	18-11-4	40
12/18	@Boston	L 2-3	18-12-4	40
12/19	@Ottawa	W 3-2	19-12-4	42
12/21	New Jersey	W 5-1	20-12-4	44
12/23	Pittsburgh	OT 2-3**	20-12-5	45
12/26	@Carolina	W 3-2	21-12-5	47
12/28	Montreal	W 3-0	22-12-5	49
1/1	@Pittsburgh <sup>A</sup>	W 3-1	23-12-5	51
1/4	Tampa Bay	OT 0-1*	23-12-6	52
1/8	Florida	W 3-2	24-12-6	54
1/11	@Florida	OT 3-4*	24-12-7	55
1/12	@Tampa Bay	L 0-3	24-13-7	55
1/14	Vancouver	L 2-4	24-14-7	55
1/16	Ottawa	W 3-1	25-14-7	57
1/18	@Philadelphia	OT 2-3*	25-14-8	58
1/20	@NY Islanders	W 2-1	26-14-8	60
1/22	@Toronto	W 4-1	27-14-8	62
1/24	NY Rangers	OT 1-2**	27-14-9	63
1/26	@Atlanta	L 0-1	27-15-9	63
2/1	Montreal	OT 2-3**	27-15-10	64
2/4	@Tampa Bay	W 5-2	28-15-10	66
2/6	Pittsburgh	W 3-0	29-15-10	68
2/8	San Jose	L 0-2	29-16-10	68
2/12	Los Angeles	L 1-4	29-17-10	68
2/14	@Phoenix	L 2-3	29-18-10	68
2/16	@Anaheim	W 7-6	30-18-10	70
2/17	@San Jose	L 2-3	30-19-10	70
2/20	@Buffalo	W 2-1	31-19-10	72
2/21	@Pittsburgh	W 1-0	32-19-10	74
2/25	NY Rangers	L 0-6	32-20-10	74
2/26	@NY Islanders	W 3-2	33-20-10	76
3/1	NY Islanders	W 2-1*	34-20-10	78
3/3	St. Louis	W 3-2	35-20-10	80
3/6	@Florida	W 3-2*	36-20-10	82
3/7	@Tampa Bay	W 2-1**	37-20-10	84
3/9	Edmonton	W 5-0	38-20-10	86
3/11	Carolina	W 2-1	39-20-10	88
3/13	Chicago	W 4-3*	40-20-10	90
3/15	@Montreal	W 4-2	41-20-10	92
3/16	@Detroit	L 2-3	41-21-10	92
3/18	@New Jersey	W 3-0	42-21-10	94
3/22	@Philadelphia	W 5-4**	43-21-10	96
3/25	@Ottawa	L 0-2	43-22-10	96
3/26	@Montreal	W 2-0	44-22-10	98
3/29	Carolina	OT 2-3**	44-22-11	99
3/31	Columbus	W 4-3*	45-22-11	101
4/2	Buffalo	W 5-4*	46-22-11	103
4/5	@Toronto	W 3-2**	47-22-11	105
4/6	Florida	W 5-2	48-22-11	107
4/7	@Florida	L 0-1	48-23-11	107

\* Denotes overtime game

\*\* Denotes shootout

<sup>A</sup> 2011 Winter Classic at Heinz Field

## 2009-10

	W	L	OT	PTS
Home	30	5	6	66
Away	24	10	7	55
1st Half	24	11	6	54
2nd Half	30	4	7	67
October	8	2	3	19
November	8	3	3	19
December	8	5	0	16
January	13	2	0	26
February	4	1	2	10
March	8	2	4	20
April	5	0	1	11

Head Coach: Bruce Boudreau



**BROOKS LAICH**

Player	GP	G	A	PTS	PIM	+/-	PPG	SH	GW
Alex Ovechkin	72	50	59	109	89	45	13	0	7
Nicklas Backstrom	82	33	68	101	50	37	11	0	4
Alexander Semin	73	40	44	84	66	36	8	2	5
Mike Green	75	19	57	76	54	39	10	0	4
Brooks Laich	78	25	34	59	34	16	12	1	4
Mike Knuble	69	29	24	53	59	23	6	0	5
Tomas Fleischmann	69	23	28	51	28	9	7	0	4
Brendan Morrison	74	12	30	42	40	23	3	0	3
Eric Belanger	77	15	26	41	32	2	3	0	3
Washington	17	2	4	6	4	3	0	0	0
Eric Fehr	69	21	18	39	24	18	3	0	3
Jason Chimera	78	15	19	34	98	-1	1	0	1
Washington	39	7	10	17	51	6	0	0	0
Matt Bradley	77	10	14	24	47	6	0	1	5
Tom Poti	70	4	20	24	42	26	2	0	0
Jeff Schultz	73	3	20	23	32	50	0	0	0
Joe Corvo	52	6	12	18	12	-10	5	0	0
Washington	39	7	10	17	51	6	0	0	0
David Steckel	79	5	11	16	19	4	1	0	1
Shaone Morrisonn	68	1	11	12	68	8	0	0	1
Boyd Gordon	36	4	6	10	12	4	0	0	0
*Mathieu Perreault	21	4	5	9	6	4	1	0	0
Scott Walker	42	5	3	8	32	-3	1	0	1
Washington	9	2	1	3	9	1	0	0	1
Tyler Sloan	40	2	4	6	22	-1	0	0	0
John Erskine	50	1	5	6	66	16	0	0	0
*John Carlson	22	1	5	6	8	11	0	0	0
Keith Aucoin	9	1	4	5	0	-2	0	0	0
Karl Alzner	21	0	5	5	8	-2	0	0	0
Quintin Laing	36	2	2	4	21	2	0	0	0
Alexandre Giroux	9	1	2	3	4	3	0	0	0
*Chris Bourque	21	0	3	3	10	-6	0	0	0
Washington	1	0	0	0	0	-2	0	0	0
*Jay Beagle	7	1	1	2	2	-1	0	0	0
*Kyle Wilson	2	0	2	2	0	1	0	0	0
Boyd Kane	3	0	0	0	2	-1	0	0	0
*Andrew Gordon	2	0	0	0	0	-2	0	0	0
<b>Goaltender</b>	<b>GP</b>	<b>MIN</b>	<b>GA</b>	<b>SO</b>	<b>SV%</b>	<b>GAA</b>	<b>W-L-OT</b>		
Jose Theodore	47	2,586	121	1	1	2.81	30-7-7		
*Semyon Varlamov	26	1,527	65	2	0	2.55	15-4-6		
*Michal Neuvirth	17	872	40	0	0	2.75	9-4-0		

\* Indicates rookie

## 54-15-13, 121 points

Date	Opponent	Result	Record	Pts
10/1	@ Boston	W 4-1	1-0-0	2
10/3	Toronto	W 6-4	2-0-0	4
10/6	@ Philadelphia	OT 5-6*	2-0-1	5
10/8	NY Rangers	L 3-4	2-1-1	5
10/10	@ Detroit	L 2-3	2-2-1	5
10/12	New Jersey	OT 2-3**	2-2-2	6
10/15	San Jose	W 4-1	3-2-2	8
10/17	Nashville	W 3-2**	4-2-2	10
10/22	@ Atlanta	W 5-4	5-2-2	12
10/24	@ NY Islanders	W 3-2*	6-2-2	14
10/27	Philadelphia	W 4-2	7-2-2	16
10/29	@ Atlanta	W 4-3	8-2-2	18
10/30	NY Islanders	OT 3-4*	8-2-3	19
11/1	Columbus	OT 4-5*	8-2-4	20
11/4	@ New Jersey	L 2-3	8-3-4	20
11/6	@ Florida	W 4-1	9-3-4	22
11/7	Florida	W 7-4	10-3-4	24
11/11	NY Islanders	W 5-4**	11-3-4	26
11/13	Minnesota	W 3-1	12-3-4	28
11/14	@ New Jersey	L 2-5	12-4-4	28
11/17	@ NY Rangers	W 4-2	13-4-4	30
11/20	Montreal	L 2-3	13-5-4	30
11/21	@ Toronto	OT 1-2**	13-5-5	31
11/23	@ Ottawa	OT 3-4*	13-5-6	32
11/25	Buffalo	W 2-0	14-5-6	34
11/28	@ Montreal	W 4-3**	15-5-6	36
11/30	@ Carolina	W 3-2	16-5-6	38
12/3	Florida	W 6-2	17-5-6	40
12/5	@ Philadelphia	W 8-2	18-5-6	42
12/7	@ Tampa Bay	W 3-0	19-5-6	44
12/9	@ Buffalo	L 0-3	19-6-6	44
12/11	Carolina	W 4-3*	20-6-6	46
12/12	@ Toronto	L 3-6	20-7-6	46
12/15	@ Colorado	W 6-1	21-7-6	48
12/18	@ Vancouver	L 2-3	21-8-6	48
12/19	@ Edmonton	W 4-2	22-8-6	50
12/23	Buffalo	W 5-2	23-8-6	52
12/26	New Jersey	W 4-1	24-8-6	54
12/28	Carolina	L 3-6	24-9-6	54
12/30	@ San Jose	L 2-5	24-10-6	54
1/2	@ Los Angeles	L 1-2	24-11-6	54
1/5	Montreal	W 4-2	25-11-6	56
1/7	Ottawa	W 5-2	26-11-6	58
1/9	@ Atlanta	W 8-1	27-11-6	60
1/12	@ Tampa Bay	L 4-7	27-12-6	60
1/13	@ Florida	W 5-4**	28-12-6	62
1/15	Toronto	W 6-1	29-12-6	64
1/17	Philadelphia	W 5-3	30-12-6	66
1/19	Detroit	W 3-2	31-12-6	68
1/21	@ Pittsburgh	W 6-3	32-12-6	70
1/23	Phoenix	W 4-2	33-12-6	72
1/26	@ NY Islanders	W 7-2	34-12-6	74
1/27	Anaheim	W 5-1	35-12-6	76
1/29	Florida	W 4-1	36-12-6	78
1/31	Tampa Bay	W 3-2	37-12-6	80
2/2	@ Boston	W 4-1	38-12-6	82
2/4	@ NY Rangers	W 6-5	39-12-6	84
2/5	Atlanta	W 5-2	40-12-6	86
2/7	Pittsburgh	W 5-4*	41-12-6	88
2/10	@ Montreal	OT 5-6*	41-12-7	89
2/11	@ Ottawa	L 5-6	41-13-7	89
2/13	@ St. Louis	OT 3-4**	41-13-8	90
3/3	@ Buffalo	W 3-1	42-13-8	92
3/4	Tampa Bay	W 5-4	43-13-8	94
3/6	NY Rangers	W 2-0	44-13-8	96
3/8	Dallas	OT 3-4**	44-13-9	97
3/10	Carolina	W 4-3*	45-13-9	99
3/12	Tampa Bay	L 2-3	45-14-9	99
3/14	@ Chicago	W 4-3*	46-14-9	101
3/16	@ Florida	W 7-3	47-14-9	103
3/18	@ Carolina	OT 3-4*	47-14-10	104
3/20	@ Tampa Bay	W 3-1	48-14-10	106
3/24	Pittsburgh	W 4-3**	49-14-10	108
3/25	@ Carolina	OT 2-3**	49-14-11	109
3/28	Calgary	L 3-5	49-15-11	109
3/30	Ottawa	OT 4-5*	49-15-12	110
4/1	Atlanta	W 2-1	50-15-12	112
4/3	@ Columbus	W 3-2	51-15-12	114
4/5	Boston	W 3-2*	52-15-12	116
4/6	@ Pittsburgh	W 6-3	53-15-12	118
4/9	Atlanta	W 5-2	54-15-12	120
4/11	Boston	OT 3-4**	54-15-13	121

\* Denotes overtime game

\*\* Denotes shootout

**2008-09****50-24-8, 108 points**

	<b>W</b>	<b>L</b>	<b>OT</b>	<b>PTS</b>
Home	29	9	3	61
Away	21	15	5	47
1st Half	27	11	3	57
2nd Half	23	13	5	51
October	5	3	1	11
November	8	5	2	18
December	11	3	0	22
January	7	4	1	15
February	9	3	1	19
March	6	5	2	14
April	4	1	1	9

Head Coach: **Bruce Boudreau****NICKLAS BACKSTROM**

Player	GP	G	A	PTS	PIM	+/-	PPG	SH	GW
Alex Ovechkin	79	56	54	110	72	8	19	1	10
Nicklas Backstrom	82	22	66	88	46	16	14	0	1
Alexander Semin	62	34	45	79	77	25	8	0	8
Mike Green	68	31	42	73	68	24	18	1	4
Brooks Laich	82	23	30	53	31	-1	9	1	3
Viktor Kozlov	67	13	28	41	16	-9	2	0	0
Tomas Fleischmann	73	19	18	37	20	-3	7	0	4
Sergei Fedorov	52	11	22	33	50	4	2	0	2
Michael Nylander	72	9	24	33	32	E	4	0	2
Eric Fehr	61	12	13	25	22	8	1	0	2
David Steckel	76	8	11	19	34	2	0	2	1
Boyd Gordon	63	5	9	14	16	-4	0	1	2
Milan Jurcina	79	3	11	14	68	1	0	0	1
Tom Poti	52	3	10	13	28	3	0	0	1
Shaone Morrisson	72	3	10	13	77	4	0	0	1
Jeff Schultz	64	1	11	12	21	13	0	1	0
Matt Bradley	81	5	6	11	59	-1	0	0	1
Keith Aucoin	12	2	4	6	4	5	1	0	0
Chris Clark	32	1	5	6	32	-3	0	0	0
Tyler Sloan	26	1	4	5	14	4	0	0	0
*Karl Alzner	30	1	4	5	2	-1	0	0	0
Donald Brashear	63	1	3	4	121	-6	0	0	1
*Sami Lepisto	7	0	4	4	6	-3	0	0	0
John Erskine	52	0	4	4	63	1	0	0	0
Brian Pothier	9	1	2	3	4	E	0	0	1
Bryan Helmer	12	0	3	3	2	-1	0	0	0
Jose Theodore	57	0	3	3	6	E	0	0	0
*Sean Collins	15	1	1	2	12	1	0	0	0
Alexandre Giroux	12	1	1	2	10	4	0	0	1
*Chris Bourque	8	1	0	1	0	E	0	0	0
Brent Johnson	21	0	1	1	2	E	0	0	0
*Oskar Osala	2	0	0	0	0	-1	0	0	0
*Andrew Gordon	1	0	0	0	0	E	0	0	0
Graham Mink	2	0	0	0	0	E	0	0	0
*Michal Neuvirth	5	0	0	0	0	E	0	0	0
*Simeon Varlamov	6	0	0	0	0	E	0	0	0
Quintin Laing	1	0	0	0	0	1	0	0	0
Staffan Kronwall	3	0	0	0	0	-1	0	0	0
*Jay Beagle	3	0	0	0	2	-3	0	0	0
<b>Goaltender</b>	<b>GP</b>	<b>MIN</b>	<b>GA</b>	<b>SO</b>	<b>SV%</b>	<b>GAA</b>	<b>W-L-OT</b>		
Jose Theodore	57	3,287	157	2	4	2.87	32-17-5		
Brent Johnson	21	1,131	53	0	2	2.81	12-6-2		
*Semyon Varlamov	6	329	13	0	0	2.37	4-0-1		
*Michal Neuvirth	5	220	11	0	0	3.00	2-1-0		

\* Indicates rookie

Date	Opponent	Result	Record	Pts
10/10	@ Atlanta	L 4-7	0-1-0	0
10/11	Chicago	W 4-2	1-1-0	2
10/13	Vancouver	W 5-1	2-1-0	4
10/16	@ Pittsburgh	W 4-3	3-1-0	6
10/18	New Jersey	OT 3-4**	3-1-1	7
10/21	@ Calgary	L 1-2	3-2-1	7
10/23	@ Phoenix	L 1-2	3-3-1	7
10/25	@ Dallas	W 6-5*	4-3-1	9
10/28	Nashville	W 4-3**	5-3-1	11
11/1	@ Buffalo	L 0-5	5-4-1	11
11/4	@ Ottawa	OT 1-2*	5-4-2	12
11/6	Carolina	W 3-2	6-4-2	14
11/8	NY Rangers	W 3-1	7-4-2	16
11/10	Tampa Bay	W 4-2	8-4-2	18
11/12	@ Carolina	W 5-1	9-4-2	20
11/14	New Jersey	W 3-1	10-4-2	22
11/15	@ New Jersey	OT 5-6**	10-4-3	23
11/19	@ Anaheim	W 6-4	11-4-3	25
11/20	@ Los Angeles	L 2-5	11-5-3	25
11/22	@ San Jose	L 2-7	11-6-3	25
11/24	@ Minnesota	L 3-4	11-7-3	25
11/26	Atlanta	W 5-3	12-7-3	27
11/28	Montreal	W 3-0	13-7-3	29
11/29	@ Columbus	L 0-3	13-8-3	29
12/2	Florida	L 3-5	13-9-3	29
12/4	NY Islanders	W 5-2	14-9-3	31
12/6	@ Toronto	W 2-1	15-9-3	33
12/7	@ Carolina	L 1-3	15-10-3	33
12/10	Boston	W 3-1	16-10-3	35
12/12	Ottawa	W 5-1	17-10-3	37
12/13	@ Montreal	W 2-1	18-10-3	39
12/16	@ NY Islanders	W 5-4*	19-10-3	41
12/18	St. Louis	W 4-2	20-10-3	43
12/20	@ Philadelphia	L 1-7	20-11-3	43
12/23	@ NY Rangers	W 5-4*	21-11-3	45
12/26	Buffalo	W 3-2	22-11-3	47
12/28	Toronto	W 4-1	23-11-3	49
12/30	@ Buffalo	W 4-2	24-11-3	51
1/1	Tampa Bay	W 7-4	25-11-3	53
1/3	NY Rangers	W 2-1	26-11-3	55
1/6	Philadelphia	W 2-1**	27-11-3	57
1/9	Columbus	L 0-3	27-12-3	57
1/10	@ Montreal	L 4-5	27-13-3	57
1/13	Edmonton	L 2-5	27-14-3	57
1/14	@ Pittsburgh	W 6-3	28-14-3	59
1/17	Boston	W 2-1	29-14-3	61
1/19	@ NY Islanders	W 2-1*	30-14-3	63
1/20	@ Ottawa	L 2-3	30-15-3	63
1/27	@ Boston	OT 2-3*	30-15-4	64
1/31	Detroit	W 4-2	31-15-4	66
2/1	Ottawa	W 7-4	32-15-4	68
2/3	@ New Jersey	W 5-2	33-15-4	70
2/5	Los Angeles	L 4-5	33-16-4	70
2/7	Florida	W 3-1	34-16-4	72
2/11	@ NY Rangers	OT 4-5**	34-16-5	73
2/14	@ Tampa Bay	W 5-1	35-16-5	75
2/15	@ Florida	W 4-2	36-16-5	77
2/18	Montreal	W 4-3**	37-16-5	79
2/20	Colorado	L 1-4	37-17-5	79
2/22	Pittsburgh	W 5-2	38-17-5	81
2/24	Philadelphia	L 2-4	38-18-5	81
2/26	Atlanta	W 4-3	39-18-5	83
2/28	@ Boston	W 4-3*	40-18-5	85
3/1	Florida	L 2-6	40-19-5	85
3/3	Carolina	L 2-5	40-20-5	85
3/5	Toronto	L 1-2	40-21-5	85
3/8	Pittsburgh	OT 3-4**	40-21-6	86
3/10	@ Nashville	W 2-1*	41-21-6	88
3/12	@ Philadelphia	W 2-1	42-21-6	90
3/14	Carolina	W 5-4**	43-21-6	92
3/16	@ Atlanta	L 1-5	43-22-6	92
3/17	@ Florida	W 3-0	44-22-6	94
3/19	@ Tampa Bay	W 5-2	45-22-6	96
3/21	@ Carolina	L 1-4	45-23-6	96
3/24	@ Toronto	OT 2-3**	45-23-7	97
3/27	Tampa Bay	W 5-3	46-23-7	99
4/1	NY Islanders	W 5-3	47-23-7	101
4/3	Buffalo	OT 4-5*	47-23-8	102
4/5	Atlanta	W 4-2	48-23-8	104
4/7	@ Atlanta	W 4-2	49-23-8	106
4/9	@ Tampa Bay	W 4-2	50-23-8	108
4/11	@ Florida	L 4-7	50-24-8	108

\* Denotes overtime game

\*\* Denotes shootout



## 2007-08

## 43-31-8, 94 points

	W	L	OT	PTS
Home	23	15	3	49
Away	20	16	5	45
1st Half	16	20	5	37
2nd Half	27	11	3	57
October	5	6	0	10
November	3	10	2	8
December	7	3	3	17
January	9	4	0	18
February	6	4	3	15
March	10	4	0	20
April	3	0	0	6

Head Coach: Glen Hanlon: 6-14-1  
Bruce Boudreau (Nov. 22): 37-17-7



MIKE GREEN

Player	GP	G	A	PTS	PIM	+/-	PPG	SH	GW
Alex Ovechkin	82	65	47	112	40	28	22	0	11
*Nicklas Backstrom	82	14	55	69	24	13	3	0	4
Mike Green	82	18	38	56	62	6	8	0	4
Viktor Kozlov	81	16	38	54	18	28	2	0	2
Alexander Semin	63	26	16	42	54	-18	10	0	2
Sergei Fedorov	68	11	30	41	38	-5	6	0	2
Washington	18	2	11	13	8	-2	1	0	1
Brooks Laich	82	21	16	37	35	-3	8	2	4
Michael Nylander	40	11	26	37	24	-19	5	0	1
Tomas Fleischmann	75	10	20	30	18	-7	1	0	1
Tom Poti	71	2	27	29	46	9	0	0	0
Matt Cooke	78	10	13	23	91	1	0	1	1
Washington	17	3	4	7	27	5	0	1	0
Matt Bradley	77	7	11	18	74	1	1	1	2
Jeff Schultz	72	5	13	18	28	12	0	0	0
Boyd Gordon	67	7	9	16	12	5	0	1	0
Brian Pothier	38	5	9	14	20	5	1	0	1
*David Steckel	67	5	7	12	34	1	0	0	1
Shaone Morrisonn	76	1	9	10	63	4	0	0	1
Chris Clark	18	5	4	9	43	E	1	0	1
John Erskine	51	2	7	9	96	1	0	0	1
Milan Jurcina	75	1	8	9	30	4	1	0	0
Donald Brashear	80	5	3	8	119	-7	0	0	0
Eric Fehr	23	1	5	6	6	4	0	0	0
Quintin Laing	39	1	5	6	10	4	0	0	1
Steve Eminger	20	0	2	2	8	-4	0	0	0
Cristobal Huet	52	0	2	2	0	E	0	0	0
Washington	13	0	1	1	0	E	0	0	0
Olie Kolzig	54	0	2	2	8	E	0	0	0
*Sami Lepisto	7	0	1	1	12	-1	0	0	0
Brent Johnson	19	0	0	0	0	E	0	0	0
*Chris Bourque	4	0	0	0	2	E	0	0	0
Goaltender	GP	MIN	GA	SO	SV%	GAA	W-L-OT		
Cristobal Huet	52	3,049	118	4	5	2.32	32-14-6		
Washington	13	771	21	2	1	1.63	11-2-0		
Brent Johnson	19	1,032	46	0	3	2.67	7-8-2		

\* Indicates rookie

Date	Opponent	Result	Record	Pts
10/5	@ Atlanta	W 3-1	1-0-0	2
10/6	Carolina	W 2-0	2-0-0	4
10/8	@ NY Islanders	W 2-1	3-0-0	6
10/12	@ NY Rangers	L 1-3	3-1-0	6
10/13	@ Buffalo	L 3-7	3-2-0	6
10/18	NY Islanders	L 2-5	3-3-0	6
10/20	Pittsburgh	L 1-2	3-4-0	6
10/24	Tampa Bay	W 5-3	4-4-0	8
10/26	Vancouver	L 2-3	4-5-0	8
10/27	@ St. Louis	L 3-4	4-6-0	8
10/29	@ Toronto	W 7-1	5-6-0	10
11/1	@ NY Rangers	L 0-2	5-7-0	10
11/2	Philadelphia	L 2-3	5-8-0	10
11/5	@ Carolina	L 0-5	5-9-0	10
11/6	@ Atlanta	OT 1-2*	5-9-1	11
11/8	@ Ottawa	W 4-1	6-9-1	13
11/10	Tampa Bay	L 2-5	6-10-1	13
11/15	@ Florida	L 1-2	6-11-1	13
11/16	@ Tampa Bay	L 2-5	6-12-1	13
11/19	Florida	L 3-4	6-13-1	13
11/21	Atlanta	L 1-5	6-14-1	13
11/23	@ Philadelphia	W 4-3*	7-14-1	15
11/24	Carolina	W 5-2	8-14-1	17
11/26	Buffalo	L 1-3	8-15-1	17
11/28	Florida	OT 1-2**	8-15-2	18
11/30	@ Carolina	L 3-4	8-16-2	18
12/1	@ Florida	W 2-1	9-16-2	20
12/7	@ New Jersey	L 2-3	9-17-2	20
12/8	Atlanta	W 6-3	10-17-2	22
12/10	New Jersey	W 3-2	11-17-2	24
12/12	NY Rangers	W 5-4*	12-17-2	26
12/14	Buffalo	L 3-5	12-18-2	26
12/15	@ Tampa Bay	W 3-2	13-18-2	28
12/17	@ Detroit	OT 3-4**	13-18-3	29
12/20	Montreal	L 2-5	13-19-3	29
12/22	@ NY Islanders	OT 2-3*	13-19-4	30
12/26	Tampa Bay	W 3-2	14-19-4	32
12/27	@ Pittsburgh	OT 3-4*	14-19-5	33
12/29	@ Ottawa	W 8-6	15-19-5	35
1/1	Ottawa	W 6-3	16-19-5	37
1/3	@ Boston	L 0-2	16-20-5	37
1/5	@ Montreal	W 5-4*	17-20-5	39
1/9	Colorado	W 2-1	18-20-5	41
1/13	Philadelphia	L 4-6	18-21-5	41
1/15	Ottawa	W 4-2	19-21-5	43
1/17	Edmonton	W 5-4**	20-21-5	45
1/19	Florida	W 5-3	21-21-5	47
1/21	@ Pittsburgh	W 6-5**	22-21-5	49
1/23	@ Toronto	L 2-3	22-22-5	49
1/24	Toronto	W 2-1	23-22-5	51
1/29	@ Montreal	L 0-4	23-23-5	51
1/31	Montreal	W 5-4*	24-23-5	53
2/2	Atlanta	L 0-2	24-24-5	53
2/5	@ Columbus	W 4-3*	25-24-5	55
2/6	@ Philadelphia	W 4-3	26-24-5	57
2/8	Carolina	L 1-2	26-25-5	57
2/10	NY Rangers	W 3-2*	27-25-5	59
2/13	@ Atlanta	OT 2-3**	27-25-6	60
2/15	@ Florida	L 2-4	27-26-6	60
2/16	@ Tampa Bay	W 3-2	28-26-6	62
2/20	NY Islanders	OT 2-3**	28-26-7	63
2/23	@ Carolina	L 3-6	28-27-7	63
2/24	New Jersey	OT 1-2*	28-27-8	64
2/26	Minnesota	W 4-1	29-27-8	66
2/29	@ New Jersey	W 4-0	30-27-8	68
3/1	Toronto	L 2-3	30-28-8	68
3/3	Boston	W 10-2	31-28-8	70
3/5	@ Buffalo	W 3-1	32-28-8	72
3/8	@ Boston	L 1-2	32-29-8	72
3/9	Pittsburgh	L 2-4	32-30-8	72
3/12	Calgary	W 3-2	33-30-8	74
3/14	Atlanta	W 4-1	34-30-8	76
3/16	Boston	W 2-1**	35-30-8	78
3/18	@ Nashville	W 4-2	36-30-8	80
3/19	@ Chicago	L 0-5	36-31-8	80
3/21	@ Atlanta	W 5-3	37-31-8	82
3/25	@ Carolina	W 3-2**	38-31-8	84
3/27	@ Tampa Bay	W 4-3*	39-31-8	86
3/29	@ Florida	W 3-0	40-31-8	88
4/1	Carolina	W 4-1	41-31-8	90
4/3	Tampa Bay	W 4-1	42-31-8	92
4/5	Florida	W 3-1	43-31-8	94

\* Denotes overtime game

\*\* Denotes shootout

## 2006-07

	W	L	OT	PTS
Home	17	17	7	41
Away	11	23	7	29
1st Half	17	17	7	41
2nd Half	11	23	7	29
October	4	3	4	12
November	6	6	2	14
December	6	7	1	13
January	5	7	0	10
February	3	6	4	10
March	2	10	3	7
April	2	1	0	4

Head Coach: Glen Hanlon



CHRIS CLARK

Player	GP	G	A	PTS	PIM	+/-	PPG	SH	GW
Alex Ovechkin	82	46	46	92	52	-19	16	0	8
Alexander Semin	77	38	35	73	90	-7	17	0	6
Chris Clark	74	30	24	54	66	-10	9	4	2
Matt Pettinger	64	16	16	32	22	-13	4	3	2
Boyd Gordon	71	7	22	29	14	10	0	2	0
Brian Pothier	72	3	25	28	44	-11	2	0	0
Kris Beech	64	8	18	26	46	-11	3	0	0
Ben Clymer	66	7	13	20	44	-17	0	0	0
*Jiri Novotny	68	6	13	19	28	-4	0	0	0
Washington	18	0	6	6	2	-2	0	0	0
Brooks Laich	73	8	10	18	29	-2	2	3	0
Brian Sutherby	69	7	10	17	78	-9	1	0	0
Steve Eminger	68	1	16	17	63	-14	0	0	0
Matt Bradley	57	4	9	13	47	-5	0	0	0
Donald Brashear	77	4	9	13	156	1	0	0	0
Shaone Morissonn	78	3	10	13	106	3	0	0	0
Milan Jurcina	70	4	8	12	44	E	0	0	1
Washington	30	2	7	9	24	5	0	0	0
*Mike Green	70	2	10	12	36	-10	0	0	0
*Jakub Klepis	41	3	7	10	28	-2	0	0	0
*Tomas Fleischmann	29	4	4	8	8	-6	1	0	1
Bryan Muir	26	3	4	7	42	3	0	0	1
John Erskine	29	1	6	7	69	-13	0	0	0
*Alexandre Giroux	9	2	2	4	2	-4	0	0	0
*Eric Fehr	14	2	1	3	8	3	0	0	1
Olie Kolzig	54	0	3	3	10	E	0	0	0
*Jeff Schultz	38	0	3	3	16	5	0	0	0
Brent Johnson	30	0	1	1	4	E	0	0	0
*David Steckel	5	0	0	0	2	-2	0	0	0
Frederic Cassivi	4	0	0	0	0	E	0	0	0
*Jamie Hunt	1	0	0	0	0	-1	0	0	0
Goaltender	GP	MIN	GA	SO	SV%	GAA	W-L-OT		
Olie Kolzig	54	3,184	159	1	7	3.00	22-24-6		
Brent Johnson	30	1,644	99	0	4	3.61	6-15-7		
Frederic Cassivi	4	139	6	0	0	2.59	0-1-1		

\* Indicates rookie

## 28-40-14, 70 points

Date	Opponent	Result	Record	Pts
10/5	@ NY Rangers	L 2-5	0-1-0	0
10/7	Carolina	W 5-2	1-1-0	2
10/12	@ Minnesota	OT 2-3**	1-1-1	3
10/14	Atlanta	OT 3-4*	1-1-2	4
10/18	Florida	W 5-2	2-1-2	6
10/19	@ Atlanta	OT 3-4**	2-1-3	7
10/21	Tampa Bay	L 4-6	2-2-3	7
10/25	@ Colorado	W 5-3	3-2-3	9
10/27	@ Vancouver	OT 2-3**	3-2-4	10
10/28	@ Edmonton	L 0-4	3-3-4	10
10/30	@ Calgary	W 4-2	4-3-4	12
11/3	Atlanta	L 3-4	4-4-4	12
11/4	@ Philadelphia	W 5-3	5-4-4	14
11/6	Ottawa	W 4-3*	6-4-4	16
11/9	@ Carolina	L 0-5	6-5-4	16
11/11	NY Rangers	W 3-1	7-5-4	18
11/13	@ Florida	W 4-1	8-5-4	20
11/15	Boston	OT 2-3**	8-5-5	21
11/17	Carolina	L 1-4	8-6-5	21
11/18	@ Boston	OT 2-3*	8-6-6	22
11/22	Atlanta	L 2-4	8-7-6	22
11/24	Toronto	L 1-7	8-8-6	22
11/25	@ NY Islanders	L 1-4	8-9-6	22
11/28	@ Tampa Bay	W 5-2	9-9-6	24
11/30	Dallas	W 4-3	10-9-6	26
12/2	Buffalo	W 7-4	11-9-6	28
12/6	Ottawa	W 6-2	12-9-6	30
12/8	Anaheim	L 1-6	12-10-6	30
12/9	@ Philadelphia	W 5-3	13-10-6	32
12/11	Pittsburgh	OT 4-5**	13-10-7	33
12/15	@ Atlanta	W 3-2*	14-10-7	35
12/16	Philadelphia	W 4-1	15-10-7	37
12/19	Tampa Bay	L 4-5	15-11-7	37
12/22	New Jersey	L 1-4	15-12-7	37
12/23	@ Toronto	W 3-2	16-12-7	39
12/26	@ Buffalo	L 3-6	16-13-7	39
12/27	Montreal	L 1-4	16-14-7	39
12/29	@ New Jersey	L 3-4	16-15-7	39
12/30	@ NY Rangers	L 1-4	16-16-7	39
1/1	Phoenix	L 2-3	16-17-7	39
1/4	Montreal	W 5-1	17-17-7	41
1/6	Atlanta	W 3-2*	18-17-7	43
1/9	Philadelphia	W 6-2	19-17-7	45
1/11	@ Tampa Bay	L 4-5	19-18-7	45
1/13	@ Florida	L 3-7	19-19-7	45
1/16	@ Ottawa	L 2-5	19-20-7	45
1/18	@ Carolina	W 5-2	20-20-7	47
1/20	Florida	L 1-4	20-21-7	47
1/26	@ Carolina	L 2-6	20-22-7	47
1/27	Carolina	W 7-3	21-22-7	49
1/30	@ Ottawa	L 2-3	21-23-7	49
2/1	@ Florida	L 3-6	21-24-7	49
2/3	@ Pittsburgh	L 0-2	21-25-7	49
2/4	NY Islanders	W 2-1**	22-25-7	51
2/6	Boston	OT 2-3**	22-25-8	52
2/8	Los Angeles	W 4-3*	23-25-8	54
2/10	NY Rangers	L 2-5	23-26-8	54
2/15	@ Tampa Bay	OT 2-3**	23-26-9	55
2/18	@ Pittsburgh	L 2-3	23-27-9	55
2/20	@ Montreal	L 3-5	23-28-9	55
2/21	San Jose	OT 2-3**	23-28-10	56
2/24	@ New Jersey	W 4-2	24-28-10	58
2/25	New Jersey	L 2-3	24-29-10	58
2/27	Florida	OT 5-6**	24-29-11	59
3/1	Tampa Bay	OT 4-5**	24-29-12	60
3/3	NY Islanders	L 2-5	24-30-12	60
3/6	@ Toronto	L 0-3	24-31-12	60
3/9	Carolina	L 0-3	24-32-12	60
3/10	@ NY Islanders	L 2-5	24-33-12	60
3/12	@ Atlanta	L 2-4	24-34-12	60
3/15	@ Boston	OT 3-4**	24-34-13	61
3/16	Toronto	W 5-1	25-34-13	63
3/18	Tampa Bay	W 7-1	26-34-13	65
3/21	@ Buffalo	L 2-5	26-35-13	65
3/22	@ Carolina	L 3-4	26-36-13	65
3/24	@ Montreal	L 1-4	26-37-13	65
3/27	Pittsburgh	L 3-4	26-38-13	65
3/30	@ Florida	OT 2-3*	26-38-14	66
3/31	@ Tampa Bay	L 2-5	26-39-14	66
4/3	Florida	W 1-0	27-39-14	68
4/4	@ Atlanta	W 3-2	28-39-14	70
4/7	Buffalo	L 0-2	28-40-14	70

\* Denotes overtime game

\*\* Denotes shootout

## 2005-06

	W	L	OT	PTS
Home	16	18	7	39
Away	13	23	5	31
1st Half	13	23	5	31
2nd Half	16	18	7	39
October	4	7	0	8
November	4	7	2	10
December	5	6	1	11
January	5	8	2	12
February	2	4	0	4
March	4	6	5	13
April	5	3	2	12

Head Coach: Glen Hanlon



ALEX OVECHKIN

Player	GP	G	A	PTS	PIM	+/-	PPG	SH	GW
*Alex Ovechkin	81	52	54	106	52	2	21	3	5
Dainius Zubrus	71	23	34	57	84	3	13	0	5
Jeff Halpern	70	11	33	44	79	-8	6	0	1
Brian Willisie	82	19	22	41	77	-19	8	1	2
Chris Clark	78	20	19	39	110	9	1	3	0
Matt Pettinger	71	20	18	38	39	-2	4	5	2
Ben Clymer	77	16	17	33	72	-7	3	0	3
Brian Sutherby	76	14	16	30	73	-17	0	2	0
Jamie Heward	71	7	21	28	54	-5	4	0	2
Bryan Muir	72	8	18	26	72	-9	4	0	0
*Brooks Laich	73	7	14	21	26	-9	1	0	1
Matt Bradley	74	7	12	19	72	-8	0	0	1
Steve Eminger	66	5	13	18	81	-12	1	0	0
Shaone Morrisonn	80	1	13	14	91	7	0	0	0
Mathieu Biron	52	4	9	13	50	-11	3	0	0
Andrew Cassels	31	4	8	12	14	-3	2	0	0
Ivan Majesky	57	1	8	9	66	-2	0	1	0
Rico Fata	47	3	4	7	22	-4	1	0	0
Washington	21	3	3	6	8	3	1	0	0
*Nolan Yonkman	38	0	7	7	86	1	0	0	0
Petr Sykora	10	2	2	4	6	E	0	0	0
*Jakub Klepis	25	1	3	4	8	-11	0	0	0
Kris Beech	10	1	2	3	4	1	0	0	0
Washington	5	0	0	0	4	E	0	0	0
*Mike Green	22	1	2	3	18	-8	0	0	0
Olie Kolzig	59	0	3	3	14	E	0	0	0
*Tomas Fleischmann	14	0	2	2	0	-7	0	0	0
Boyd Kane	5	0	1	1	2	1	0	0	0
Boyd Gordon	25	0	1	1	4	-4	0	0	0
Frederic Cassivi	1	0	0	0	0	E	0	0	0
*Jonas Johansson	1	0	0	0	2	E	0	0	0
*Joey Tenute	1	0	0	0	0	E	0	0	0
Doug Doull	2	0	0	0	19	-1	0	0	0
*Louis Robitaille	2	0	0	0	5	-1	0	0	0
Graham Mink	3	0	0	0	0	E	0	0	0
*David Steckel	7	0	0	0	0	1	0	0	0
Colin Forbes	9	0	0	0	2	-2	0	0	0
*Eric Fehr	11	0	0	0	2	E	0	0	0
Brent Johnson	26	0	0	0	14	E	0	0	0
Goaltender	GP	MIN	GA	SO	SV%	GAA	W-L-OT		
Olie Kolzig	59	3,506	206	0	8	3.53	20-28-11		
Brent Johnson	26	1,413	81	1	1	3.44	9-12-1		
Frederic Cassivi	1	59	4	0	0	4.07	0-1-0		

\* Indicates rookie

## 29-41-12, 70 points

Date	Opponent	Result	Record	Pts
10/5	Columbus	W 3-2	1-0-0	2
10/7	Atlanta	L 3-7	1-1-0	2
10/8	@ Atlanta	L 1-8	1-2-0	2
10/10	NY Rangers	W 3-2	2-2-0	4
10/12	@ Carolina	L 2-7	2-3-0	4
10/13	NY Islanders	L 3-5	2-4-0	4
10/16	Tampa Bay	W 3-2**	3-4-0	6
10/20	@ Florida	L 2-3	3-5-0	6
10/22	Carolina	L 0-4	3-6-0	6
10/26 #	@ Buffalo	W 3-2	4-6-0	8
10/28	@ Tampa Bay	L 2-4	4-7-0	8
11/3	@ Philadelphia	L 1-8	4-8-0	8
11/4	Atlanta	W 3-2**	5-8-0	10
11/6	Toronto	W 5-4	6-8-0	12
11/8	@ Toronto	L 4-6	6-9-0	12
11/11	New Jersey	L 3-4	6-10-0	12
11/12	@ New Jersey	L 2-3	6-11-0	12
11/15	Tampa Bay	W 4-3**	7-11-0	14
11/17	@ Buffalo	L 5-8	7-12-0	14
11/19	@ Montreal	W 5-1	8-12-0	16
11/22	@ Pittsburgh	L 4-5	8-13-0	16
11/23	Tampa Bay	OT 3-4**	8-13-1	17
11/26	@ NY Rangers	OT 2-3**	8-13-2	18
11/27	Buffalo	L 2-3	8-14-2	18
12/1 -	@ Florida	L 2-3	8-15-2	18
12/3	NY Rangers	W 5-1	9-15-2	20
12/7	Nashville	L 2-5	9-16-2	20
12/9	Detroit	L 3-4	9-17-2	20
12/14	@ Los Angeles	W 3-2	10-17-2	22
12/16	@ San Jose	L 1-4	10-18-2	22
12/18	Florida	L 2-3	10-19-2	22
12/22	@ Atlanta	W 6-5**	11-19-2	24
12/23	Montreal	W 4-2	12-19-2	26
12/27	Boston	OT 3-4*	12-19-3	27
12/28	@ New Jersey	L 2-7	12-20-3	27
12/31	Philadelphia	W 4-3**	13-20-3	29
1/1	Atlanta	L 2-5	13-21-3	29
1/4	Ottawa	L 1-3	13-22-3	29
1/6	Philadelphia	L 1-3	13-23-3	29
1/8	Florida	OT 3-4**	13-23-4	30
1/10	Chicago	OT 3-4*	13-23-5	31
1/12	@ Dallas	L 1-4	13-24-5	31
1/13	@ Anaheim	W 3-2*	14-24-5	33
1/16	@ Phoenix	W 6-1	15-24-5	35
1/19	St. Louis	W 5-4**	16-24-5	37
1/21	Carolina	W 5-2	17-24-5	39
1/23	Boston	L 2-3	17-25-5	39
1/25	@ Pittsburgh	L 1-8	17-26-5	39
1/26	@ Boston	L 2-3	17-27-5	39
1/29	Tampa Bay	W 2-1	18-27-5	41
1/31	@ NY Islanders	L 3-5	18-28-5	41
2/3	Toronto	W 4-1	19-28-5	43
2/4	@ Tampa Bay	L 0-5	19-29-5	43
2/7	Florida	L 0-5	19-30-5	43
2/10	@ Philadelphia	L 4-5	19-31-5	43
2/11	Pittsburgh	L 3-6	19-32-5	43
2/28	@ Toronto	W 5-3	20-32-5	45
3/2	@ Ottawa	L 1-7	20-33-5	45
3/4	@ Atlanta	OT 2-3*	20-33-6	46
3/6	NY Islanders	W 5-2	21-33-6	48
3/8	Pittsburgh	W 6-3	22-33-6	50
3/10	New Jersey	OT 3-4**	22-33-7	51
3/12	Ottawa	L 2-5	22-34-7	51
3/14	Buffalo	L 4-6	22-35-7	51
3/16	@ NY Rangers	L 4-5	22-36-7	51
3/18	Florida	OT 3-4**	22-36-8	52
3/20	Montreal	L 2-4	22-37-8	52
3/22	@ Florida	L 2-3	22-38-8	52
3/23	@ Tampa Bay	OT 3-4*	22-38-9	53
3/25	@ Carolina	W 3-1	23-38-9	55
3/29	@ Carolina	W 5-1	24-38-9	57
3/30	@ Montreal	OT 2-3*	24-38-10	58
4/1	@ Ottawa	W 1-0	25-38-10	60
4/3	@ Carolina	OT 5-6*	25-38-11	61
4/5	Carolina	OT 3-4**	25-38-12	62
4/7	Carolina	L 3-4	25-39-12	62
4/8	@ NY Islanders	L 0-5	25-40-12	62
4/10	@ Boston	W 2-1*	26-40-12	64
4/13	@ Atlanta	L 3-5	26-41-12	64
4/15	@ Florida	W 2-1**	27-41-12	66
4/17	Atlanta	W 6-4	28-41-12	68
4/18	@ Tampa Bay	W 4-1	29-41-12	70

# Rochester, N.Y.

\* Postponed from Oct. 29 due to hurricane

\*\* Denotes overtime game

\*\* Denotes shootout



## 2002-03

## 39-29-8-6, 92 points

	W	L	T	OTL	PTS
Home	24	13	2	2	52
Away	15	16	6	4	40
1st Half	18	16	5	2	43
2nd Half	21	13	3	4	49
October	4	5	1	0	9
November	6	7	1	0	13
December	8	4	1	1	18
January	6	3	4	2	18
February	6	6	0	0	12
March	7	3	1	3	18
April	2	1	0	0	4

Head Coach: Bruce Cassidy



**OLIE KOLZIG**

Player	GP	G	A	PTS	PIM	+/-	PPG	SH	GW
Jaromir Jagr	75	36	41	77	38	5	13	2	9
Robert Lang	82	22	47	69	22	12	10	0	2
Sergei Gonchar	82	18	49	67	52	13	7	0	2
Michael Nylander	80	17	43	60	40	3	7	0	2
Washington	71	17	39	56	36	3	7	0	2
Peter Bondra	76	30	26	56	52	-3	9	2	4
Kip Miller	72	12	38	50	18	-1	3	0	4
Sergei Berezin	75	23	17	40	12	7	5	0	2
Washington	9	5	4	9	4	10	0	0	2
Dainus Zubrus	63	13	22	35	43	15	2	0	0
Jeff Halpern	82	13	21	34	88	6	1	2	2
Mike Grier	82	15	17	32	36	-14	2	2	2
Steve Konowalchuk	77	15	15	30	71	3	2	0	3
Ivan Ciernik	47	8	10	18	24	6	0	0	2
Ken Klee	70	1	16	17	89	22	0	0	0
Calle Johansson	82	3	12	15	22	9	1	0	0
Brendan Witt	69	2	9	11	106	12	0	0	0
*Brian Sutherby	72	2	9	11	93	7	0	0	0
Jason Doig	55	3	5	8	108	-3	0	0	1
Glen Metropolit	23	2	3	5	6	4	0	0	1
Andreas Salomonsson	32	1	4	5	14	-1	0	0	0
Josh Green	45	1	4	5	21	-3	0	0	0
Washington	21	1	2	3	7	1	0	0	0
*Joel Kwiatkowski	54	0	5	5	18	3	0	0	0
Washington	34	0	3	3	12	1	0	0	0
Rick Berry	43	2	1	3	87	-3	0	0	1
Trent Whitfield	14	1	1	2	6	1	0	0	1
Steve Eminger	17	0	2	2	24	-3	0	0	0
*Josef Boumedienne	6	1	0	1	0	-1	0	0	1
Stephen Peat	27	1	0	1	57	-3	0	0	0
Sylvain Cote	1	0	0	0	4	E	0	0	0
Colin Forbes	5	0	0	0	0	-2	0	0	0
*Alex Henry	41	0	0	0	80	-5	0	0	0
Washington	38	0	0	0	80	-4	0	0	0
Mike Farrell	4	0	0	0	2	1	0	0	0
Matt Pettinger	1	0	0	0	0	E	0	0	0
Goaltender	GP	MIN	GA	SO	SV%	GAA	W-L-OT		
Olie Kolzig	66	3894	156	4	5	2.40	33-25-6		
*Sebastien Charpentier	17	859	40	0	2	2.79	5-7-1		
Craig Billington	5	217	17	0	0	4.70	1-3-1		

\* Indicates rookie

Date	Opponent	Result	Record	Pts
10/11	Nashville	W 5-4	1-0-0-0	2
10/12	@ NY Islanders	W 2-1	2-0-0-0	4
10/17	@ Carolina	W 2-1	3-0-0-0	6
10/19	@ Philadelphia	L 1-3	3-1-0-0	6
10/20	@ Dallas	L 2-5	3-2-0-0	6
10/23	@ NY Rangers	W 2-1	4-2-0-0	8
10/25	@ Tampa Bay	L 2-3	4-3-0-0	8
10/26	@ Florida	T 1-1*	4-3-1-0	9
10/28	@ Pittsburgh	L 2-3	4-4-1-0	9
10/30	Boston	L 2-7	4-5-1-0	9
11/1	Tampa Bay	W 3-2	5-5-1-0	11
11/2	@ Philadelphia	L 1-2	5-6-1-0	11
11/5	@ Columbus	W 4-3*	6-6-1-0	13
11/7	Florida	W 2-1*	7-6-1-0	15
11/9	Philadelphia	W 4-1	8-6-1-0	17
11/13	Dallas	L 1-6	8-7-1-0	17
11/15	@ Chicago	T 2-2*	8-7-2-0	18
11/16	@ Minnesota	L 0-1	8-8-2-0	18
11/19	San Jose	L 2-3	8-9-2-0	18
11/21	Minnesota	L 3-4	8-10-2-0	18
11/23	Atlanta	W 6-3	9-10-2-0	20
11/26	@ Toronto	L 4-5	9-11-2-0	20
11/27	Calgary	W 4-2	10-11-2-0	22
11/29	Ottawa	L 2-6	10-12-2-0	22
12/1	@ Atlanta	L 4-5	10-13-2-0	22
12/3	@ Pittsburgh	W 4-1	11-13-2-0	24
12/6	Atlanta	W 7-6*	12-13-2-0	26
12/7	@ Buffalo	L 3-4	12-14-2-0	26
12/11	@ Anaheim	L 0-3	12-15-2-0	26
12/13	@ Phoenix	W 4-3	13-15-2-0	28
12/14	@ San Jose	L 0-2	13-16-2-0	28
12/16	@ Colorado	T 2-2*	13-16-3-0	29
12/19	Boston	W 5-3	14-16-3-0	31
12/21	@ NY Islanders	W 3-1	15-16-3-0	33
12/23	Tampa Bay	W 3-0	16-16-3-0	35
12/27	New Jersey	W 3-2	17-16-3-0	37
12/28	@ New Jersey	OTL 1-2*	17-16-3-1	38
12/30	Buffalo	W 4-3	18-16-3-1	40
1/1	Phoenix	OTL 1-2*	18-16-3-2	41
1/3	Columbus	T 2-2*	18-16-4-2	42
1/4	@ NY Rangers	T 2-2*	18-16-5-2	43
1/10	@ Carolina	W 4-1	19-16-5-2	45
1/11	Florida	W 12-2	20-16-5-2	47
1/13	NY Islanders	W 4-3*	21-16-5-2	49
1/15	NY Rangers	OTL 1-2*	21-16-5-3	50
1/17	Toronto	L 1-4	21-17-5-3	50
1/18	@ Ottawa	L 2-5	21-18-5-3	50
1/20	@ Boston	T 3-3*	21-18-6-3	51
1/22	Carolina	W 5-3	22-18-6-3	53
1/25	@ Montreal	T 1-1*	22-18-7-3	54
1/26	NY Rangers	W 7-2	23-18-7-3	56
1/28	St. Louis	L 3-5	23-19-7-3	56
1/30	Pittsburgh	W 2-1	24-19-7-3	58
2/4	@ Tampa Bay	W 5-1	25-19-7-3	60
2/5	New Jersey	L 1-4	25-20-7-3	60
2/7	NY Islanders	W 3-0	26-20-7-3	62
2/9	Montreal	L 0-2	26-21-7-3	62
2/12	@ Atlanta	W 5-1	27-21-7-3	64
2/14	@ Carolina	L 1-3	27-22-7-3	64
2/15	@ Florida	W 2-1	28-22-7-3	66
2/17	@ Tampa Bay	L 1-3	28-23-7-3	66
2/20	Toronto	L 2-6	28-24-7-3	66
2/22	Detroit	L 1-5	28-25-7-3	66
2/24	Montreal	W 4-1	29-25-7-3	68
2/26	Buffalo	W 3-2	30-25-7-3	70
3/1	@ New Jersey	OTL 1-2*	30-25-7-4	71
3/2	Carolina	W 2-0	31-25-7-4	73
3/4	@ Buffalo	W 2-1	32-25-7-4	75
3/6	Atlanta	T 4-4*	32-25-8-4	76
3/8	@ Boston	OTL 4-5*	32-25-8-5	77
3/10	Philadelphia	W 2-1*	33-25-8-5	79
3/14	Los Angeles	L 1-3	33-26-8-5	79
3/16	Colorado	W 2-1	34-26-8-5	81
3/20	@ Calgary	W 4-1	35-26-8-5	83
3/22	@ Edmonton	L 3-5	35-27-8-5	83
3/23	@ Vancouver	L 0-6	35-28-8-5	83
3/25	@ Montreal	W 4-3*	36-28-8-5	85
3/28	@ Ottawa	W 3-2	37-28-8-5	87
3/29	@ Toronto	OTL 3-4*	37-28-8-6	88
4/1	Florida	W 3-0	38-29-8-6	90
4/3	Ottawa	L 1-5	38-29-8-6	90
4/5	Pittsburgh	W 5-3	39-29-8-6	92

\* Denotes overtime game



2000-01

	W	L	T	OTL	PTS
Home	24	9	6	2	56
Away	17	18	4	2	40
1st Half	18	14	8	1	45
2nd Half	23	13	2	3	51
October	2	5	4	1	9
November	5	5	2	0	12
December	10	3	1	0	21
January	6	6	2	0	14
February	9	1	1	0	19
March	7	5	0	2	16
April	2	2	0	1	5

Head Coach: Ron Wilson



STEVE KONOWALCHUK

Player	GP	G	A	PTS	PIM	+/-	PPG	SH	GW
Adam Oates	81	13	69	82	28	-9	5	0	4
Peter Bondra	82	45	36	81	60	8	22	4	8
Sergei Gonchar	76	19	38	57	70	12	8	0	2
Ulf Dahlen	73	15	33	48	6	11	6	0	2
Steve Konowalchuk	82	24	23	47	87	8	6	0	5
Jeff Halpern	80	21	21	42	60	13	2	1	5
Dmitri Khristich	70	13	25	38	16	E	6	0	4
Washington	43	10	19	29	8	-8	4	0	4
Andrei Nikolishin	81	13	25	38	34	9	4	0	2
Trevor Linden	69	15	22	37	60	E	6	0	3
Washington	12	3	1	4	8	2	0	0	0
Calle Johansson	76	7	29	36	26	11	5	0	0
Richard Zednik	62	16	19	35	61	-2	4	0	3
Dainius Zubrus	61	13	13	26	37	-11	4	0	0
Washington	12	1	1	2	7	-4	1	0	0
Chris Simon	60	10	10	20	109	-12	4	0	2
Sylvain Cote	68	7	11	18	18	-3	1	1	1
Jan Bulis	39	5	13	18	26	E	1	0	0
Joe Sacco	69	7	7	14	48	4	0	0	0
Joe Reekie	74	2	9	11	77	14	0	0	1
Dmitri Mironov	36	3	5	8	6	-7	1	0	1
Jason Marshall	55	3	4	7	122	-13	2	1	1
Washington	5	0	0	0	17	-1	0	0	0
Brendan Witt	72	3	3	6	101	2	0	0	0
Ken Klee	54	2	4	6	60	-5	0	0	0
*Trent Whitfield	61	2	4	6	35	3	0	0	0
Glen Metropolit	15	1	5	6	10	-2	0	0	0
James Black	42	1	5	6	4	-3	0	0	0
Joe Murphy	14	1	5	6	20	-5	1	0	0
Matt Herr	22	2	3	5	17	3	0	0	1
Rob Zettler	29	0	4	4	55	E	0	0	0
Terry Yake	12	0	3	3	8	E	0	0	0
Olie Kolzig	72	0	2	2	14	E	0	0	0
Craig Billington	12	0	1	1	0	E	0	0	0
Craig Berube	22	0	1	1	18	-3	0	0	0
*Jakub Cutta	3	0	0	0	0	-1	0	0	0
*Kris Beech	4	0	0	0	2	-2	0	0	0
*Matt Pettinger	10	0	0	0	2	-1	0	0	0
Brantt Myhres	25	0	0	0	57	-5	0	0	0
Washington	5	0	0	0	29	E	0	0	0
Goaltender	GP	MIN	GA	SO	SV%	GAA	W-L-OT		
Olie Kolzig	72	4,278	177	5	7	2.48	37-26-8		
Craig Billington	12	660	27	0	0	2.45	3-5-2		
Corey Hirsch	1	20	0	0	0	0.00	1-0-0		

\* Indicates rookie

41-27-10-4, 96 points

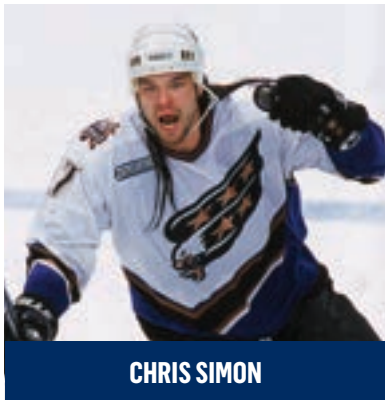
Date	Opponent	Result	Record	Pts
10/6	Los Angeles	L 1-4	0-1-0-0	0
10/7	@ Carolina	T 3-3*	0-1-1-0	1
10/11	@ Atlanta	T 3-3*	0-1-2-0	2
10/13	@ Nashville	L 1-3	0-2-2-0	2
10/15	@ Dallas	L 0-3	0-3-2-0	2
10/17	Colorado	OTL 3-4*	0-3-2-1	3
10/19	New Jersey	W 5-2	1-3-2-1	5
10/21	NY Islanders	T 4-4*	1-3-3-1	6
10/26	@ Boston	L 1-4	1-4-3-1	6
10/27	@ Columbus	L 1-3	1-5-3-1	6
10/29	@ Philadelphia	T 1-1*	1-5-4-1	7
10/31	Detroit	W 6-2	2-5-4-1	9
11/2	@ St. Louis	L 0-2	2-6-4-1	9
11/4	@ Florida	W 3-2	3-6-4-1	11
11/5	@ Tampa Bay	L 2-5	3-7-4-1	11
11/9	NY Rangers	L 3-5	3-8-4-1	11
11/12	Atlanta	T 2-2*	3-8-5-1	12
11/14	Phoenix	T 2-2*	3-8-6-1	13
11/17	Montreal	W 4-3	4-8-6-1	15
11/18	@ Philadelphia	L 3-5	4-9-6-1	15
11/22	Vancouver	W 3-2*	5-9-6-1	17
11/24	NY Islanders	W 1-0	6-9-6-1	19
11/25	@ Atlanta	L 1-2	6-10-6-1	19
11/29	Tampa Bay	W 4-1	7-10-6-1	21
12/1	Boston	W 3-2	8-10-6-1	23
12/2	@ Boston	W 2-0	9-10-6-1	25
12/6	@ NY Rangers	L 2-3	9-11-6-1	25
12/9	@ New Jersey	W 3-2	10-11-6-1	27
12/12	@ NY Islanders	W 3-2	11-11-6-1	29
12/14	Minnesota	W 2-1	12-11-6-1	31
12/16	Edmonton	W 4-0	13-11-6-1	33
12/18	San Jose	L 3-5	13-12-6-1	33
12/20	Buffalo	T 2-2*	13-12-7-1	34
12/21	@ Buffalo	W 3-1	14-12-7-1	36
12/23	Florida	W 5-3	15-12-7-1	38
12/27	@ Ottawa	W 5-1	16-12-7-1	40
12/29	@ New Jersey	L 2-4	16-13-7-1	40
12/30	Philadelphia	W 6-3	17-13-7-1	42
1/1	Atlanta	W 4-2	18-13-7-1	44
1/3	@ Pittsburgh	L 2-3	18-14-7-1	44
1/5	Boston	T 1-1*	18-14-8-1	45
1/6	@ Toronto	W 3-2	19-14-8-1	47
1/8	Pittsburgh	L 3-5	19-15-8-1	47
1/10	@ Minnesota	L 0-3	19-16-8-1	47
1/13	Atlanta	W 4-1	20-16-8-1	49
1/18	@ Ottawa	L 4-5	20-17-8-1	49
1/19	@ Chicago	L 1-3	20-18-8-1	49
1/23	@ Tampa Bay	W 5-2	21-18-8-1	51
1/24	Florida	W 2-1	22-18-8-1	53
1/27	@ Montreal	L 2-4	22-19-8-1	53
1/28	Philadelphia	W 4-2	23-19-8-1	55
1/30	Ottawa	T 1-1*	23-19-9-1	56
2/1	Toronto	W 5-4	24-19-9-1	58
2/7	@ Colorado	W 3-1	25-19-9-1	60
2/9	@ Anaheim	W 4-3	26-19-9-1	62
2/10	@ Los Angeles	W 4-3	27-19-9-1	64
2/13	@ Calgary	T 4-4*	27-19-10-1	65
2/14	@ Vancouver	W 4-3*	28-19-10-1	67
2/17	@ Montreal	W 6-3	29-19-10-1	69
2/21	Nashville	W 2-1	30-19-10-1	71
2/23	Montreal	W 3-1	31-19-10-1	73
2/24	@ Carolina	W 2-1	32-19-10-1	75
2/27	Chicago	L 2-3	32-20-10-1	75
3/1	Toronto	OTL 2-3*	32-20-10-2	76
3/3	Pittsburgh	W 4-3	33-20-10-2	78
3/6	@ NY Islanders	W 5-1	34-20-10-2	80
3/7	@ Pittsburgh	W 4-3	35-20-10-2	82
3/9	NY Rangers	W 5-3	36-20-10-2	84
3/11	Ottawa	W 6-5	37-20-10-2	86
3/13	Anaheim	L 0-2	37-21-10-2	86
3/15	Carolina	L 0-3	37-22-10-2	86
3/17	Buffalo	L 2-3	37-23-10-2	86
3/19	@ NY Rangers	L 3-6	37-24-10-2	86
3/23	@ Florida	L 1-4	37-25-10-2	86
3/24	@ Tampa Bay	W 3-2	38-25-10-2	88
3/28	Carolina	W 7-0	39-25-10-2	90
3/30	@ Carolina	OTL 3-4*	39-25-10-3	91
4/1	@ Detroit	OTL 1-2*	39-25-10-4	92
4/3	New Jersey	L 4-6	39-26-10-4	92
4/5	Florida	W 3-0	40-26-10-4	94
4/6	@ Buffalo	L 1-2	40-27-10-4	94
4/8	Tampa Bay	W 2-1	41-27-10-4	96

\* Denotes overtime game

## 1999-00 44-24-12-2, 102 points

	W	L	T	OTL	PTS
Home	26	5	8	2	62
Away	18	19	4	0	40
1st Half	17	16	7	1	42
2nd Half	27	8	5	1	60
October	2	6	2	0	6
November	7	3	2	1	17
December	4	6	2	0	10
January	11	1	2	0	24
February	8	4	2	0	18
March	10	2	1	1	22
April	2	2	1	0	5

Head Coach: Ron Wilson



Player	GP	G	A	PTS	PIM	+/-	PPG	SH	GW
Adam Oates	82	15	56	71	14	13	5	0	6
Sergei Gonchar	73	18	36	54	52	26	5	0	3
Chris Simon	75	29	20	49	146	11	7	0	5
Steve Konowalchuk	82	16	27	43	80	19	3	0	1
Peter Bondra	62	21	17	38	30	5	5	3	5
Ulf Dahlen	75	15	23	38	8	11	5	0	4
Richard Zednik	69	19	16	35	54	6	1	0	2
Calle Johansson	82	7	25	32	24	13	1	0	3
Jan Bulis	56	9	22	31	30	7	0	0	1
*Jeff Halpern	79	18	11	29	39	21	4	4	1
Joe Murphy	55	12	15	27	94	1	4	0	2
Washington	29	5	8	13	53	8	1	0	2
Andrei Nikolishin	76	11	14	25	28	6	0	2	2
Terry Yake	61	10	14	24	34	4	3	0	3
Washington	35	6	5	11	12	2	1	0	1
Joe Sacco	79	7	16	23	50	7	0	0	1
Dmitri Mironov	73	3	19	22	28	7	1	0	0
Ken Klee	80	7	13	20	79	8	0	0	2
*Glen Metropolit	30	6	13	19	4	5	1	0	1
James Black	49	8	9	17	6	-1	1	0	1
Jim McKenzie	61	4	5	9	64	-5	0	0	0
Washington	30	1	2	3	16	E	0	0	0
Brendan Witt	77	1	7	8	114	5	0	0	0
Joe Reekie	59	0	7	7	50	21	0	0	0
Jaroslav Svejtkovsky	23	1	2	3	2	-7	1	0	0
Jeff Toms	20	1	2	3	4	-1	0	0	1
Mike Eagles	25	2	0	2	15	-7	0	0	1
*Alexei Tezikov	23	1	1	2	2	-2	1	0	1
Rob Zettler	12	0	2	2	19	-1	0	0	0
Olie Kolzig	73	0	2	2	6	E	0	0	0
*Miika Elomo	2	0	1	1	2	1	0	0	0
*Nolan Baumgartner	8	0	1	1	2	1	0	0	0
Barrie Moore	1	0	0	0	0	E	0	0	0
*Alexander Volchkov	3	0	0	0	0	-2	0	0	0
Jamie Huscroft	7	0	0	0	11	-5	0	0	0
Craig Billington	13	0	0	0	0	E	0	0	0
<b>Goaltender</b>	<b>GP</b>	<b>MIN</b>	<b>GA</b>	<b>SO</b>	<b>SV%</b>	<b>GAA</b>	<b>W-L-OT</b>		
Olie Kolzig	73	4,371	163	5	1	2.24	41-20-11		
Craig Billington	13	611	28	2	2	2.75	3-6-1		

\* Indicates rookie

Date	Opponent	Result	Record	Pts
10/2	@ Florida	L 3-4	0-1-0-0	0
10/8	@ Buffalo	W 3-2	1-1-0-0	2
10/9	Los Angeles	T 2-2*	1-1-1-0	3
10/12	Philadelphia	W 5-4	2-1-1-0	5
10/16	San Jose	L 2-3	2-2-1-0	5
10/19	Anaheim	L 1-7	2-3-1-0	5
10/23	@ Phoenix	T 2-2*	2-3-2-0	6
10/26	@ Los Angeles	L 2-5	2-4-2-0	6
10/29	@ Anaheim	L 2-5	2-5-2-0	6
10/31	@ San Jose	L 1-2	2-6-2-0	6
11/3	Ottawa	W 3-1	3-6-2-0	8
11/5	Toronto	W 5-3	4-6-2-0	10
11/7	@ Carolina	L 2-3	4-7-2-0	10
11/9	Tampa Bay	W 2-1	5-7-2-0	12
11/11	NY Rangers	OTL 4-5*	5-7-2-1	13
11/13	New Jersey	W 4-2	6-7-2-1	15
11/17	Dallas	T 2-2*	6-7-3-1	16
11/19	Carolina	T 3-3*	6-7-4-1	17
11/20	@ Boston	W 3-0	7-7-4-1	19
11/24	@ Buffalo	L 2-5	7-8-4-1	19
11/26	Nashville	W 1-0	8-8-4-1	21
11/27	@ NY Islanders	W 4-3	9-8-4-1	23
11/29	@ Toronto	L 1-3	9-9-4-1	23
12/2	Boston	T 2-2	9-9-5-1	24
12/4	@ Florida	L 1-2	9-10-5-1	24
12/7	NY Islanders	W 4-2	10-10-5-1	26
12/9	@ Pittsburgh	L 0-3	10-11-5-1	26
12/13	Montreal	L 0-1	10-12-5-1	26
12/15	@ Atlanta	W 4-0	11-12-5-1	28
12/17	@ NY Rangers	W 3-2*	12-12-5-1	30
12/18	@ New Jersey	L 4-5	12-13-5-1	30
12/21	@ Edmonton	L 2-6	12-14-5-1	30
12/22	@ Vancouver	L 3-6	12-15-5-1	30
12/27	Chicago	T 2-2*	12-15-6-1	31
12/29	Pittsburgh	W 3-2*	13-15-6-1	33
1/1	St. Louis	T 1-1*	13-15-7-1	34
1/4	Montreal	W 6-1	14-15-7-1	36
1/6	@ Atlanta	L 1-3	14-16-7-1	36
1/8	Atlanta	W 3-0	15-16-7-1	38
1/12	@ Atlanta	W 5-2	16-16-7-1	40
1/14	@ New Jersey	W 3-2*	17-16-7-1	42
1/16	Ottawa	W 2-1	18-16-7-1	44
1/17	@ Tampa Bay	W 6-3	19-16-7-1	46
1/19	@ Florida	W 3-1	20-16-7-1	48
1/22	@ Toronto	T 5-5*	20-16-8-1	49
1/24	Tampa Bay	W 8-2	21-16-8-1	51
1/26	Calgary	W 2-1	22-16-8-1	53
1/28	Phoenix	W 3-2*	23-16-8-1	55
1/30	Philadelphia	W 2-0	24-16-8-1	57
2/1	@ Pittsburgh	L 2-3	24-17-8-1	57
2/3	Carolina	W 2-1	25-17-8-1	59
2/8	@ Boston	T 2-2*	25-17-9-1	60
2/10	@ Montreal	W 1-0	26-17-9-1	62
2/12	@ Nashville	W 4-2	27-17-9-1	64
2/13	@ Dallas	L 1-2	27-18-9-1	64
2/15	Colorado	W 2-1	28-18-9-1	66
2/18	@ Chicago	W 5-4	29-18-9-1	68
2/19	@ Philadelphia	L 2-4	29-19-9-1	68
2/21	@ Carolina	T 1-1*	29-19-10-1	69
2/23	Florida	W 3-2*	30-19-10-1	71
2/25	Boston	L 0-3	30-20-10-1	71
2/26	@ Montreal	W 3-0	31-20-10-1	73
2/28	@ NY Islanders	W 3-2	32-20-10-1	75
3/1	@ Tampa Bay	W 4-2	33-20-10-1	77
3/3	Detroit	T 2-2*	33-20-11-1	78
3/5	Buffalo	W 2-1	34-20-11-1	80
3/7	Florida	W 4-2	35-20-11-1	82
3/9	@ Philadelphia	L 1-3	35-21-11-1	82
3/11	New Jersey	W 4-2	36-21-11-1	84
3/15	NY Islanders	W 4-3	37-21-11-1	86
3/17	Carolina	W 4-2	38-21-11-1	88
3/19	Tampa Bay	W 5-2	39-21-11-1	90
3/20	@ St. Louis	L 1-2	39-22-11-1	90
3/23	@ NY Rangers	W 4-1	40-22-11-1	92
3/25	@ Ottawa	W 4-3	41-22-11-1	94
3/28	Atlanta	W 5-2	42-22-11-1	96
3/30	Pittsburgh	OTL 3-4*	42-22-11-2	97
4/1	Toronto	L 3-4	42-23-11-2	97
4/3	NY Rangers	W 4-1	43-23-11-2	99
4/4	@ Ottawa	L 0-4	43-24-11-2	99
4/7	@ Detroit	W 4-2	44-24-11-2	101
4/9	Buffalo	T 1-1*	44-24-12-2	102

\* Denotes overtime game

\*\* Denotes shootout

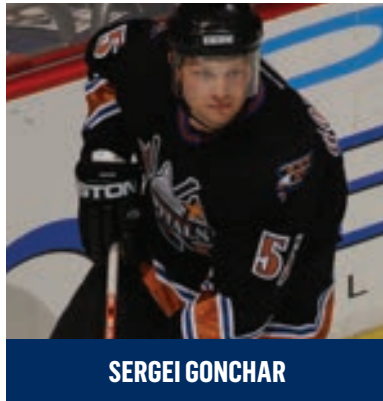


## 1998-99

## 31-45-6, 68 points

	W	L	T	PTS
Home	16	23	2	34
Away	15	22	4	34
1st Half	16	22	3	35
2nd Half	15	23	3	33
October	3	3	3	9
November	4	8	0	8
December	4	8	0	8
January	5	7	1	11
February	9	4	1	19
March	4	8	1	9
April	2	7	0	4

Head Coach: Ron Wilson



SERGEI GONCHAR

Player	GP	G	A	PTS	PIM	+/-	PPG	SH	GW
Peter Bondra	66	31	24	55	56	-1	6	3	5
Adam Oates	59	12	42	54	22	-1	3	0	0
Joe Juneau	63	14	27	41	20	-3	2	1	3
Brian Bellows	76	17	19	36	26	-12	8	0	3
Andrei Nikolishin	73	8	27	35	28	E	0	1	1
Calle Johansson	67	8	21	29	22	10	2	0	2
Steve Konowalchuk	45	12	12	24	26	E	4	1	2
Jan Bulis	38	7	16	23	6	3	3	0	3
Ken Klee	78	7	13	20	80	-9	0	0	1
Sergei Gonchar	53	21	10	31	57	1	13	1	3
James Black	75	16	14	30	14	5	1	1	3
Richard Zednik	49	9	8	17	50	-6	1	0	2
Dmitri Mironov	46	2	14	16	80	-5	2	0	0
Jaroslav Svejkovsky	25	6	8	14	12	-2	4	0	2
Michal Pivonka	36	5	6	11	12	-6	2	0	0
Chris Simon	23	3	7	10	48	-4	0	0	0
Joe Reekie	73	0	10	10	68	11	0	0	0
Craig Berube	66	5	4	9	166	-7	0	0	0
*Benoit Gratton	16	4	3	7	16	-1	0	0	0
Brendan Witt	54	2	5	7	87	-6	0	0	0
Kelly Miller	62	2	5	7	29	-5	0	0	1
Mike Eagles	52	4	2	6	50	-5	0	0	0
Jeff Toms	21	1	5	6	2	E	0	0	0
Mark Tinordi	48	0	6	6	108	-6	0	0	0
Dale Hunter	50	0	5	5	102	-7	0	0	0
Enrico Ciccone	59	3	1	4	127	-7	0	0	0
Washington	43	2	0	2	103	-6	0	0	0
*Matt Herr	30	2	2	4	8	-7	1	0	0
Trevor Halverson	17	0	4	4	28	-5	0	0	0
Tom Chorske	19	0	3	3	6	-3	0	0	0
Washington	17	0	2	2	4	-4	0	0	0
Olie Kolzig	64	0	2	2	19	E	0	0	0
*Patrick Boileau	4	0	1	1	2	-4	0	0	0
Mike Rosati	1	0	0	0	0	E	0	0	0
Patrik Augusta	2	0	0	0	0	E	0	0	0
*Martin Brochu	2	0	0	0	2	E	0	0	0
Patrice Lefebvre	3	0	0	0	2	-2	0	0	0
Brad Shaw	4	0	0	0	4	E	0	0	0
*Nolan Baumgartner	5	0	0	0	0	-3	0	0	0
*Alexei Tezikov	5	0	0	0	0	-1	0	0	0
Stewart Malgunas	10	0	0	0	6	-5	0	0	0
Steve Poapst	22	0	0	0	8	-8	0	0	0
Rick Tabaracci	23	0	0	0	2	E	0	0	0
<b>Goaltender</b>	<b>GP</b>	<b>MIN</b>	<b>GA</b>	<b>SO</b>	<b>SV%</b>	<b>GAA</b>	<b>W-L-OT</b>		
Olie Kolzig	64	3,586	154	4	5	2.58	26-31-3		
Rick Tabaracci	23	1,193	50	2	3	2.51	4-12-3		
Martin Brochu	2	120	6	0	0	3.00	0-2-0		
Mike Rosati	1	28	0	0	0	0.00	1-0-0		

Date	Opponent	Result	Record	Pts
10/10	Anaheim	W 1-0	1-0-0	2
10/13	Detroit	L 2-3	1-1-0	2
10/16	Montreal	T 2-2*	1-1-1	3
10/18	@ Tampa Bay	W 4-1	2-1-1	5
10/21	Vancouver	L 1-2	2-2-1	5
10/23	@ Buffalo	W 1-0	3-2-1	7
10/24	Florida	T 2-2*	3-2-2	8
10/28	@ Edmonton	L 2-8	3-3-2	8
10/30	@ Calgary	T 0-0*	3-3-3	9
11/1	@ Vancouver	L 1-4	3-4-3	9
11/4	Tampa Bay	L 2-5	3-5-3	9
11/6	Carolina	L 2-3	3-6-3	9
11/7	@ Ottawa	W 8-5	4-6-3	11
11/12	Buffalo	L 0-2	4-7-3	11
11/14	@ NY Islanders	W 5-3	5-7-3	13
11/18	Toronto	W 4-1	6-7-3	15
11/20	Ottawa	L 1-4	6-8-3	15
11/21	@ Boston	L 4-5*	6-9-3	15
11/25	Pittsburgh	W 5-4	7-9-3	17
11/27	@ Dallas	L 0-4	7-10-3	17
11/28	@ St. Louis	L 2-4	7-11-3	17
12/1	New Jersey	L 0-4	7-12-3	17
12/4	NY Islanders	W 5-1	8-12-3	19
12/5	@ Philadelphia	L 1-2	8-13-3	19
12/9	@ Los Angeles	L 1-2	8-14-3	19
12/11	@ Anaheim	L 0-1	8-15-3	19
12/12	@ San Jose	L 1-2	8-16-3	19
12/17	@ Chicago	W 3-1	9-16-3	21
12/19	@ Pittsburgh	L 0-3	9-17-3	21
12/23	@ Florida	W 4-0	10-17-3	23
12/26	@ Nashville	L 1-3	10-18-3	23
12/28	Boston	W 5-1	11-18-3	25
12/30	New Jersey	L 2-3	11-19-3	25
1/1	Ottawa	L 3-4	11-20-3	25
1/2	@ Toronto	W 5-2	12-20-3	27
1/7	NY Rangers	W 5-1	13-20-3	29
1/9	@ New Jersey	W 3-2	14-20-3	31
1/11	NY Islanders	W 4-3	15-20-3	33
1/13	Philadelphia	L 0-3	15-21-3	33
1/15	Montreal	L 0-3	15-22-3	33
1/16	@ Carolina	W 3-2*	16-22-3	35
1/18	@ Montreal	T 4-4*	16-22-4	36
1/21	@ Philadelphia	L 1-4	16-23-4	36
1/26	NY Rangers	L 1-4	16-24-4	36
1/29	Los Angeles	L 3-6	16-25-4	36
1/30	@ Toronto	L 3-5	16-26-4	36
2/1	@ NY Rangers	W 3-1	17-26-4	38
2/3	Tampa Bay	W 10-1	18-26-4	40
2/5	Carolina	W 4-1	19-26-4	42
2/7	Buffalo	W 3-1	20-26-4	44
2/9	@ NY Islanders	W 2-1	21-26-4	46
2/12	@ New Jersey	W 3-2	22-26-4	48
2/13	@ Ottawa	L 1-2	22-27-4	48
2/15	@ Pittsburgh	L 3-7	22-28-4	48
2/18	@ Carolina	T 2-2*	22-28-5	49
2/20	San Jose	W 3-1	23-28-5	51
2/22	Toronto	W 4-3	24-28-5	53
2/24	Phoenix	L 1-2	24-29-5	53
2/27	@ Boston	L 3-4	24-30-5	53
2/28	Pittsburgh	W 4-3	25-30-5	55
3/2	@ Tampa Bay	W 8-2	26-30-5	57
3/4	NY Rangers	L 2-4	26-31-5	57
3/6	Edmonton	W 4-3	27-31-5	59
3/9	Colorado	L 2-3*	27-32-5	59
3/11	Florida	L 1-2	27-33-5	59
3/13	Calgary	L 4-5*	27-34-5	59
3/15	@ NY Rangers	T 1-1*	27-34-6	60
3/17	Dallas	W 2-1*	28-34-6	62
3/20	@ Montreal	W 1-0	29-34-6	64
3/21	Boston	L 1-4	29-35-6	64
3/25	@ Phoenix	L 2-4	29-36-6	64
3/26	@ Colorado	L 1-3	29-37-6	64
3/30	Nashville	L 2-3	29-38-6	64
4/1	Florida	W 5-3	30-38-6	66
4/3	@ Tampa Bay	L 3-4	30-39-6	66
4/5	@ Florida	W 3-0	31-39-6	68
4/7	St. Louis	L 2-4	31-40-6	68
4/8	@ New Jersey	L 0-1	31-41-6	68
4/10	Philadelphia	L 1-2	31-42-6	68
4/12	Chicago	L 2-4	31-43-6	68
4/14	@ Carolina	L 0-3	31-44-6	68
4/18	@ Buffalo	L 0-3	31-45-6	68

\* Denotes overtime game

\* Indicates rookie

**1997-98**

	W	L	T	OTL	PTS
Home	23	12	6	6	52
US Airways	5	3	2	2	12
MCI Center	18	9	4	4	40
Away	17	18	6	4	40
1st Half	18	15	8	4	44
2nd Half	22	15	4	4	48
October	7	4	2	2	16
November	6	6	2	14	14
December	4	5	4	12	12
January	9	2	2	20	20
February	0	4	1	1	
March	8	7	0	16	
April	6	2	1	13	

**Head Coach: Ron Wilson**

Player	GP	G	A	PTS	PIM	+/-	PPG	SH	GW
Peter Bondra	76	52	26	78	44	14	11	5	13
Adam Oates	82	18	58	76	36	6	3	2	3
Calle Johansson	73	15	20	35	30	-11	10	1	1
Steve Konowalchuk	80	10	24	34	80	9	2	0	2
Joe Juneau	56	9	22	31	26	8	4	1	1
Phil Housley	64	6	25	31	24	10	4	1	0
Jeff Brown	60	4	24	28	32	5	4	0	0
Washington	9	0	6	6	6	4	0	0	0
*Richard Zednik	65	17	9	26	28	-2	2	0	2
Dale Hunter	82	8	18	26	103	1	0	0	1
Andrew Brunette	28	11	12	23	12	2	4	0	2
Sergei Gonchar	72	5	16	21	66	2	2	0	0
Esa Tikkanen	48	3	18	21	18	-11	1	0	2
Washington	20	2	10	12	2	-4	1	0	0
Mark Tinordi	47	8	9	17	39	9	0	1	0
Chris Simon	28	7	10	17	38	1	4	0	1
Andrei Nikolishin	38	6	10	16	14	1	1	0	1
*Jan Bulis	48	5	11	16	18	-5	0	0	0
Craig Berube	74	6	9	15	189	-3	0	0	0
Kelly Miller	76	7	7	14	41	-2	0	3	3
Todd Krygier	45	2	12	14	30	-3	0	0	1
Jeff Toms	46	4	6	10	15	-17	0	0	1
Washington	33	3	4	7	8	-11	0	0	1
Joe Reekie	68	2	8	10	70	15	0	0	1
Brian Bellows	11	6	3	9	6	-3	5	0	2
Michal Pivonka	33	3	6	9	20	5	0	0	1
Brendan Witt	64	1	7	8	112	-11	0	0	0
Ken Klee	51	4	2	6	46	-3	0	0	1
*Jaroslav Svejksky	17	4	1	5	10	-5	2	0	
Mike Eagles	36	1	3	4	16	2	0	0	0
*Jan Benda	9	0	3	3	6	1	0	0	0
*Nolan Baumgartner	4	0	1	1	0	E	0	0	0
*Benoit Gratton	6	0	1	1	6	1	0	0	0
Bill Ranford	22	0	1	1	0	E	0	0	0
Olie Kolzig	64	0	1	1	12	E	0	0	0
Pat Peake	1	0	0	0	4	E	0	0	0
*Brad Church	2	0	0	0	0	E	0	0	0
*Dwayne Hay	2	0	0	0	2	E	0	0	0
*Ryan Mulhern	3	0	0	0	0	E	0	0	0
David Harlock	6	0	0	0	4	2	0	0	0
Stewart Malgunas	8	0	0	0	12	1	0	0	0
<b>Goaltender</b>	<b>GP</b>	<b>MIN</b>	<b>GA</b>	<b>SO</b>	<b>SV%</b>	<b>GAA</b>	<b>W-L-OT</b>		
Olie Kolzig	64	3,788	139	5	5	2.20	33-18-10		
Bill Ranford	22	1,183	55	0	3	2.79	7-12-2		

\* Indicates rookie

**40-30-12, 92 points**

**CALLE JOHANSSON**

Date	Opponent	Result	Record	Pts
11/01	@ Toronto	W 4-1	1-0-0	2
10/3	Buffalo	W 6-2	2-0-0	4
10/4	New Jersey	W 4-1	3-0-0	6
10/8	@ NY Islanders	W 6-3	4-0-0	8
10/9	@ Buffalo	L 2-5	4-1-0	8
10/11	NY Islanders	W 3-1	5-1-0	10
10/15	@ Chicago	W 2-0	6-1-0	12
10/18	@ Montreal	W 3-2	7-1-0	14
10/22	@ Colorado	L 3-4	7-2-0	14
10/23	@ Phoenix	T 3-3*	7-2-1	15
10/25	@ St. Louis	L 2-5	7-3-1	15
10/29	Dallas	L 3-4	7-4-1	15
10/31	Philadelphia	T 2-2*	7-4-2	16
11/1	@ New Jersey	L 1-3	7-5-2	16
11/4	Vancouver	W 2-1	8-5-2	18
11/6	@ Boston	L 0-2	8-6-2	18
11/8	Edmonton	W 2-1	9-6-2	20
11/9	@ Florida	L 2-3	9-7-2	20
11/12	@ Pittsburgh	W 4-1	10-7-2	22
11/13	@ Buffalo	W 3-2	11-7-2	24
11/15	@ Montreal	W 3-2	12-7-2	26
11/18	Colorado	T 6-6*	12-7-3	27
11/22	San Jose	L 2-5	12-8-3	27
11/23	@ Florida	W 5-2	13-8-3	29
11/26	Montreal	L 5-6	13-9-3	29
11/27	@ Ottawa	L 1-3	13-10-3	29
11/29	@ Boston	T 1-1*	13-10-4	30
12/2	@ NY Rangers	W 3-2*	14-10-4	32
12/5	Florida	W 3-2*	15-10-4	34
12/7	@ Florida	L 4-5	15-11-4	34
12/10	@ San Jose	T 3-3*	15-11-5	35
12/12	@ Anaheim	L 4-6	15-12-5	35
12/13	@ Los Angeles	T 2-2*	15-12-6	36
12/16	NY Islanders	T 2-2*	15-12-7	37
12/18	Florida	L 0-4	15-13-7	37
12/20	@ Carolina	W 2-1	16-13-7	39
12/23	New Jersey	T 1-1*	16-13-8	40
12/26	Pittsburgh	L 1-4	16-14-8	40
12/27	Ottawa	L 0-3	16-15-8	40
12/29	St. Louis	W 4-2	17-15-8	42
1/1	Anaheim	W 3-2	18-15-8	44
1/3	NY Rangers	L 2-3	18-16-8	44
1/6	Toronto	W 5-3	19-16-8	46
1/8	@ NY Rangers	W 5-3	20-16-8	48
1/9	Philadelphia	W 4-1	21-16-8	50
1/11	@ Detroit	L 0-2	21-17-8	50
1/13	Ottawa	W 4-0	22-17-8	52
1/15	Chicago	W 3-2	23-17-8	54
1/21	@ Tampa Bay	W 3-2*	24-17-8	56
1/25	Boston	W 4-1	25-17-8	58
1/26	@ NY Rangers	T 2-2*	25-17-9	59
1/28	Pittsburgh	T 2-2*	25-17-10	60
1/31	@ Philadelphia	W 3-2*	26-17-10	62
2/1	Detroit	L 2-4	26-18-10	62
2/4	@ Pittsburgh	T 2-2*	26-18-11	63
2/7	Tampa Bay	L 3-4	26-19-11	63
2/25	Tampa Bay	L 3-4	26-20-11	63
2/28	@ Tampa Bay	L 2-5	26-21-11	63
3/1	Buffalo	L 0-3	26-22-11	63
3/3	Boston	L 0-3	26-23-11	63
3/5	@ Philadelphia	L 2-3	26-24-11	63
3/7	Florida	W 6-3	27-24-11	65
3/9	Calgary	W 5-2	28-24-11	67
3/12	@ NY Islanders	W 2-1	29-24-11	69
3/14	@ Ottawa	L 0-4	29-25-11	69
3/16	Phoenix	W 2-1	30-25-11	71
3/18	Carolina	W 1-0	31-25-11	73
3/20	New Jersey	W 2-0	32-25-11	75
3/21	@ New Jersey	L 2-3	32-26-11	75
3/25	@ Edmonton	L 2-4	32-27-11	75
3/26	@ Calgary	L 2-3	32-28-11	75
3/28	@ Vancouver	W 3-2	33-28-11	77
3/31	NY Islanders	W 5-2	34-28-11	79
4/2	Tampa Bay	W 4-1	35-28-11	81
4/4	Los Angeles	W 3-2	36-28-11	83
4/6	Montreal	T 2-2*	36-28-12	84
4/8	@ Dallas	L 1-2*	36-29-12	84
4/11	@ Philadelphia	L 3-4	36-30-12	84
4/13	@ NY Islanders	W 2-0	37-30-12	86
4/14	NY Rangers	W 3-1	38-30-12	88
4/18	@ Carolina	W 4-3	39-30-12	90
4/19	Carolina	W 2-1	40-30-12	92

\* Denotes overtime game

\*\* Denotes shootout

## 1996-97

	W	L	T	PTS
Home	19	17	5	43
Away	14	23	4	32
1st Half	17	20	4	38
2nd Half	16	20	5	37
October	4	6	0	8
November	9	5	1	19
December	2	9	2	6
January	5	5	2	12
February	4	6	2	10
March	6	7	1	13
April	3	2	1	7

Head Coach: Jim Schoenfeld



PETER BONDRA

Player	GP	G	A	PTS	PIM	+/-	PPG	SH	GW
Adam Oates	80	22	60	82	14	-5	3	2	5
Washington	17	4	8	12	4	-2	1	0	1
Peter Bondra	77	46	31	77	72	7	10	4	3
Dale Hunter	82	14	32	46	125	-2	3	0	5
Steve Konowalchuk	78	17	25	42	67	-3	2	1	3
Joe Juneau	58	15	27	42	8	-11	9	1	3
Rick Tocchet	53	21	19	40	98	-3	4	0	2
Washington	13	5	5	10	31	E	1	0	1
Phil Housley	77	11	29	40	24	-10	3	1	2
Sergei Gonchar	57	13	17	30	36	-11	3	0	3
Andrei Nikolishin	71	9	19	28	32	3	1	0	0
Washington	59	7	14	21	30	5	1	0	0
Kelly Miller	77	10	14	24	33	4	0	1	3
Sylvain Cote	57	6	18	24	28	11	2	0	0
Michal Pivonka	54	7	16	23	22	-15	2	0	1
Chris Simon	42	9	13	22	165	-1	3	0	1
Jason Allison	53	5	17	22	25	-3	1	0	1
Calle Johansson	65	6	11	17	16	-2	2	0	0
Todd Krygier	47	5	11	16	37	-10	1	0	1
*Andrew Brunette	53	4	7	11	12	-3	2	0	0
Ken Klee	80	3	8	11	115	-5	0	0	2
*Jaroslav Svejksky	19	7	3	10	4	-1	2	0	1
Joe Reekie	65	1	8	9	107	8	0	0	0
Mark Tinordi	56	2	6	8	118	3	0	0	0
Mike Eagles	70	1	7	8	42	-4	0	0	0
Craig Berube	80	4	3	7	218	-11	0	0	1
Anson Carter	19	3	2	5	7	E	1	0	1
Brendan Witt	44	3	2	5	88	-20	0	0	0
Keith Jones	11	2	3	5	13	-2	1	0	0
*Richard Zednik	11	2	1	3	4	-5	1	0	0
Kevin Kaminski	38	1	2	3	130	E	0	0	0
Eric Charron	25	1	1	2	20	1	0	0	0
Bill Ranford	55	0	1	1	7	E	0	0	0
*Patrick Boileau	1	0	0	0	0	E	0	0	0
Curtis Leschyshyn	2	0	0	0	2	E	0	0	0
Pat Peake	4	0	0	0	4	1	0	0	0
Stewart Malgunas	6	0	0	0	2	2	0	0	0
Stefan Ustorf	6	0	0	0	2	-3	0	0	0
Olie Kolzig	29	0	0	0	4	E	0	0	0
Jim Carey	40	0	0	0	6	E	0	0	0
Goaltender	GP	MIN	GA	SO	SV%	GAA	W-L-OT		
Jim Carey	40	2,293	105	1	2	2.75	17-18-3		
Olie Kolzig	29	1,645	71	2	6	2.59	8-15-4		
Bill Ranford	18	1,009	46	0	1	2.74	8-7-2		

\* Indicates rookie

## 33-40-9, 75 points

Date	Opponent	Result	Record	Pts
10/5	Chicago	L 2-5	0-1-0	0
10/8	@ Dallas	L 3-5	0-2-0	0
10/11	Tampa Bay	W 6-2	1-2-0	2
10/12	Los Angeles	L 3-4	1-3-0	2
10/18	Buffalo	L 1-4	1-4-0	2
10/19	@ Pittsburgh	L 1-2	1-5-0	2
10/23	@ NY Rangers	W 3-2	2-5-0	4
10/26	@ St. Louis	W 6-4	3-5-0	6
10/28	@ Colorado	L 0-1	3-6-0	6
10/30	Philadelphia	W 4-2	4-6-0	8
11/1	Pittsburgh	W 4-2	5-6-0	10
11/2	@ NY Islanders	L 1-6	5-7-0	10
11/6	@ Tampa Bay	W 2-1	6-7-0	12
11/7	@ Florida	L 2-4	6-8-0	12
11/9	NY Rangers	W 3-2	7-8-0	14
11/12	@ New Jersey	L 2-3*	7-9-0	14
11/14	@ Philadelphia	W 5-2	8-9-0	16
11/15	Montreal	W 3-1	9-9-0	18
11/18	@ Florida	W 4-2	10-9-0	20
11/19	Boston	T 2-2*	10-9-1	21
11/22	@ New Jersey	W 5-1	11-9-1	23
11/23	New Jersey	W 4-3	12-9-1	25
11/27	Ottawa	L 1-2	12-10-1	25
11/29	NY Islanders	L 0-2	12-11-1	25
11/30	@ Montreal	W 2-0	13-11-1	27
12/4	Detroit	L 0-2	13-12-1	27
12/6	Pittsburgh	L 3-5	13-13-1	27
12/7	@ NY Islanders	L 0-2	13-14-1	27
12/11	@ San Jose	L 2-3	13-15-1	27
12/13	@ Anaheim	L 4-5	13-16-1	27
12/14	@ Los Angeles	T 4-4*	13-16-2	28
12/17	@ Phoenix	L 3-4	13-17-2	28
12/20	San Jose	W 3-2	14-17-2	30
12/21	@ Boston	L 3-4	14-18-2	30
12/23	@ Tampa Bay	W 3-1	15-18-2	32
12/26	@ Detroit	L 4-5*	15-19-2	32
12/28	Florida	T 1-1*	15-19-3	33
12/30	@ Pittsburgh	L 3-5	15-20-3	33
1/1	Hartford	W 3-2*	16-20-3	35
1/3	Phoenix	W 3-0	17-20-3	37
1/4	@ Hartford	T 1-1*	17-20-4	38
1/9	NY Rangers	W 2-0	18-20-4	40
1/11	@ Philadelphia	T 3-3*	18-20-5	41
1/13	Toronto	W 6-3	19-20-5	43
1/15	@ Ottawa	L 1-5	19-21-5	43
1/20	@ Boston	W 3-2	20-21-5	45
1/22	NY Rangers	L 3-5	20-22-5	45
1/24	Dallas	L 2-5	20-23-5	45
1/26	Edmonton	L 1-3	20-24-5	45
1/29	Philadelphia	L 1-2	20-25-5	45
2/1	@ Florida	W 3-1	21-25-5	47
2/2	@ Buffalo	T 2-2*	21-25-6	48
2/7	@ Calgary	L 2-5	21-26-6	48
2/9	@ Edmonton	L 1-4	21-27-6	48
2/11	@ Vancouver	W 5-2	22-27-6	50
2/14	Tampa Bay	W 5-4*	23-27-6	52
2/15	@ Tampa Bay	L 1-4	23-28-6	52
2/18	Ottawa	L 1-6	23-29-6	52
2/22	@ Hartford	L 0-2	23-30-6	52
2/24	Boston	T 3-3*	23-30-7	53
2/26	@ Toronto	W 3-1	24-30-7	55
2/28	Anaheim	L 1-4	24-31-7	55
3/2	NY Islanders	L 0-2	24-32-7	55
3/4	Calgary	W 2-1	25-32-7	57
3/6	Colorado	W 6-3	26-32-7	59
3/9	@ Philadelphia	L 0-5	26-33-7	59
3/11	Vancouver	W 4-1	27-33-7	61
3/12	@ NY Rangers	L 2-3	27-34-7	61
3/15	@ New Jersey	L 2-3	27-35-7	61
3/16	Hartford	W 5-3	28-35-7	63
3/19	New Jersey	T 2-2*	28-35-8	64
3/21	Buffalo	L 1-4	28-36-8	64
3/22	@ Montreal	W 3-1	29-36-8	66
3/25	St. Louis	W 3-2	30-36-8	68
3/26	@ Chicago	L 3-5	30-37-8	68
3/29	Philadelphia	L 3-5	30-38-8	68
4/1	New Jersey	L 0-1	30-39-8	68
4/3	@ Ottawa	L 0-4	30-40-8	68
4/6	Florida	T 3-3*	30-40-9	69
4/10	Montreal	W 3-2	31-40-9	71
4/12	NY Islanders	W 6-2	32-40-9	73
4/13	@ Buffalo	W 8-3	33-40-9	75

\* Denotes overtime game

## 1995-96

	W	L	T	PTS
Home	21	15	5	47
Away	18	17	6	42
1st Half	20	17	4	44
2nd Half	19	15	7	45
October	7	3	0	14
November	4	8	2	10
December	7	4	1	15
January	5	6	2	12
February	6	4	3	15
March	7	4	3	17
April	3	3	0	6

Head Coach: Jim Schoenfeld



**JIM CAREY**

Player	GP	G	A	PTS	PIM	+/-	PPG	SH	GW
Michal Pivonka	73	16	65	81	36	18	6	2	5
Peter Bondra	67	52	28	80	40	18	11	4	7
Joe Juneau	80	14	50	64	30	-3	7	2	2
Todd Krygier	76	15	33	48	82	-1	3	1	0
Washington	16	6	5	11	12	8	1	0	0
Steve Konowalchuk	70	23	22	45	92	13	7	1	3
Keith Jones	68	18	23	41	103	8	5	0	2
Sergei Gonchar	78	15	26	41	60	25	4	0	4
Sylvain Cote	81	5	33	38	40	5	3	0	2
Dale Hunter	82	13	24	37	112	5	4	0	3
Pat Peake	62	17	19	36	46	7	8	0	3
Calle Johansson	78	10	25	35	50	13	4	0	0
Kelly Miller	74	7	13	20	30	7	0	2	1
*Stefan Ustorf	48	7	10	17	14	8	0	0	1
Mark Tinordi	71	3	10	13	113	26	2	0	0
Craig Berube	50	2	10	12	151	1	1	0	1
*Ken Klee	66	8	3	11	60	-1	0	1	2
Mike Eagles	70	4	7	11	75	-1	0	0	0
Joe Reekie	78	3	7	10	149	7	0	0	0
*Jeff Nelson	33	0	7	7	16	3	0	0	0
*Andrew Brunette	11	3	3	6	0	5	0	0	1
Jim Johnson	66	2	4	6	34	-3	0	0	0
*Brendan Witt	48	2	3	5	85	-4	0	0	1
*Martin Gendron	20	2	1	3	8	-5	0	0	0
Kevin Kaminski	54	1	2	3	164	-1	0	0	0
*Jason Allison	19	0	3	3	2	-3	0	0	0
Steve Poapst	3	1	0	1	0	-1	0	0	1
Eric Charron	18	0	1	1	22	-3	0	0	0
Washington	4	0	1	1	4	3	0	0	0
Stewart Malgunas	30	0	1	1	32	-10	0	0	0
Washington	1	0	0	0	0	E	0	0	0
Jim Carey	71	0	1	1	6	E	0	0	0
*Nolan Baumgartner	1	0	0	0	0	-1	0	0	0
*Richard Zednik	1	0	0	0	0	E	0	0	0
Denis Chasse	3	0	0	0	5	-1	0	0	0
Olie Kolzig	18	0	0	0	2	E	0	0	0
<b>Goaltender</b>	<b>GP</b>	<b>MIN</b>	<b>GA</b>	<b>SO</b>	<b>SV%</b>	<b>GAA</b>	<b>W-L-OT</b>		
Jim Carey	71	4,069	153	9	4	2.26	35-24-9		
Olie Kolzig	18	897	46	0	1	3.08	4-8-2		

\* Indicates rookie

## 39-32-11, 89 points

Date	Opponent	Result	Record	Pts
10/6	@ Winnipeg	L 4-6	0-1-0	0
10/8	New Jersey	L 3-6	0-2-0	0
10/9	@ New Jersey	L 4-6	0-3-0	0
10/11	@ NY Rangers	L 2-5	0-4-0	0
10/13	@ Toronto	L 1-7	0-5-0	0
10/15	Philadelphia	L 0-3	0-6-0	0
10/16	Buffalo	W 4-3	1-6-0	2
10/22	Los Angeles	W 6-3	2-6-0	4
10/24	@ Edmonton	W 3-2*	3-6-0	6
10/25	@ Calgary	L 2-3*	3-7-0	6
10/27	@ Vancouver	W 4-2	4-7-0	8
10/29	@ Anaheim	W 5-2	5-7-0	10
10/30	@ San Jose	W 4-2	6-7-0	12
11/5	Vancouver	W 3-2	7-7-0	14
11/9	Quebec	W 2-1	8-7-0	16
11/11	@ Tampa Bay	W 4-1	9-7-0	18
11/13	NY Rangers	L 0-2	9-8-0	18
11/16	San Jose	L 1-2	9-9-0	18
11/18	@ Pittsburgh	L 2-3	9-10-0	18
11/20	@ Florida	L 3-4	9-11-0	18
11/24	St. Louis	W 5-2	10-11-0	20
11/26	Pittsburgh	T 4-4*	10-11-1	21
11/28	@ NY Rangers	L 1-3	10-12-1	21
11/30	@ NY Islanders	L 4-6	10-13-1	21
12/3	Montreal	T 2-2*	10-13-2	22
12/4	@ Ottawa	W 6-1	11-13-2	24
12/7	Hartford	L 1-6	11-14-2	24
12/9	@ Philadelphia	W 4-2	12-14-2	26
12/11	@ Montreal	W 5-3	13-14-2	28
12/13	@ Quebec	L 3-5	13-15-2	28
12/17	Ottawa	W 11-2	14-15-2	30
12/18	@ Hartford	L 1-4	14-16-2	30
12/21	@ Philadelphia	W 4-1	15-16-2	32
12/23	NY Rangers	L 0-1	15-17-2	32
12/26	Pittsburgh	W 7-3	16-17-2	34
12/28	Florida	T 3-3*	16-17-3	35
12/30	Anaheim	W 3-0	17-17-3	37
1/1	Tampa Bay	T 5-5*	17-17-4	38
1/2	@ Boston	L 2-8	17-18-4	38
1/8	Chicago	W 4-1	18-18-4	40
1/9	@ New Jersey	W 4-0	19-18-4	42
1/11	Toronto	L 1-2	19-19-4	42
1/14	New Jersey	L 2-5	19-20-4	42
1/15	@ Quebec	W 4-0	20-20-4	44
1/17	@ Montreal	L 1-3	20-21-4	44
1/19	@ Florida	L 1-5	20-22-4	44
1/25	Boston	L 1-3	20-23-4	44
1/27	@ Buffalo	L 2-7	20-24-4	44
1/29	@ Philadelphia	W 4-2	21-24-4	46
1/30	Detroit	W 6-3	22-24-4	48
2/2 #	Philadelphia	W 5-2	23-24-5	50
2/4	Montreal	L 0-4	23-25-5	50
2/5	Tampa Bay	W 6-3	24-25-5	52
2/7	@ NY Rangers	W 4-1	25-25-5	54
2/10	@ St. Louis	W 4-3	26-25-5	56
2/12	@ Los Angeles	W 6-1	27-25-5	58
2/15	Edmonton	T 2-2*	27-25-5	59
2/18	NY Islanders	W 3-1	28-25-5	61
2/20	Buffalo	T 3-3*	28-25-6	62
2/21	@ NY Islanders	L 0-4	28-26-6	62
2/24	@ Florida	W 2-1	29-26-6	64
2/26	Florida	W 4-2	30-26-6	66
2/27	@ Hartford	W 3-1	31-26-6	68
3/1	Tampa Bay	L 3-4	31-27-6	68
3/4	Philadelphia	T 3-3*	31-27-7	69
3/6	Calgary	T 4-4*	31-27-8	70
3/7	@ Boston	L 3-6	31-28-8	70
3/9 ##	NY Rangers	L 5-7	31-29-8	70
3/12	Quebec	L 3-4	31-30-8	70
3/15	@ Pittsburgh	W 5-4*	32-30-8	72
3/18	@ Dallas	L 2-6	32-31-8	72
3/20	@ Tampa Bay	W 3-0	33-31-8	74
3/22	Hartford	W 4-1	34-31-8	76
3/25	@ Detroit	T 2-2*	34-31-9	77
3/27	Boston	L 4-6	34-32-9	77
3/29	NY Islanders	T 2-2*	34-32-10	78
3/31	@ Chicago	W 6-3	35-32-10	80
4/1	New Jersey	W 2-1	36-32-10	82
4/3	Dallas	L 3-6	36-33-10	82
4/5	NY Islanders	L 3-4*	36-34-10	82
4/6	@ Ottawa	L 5-6	36-35-10	82
4/9	Ottawa	W 8-4	37-35-10	84
4/12	Winnipeg	W 4-3	38-35-10	86
4/14	@ Buffalo	W 3-2	39-35-10	88

\* Denotes overtime game

# Cleveland, Ohio | ## Halifax, Nova Scotia

## 1994-95

	W	L	T	PTS
Home	15	6	3	33
Away	7	12	5	19
1st Half	8	10	6	22
2nd Half	14	8	2	30
January	1	3	1	3
February	2	7	4	8
March	11	2	2	24
April	7	6	1	15
May	1	0	0	2

Head Coach: Jim Schoenfeld



**SYLVAIN COTE**

Player	GP	G	A	PTS	PIM	+/-	PPG	SH	GW
Peter Bondra	47	34	9	43	24	9	12	6	3
Joe Juneau	44	5	38	43	8	-1	3	0	0
Michal Pivonka	46	10	23	33	50	3	4	2	2
Calle Johansson	46	5	26	31	35	-6	4	0	2
Dimitri Khristich	48	12	14	26	41	E	8	0	2
Steve Konowalchuk	46	11	14	25	44	7	3	3	3
Kelly Miller	48	10	13	23	6	5	2	0	1
Dale Hunter	45	8	15	23	101	-4	3	0	1
Keith Jones	40	14	6	20	65	-2	1	0	4
Sylvain Cote	47	5	14	19	53	2	1	0	2
Jim Johnson	47	0	13	13	43	6	0	0	0
Mark Tinordi	42	3	9	12	71	-5	2	0	1
Dave Poulin	29	4	5	9	10	2	0	2	0
Mike Eagles	40	3	4	7	48	-11	0	0	0
Washington	13	1	3	4	8	2	0	0	0
*Sergei Gonchar	31	2	5	7	22	4	0	0	0
Joe Reekie	48	1	6	7	97	10	0	0	0
Craig Berube	43	2	4	6	173	-5	0	0	0
Rob Pearson	32	0	6	6	96	-6	0	0	0
Igor Ulanov	22	1	4	5	29	1	0	0	0
*Ken Klee	23	3	1	4	41	2	0	0	0
Pat Peake	18	0	4	4	12	-6	0	0	0
*Martin Gendron	8	2	1	3	2	3	0	0	0
*Jason Allison	12	2	1	3	6	-3	2	0	0
John Slaney	16	0	3	3	6	-3	0	0	0
*Kevin Kaminski	27	1	1	2	102	-6	0	0	1
*Jeff Nelson	10	1	0	1	2	-2	0	0	0
*Byron Dafoe	4	0	0	0	0	E	0	0	0
*Olie Kolzig	14	0	0	0	4	E	0	0	0
*Jim Carey	28	0	0	0	0	E	0	0	0
Randy Burridge	2	0	0	0	2	E	0	0	0
Rick Tabaracci	8	0	1	1	2	E	0	0	0
Goaltender	GP	MIN	GA	SO	SV%	GAA	W-L-OT		
*Jim Carey	28	1,604	57	4	2	2.13	18-6-3		
Rick Tabaracci	8	394	16	0	0	2.44	1-3-2		
*Olie Kolzig	14	724	30	0	4	2.49	2-8-2		
*Byron Dafoe	4	187	11	0	0	3.53	1-1-1		

\* Indicates rookie

## 22-18-8, 52 points

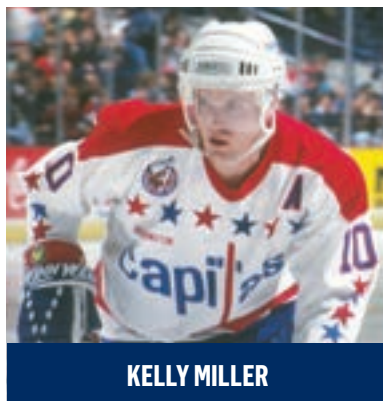
Date	Opponent	Result	Record	Pts
1/21	@ Hartford	T 1-1*	0-0-1	1
1/24	@ Quebec	L 1-5	0-1-1	1
1/25	@ Montreal	L 0-2	0-2-1	1
1/27	NY Islanders	W 5-2	1-2-1	3
1/29	Pittsburgh	L 1-4	1-3-1	3
2/2	Buffalo	L 0-1	1-4-1	3
2/4	Florida	W 3-2	2-4-1	5
2/7	@ Buffalo	L 1-2	2-5-1	5
2/8	@ NY Rangers	L 4-5	2-6-1	5
2/11	@ Boston	T 1-1*	2-6-2	6
2/13	@ Philadelphia	L 3-5	2-7-2	6
2/15	@ New Jersey	L 2-4	2-8-2	6
2/18	Quebec	W 4-2	3-8-2	8
2/20	New Jersey	L 0-2	3-9-2	8
2/23	@ Ottawa	T 5-5*	3-9-3	9
2/25	@ New Jersey	T 3-3*	3-9-4	10
2/26	Tampa Bay	T 1-1*	3-9-5	11
2/28	@ Philadelphia	L 2-4	3-10-5	11
3/2	@ NY Islanders	W 4-3	4-10-5	13
3/4	Montreal	W 5-1	5-10-5	15
3/5	NY Rangers	W 4-2	6-10-5	17
3/7	@ Boston	W 3-1	7-10-5	19
3/10	Ottawa	T 2-2*	7-10-6	20
3/12	Tampa Bay	W 3-1	8-10-6	22
3/13	@ Tampa Bay	W 3-0	9-10-6	24
3/16	@ Florida	L 1-5	9-11-6	24
3/18	NY Rangers	W 4-1	10-11-6	26
3/20	@ Hartford	W 5-0	11-11-6	28
3/21	Ottawa	W 1-0	12-11-6	30
3/25	Philadelphia	T 2-2*	12-11-7	31
3/26	Hartford	L 3-4*	12-12-7	31
3/29	@ Tampa Bay	W 4-2	13-12-7	33
3/31	Quebec	W 6-4	14-12-7	35
4/2	Boston	W 2-1	15-12-7	37
4/4	@ NY Islanders	W 5-4	16-12-7	39
4/8	Philadelphia	L 1-3	16-13-7	39
4/11	@ Pittsburgh	L 1-3	16-14-7	39
4/12	New Jersey	L 1-2	16-15-7	39
4/14	Florida	W 3-0	17-15-7	41
4/16	@ Quebec	L 2-4	17-16-7	41
4/17	@ Montreal	L 2-5	17-17-7	41
4/21	Hartford	W 6-3	18-17-7	43
4/22	@ Pittsburgh	W 2-1	19-17-7	45
4/24	@ NY Rangers	L 4-5	19-18-7	45
4/26	NY Islanders	W 6-5	20-18-7	47
4/28	Buffalo	W 5-1	21-18-7	49
4/30	@ Florida	T 2-2*	21-18-8	50
5/2	Pittsburgh	W 7-2	22-18-8	52

\* Denotes overtime game

## 1993-94

	W	L	T	PTS
Home	17	15	9	43
Away	21	19	1	43
Neutral	1	1	0	2
1st Half	19	19	4	42
2nd Half	20	16	6	46
October	6	7	0	12
November	4	6	1	9
December	7	4	2	16
January	5	7	1	11
February	9	2	2	20
March	4	6	4	12
April	4	3	0	8

Head Coach: Terry Murray: 20-23-4  
 Jim Schoenfeld (Jan. 27): 19-12-6



KELLY MILLER

Player	GP	G	A	PTS	PIM	+/-	PPG	SH	GW
Joe Juneau	74	19	66	85	41	11	6	0	2
Washington	11	5	8	13	6	E	2	0	0
Mike Ridley	81	26	44	70	24	15	10	2	4
Dimitri Khristich	83	29	29	58	73	-2	10	0	4
Sylvain Cote	84	16	35	51	66	30	3	2	2
Michal Pivonka	82	14	36	50	38	2	5	0	4
Al Iafrate	67	10	35	45	143	10	4	0	3
Peter Bondra	69	24	19	43	40	22	4	0	2
Randy Burridge	78	25	17	42	73	-1	8	1	5
Calle Johansson	84	9	33	42	59	3	4	0	1
Kevin Hatcher	72	16	24	40	108	-13	6	0	3
Kelly Miller	84	14	25	39	32	8	0	1	3
Dale Hunter	52	9	29	38	131	-4	1	0	1
Keith Jones	68	16	19	35	149	4	5	0	1
Todd Krygier	66	12	18	30	60	-4	0	1	3
*Pat Peake	49	11	18	29	39	1	3	0	1
Steve Konowalchuk	62	12	14	26	33	9	0	0	0
Dave Poulin	63	6	19	25	52	-1	0	1	0
Joe Reekie	85	1	16	17	156	15	0	0	0
Washington	12	0	5	5	29	7	0	0	0
*John Slaney	47	7	9	16	27	3	3	0	1
Craig Berube	84	7	7	14	305	-4	0	0	0
Alan May	43	4	7	11	97	-2	0	0	0
Shawn Anderson	50	0	9	9	12	-1	0	0	0
Jim Johnson	61	0	7	7	63	-7	0	0	0
Washington	8	0	0	0	12	-1	0	0	0
*Kevin Kaminski	13	0	5	5	87	2	0	0	0
Jason Woolley	10	1	2	3	4	2	0	0	0
Pat Elynuik	4	1	1	2	0	-3	1	0	0
Enrico Ciccone	46	1	1	2	174	-2	0	0	0
*Todd Nelson	2	1	0	1	2	1	1	0	1
Brian Curran	26	1	0	1	61	-2	0	0	0
*Jason Allison	2	0	1	1	0	1	0	0	0
Don Beaupre	53	0	1	1	16	E	0	0	0
Tim Bergland	3	0	0	0	4	-1	0	0	0
*Byron Dafeo	5	0	0	0	0	E	0	0	0
Keith Acton	6	0	0	0	21	-4	0	0	0
*Olie Kolzig	7	0	0	0	0	E	0	0	0
Rick Tabaracci	32	0	0	0	6	E	0	0	0
Goaltender	GP	MIN	GA	SO	SV%	GAA	W-L-OT		
Don Beaupre	53	2,853	135	2	3	2.84	24-16-8		
Rick Tabaracci	32	1,770	91	2	0	3.08	13-14-2		
*Byron Dafeo	5	230	13	0	0	3.39	2-2-0		
*Olie Kolzig	7	224	20	0	1	5.36	0-3-0		

\* Indicates rookie

## 39-35-10, 88 points

Date	Opponent	Result	Record	Pts
10/7	St. Louis	W 4-1	1-0-0	2
10/11	@ Philadelphia	L 1-2	1-1-0	2
10/13	Colorado	W 3-1	2-1-0	4
10/14	Tampa Bay	W 2-0	3-1-0	6
10/17	@ Dallas	W 4-3	4-1-0	8
10/18	@ Colorado	L 2-4	4-2-0	8
10/20	Los Angeles	L 4-7	4-3-0	8
10/26	@ Boston	W 4-2	5-3-0	10
10/28	@ Tampa Bay	W 4-2	6-3-0	12
10/29	@ St. Louis	W 3-1	7-3-0	14
11/1	Montreal	W 5-2	8-3-0	16
11/3	Florida	L 2-3	8-4-0	16
11/4	@ NY Islanders	W 3-2	9-4-0	18
11/7	Boston	L 3-4	9-5-0	18
11/10	@ Toronto	L 1-6	9-6-0	18
11/11	Chicago	L 1-4	9-7-0	18
11/14	Philadelphia	T 2-2*	9-7-1	19
11/17	Pittsburgh	L 2-3	9-8-1	19
11/18	@ Pittsburgh	L 0-3	9-9-1	19
11/21	San Jose	W 3-2	10-9-1	21
11/24	Tampa Bay	L 1-2	10-10-1	21
11/25	@ Hartford	W 4-2	11-10-1	23
11/29	@ Anaheim	T 2-2*	11-10-2	24
11/30	@ Los Angeles	L 2-3	11-11-2	24
12/2	@ San Jose	L 3-5	11-12-2	24
12/5	Florida	L 3-4	11-13-2	24
12/8	@ Buffalo	T 2-2*	11-13-3	25
12/10	@ Winnipeg	W 6-1	12-13-3	27
12/14	NY Islanders	W 4-3*	13-13-3	29
12/16	NY Rangers	W 3-2	14-13-3	31
12/18	@ NY Rangers	L 0-3	14-14-3	31
12/22	Edmonton	W 6-3	15-14-3	33
12/23	@ NY Islanders	L 1-3	15-15-3	33
12/26	Montreal	W 4-0	16-15-3	35
12/28	@ Florida	W 5-4	17-15-3	37
12/30	Hartford	W 3-0	18-15-3	39
1/1	Pittsburgh	W 4-2	19-15-3	41
1/3	@ Hartford	L 0-2	19-16-3	41
1/5	NY Rangers	T 4-4*	19-16-4	42
1/6	@ New Jersey	L 1-3	19-17-4	42
1/11	Ottawa	W 6-1	20-17-4	44
1/13	Detroit	L 2-4	20-18-4	44
1/16	Winnipeg	T 1-1*	20-18-5	45
1/17	@ Chicago	W 3-2	21-18-5	47
1/23	Florida	L 4-5	21-19-5	47
1/25	@ New Jersey	L 1-3	21-20-5	47
1/26	Buffalo	W 1-0	22-20-5	49
1/28	Philadelphia	W 3-2*	23-20-5	51
1/31	@ Montreal	L 3-5	23-21-5	51
2/1	@ Ottawa	W 4-2	24-21-5	53
2/3	NY Islanders	W 6-5*	25-21-5	55
2/7	@ Edmonton	W 2-1	26-21-5	57
2/8	@ Calgary	T 4-4*	26-21-6	58
2/10	@ Vancouver	T 4-4*	26-21-7	59
2/13	Calgary	W 3-2	27-21-7	61
2/15	@ Detroit	L 3-4	27-22-7	61
2/16	Toronto	W 4-3	28-22-7	63
2/18	@ New Jersey	L 0-3	28-23-7	63
2/22	@ Philadelphia	L 3-5	28-24-7	63
2/24	New Jersey	L 1-2	28-25-7	63
2/27	@ NY Rangers	W 5-3	29-25-7	65
2/29	@ Florida	T 2-2*	29-25-8	66
3/2	@ Boston	W 2-0	30-25-8	68
3/3	Philadelphia	W 3-0	31-25-8	70
3/9	NY Rangers	L 1-6	31-26-8	70
3/10	@ Tampa Bay	L 0-1	31-27-8	70
3/12	Vancouver	W 9-0	32-27-8	72
3/15	Boston	L 2-5	32-28-8	72
3/17	Dallas	W 2-1	33-28-8	74
3/19	Anaheim	L 1-2	33-29-8	74
3/21	@ Tampa Bay	T 3-3*	33-29-9	75
3/23	Hartford	T 2-2*	33-29-10	76
3/26	@ NY Islanders	W 7-1	34-29-10	78
3/27	@ Montreal	W 1-0*	35-29-10	80
3/29	Ottawa	W 5-0	36-29-10	82
3/31	Tampa Bay	T 1-1*	36-29-11	83
4/3	@ Buffalo	W 5-1	37-29-11	85
4/4	@ Pittsburgh	L 2-4	37-30-11	85
4/6	@ Ottawa	W 4-3	38-30-11	87
4/10	@ NY Rangers	W 4-1	39-30-11	89
4/11	New Jersey	L 2-3	39-31-11	89
4/13	Buffalo	L 2-3	39-32-11	89


\* Postponed from January 8 due to snow

\* Denotes overtime game

## 1992-93

## 43-34-7, 93 points

	W	L	T	PTS
Home	20	15	6	46
Away	21	19	1	43
Neutral	2	0	0	4
1st Half	21	17	4	46
2nd Half	22	17	3	47
October	4	8	0	8
November	7	5	2	16
December	9	3	1	19
January	5	5	3	13
February	7	3	0	14
March	7	6	1	15
April	4	4	0	8



MIKE RIDLEY

Head Coach: Terry Murray

Player	GP	G	A	PTS	PIM	+/-	PPG	SH	GW
Peter Bondra	83	37	48	85	70	8	10	0	7
Mike Ridley	84	26	56	82	44	5	6	2	3
Kevin Hatcher	83	34	45	79	114	-7	13	1	6
Dale Hunter	84	20	59	79	198	3	10	0	2
Michal Pivonka	69	21	53	74	66	14	6	1	5
Dimitri Khristich	64	31	35	66	28	29	9	1	1
Al Iafate	81	25	41	66	169	15	11	1	4
Pat Elynuik	80	22	35	57	66	3	8	0	1
Sylvain Cote	77	21	29	50	34	28	8	2	3
Kelly Miller	84	18	27	45	32	-2	3	0	3
Calle Johansson	77	7	38	45	56	3	6	0	0
Bob Carpenter	68	11	17	28	65	-16	2	0	0
*Keith Jones	71	12	14	26	124	18	0	0	3
Todd Krygier	77	11	12	23	60	-13	0	2	0
Paul Cavallini	82	6	12	18	56	6	1	0	0
Washington	71	5	8	13	46	3	0	0	0
Paul MacDermid	72	9	8	17	80	-13	1	0	3
Alan May	83	6	10	16	268	1	0	0	1
*Steve Konowalchuk	36	4	7	11	16	4	1	0	1
Shawn Anderson	60	2	6	8	18	-2	1	0	0
*Reggie Savage	16	2	3	5	12	-4	2	0	0
Jim Hrivnak	27	0	3	3	0	E	0	0	0
Kevin Miller	10	0	3	3	35	-4	0	0	0
Jeff Greenlaw	16	1	1	2	18	-3	0	0	0
*Jason Woolley	26	0	2	2	10	3	0	0	0
Don Beaupre	58	0	1	1	20	E	0	0	0
*Brad Schlegel	7	0	1	1	6	1	0	0	0
*Bob Babcock	1	0	0	0	2	E	0	0	0
*Byron Dafoe	1	0	0	0	0	E	0	0	0
*Olie Kolzig	1	0	0	0	0	E	0	0	0
Randy Burridge	4	0	0	0	0	1	0	0	0
Mark Hunter	7	0	0	0	14	1	0	0	0
Rod Langway	21	0	0	0	20	-13	0	0	0
Rick Tabaracci	25	0	0	0	14	E	0	0	0
Washington	6	0	0	0	4	E	0	0	0
*Byron Dafoe	5	0	0	0	0	E	0	0	0
Keith Acton	6	0	0	0	21	-4	0	0	0
*Olie Kolzig	7	0	0	0	0	E	0	0	0
Rick Tabaracci	32	0	0	0	6	E	0	0	0
Goaltender	GP	MIN	GA	SO	SV%	GAA	W-L-OT		
Don Beaupre	58	3,282	181	1	7	3.31	27-23-5		
Jim Hrivnak	27	1,421	83	0	2	3.50	13-9-2		
Rick Tabaracci	25	1,302	80	2	0	3.69	8-12-0		
Washington	6	343	10	2	1	1.75	3-2-0		
*Olie Kolzig	1	20	2	0	0	6.00	0-0-0		
*Byron Dafoe	1	1	0	0	0	0.00	0-0-0		

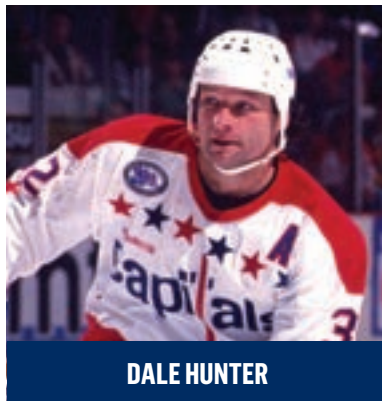
Date	Opponent	Result	Record	Pts
10/6	@ Toronto	W 6-5	1-0-0	2
10/9	NY Rangers	L 2-4	1-1-0	2
10/10	Philadelphia	L 2-4	1-2-0	2
10/12	@ New Jersey	L 2-4	1-3-0	2
10/16	Ottawa	W 5-1	2-3-0	4
10/17	Buffalo	W 6-4	3-3-0	6
10/21	@ NY Rangers	L 1-2	3-4-0	6
10/23	NY Islanders	L 2-5	3-5-0	6
10/26	@ Winnipeg	L 2-6	3-6-0	6
10/28	@ Vancouver	L 3-4	3-7-0	6
10/30	@ Calgary	W 3-1	4-7-0	8
10/31	@ Edmonton	L 2-4	4-8-0	8
11/3 #	Chicago	W 4-1	5-8-0	10
11/6	Tampa Bay	T 2-2*	5-8-1	11
11/7	@ Hartford	W 6-2	6-8-1	13
11/11	@ NY Rangers	W 7-4	7-8-1	15
11/13	@ New Jersey	L 0-3	7-9-1	15
11/14	New Jersey	L 3-4*	7-10-1	15
11/18	Minnesota	L 4-5	7-11-1	15
11/20	Detroit	L 5-7	7-12-1	15
11/22	@ Quebec	W 6-4	8-12-1	17
11/23	@ Montreal	T 1-1*	8-12-2	18
11/25	Boston	W 6-2	9-12-2	20
11/27	Pittsburgh	W 6-4	10-12-2	22
11/28	@ Pittsburgh	L 3-5	10-13-2	22
11/30	@ Detroit	W 4-1	11-13-2	24
12/4	NY Rangers	W 8-4	12-13-2	26
12/5	@ NY Islanders	W 5-3	13-13-2	28
12/7	@ Ottawa	W 6-5	14-13-2	30
12/9	@ New Jersey	W 6-2	15-13-2	32
12/11	Winnipeg	W 8-6	16-13-2	34
12/12	@ Philadelphia	W 5-2	17-13-2	36
12/16	@ Hartford	L 3-6	17-14-2	36
12/18	Hartford	W 4-3	18-14-2	38
12/19	@ Boston	L 3-4	18-15-2	38
12/21	@ Ottawa	W 4-3	19-15-2	40
12/23	@ Buffalo	L 1-4	19-16-2	40
12/26	Philadelphia	T 5-5*	19-16-3	41
12/29	NY Rangers	W 4-3*	20-16-3	43
1/1	New Jersey	W 9-2	21-16-3	45
1/2	Chicago	T 2-2*	21-16-4	46
1/7	@ Philadelphia	L 2-8	21-17-4	46
1/9	Edmonton	W 4-3	22-17-4	48
1/13	@ NY Rangers	L 4-5	22-18-4	48
1/14	@ NY Islanders	W 3-0	23-18-4	50
1/17	@ Tampa Bay	W 5-3	24-18-4	52
1/21	@ Chicago	L 2-6	24-19-4	52
1/23	Ottawa	W 6-4	25-19-4	54
1/26	@ Pittsburgh	L 3-6	25-20-4	54
1/27	@ Buffalo	L 3-4	25-21-4	54
1/29	Quebec	T 3-3*	25-21-5	55
1/31	Pittsburgh	T 2-2*	25-21-6	56
2/2	Calgary	L 4-6	25-22-6	56
2/9	@ Minnesota	W 3-2	26-22-6	58
2/11	@ St. Louis	W 10-6	27-22-6	60
2/13	@ Los Angeles	W 10-3	28-22-6	62
2/16	@ San Jose	W 4-3	29-22-6	64
2/20	Los Angeles	W 7-3	30-22-6	66
2/21	St. Louis	W 5-2	31-22-6	68
2/23	@ NY Islanders	W 4-2	32-22-6	70
2/27	@ Boston	L 4-5*	32-23-6	70
2/28	Pittsburgh	L 2-4	32-24-6	70
3/2	Vancouver	T 3-3*	32-24-7	71
3/5	Philadelphia	L 0-3	32-25-7	71
3/7	NY Islanders	L 2-3	32-26-7	71
3/9	Toronto	W 3-1	33-26-7	73
3/11	@ Philadelphia	L 4-6	33-27-7	73
3/16 ##	@ Detroit	W 4-2	34-27-7	75
3/18	@ Pittsburgh	L 5-7	34-28-7	75
3/19	Hartford	W 5-2	35-28-7	77
3/21	San Jose	W 5-3	36-28-7	79
3/23	Quebec	W 5-1	37-28-7	81
3/25 *	@ NY Islanders	W 5-2	38-28-7	83
3/27	New Jersey	L 2-5	38-29-7	83
3/28	Pittsburgh	L 1-4	38-30-7	83
3/30	Buffalo	W 4-1	39-30-7	85
4/2	Montreal	W 4-0	40-30-7	87
4/4	NY Rangers	L 0-4	40-31-7	87
4/6	NY Islanders	L 2-3	40-32-7	87
4/8	@ Philadelphia	L 3-4	40-33-7	87
4/10	New Jersey	L 3-5	40-34-7	87
4/12	@ Montreal	W 3-2*	41-34-7	89
4/14	@ NY Rangers	W 2-0	42-34-7	91
4/16 **	NY Rangers	W 4-2	43-34-7	93

# Indianapolis ## Milwaukee, Wis.  
 \* Postponed from March 14 due to snow  
 \*\* Postponed from March 13 due to snow  
 \* Denotes overtime game

## 1991-92

	W	L	T	PTS
Home	25	12	3	53
Away	20	15	5	45
1st Half	26	13	1	53
2nd Half	19	14	7	45
October	9	3	0	18
November	9	5	0	18
December	7	5	1	15
January	4	4	3	11
February	8	4	2	18
March	7	5	1	15
April	1	1	1	3

Head Coach: Terry Murray



DALE HUNTER

## 45-27-8, 98 points

Date	Opponent	Result	Record	Pts	
11/04	Philadelphia	W	5-2	1-0-0	2
10/5	Buffalo	W	3-1	2-0-0	4
10/9	@ Toronto	W	5-4	3-0-0	6
10/11	NY Rangers	W	5-1	4-0-0	8
10/12	Chicago	L	2-7	4-1-0	8
10/14	@ NY Rangers	W	5-3	5-1-0	10
10/18	New Jersey	W	6-5	6-1-0	12
10/19	@ New Jersey	W	5-1	7-1-0	14
10/23	@ Edmonton	W	6-5	8-1-0	16
10/24	@ Vancouver	L	1-3	8-2-0	16
10/27	@ Winnipeg	L	5-6	8-3-0	16
10/29	@ Pittsburgh	W	8-0	9-3-0	18
11/1	Toronto	W	4-0	10-3-0	20
11/2	@ NY Islanders	W	7-4	11-3-0	22
11/8	Detroit	L	4-5	11-4-0	22
11/10	@ Quebec	W	10-3	12-4-0	24
11/11	@ Montreal	W	4-2	13-4-0	26
11/13	@ NY Rangers	W	5-3	14-4-0	28
11/15	Pittsburgh	W	6-2	15-4-0	30
11/20	@ New Jersey	L	5-6*	15-5-0	30
11/22	Boston	W	6-3	16-5-0	32
11/23	@ Hartford	W	3-2	17-5-0	34
11/25	@ Detroit	L	4-5	17-6-0	34
11/27	Montreal	W	3-1	18-6-0	36
11/29	NY Islanders	L	2-3	18-7-0	36
11/30	@ NY Islanders	L	1-8	18-8-0	36
12/5	@ Philadelphia	W	6-3	19-8-0	38
12/7	@ Minnesota	W	4-2	20-8-0	40
12/8	@ Winnipeg	L	3-4	20-9-0	40
12/10	Calgary	W	4-1	21-9-0	42
12/13	NY Rangers	L	3-5	21-10-0	42
12/14	@ Pittsburgh	W	7-2	22-10-0	44
12/17	Quebec	W	3-1	23-10-0	46
12/18	@ Buffalo	T	2-2*	23-10-1	47
12/20	Toronto	W	4-3	24-10-1	49
12/22	@ Philadelphia	L	3-4*	24-11-1	49
12/26	NY Rangers	L	6-8	24-12-1	49
12/28	Pittsburgh	L	2-6	24-13-1	49
12/29	@ New Jersey	W	4-3	25-13-1	51
1/1	NY Islanders	W	8-5	26-13-1	53
1/3	Vancouver	T	3-3*	26-13-2	54
1/4	@ Hartford	T	2-2*	26-13-3	55
1/7	Minnesota	L	3-5	26-14-3	55
1/10	Los Angeles	W	7-4	27-14-3	57
1/12	@ Chicago	L	2-4	27-15-3	57
1/14	@ St. Louis	W	6-1	28-15-3	59
1/16	@ Los Angeles	T	2-2*	28-15-4	60
1/24	New Jersey	L	2-5	28-16-4	60
1/26	Pittsburgh	W	6-4	29-16-4	62
1/28	@ Philadelphia	L	2-3	29-17-4	62
2/1	Calgary	W	5-2	30-17-4	64
2/4	@ Buffalo	L	3-7	30-18-4	64
2/5	@ Detroit	L	1-4	30-19-4	64
2/7	NY Rangers	W	6-2	31-19-4	66
2/9	San Jose	W	6-2	32-19-4	68
2/11	@ Quebec	W	4-3	33-19-4	70
2/13	@ Calgary	T	4-4*	33-19-5	71
2/15	@ Los Angeles	L	3-6	33-20-5	71
2/18	@ San Jose	W	4-2	34-20-5	73
2/22	Philadelphia	W	7-5	35-20-5	75
2/23	@ NY Islanders	W	4-1	36-20-5	77
2/25	Pittsburgh	W	5-3	37-20-5	79
2/27	@ St. Louis	L	3-7	37-21-5	79
2/29	@ Boston	T	5-5*	37-21-6	80
3/1	Boston	L	1-4	37-22-6	80
3/3	Minnesota	L	1-3	37-23-6	80
3/6	Winnipeg	T	3-3*	37-23-7	81
3/7	New Jersey	W	3-2*	38-23-7	83
3/9	@ NY Rangers	W	5-2	39-23-7	85
3/14	@ Philadelphia	L	1-3	39-24-7	85
3/15	NY Islanders	W	5-2	40-24-7	87
3/17	St. Louis	W	6-4	41-24-7	89
3/20	Philadelphia	L	6-7	41-25-7	89
3/22	Edmonton	W	6-2	42-25-7	91
3/24	Hartford	L	2-8	42-26-7	91
3/27	Montreal	W	4-3	43-26-7	93
3/29	Vancouver	W	7-4	44-26-7	95
4/12	@ New Jersey	W	4-3*	45-26-7	97
4/13	NY Islanders	T	1-1*	45-26-8	98
4/15	@ Pittsburgh	L	1-4	45-27-8	98

\* Denotes overtime game

Player	GP	G	A	PTS	PIM	+/-	PPG	SH	GW
Michal Pivonka	80	23	57	80	47	10	7	4	2
Dale Hunter	80	28	50	78	205	-2	13	0	4
Dino Ciccarelli	78	38	38	76	78	-10	13	0	7
Dimitri Khristich	80	36	37	73	35	24	14	1	7
Mike Ridley	80	29	40	69	38	3	5	5	3
Randy Burridge	66	23	44	67	50	-4	9	0	3
Peter Bondra	71	28	28	56	42	16	4	0	3
Calle Johansson	80	14	42	56	49	2	5	2	2
Kevin Hatcher	79	17	37	54	105	18	8	1	2
Kelly Miller	78	14	38	52	49	20	0	1	3
Al Iafrate	78	17	34	51	180	1	6	0	1
Sylvain Cote	78	11	29	40	31	7	6	0	2
John Druce	67	19	18	37	39	14	1	0	3
Todd Krygier	67	13	17	30	107	-1	1	0	1
Paul MacDermid	74	12	16	28	194	-6	2	0	2
Washington	15	2	5	7	43	2	0	0	0
Alan May	75	6	9	15	221	-7	0	0	1
Rod Langway	64	0	13	13	22	11	0	0	0
Mike Lalor	64	5	7	12	64	14	0	0	1
Dave Tippett	30	2	10	12	16	2	0	0	0
Nick Kypreos	65	4	6	10	206	-3	0	0	0
Tim Bergland	22	1	4	5	2	-3	0	0	0
Jeff Greenlaw	5	0	1	1	34	-1	0	0	0
*Brad Schlegel	15	0	1	1	0	-4	0	0	0
Mike Liut	21	0	1	1	2	E	0	0	0
*Jason Woolley	1	0	0	0	0	1	0	0	0
*Steve Konowalchuk	1	0	0	0	0	E	0	0	0
Shawn Chambers	2	0	0	0	2	-3	0	0	0
Jim Hrivnak	12	0	0	0	0	E	0	0	0
Ken Sabourin	19	0	0	0	48	-5	0	0	0
Don Beaupre	54	0	0	0	30	E	0	0	0
Goaltender	GP	MIN	GA	SO	SV%	GAA	W-L-OT		
Don Beaupre	54	3,108	166	1	2	3.20	29-17-6		
Mike Liut	21	1,123	70	1	1	3.74	10-7-2		
Jim Hrivnak	12	605	35	0	1	3.47	6-3-0		

\* Indicates rookie

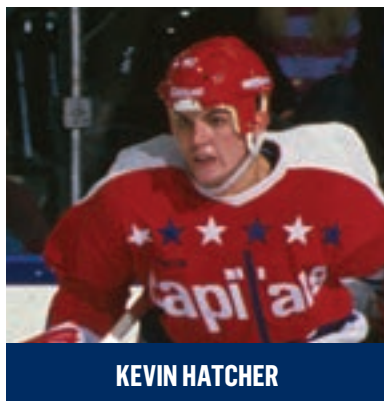


## 1990-91

## 37-36-7, 81 points

	W	L	T	PTS
Home	21	14	5	47
Away	16	22	2	34
1st Half	18	21	1	37
2nd Half	19	15	6	44
October	7	7	0	14
November	7	7	0	14
December	4	8	1	9
January	6	5	2	14
February	4	5	2	10
March	9	4	2	20

Head Coach: Terry Murray



KEVIN HATCHER

Player	GP	G	A	PTS	PIM	+/-	PPG	SH	GW
Kevin Hatcher	79	24	50	74	69	-10	9	2	3
Mike Ridley	79	23	48	71	26	9	6	5	4
Michal Pivonka	79	20	50	70	34	3	6	0	4
John Druce	80	22	36	58	46	4	7	1	4
Calle Johansson	80	11	41	52	23	-2	2	1	2
Kelly Miller	80	24	26	50	29	10	4	2	3
Dale Hunter	76	16	30	46	234	-22	9	0	2
Dino Ciccarelli	54	21	18	39	66	-17	2	0	2
Al Iafrate	72	9	23	32	237	-16	2	0	1
Washington	30	6	8	14	124	-1	0	1	1
Stephen Leach	68	11	19	30	99	-9	4	0	1
*Peter Bondra	54	12	16	28	47	-10	4	0	1
*Dimitri Khristich	40	13	14	27	21	-1	1	0	0
*Mikhail Tatarinov	65	8	15	23	82	-4	3	1	1
Bob Rouse	47	5	15	20	65	-7	1	0	0
Nick Kypreos	79	9	9	18	196	-4	0	0	3
Dave Tippett	61	6	9	15	24	-13	0	0	2
Tim Bergland	47	5	9	14	21	-1	0	0	0
Peter Zezel	20	7	5	12	10	-13	6	0	0
Alan May	67	4	6	10	264	-10	0	0	0
*Ken Sabourin	44	2	7	9	117	15	0	0	0
Washington	28	1	4	5	81	6	0	0	0
Rod Langway	56	1	7	8	24	12	0	0	0
Bob Joyce	17	3	3	6	8	3	0	0	1
Mike Lalor	68	1	5	6	61	-23	0	0	0
Chris Felix	8	0	4	4	0	E	0	0	0
Rob Murray	17	0	3	3	19	E	0	0	0
*Jeff Greenlaw	10	2	0	2	10	1	0	0	1
Alfie Turcotte	6	1	1	2	0	-1	0	0	1
*John Curves	7	1	0	1	0	-3	0	0	1
Joel Quenneville	9	1	0	1	0	-8	0	0	0
*Mark Ferner	7	0	1	1	4	-2	0	0	0
*Bob Babcock	1	0	0	0	0	E	0	0	0
*Ken Lovsin	1	0	0	0	0	-2	0	0	0
*Kent Paynter	1	0	0	0	15	E	0	0	0
*Reggie Savage	1	0	0	0	0	-1	0	0	0
*Steve Seftel	4	0	0	0	2	-2	0	0	0
*Steve Maltais	7	0	0	0	2	-1	0	0	0
*Jim Hrivnak	9	0	0	0	0	E	0	0	0
John Kordic	10	0	0	0	110	1	0	0	0
Washington	7	0	0	0	101	1	0	0	0
Mike Liut	35	0	0	0	0	E	0	0	0
Don Beaupre	45	0	0	0	18	E	0	0	0
Goaltender	GP	MIN	GA	SO	SV%	GAA	W-L-OT		
Don Beaupre	45	2,572	113	5	3	2.64	20-18-3		
Mike Liut	35	1,834	114	0	2	3.73	13-16-1		
Jim Hrivnak	9	432	26	0	0	3.61	4-2-1		

\* Indicates rookie

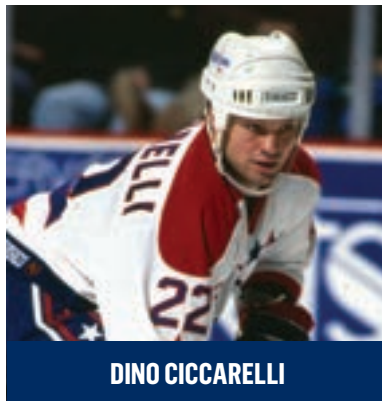
Date	Opponent	Result	Record	Pts
10/5	Pittsburgh	L 4-7	0-1-0	0
10/6	Detroit	W 6-4	1-1-0	2
10/10	@ NY Rangers	L 2-4	1-2-0	2
10/12	Winnipeg	W 3-1	2-2-0	4
10/13	NY Rangers	L 2-5	2-3-0	4
10/15	@ Montreal	L 1-3	2-4-0	4
10/17	@ New Jersey	L 2-3	2-5-0	4
10/19	NY Islanders	W 4-3	3-5-0	6
10/20	New Jersey	W 4-0	4-5-0	8
10/23	@ Philadelphia	W 6-2	5-5-0	10
10/25	@ Chicago	L 2-3*	5-6-0	10
10/27	@ Calgary	L 4-9	5-7-0	10
10/28	@ Edmonton	W 1-0	6-7-0	12
10/30	@ Vancouver	W 2-1	7-7-0	14
11/2	Los Angeles	W 4-3	8-7-0	16
11/3	@ NY Islanders	W 5-2	9-7-0	18
11/6	@ Quebec	W 4-1	10-7-0	20
11/10	Buffalo	L 2-4	10-8-0	20
11/11	Boston	L 3-5	10-9-0	20
11/14	@ Toronto	L 3-5	10-10-0	20
11/16	Chicago	L 3-4	10-11-0	20
11/17	@ Hartford	L 2-4	10-12-0	20
11/19	@ Detroit	W 3-2*	11-12-0	22
11/21	Toronto	W 5-3	12-12-0	24
11/23	Pittsburgh	W 7-3	13-12-0	26
11/24	@ Pittsburgh	L 2-3*	13-13-0	26
11/28	@ NY Rangers	W 6-3	14-13-0	28
11/30	Montreal	L 3-4	14-14-0	28
12/1	@ NY Islanders	W 3-1	15-14-0	30
12/5	@ Pittsburgh	W 3-1	16-14-0	32
12/7	New Jersey	W 5-2	17-14-0	34
12/8	@ New Jersey	L 2-4	17-15-0	34
12/11	Philadelphia	W 4-1	18-15-0	36
12/15	Hartford	L 2-3	18-16-0	36
12/17	@ NY Rangers	L 3-5	18-17-0	36
12/19	@ Chicago	L 2-3	18-18-0	36
12/20	@ St. Louis	T 3-3*	18-18-1	37
12/22	Toronto	L 2-5	18-19-1	37
12/26	Pittsburgh	L 3-7	18-20-1	37
12/28	NY Rangers	L 3-5	18-21-1	37
12/29	@ Quebec	L 3-4	18-22-1	37
1/1	New Jersey	W 4-3	19-22-1	39
1/4	Philadelphia	T 3-3*	19-22-2	40
1/5	@ Boston	W 5-3	20-22-2	42
1/11	Calgary	W 4-2	21-22-2	44
1/12	@ Montreal	L 1-4	21-23-2	44
1/15	@ St. Louis	L 3-7	21-24-2	44
1/17	@ Minnesota	L 2-5	21-25-2	44
1/22	@ Detroit	W 2-1*	22-25-2	46
1/24	@ Philadelphia	L 1-6	22-26-2	46
1/25	Minnesota	T 2-2*	22-26-3	47
1/27	NY Islanders	W 5-4*	23-26-3	49
1/29	@ Pittsburgh	L 2-3*	23-27-3	49
1/31	@ NY Islanders	W 4-3*	24-27-3	51
2/2	Winnipeg	L 2-4	24-28-3	51
2/5	Vancouver	W 5-3	25-28-3	53
2/8	Edmonton	W 6-3	26-28-3	55
2/10	Philadelphia	W 5-2	27-28-3	57
2/15	@ Calgary	L 2-8	27-29-3	57
2/16	@ Vancouver	L 2-4	27-30-3	57
2/18	@ Los Angeles	L 2-5	27-31-3	57
2/22	NY Rangers	W 3-2	28-31-3	59
2/24	Pittsburgh	T 5-5*	28-31-4	60
2/25	@ New Jersey	L 1-5	28-32-4	60
2/27	@ NY Rangers	T 4-4*	28-32-5	61
3/2	NY Islanders	W 3-2	29-32-5	63
3/5	Los Angeles	T 3-3*	29-32-6	64
3/8	@ Winnipeg	W 2-1	30-32-6	66
3/10	@ Edmonton	W 5-3	31-32-6	68
3/12	Hartford	L 2-3	31-33-6	68
3/14	Quebec	W 5-3	32-33-6	70
3/16	Philadelphia	W 6-0	33-33-6	72
3/19	St. Louis	L 1-2	33-34-6	72
3/21	@ NY Islanders	W 6-2	34-34-6	74
3/22	Minnesota	W 3-1	35-34-6	76
3/24	Boston	T 3-3*	35-34-7	77
3/26	Buffalo	L 2-4	35-35-7	77
3/28	@ Philadelphia	W 3-0	36-35-7	79
3/30	New Jersey	W 4-0	37-35-7	81
3/31	@ Buffalo	L 2-5	37-36-7	81

\* Denotes overtime game

## 1989-90

	W	L	T	PTS
Home	19	18	3	41
Away	17	20	3	37
1st Half	18	18	4	40
2nd Half	18	20	2	38
October	3	7	3	9
November	6	4	1	13
December	9	5	0	18
January	5	10	0	10
February	5	7	0	10
March	7	5	2	16
April	1	0	0	2

**Head Coach: Bryan Murray: 18-24-4**  
**Terry Murray (Jan. 15): 18-14-2**



**DINO CICCARELLI**

## 36-38-6, 78 points

Date	Opponent	Result	Record	Pts
10/6	Philadelphia	W 5-3	1-0-0	2
10/7	Chicago	L 2-3	1-1-0	2
10/11	@ Hartford	L 1-4	1-2-0	2
10/13	NY Rangers	W 7-4	2-2-0	4
10/14	Calgary	T 4-4*	2-2-1	5
10/16	@ Montreal	W 4-3*	3-2-1	7
10/20	NY Islanders	L 3-5	3-3-1	7
10/21	@ Toronto	L 4-8	3-4-1	7
10/23	@ Calgary	T 3-3*	3-4-2	8
10/25	@ Winnipeg	L 4-6	3-5-2	8
10/28	@ St. Louis	L 0-1	3-6-2	8
10/29	@ Chicago	L 0-1	3-7-2	8
10/31	St. Louis	T 1-1*	3-7-3	9
11/3	Toronto	W 2-1	4-7-3	11
11/5	@ Quebec	W 3-0	5-7-3	13
11/7	@ NY Islanders	W 5-3	6-7-3	15
11/10	Boston	L 3-5	6-8-3	15
11/11	Edmonton	L 3-5	6-9-3	15
11/14	@ Vancouver	T 4-4*	6-9-4	16
11/18	@ Los Angeles	L 3-5	6-10-4	16
11/22	NY Islanders	W 5-3	7-10-4	18
11/24	Pittsburgh	L 4-7	7-11-4	18
11/25	@ Pittsburgh	W 4-1	8-11-4	20
11/29	@ Detroit	W 5-3	9-11-4	22
12/1	Philadelphia	L 2-3	9-12-4	22
12/2	@ New Jersey	W 5-3	10-12-4	24
12/5	@ Philadelphia	W 4-3	11-12-4	26
12/6	@ Pittsburgh	L 3-5	11-13-4	26
12/9	@ Boston	W 7-3	12-13-4	28
12/10	@ Buffalo	L 3-4	12-14-4	28
12/15	NY Islanders	L 3-5	12-15-4	28
12/16	@ Hartford	W 5-2	13-15-4	30
12/19	@ Philadelphia	W 2-1	14-15-4	32
12/21	@ Pittsburgh	L 2-5	14-16-4	32
12/23	NY Rangers	W 3-2	15-16-4	34
12/26	Pittsburgh	W 6-3	16-16-4	36
12/27	@ New Jersey	W 3-1	17-16-4	38
12/29	Detroit	W 2-1	18-16-4	40
1/1	Los Angeles	L 4-7	18-17-4	40
1/3	@ NY Rangers	L 1-2	18-18-4	40
1/5	Vancouver	L 2-5	18-19-4	40
1/6	@ Boston	L 3-5	18-20-4	40
1/8	@ Toronto	L 6-8	18-21-4	40
1/10	@ Winnipeg	L 1-6	18-22-4	40
1/12	Pittsburgh	L 4-6	18-23-4	40
1/13	@ NY Islanders	L 2-4	18-24-4	40
1/16	New Jersey	W 9-6	19-24-4	42
1/19	@ Buffalo	W 6-3	20-24-4	44
1/23	Winnipeg	L 3-4	20-25-4	44
1/24	@ New Jersey	L 2-3	20-26-4	44
1/26	Montreal	W 6-3	21-26-4	46
1/28	Philadelphia	W 7-2	22-26-4	48
1/31	@ Minnesota	W 4-3*	23-26-4	50
2/2	@ NY Islanders	L 3-5	23-27-4	50
2/4	Edmonton	L 4-5*	23-28-4	50
2/6	Quebec	W 12-2	24-28-4	52
2/8	@ Pittsburgh	L 5-7	24-29-4	52
2/9	New Jersey	L 3-5	24-30-4	52
2/11	Minnesota	W 5-3	25-30-4	54
2/14	@ Edmonton	W 4-3	26-30-4	56
2/19	@ Los Angeles	L 2-3	26-31-4	56
2/23	NY Rangers	L 3-6	26-32-4	56
2/25	Detroit	W 9-4	27-32-4	58
2/27	Chicago	W 4-0	28-32-4	60
2/28	@ NY Rangers	L 2-3	28-33-4	60
3/2	Hartford	L 3-4	28-34-4	60
3/4	New Jersey	W 4-3	29-34-4	62
3/6	Buffalo	T 1-1*	29-34-5	63
3/9	Quebec	W 4-3	30-34-5	65
3/10	@ Philadelphia	W 4-3	31-34-5	67
3/13	St. Louis	L 1-4	31-35-5	67
3/17	Vancouver	L 1-3	31-36-5	67
3/18	@ Minnesota	W 4-3	32-36-5	69
3/20	NY Islanders	W 3-0	33-36-5	71
3/23	Montreal	L 2-4	33-37-5	71
3/25	Calgary	W 4-1	34-37-5	73
3/27	@ New Jersey	L 1-4	34-38-5	73
3/29	@ Philadelphia	T 2-2*	34-38-6	74
3/31	NY Rangers	W 2-1	35-38-6	76
4/1	@ NY Rangers	W 3-2	36-38-6	78

\* Denotes overtime game

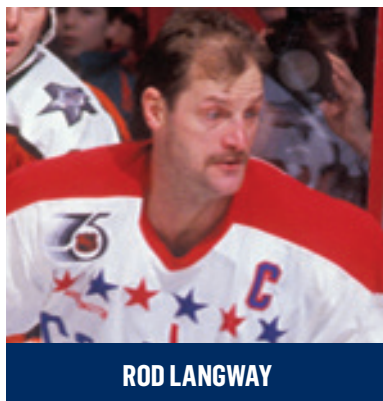
Player	GP	G	A	PTS	PIM	+/-	PPG	SH	GW
Dino Ciccarelli	80	41	38	79	122	-5	10	0	6
Geoff Courtnall	80	35	39	74	104	27	9	0	2
Mike Ridley	74	30	43	73	27	E	8	3	3
Michal Pivonka	77	25	39	64	54	-7	10	3	0
Dale Hunter	80	23	39	62	233	17	9	1	6
Kevin Hatcher	80	13	41	54	102	4	4	0	2
Kelly Miller	80	18	22	40	49	-2	3	2	2
Scott Stevens	56	11	29	40	154	1	7	0	0
Calle Johansson	70	8	31	39	25	7	4	0	2
Stephen Leach	70	18	14	32	104	10	0	0	2
John Tucker	46	10	21	31	12	8	2	0	1
Washington	38	9	19	28	10	11	1	0	1
Bob Rouse	70	4	16	20	123	-2	0	0	2
*Alan May	77	7	10	17	339	-1	1	0	0
Bob Joyce	47	6	10	16	26	-6	1	0	1
Washington	24	5	8	13	4	2	1	0	1
Yvon Corriveau	50	9	6	15	50	-1	1	0	1
Bill Houlder	41	1	11	12	28	8	0	0	0
John Druce	45	8	3	11	52	-3	1	0	1
Dave Christian	28	3	8	11	4	-12	0	0	1
*Nick Kypreos	31	5	4	9	82	2	0	0	2
*Rob Murray	41	2	7	9	58	-10	0	0	0
Doug Wickenheiser	27	1	8	9	20	1	0	0	0
Rod Langway	58	0	8	8	39	7	0	0	0
*Tim Bergland	32	2	5	7	31	2	0	0	0
Neil Sheehy	59	1	5	6	291	8	0	0	0
Scot Kleinendorst	15	1	3	4	16	4	0	0	0
*Kent Paynter	13	1	2	3	18	-7	0	0	0
*Mike Richard	3	0	2	2	2	E	0	0	0
Alfie Turcotte	4	0	2	2	0	E	0	0	0
*Robin Bawa	5	1	0	1	6	-3	0	0	0
*Chris Felix	6	1	0	1	2	-6	1	0	0
*Brian Tutt	7	1	0	1	2	-4	0	0	0
*Jim Hrivnak	11	0	1	1	0	E	0	0	0
Don Beaupre	48	0	1	1	24	E	0	0	0
*Tyler Larter	1	0	0	0	0	-1	0	0	0
Alain Cote	2	0	0	0	7	-2	0	0	0
*Mark Ferner	2	0	0	0	0	-1	0	0	0
*Olie Kolzig	2	0	0	0	0	E	0	0	0
*Jim Mathieson	2	0	0	0	4	E	0	0	0
*Dennis Smith	4	0	0	0	0	E	0	0	0
*Steve Maltais	8	0	0	0	2	-2	0	0	0
Bob Mason	16	0	0	0	4	E	0	0	0
Mike Liut	37	0	0	0	0	E	0	0	0
Washington	8	0	0	0	0	E	0	0	0
Goaltender	GP	MIN	GA	SO	SV%	GAA	W-L-OT		
Don Beaupre	48	2,793	150	2	3	3.22	23-18-5		
Mike Liut	37	2,161	91	4	6	2.53	19-16-1		
Washington	8	478	17	1	3	2.13	4-4-0		
Bob Mason	16	822	48	0	4	3.50	4-9-1		
*Jim Hrivnak	11	609	36	0	2	3.55	5-5-0		
*Olie Kolzig	2	120	12	0	0	6.00	0-2-0		

\* Indicates rookie

## 1988-89

	W	L	T	PTS
Home	25	12	3	53
Away	16	17	7	39
1st Half	20	15	5	45
2nd Half	21	14	5	47
October	3	7	1	7
November	9	4	1	19
December	7	4	3	17
January	6	3	5	17
February	5	7	0	10
March	10	3	0	20
April	1	1	0	2

Head Coach: Bryan Murray



ROD LANGWAY

Player	GP	G	A	PTS	PIM	+/-	PPG	SH	GW
Mike Ridley	80	41	48	89	49	17	16	0	9
Geoff Courttall	79	42	38	80	112	11	16	0	6
Dino Ciccarelli	76	44	30	74	76	-6	16	0	8
Washington	11	12	3	15	12	10	3	0	3
Bengt Gustafsson	72	18	51	69	18	13	5	4	6
Scott Stevens	80	7	61	68	225	1	6	0	3
Dave Christian	80	34	31	65	12	2	16	1	1
Dale Hunter	80	20	37	57	219	-3	9	0	3
Mike Gartner	56	26	29	55	71	8	6	0	1
Kelly Miller	78	19	21	40	45	13	2	1	3
Kevin Hatcher	62	13	27	40	101	19	3	0	2
Larry Murphy	65	7	29	36	70	-5	3	0	0
Stephen Leach	74	11	19	30	94	-4	4	0	0
Michal Pivonka	52	8	19	27	30	9	1	0	1
Calle Johansson	59	3	18	21	37	-6	1	0	1
Washington	12	1	7	8	4	1	1	0	0
Rod Langway	76	2	19	21	65	12	0	0	0
Bob Rouse	79	4	15	19	160	-3	0	0	1
Washington	13	0	2	2	36	2	0	0	0
Bobby Gould	75	5	13	18	65	-2	0	1	0
Lou Franceschetti	63	7	10	17	123	-4	0	0	0
*John Druce	48	8	7	15	62	7	0	0	1
Grant Ledyard	61	3	11	14	43	1	1	0	1
Mike Millar	18	6	3	9	4	-4	3	0	1
Doug Wickenheiser	17	3	5	8	4	1	1	0	0
Washington	16	2	5	7	4	E	1	0	0
*Chris Felix	21	0	8	8	8	7	0	0	0
Neil Sheehy	72	3	4	7	179	-1	0	0	0
Peter Sundstrom	35	4	2	6	14	-5	0	0	0
Yvon Corriveau	33	3	2	5	62	E	0	0	0
Bill Houlder	8	0	3	3	4	7	0	0	0
Jim Thomson	14	2	0	2	53	-3	0	0	0
Scot Kleinendorst	27	0	2	2	46	-11	0	0	0
Washington	3	0	1	1	10	E	0	0	0
Kent Carlson	2	1	0	1	0	2	0	0	0
Pete Peeters	33	0	1	1	8	E	0	0	0
*Shawn Cronin	1	0	0	0	0	E	0	0	0
Don Beaupre	12	0	0	0	6	E	0	0	0
Washington	11	0	0	0	6	E	0	0	0
Clint Malarchuk	42	0	0	0	16	E	0	0	0
Goaltender	GP	MIN	GA	SO	SV%	GAA	W-L-OT		
Clint Malarchuk	42	2,428	141	1	1	3.48	16-18-7		
Pete Peeters	33	1,854	88	4	0	2.85	20-7-3		
Don Beaupre	12	637	31	1	0	2.92	5-5-0		
Washington	11	578	28	1	1	2.91	5-4-0		

\* Indicates rookie

## 41-29-10, 92 points

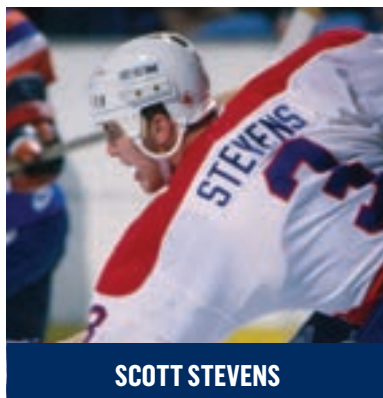
Date	Opponent	Result	Record	Pts
10/7	Pittsburgh	L 4-6	0-1-0	0
10/8	Buffalo	W 6-2	1-1-0	2
10/11	@ Pittsburgh	L 7-8	1-2-0	2
10/14	Toronto	L 1-3	1-3-0	2
10/15	New Jersey	W 8-5	2-3-0	4
10/19	@ NY Rangers	L 1-5	2-4-0	4
10/21	NY Rangers	L 1-4	2-5-0	4
10/23	@ Winnipeg	L 2-3	2-6-0	4
10/25	@ Vancouver	W 4-3*	3-6-0	6
10/28	@ Calgary	T 2-2*	3-6-1	7
10/29	@ Edmonton	L 3-4*	3-7-1	7
11/1	@ Detroit	T 3-3*	3-7-2	8
11/4	NY Islanders	W 4-2	4-7-2	10
11/5	@ NY Islanders	L 3-4*	4-8-2	10
11/10	Quebec	W 4-1	5-8-2	12
11/12	New Jersey	L 3-6	5-9-2	12
11/15	Minnesota	W 4-2	6-9-2	14
11/18	Hartford	W 3-2	7-9-2	16
11/19	@ New Jersey	W 3-2	8-9-2	18
11/22	@ NY Islanders	W 4-2	9-9-2	20
11/23	NY Islanders	W 7-6	10-9-2	22
11/25	Pittsburgh	L 3-5	10-10-2	22
11/27	@ Detroit	W 4-3	11-10-2	24
11/29	St. Louis	W 4-3	12-10-2	26
11/30	@ Pittsburgh	L 4-6	12-11-2	26
12/3	Boston	T 1-1*	12-11-3	27
12/6	Philadelphia	W 4-3	13-11-3	29
12/7	@ New Jersey	L 1-5	13-12-3	29
12/10	@ Montreal	T 0-0*	13-12-4	30
12/11	@ Buffalo	W 6-4	14-12-4	32
12/13	@ Quebec	W 4-1	15-12-4	34
12/15	@ Philadelphia	L 1-4	15-13-4	34
12/17	Winnipeg	W 6-3	16-13-4	36
12/19	@ NY Rangers	L 1-3	16-14-4	36
12/21	@ Chicago	W 4-3	17-14-4	38
12/23	NY Rangers	T 2-2*	17-14-5	39
12/27	Philadelphia	W 4-3	18-14-5	41
12/30	Buffalo	W 5-3	19-14-5	43
12/31	@ NY Islanders	L 4-6	19-15-5	43
1/2	Pittsburgh	W 8-0	20-15-5	45
1/4	@ NY Rangers	T 3-3*	20-15-6	46
1/6	Toronto	W 3-0	21-15-6	48
1/7	Chicago	W 6-3	22-15-6	50
1/10	@ Quebec	T 4-4*	22-15-7	51
1/11	@ Toronto	W 3-2	23-15-7	53
1/13	Edmonton	W 5-3	24-15-7	55
1/15	Boston	L 3-4	24-16-7	55
1/20	New Jersey	L 5-6*	24-17-7	55
1/22	Detroit	L 3-4	24-18-7	55
1/24	Los Angeles	T 4-4*	24-18-8	56
1/26	@ Philadelphia	W 1-0	25-18-8	58
1/28	@ St. Louis	T 4-4*	25-18-9	59
1/30	@ Minnesota	T 4-4*	25-18-10	60
2/1	@ NY Rangers	W 4-3*	26-18-10	62
2/3	Hartford	W 1-0	27-18-10	64
2/5	Philadelphia	L 1-3	27-19-10	64
2/10	Los Angeles	L 6-7*	27-20-10	64
2/11	Calgary	L 1-2	27-21-10	64
2/14	@ St. Louis	W 5-3	28-21-10	66
2/15	@ Chicago	L 4-7	28-22-10	66
2/17	@ Edmonton	W 8-2	29-22-10	68
2/19	@ Vancouver	L 2-3	29-23-10	68
2/20	@ Calgary	L 2-6	29-24-10	68
2/22	@ Los Angeles	W 7-2	30-24-10	70
2/28	Minnesota	L 3-4	30-25-10	70
3/3	Pittsburgh	W 4-2	31-25-10	72
3/5	Vancouver	W 3-0	32-25-10	74
3/8	@ Montreal	L 2-3	32-26-10	74
3/9	@ Boston	W 7-2	33-26-10	76
3/11	NY Rangers	W 4-2	34-26-10	78
3/14	Winnipeg	W 6-3	35-26-10	80
3/17	Montreal	W 4-1	36-26-10	82
3/18	@ Hartford	W 8-2	37-26-10	84
3/22	@ Pittsburgh	W 5-4	38-26-10	86
3/24	Philadelphia	W 6-1	39-26-10	88
3/26	NY Islanders	W 3-2	40-26-10	90
3/28	@ NY Islanders	L 4-5	40-27-10	90
3/30	@ Philadelphia	L 4-5	40-28-10	90
4/1	New Jersey	W 6-4	41-28-10	92
4/2	@ New Jersey	L 4-7	41-29-10	92

\* Denotes overtime game

## 1987-88

	W	L	T	PTS
Home	22	14	4	48
Away	16	19	5	37
1st Half	18	17	5	41
2nd Half	20	16	4	44
October	6	4	1	13
November	4	7	1	9
December	6	6	3	15
January	8	5	1	17
February	7	4	0	14
March	7	6	2	16
April	0	1	1	1

Head Coach: Bryan Murray



**SCOTT STEVENS**

Player	GP	G	A	PTS	PIM	+/-	PPG	SH	GW
Mike Gartner	80	48	33	81	73	20	19	0	7
Scott Stevens	80	12	60	72	184	14	5	1	2
Larry Murphy	79	8	53	61	72	2	7	0	1
Mike Ridley	70	28	31	59	22	1	12	0	3
Dale Hunter	79	22	37	59	240	7	11	0	1
Dave Christian	80	37	21	58	26	-14	14	0	5
Bengt Gustafsson	78	18	36	54	29	2	7	5	3
Kevin Hatcher	71	14	27	41	137	1	5	0	3
Michal Pivonka	71	11	23	34	28	1	3	0	0
Kelly Miller	80	9	23	32	35	9	0	1	3
Garry Galley	58	7	23	30	44	11	3	0	0
Greg Adams	78	15	12	27	153	-3	3	0	0
Bobby Gould	72	12	14	26	56	-1	0	0	2
Peter Sundstrom	76	8	17	25	34	-2	0	1	1
*Yvon Corveau	44	10	9	19	84	17	0	0	1
Rod Langway	63	3	13	16	28	1	0	0	1
Grant Ledyard	45	5	10	15	66	-11	2	0	1
Washington	21	4	3	7	14	-4	1	0	1
Lou Franceschetti	59	4	8	12	113	2	1	0	1
Greg Smith	54	1	6	7	67	5	0	0	0
*Bill Houlder	30	1	2	3	10	-2	0	0	0
Stephen Leach	8	1	1	2	17	2	0	0	1
Clint Malarchuk	54	0	2	2	10	E	0	0	0
Ed Kastelic	35	1	0	1	78	-3	0	0	0
Dave Jensen	5	0	1	1	4	E	0	0	0
Pete Peters	35	0	1	1	10	E	0	0	0
*Yves Beaudoin	1	0	0	0	0	-1	0	0	0
Mike Richard	4	0	0	0	0	-1	0	0	0
Goaltender	GP	MIN	GA	SO	SV%	GAA	W-L-OT		
Clint Malarchuk	54	2,926	154	4	2	3.16	24-20-4		
Pete Peeters	35	1,896	88	2	3	2.78	14-12-5		
*Alain Raymond	1	40	2	0	0	3.00	0-1-0		

\* Indicates rookie

## 38-33-9, 85 points

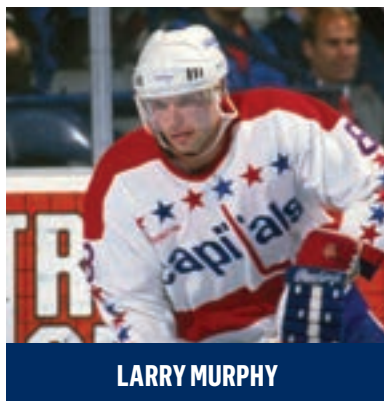
Date	Opponent	Result	Record	Pts
10/8	@ Boston	L 3-4	0-1-0	0
10/10	Chicago	W 6-4	1-1-0	2
10/11	@ Buffalo	L 5-6	1-2-0	2
10/16	Hartford	W 6-2	2-2-0	4
10/17	NY Rangers	W 4-3	3-2-0	6
10/19	@ NY Rangers	W 4-2	4-2-0	8
10/22	@ Philadelphia	W 4-1	5-2-0	10
10/24	Montreal	L 2-3	5-3-0	10
10/27	@ Vancouver	W 3-2	6-3-0	12
10/30	@ Winnipeg	L 2-3*	6-4-0	12
10/31	@ Minnesota	T 3-3*	6-4-1	13
11/3	Vancouver	W 3-2	7-4-1	15
11/6	Quebec	L 1-4	7-5-1	15
11/7	@ New Jersey	L 1-4	7-6-1	15
11/10	@ NY Islanders	L 3-4*	7-7-1	15
11/11	@ Pittsburgh	L 2-3	7-8-1	15
11/14	Minnesota	W 4-1	8-8-1	17
11/17	Detroit	L 0-1	8-9-1	17
11/20	@ Buffalo	L 3-5	8-10-1	17
11/21	@ Hartford	W 4-3	9-10-1	19
11/25	Boston	W 4-1	10-10-1	21
11/27	Pittsburgh	L 2-4	10-11-1	21
11/28	@ Pittsburgh	T 5-5*	10-11-2	22
12/1	Edmonton	W 4-2	11-11-2	24
12/4	NY Islanders	L 4-6	11-12-2	24
12/6	Los Angeles	W 10-3	12-12-2	26
12/8	Calgary	L 4-5	12-13-2	26
12/9	@ Hartford	L 4-5	12-14-2	26
12/12	Chicago	W 2-1	13-14-2	28
12/15	@ Toronto	L 3-5	13-15-2	28
12/16	@ Detroit	L 1-6	13-16-2	28
12/18	Toronto	W 4-2	14-16-2	30
12/20	St. Louis	T 1-1*	14-16-3	31
12/22	@ Quebec	W 2-1	15-16-3	33
12/23	@ Montreal	T 2-2*	15-16-4	34
12/26	Philadelphia	L 2-3	15-17-4	34
12/28	@ Toronto	T 4-4*	15-17-5	35
12/30	@ New Jersey	W 4-3	16-17-5	37
1/1	Pittsburgh	W 5-3	17-17-5	39
1/2	Edmonton	W 2-0	18-17-5	41
1/5	@ Philadelphia	W 3-1	19-17-5	43
1/8	NY Rangers	W 8-4	20-17-5	45
1/10	@ Calgary	L 2-8	20-18-5	45
1/11	@ Edmonton	L 2-3	20-19-5	45
1/13	@ Los Angeles	W 8-3	21-19-5	47
1/16	@ St. Louis	L 1-3	21-20-5	47
1/17	@ Chicago	L 4-5	21-21-5	47
1/19	New Jersey	W 6-4	22-21-5	49
1/23	Buffalo	T 3-3*	22-21-6	50
1/26	Winnipeg	L 2-3	22-22-6	50
1/29	Montreal	W 4-3	23-22-6	52
1/31	Philadelphia	W 1-0*	24-22-6	54
2/2	@ Pittsburgh	L 2-3*	24-23-6	54
2/5	NY Islanders	L 2-4	24-24-6	54
2/6	NY Rangers	L 0-3	24-25-6	54
2/11	@ NY Rangers	W 5-3	25-25-6	56
2/12	NY Islanders	W 6-2	26-25-6	58
2/14	Calgary	W 5-4*	27-25-6	60
2/17	@ New Jersey	W 4-3	28-25-6	62
2/19	@ Winnipeg	W 6-0	29-25-6	64
2/20	@ Minnesota	W 3-0	30-25-6	66
2/24	@ Los Angeles	L 3-4	30-26-6	66
2/27	@ NY Islanders	W 3-0	31-26-6	68
3/1	New Jersey	W 5-3	32-26-6	70
3/2	@ New Jersey	W 6-1	33-26-6	72
3/4	Quebec	W 6-2	34-26-6	74
3/6	Vancouver	W 7-2	35-26-6	76
3/10	@ Philadelphia	L 2-5	35-27-6	76
3/12	NY Rangers	L 2-4	35-28-6	76
3/13	@ Boston	W 3-0	36-28-6	78
3/16	@ NY Rangers	W 8-4	37-28-6	80
3/18	NY Islanders	T 3-3*	37-28-7	81
3/20	New Jersey	L 2-4	37-29-7	81
3/22	St. Louis	L 3-5	37-30-7	81
3/23	@ Pittsburgh	L 1-7	37-31-7	81
3/25	Philadelphia	W 5-3	38-31-7	83
3/29	Detroit	T 2-2*	38-31-8	84
3/31	@ NY Islanders	L 3-7	38-32-8	84
4/2	Pittsburgh	L 6-7*	38-33-8	84
4/3	@ Philadelphia	T 2-2*	38-33-9	85

\* Denotes overtime game

## 1986-87

	W	L	T	PTS
Home	22	15	3	47
Away	16	17	7	39
1st Half	14	20	6	34
2nd Half	24	12	4	52
October	5	5	1	11
November	2	8	4	8
December	5	6	1	11
January	9	5	2	20
February	6	4	0	12
March	8	4	2	18
April	3	0	0	6

Head Coach: Bryan Murray



LARRY MURPHY

Player	GP	G	A	PTS	PIM	+/-	PPG	SH	GW
Larry Murphy	80	23	58	81	39	25	8	0	4
Mike Gartner	78	41	32	73	61	2	5	6	10
Mike Ridley	78	31	39	70	40	-11	10	0	4
Washington	40	15	19	34	20	-1	6	0	3
Scott Stevens	77	10	51	61	285	15	2	0	0
Craig Laughlin	80	22	30	52	67	-5	11	0	5
Gaetan Duchesne	74	17	35	52	53	18	0	1	4
Dave Christian	76	23	27	50	8	-6	5	0	2
Bobby Gould	78	23	27	50	74	21	1	1	2
Greg Adams	65	14	30	44	184	7	2	0	0
*Michal Pivonka	73	18	25	43	39	-19	4	0	2
Kelly Miller	77	16	26	42	48	5	5	1	1
Washington	39	10	12	22	26	10	3	1	0
Alan Haworth	50	25	16	41	43	3	9	0	2
Garry Galley	48	6	21	27	67	-6	3	0	1
Washington	18	1	10	11	10	3	1	0	0
Rod Langway	78	2	25	27	53	11	0	0	1
Kevin Hatcher	78	8	16	24	146	-28	1	0	2
Lou Franceschetti	75	12	9	21	127	-7	0	0	1
Dave Jensen	46	8	8	16	12	-10	2	0	0
Bob Carpenter	22	5	7	12	21	-7	4	0	0
John Blum	66	2	8	10	133	1	0	0	0
Greg Smith	45	0	9	9	31	-6	0	0	0
John Barrett	55	2	2	4	43	-17	0	0	0
Pete Peeters	37	0	4	4	16	E	0	0	0
Gary Sampson	25	1	2	3	4	-9	0	0	0
*Jeff Greenlaw	22	0	3	3	44	2	0	0	0
*Yvon Coriveau	17	1	1	2	24	-4	0	0	0
*Ed Kastelic	23	1	1	2	83	-2	1	0	0
*Paul Cavallini	6	0	2	2	8	-4	0	0	0
Stephen Leach	15	1	0	1	6	-4	0	0	0
*Yves Beaudoin	6	0	0	0	5	-4	0	0	0
Grant Martin	9	0	0	0	4	-1	0	0	0
*Jim Thomson	10	0	0	0	35	-1	0	0	0
Bob Crawford	15	0	0	0	2	-2	0	0	0
Washington	12	0	0	0	0	E	0	0	0
Goalender	GP	MIN	GA	SO	SV%	GAA	W-L-OT		
*Bob Mason	45	2,536	137	0	3	3.24	20-18-5		
Pete Peeters	37	2,002	107	0	3	3.21	17-11-4		
Al Jensen	6	328	27	0	1	4.94	1-3-1		

\* Indicates rookie

## 38-32-10, 86 points

Date	Opponent	Result	Record	Pts
10/9	@ Pittsburgh	L 4-5	0-1-0	0
10/11	Philadelphia	L 1-6	0-2-0	0
10/13	@ NY Rangers	W 7-6	1-2-0	2
10/16	@ NY Islanders	L 4-7	1-3-0	2
10/18	Buffalo	L 2-4	1-4-0	2
10/20	@ Montreal	W 5-4	2-4-0	4
10/21	@ Quebec	T 4-4*	2-4-1	5
10/24	Minnesota	W 8-2	3-4-1	7
10/25	New Jersey	W 2-1	4-4-1	9
10/28	@ Vancouver	W 5-2	5-4-1	11
10/29	Edmonton	L 3-6	5-5-1	11
11/1	@ Calgary	L 1-4	5-6-1	11
11/4	@ NY Islanders	L 1-7	5-7-1	11
11/5	Vancouver	W 3-2	6-7-1	13
11/8	Chicago	W 3-2	7-7-1	15
11/11	@ Minnesota	T 2-2*	7-7-2	16
11/12	@ Chicago	T 2-2*	7-7-3	17
11/14	Quebec	L 1-4	7-8-3	17
11/16	@ Philadelphia	L 2-6	7-9-3	17
11/18	Los Angeles	L 5-6	7-10-3	17
11/21	@ Detroit	T 3-3*	7-10-4	18
11/22	Pittsburgh	L 4-5	7-11-4	18
11/26	Boston	T 2-2*	7-11-5	19
11/28	Philadelphia	L 2-4	7-12-5	19
11/29	@ Quebec	L 3-4	7-13-5	19
12/1	@ Montreal	W 2-1	8-13-5	21
12/3	@ Winnipeg	T 3-3*	8-13-6	22
12/6	Montreal	W 3-1	9-13-6	24
12/9	New Jersey	W 4-2	10-13-6	26
12/10	@ Toronto	L 2-8	10-14-6	26
12/14	NY Rangers	L 1-3	10-15-6	26
12/17	@ NY Rangers	L 1-6	10-16-6	26
12/19	@ New Jersey	L 4-6	10-17-6	26
12/20	St. Louis	W 5-3	11-17-6	28
12/26	NY Islanders	W 2-1	12-17-6	30
12/28	@ Chicago	L 5-7	12-18-6	30
12/30	Hartford	L 1-3	12-19-6	30
1/1	Pittsburgh	W 4-3	13-19-6	32
1/3	Philadelphia	L 1-4	13-20-6	32
1/5	@ St. Louis	W 6-4	14-20-6	34
1/7	@ Pittsburgh	L 2-5	14-21-6	34
1/9	Pittsburgh	W 3-2	15-21-6	36
1/11	@ Philadelphia	T 2-2*	15-21-7	37
1/13	Winnipeg	L 2-3	15-22-7	37
1/15	@ NY Islanders	W 3-2	16-22-7	39
1/17	@ Hartford	W 6-1	17-22-7	41
1/18	@ New Jersey	W 6-1	18-22-7	43
1/20	New Jersey	W 6-3	19-22-7	45
1/23	@ Buffalo	W 3-2	20-22-7	47
1/24	Buffalo	L 3-6	20-23-7	47
1/27	@ Pittsburgh	L 5-7	20-24-7	47
1/28	@ Detroit	W 2-1	21-24-7	49
1/30	NY Islanders	T 3-3*	21-24-8	50
2/1	Winnipeg	W 6-4	22-24-8	52
2/4	@ NY Rangers	L 2-3	22-25-8	52
2/6	Hartford	L 2-5	22-26-8	52
2/7	NY Rangers	L 4-5	22-27-8	52
2/15	@ Edmonton	W 5-3	23-27-8	54
2/18	@ Los Angeles	L 4-7	23-28-8	54
2/20	@ Vancouver	W 6-3	24-28-8	56
2/22	@ Calgary	W 5-2	25-28-8	58
2/24	Detroit	W 8-2	26-28-8	60
2/27	Edmonton	W 5-2	27-28-8	62
3/1	NY Rangers	W 7-3	28-28-8	64
3/3	New Jersey	W 3-2	29-28-8	66
3/5	@ Philadelphia	L 2-4	29-29-8	66
3/7	@ Boston	L 2-3	29-30-8	66
3/10	Calgary	L 3-6	29-31-8	66
3/13	Toronto	W 10-2	30-31-8	68
3/14	@ St. Louis	T 3-3*	30-31-9	69
3/17	Los Angeles	L 4-5	30-32-9	69
3/20	Pittsburgh	W 4-3	31-32-9	71
3/22	Boston	W 4-3	32-32-9	73
3/24	@ NY Islanders	W 3-1	33-32-9	75
3/27	NY Islanders	T 2-2*	33-32-10	76
3/29	Minnesota	W 4-2	34-32-10	78
3/31	Toronto	W 4-2	35-32-10	80
4/1	@ NY Rangers	W 5-1	36-32-10	82
4/4	Philadelphia	W 3-2*	37-32-10	84
4/5	@ New Jersey	W 6-5*	38-32-10	86

\* Denotes overtime game

## 1985-86

	W	L	T	PTS
Home	30	8	2	62
Away	20	15	5	45
1st Half	25	11	4	54
2nd Half	25	12	3	53
October	4	4	2	10
November	10	3	1	21
December	7	3	1	15
January	8	6	0	16
February	8	3	1	17
March	11	3	1	23
April	2	1	1	5

Head Coach: Bryan Murray



CRAIG LAUGHLIN

## 50-23-7, 107 points

Date	Opponent	Result	Record	Pts
10/10	@ NY Rangers	L 2-4	0-1-0	0
10/12	@ New Jersey	L 1-4	0-2-0	0
10/13	Philadelphia	L 2-4	0-3-0	0
10/16	@ Toronto	W 6-5*	1-3-0	2
10/18	@ Buffalo	W 4-1	2-3-0	4
10/19	Buffalo	T 2-2*	2-3-1	5
10/23	@ Calgary	L 2-4	2-4-1	5
10/25	@ Winnipeg	T 7-7*	2-4-2	6
10/27	@ Chicago	W 4-2	3-4-2	8
10/29	St. Louis	W 6-3	4-4-2	10
11/1	NY Islanders	W 5-3	5-4-2	12
11/2	@ NY Islanders	L 3-5	5-5-2	12
11/5	Chicago	W 8-4	6-5-2	14
11/6	@ Pittsburgh	W 4-1	7-5-2	16
11/9	Calgary	L 3-5	7-6-2	16
11/12	Edmonton	W 5-2	8-6-2	18
11/15	Vancouver	W 5-3	9-6-2	20
11/16	@ Boston	T 2-2*	9-6-3	21
11/19	Pittsburgh	W 4-3	10-6-3	23
11/20	@ Pittsburgh	W 3-1	11-6-3	25
11/23	Quebec	W 3-0	12-6-3	27
11/27	Montreal	W 5-3	13-6-3	29
11/29	NY Rangers	L 2-5	13-7-3	29
11/30	New Jersey	W 6-2	14-7-3	31
12/5	St. Louis	W 3-2	15-7-3	33
12/7	Vancouver	W 2-1	16-7-3	35
12/10	Toronto	W 3-2	17-7-3	37
12/14	@ Los Angeles	W 5-4	18-7-3	39
12/17	@ Vancouver	T 4-4*	18-7-4	40
12/18	@ Edmonton	W 5-2	19-7-4	42
12/20	@ Winnipeg	L 4-7	19-8-4	42
12/22	@ Quebec	W 7-5	20-8-4	44
12/26	Quebec	W 4-3	21-8-4	46
12/28	Chicago	L 4-7	21-9-4	46
12/29	@ NY Rangers	L 5-6	21-10-4	46
1/1	NY Rangers	W 3-0	22-10-4	48
1/3	@ New Jersey	W 3-2	23-10-4	50
1/4	New Jersey	W 9-3	24-10-4	52
1/7	Detroit	W 4-3	25-10-4	54
1/9	@ Philadelphia	L 0-4	25-11-4	54
1/11	@ Minnesota	L 3-5	25-12-4	54
1/14	Calgary	L 3-4	25-13-4	54
1/17	@ New Jersey	W 4-3	26-13-4	56
1/18	Philadelphia	W 5-2	27-13-4	58
1/21	Minnesota	W 7-5	28-13-4	60
1/24	NY Islanders	L 5-7	28-14-4	60
1/25	@ Minnesota	W 6-3	29-14-4	62
1/28	@ Detroit	L 0-7	29-15-4	62
1/29	@ Toronto	L 2-5	29-16-4	62
2/1	New Jersey	W 5-4	30-16-4	64
2/2	@ Hartford	W 5-4	31-16-4	66
2/7	Montreal	W 3-2	32-16-4	68
2/8	Edmonton	W 5-4*	33-16-4	70
2/12	@ Pittsburgh	L 1-8	33-17-4	70
2/15	@ Los Angeles	W 4-1	34-17-4	72
2/18	@ NY Islanders	W 5-4	35-17-4	74
2/19	@ Montreal	T 4-4*	35-17-5	75
2/22	@ Philadelphia	L 1-3	35-18-5	75
2/23	@ Buffalo	L 1-4	35-19-5	75
2/25	Detroit	W 4-3*	36-19-5	77
2/27	@ Boston	W 2-1	37-19-5	79
3/1	NY Rangers	W 4-0	38-19-5	81
3/2	@ NY Rangers	W 4-2	39-19-5	83
3/4	New Jersey	W 4-2	40-19-5	85
3/8	@ NY Islanders	W 6-2	41-19-5	87
3/9	NY Islanders	W 3-1	42-19-5	89
3/11	Pittsburgh	W 5-3	43-19-5	91
3/13	@ Philadelphia	L 0-2	43-20-5	91
3/15	@ St. Louis	W 5-4	44-20-5	93
3/17	@ Pittsburgh	W 5-3	45-20-5	95
3/18	Los Angeles	L 2-5	45-21-5	95
3/21	Winnipeg	W 5-3	46-21-5	97
3/23	Philadelphia	W 6-5	47-21-5	99
3/25	Boston	W 6-3	48-21-5	101
3/28	NY Islanders	L 3-4	48-22-5	101
3/29	@ Hartford	T 6-6*	48-22-6	102
4/1	Pittsburgh	W 5-3	49-22-6	104
4/3	Hartford	W 4-2	50-22-6	106
4/5	NY Rangers	T 4-4*	50-22-7	107
4/6	@ Philadelphia	L 3-5	50-23-7	107

\* Denotes overtime game


Player	GP	G	A	PTS	PIM	+/-	PPG	SH	GW
Dave Christian	80	41	42	83	15	2	18	2	4
Mike Gartner	74	35	40	75	63	-5	11	2	4
Craig Laughlin	75	30	45	75	43	24	10	0	4
Bengt Gustafsson	70	23	52	75	26	27	8	4	6
Alan Haworth	71	34	39	73	72	36	7	0	5
Larry Murphy	78	21	44	65	50	2	8	1	2
Bob Carpenter	80	27	29	56	105	-12	7	0	3
Greg Adams	78	18	38	56	152	24	3	0	2
Scott Stevens	73	15	38	53	165	E	3	0	2
Gaetan Duchesne	80	11	28	39	39	10	0	1	3
Bobby Gould	79	19	19	38	26	7	0	3	5
Jorgen Pettersson	70	13	21	34	12	-16	4	0	3
Washington	47	8	16	24	10	-4	2	0	3
Greg Smith	76	5	22	27	94	-11	0	0	0
Washington	14	0	3	3	10	3	0	0	0
Peter Andersson	61	6	16	22	36	-8	3	0	3
Lou Franceschetti	76	7	14	21	131	-4	0	0	2
*Kevin Hatcher	79	9	10	19	119	6	1	0	1
Rod Langway	71	1	17	18	61	27	1	0	0
John Barrett	79	2	15	17	137	-26	0	0	0
Washington	14	0	3	3	12	3	0	0	0
Darren Veitch	62	3	9	12	27	21	0	0	0
Gary Sampson	19	1	4	5	2	-3	0	0	1
Mark Taylor	30	2	1	3	4	-4	0	0	0
Doug Jarvis	25	1	2	3	16	-5	0	0	0
Dwight Schofield	50	1	2	3	127	6	0	0	0
*Stephen Leach	11	1	1	2	2	E	0	0	0
*David Jensen	5	1	0	1	0	1	0	0	0
Daryl Evans	6	0	1	1	0	-1	0	0	0
Grant Martin	11	0	1	1	6	-5	0	0	0
Al Jensen	44	0	1	1	4	E	0	0	0
Bob Mason	1	0	0	0	0	E	0	0	0
*Yvon Corveau	2	0	0	0	0	-1	0	0	0
*Yves Beaudoin	4	0	0	0	0	-4	0	0	0
Pat Riffin	7	0	0	0	2	E	0	0	0
*Ed Kastelic	15	0	0	0	73	E	0	0	0
Pete Peeters	42	0	2	2	12	E	0	0	0
Washington	34	0	0	0	8	E	0	0	0
Goaltender	GP	MIN	GA	SO	SV%	GAA	W-L-OT		
Pete Peeters	42	2,506	144	1	3	3.45	22-15-4		
Washington	34	2,021	113	1	3	3.35	19-11-3		
Al Jensen	44	2,437	129	2	3	3.18	28-9-3		
Pat Riffin	7	369	23	0	1	3.74	2-3-1		
Bob Mason	1	16	0	0	0	0.00	1-0-0		

\* Indicates rookie

## 1984-85

	W	L	T	PTS
Home	27	11	2	56
Away	19	14	7	45
1st Half	22	11	7	51
2nd Half	24	14	2	50
October	4	3	2	10
November	5	5	3	13
December	12	2	2	26
January	10	3	0	20
February	7	3	2	16
March	6	8	0	12
April	2	1	0	3

Head Coach: Bryan Murray



DAVE CHRISTIAN

Player	GP	G	A	PTS	PIM	+/-	PPG	SH	GW
Mike Gartner	80	50	52	102	71	16	17	0	11
Bob Carpenter	80	53	42	95	87	20	12	0	7
Dave Christian	80	26	43	69	14	21	5	0	2
Scott Stevens	80	21	44	65	221	38	16	0	5
Larry Murphy	79	14	42	56	51	42	3	0	0
Craig Laughlin	78	16	34	50	38	10	5	0	3
Alan Haworth	76	23	26	49	48	19	4	0	2
Bengt Gustafsson	51	13	29	42	8	13	6	1	3
Gaetan Duchesne	67	15	23	38	32	16	0	1	1
Mike McEwen	56	11	7	38	42	23	4	0	3
Doug Jarvis	80	9	28	37	32	19	1	1	1
Bobby Gould	78	14	19	33	69	9	0	1	3
Bryan Erickson	57	15	13	28	23	11	1	0	1
Rod Langway	79	4	22	26	54	36	0	0	1
*Gary Sampson	46	10	15	25	13	20	0	1	0
Darren Veitch	75	3	18	21	37	33	2	0	0
Mark Taylor	56	8	11	19	21	-9	0	1	1
Washington	9	1	1	2	2	-2	0	0	0
Greg Adams	51	6	12	18	72	8	0	0	1
Lou Franceschetti	22	4	7	11	45	1	0	0	1
Peter Andersson	57	0	10	10	21	5	0	0	0
*Dean Evason	15	3	4	7	2	9	0	0	1
Paul Gardner	12	2	4	6	6	-2	2	0	0
Glen Currie	44	1	5	6	19	1	0	0	0
Timo Blomqvist	53	1	4	5	51	10	0	0	0
Jim McGeough	11	3	0	3	12	1	0	0	0
*Andre Hidi	6	2	1	3	9	2	1	0	0
Dave Shand	13	1	1	2	34	1	0	0	0
*Kevin Hatcher	2	1	0	1	0	2	0	1	0
Bob Mason	12	0	1	1	0	E	0	0	0
Pat Riggini	57	0	1	1	2	E	0	0	0
Mikko Leinonen	3	0	1	1	2	1	0	0	0
Al Jensen	14	0	0	0	6	E	0	0	0
Goaltender	GP	MIN	GA	SO	SV%	GAA	W-L-OT		
Pat Riggini	57	3,388	168	2	6	2.98	28-		
Al Jensen	14	803	34	1	1	2.54	10-3-1		
*Bob Mason	12	661	31	1	0	2.81	8-2-1		

\* Indicates rookie

## 46-25-9, 101 points


Date	Opponent	Result	Record	Pts
10/11	@ Philadelphia	T 2-2*	0-0-1	1
10/13	Philadelphia	L 2-4	0-1-1	1
10/14	@ Chicago	W 5-3	1-1-1	3
10/16	Los Angeles	W 5-3	2-1-1	5
10/20	NY Rangers	L 5-6	2-2-1	5
10/24	@ Edmonton	T 3-3*	2-2-2	6
10/25	@ Calgary	L 3-5	2-3-2	6
10/28	@ Vancouver	W 5-2	3-3-2	8
10/30	Calgary	W 4-3*	4-3-2	10
11/3	New Jersey	W 6-4	5-3-2	12
11/7	@ NY Rangers	L 3-4	5-4-2	12
11/9	Edmonton	L 5-8	5-5-2	12
11/10	@ New Jersey	T 2-2*	5-5-3	13
11/13	Minnesota	T 3-3*	5-5-4	14
11/16	@ Buffalo	L 2-3	5-6-4	14
11/17	Buffalo	W 3-2	6-6-4	16
11/20	@ NY Islanders	L 3-5	6-7-4	16
11/21	@ Pittsburgh	T 3-3*	6-7-5	17
11/23	NY Islanders	L 1-5	6-8-5	17
11/25	Chicago	W 5-0	7-8-5	19
11/27	@ Quebec	W 9-2	8-8-5	21
11/28	@ NY Rangers	W 2-1	9-8-5	23
12/1	@ Boston	W 5-4*	10-8-5	25
12/2	Pittsburgh	W 9-1	11-8-5	27
12/4	New Jersey	W 4-1	12-8-5	29
12/7	Winnipeg	L 5-7	12-9-5	29
12/9	Detroit	W 4-0	13-9-5	31
12/11	@ St. Louis	T 3-3*	13-9-6	32
12/12	@ Minnesota	W 3-2	14-9-6	34
12/15	NY Rangers	W 4-2	15-9-6	36
12/16	@ NY Rangers	W 6-3	16-9-6	38
12/18	@ Quebec	W 4-1	17-9-6	40
12/20	@ Montreal	T 2-2*	17-9-7	41
12/22	St. Louis	W 7-5	18-9-7	43
12/23	@ Philadelphia	L 4-7	18-10-7	43
12/26	Philadelphia	W 6-0	19-10-7	45
12/27	@ NY Islanders	W 5-4*	20-10-7	47
12/29	Hartford	W 3-2	21-10-7	49
1/1	Boston	W 5-1	22-10-7	51
1/4	Quebec	L 3-5	22-11-7	51
1/8	@ Detroit	W 4-2	23-11-7	53
1/9	@ St. Louis	W 4-2	24-11-7	55
1/12	@ New Jersey	L 3-5	24-12-7	55
1/14	Minnesota	W 6-3	25-12-7	57
1/16	@ Pittsburgh	W 5-4	26-12-7	59
1/17	Pittsburgh	W 6-2	27-12-7	61
1/19	NY Rangers	W 7-1	28-12-7	63
1/23	@ Chicago	W 3-2	29-12-7	65
1/26	@ NY Islanders	W 5-1	30-12-7	67
1/27	NY Islanders	W 5-2	31-12-7	69
1/29	@ Detroit	L 3-4	31-13-7	69
2/1	Toronto	T 3-3*	31-13-8	70
2/3	Winnipeg	W 6-2	32-13-8	72
2/5	@ Toronto	W 4-1	33-13-8	74
2/8	Los Angeles	W 6-1	34-13-8	76
2/9	Philadelphia	L 4-5	34-14-8	76
2/13	@ Winnipeg	L 3-5	34-15-8	76
2/14	@ Calgary	W 4-3	35-15-8	78
2/16	@ Los Angeles	L 2-5	35-16-8	78
2/21	@ Vancouver	W 6-2	36-16-8	80
2/23	@ Edmonton	T 3-3*	36-16-9	81
2/26	Vancouver	W 3-2	37-16-9	83
2/28	@ NY Rangers	W 5-4	38-16-9	85
3/2	Buffalo	L 0-4	38-17-9	85
3/5	New Jersey	W 4-1	39-17-9	87
3/7	@ Philadelphia	L 6-9	39-18-9	87
3/8	Philadelphia	L 2-4	39-19-9	87
3/10	Boston	L 2-3	39-20-9	87
3/14	Toronto	W 4-0	40-20-9	89
3/16	@ NY Islanders	L 4-6	40-21-9	89
3/19	New Jersey	W 4-1	41-21-9	91
3/21	@ Montreal	L 2-3	41-22-9	91
3/22	Montreal	W 3-1	42-22-9	93
3/24	Pittsburgh	W 7-3	43-22-9	95
3/27	Hartford	L 1-3	43-23-9	95
3/28	@ New Jersey	L 2-3	43-24-9	95
3/30	NY Islanders	W 4-3	44-24-9	97
4/4	@ Hartford	L 0-2	44-25-9	97
4/6	@ Pittsburgh	W 7-4	45-25-9	99
4/7	Pittsburgh	W 7-3	46-25-9	101

\* Denotes overtime game

## 1983-84

	W	L	T	PTS
Home	26	11	3	55
Away	22	16	2	46
1st Half	18	19	3	39
2nd Half	30	8	2	62
October	5	7	0	10
November	6	6	1	13
December	7	6	1	15
January	9	2	2	20
February	9	4	0	18
March	11	2	1	23
April	1	0	0	2

Head Coach: Bryan Murray



**DOUG JARVIS**

## 48-27-5, 101 points

Date	Opponent	Result	Record	Pts
10/6	@ Philadelphia	L 1-4	0-1-0	0
10/8	NY Islanders	L 7-8*	0-2-0	0
10/9	@ Buffalo	L 2-5	0-3-0	0
10/13	@ NY Rangers	L 3-4	0-4-0	0
10/14	Pittsburgh	L 0-4	0-5-0	0
10/16	Quebec	L 2-4	0-6-0	0
10/19	@ Hartford	L 0-3	0-7-0	0
10/22	Philadelphia	W 4-1	1-7-0	2
10/25	@ Pittsburgh	W 1-0	2-7-0	4
10/26	@ New Jersey	W 2-0	3-7-0	6
10/29	@ Minnesota	W 6-1	4-7-0	8
10/30	@ Winnipeg	W 7-3	5-7-0	10
11/2	@ Edmonton	L 3-11	5-8-0	10
11/4	Vancouver	W 5-4*	6-8-0	12
11/6	Detroit	W 3-2	7-8-0	14
11/9	Edmonton	L 4-7	7-9-0	14
11/12	NY Rangers	W 7-4	8-9-0	16
11/13	@ Boston	L 2-4	8-10-0	16
11/16	@ NY Rangers	L 1-4	8-11-0	16
11/18	NY Islanders	W 7-1	9-11-0	18
11/19	@ NY Islanders	L 2-6	9-12-0	18
11/23	Chicago	T 2-2*	9-12-1	19
11/25	NY Rangers	W 3-1	10-12-1	21
11/26	@ Montreal	W 5-2	11-12-1	23
11/29	@ Quebec	L 3-6	11-13-1	23
12/1	New Jersey	W 8-4	12-13-1	25
12/2	@ New Jersey	T 2-2*	12-13-2	26
12/4	Boston	L 1-4	12-14-2	26
12/7	@ NY Rangers	L 5-7	12-15-2	26
12/8	Calgary	W 4-3	13-15-2	28
12/10	Montreal	W 2-0	14-15-2	30
12/15	@ Philadelphia	L 4-9	14-16-2	30
12/17	@ Toronto	W 3-1	15-16-2	32
12/18	Los Angeles	W 5-0	16-16-2	34
12/22	@ NY Islanders	L 1-6	16-17-2	34
12/23	NY Islanders	W 7-3	17-17-2	36
12/26	Philadelphia	L 4-5	17-18-2	36
12/28	Detroit	L 2-3*	17-19-2	36
12/31	@ New Jersey	W 3-2	18-19-2	38
1/2	NY Rangers	T 2-2*	18-19-3	39
1/5	St. Louis	W 5-1	19-19-3	41
1/7	Buffalo	L 2-4	19-20-3	41
1/8	@ Philadelphia	W 7-1	20-20-3	43
1/11	@ Los Angeles	W 4-2	21-20-3	45
1/13	@ Vancouver	W 6-4	22-20-3	47
1/15	@ Calgary	L 2-3	22-21-3	47
1/17	Winnipeg	W 8-3	23-21-3	49
1/20	Chicago	W 5-3	24-21-3	51
1/21	@ Pittsburgh	W 3-2	25-21-3	53
1/25	@ Buffalo	T 2-2*	25-21-4	54
1/27	Toronto	W 6-1	26-21-4	56
1/28	@ Toronto	W 8-0	27-21-4	58
2/2	@ New Jersey	W 2-0	28-21-4	60
2/3	Montreal	W 4-1	29-21-4	62
2/5	Edmonton	W 9-2	30-21-4	64
2/8	Calgary	W 6-1	31-21-4	66
2/11	Philadelphia	W 6-3	32-21-4	68
2/13	@ Minnesota	W 4-0	33-21-4	70
2/16	@ Los Angeles	W 4-2	34-21-4	72
2/18	@ St. Louis	W 4-2	35-21-4	74
2/19	@ Winnipeg	L 3-4*	35-22-4	74
2/22	@ Chicago	L 2-4	35-23-4	74
2/25	@ Detroit	L 1-4	35-24-4	74
2/26	@ Hartford	W 4-3	36-24-4	76
2/28	Vancouver	L 2-3	36-25-4	76
3/1	Pittsburgh	W 9-1	37-25-4	78
3/3	NY Rangers	W 5-1	38-25-4	80
3/5	@ Pittsburgh	W 5-2	39-25-4	82
3/7	Hartford	W 4-2	40-25-4	84
3/9	Quebec	W 5-3	41-25-4	86
3/11	@ Boston	W 2-1	42-25-4	88
3/14	New Jersey	T 3-3*	42-25-5	89
3/17	@ NY Islanders	W 2-1	43-25-5	91
3/18	St. Louis	L 3-5	43-26-5	91
3/21	Minnesota	W 5-1	44-26-5	93
3/24	Pittsburgh	W 6-0	45-26-5	95
3/25	@ Pittsburgh	W 4-3	46-26-5	97
3/28	New Jersey	W 6-2	47-26-5	99
3/31	NY Islanders	L 1-3	47-27-5	99
4/1	@ Philadelphia	W 4-1	48-27-5	101

\* Denotes overtime game

Player	GP	G	A	PTS	PIM	+/-	PPG	SH	GW
Mike Gartner	80	40	45	85	90	23	8	0	7
Dave Christian	80	29	52	81	28	28	9	0	6
Bengt Gustafsson	69	32	43	75	16	29	8	0	5
Bob Carpenter	80	28	40	68	51	-1	8	0	5
Alan Haworth	75	24	31	55	52	14	7	0	5
Craig Laughlin	80	20	32	52	69	4	7	0	3
Larry Murphy	78	13	36	49	50	7	2	0	2
Washington	72	13	33	46	50	12	2	0	2
Scott Stevens	78	13	32	45	201	25	7	0	2
Doug Jarvis	80	13	29	42	12	6	0	2	0
Bobby Gould	78	21	19	40	74	-3	4	0	4
Gaetan Duchesne	79	17	19	36	29	15	3	2	1
Glen Currie	80	12	24	36	20	8	0	2	2
Rod Langway	80	9	24	33	61	14	1	2	2
*Bryan Erickson	45	12	17	29	16	10	4	0	2
Darren Veitch	46	6	18	24	17	1	4	0	0
Timo Blomqvist	65	1	19	20	84	17	0	0	0
Dave Shand	72	4	15	19	124	23	0	0	0
Chris Valentine	22	6	5	11	21	-8	2	0	1
*Peter Andersson	42	3	7	10	20	12	2	0	0
Greg Adams	57	2	6	8	133	1	0	0	0
Gary McAdam	24	1	5	6	12	E	0	0	1
Greg Theberge	13	1	2	3	4	-4	1	0	0
*Gary Sampson	15	1	1	2	6	1	0	0	0
Paul MacKinnon	12	0	1	1	4	-6	0	0	0
Brian Engblom	6	0	1	1	8	-5	0	0	0
Ken Houston	4	0	0	0	4	-2	0	0	0
Al Jensen	43	0	0	0	22	E	0	0	0
Pat Riggin	41	0	0	0	4	E	0	0	0
*Dean Evason	2	0	0	0	2	E	0	0	0
Lou Franceschetti	2	0	0	0	0	-2	0	0	0
*Andre Hidi	1	0	0	0	0	E	0	0	0
Goaltender	GP	MIN	GA	SO	SV%	GAA	W-L-OT		
Al Jensen	43	2,414	117	4	3	2.91	25-13-3		
Pat Riggin	41	2,299	102	4	1	2.66	21-14-2		
Bob Mason	2	120	3	0	0	1.50	2-0-0		
Dave Parro	1	1	0	0	0	0.00	0-0-0		

\* Indicates rookie



## 1982-83

	W	L	T	PTS
Home	22	12	6	50
Away	17	13	10	44
1st Half	19	11	10	48
2nd Half	20	14	6	46
October	3	6	1	7
November	5	3	5	15
December	9	1	4	22
January	7	6	2	16
February	6	4	2	14
March	8	4	2	18
April	1	1	0	2

Head Coach: Bryan Murray



MIKE GARTNER

Player	GP	G	A	PTS	PIM	+/-	PPG	SH	GW
Dennis Maruk	80	31	50	81	71	-22	12	0	2
Mike Gartner	73	38	38	76	54	-3	10	1	3
Bob Carpenter	80	32	37	69	64	E	14	0	4
Bengt Gustafsson	67	22	42	64	16	5	2	0	4
Alan Haworth	74	23	27	50	34	-4	5	0	2
*Milan Novy	73	18	30	48	16	4	3	0	3
Craig Laughlin	75	17	27	44	41	-8	5	0	3
Bobby Gould	80	22	18	40	43	16	0	0	6
Ken Houston	71	25	14	39	93	-7	9	0	0
Glen Currie	68	11	28	39	20	18	0	0	2
Gaetan Duchesne	77	18	19	37	52	16	0	1	5
Greg Theberge	70	8	28	36	20	-1	7	0	1
Rod Langway	80	3	29	32	75	-2	1	0	0
Doug Jarvis	80	8	22	30	10	-11	0	1	0
Brian Engblom	73	5	22	27	59	-5	4	0	0
*Scott Stevens	77	9	16	25	195	12	0	0	0
Timo Blomqvist	61	1	17	18	67	16	1	0	1
Chris Valentine	23	7	10	17	14	-2	1	0	1
Ted Bulley	39	4	9	13	47	-3	0	0	1
Darren Veitch	10	0	8	8	0	E	0	0	0
Randy Holt	70	0	8	8	275	-5	0	0	0
Paul MacKinnon	19	2	2	4	8	1	1	0	0
Torrie Robertson	5	2	0	2	4	-2	0	0	1
Lee Norwood	8	0	1	1	14	-3	0	0	0
Doug Hicks	6	0	0	0	7	-3	0	0	0
Al Jensen	40	0	0	0	6	E	0	0	0
Pat Riggan	38	0	0	0	4	E	0	0	0
*Eric Calder	1	0	0	0	0	E	0	0	0
Goaltender	GP	MIN	GA	SO	SV%	GAA	W-L-OT		
Al Jensen	40	2,358	135	1#	1	3.43	22-12-6		
Pat Riggan	38	2,161	121	0#	4	3.36	16-9-9		
Dave Parro	6	261	19	0	1	4.37	1-3-1		
Robbie Moore	1	20	1	0	1	3.00	0-1-0		

# Shared team shutout on 4/3

\* Indicates rookie

## 39-25-16, 94 points

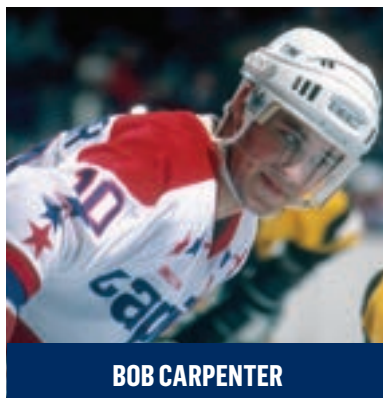
Date	Opponent	Result	Record	Pts
10/6	@ NY Rangers	W 5-4	1-0-0	2
10/9	Philadelphia	L 2-3	1-1-0	2
10/10	@ Philadelphia	L 4-6	1-2-0	2
10/13	@ Toronto	W 5-3	2-2-0	4
10/16	Buffalo	L 2-9	2-3-0	4
10/20	Montreal	T 3-3	2-3-1	5
10/21	@ NY Islanders	L 3-6	2-4-1	5
10/23	Minnesota	L 1-3	2-5-1	5
10/27	@ Pittsburgh	L 5-7	2-6-1	5
10/30	@ St. Louis	W 6-5	3-6-1	7
11/3	@ Chicago	T 3-3	3-6-2	8
11/5	St. Louis	L 3-4	3-7-2	8
11/7	Hartford	W 6-2	4-7-2	10
11/8	@ New Jersey	T 2-2	4-7-3	11
11/10	New Jersey	W 3-0	5-7-3	13
11/13	NY Islanders	W 3-1	6-7-3	15
11/16	Calgary	W 5-3	7-7-3	17
11/19	@ Winnipeg	T 3-3	7-7-4	18
11/21	@ Vancouver	L 3-5	7-8-4	18
11/23	@ Calgary	L 3-6	7-9-4	18
11/24	@ Edmonton	T 3-3	7-9-5	19
11/26	Toronto	W 5-3	8-9-5	21
11/28	NY Islanders	T 3-3	8-9-6	22
12/2	Pittsburgh	W 5-4	9-9-6	24
12/4	Chicago	W 4-2	10-9-6	26
12/7	Winnipeg	T 3-3	10-9-7	27
12/9	@ New Jersey	W 6-4	11-9-7	29
12/10	NY Rangers	T 4-4	11-9-8	30
12/12	Boston	W 4-3	12-9-8	32
12/14	Los Angeles	W 7-2	13-9-8	34
12/16	@ Minnesota	T 4-4	13-9-9	35
12/18	@ Pittsburgh	W 3-1	14-9-9	37
12/19	@ Philadelphia	W 3-1	15-9-9	39
12/23	@ NY Islanders	W 5-1	16-9-9	41
12/26	Philadelphia	L 3-6	16-10-9	41
12/28	Pittsburgh	W 6-3	17-10-9	43
12/30	@ Hartford	T 4-4	17-10-10	44
1/1	NY Rangers	L 2-7	17-11-10	44
1/2	@ Quebec	W 7-4	18-11-10	46
1/5	@ Detroit	W 5-2	19-11-10	48
1/6	Toronto	L 1-3	19-12-10	48
1/8	@ St. Louis	T 3-3	19-12-11	49
1/11	Los Angeles	L 7-9	19-13-11	49
1/14	@ Buffalo	L 2-3	19-14-11	49
1/15	Buffalo	L 2-4	19-15-11	49
1/18	Philadelphia	W 4-1	20-15-11	51
1/19	@ Chicago	W 6-4	21-15-11	53
1/21	Quebec	L 4-5	21-16-11	53
1/23	New Jersey	W 3-1	22-16-11	55
1/26	@ Pittsburgh	W 6-2	23-16-11	57
1/28	Pittsburgh	W 7-2	24-16-11	59
1/29	@ Montreal	T 3-3	24-16-12	60
2/1	Detroit	W 5-2	25-16-12	62
2/3	Minnesota	W 3-1	26-16-12	64
2/5	New Jersey	W 5-4	27-16-12	66
2/6	@ Quebec	T 4-4	27-16-13	67
2/10	@ NY Islanders	L 3-8	27-17-13	67
2/13	Winnipeg	W 6-1	28-17-13	69
2/16	@ NY Rangers	L 4-5	28-18-13	69
2/18	@ Vancouver	W 2-1	29-18-13	71
2/19	@ Los Angeles	T 3-3	29-18-14	72
2/23	@ Edmonton	L 3-6	29-19-14	72
2/24	@ Calgary	W 4-2	30-19-14	74
2/26	@ Montreal	L 1-4	30-20-14	74
3/2	Edmonton	L 3-5	30-21-14	74
3/3	@ NY Rangers	W 4-3	31-21-14	76
3/5	Philadelphia	W 4-3	32-21-14	78
3/8	@ New Jersey	W 5-4	33-21-14	80
3/12	@ NY Islanders	L 2-6	33-22-14	80
3/13	Boston	W 6-4	34-22-14	82
3/16	Hartford	W 5-4	35-22-14	84
3/17	@ Boston	W 2-1	36-22-14	86
3/20	@ Philadelphia	W 3-2	37-22-14	88
3/23 -	Vancouver	T 1-1	37-22-15	89
3/24	New Jersey	W 5-3	38-22-15	91
3/26	Pittsburgh	T 4-4	38-22-16	92
3/27	@ NY Rangers	L 4-5	38-23-16	92
3/30	NY Islanders	L 1-7	38-24-16	92
4/1	@ Detroit	L 7-8	38-25-16	92
4/3	NY Rangers	W 3-0	39-25-16	94

\* Postponed from February 11 due to weather

## 1981-82

	W	L	T	PTS
Home	16	16	8	40
Away	10	25	5	25
1st Half	12	25	3	27
2nd Half	14	16	10	38
October	1	11	0	2
November	5	4	2	12
December	4	9	1	9
January	4	5	5	13
February	6	6	1	13
March	4	6	4	12
April	2	0	0	4

**Head Coach: Gary Green: 1-12-0**  
**Roger Crozier (Nov. 5): 0-1-0**  
**Bryan Murray (Nov. 11): 25-28-13**



**BOB CARPENTER**

## 26-41-13, 65 points

Player	GP	G	A	PTS	PIM	+/-	PPG	SH	GW
Dennis Maruk	80	60	76	136	128	-7	20	2	1
Ryan Walter	78	38	49	87	142	-3	19	1	3
Mike Gartner	80	35	45	80	121	-12	5	2	5
Ryan Walter	80	24	44	68	150	-10	4	2	1
*Bob Carpenter	80	32	35	67	69	-24	7	1	3
*Chris Valentine	60	30	37	67	92	-17	18	0	5
Bengt Gustafsson	70	26	34	60	40	-22	3	0	2
Darren Veitch	67	9	44	53	54	-17	5	0	1
Greg Theberge	57	5	32	37	49	-9	3	0	0
Bobby Gould	76	21	13	34	73	-3	1	0	2
Washington	60	18	13	31	69	-1	1	0	1
Rick Green	65	3	25	28	93	-12	1	0	0
Terry Murray	74	3	22	25	60	-15	0	0	0
Doug Hicks	51	3	21	24	66	-1	1	0	0
Washington	12	0	1	1	11	-7	0	0	0
*Gaetan Duchesne	74	9	14	23	46	-6	0	0	1
*Torrie Robertson	54	8	13	21	204	-1	3	0	0
Lee Norwood	28	7	10	17	127	8	3	0	1
Washington	26	7	10	17	125	7	3	0	1
Tim Tookey	28	8	8	16	3	-9	4	0	0
Glen Currie	43	7	7	14	14	-1	0	1	0
Wes Jarvis	26	1	12	13	18	5	0	0	0
*Lou Franceschetti	30	2	10	12	23	-4	0	0	1
*Timo Blomqvist	44	1	11	12	62	-17	0	0	0
Paul MacKinnon	39	2	9	11	35	-8	0	0	0
Randy Holt	61	2	6	8	259	-10	0	0	0
Washington	53	2	6	8	250	-7	0	0	0
Jim McTaggart	19	2	4	6	20	-3	0	1	1
Tony Cassolato	12	1	4	5	4	1	0	0	0
Bob Kelly	16	0	4	4	12	-12	0	0	0
*Todd Bidner	12	2	1	3	7	1	0	0	1
Jean Pronovost	10	1	2	3	4	-8	0	0	0
Pat Ribble	15	1	2	3	16	-3	0	0	0
Washington	12	1	2	3	14	-5	0	0	0
Alan Hagsleben	17	1	1	2	19	-3	0	0	0
Tom Rowe	6	1	1	2	18	1	0	0	0
Howard Walker	16	0	2	2	26	-9	0	0	0
*Al Jensen	26	0	2	2	6	E	0	0	0
*Mike Siltala	3	1	0	1	2	-1	0	0	0
Mike Palmateer	11	0	1	1	6	E	0	0	0
Dave Parro	52	0	1	1	4	E	0	0	0
Orest Kindrachuk	4	1	0	1	2	1	1	0	0
Pierre Bouchard	1	0	0	0	10	-2	0	0	0
*Tony Camazzola	3	0	0	0	4	1	0	0	0
*Jay Johnston	6	0	0	0	4	-2	0	0	0
*Harvie Pocza	2	0	0	0	2	-2	0	0	0
*Eric Calder	1	0	0	0	0	E	0	0	0
Errol Rausse	2	0	0	0	0	-2	0	0	0
*Jim McGeough	4	0	0	0	0	-2	0	0	0
Goaltender	GP	MIN	GA	SO	SV%	GAA	W-L-OT		
Al Jensen	26	1,274	81	0	0	3.81	8-8-4		
Dave Parro	52	2,942	206	1	4	4.20	16-26-7		
Mike Palmateer	11	584	47	0	0	4.83	2-7-2		

\* Indicates rookie

Date	Opponent	Result	Record	Pts
10/7	@ Buffalo	L 3-5	0-1-0	0
10/10	Detroit	W 6-3	1-1-0	2
10/11	@ Boston	L 3-6	1-2-0	2
10/14	Philadelphia	L 4-5	1-3-0	2
10/15	@ Philadelphia	L 2-5	1-4-0	2
10/17	Buffalo	L 2-4	1-5-0	2
10/21	Quebec	L 3-6	1-6-0	2
10/23	NY Islanders	L 2-4	1-7-0	2
10/24	@ NY Islanders	L 4-6	1-8-0	2
10/28	@ Vancouver	L 0-3	1-9-0	2
10/29	@ Los Angeles	L 3-4	1-10-0	2
10/31	@ Colorado	L 4-6	1-11-0	2
11/4	Minnesota	L 1-6	1-12-0	2
11/7	NY Rangers	L 1-3	1-13-0	2
11/11	Pittsburgh	L 2-3	1-14-0	2
11/13	Detroit	T 3-3	1-14-1	3
11/14	@ Hartford	W 4-0	2-14-1	5
11/18	Colorado	W 7-1	3-14-1	7
11/21	Philadelphia	W 10-4	4-14-1	9
11/22	@ Philadelphia	W 3-2	5-14-1	11
11/25	@ Minnesota	T 4-4	5-14-2	12
11/27	Montreal	W 5-2	6-14-2	14
11/28	@ Hartford	L 2-6	6-15-2	14
12/2	Calgary	W 9-3	7-15-2	16
12/4	Winnipeg	W 7-3	8-15-2	18
12/5	@ Toronto	L 4-9	8-16-2	18
12/9	@ Chicago	L 3-7	8-17-2	18
12/11	Toronto	W 11-2	9-17-2	20
12/12	@ Pittsburgh	L 4-7	9-18-2	20
12/14	@ Montreal	L 3-6	9-19-2	20
12/17	@ NY Islanders	L 1-4	9-20-2	20
12/19	Chicago	L 4-6	9-21-2	20
12/20	@ NY Rangers	W 3-2	10-21-2	22
12/23	Boston	L 4-7	10-22-2	22
12/26	NY Rangers	T 4-4	10-22-3	23
12/27	@ Buffalo	L 2-3	10-23-3	23
12/30	@ Pittsburgh	L 2-6	10-24-3	23
1/2	Vancouver	W 5-2	11-24-3	25
1/3	@ NY Rangers	W 4-3	12-24-3	27
1/5	@ Quebec	L 0-3	12-25-3	27
1/7	Los Angeles	T 3-3	12-25-4	28
1/9	@ St. Louis	L 4-7	12-26-4	28
1/13	Edmonton	T 6-6	12-26-5	29
1/16	@ Detroit	T 5-5	12-26-6	30
1/17	NY Islanders	T 2-2	12-26-7	31
1/20	@ Winnipeg	L 0-3	12-27-7	31
1/23	@ Boston	L 1-3	12-28-7	31
1/24	@ NY Rangers	T 4-4	12-28-8	32
1/27	NY Rangers	L 4-5	12-29-8	32
1/30	Chicago	W 5-2	13-29-8	34
1/31	Pittsburgh	W 8-3	14-29-8	36
2/2	@ NY Islanders	L 6-7	14-30-8	36
2/4	NY Islanders	L 2-5	14-31-8	36
2/6	@ Pittsburgh	W 6-4	15-31-8	38
2/7	Quebec	T 5-5	15-31-9	39
2/11	@ Calgary	W 5-3	16-31-9	41
2/12	@ Edmonton	L 3-5	16-32-9	41
2/14	@ Colorado	L 3-5	16-33-9	41
2/17	@ Los Angeles	W 5-2	17-33-9	43
2/20	@ Minnesota	L 3-7	17-34-9	43
2/21	@ Winnipeg	W 6-3	18-34-9	45
2/25	St. Louis	W 9-1	19-34-9	47
2/27	Hartford	W 7-1	20-34-9	49
2/28	Edmonton	L 1-4	20-35-9	49
3/3	St. Louis	W 8-4	21-35-9	51
3/5	Calgary	W 8-6	22-35-9	53
3/7	@ Philadelphia	L 1-7	22-36-9	53
3/10	Pittsburgh	L 2-7	22-37-9	53
3/13	Philadelphia	W 6-3	23-37-9	55
3/14	@ NY Rangers	T 5-5	23-37-10	56
3/17	Vancouver	T 6-6	23-37-11	57
3/20	NY Rangers	L 3-4	23-38-11	57
3/21	NY Islanders	L 2-3	23-39-11	57
3/23	@ NY Islanders	L 1-8	23-40-11	57
3/25	@ Philadelphia	W 4-3	24-40-11	59
3/27	Philadelphia	T 4-4	24-40-12	60
3/28	Pittsburgh	L 5-6	24-41-12	60
3/31	@ Pittsburgh	T 4-4	24-41-13	61
4/3	@ Toronto	W 6-4	25-41-13	63
4/4	Montreal	W 3-1	26-41-13	65

## 1980-81

	W	L	T	PTS
Home	16	17	7	39
Away	10	19	11	31
1st Half	13	16	11	37
2nd Half	13	20	7	33
October	3	4	3	9
November	5	2	6	16
December	5	7	2	12
January	5	8	1	11
February	1	7	4	6
March	5	7	2	12
April	2	1	0	4

Head Coach: Gary Green



DENNIS MARUK

Player	GP	G	A	PTS	PIM	+/-	PPG	SH	GW
Dennis Maruk	80	50	47	97	87	-6	16	2	5
Mike Gartner	80	48	46	94	100	-4	13	0	3
Ryan Walter	80	24	45	69	150	-10	4	0	1
Bob Kelly	80	26	36	62	157	-13	8	0	4
Jean Pronovost	80	22	36	58	61	-9	6	1	4
Bengt Gustafsson	72	21	34	55	26	11	4	2	1
Dennis Ververgaert	79	14	27	41	40	-4	2	0	2
Rick Green	65	8	23	31	91	-15	2	0	1
*Darren Veitch	59	4	21	25	46	-12	1	0	1
Alan Hangesleben	76	5	19	24	198	-6	0	0	0
*Tim Tookey	29	10	13	23	18	-6	6	0	1
Wes Jarvis	55	9	14	23	30	-10	0	1	0
Paul Mulvey	55	7	14	21	166	-9	1	0	0
Glen Currie	40	5	13	18	16	-5	2	1	0
Guy Charron	47	5	13	18	2	-5	2	1	0
Pat Ribble	67	3	15	18	103	-14	3	0	1
Rolf Edberg	45	8	8	16	6	1	0	0	0
*Howard Walker	64	2	10	12	100	8	2	0	0
Rick Smith	51	5	6	11	42	2	2	0	2
Washington	40	5	4	9	36	7	2	0	2
Pierre Bouchard	50	3	7	10	28	-18	0	0	0
Mike Palmateer	49	0	8	8	17	E	0	0	0
*Jim McTaggart	52	1	6	7	185	-4	0	0	0
Yvon Labre	25	2	4	6	100	-2	0	0	0
Mark Lofthouse	3	1	1	2	4	E	0	0	0
Errol Rausse	5	1	1	2	0	1	0	0	0
Greg Theberge	1	1	0	1	0	-2	0	0	0
*Archie Henderson	7	1	0	1	28	-1	0	0	0
*Dwayne Lowdermilk	2	0	1	1	2	-1	0	0	0
*Dave Parro	18	0	1	1	2	E	0	0	0
*Jay Johnston	2	0	0	0	9	E	0	0	0
Tony Cassolato	2	0	0	0	0	E	0	0	0
*Torrice Robertson	3	0	0	0	0	-2	0	0	0
Paul MacKinnon	14	0	0	0	22	5	0	0	0
Wayne Stephenson	20	0	0	0	4	E	0	0	0
Rollie Boutin	2	0	0	0	0	E	0	0	0
Gary Inness	3	0	0	0	0	E	0	0	0
Goaltender	GP	MIN	GA	SO	SV%	GAA	W-L-OT		
Mike Palmateer	49	2,679	172	2	6	3.85	18-19-9		
Wayne Stephenson	20	1,010	66	1	0	3.92	4-7-5		
*Dave Parro	18	811	49	1	2	3.63	4-7-2		
Gary Inness	3	180	9	0	1	3.00	0-1-2		
Rollie Boutin	2	120	11	0	1	5.50	0-2-0		

\* Indicates rookie

## 26-36-18, 70 points

Date	Opponent	Result	Record	Pts
10/10	Winnipeg	W 4-1	1-0-0	2
10/12	NY Islanders	L 1-2	1-1-0	2
10/15	Montreal	T 3-3	1-1-1	3
10/18	NY Rangers	W 8-2	2-1-1	5
10/19	@ Chicago	L 4-8	2-2-1	5
10/21	Chicago	W 2-0	3-2-1	7
10/24	St. Louis	L 2-3	3-3-1	7
10/25	@ St. Louis	T 3-3	3-3-2	8
10/29	@ Los Angeles	L 2-4	3-4-2	8
10/30	@ Colorado	T 5-5	3-4-3	9
11/1	@ Edmonton	T 2-2	3-4-4	10
11/2	@ Winnipeg	T 4-4	3-4-5	11
11/5	Los Angeles	L 3-5	3-5-5	11
11/8	Buffalo	T 3-3	3-5-6	12
11/9	@ Buffalo	T 3-3	3-5-7	13
11/12	@ Pittsburgh	W 3-1	4-5-7	15
11/15	@ Hartford	W 8-4	5-5-7	17
11/18	@ Quebec	L 2-6	5-6-7	17
11/20	Calgary	W 4-2	6-6-7	19
11/22	Boston	T 2-2	6-6-8	20
11/26	@ Detroit	T 7-7	6-6-9	21
11/28	Toronto	W 6-2	7-6-9	23
11/29	@ Toronto	W 7-3	8-6-9	25
12/3	Minnesota	T 3-3	8-6-10	26
12/6	Colorado	W 8-6	9-6-10	28
12/7	@ Boston	L 3-7	9-7-10	28
12/9	Vancouver	L 2-4	9-8-10	28
12/10	@ NY Rangers	L 2-6	9-9-10	28
12/12	Pittsburgh	L 2-6	9-10-10	28
12/14	Detroit	L 4-5	9-11-10	28
12/17	Edmonton	W 5-2	10-11-10	30
12/20	Philadelphia	L 2-5	10-12-10	30
12/21	@ Philadelphia	W 6-0	11-12-10	32
12/26	NY Rangers	W 7-3	12-12-10	34
12/27	@ Montreal	L 4-7	12-13-10	34
12/30	@ Vancouver	T 3-3	12-13-11	35
12/31	@ Winnipeg	W 5-3	13-13-11	37
1/3	@ Minnesota	L 0-3	13-14-11	37
1/4	Philadelphia	L 1-8	13-15-11	37
1/7	@ Edmonton	L 3-6	13-16-11	37
1/8	@ Calgary	L 0-6	13-17-11	37
1/10	@ Minnesota	L 2-3	13-18-11	37
1/12	@ Colorado	W 2-1	14-18-11	39
1/15	Los Angeles	W 3-0	15-18-11	41
1/17	@ NY Islanders	L 4-6	15-19-11	41
1/18	Hartford	W 3-2	16-19-11	43
1/21	Minnesota	L 1-2	16-20-11	43
1/24	Buffalo	L 4-7	16-21-11	43
1/27	Winnipeg	W 4-3	17-21-11	45
1/29	Vancouver	W 3-1	18-21-11	47
1/31	@ Pittsburgh	T 4-4	18-21-12	48
2/1	Edmonton	W 7-4	19-21-12	50
2/3	@ Vancouver	T 3-3	19-21-13	51
2/5	@ Calgary	L 2-5	19-22-13	51
2/7	@ Los Angeles	T 4-4	19-22-14	52
2/12	@ Buffalo	L 3-6	19-23-14	52
2/14	@ Montreal	L 1-6	19-24-14	52
2/18	Chicago	T 5-5	19-24-15	53
2/21	@ NY Rangers	L 4-6	19-25-15	53
2/22	Quebec	L 7-11	19-26-15	53
2/25	@ Chicago	T 2-2	19-26-16	54
2/26	Pittsburgh	L 5-7	19-27-16	54
2/28	@ St. Louis	L 4-7	19-28-16	54
3/3	Calgary	L 3-6	19-29-16	54
3/4	@ Quebec	L 4-7	19-30-16	54
3/8	Toronto	W 7-3	20-30-16	56
3/10	Colorado	W 4-3	21-30-16	58
3/11	@ Hartford	W 5-2	22-30-16	60
3/13	Boston	L 1-7	22-31-16	60
3/14	@ Toronto	L 3-5	22-32-16	60
3/18	Quebec	L 4-6	22-33-16	60
3/21	St. Louis	T 3-3	22-33-17	61
3/22	Montreal	T 2-2	22-33-18	62
3/24	@ Philadelphia	W 5-2	23-33-18	64
3/26	@ Detroit	W 2-0	24-33-18	66
3/27	Hartford	L 3-5	24-34-18	66
3/29	NY Islanders	L 4-5	24-35-18	66
4/2	@ Boston	W 3-2	25-35-18	68
4/4	@ NY Islanders	L 1-4	25-36-18	68
4/5	Detroit	W 7-2	26-36-18	70


\* Denotes overtime game

\*\* Denotes shootout

## 1979-80

	W	L	T	PTS
Home	20	14	6	46
Away	7	26	7	21
1st Half	11	23	6	28
2nd Half	16	17	7	39
October	3	6	1	7
November	1	10	3	5
December	5	7	1	11
January	4	5	3	11
February	6	5	2	14
March	7	6	2	16
April	1	1	1	3

Head Coach: Dan Belisle: 4-10-2  
 Gary Green (Nov. 14): 23-30-11



**BENGT GUSTAFSSON**

Player	GP	G	A	PTS	PIM	+/-	PPG	SH	GW
Mike Gartner	77	36	32	68	66	16	4	0	3
Ryan Walter	80	24	42	66	106	-2	12	1	1
*Bengt Gustafsson	80	22	38	60	17	-15	6	1	3
Robert Picard	78	11	43	54	122	-18	5	0	1
Rolf Edberg	63	23	23	46	12	-3	4	1	7
Alan Hangle	74	13	22	35	114	11	2	0	2
Washington	37	10	7	17	45	2	2	0	1
Paul Mulvey	77	15	19	34	240	-7	2	0	3
Mark Lofthouse	68	15	18	33	20	-3	1	0	1
Bob Sirois	49	15	17	32	18	-7	4	1	2
Guy Charron	33	11	20	31	6	-3	5	0	1
Dennis Maruk	27	10	17	27	8	E	1	1	0
Tom Rowe	61	16	21	37	106	-14	5	0	3
Washington	37	10	7	17	45	2	2	0	1
Wes Jarvis	63	11	15	26	8	-2	0	0	0
Rick Green	71	4	20	24	52	-10	0	0	1
*Antero Lehtonen	65	9	12	21	14	-3	2	0	1
Mike Kaszycki	28	7	10	17	10	-5	1	0	0
Leif Svensson	47	4	11	15	21	-11	0	0	0
Pierre Bouchard	54	5	9	14	16	-9	0	0	0
*Paul MacKinnon	63	1	11	12	22	-1	0	0	0
Pat Ribble	55	2	9	11	52	-15	0	0	0
Washington	19	1	5	6	30	2	0	0	0
*Errol Rausse	24	6	2	8	0	4	0	0	0
Peter Scamurra	23	3	5	8	6	E	1	0	0
Greg Polis	28	1	5	6	19	-6	0	0	0
Yvon Labre	18	0	5	5	38	3	0	0	0
*Tim Coulis	19	1	2	3	27	-6	0	0	0
*Glen Currie	32	2	0	2	2	-2	0	0	0
Dennis Hextall	15	1	1	2	49	-5	0	0	0
Wayne Stephenson	56	0	2	2	20	E	0	0	0
Tony Cassolato	9	0	2	2	0	2	0	0	0
*Brent Tremblay	9	1	0	1	6	1	0	0	0
Gary Rissling	11	0	1	1	49	-6	0	0	0
*Rollie Boutin	18	0	1	1	6	E	0	0	0
*Greg Theberge	12	0	1	1	0	-3	0	0	0
Gary Inness	14	0	0	0	2	E	0	0	0
*Harvie Pocza	1	0	0	0	0	E	0	0	0
Goaltender	GP	MIN	GA	SO	SV%	GAA	W-L-OT		
Wayne Stephenson	56	3,146	187	0	5	3.57	18-24-10		
*Rollie Boutin	18	927	54	0	0	3.50	7-7-1		
Gary Inness	14	727	44	0	3	3.63	2-9-2		

\* Indicates rookie

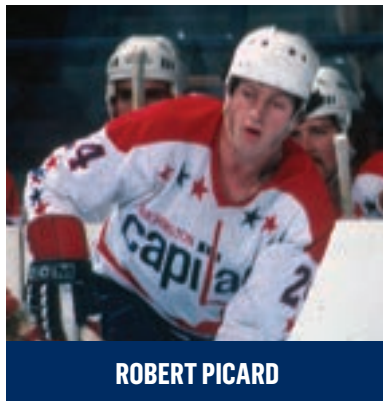
## 27-40-13, 67 points

Date	Opponent	Result	Record	Pts
10/11	@ Buffalo	L 3-6	0-1-0	0
10/13	Boston	L 2-5	0-2-0	0
10/14	@ NY Rangers	W 5-3	1-2-0	2
10/16	Los Angeles	W 8-6	2-2-0	4
10/19	Toronto	L 3-5	2-3-0	4
10/20	@ Pittsburgh	L 1-5	2-4-0	4
10/24	@ Los Angeles	L 3-5	2-5-0	4
10/27	@ Vancouver	L 3-5	2-6-0	4
10/28	@ Edmonton	W 6-4	3-6-0	6
10/30	Montreal	T 2-2	3-6-1	7
11/2	@ Winnipeg	T 1-1	3-6-2	8
11/3	@ Minnesota	L 1-7	3-7-2	8
11/5	@ Montreal	L 0-2	3-8-2	8
11/7	Winnipeg	W 6-3	4-8-2	10
11/10	Buffalo	L 3-5	4-9-2	10
11/13	Edmonton	L 3-5	4-10-2	10
11/15	@ Boston	L 2-3	4-11-2	10
11/16	Detroit	L 2-4	4-12-2	10
11/18	Atlanta	L 2-4	4-13-2	10
11/20	@ Colorado	T 3-3	4-13-3	11
11/21	@ Chicago	L 0-4	4-14-3	11
11/24	Buffalo	L 1-6	4-15-3	11
11/25	@ Quebec	T 2-2	4-15-4	12
11/28	Toronto	L 2-4	4-16-4	12
12/1	Quebec	W 7-2	5-16-4	14
12/2	@ Buffalo	L 0-2	5-17-4	14
12/4	Hartford	T 3-3	5-17-5	15
12/7	Pittsburgh	L 3-5	5-18-5	15
12/8	@ St. Louis	L 1-5	5-19-5	15
12/12	Minnesota	L 4-5	5-20-5	15
12/15	NY Rangers	W 5-4	6-20-5	17
12/19	@ Hartford	L 4-5	6-21-5	17
12/21	Vancouver	W 2-1	7-21-5	19
12/22	@ NY Islanders	L 1-2	7-22-5	19
12/26	@ Toronto	W 8-2	8-22-5	21
12/28	Chicago	W 6-2	9-22-5	23
12/30	@ NY Rangers	L 2-5	9-23-5	23
1/4	@ Hartford	W 6-3	10-23-5	25
1/5	@ Minnesota	T 2-2	10-23-6	26
1/11	Vancouver	W 7-4	11-23-6	28
1/12	@ NY Islanders	L 2-5	11-24-6	28
1/15	@ Philadelphia	L 4-7	11-25-6	28
1/16	Edmonton	L 2-5	11-26-6	28
1/19	Philadelphia	T 4-4	11-26-7	29
1/20	@ Quebec	L 2-3	11-27-7	29
1/22	Winnipeg	W 5-4	12-27-7	31
1/26	Quebec	T 1-1	12-27-8	32
1/27	NY Islanders	W 7-1	13-27-8	34
1/30	@ Chicago	L 2-5	13-28-8	34
2/1	@ Atlanta	L 2-4	13-29-8	34
2/2	NY Rangers	L 3-6	13-30-8	34
2/6	@ Detroit	T 2-2	13-30-9	35
2/8	@ Winnipeg	W 6-3	14-30-9	37
2/12	@ Los Angeles	W 5-2	15-30-9	39
2/15	@ Edmonton	L 2-8	15-31-9	39
2/16	@ Vancouver	W 5-3	16-31-9	41
2/19	Montreal	W 3-1	17-31-9	43
2/21	@ Atlanta	L 0-3	17-32-9	43
2/23	Chicago	W 6-2	18-32-9	45
2/24	@ Colorado	T 1-1	18-32-10	46
2/26	Los Angeles	W 5-3	19-32-10	48
2/28	@ Detroit	L 1-4	19-33-10	48
3/1	@ Montreal	L 3-6	19-34-10	48
3/2	Colorado	L 1-3	19-35-10	48
3/5	St. Louis	W 7-5	20-35-10	50
3/8	Hartford	W 9-5	21-35-10	52
3/9	NY Islanders	W 3-1	22-35-10	54
3/12	Boston	W 6-4	23-35-10	56
3/15	Detroit	W 5-2	24-35-10	58
3/16	@ Boston	T 3-3	24-35-11	59
3/18	Colorado	W 4-1	25-35-11	61
3/21	Minnesota	L 3-4	25-36-11	61
3/22	@ St. Louis	L 2-6	25-37-11	61
3/24	@ Toronto	L 1-6	25-38-11	61
3/26	St. Louis	W 4-2	26-38-11	63
3/29	Philadelphia	T 3-3	26-38-12	64
3/30	@ Pittsburgh	L 0-4	26-39-12	64
4/1	Pittsburgh	W 6-2	27-39-12	66
4/3	@ Philadelphia	L 2-4	27-40-12	66
4/5	Atlanta	T 4-4	27-40-13	67

## 1978-79

	W	L	T	PTS
Home	15	19	6	36
Away	9	22	9	27
1st Half	10	23	7	27
2nd Half	14	18	8	36
October	1	5	2	4
November	4	9	2	10
December	3	8	3	9
January	9	5	1	19
February	1	7	2	4
March	3	6	5	11
April	3	1	0	6

Head Coach: Dan Belisle



ROBERT PICARD

Player	GP	G	A	PTS	PIM	+/-	PPG	SH	GW
Dennis Maruk	78	31	59	90	71	-15	6	2	3
Washington	76	31	59	90	71	-14	6	2	3
Guy Charron	80	28	42	70	24	-14	9	0	4
Robert Picard	77	21	44	65	85	3	8	0	2
Tom Rowe	69	31	30	61	137	-6	4	0	4
*Ryan Walter	69	28	28	56	70	E	6	0	1
Bob Sirois	73	29	25	54	6	-4	9	0	3
*Rolf Edberg	76	14	27	41	6	12	1	0	2
Rick Green	71	8	33	41	62	-45	2	1	0
*Leif Svensson	74	2	29	31	28	-1	0	0	0
Bob Girard	79	9	15	24	36	-17	0	0	0
Mark Lofthouse	52	13	10	23	10	-12	1	0	0
Dennis Hextall	46	6	17	23	76	9	2	0	0
Washington	26	2	9	11	43	-14	0	0	0
Greg Polis	25	13	7	20	14	4	6	0	1
Washington	19	12	6	18	6	3	6	0	1
Blair Stewart	45	7	12	19	48	1	0	0	0
Gord Lane	64	3	15	18	147	-16	0	0	0
Yvon Labre	51	1	13	14	80	7	0	0	0
Michel Bergeron	30	7	6	13	7	-18	1	0	1
*Paul Mulvey	55	7	4	11	81	-18	1	0	1
Greg Carroll	24	5	6	11	12	-2	0	0	0
Peter Scamurra	30	3	5	8	12	-13	0	1	0
Jack Lynch	30	2	6	8	14	1	1	0	0
*Gary Rissling	26	3	3	6	127	-5	1	0	1
Gerry Meehan	18	2	4	6	0	-3	1	0	1
Bill Riley	24	2	2	4	64	-6	0	0	0
Ron Lalonde	18	1	3	4	4	-1	0	1	0
Eddy Godin	9	0	3	3	6	-2	0	0	0
Gary Inness	37	0	2	2	6	E	0	0	0
Chuck Arnason	13	0	2	2	4	-1	0	0	0
Craig Patrick	3	1	1	2	0	-1	0	0	0
Doug Patey	6	1	0	1	2	-2	0	0	0
Dave Forbes	2	0	1	1	2	E	0	0	0
Gord Smith	39	0	1	1	22	-7	0	0	0
Bryan Watson	20	0	1	1	36	-7	0	0	0
Jim Bedard	30	0	0	0	6	E	0	0	0
Bernie Wolfe	18	0	0	0	15	E	0	0	0
*Nelson Burton	3	0	0	0	13	-2	0	0	0
Mike Marson	4	0	0	0	0	-3	0	0	0
*Rollie Boutin	2	0	0	0	0	E	0	0	0
Rick Bragnalo	2	0	0	0	0	-1	0	0	0
*Brent Tremblay	1	0	0	0	0	E	0	0	0
Pierre Bouchard	1	0	0	0	0	1	0	0	0
Goaltender	GP	MIN	GA	SO	SV%	GAA	W-L-OT		
Gary Inness	37	2,107	130	0	2	3.70	14-14-8		
Jim Bedard	30	1,740	126	0	1	4.35	6-17-6		
Bernie Wolfe	17	863	68	0	0	4.73	4-9-1		
*Rollie Boutin	2	90	10	0	1	6.67	0-1-0		

\* Indicates rookie

## 24-41-15, 63 points

Date	Opponent	Result	Record	Pts
10/11	@ Los Angeles	W 4-2	1-0-0	2
10/13	@ Atlanta	T 3-3	1-0-1	3
10/14	Atlanta	L 3-6	1-1-1	3
10/18	Chicago	L 2-4	1-2-1	3
10/20	Los Angeles	L 4-6	1-3-1	3
10/21	@ Pittsburgh	L 1-5	1-4-1	3
10/25	@ Chicago	T 2-2	1-4-2	4
10/28	@ Los Angeles	L 1-5	1-5-2	4
11/1	Pittsburgh	W 6-4	2-5-2	6
11/2	@ Montreal	L 2-4	2-6-2	6
11/4	@ NY Islanders	L 1-4	2-7-2	6
11/5	Detroit	T 3-3	2-7-3	7
11/8	Montreal	L 0-6	2-8-3	7
11/9	@ Boston	L 2-6	2-9-3	7
11/11	Buffalo	L 0-2	2-10-3	7
11/14	Atlanta	W 8-7	3-10-3	9
11/15	@ Minnesota	W 3-2	4-10-3	11
11/17	NY Islanders	L 2-4	4-11-3	11
11/21	@ St. Louis	W 4-3	5-11-3	13
11/22	St. Louis	L 1-3	5-12-3	13
11/25	Boston	T 5-5	5-12-4	14
11/26	@ NY Rangers	L 4-9	5-13-4	14
11/29	@ Pittsburgh	L 3-5	5-14-4	14
12/1	Pittsburgh	L 4-7	5-15-4	14
12/2	@ St. Louis	L 2-5	5-16-4	14
12/4	@ Los Angeles	L 2-10	5-17-4	14
12/5	@ Colorado	W 4-1	6-17-4	16
12/9	@ Vancouver	W 7-5	7-17-4	18
12/12	Colorado	L 3-4	7-18-4	18
12/14	@ Boston	L 2-5	7-19-4	18
12/15	Minnesota	L 1-6	7-20-4	18
12/17	Toronto	W 7-6	8-20-4	20
12/19	Philadelphia	T 4-4	8-20-5	21
12/21	@ Philadelphia	L 2-5	8-21-5	21
12/23	@ Detroit	T 2-2	8-21-6	22
12/27	@ Minnesota	L 1-6	8-22-6	22
12/30	@ Toronto	T 5-5	8-22-7	23
1/3	Los Angeles	W 8-3	9-22-7	25
1/6	@ Detroit	W 4-1	10-22-7	27
1/7	@ Chicago	L 3-5	10-23-7	27
1/9	Philadelphia	L 2-5	10-24-7	27
1/11	@ Buffalo	L 2-6	10-25-7	27
1/12	Colorado	W 8-1	11-25-7	29
1/14	Vancouver	W 5-3	12-25-7	31
1/16	@ NY Islanders	L 2-6	12-26-7	31
1/19	Detroit	W 5-1	13-26-7	33
1/20	@ Pittsburgh	W 5-2	14-26-7	35
1/24	NY Rangers	W 5-1	15-26-7	37
1/27	Chicago	W 4-1	16-26-7	39
1/28	Toronto	T 2-2	16-26-8	40
1/30	@ Detroit	L 4-7	16-27-8	40
1/31	Los Angeles	W 5-3	17-27-8	42
2/3	Vancouver	L 1-5	17-28-8	42
2/4	Montreal	L 4-8	17-29-8	42
2/15	@ Colorado	W 9-3	18-29-8	44
2/17	@ Montreal	L 0-2	18-30-8	44
2/18	@ NY Rangers	T 6-6	18-30-9	45
2/20	@ Atlanta	L 3-5	18-31-9	45
2/21	Detroit	L 3-4	18-32-9	45
2/24	Buffalo	L 4-6	18-33-9	45
2/25	Montreal	L 5-8	18-34-9	45
2/28	@ Los Angeles	T 3-3	18-34-10	46
3/2	@ Vancouver	W 6-2	19-34-10	48
3/4	Minnesota	W 5-4	20-34-10	50
3/5	Montreal	T 2-2	20-34-11	51
3/10	St. Louis	W 7-5	21-34-11	53
3/11	@ Detroit	T 3-3	21-34-12	54
3/14	Detroit	L 1-4	21-35-12	54
3/17	Pittsburgh	L 2-5	21-36-12	54
3/18	@ Buffalo	T 3-3	21-36-13	55
3/20	NY Rangers	T 2-2	21-36-14	56
3/21	@ Pittsburgh	T 2-2	21-36-15	57
3/24	@ Montreal	L 1-3	21-37-15	57
3/25	@ Philadelphia	L 4-7	21-38-15	57
3/28	@ Toronto	L 2-6	21-39-15	57
3/31	Boston	L 1-4	21-40-15	57
4/1	NY Islanders	W 6-4	22-40-15	59
4/3	Los Angeles	W 6-2	23-40-15	61
4/7	@ Montreal	L 3-10	23-41-15	61
4/8	Pittsburgh	W 5-2	24-41-15	63

\* Denotes overtime game

\*\* Denotes shootout

## 1977-78

	W	L	T	PTS
Home	10	23	7	27
Away	7	26	7	21
1st Half	8	23	9	25
2nd Half	9	26	5	23
October	2	5	0	4
November	0	10	5	5
December	4	6	3	11
January	3	9	3	9
February	3	10	0	6
March	2	8	2	6
April	3	1	1	7

Head Coach: Tom McVie



**GERRY MEEHAN**

Player	GP	G	A	PTS	PIM	+/-	PPG	SH	GW
Guy Charron	80	38	35	73	12	-25	4	0	3
Bob Sirois	72	24	37	61	6	-11	5	0	1
Gerry Meehan	78	19	24	43	10	-41	7	0	2
*Robert Picard	75	10	27	37	101	-26	2	0	4
Bill Riley	57	13	12	25	125	-15	5	0	0
Bob Girard	52	9	14	23	6	-3	1	0	2
Dave Forbes	77	11	11	22	119	-34	0	0	0
*Tom Rowe	63	13	8	21	82	-18	1	0	0
Bill Collins	74	10	9	19	18	-32	0	1	1
Ace Bailey	40	7	12	19	28	-12	0	0	2
Rick Green	60	5	14	19	67	-35	4	0	1
Rick Bragnalo	44	2	13	15	22	-6	0	0	0
Bryan Watson	79	3	11	14	167	-12	0	1	0
Gord Smith	80	4	7	11	78	-20	0	0	1
Larry Bolonchuk	49	3	8	11	79	-19	0	0	0
Gord Lane	69	2	9	11	195	-19	0	0	0
Jean Lemieux	16	3	7	10	0	-12	3	0	0
Jack Lynch	29	1	8	9	4	-13	0	0	0
Mike Marson	46	4	4	8	101	1	0	0	0
Craig Patrick	44	1	7	8	4	-8	1	0	0
Yvon Labre	22	0	8	8	41	E	0	0	0
*Eddy Godin	18	3	3	6	6	-14	0	0	0
Ron Lalonde	67	1	5	6	16	-19	0	0	0
Walt McKechnie	16	4	1	5	0	-14	1	0	0
Doug Gibson	11	2	1	3	0	-3	0	0	0
*Mark Lofthouse	18	2	1	3	8	-5	0	0	0
*Jim Bedard	43	0	2	2	4	E	0	0	0
*Nelson Burton	5	1	0	1	8	-3	0	0	0
Doug Patey	2	0	1	1	0	1	0	0	0
Blair Stewart	8	0	1	1	9	-3	0	0	0
Tony White	1	0	0	0	0	-4	0	0	0
Gary Smith	17	0	0	0	6	E	0	0	0
Bernie Wolfe	25	0	0	0	0	E	0	0	0
Goaltender	GP	MIN	GA	SO	SV%	GAA	W-L-OT		
*Jim Bedard	43	2,492	152	1	4	3.66	11-23-7		
Bernie Wolfe	25	1,328	94	0	1	4.25	4-14-4		
Gary Smith	17	980	68	0	2	4.16	2-12-3		

\* Indicates rookie

## 17-49-14, 48 points

Date	Opponent	Result	Record	Pts
10/14	Pittsburgh	W 2-1	1-0-0	2
10/15	@ Cleveland	L 2-4	1-1-0	2
10/19	Montreal	L 3-5	1-2-0	2
10/24	@ Montreal	L 1-5	1-3-0	2
10/26	@ Atlanta	W 6-2	2-3-0	4
10/28	@ Colorado	L 1-8	2-4-0	4
10/29	@ Minnesota	L 4-7	2-5-0	4
11/2	Chicago	T 2-2	2-5-1	5
11/3	@ Philadelphia	L 1-4	2-6-1	5
11/5	Philadelphia	L 1-3	2-7-1	5
11/8	Los Angeles	L 1-5	2-8-1	5
11/9	@ Detroit	T 1-1	2-8-2	6
11/11	Toronto	L 1-3	2-9-2	6
11/13	NY Islanders	L 0-6	2-10-2	6
11/15	@ St. Louis	T 2-2	2-10-3	7
11/16	@ Toronto	L 2-5	2-11-3	7
11/19	Buffalo	L 6-7	2-12-3	7
11/20	@ Buffalo	L 2-5	2-13-3	7
11/23	Atlanta	T 2-2	2-13-4	8
11/24	@ Boston	L 0-6	2-14-4	8
11/26	@ Toronto	T 4-4	2-14-5	9
11/29	@ Los Angeles	L 2-4	2-15-5	9
12/2	Cleveland	L 2-3	2-16-5	9
12/4	Pittsburgh	L 2-4	2-17-5	9
12/6	Vancouver	L 2-5	2-18-5	9
12/7	@ Cleveland	W 5-3	3-18-5	11
12/10	@ Atlanta	L 1-5	3-19-5	11
12/11	St. Louis	W 2-1	4-19-5	13
12/13	@ Vancouver	L 1-3	4-20-5	13
12/17	@ Los Angeles	W 2-1	5-20-5	15
12/21	@ NY Rangers	T 5-5	5-20-6	16
12/23	Detroit	W 3-2	6-20-6	18
12/27	Boston	L 3-6	6-21-6	18
12/28	@ Pittsburgh	T 2-2	6-21-7	19
12/30	NY Rangers	T 3-3	6-21-8	20
1/2	Pittsburgh	W 3-2	7-21-8	22
1/4	Los Angeles	W 4-0	8-21-8	24
1/7	Buffalo	T 4-4	8-21-9	25
1/8	@ Chicago	L 1-3	8-22-9	25
1/11	Detroit	L 3-6	8-23-9	25
1/13	@ Minnesota	T 2-2	8-23-10	26
1/14	NY Islanders	L 0-4	8-24-10	26
1/18	@ Chicago	L 2-5	8-25-10	26
1/19	@ Boston	L 1-4	8-26-10	26
1/21	@ Pittsburgh	W 5-2	9-26-10	28
1/22	@ Detroit	L 3-6	9-27-10	28
1/25	Colorado	T 3-3	9-27-11	29
1/27	Boston	L 2-5	9-28-11	29
1/29	Minnesota	L 0-4	9-29-11	29
1/31	@ Vancouver	L 2-4	9-30-11	29
2/1	@ Los Angeles	L 3-8	9-31-11	29
2/4	@ NY Islanders	L 1-6	9-32-11	29
2/5	@ Buffalo	L 1-4	9-33-11	29
2/10	@ Cleveland	W 4-1	10-33-11	31
2/12	@ Philadelphia	L 1-4	10-34-11	31
2/14	Vancouver	L 2-4	10-35-11	31
2/17	Montreal	L 2-8	10-36-11	31
2/19	Minnesota	W 2-1	11-36-11	33
2/21	Los Angeles	L 1-4	11-37-11	33
2/23	@ Detroit	L 1-4	11-38-11	33
2/25	@ Toronto	L 0-4	11-39-11	33
2/26	Philadelphia	L 1-6	11-40-11	33
2/28	Colorado	W 7-4	12-40-11	35
3/4	@ St. Louis	T 3-3	12-40-12	36
3/8	@ Montreal	L 3-4	12-41-12	36
3/12	@ NY Rangers	L 2-8	12-42-12	36
3/15	Toronto	L 2-5	12-43-12	36
3/18	Cleveland	W 8-3	13-43-12	38
3/19	St. Louis	L 2-3	13-44-12	38
3/22	Chicago	L 2-6	13-45-12	38
3/24	NY Rangers	L 4-11	13-46-12	38
3/25	@ Montreal	L 0-5	13-47-12	38
3/26	Detroit	L 1-4	13-48-12	38
3/28	Boston	T 4-4	13-48-13	39
3/30	@ Colorado	W 4-3	14-48-13	41
4/1	@ NY Islanders	L 2-3	14-49-13	41
4/2	Montreal	T 4-4	14-49-14	42
4/4	Buffalo	W 4-3	15-49-14	44
4/8	@ Pittsburgh	W 6-4	16-49-14	46
4/9	Atlanta	W 4-2	17-49-14	48

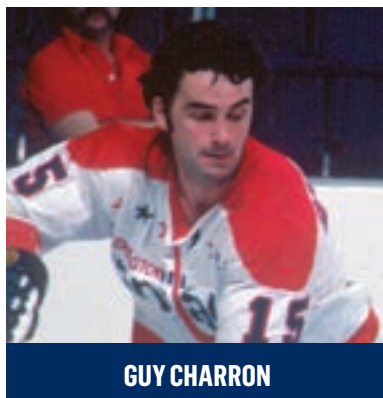
• Postponed from March 3 due to snow

•• Postponed from March 24 due to schedule conflict

## 1976-77

	W	L	T	PTS
Home	17	15	8	42
Away	7	27	6	20
1st Half	11	23	6	28
2nd Half	13	19	8	34
October	2	6	2	6
November	5	8	0	10
December	3	8	2	8
January	6	6	4	16
February	2	6	5	9
March	6	6	1	13
April	0	2	0	0

Head Coach: Tom McVie



GUY CHARRON

## 24-42-14, 62 points

Date	Opponent	Result	Record	Pts
10/5	Atlanta	W 6-5	1-0-0	2
10/7	@ Detroit	T 3-3	1-0-1	3
10/9	@ Cleveland	L 3-6	1-1-1	3
10/13	@ Vancouver	L 1-4	1-2-1	3
10/16	@ Los Angeles	L 1-7	1-3-1	3
10/19	Montreal	L 0-6	1-4-1	3
10/21	Los Angeles	T 5-5	1-4-2	4
10/24	@ Buffalo	L 1-2	1-5-2	4
10/29	@ Colorado	W 2-1	2-5-2	6
10/31	@ Chicago	L 4-5	2-6-2	6
11/3	@ Atlanta	L 0-7	2-7-2	6
11/5	Buffalo	L 2-3	2-8-2	6
11/7	Minnesota	W 4-1	3-8-2	8
11/9	Vancouver	W 4-2	4-8-2	10
11/10	@ NY Rangers	W 7-5	5-8-2	12
11/12	Chicago	L 4-5	5-9-2	12
11/14	Cleveland	L 2-3	5-10-2	12
11/18	@ Boston	L 2-3	5-11-2	12
11/19	Boston	L 1-4	5-12-2	12
11/21	Colorado	W 3-1	6-12-2	14
11/24	@ Atlanta	L 2-6	6-13-2	14
11/27	@ Minnesota	L 1-6	6-14-2	14
11/30	Pittsburgh	W 6-4	7-14-2	16
12/1	@ NY Rangers	L 1-4	7-15-2	16
12/3	Philadelphia	T 4-4	7-15-3	17
12/5	@ Boston	T 5-5	7-15-4	18
12/7	Vancouver	W 4-3	8-15-4	20
12/10	@ Cleveland	L 1-7	8-16-4	20
12/11	Cleveland	L 2-4	8-17-4	20
12/14	Los Angeles	L 2-4	8-18-4	20
12/17	Toronto	W 3-2	9-18-4	22
12/18	@ Pittsburgh	W 5-3	10-18-4	24
12/23	@ Philadelphia	L 2-5	10-19-4	24
12/26	@ Buffalo	L 2-5	10-20-4	24
12/28	NY Rangers	L 2-5	10-21-4	24
12/29	@ Colorado	L 1-3	10-22-4	24
1/1	@ Toronto	L 1-3	10-23-4	24
1/2	St. Louis	W 2-1	11-23-4	26
1/4	Detroit	T 2-2	11-23-5	27
1/6	Pittsburgh	T 3-3	11-23-6	28
1/8	@ Montreal	L 2-7	11-24-6	28
1/10	@ Detroit	W 2-0	12-24-6	30
1/11	Boston	L 2-3	12-25-6	30
1/15	@ NY Islanders	L 1-2	12-26-6	30
1/16	NY Islanders	T 2-2	12-26-7	31
1/18	Montreal	L 0-3	12-27-7	31
1/19	@ Buffalo	W 4-2	13-27-7	33
1/22	@ Montreal	L 2-5	13-28-7	33
1/23	St. Louis	W 6-3	14-28-7	35
1/27	Detroit	W 4-1	15-28-7	37
1/29	@ St. Louis	W 5-2	16-28-7	39
1/30	Philadelphia	T 5-5	16-28-8	40
2/2	@ Los Angeles	L 2-7	16-29-8	40
2/5	@ NY Islanders	T 3-3	16-29-9	41
2/6	@ Boston	L 2-5	16-30-9	41
2/9	@ Chicago	T 4-4	16-30-10	42
2/10	@ Philadelphia	L 2-9	16-31-10	42
2/12	@ Toronto	L 0-10	16-32-10	42
2/15	Minnesota	T 3-3	16-32-11	43
2/17	@ Minnesota	T 4-4	16-32-12	44
2/19	@ St. Louis	L 1-4	16-33-12	44
2/20	NY Islanders	T 2-2	16-33-13	45
2/22	Pittsburgh	W 3-1	17-33-13	47
2/25	Toronto	W 4-2	18-33-13	49
2/26	@ Pittsburgh	L 1-2	18-34-13	49
3/1	Los Angeles	L 2-3	18-35-13	49
3/3	Chicago	W 7-4	19-35-13	51
3/6	Atlanta	L 2-4	19-36-13	51
3/9	@ Vancouver	L 2-5	19-37-13	51
3/10	@ Los Angeles	L 0-6	19-38-13	51
3/13	@ Detroit	T 3-3	19-38-14	52
3/15	Cleveland	L 1-5	19-39-14	52
3/18	Colorado	W 5-0	20-39-14	54
3/20	Buffalo	L 2-6	20-40-14	54
3/25	NY Rangers	W 7-2	21-40-14	56
3/27	Toronto	W 7-4	22-40-14	58
3/29	Detroit	W 6-1	23-40-14	60
3/30	@ Pittsburgh	W 4-3	24-40-14	62
4/2	@ Montreal	L 0-11	24-41-14	62
4/3	Montreal	L 1-2	24-42-14	62

Player	GP	G	A	PTS	PIM	+/-	PPG	SH	GW
Guy Charron	80	36	46	82	10	-28	6	1	4
Gerry Meehan	80	28	36	64	13	-11	9	1	6
Hartland Monahan	79	23	27	50	37	-28	7	1	4
Ace Bailey	78	19	27	46	51	-21	2	0	2
Bob Sirois	45	13	22	35	2	1	1	0	1
Jack Lynch	75	5	25	30	90	-15	0	0	0
Ron Lalonde	76	12	17	29	24	-20	0	0	0
*Bill Riley	43	13	14	27	124	4	5	0	2
Bill Collins	63	12	15	27	30	-8	0	2	2
Washington	54	11	14	25	26	-7	0	2	1
Rick Bragnalo	80	11	12	23	16	-15	1	2	1
Tony White	72	12	9	21	44	-15	2	1	3
Craig Patrick	28	7	10	17	2	-10	1	0	0
*Gord Lane	80	2	15	17	207	-25	0	0	0
Bryan Watson	70	1	15	16	130	-4	0	0	0
Washington	56	1	14	15	91	-6	0	0	0
*Rick Green	45	3	12	15	16	-20	1	0	0
Yvon Labre	62	3	11	14	169	-5	0	2	0
Gord Smith	79	1	12	13	92	-27	1	0	0
Mike Lampman	22	6	5	11	4	-4	1	0	0
Jean Lemieux	15	4	4	8	2	-9	2	0	0
Harvey Bennett	18	2	6	8	34	-9	0	0	0
Blair Stewart	34	5	2	7	85	-6	0	0	0
Bob Paradise	22	0	5	5	20	-3	0	0	0
*Doug Patey	37	3	1	4	6	-15	0	0	0
*Tom Rowe	12	1	2	3	2	-6	0	0	0
Peter Scamurra	21	0	2	2	8	-6	0	0	0
Mike Marson	10	0	1	1	18	-1	0	0	0
Paul Nicholson	9	0	1	1	2	-6	0	0	0
Bernie Wolfe	37	0	1	1	2	E	0	0	0
*Alex Forsyth	1	0	0	0	0	E	0	0	0
Bill Mikkelsen	1	0	0	0	2	E	0	0	0
Roger Crozier	3	0	0	0	0	E	0	0	0
*Steve Self	3	0	0	0	0	-3	0	0	0
*Brian Kinsella	6	0	0	0	0	-2	0	0	0
Larry Bolonchuk	9	0	0	0	12	-12	0	0	0
Ron Low	54	0	0	0	4	E	0	0	0
Goaltender	GP	MIN	GA	SO	SV%	GAA	W-L-OT		
Ron Low	54	2,918	188	0#	1	3.87	16-27-5		
Bernie Wolfe	37	1,779	114	1	2	3.84	7-15-9		
Roger Crozier	3	103	2	0#	0	1.17	1-0-0		

# Shared team shutout on 3/18

\* Indicates rookie

## 1975-76

	W	L	T	PTS
Home	6	26	8	20
Away	5	33	2	12
1st Half	3	32	5	11
2nd Half	8	27	5	21
October	2	9	1	5
November	1	9	1	3
December	0	11	3	3
January	2	13	0	4
February	3	6	4	10
March	2	9	1	5
April	1	2	0	2

Head Coach: Milt Schmidt: 3-28-5  
Tom McVie (Dec. 31): 8-31-5



**BERNIE WOLFE**

## 11-59-10, 32 points

Date	Opponent	Result	Record	Pt
10/7	Pittsburgh	L 2-4	0-1-0	0
10/9	@ Philadelphia	L 4-5	0-2-0	0
10/11	@ Pittsburgh	L 5-7	0-3-0	0
10/14	@ Vancouver	L 2-7	0-4-0	0
10/15	@ Los Angeles	L 3-4	0-5-0	0
10/17	@ California	T 3-3	0-5-1	1
10/19	@ Buffalo	L 4-5	0-6-1	1
10/22	Kansas City	L 2-4	0-7-1	1
10/24	Toronto	L 3-6	0-8-1	1
10/26	@ Chicago	W 7-5	1-8-1	3
10/28	@ Los Angeles	L 0-6	1-9-1	3
10/30	@ Kansas City	W 6-2	2-9-1	5
11/1	@ NY Islanders	L 3-7	2-10-1	5
11/5	Los Angeles	L 1-3	2-11-1	5
11/9	St. Louis	L 3-5	2-12-1	5
11/12	Pittsburgh	T 6-6	2-12-2	6
11/14	Atlanta	L 1-4	2-13-2	6
11/15	@ St. Louis	L 2-9	2-14-2	6
11/18	@ Toronto	L 2-4	2-15-2	6
11/19	Vancouver	L 2-5	2-16-2	6
11/21	California	L 0-2	2-17-2	6
11/26	Los Angeles	W 7-2	3-17-2	8
11/29	@ Minnesota	L 3-5	3-18-2	8
12/3	Buffalo	T 4-4	3-18-3	9
12/4	@ Boston	L 2-3	3-19-3	9
12/6	@ Montreal	L 3-9	3-20-3	9
12/7	@ NY Rangers	L 2-5	3-21-3	9
12/9	@ Atlanta	L 1-7	3-22-3	9
12/10	Chicago	L 2-7	3-23-3	9
12/12	Detroit	L 3-5	3-24-3	9
12/14	Minnesota	T 4-4	3-24-4	10
12/17	Boston	L 2-3	3-25-4	10
12/19	Philadelphia	L 5-7	3-26-4	10
12/21	@ Buffalo	L 2-14	3-27-4	10
12/26	Minnesota	T 1-1	3-27-5	11
12/29	Montreal	L 0-6	3-28-5	11
12/31	@ Detroit	L 0-4	3-29-5	11
1/2	California	L 5-8	3-30-5	11
1/3	@ Montreal	L 0-7	3-31-5	11
1/6	Vancouver	L 3-5	3-32-5	11
1/8	@ St. Louis	L 2-4	3-33-5	11
1/9	California	L 0-5	3-34-5	11
1/11	Boston	L 4-7	3-35-5	11
1/13	Montreal	L 2-3	3-36-5	11
1/15	@ Buffalo	L 3-5	3-37-5	11
1/17	@ Minnesota	L 3-7	3-38-5	11
1/21	NY Islanders	L 2-5	3-39-5	11
1/23	NY Rangers	W 7-5	4-39-5	13
1/24	@ Pittsburgh	L 2-8	4-40-5	13
1/27	@ Los Angeles	L 0-2	4-41-5	13
1/28	@ California	W 4-2	5-41-5	15
1/30	@ Vancouver	L 2-4	5-42-5	15
2/4	@ Toronto	T 4-4	5-42-6	16
2/7	@ Kansas City	L 1-5	5-43-6	16
2/8	@ Chicago	L 2-4	5-44-6	16
2/10	Los Angeles	T 2-2	5-44-7	17
2/13	St. Louis	L 0-2	5-45-7	17
2/15	Detroit	W 8-5	6-45-7	19
2/16	Toronto	L 1-5	6-46-7	19
2/18	@ NY Rangers	L 4-11	6-47-7	19
2/21	@ Detroit	W 5-1	7-47-7	21
2/22	NY Islanders	L 0-4	7-48-7	21
2/24	Philadelphia	T 5-5	7-48-8	22
2/27	Boston	T 3-3	7-48-9	23
2/29	Chicago	W 4-1	8-48-9	25
3/6	@ NY Islanders	L 3-6	8-49-9	25
3/7	@ Boston	L 3-4	8-50-9	25
3/12	@ Atlanta	L 1-4	8-51-9	25
3/14	@ Montreal	L 1-5	8-52-9	25
3/16	NY Rangers	W 5-2	9-52-9	27
3/19	Pittsburgh	L 3-7	9-53-9	27
3/20	@ Toronto	L 3-7	9-54-9	27
3/23	Kansas City	T 5-5	9-54-10	28
3/24	@ Detroit	L 3-7	9-55-10	28
3/26	Buffalo	L 1-4	9-56-10	28
3/28	Atlanta	L 1-3	9-57-10	28
3/30	Detroit	W 5-3	10-57-10	30
4/1	@ Philadelphia	L 2-11	10-58-10	30
4/3	@ Pittsburgh	W 5-4	11-58-10	32
4/4	Montreal	L 3-4	11-59-10	32

Player	GP	G	A	PTS	PIM	+/-	PPG	SH	GW
Nelson Pyatt	77	26	23	49	14	-57	5	0	0
*Hartland Monahan	80	17	29	46	35	-49	2	0	2
*Tony White	80	25	17	42	56	-41	7	0	2
Jean Lemieux	66	10	23	33	12	-18	6	0	1
Washington	33	6	14	20	2	-21	5	0	1
Ace Bailey	67	13	19	32	75	-42	2	0	2
Gerry Meehan	32	16	15	31	10	-7	3	0	0
*Bob Sirosis	44	10	19	29	6	-33	4	0	0
Washington	43	10	19	29	6	-33	4	0	0
*Harvey Bennett	84	15	13	28	92	-21	2	0	1
Washington	49	12	10	22	39	-25	1	0	1
Ron Lalonde	80	9	19	28	19	-27	2	1	0
Stan Gilbertson	31	13	14	27	6	-26	5	0	0
Blair Stewart	74	13	14	27	113	-52	0	0	0
Bill Clement	46	10	17	27	20	-30	2	0	0
Greg Joly	54	8	17	25	28	-47	3	1	1
Jack Lynch	79	9	13	22	78	-52	5	0	1
Yvon Labre	80	2	20	22	146	-38	0	0	0
Tommy Williams	34	8	13	21	6	-34	2	0	0
Mike Lampman	27	7	12	19	28	-6	0	0	1
*Peter Scamurra	58	2	13	15	33	-38	1	0	0
*Rick Bragnalo	19	2	10	12	8	-4	0	0	0
Bob Gryp	46	6	5	11	12	-18	0	0	0
Mike Marson	57	4	7	11	50	-18	0	0	0
Bob Paradise	57	0	8	8	46	-48	0	0	0
Washington	48	0	8	8	42	-41	0	0	0
Willie Brossart	49	0	8	8	40	-49	0	0	0
Jack Eggers	12	3	3	6	8	-3	2	0	0
Gord Smith	25	1	2	3	28	-22	1	0	0
*John Paddock	8	1	1	2	12	-5	0	0	0
Paul Nicholson	14	0	2	2	9	-4	0	0	0
*Gord Lane	3	1	0	1	12	-5	1	0	0
Larry Bolonchuk	1	0	1	1	0	-1	0	0	0
*Brian Kinsella	4	0	1	1	0	-2	0	0	0
Michel Belhumeur	7	0	1	1	0	E	0	0	0
Ron Low	43	0	0	0	2	E	0	0	0
*Bernie Wolfe	40	0	0	0	0	E	0	0	0
*Don McLean	9	0	0	0	6	-3	0	0	0
Ron Jones	2	0	0	0	0	-1	0	0	0
*Brian Stapleton	1	0	0	0	0	-2	0	0	0
Goaltender	GP	MIN	GA	SO	SV%	GAA	W-L-OT		
Ron Low	43	2,289	208	0	3	5.45	6-31-2		
Bernie Wolfe	40	2,134	148	0	2	4.16	5-23-7		
Michel Belhumeur	7	377	32	0	1	5.09	0-5-1		

\* Indicates rookie



## 1974-75

	W	L	T	PTS
Home	7	28	5	19
Away	1	39	0	2
1st Half	3	33	4	10
2nd Half	5	34	1	11
October	1	8	1	3
November	1	10	2	4
December	1	12	1	3
January	1	11	1	3
February	2	12	0	4
March	1	12	0	2
April	1	2	0	2

**Head Coach: Jimmy Anderson: 4-45-5**  
**Red Sullivan (Feb. 11): 2-16-0**  
**Milt Schmidt (March 22): 2-6-0**



**YVON LABRE**

Player	GP	G	A	PTS	PIM	+/-	PPG	SH	GW
Tommy Williams	73	22	36	58	12	-80	7	2	1
Ace Bailey	71	19	39	58	121	-33	5	0	1
Washington	22	4	13	17	8	-29	1	0	0
Denis Dupere	53	20	15	35	8	-43	8	0	0
*Mike Marson	76	16	12	28	59	-65	5	0	2
Stan Gilbertson	62	13	15	28	18	-40	3	0	1
Washington	25	11	7	18	12	-37	2	0	1
Yvon Labre	76	4	23	27	182	-54	0	0	0
Ron Lalonde	74	12	17	29	27	-39	4	1	1
Washington	50	12	14	26	27	-39	4	1	1
*Mike Bloom	69	7	19	26	84	-54	0	0	0
Dave Kryskow	52	9	15	24	83	-29	1	1	0
Jack Lynch	70	3	20	23	62	-69	0	0	0
Washington	20	1	5	6	16	-54	0	0	0
Doug Mohns	75	2	19	21	54	-54	1	0	0
Bill Lesuk	79	8	11	19	77	-33	1	2	0
*Ron Anderson	28	9	7	16	8	-20	4	0	0
Steve Atkinson	46	11	4	15	8	-25	3	2	0
Pete Laframboise	45	5	10	15	22	-36	0	0	0
Bob Gryp	27	5	8	13	21	-24	0	0	0
*Bruce Cowick	65	5	6	11	41	-43	0	0	0
Gord Smith	63	3	8	11	56	-60	2	0	0
Gord Brooks	38	1	10	11	25	-19	1	0	0
*Nelson Pyatt	25	6	4	10	23	-15	0	0	1
Washington	16	6	4	10	21	-14	0	0	1
*Jim Hryciuk	21	5	5	10	12	-12	1	0	0
Bill Mikkelsen	59	3	7	10	52	-82	3	0	0
*Paul Nicholson	39	4	5	9	7	-29	0	0	1
*Greg Joly	44	1	7	8	44	-69	1	0	0
Blair Stewart	21	1	5	6	41	-7	0	0	0
Washington	2	1	0	1	2	-2	0	0	0
Jack Eggers	14	3	2	5	8	-14	1	0	1
Lew Morrison	18	0	4	4	6	-14	0	0	0
Ron Jones	19	1	1	2	16	-13	1	0	0
*Tony White	5	0	2	2	0	E	0	0	0
Michel Belhumeur	35	0	2	2	10	E	0	0	0
Willie Brossart	16	1	0	1	16	-11	0	0	0
Washington	12	1	0	1	14	-13	0	0	0
*Larry Fullan	4	1	0	1	0	-2	1	0	0
Rod Seiling	5	0	1	1	0	-4	0	0	0
Washington	1	0	0	0	0	E	0	0	0
*Murray Anderson	40	0	1	1	68	-20	0	0	0
Ron Low	48	0	0	0	4	E	0	0	0
*Andre Peloffy	9	0	0	0	0	-8	0	0	0
John Adams	8	0	0	0	2	E	0	0	0
Joe Lundrigan	3	0	0	0	2	-3	0	0	0
*Bill Riley	1	0	0	0	0	-1	0	0	0
Goaltender	GP	MIN	GA	SO	SV%	GAA	W-L-OT		
Ron Low	48	2,587	235	1	2	5.45	8-36-2		
Michel Belhumeur	35	1,813	162	0	1	5.36	0-24-3		
John Adams	8	400	46	0	0	6.90	0-7-0		

\* Indicates rookie

## 8-67-5, 21 points

Date	Opponent	Result	Record	Pts
10/9	@ NY Rangers	L 3-6	0-1-0	0
10/12	@ Minnesota	L 0-6	0-2-0	0
10/15	Los Angeles	T 1-1	0-2-1	1
10/17	Chicago	W 4-3	1-2-1	3
10/19	@ Detroit	L 4-6	1-3-1	3
10/20	NY Islanders	L 0-5	1-4-1	3
10/22	Detroit	L 0-3	1-5-1	3
10/23	@ Chicago	L 2-3	1-6-1	3
10/27	Toronto	L 3-4	1-7-1	3
10/31	Montreal	L 0-3	1-8-1	3
11/3	Kansas City	L 4-5	1-9-1	3
11/7	@ Boston	L 4-10	1-10-1	3
11/9	@ Philadelphia	L 2-6	1-11-1	3
11/10	Montreal	L 1-11	1-12-1	3
11/12	Atlanta	T 2-2	1-12-2	4
11/13	@ Atlanta	L 3-4	1-13-2	4
11/16	@ Pittsburgh	L 1-8	1-14-2	4
11/18	Pittsburgh	L 0-6	1-15-2	4
11/19	California	W 6-4	2-15-2	6
11/20	@ Buffalo	L 3-7	2-16-2	6
11/24	Minnesota	T 4-4	2-16-3	7
11/27	@ Minnesota	L 4-6	2-17-3	7
11/30	@ Toronto	L 1-7	2-18-3	7
12/1	California	L 2-5	2-19-3	7
12/3	Buffalo	L 3-5	2-20-3	7
12/5	@ Buffalo	L 2-9	2-21-3	7
12/7	@ St. Louis	L 2-8	2-22-3	7
12/8	St. Louis	L 1-3	2-23-3	7
12/12	NY Rangers	T 6-6	2-23-4	8
12/14	@ Boston	L 1-12	2-24-4	8
12/15	Toronto	W 3-1	3-24-4	10
12/17	@ Vancouver	L 2-4	3-25-4	10
12/19	@ Los Angeles	L 1-4	3-26-4	10
12/20	@ California	L 2-5	3-27-4	10
12/22	Buffalo	L 0-4	3-28-4	10
12/26	Philadelphia	L 1-4	3-29-4	10
12/29	NY Islanders	L 0-7	3-30-4	10
1/2	@ NY Islanders	L 2-5	3-31-4	10
1/4	@ Montreal	L 0-10	3-32-4	10
1/5	@ Atlanta	L 0-3	3-33-4	10
1/7	Boston	T 3-3	3-33-5	11
1/11	@ Kansas City	L 3-5	3-34-5	11
1/12	Montreal	L 2-7	3-35-5	11
1/14	Los Angeles	L 2-6	3-36-5	11
1/16	@ Philadelphia	L 0-4	3-37-5	11
1/19	Pittsburgh	L 2-3	3-38-5	11
1/23	Vancouver	L 2-3	3-39-5	11
1/25	@ Detroit	L 2-5	3-40-5	11
1/26	Detroit	W 6-3	4-40-5	13
1/30	@ Los Angeles	L 4-6	4-41-5	13
2/1	@ Vancouver	L 2-5	4-42-5	13
2/5	@ California	L 1-5	4-43-5	13
2/8	@ NY Islanders	L 1-5	4-44-5	13
2/9	@ NY Rangers	L 3-7	4-45-5	13
2/11	NY Rangers	W 7-4	5-45-5	15
2/13	@ Kansas City	L 1-5	5-46-5	15
2/15	@ St. Louis	L 1-7	5-47-5	15
2/16	Kansas City	W 3-0	6-47-5	17
2/18	Los Angeles	L 1-6	6-48-5	17
2/21	Buffalo	L 4-9	6-49-5	17
2/22	@ Chicago	L 3-10	6-50-5	17
2/23	St. Louis	L 2-7	6-51-5	17
2/25	Chicago	L 2-6	6-52-5	17
2/26	@ Pittsburgh	L 1-3	6-53-5	17
3/1	@ Toronto	L 4-5	6-54-5	17
3/2	Vancouver	L 3-7	6-55-5	17
3/4	Boston	L 0-8	6-56-5	17
3/7	@ Montreal	L 4-8	6-57-5	17
3/9	Toronto	L 2-4	6-58-5	17
3/15	@ Pittsburgh	L 1-12	6-59-5	17
3/18	Philadelphia	L 2-7	6-60-5	17
3/20	Minnesota	L 1-5	6-61-5	17
3/22	@ Boston	L 2-8	6-62-5	17
3/23	Atlanta	L 0-5	6-63-5	17
3/26	@ Los Angeles	L 1-5	6-64-5	17
3/28	@ California	W 5-3	7-64-5	19
3/30	Detroit	L 5-8	7-65-5	19
4/2	@ Detroit	L 3-8	7-66-5	19
4/5	@ Montreal	L 2-10	7-67-5	19
4/6	Pittsburgh	W 8-4	8-67-5	21

# General Managers, Head Coaches and Captains

## General Managers

- MILT SCHMIDT** — Named the Capitals' first general manager. Was replaced by Max McNab, Dec. 29, 1975.
- MAX McNAB** — Named general manager Dec. 31, 1975. Was replaced by Roger Crozier, Nov. 5, 1981.
- ROGER CROZIER** — Named interim general manager Nov. 5, 1981. Was replaced by David Poile, Aug. 30, 1982.
- DAVID POILE** — Named general manager Aug. 30, 1982. Was replaced by George McPhee, June 9, 1997.
- GEORGE MCPHEE** — Named general manager June 9, 1997. Was replaced by Brian MacLellan, May 26, 2014
- BRIAN MacLELLAN** — Named general manager May 26, 2014. Succeeded by Chris Patrick, July 8, 2024.
- CHRIS PATRICK** — Named general manager July 8, 2024.

## Captains

- DOUG MOHNS** — 1974-75
- BILL CLEMENT & YVON LABRE** — 1975-76
- YVON LABRE** — 1976-77 to 1977-78
- GUY CHARRON** — 1978-79
- RYAN WALTER** — 1979-80 to 1981-82
- ROD LANGWAY** — 1982-83 to 1991-92
- ROD LANGWAY & KEVIN HATCHER** — 1992-93
- KEVIN HATCHER** — 1993-94
- DALE HUNTER** — 1994-95 to 1998-99
- ADAM OATES** — 1999-00 to 2000-01
- STEVE KONOWALCHUK & BRENDAN WITT** — 2001-02
- STEVE KONOWALCHUK** — 2002-03 to 2003-04
- JEFF HALPERN** — 2005-06
- CHRIS CLARK** — 2006-07 to 2009-10
- ALEX OVECHKIN** — 2009-10 to present

## Head Coaches

### JIMMY ANDERSON

Named the Capitals' first head coach. Relieved of coaching duties Feb. 9, 1975.

YEAR	GM	W-L-T	PTS	PCT.
1974-75	54	4-45-5	13	.120

### RED SULLIVAN

Named head coach Feb. 11, 1975. Relieved of coaching duties March 22, 1975.

YEAR	GM	W-L-T	PTS	PCT.
1974-75	18	2-16-0	4	.111

### MILT SCHMIDT

Named head coach March 23, 1975. Relieved of coaching duties Dec. 29, 1975.

YEAR	GM	W-L-T	PTS	PCT.
1974-75	8	2-6-0	4	.250
1975-76	36	3-28-5	11	.153
TOTALS	44	5-34-5	15	.170

### TOM MCVIE

Named head coach Dec. 31, 1975. Relieved of coaching duties Oct. 9, 1978.

YEAR	GM	W-L-T	PTS	PCT.
1975-76	44	8-31-5	21	.239
1976-77	80	24-42-14	62	.388
1977-78	80	17-49-14	48	.300
TOTALS	204	49-122-33	131	.321

### DANNY BELISLE

Named head coach Oct. 9, 1978. Relieved of coaching duties Nov. 5, 1979.

YEAR	GM	W-L-T	PTS	PCT.
1978-79	80	24-41-15	63	.394
1979-80	16	4-10-2	10	.313
TOTALS	96	28-51-17	73	.380

### GARY GREEN

Named head coach Nov. 14, 1979. Relieved of coaching duties Nov. 5, 1981.

YEAR	GM	W-L-T	PTS	PCT.
1979-80	64	23-30-11	57	.445
1980-81	80	26-36-18	70	.438
1981-82	13	1-12-0	2	.077
TOTALS	157	50-78-29	129	.411

### ROGER CROZIER

Named interim head coach Nov. 5, 1981 and was 0-1-0. Left the bench when Bryan Murray was hired Nov. 11, 1981.

### BRYAN MURRAY

Named head coach Nov. 11, 1981. Relieved of coaching duties Jan. 15, 1990.

YEAR	GM	W-L-T	PTS	PCT.
1981-82	66	25-28-13	63	.477
1982-83	80	39-25-16	94	.588
1983-84	80	48-27-5	101	.631
1984-85	80	46-25-9	101	.631
1985-86	80	50-23-7	107	.669
1986-87	80	38-32-10	86	.538
1987-88	80	38-33-9	85	.531
1988-89	80	41-29-10	92	.575
1989-90	46	18-24-4	40	.435
TOTALS	672	343-246-83	769	.572

### TERRY MURRAY

Named head coach Jan. 15, 1990. Relieved of coaching duties Jan. 27, 1994.

YEAR	GM	W-L-T	PTS	PCT.
1989-90	34	18-14-2	38	.559
1990-91	80	37-36-7	81	.506
1991-92	80	45-27-8	98	.613
1992-93	84	43-34-7	93	.554
1993-94	47	20-23-4	44	.468
TOTALS	325	163-134-28	354	.545

### JIM SCHOENFELD

Named head coach Jan. 27, 1994. Relieved of coaching duties June 3, 1997.

YEAR	GM	W-L-T	PTS	PCT.
1993-94	37	19-12-6	44	.595
1994-95	48	22-18-8	52	.542
1995-96	82	39-32-11	89	.543
1996-97	82	33-40-9	75	.457
TOTALS	249	113-102-34	260	.522

### RON WILSON

Named head coach June 9, 1997. Relieved of coaching duties May 10, 2002.

YEAR	GM	W-L-T-OTL	PTS	PCT.
1997-98	82	40-30-12	92	.561
1998-99	82	31-45-6	68	.415
1999-00	82	44-24-12-2	102	.622
2000-01	82	41-27-10-4	96	.585
2001-02	82	36-33-11-2	85	.514
TOTALS	410	192-159-51-8	443	.540

# General Managers, Head Coaches and Captains

## BRUCE CASSIDY

Named head coach June 25, 2002. Relieved of coaching duties Dec. 10, 2003.

YEAR	GM	W-L-T-OTL	PTS	PCT.
2002-03	82	39-29-8-6	92	.561
2003-04	28	8-18-1-1	18	.321
<b>TOTALS</b>	<b>110</b>	<b>47-47-9-7</b>	<b>110</b>	<b>.500</b>

## GLEN HANLON

Named head coach Dec 10, 2003. Relieved of coaching duties Nov. 22, 2008.

YEAR	GM	W-L-T-OT	PTS	PCT.
2003-04	54	15-28-9-2	41	.380
2005-06	82	29-41-12	70	.427
2006-07	82	28-40-14	70	.427
2007-08	21	6-14-1	13	.310
<b>TOTALS</b>	<b>239</b>	<b>78-123-9-29</b>	<b>194</b>	<b>.406</b>

## BRUCE BOUDREAU

Named head coach Nov. 22, 2007. Relieved of coaching duties Nov. 28, 2011.

YEAR	GM	W-L-OT	PTS	PCT.
2007-08	61	37-17-7	81	.664
2008-09	82	50-24-8	108	.659
2009-10	82	54-15-13	120	.732
2010-11	82	48-23-11	107	.652
2011-12	22	12-9-1	25	.568
<b>TOTALS</b>	<b>329</b>	<b>201-88-40</b>	<b>441</b>	<b>.655</b>

## DALE HUNTER

Named head coach Nov. 28, 2011. Left coaching duties May 14, 2012.

YEAR	GM	W-L-OT	PTS	PCT.
2011-12	60	30-23-7	67	.558
<b>TOTALS</b>	<b>60</b>	<b>30-23-7</b>	<b>67</b>	<b>.558</b>

## ADAM OATES

Named head coach June 26, 2012. Relieved of coaching duties April 26, 2014.

YEAR	GM	W-L-OT	PTS	PCT.
2012-13	48	27-18-3	57	.594
2013-14	82	38-30-14	90	.549
<b>TOTALS</b>	<b>130</b>	<b>65-48-17</b>	<b>147</b>	<b>.565</b>

## BARRY TROTZ

Named head coach May 26, 2014. Left coaching duties June 18, 2018.

YEAR	GM	W-L-OT	PTS	PCT.
2014-15	82	45-26-11	101	.616
2015-16	82	56-18-8	120	.732
2016-17	82	55-19-8	118	.720
2017-18	82	49-26-7	105	.640
<b>TOTALS</b>	<b>328</b>	<b>205-89-34</b>	<b>444</b>	<b>.677</b>

## TODD REIRDEN

Named head coach June 29, 2018. Relieved of coaching duties Aug. 23, 2020.

YEAR	GM	W-L-OT	PTS	PCT.
2018-19	82	48-26-8	104	.634
2019-20	69	41-20-8	90	.652
<b>TOTALS</b>	<b>151</b>	<b>89-46-16</b>	<b>194</b>	<b>.642</b>

## PETER LAVIOLETTE

Named head coach Sept. 15, 2020. Left coaching duties April 14, 2023.

YEAR	GM	W-L-OT	PTS	PCT.
2020-21	56	36-15-5	77	.688
2021-22	82	44-26-12	100	.610
2022-23	82	35-37-10	80	.488
<b>TOTALS</b>	<b>220</b>	<b>115-78-27</b>	<b>257</b>	<b>.584</b>

## SPENCER CARBERY

Named head coach May 30, 2023.

YEAR	GM	W-L-OT	PTS	PCT.
2023-24	82	40-31-11	91	.555
<b>TOTALS</b>	<b>82</b>	<b>40-31-11</b>	<b>91</b>	<b>.555</b>

# All-Time Player Register

**KEITH ACTON F #15 1993-94**

Signed as a free agent, July 27, 1993. Claimed by NY Islanders on waivers, Oct. 22, 1993.

	GP	G	A	PTS	PIM	+/-	PP	SH	GW
CAPS TOTAL	6	0	0	0	21	-4	0	0	0
NHL TOTALS	1023	226	358	584	1172	-28	33	11	29

**GREG ADAMS F #22 2099-00**

Acquired from Hartford for Torrie Robertson, Oct. 4, 1983. Traded to Edmonton for Geoff Courtnall, July 22, 1988.

	GP	G	A	PTS	PIM	+/-	PP	SH	GW
TOTAL	331	55	98	153	694	39	8	0	3
NHL TOTALS	545	84	143	227	1173	1	11	0	5

**ALEXANDER ALEXEYEV\* D #27 2021-**

Capitals' 1st choice (31st overall) in the 2018 Entry Draft.

	GP	G	A	PTS	PIM	+/-	PP	SH	GW
CAPS TOTAL	72	1	7	8	12	-10	0	0	0
NHL TOTALS	72	1	7	8	12	-10	0	0	0

**JASON ALLISON F #41 1993-94**

Capitals' 2nd choice (17th overall) in 1993 Entry Draft. Traded to Boston with Jim Carey and Anson Carter for Adam Oates, Bill Ranford and Rick Tocchet on March 1, 1997.

	GP	G	A	PTS	PIM	+/-	PP	SH	GW
CAPS TOTAL	86	7	22	29	33	-8	3	0	1
NHL TOTALS	552	154	331	485	441	17	44	4	26

**KARL ALZNER D #47, 27 2008-17**

Capitals' 1st choice (5th overall) in 2007 Entry Draft. Signed with Montreal as free agent, July 1, 2017.

	GP	G	A	PTS	PIM	+/-	PP	SH	GW
CAPS TOTAL	591	19	98	117	177	61	0	0	2
NHL TOTALS	686	20	110	130	219	54	0	0	2

**MURRAY ANDERSON D #8 1974-75**

Acquired in 1974 Expansion Draft (22nd pick) from Minnesota. Contract expired September 1976.

	GP	G	A	PTS	PIM	+/-	PP	SH	GW
CAPS TOTALS	40	0	1	1	68	-40	0	0	0
NHL TOTALS	40	0	1	1	68	-40	0	0	0

**RON ANDERSON F #10, 12 1974-75**

Acquired in 1974 Expansion Draft (17th pick) from Boston. Contract expired April 1976.

	GP	G	A	PTS	PIM	+/-	PP	SH	GW
CAPS TOTALS	28	9	7	16	8	-20	4	0	0
NHL TOTALS	28	9	7	16	8	-20	4	0	0

**SHAWN ANDERSON D #36 1992-94**

Acquired from Buffalo for Bill Houlder, Sept. 30, 1990. Claimed by Quebec in 1990 Waiver Draft, Oct. 1, 1990. Acquired from Winnipeg for future considerations, Oct. 10, 1991. Became a free agent, June 14, 1994.

	GP	G	A	PTS	PIM	+/-	PP	SH	GW
CAPS TOTALS	110	2	15	17	30	-3	1	0	0
NHL TOTALS	225	11	51	62	117	1	6	0	0

**PETER ANDERSSON D #19 1983-86**

Capitals' 8th choice (173rd overall) in the 1980 Entry Draft. Traded to Quebec for the Nordiques' 3rd-round choice in the 1986 Entry Draft (Shawn Simpson), March 10, 1986.

	GP	G	A	PTS	PIM	+/-	PP	SH	GW
CAPS TOTALS	160	9	33	42	77	11	5	0	3
NHL TOTALS	172	10	41	51	81	17	6	0	3

**MEL ANGELSTAD F #69 2003-04**

Signed as a free agent, April 3, 2004. Became a free agent, Aug. 1, 2005.

	GP	G	A	PTS	PIM	+/-	PP	SH	GW
CAPS TOTALS	2	0	0	0	2	0	0	0	0
NHL TOTALS	2	0	0	0	2	0	0	0	0

\* ACTIVE PLAYER

**CHUCK ARNASON F #19 1978-79**

Acquired from Minnesota for future considerations, March 13, 1979. Returned to Minnesota, April 24, 1979.

	GP	G	A	PTS	PIM	+/-	PP	SH	GW
CAPS TOTALS	13	0	2	2	4	-1	0	0	0
NHL TOTALS	401	109	90	199	122	-71	23	0	11

**JASON ARNOTT F #44 2010-2011**

Acquired from New Jersey for C David Steckel and a 2012 2nd-round pick, Feb. 28, 2011. Became a free agent, July 1, 2011.

	GP	G	A	PTS	PIM	+/-	PP	SH	GW
CAPS TOTALS	11	4	3	7	8	3	2	0	1
NHL TOTALS	1244	417	521	938	1242	81	145	2	64

**STEVE ATKINSON F #21 1974-75**

Acquired in 1974 Expansion Draft (8th pick) from Buffalo. Contract expired June 1, 1975.

	GP	G	A	PTS	PIM	+/-	PP	SH	GW
CAPS TOTALS	46	11	4	15	8	-26	3	2	0
NHL TOTALS	302	60	51	111	104	-52	8	3	4

**NICOLAS AUBE-KUBEL\* F #96 2022-24**

Acquired off waivers from Toronto, Nov. 5, 2022. Became a free agent, July 1, 2024.

	GP	G	A	PTS	PIM	+/-	PP	SH	GW
CAPS TOTALS	107	10	18	28	69	6	0	0	0
NHL TOTALS	282	31	47	78	183	15	0	2	3

**KEITH AUCOIN F #20, 23 2008-12**

Signed as a free agent, July 3, 2008. Became free agent July 1, 2012.

	GP	G	A	PTS	PIM	+/-	PP	SH	GW
CAPS TOTAL	49	6	16	11	4	7	1	0	0
NHL TOTALS	145	17	32	49	22	3	2	0	2

**PATRIK AUGUSTA F #14 1998-99**

Signed to an NHL contract Dec. 11, 1998. Became a free agent, July 1, 1999.

	GP	G	A	PTS	PIM	+/-	PP	SH	GW
CAPS TOTALS	2	0	0	0	0	E	0	0	0
NHL TOTALS	4	0	0	0	0	E	0	0	0

**BOB BABCOCK D #38, 29 1990-1993**

Capitals' 11th choice (208th overall) in 1986 Entry Draft. Became a free agent, July 1, 1993.

	GP	G	A	PTS	PIM	+/-	PP	SH	GW
CAPS TOTAL	2	0	0	0	2	E	0	0	0
NHL TOTALS	2	0	0	0	2	E	0	0	0

**NICKLAS BACKSTROM\* F #19 2007-**

Capitals' 1st choice (4th overall) in 2006 Entry Draft.

	GP	G	A	PTS	PIM	+/-	PP	SH	GW
CAPS TOTALS	1,105	271	762	1,033	504	83	86	2	39
NHL TOTALS	1,105	271	762	1,033	504	83	86	2	39

**GARNET "ACE" BAILEY F #9 1974-78**

Acquired from St. Louis with Stan Gilbertson for Denis Dupere, Feb. 10, 1975. Became a free agent, June 1, 1978.

	GP	G	A	PTS	PIM	+/-	PP	SH	GW
CAPS TOTAL	207	43	71	114	162	-104	5	0	6
NHL TOTALS	568	107	171	278	633	-76	14	3	12

**RILEY BARBER F #24 2016-17**

Capitals' 7th choice (167th overall) in 2012 Entry Draft. Became a free agent, July 1, 2019.

	GP	G	A	PTS	PIM	+/-	PP	SH	GW
CAPS TOTAL	3	0	0	0	0	0	0	0	0
NHL TOTALS	16	0	0	0	4	-3	0	0	0

# All-Time Player Register

**JOHN BARRETT** D #6 1985-87

Acquired from Detroit with Greg Smith for Darren Veitch, March 10, 1986. Traded to Minnesota for future considerations, Feb. 29, 1988. Reacquired and released, June 15, 1988.

	GP	G	A	PTS	PIM	+/-	PP	SH	GW
CAPS TOTALS	69	2	5	7	55	-13	0	0	0
NHL TOTALS	488	20	77	97	604	-130	0	0	2

**BATES BATTAGLIA** F #13 2003-04

Acquired from Colorado with Jonas Johansson for Steve Konowalchuk and a third-round selection in the 2004 Entry Draft (later traded to Carolina-Casey Borer), Oct. 22, 2003. Became a free agent, Aug. 1, 2005.

	GP	G	A	PTS	PIM	+/-	PP	SH	GW
CAPS TOTALS	66	4	6	10	38	-23	0	0	1
NHL TOTALS	580	80	118	198	385	-34	11	2	12

**NOLAN BAUMGARTNER** D #38 1995-00

Capitals' 1st choice (10th overall) in the 1994 Entry Draft. Traded to Chicago for defenseman Remi Royer, July 21, 2000.

	GP	G	A	PTS	PIM	+/-	PP	SH	GW
CAPS TOTALS	18	0	2	2	2	-3	0	0	0
NHL TOTALS	143	7	40	47	69	11	5	1	1

**ROBIN BAWA** F #25 1989-90

Signed as a free agent, May 22, 1987. Became a free agent, September 1990.

	GP	G	A	PTS	PIM	+/-	PP	SH	GW
CAPS TOTALS	5	1	0	1	2	-3	0	0	0
NHL TOTALS	61	6	1	7	60	-31	0	0	1

**JAY BEAGLE** F #83 2008-18

Signed as a free agent, March 26, 2008. Became a free agent, July 1, 2018.

	GP	G	A	PTS	PIM	+/-	PP	SH	GW
CAPS TOTALS	471	51	65	116	159	11	0	2	12
NHL TOTALS	646	58	86	144	250	-28	0	4	13

**ETHAN BEAR\*** D #25 2024-

Signed as a free agent, December 28, 2023.

	GP	G	A	PTS	PIM	+/-	PP	SH	GW
CAPS TOTALS	24	1	3	4	10	-5	0	0	1
NHL TOTALS	275	17	50	67	112	-14	2	0	6

**YVES BEAUDOIN** D #30, 38 1985-89

Capitals' 6th choice (195th overall) in 1983 Entry Draft. Became a free agent, June 1988.

	GP	G	A	PTS	PIM	+/-	PP	SH	GW
CAPS TOTALS	11	0	0	0	5	-9	0	0	0
NHL TOTALS	11	0	0	0	5	-9	0	0	0

**KRIS BEECH** F #16, 24 2000-07

Capitals' 1st choice (7th overall) in 1999 Entry Draft. Traded to Pittsburgh with Russ Lupaschuk and Michal Sivek for Jaromir Jagr and Frantisek Kucera, July 11, 2001. Acquired from Nashville with the Predators' 1st-round choice in the 2006 Entry Draft (Semyon Varlamov) for Brendan Witt, March 9, 2006. Became a free agent, July 1, 2007. Claimed off waivers from Vancouver, Jan. 23, 2008. Claimed by Pittsburgh off waivers, Jan. 26, 2008.

	GP	G	A	PTS	PIM	+/-	PP	SH	GW
CAPS TOTALS	73	8	18	26	52	-13	3	0	0
NHL TOTALS	198	25	42	67	113	-37	7	0	0

**ERIC BELANGER** F #18 2009-10

Acquired from Minnesota for Washington's second-round pick in the 2010 Entry Draft, March 3, 2010. Became a free agent, July 1, 2010.

	GP	G	A	PTS	PIM	+/-	PP	SH	GW
CAPS TOTALS	17	2	4	6	4	3	0	0	0
NHL TOTALS	820	138	220	358	361	-24	28	10	19

\* ACTIVE PLAYER

**BRIAN BELLWS** F #23 1997-99

Signed as a free agent, March 24, 1998. Retired after the 1998-99 season.

	GP	G	A	PTS	PIM	+/-	PP	SH	GW
CAPS TOTALS	87	23	22	45	32	-15	13	0	5
NHL TOTALS	1188	485	537	1022	718	-125	198	13	58

**JAN BENDA** F #28 1997-98

Signed as a free agent, Oct. 1, 1997. Became a free agent, July 1, 1998.

	GP	G	A	PTS	PIM	+/-	PP	SH	GW
CAPS TOTALS	9	0	3	3	6	E	0	0	0
NHL TOTALS	9	0	3	3	6	E	0	0	0

**HARVEY BENNETT** F #27 1975-77

Acquired from Pittsburgh for Stan Gilbertson, Dec. 16, 1975. Sold to Philadelphia, Nov. 24, 1976.

	GP	G	A	PTS	PIM	+/-	PP	SH	GW
CAPS TOTAL	67	14	16	30	73	-36	1	0	1
NHL TOTALS	268	44	46	90	347	-92	3	0	4

**SERGEI BEREZIN** F #94 2002-03

Acquired from Chicago for the Capitals' 4th choice in the 2004 Entry Draft, March 11, 2003. Became a free agent, July 1, 2003.

	GP	G	A	PTS	PIM	+/-	PP	SH	GW
CAPS TOTALS	9	5	4	9	4	10	0	0	2
NHL TOTALS	502	160	126	286	54	29	43	1	23

**MICHEL BERGERON** F #12, 16 1978-79

Acquired from the NY Islanders for the Capitals' 2nd choice in the 1979 Entry Draft (Tomas Jonsson), Oct. 19, 1978. Released on Jan. 27, 1979.

	GP	G	A	PTS	PIM	+/-	PP	SH	GW
CAPS TOTALS	30	7	6	13	7	-18	1	0	1
NHL TOTALS	229	80	58	138	165	-37	17	0	12

**TIM BERGLAND** F #11 1989-94

Capitals' 1st choice (75th overall) in the 1983 Entry Draft. Claimed by Tampa Bay in 1992 Expansion Draft, June 18, 1992. Claimed on waivers from Tampa Bay, March 17, 1994. Became a free agent, June 14, 1994.

	GP	G	A	PTS	PIM	+/-	PP	SH	GW
CAPS TOTAL	104	8	18	26	58	-3	0	0	0
NHL TOTALS	182	17	26	43	75	-22	0	0	0

**RICK BERRY** D #4 2002-04

Claimed from Pittsburgh in the waiver draft, Oct. 4, 2002. Became a free agent, July 1, 2004.

	GP	G	A	PTS	PIM	+/-	PP	SH	GW
CAPS TOTAL	108	2	7	9	195	-8	0	0	1
NHL TOTALS	197	2	13	15	314	-6	0	0	1

**CRAIG BERUBE** F #27 1993-01

Acquired from Calgary for Washington's 5th choice in the 1993 Entry Draft (Darryl LaFrance), June 26, 1993. Traded to Philadelphia for future considerations, March 23, 1999. Signed as a free agent, July 7, 2000. Traded to the NY Islanders for their 9th choice in the 2001 Entry Draft (Robert Muller), Jan. 11, 2001.

	GP	G	A	PTS	PIM	+/-	PP	SH	GW
CAPS TOTALS	419	26	38	64	1220	-32	1	0	2
NHL TOTALS	1054	61	98	159	3149	-81	3	0	8

**TODD BIDNER** F #22, 23 1981-82

Capitals' 5th choice (110th overall) in 1980 Entry Draft. Traded to Edmonton for Doug Hicks, March 9, 1982.

	GP	G	A	PTS	PIM	+/-	PP	SH	GW
CAPS TOTALS	12	2	1	3	7	E	0	0	1
NHL TOTALS	12	2	1	3	7	E	0	0	1

# All-Time Player Register

**MATHIEU BIRON** **D** **#34** **2005-06**

Signed as a free agent, Aug. 10, 2005. Became a free agent July 1, 2006.

	GP	G	A	PTS	PIM	+/-	PP	SH	GW
CAPS TOTALS	52	4	9	13	50	-11	3	0	0
NHL TOTALS	253	12	32	44	177	-69	5	1	3

**JAMES BLACK** **F** **#28, 21** **1998-01**

Acquired from Chicago for future considerations, Oct. 15, 1998. Became a free agent, July 1, 2001.

	GP	G	A	PTS	PIM	+/-	PP	SH	GW
CAPS TOTALS	166	25	28	53	24	1	2	1	4
NHL TOTALS	352	58	57	115	84	-8	7	2	12

**TIMO BLOMOVIST** **D** **#17** **1981-85**

Capitals' 4th choice (89th overall) in 1980 Entry Draft. Became a free agent, July 1, 1986.

	GP	G	A	PTS	PIM	+/-	PP	SH	GW
CAPS TOTALS	223	4	51	55	264	26	1	0	1
NHL TOTALS	243	4	53	57	293	23	1	0	1

**MIKE BLOOM** **F** **#23** **1974-75**

Acquired in 1974 Expansion Draft (13th pick) from Boston. Traded to Detroit for Blair Stewart, March 9, 1975.

	GP	G	A	PTS	PIM	+/-	PP	SH	GW
CAPS TOTALS	69	7	19	26	84	-54	0	0	0
NHL TOTALS	201	30	47	77	215	-81	2	0	2

**JOHN BLUM** **D** **#17, 33** **1986-87**

Claimed from Boston in the waiver draft, Oct. 6, 1986. Traded to Boston for the Bruins' 7th choice in the 1988 Entry Draft (Brad Schlegel), May 27, 1987.

	GP	G	A	PTS	PIM	+/-	PP	SH	GW
CAPS TOTALS	66	2	8	10	133	1	0	0	0
NHL TOTALS	250	7	34	41	610	8	0	0	1

**PATRICK BOILEAU** **D** **#39, 41, 45** **1996-02**

Capitals' 3rd choice (69th overall) in the 1993 Entry Draft. Became a free agent, July 1, 2002.

	GP	G	A	PTS	PIM	+/-	PP	SH	GW
CAPS TOTALS	7	0	1	1	4	-6	0	0	0
NHL TOTALS	48	5	11	16	26	-13	3	0	1

**LARRY BOLONCHUK** **D** **#24, 8, 4** **1975-78**

Acquired in 1974 Expansion Draft (21st pick) from Vancouver. Became a free agent June 1, 1978.

	GP	G	A	PTS	PIM	+/-	PP	SH	GW
CAPS TOTALS	59	3	9	12	91	-32	0	0	0
NHL TOTALS	74	3	9	13	97	-43	0	0	0

**PETER BONDRA** **F** **#12** **1990-04**

Capitals' 9th choice (156th overall) in 1990 Entry Draft. Traded to Ottawa for Brooks Laich and Ottawa's 2nd choice in the 2005 Entry Draft (later traded to Colorado-Chris Durand), Feb. 18, 2004.

	GP	G	A	PTS	PIM	+/-	PP	SH	GW
CAPS TOTALS	961	472	353	825	679	74	137	32	73
NHL TOTALS	1081	503	389	892	761	74	149	32	78

**HENRIK BORGSTROM** **F** **#13** **2022-23**

Signed as a free agent, July 14, 2022.

	GP	G	A	PTS	PIM	+/-	PP	SH	GW
CAPS TOTALS	1	0	0	0	0	0	0	0	0
NHL TOTALS	111	13	13	26	28	-31	3	0	0

**PIERRE BOUCHARD** **D** **#29, 26** **1978-82**

Claimed from Montreal in the waiver draft, Oct. 9, 1978. Became a free agent, Oct. 25, 1982.

	GP	G	A	PTS	PIM	+/-	PP	SH	GW
CAPS TOTALS	106	8	16	24	54	-26	0	0	0
NHL TOTALS	595	24	82	106	433	110	0	1	2

\* ACTIVE PLAYER

**JOSEF BOUMEDIENNE** **D** **#39, 2** **2002-04**

Acquired from Ottawa for Dean Melanson, Dec. 16, 2002. Became a free agent, July 1, 2008.

	GP	G	A	PTS	PIM	+/-	PP	SH	GW
CAPS TOTALS	43	3	12	15	30	-11	2	0	1
NHL TOTALS	47	4	12	16	36	-13	2	0	1

**CHRIS BOURQUE** **F** **#56** **2007-10**

Capitals' 4th choice (33rd overall) in 2004 Entry Draft. Claimed on waivers by Pittsburgh, Sept. 30, 2009. Claimed off waivers from Pittsburgh, Dec. 5, 2009. Signed with KHL, July 2010.

	GP	G	A	PTS	PIM	+/-	PP	SH	GW
CAPS TOTALS	13	1	0	1	2	-2	0	0	0
NHL TOTALS	51	2	6	8	18	-12	0	0	1

**MADISON BOWEY** **D** **#22** **2017-19**

Capitals' 2nd choice (53rd overall) in 2013 Entry Draft. Traded to the Detroit Red Wings with a second round pick in the 2020 NHL Draft, Feb. 22, 2019 in exchange for Nick Jensen and a fifth round pick in the 2019 NHL Draft (pick traded to Buffalo).

	GP	G	A	PTS	PIM	+/-	PP	SH	GW
CAPS TOTAL	84	1	17	18	62	0	0	0	1
NHL TOTALS	158	5	35	40	104	-22	0	0	1

**TRAVIS BOYD** **F** **#72** **2017-20**

Capitals' 6th choice (117th overall) in 2011 Entry Draft. Became a free agent, Oct. 9, 2020

	GP	G	A	PTS	PIM	+/-	PP	SH	GW
CAPS TOTALS	85	8	23	31	10	17	0	0	1
NHL TOTALS	198	30	46	76	46	2	3	0	3

**MATT BRADLEY** **F** **#10** **2005-11**

Signed as a free agent, Aug. 18, 2005. Became a free agent, July 1, 2011.

	GP	G	A	PTS	PIM	+/-	PP	SH	GW
CAPS TOTALS	427	37	59	96	367	-10	1	2	9
NHL TOTALS	675	59	90	149	562	-19	1	2	12

**RICK BRAGNALO** **F** **#18, 12, 8** **1975-79**

Signed as a free agent, March 1976. Became a free agent, June 1, 1980.

	GP	G	A	PTS	PIM	+/-	PP	SH	GW
CAPS TOTALS	145	15	35	50	46	-27	1	2	1
NHL TOTALS	145	15	35	50	46	-27	1	2	1

**DONALD BRASHEAR** **F** **#87** **2006-09**

Signed as a free agent, July 14, 2006. Became a free agent, July 1, 2009.

	GP	G	A	PTS	PIM	+/-	PP	SH	GW
CAPS TOTALS	220	10	15	25	396	-12	0	0	1
NHL TOTALS	1,025	85	120	205	2,634	-93	4	0	13

**GORD BROOKS** **F** **#10** **1974-75**

Acquired in 1974 Expansion Draft (14th pick) from St. Louis. Became a free agent, June 1, 1975.

	GP	G	A	PTS	PIM	+/-	PP	SH	GW
CAPS TOTALS	38	1	10	11	25	-19	1	0	0
NHL TOTALS	70	7	18	25	37	-19	1	0	1

**WILLIE BROSSART** **D** **#17, 5** **1974-1976**

Acquired from Toronto with Tim Ecclestone for Rod Seiling, Nov. 2, 1974. Became a free agent, June 1, 1976.

	GP	G	A	PTS	PIM	+/-	PP	SH	GW
CAPS TOTALS	61	1	8	9	54	-63	0	0	0
NHL TOTALS	129	1	14	15	88	-75	0	0	0

**JULIEN BROUILLETTE** **D** **#59** **2013-14**

Signed as a free agent, April 5, 2013. Became a free agent, July 1, 2014.

	GP	G	A	PTS	PIM	+/-	PP	SH	GW
CAPS TOTALS	10	1	1	2	0	3	0	0	1
TOTAL:	11	1	1	2	0	3	0	0	1

# All-Time Player Register

**TROY BROUWER** F #20 2011-15

Acquired from Chicago for Washington's 1st choice in the 2011 Entry Draft (Phillip Danault) on June 24, 2011. Traded to St. Louis with Phoenix Copley and Washington's 3rd pick in the 2016 Entry Draft for T.J. Oshie, July 2, 2015.

	GP	G	A	PTS	PIM	+/-	PP	SH	GW
CAPS TOTALS	293	83	69	152	234	-7	30	3	16
NHL TOTALS	851	182	181	363	595	-28	60	7	35

**CHRIS BROWN** F #67 2013-16

Acquired from Phoenix for Martin Erat and John Mitchell, March 4, 2014. Traded to NY Rangers for Ryan Bourque, Feb. 28, 2016.

	GP	G	A	PTS	PIM	+/-	PP	SH	GW
CAPS TOTALS	12	2	1	3	2	1	0	0	0
NHL TOTALS	23	2	1	3	21	1	0	0	0

**CONNOR BROWN \*** F #28 2022

Acquired from Ottawa for Washington's second-round choice in the 2024 NHL Draft, July 13, 2022. Became a free agent, July 1, 2023.

	GP	G	A	PTS	PIM	+/-	PP	SH	GW
CAPS TOTALS	4	0	0	0	0	-3	0	0	0
NHL TOTALS	519	94	134	228	100	-19	8	8	8

**JEFF BROWN** D #28 1997-98

Acquired from Toronto for Sylvain Cote, March 24, 1998. Retired after the 1997-98 season.

	GP	G	A	PTS	PIM	+/-	PP	SH	GW
CAPS TOTALS	9	0	6	6	6	4	0	0	0
NHL TOTALS	747	154	430	584	498	-51	80	5	16

**ANDREW BRUNETTE** F #18 1995-98

Capitals' 6th choice (174th overall) in the 1993 Entry Draft. Claimed by Nashville in the 1998 Expansion Draft, June 26, 1998.

	GP	G	A	PTS	PIM	+/-	PP	SH	GW
CAPS TOTALS	62	18	22	40	24	4	6	0	3
NHL TOTALS	1,032	256	450	706	310	-65	110	0	32

**JAN BULIS** F #8, 38 1997-01

Capitals' 3rd choice (43rd overall) in 1996 Entry Draft. Traded with Richard Zednik and Washington's 1st choice in the 2001 Entry Draft (Alexander Perezhogin) to Montreal for Trevor Linden, Dainius Zubrus and Washington's 2nd choice in the 2001 Entry Draft (traded to Tampa Bay-Andreas Holmqvist), March 13, 2001.

	GP	G	A	PTS	PIM	+/-	PP	SH	GW
CAPS TOTALS	181	26	62	88	80	5	4	0	4
NHL TOTALS	552	96	149	245	268	-3	13	3	18

**TED BULLY** F #29 1982-83

Acquired from Chicago with Dave Hutchinson for future considerations, Aug. 28, 1982. Signed as a free agent by Pittsburgh, Sept. 30, 1983.

	GP	G	A	PTS	PIM	+/-	PP	SH	GW
82-83	39	4	9	13	47	-3	0	0	1
NHL TOTALS	414	101	113	214	704	8	13	0	20

**ANDRE BURAKOVSKY \*** F #65 2014-19

Capitals' 1st choice (23rd overall) in the 2013 Entry Draft. Traded to Colorado in exchange for Scott Kosmachuk, a 2020 second round pick and a 2020 third round pick, June 28, 2019.

	GP	G	A	PTS	PIM	+/-	PP	SH	GW
CAPS TOTALS	328	62	83	145	77	34	7	0	13
NHL TOTALS	617	143	207	350	155	37	26	0	31

\* ACTIVE PLAYER

**RANDY BURRIDGE** F #18 1991-95

Acquired from Boston for Stephen Leach, June 20, 1991. Traded to Los Angeles for Warren Rychel (traded to Toronto for the Maple Leafs' 4th pick in the 1995 Entry Draft-Sebastien Charpentier), Feb. 10, 1995.

	GP	G	A	PTS	PIM	+/-	PP	SH	GW
CAPS TOTALS	150	48	61	109	125	-4	17	1	8
NHL TOTALS	706	199	251	450	458	65	47	9	29

**NELSON BURTON** F #12, 27, 8 1977-79

Capitals' 4th choice (57th overall) in 1977 Amateur Draft. Traded to Quebec for Dave Parro, June 15, 1979.

	GP	G	A	PTS	PIM	+/-	PP	SH	GW
CAPS TOTALS	8	1	0	1	21	-5	0	0	0
NHL TOTALS	8	1	0	1	21	-5	0	0	0

**ERIC CALDER** D #26, 24 1981-83

Capitals' 2nd choice (45th overall) in the 1981 Entry Draft. Retired, Aug. 20, 1984.

	GP	G	A	PTS	PIM	+/-	PP	SH	GW
CAPS TOTAL	2	0	0	0	0	E	0	0	0
NHL TOTALS	2	0	0	0	0	E	0	0	0

**TONY CAMAZZOLA** F #2 1981-82

Capitals' 9th choice (195th overall) of 1980 Entry Draft. Released from contract, June 1, 1984.

	GP	G	A	PTS	PIM	+/-	PP	SH	GW
81-82	3	0	0	0	4	E	0	0	0
NHL TOTALS	3	0	0	0	4	E	0	0	0

**PAUL CAREY** F #28 2015-2017

Signed as a free agent, July 8, 2015. Signed with NY Rangers July 1, 2017

	GP	G	A	PTS	PIM	+/-	PP	SH	GW
CAPS TOTAL	32	1	1	2	0	2	0	0	0
NHL TOTALS	92	8	8	16	20	-11	1	1	1

**JOHN CARLSON \*** D #74 2009-

Capitals' 2nd choice (27th overall) of 2008 Entry Draft.

	GP	G	A	PTS	PIM	+/-	PP	SH	GW
CAPS TOTALS	1,009	151	523	674	342	86	46	2	32
NHL TOTALS	1,009	151	523	674	342	86	46	2	32

**KENT CARLSON** D #39 1988-89

Acquired from Winnipeg for future considerations, Oct. 19, 1988. Released, February 1988.

	GP	G	A	PTS	PIM	+/-	PP	SH	GW
CAPS TOTALS	2	1	0	1	0	2	0	0	0
NHL TOTALS	113	7	11	18	148	-10	0	0	2

**GABRIEL CARLSSON** D #18 2023

Signed as a free agent on July 20, 2022. Became a free agent on July 1, 2023.

	GP	G	A	PTS	PIM	+/-	PP	SH	GW
CAPS TOTALS	6	0	2	2	0	-1	0	0	0
NHL TOTALS	81	3	15	18	22	-5	0	0	0

**BOB CARPENTER** F #10, 11 1981-93

Capitals' 1st choice (3rd overall) in the 1981 Entry Draft. Traded to NY Rangers with the Capitals' 2nd choice in 1989 Entry Draft (Jason Prosofsky) for Bob Crawford, Kelly Miller and Mike Ridley, Jan. 1, 1987. Signed as a free agent, June 30, 1992. Became a free agent, Aug. 1, 1993.

	GP	G	A	PTS	PIM	+/-	PP	SH	GW
CAPS TOTALS	490	188	207	395	462	-38	54	1	22
NHL TOTALS	1178	320	408	728	919	-81	82	7	40

**DANIEL CARR** F #28 2020-21

Signed as a free agent, Oct. 11, 2020. Became free agent, July 28, 2021

	GP	G	A	PTS	PIM	+/-	PP	SH	GW
CAPS TOTALS	6	0	1	1	2	-2	0	0	0
NHL TOTALS	117	16	21	37	28	-2	3	0	2

# All-Time Player Register

**CONNOR CARRICK\*      D      #58      2013-16**

Capitals' 5th choice (137th overall) in 2012 Entry Draft. Traded to Toronto with Brooks Laich and Washington's 2nd pick in the 2016 Entry Draft for Daniel Winnik and Toronto's 5th choice in the 2016 Entry Draft, Feb. 28, 2016.

	GP	G	A	PTS	PIM	+/-	PP	SH	GW
CAPS TOTALS	37	1	5	6	23	-11	0	0	0
NHL TOTALS	242	13	37	50	157	-19	2	0	6

**GREG CARROLL      F      #11      1978-79**

Capitals' 2nd choice (15th overall) in 1976 Amateur Draft. Signed from New England (WHA), Sept. 21, 1978. Released on waivers, Jan. 4, 1979.

	GP	G	A	PTS	PIM	+/-	PP	SH	GW
CAPS TOTALS	24	5	6	11	12	-2	0	0	0
NHL TOTALS	131	20	34	54	44	-13	1	1	2

**ANSON CARTER      F      #33      1996-04**

Acquired from Colorado for Washington's 4th choice in the 1996 Entry Draft (Ben Storey), April 4, 1996. Traded to Boston with Jim Carey and Jason Allison for Adam Oates, Rick Tocchet and Bill Ranford, March 1, 1997. Acquired from New York Rangers for Jaromir Jagr, Jan. 23, 2004. Traded to Los Angeles Kings for Jared Aulin, March 8, 2004.

	GP	G	A	PTS	PIM	+/-	PP	SH	GW
CAPS TOTALS	38	8	7	15	13	2	3	0	3
NHL TOTALS	674	202	219	421	229	-12	72	3	36

**ANDREW CASSELS      F      #25      2005-06**

Signed as a free agent, Aug. 9, 2005. Waived, Jan. 28, 2006.

	GP	G	A	PTS	PIM	+/-	PP	SH	GW
CAPS TOTALS	31	4	8	12	14	-3	2	0	0
NHL TOTALS	1015	204	528	732	410	-73	72	9	28

**TONY CASSOLATO      F      #25, 40      1978-82**

Signed as a free agent from Birmingham (WHA), August 1976. Became a free agent, June 1, 1983.

	GP	G	A	PTS	PIM	+/-	PP	SH	GW
CAPS TOTALS	23	1	6	7	4	3	0	0	0
NHL TOTALS	23	1	6	7	4	3	0	0	0

**PAUL CAVALLINI      D      #30, 28, 14      1987-93**

Capitals' 10th choice (205th overall) in the 1984 Entry Draft. Traded to St. Louis for Blues' 2nd choice in the 1988 Entry Draft (Wade Bartley), Dec. 11, 1987. Acquired from St. Louis for Kevin Miller, Nov. 1, 1992. Traded to Dallas for Enrico Ciccone, June 26, 1993.

	GP	G	A	PTS	PIM	+/-	PP	SH	GW
CAPS TOTALS	101	7	13	20	120	-1	0	0	1
NHL TOTALS	564	56	177	233	750	116	16	2	6

**SHAWN CHAMBERS      D      #25      1991-92**

Acquired from Minnesota for Steve Maltais and Trent Klatt, June 9, 1991. Claimed by Tampa Bay in 1992 Expansion Draft, June 18, 1992.

	GP	G	A	PTS	PIM	+/-	PP	SH	GW
CAPS TOTAL	2	0	0	0	2	-3	0	0	0
NHL TOTALS	625	50	185	235	364	-5	20	5	6

**ZDENO CHARA      D      #33      2021-22**

Signed as a free agent, Dec. 31, 2020. Became a free agent, July 28, 2021.

	GP	G	A	PTS	PIM	+/-	PP	SH	GW
CAPS TOTAL	55	2	8	10	44	5	0	0	0
NHL TOTALS	1,680	209	471	680	2,085	301	93	8	35

**ERIC CHARRON      D      #28      1995-96**

Acquired from Tampa Bay for a 3rd round pick in the 1997 Entry Draft (Eero Somervuori), Nov. 17, 1995. Traded to Calgary for Calgary's 7th choice in the 1998 Entry Draft (Nathan Forster), Sept. 4, 1997.

	GP	G	A	PTS	PIM	+/-	PP	SH	GW
CAPS TOTALS	29	1	2	3	24	4	0	0	0
NHL TOTALS	130	2	7	9	127	-10	0	0	0

\* ACTIVE PLAYER

**GUY CHARRON      F      #15      1976-81**

Signed as a free agent from Colorado, Sept. 1, 1976 (Colorado accepted rights to Nelson Pyatt as compensation). Released after the 1980-81 season.

	GP	G	A	PTS	PIM	+/-	PP	SH	GW
CAPS TOTALS	320	118	156	274	54	-73	26	2	12
NHL TOTALS	734	221	309	530	146	-208	47	2	23

**DENIS CHASSE      F      #26      1995-96**

Acquired from St. Louis in exchange for Rob Pearson, Jan. 28, 1996. Traded to Winnipeg for Stewart Malgunas, Feb. 15, 1996.

	GP	G	A	PTS	PIM	+/-	PP	SH	GW
CAPS TOTALS	3	0	0	0	5	-1	0	0	0
NHL TOTALS	132	11	14	25	292	2	20	0	1

**ALEX CHIASSON      F      #39      2017-18**

Signed as a free agent, Oct. 4, 2017. Became a free agent July 1, 2018.

	GP	G	A	PTS	PIM	+/-	PP	SH	GW
CAPS TOTALS	61	9	9	18	26	1	1	1	2
NHL TOTALS	651	120	113	233	359	-44	43	4	17

**JASON CHIMERA      F      #25      2009-16**

Acquired from Columbus in exchange for Chris Clark and Milan Jurcina, Dec. 28, 2009. Signed with NY Islanders as free agent, July 1, 2016.

	GP	G	A	PTS	PIM	+/-	PP	SH	GW
TOTAL	490	82	115	197	350	-2	8	4	11
NHL TOTALS	1,107	186	229	415	892	-31	14	10	30

**DENNIS CHOLOWSKI\*      D      #38      2021-22**

Claimed off waivers from Seattle, Oct. 14, 2021. Claimed off waivers by Seattle, Feb. 9, 2022

	GP	G	A	PTS	PIM	+/-	PP	SH	GW
CAPS TOTAL	7	0	1	1	2	-4	0	0	0
NHL TOTALS	117	10	20	30	28	-51	5	0	2

**TAYLOR CHORNEY      D      #4      2015-18**

Signed as a free agent, July 1, 2015. Claimed on waivers by Columbus, Feb. 21, 2018.

	GP	G	A	PTS	PIM	+/-	PP	SH	GW
CAPS TOTALS	97	3	12	15	40	24	0	0	1
NHL TOTALS	166	4	18	22	56	-6	1	0	2

**DAVE CHRISTIAN      F      #27      1983-90**

Acquired from Winnipeg for Washington's 1st choice in the 1983 Entry Draft (Bobby Dollas), June 8, 1983. Traded to Boston for Bob Joyce, Dec. 13, 1989.

	GP	G	A	PTS	PIM	+/-	PP	SH	GW
CAPS TOTAL	504	193	224	417	107	20	67	3	21
NHL TOTALS	1,009	340	433	773	284	-65	102	8	35

**TOM CHORSKE      F      #9      1998-99**

Acquired from NY Islanders with Islanders' 8th choice in the 1999 Entry Draft (Maxim Orlov) for Washington's 6th choice in 1999 Entry Draft (Bjorn Melin), Oct. 16, 1998. Traded to Calgary for future considerations, March 22, 1999.

	GP	G	A	PTS	PIM	+/-	PP	SH	GW
CAPS TOTALS	17	0	2	2	4	-4	0	0	0
NHL TOTALS	596	115	122	237	225	-2	6	11	14

**BRAD CHURCH      F      #25      1997-98**

Capitals' 1st choice (17th overall) in the 1995 Entry Draft. Traded to Edmonton, Feb. 3, 1999, in exchange for the rights to Barrie Moore.

	GP	G	A	PTS	PIM	+/-	PP	SH	GW
CAPS TOTALS	2	0	0	0	0	E	0	0	0
NHL TOTALS	2	0	0	0	0	E	0	0	0



# All-Time Player Register

**DINO CICCARELLI** F #22 1988-92

Acquired from Minnesota with Bob Rouse for Mike Gartner and Larry Murphy, March 7, 1989. Traded to Detroit for Kevin Miller, June 20, 1992.

	GP	G	A	PTS	PIM	+/-	PP	SH	GW
CAPS TOTALS	223	112	97	209	278	-22	28	0	18
NHL TOTALS	1,232	608	592	1200	1425	-2	232	1	73

**ENRICO CICCONE** D #39, 19 1993-99

Acquired from Dallas for Paul Cavallini, June 22, 1993. Traded to Tampa Bay with Washington's 3rd choice in the 1994 Entry Draft (later traded to Anaheim-Craig Reichert) and a conditional draft pick for Joe Reekie, March 21, 1994. Re-acquired from Tampa Bay for future considerations, Dec. 28, 1998. Became a free agent, July 1, 2000.

	GP	G	A	PTS	PIM	+/-	PP	SH	GW
CAPS TOTALS	89	2	1	4	277	-8	0	0	0
NHL TOTALS	374	10	18	28	1469	-11	0	0	1

**IVAN CIERNIK** F #27 2001-04

Claimed off waivers from Ottawa, Jan. 9, 2002. Became a free agent, July 1, 2004.

	GP	G	A	PTS	PIM	+/-	PP	SH	GW
CAPS TOTAL	60	9	12	21	26	6	0	0	2
NHL TOTALS	89	12	14	26	32	9	0	0	2

**CHRIS CLARK** F #17 2005-10

Acquired from Calgary with Calgary's 7th choice in the 2007 Entry Draft (Andrew Glass) for Washington's 7th choice in the 2006 Entry Draft (Devin Didiomete) and Washington's 6th choice in the 2007 Entry Draft (later traded to Colorado-Jens Hellgren), Aug. 4, 2005. Traded to Columbus with Milan Jurcina for Jason Chimera, Dec. 28, 2009.

	GP	G	A	PTS	PIM	+/-	PP	SH	GW
CAPS TOTALS	240	60	63	123	278	-8	11	7	6
NHL TOTALS	607	103	111	214	700	-48	22	8	12

**BILL CLEMENT** F #10 1975-76

Acquired from Philadelphia with Don McLean and Flyers' 1st choice in 1978 Amateur Draft (Alex Forsyth) for Capitals' 1st choice in the 1975 Entry Draft (Mel Bridgman), June 3, 1975. Traded to Atlanta for Gerry Meehan, Jean Lemieux and Flames' 1st choice in the 1976 Entry Draft (Greg Carroll), Jan. 22, 1976.

	GP	G	A	PTS	PIM	+/-	PP	SH	GW
CAPS TOTALS	46	10	17	27	20	-30	2	0	0
NHL TOTALS	719	148	208	356	383	-22	9	16	21

**STEVE CLIPPINGDALE** F #26 1978-80

Acquired from Los Angeles for Mike Marson, June 11, 1979. Released, October 1980.

	GP	G	A	PTS	PIM	+/-	PP	SH	GW
CAPS TOTALS	3	0	0	0	0	E	0	0	0
NHL TOTALS	19	1	2	3	9	3	0	0	0

**BEN CLYMER** F/D #27 2005-07

Signed as a free agent, Aug. 8, 2005. Contract bought out, June 24, 2008.

	GP	G	A	PTS	PIM	+/-	PP	SH	GW
CAPS TOTALS	143	23	30	53	116	-24	3	0	3
NHL TOTALS	438	52	77	129	367	-64	13	0	6

**BILL COLLINS** F #26 1976-78

Purchased from Philadelphia, Dec. 4, 1976. Became a free agent, June 1, 1978.

	GP	G	A	PTS	PIM	+/-	PP	SH	GW
CAPS TOTALS	128	21	23	44	44	-39	0	3	2
NHL TOTALS	768	157	154	311	415	-121	10	17	18

**SEAN COLLINS** F #53 2015-16

Signed as a free agent, July 1, 2015.

	GP	G	A	PTS	PIM	+/-	PP	SH	GW
CAPS TOTALS	2	0	0	0	2	-1	0	0	0
NHL TOTALS	21	0	3	3	10	-2	0	0	0

**SEAN COLLINS** D #62 2008-12

Signed as a free agent, March 17, 2007. Became a free agent, July 1, 2012.

	GP	G	A	PTS	PIM	+/-	PP	SH	GW
CAPS TOTALS	21	2	1	3	12	2	0	0	1
NHL TOTALS	21	2	1	3	12	2	0	0	1

**BRETT CONNOLLY** F #10 2016-19

Signed as a free agent, July 1, 2016. Became a free agent, July 1, 2019.

	GP	G	A	PTS	PIM	+/-	PP	SH	GW
CAPS TOTALS	217	52	44	96	94	27	6	0	10
NHL TOTALS	536	101	94	195	241	9	16	0	20

**MATT COOKE** F #24 2007-08

Acquired from Vancouver for Matt Pettinger, Feb. 26, 2008. Became a free agent, July 1, 2008.

	GP	G	A	PTS	PIM	+/-	PP	SH	GW
CAPS TOTALS	17	3	4	7	27	5	0	1	0
NHL TOTALS	1,046	167	231	398	1,135	61	7	15	25

**CHRIS CORRINET** F #48 2001-02

Capitals' 4th-round choice (107th overall) in the 1998 NHL Entry Draft.

	GP	G	A	PTS	PIM	+/-	PP	SH	GW
CAPS TOTALS	8	0	1	1	6	-4	0	0	0
NHL TOTALS	8	0	1	1	6	-4	0	0	0

**YVON CORRIVEAU** F #26 1985-90

Capitals' 1st choice (19th overall) in the 1985 Entry Draft. Traded to Hartford for Mike Liut, March 5, 1990. Acquired from Hartford with Mark Hunter for Nick Kypreos, July 30, 1992. Claimed by San Jose in 1992 Waiver Draft.

	GP	G	A	PTS	PIM	+/-	PP	SH	GW
CAPS TOTALS	146	23	18	41	220	11	1	0	2
NHL TOTALS	280	48	40	88	310	-9	6	0	3

**JOE CORVO** D #77 2009-10

Acquired from Carolina for Brian Pothier, Oskar Osala and a second-round choice in the 2011 Entry Draft, March 3, 2010. Became a free agent, July 1, 2010.

	GP	G	A	PTS	PIM	+/-	PP	SH	GW
CAPS TOTALS	18	2	4	6	2	-4	1	0	0
NHL TOTALS	708	92	218	310	241	25	40	2	21

**ALAIN COTE** D #39 1989-90

Acquired from Boston to complete Bob Gould trade, Oct. 2, 1989. Traded to Montreal for Marc Deschamps, June 22, 1990.

	GP	G	A	PTS	PIM	+/-	PP	SH	GW
CAPS TOTALS	2	0	0	0	7	-2	0	0	0
NHL TOTALS	119	2	18	20	124	4	0	0	0

**SYLVAIN COTE** D #3 1991-03

Acquired from Hartford Sept. 8, 1991, for Washington's 2nd choice in 1992 NHL Entry Draft (Andrei Nikolishin). Signed as a free agent July 7, 2000. Retired after the 2002-03 season.

	GP	G	A	PTS	PIM	+/-	PP	SH	GW
CAPS TOTALS	622	75	195	270	336	60	25	5	14
NHL TOTALS	1171	122	313	435	545	39	35	6	20

**TIM COULIS** F #20, 17 1979-80

Capitals' 2nd choice (18th overall) in 1978 Amateur Draft. Traded June 11, 1980, to Toronto with Robert Picard and Washington's 2nd choice in 1980 Entry Draft (Bob McGill) for Mike Palmateer and Toronto's 3rd choice in 1980 Entry Draft (Torrie Robertson).

	GP	G	A	PTS	PIM	+/-	PP	SH	GW
CAPS TOTALS	19	1	2	3	27	-6	0	0	0
NHL TOTALS	47	2	2	4	138	-13	0	0	0

\* ACTIVE PLAYER

# All-Time Player Register

GEOFF COURTNALL		F	#14						
Acquired from Edmonton for Greg Adams, July 22, 1988. Traded to St. Louis for Peter Zezel and Mike Lalor, July 13, 1990.									
GP	G	A	PTS	PIM	+/-	PP	SH	GW	
CAPS TOTAL	159	77	77	154	216	38	25	0	8
NHL TOTALS	1048	367	432	799	1465	121	107	2	55

BRUCE COWICK		F	#27		1974-75				
Acquired in 1974 Expansion Draft (9th pick) from Philadelphia. Claimed by St. Louis on waivers, May 28, 1975.									
GP	G	A	PTS	PIM	+/-	PP	SH	GW	
CAPS TOTALS	65	5	6	11	41	-42	0	0	0
NHL TOTALS	70	5	6	11	43	-41	0	0	0

JOEY CRABB		F	#15		2012-13				
Signed as a free agent, July 2, 2012. Became a free agent July 1, 2013.									
GP	G	A	PTS	PIM	+/-	PP	SH	GW	
CAPS TOTALS	26	2	0	2	8	-1	0	0	0
NHL TOTALS	179	20	33	53	100	-5	0	4	7

BOB CRAWFORD		F	#25		1986-87				
Acquired from New York Rangers with Kelly Miller and Mike Ridley for Bob Carpenter and Washington's 2nd choice in the 1990 Entry Draft (Jason Prosofsky), Jan. 1, 1987. Released, Feb. 28, 1987.									
GP	G	A	PTS	PIM	+/-	PP	SH	GW	
CAPS TOTALS	12	0	0	0	0	E	0	0	0
NHL TOTALS	246	71	71	142	72	-34	12	0	5

SHAWN CRONIN		D	#22		1988-89				
Signed as a free agent, June 6, 1988. Signed as a free agent with Philadelphia, June 12, 1989.									
GP	G	A	PTS	PIM	+/-	PP	SH	GW	
CAPS TOTALS	1	0	0	0	0	E	0	0	0
NHL TOTALS	292	3	18	21	877	-35	0	0	0

BRIAN CURRAN		D	#38		1993-94				
Contract acquired from Portland (AHL), Oct. 22, 1993.									
GP	G	A	PTS	PIM	+/-	PP	SH	GW	
CAPS TOTALS	26	1	0	1	61	-2	0	0	0
NHL TOTALS	381	7	33	40	1461	-14	0	0	0

GLEN CURRIE		F	#19, 28, 12		1979-85				
Capitals' 5th choice (38th overall) in 1978 Amateur Draft. Traded to Los Angeles for Daryl Evans, Sept. 9, 1985.									
GP	G	A	PTS	PIM	+/-	PP	SH	GW	
CAPS TOTALS	307	38	77	115	91	20	2	4	4
NHL TOTALS	326	39	79	118	100	18	3	4	4

JAKUB CUTTA		D	#36		00-04				
Capitals' 3rd choice (61st overall) in the 2000 Entry Draft.									
GP	G	A	PTS	PIM	+/-	PP	SH	GW	
CAPS TOTALS									
NHL TOTALS	8	0	0	0	0	-5	0	0	0

ULF DAHLEN		F	#10		1999-02				
Signed as a free agent, July 21, 1999. Became a free agent, July 1, 2002.									
GP	G	A	PTS	PIM	+/-	PP	SH	GW	
CAPS TOTALS	217	53	84	138	22	17	18	0	10
NHL TOTALS	966	301	354	655	230	-20	120	2	49

NICOLAS DESCHAMPS		F	#94		2013-14				
Acquired from Toronto for Kevin Marshall, March 14, 2013. Became a free agent, July 1, 2014.									
GP	G	A	PTS	PIM	+/-	PP	SH	GW	
CAPS TOTALS	3	0	0	0	0	-1	0	0	0
NHL TOTALS	3	0	0	0	0	-1	0	0	0

BRENDEN DILLON*		D	#4		2019-21				
Acquired from San Jose for a 2020 second round choice and conditional pick in 2021, Feb. 18, 2020. Traded to Winnipeg Jets in exchange for a 2022 second round choice and a 2023 second round choice, July 26, 2021.									
GP	G	A	PTS	PIM	+/-	PP	SH	GW	
CAPS TOTALS	66	2	17	19	70	13	0	0	0
NHL TOTALS	892	37	159	196	858	66	0	4	6

CHRISTIAN DJOOS		D	#29		2017-20				
Capitals' 7th choice (195th overall) in the 2012 Entry Draft. Traded to Anaheim for Daniel Sprong, Feb. 24, 2020.									
GP	G	A	PTS	PIM	+/-	PP	SH	GW	
CAPS TOTAL	110	4	20	24	14	23	0	0	0
NHL TOTALS	155	7	31	38	28	12	1	0	0

JASON DOIG		D	#54, 3		2002-04				
Signed as a free agent, Sept. 13, 2003. Became a free agent, July 1, 2004.									
GP	G	A	PTS	PIM	+/-	PP	SH	GW	
CAPS TOTALS	120	5	14	19	213	-15	0	0	1
NHL TOTALS	158	6	18	24	285	-21	0	0	1

DOUG DOULL		F	#51		2005-06				
Acquired from Phoenix for Dwayne Zinger, Feb. 3, 2006. Became a free agent, July 1, 2006.									
GP	G	A	PTS	PIM	+/-	PP	SH	GW	
CAPS TOTALS	2	0	0	0	19	-1	0	0	0
NHL TOTALS	37	0	1	1	151	1	0	0	0

NIC DOWD*		F	#26		2018-				
Signed as a free agent, July 1, 2018.									
GP	G	A	PTS	PIM	+/-	PP	SH	GW	
CAPS TOTALS	369	61	62	123	196	39	0	4	12
NHL TOTALS	500	70	79	149	251	15	2	4	15

JOHN DRUCE		F	#19		1988-92				
Capitals' 2nd choice (40th overall) in the 1985 Entry Draft. Traded to Winnipeg for Pat Elynuik, Oct. 1, 1992.									
GP	G	A	PTS	PIM	+/-	PP	SH	GW	
CAPS TOTALS	240	57	64	121	199	22	9	1	9
NHL TOTALS	531	113	126	239	347	6	14	2	10

PIERRICK DUBE*		F	#72		2024				
Signed as a free agent, July 2, 2023									
GP	G	A	PTS	PIM	+/-	PP	SH	GW	
CAPS TOTALS	3	0	0	0	2	1	0	0	0
NHL TOTALS	3	0	0	0	2	1	0	0	0

GAETAN DUCHESNE		F	#14		1981-87				
Capitals' 8th choice (152nd overall) in the 1981 Entry Draft. Traded June 13, 1987, to Quebec with Alan Haworth and Washington's 1st choice (Joe Sakic) in the 1987 Entry Draft for Clint Malarchuk and Dale Hunter.									
GP	G	A	PTS	PIM	+/-	PP	SH	GW	
CAPS TOTALS	451	87	138	225	251	68	3	6	16
NHL TOTALS	1028	179	254	433	102	617	9	14	28

\* ACTIVE PLAYER

# All-Time Player Register

## DENIS DUPERE F #15 1974-75

Acquired in 1974 Expansion Draft (10th pick) from Toronto. Traded to St. Louis for Ace Bailey and Stan Gilbertson, Feb. 10, 1975.

	GP	G	A	PTS	PIM	+/-	PP	SH	GW
CAPS TOTALS	53	20	15	35	8	-41	8	0	0
NHL TOTALS	421	80	99	179	66	-30	22	5	6

## MIKE EAGLES F #36 1994-00

Acquired from Winnipeg with Igor Ulanov for Washington's 3rd (later traded to Dallas-Sergei Gusev) and 5th (Brian Elder) choices in the 1995 Entry Draft, April 17, 1995. Became a free agent, July 1, 2000.

	GP	G	A	PTS	PIM	+/-	PP	SH	GW
CAPS TOTALS	266	13	22	35	206	-17	0	0	1
NHL TOTALS	853	74	122	196	928	-121	3	6	7

## CODY EAKIN F #50 2011-12

Capitals' 3rd choice (85th overall) in the 2009 Entry Draft on June 26, 2009. Traded to Dallas with Capitals' 54th choice (Mike Winther) in the 2012 Entry Draft for Mike Ribeiro, June 23, 2012.

	GP	G	A	PTS	PIM	+/-	PP	SH	GW
CAPS TOTALS	30	4	4	8	4	2	0	0	0
NHL TOTALS	701	110	146	256	278	-25	12	10	18

## ROLF EDBERG F #10 1978-81

Signed as a free agent June 10, 1978. Released after 1980-81 season.

	GP	G	A	PTS	PIM	+/-	PP	SH	GW
CAPS TOTALS	184	45	58	103	24	7	5	1	9
NHL TOTALS	184	45	58	103	24	7	5	1	9

## JOEL EDMUNDSON\* D #6 2023-24

Acquired from Montreal for a third-round pick (originally from Minnesota) and a seventh-round pick in the 2024 NHL Draft, July 1, 2023. Traded to Toronto for a third-round pick in the 2024 NHL Draft and a fifth-round pick in the 2025 NHL Draft.

	GP	G	A	PTS	PIM	+/-	PP	SH	GW
CAPS TOTALS	44	1	5	6	19	-5	0	0	0
NHL TOTALS	530	29	81	110	461	21	0	0	2

## JACK EGGERS F #11 1974-76

Acquired in 1974 Expansion Draft (24th pick) from New York Rangers. Contract expired April 1976.

	GP	G	A	PTS	PIM	+/-	PP	SH	GW
CAPS TOTALS	26	6	5	11	16	-16	3	0	1
NHL TOTALS	284	64	69	133	154	2	18	0	10

## LARS ELLER\* F #20 2016-23

Acquired via trade with Montreal for two second round picks (2017, 2018), June, 24, 2016. Traded to Colorado for a second-round pick in the 2025 NHL Draft, March 1, 2023.

	GP	G	A	PTS	PIM	+/-	PP	SH	GW
CAPS TOTALS	488	87	121	208	256	5	5	3	10
NHL TOTALS	1,036	178	224	402	599	-25	17	9	28

## MIKA ELOMO F #23 1999-00

Capitals' 2nd choice (23rd overall) in the 1995 Entry Draft. Traded to Calgary for 2nd choice in the 2000 Entry Draft (Matt Pettinger), June 27, 2000.

	GP	G	A	PTS	PIM	+/-	PP	SH	GW
99-00	2	0	1	1	2	1	0	0	0
NHL TOTALS	2	0	1	1	2	1	0	0	0

## PAT ELYNUIK F #19 1992-94

Acquired from Winnipeg for John Druce, Oct. 1, 1992. Traded to Tampa Bay for a conditional draft pick (traded back to Tampa Bay for Joe Reekie), Oct. 16, 1993.

	GP	G	A	PTS	PIM	+/-	PP	SH	GW
92-93	80	22	35	57	66	3	8	0	1
93-94	4	1	1	2	0	-3	1	0	0
TOTAL	84	23	36	59	66	E	9	0	1
NHL TOTALS	506	154	188	342	459	-33	56	1	16

\* ACTIVE PLAYER

## STEVE EMINGER D #44, 8 2002-08

Capitals' 1st choice (12th overall) in 2002 Entry Draft. Traded to Philadelphia with Washington's 3rd choice (Jacob Desserres) in the 2008 Entry Draft for Philadelphia's 1st choice (John Carlson) in the 2008 Entry Draft, June 20, 2008.

	GP	G	A	PTS	PIM	+/-	PP	SH	GW
CAPS TOTALS	212	6	37	43	221	-44	1	0	0
NHL TOTALS	488	19	80	99	359	-42	3	0	3

## BRIAN ENGBLOM D #9 1982-84

Acquired from Montreal with Doug Jarvis, Rod Langway and Craig Laughlin for Rick Green and Ryan Walter, Sept. 10, 1982. Traded to Los Angeles with Ken Houston for Larry Murphy, Oct. 18, 1983.

	GP	G	A	PTS	PIM	+/-	PP	SH	GW
CAPS TOTALS	79	5	23	28	67	-8	4	0	0
NHL TOTALS	659	29	177	206	599	157	11	0	0

## MARTIN ERAT F #10 2012-14

Acquired from Nashville with Michael Latta in exchange for Filip Forsberg, April 3, 2013. Traded to Arizona with John Mitchell for Chris Brown, Rostislav Klesla and a fourth-round pick (Callum Booth) in the 2015 NHL Draft, March 4, 2014.

	GP	G	A	PTS	PIM	+/-	PP	SH	GW
CAPS TOTALS	62	2	25	27	26	1	0	0	1
NHL TOTALS	881	176	369	545	506	-6	45	2	28

## BRYAN ERICKSON F #24 1983-85

Signed as a free agent from Minnesota (WCHA), April 5, 1983. Traded to Los Angeles for Bruce Shoebottom, Oct. 31, 1985.

	GP	G	A	PTS	PIM	+/-	PP	SH	GW
CAPS TOTALS	102	27	30	57	36	2	5	0	3
NHL TOTALS	351	80	125	205	141	3	21	2	13

## JOHN ERSKINE D #4 2006-13

Signed as a free agent, Sept. 14, 2006. Became a free agent, July 1, 2015.

	GP	G	A	PTS	PIM	+/-	PP	SH	GW
CAPS TOTALS	350	12	37	49	529	14	0	0	2
NHL TOTALS	491	15	39	54	865	-17	0	0	2

## DARYL EVANS F #21, 24 1985-86

Acquired from Los Angeles for Glen Currie, Sept. 9, 1985. Became a free agent, July 3, 1986.

	GP	G	A	PTS	PIM	+/-	PP	SH	GW
CAPS TOTALS	6	0	1	1	0	-1	0	0	0
NHL TOTALS	113	22	30	52	25	-16	2	1	0

## DEAN EVASON F #29, 28 1983-85

Capitals' 3rd choice (89th overall) in the 1982 Entry Draft. Traded to Hartford with Peter Sidorkiewicz for David Jensen, March 12, 1985.

	GP	G	A	PTS	PIM	+/-	PP	SH	GW
CAPS TOTALS	17	3	4	7	4	9	0	0	1
NHL TOTALS	803	139	233	372	1002	-86	30	8	15

## BRIAN FAHEY D #44 2010-11

Signed as a free agent, July 7, 2010.

	GP	G	A	PTS	PIM	+/-	PP	SH	GW
CAPS TOTALS	7	0	1	1	2	-1	0	0	0
NHL TOTALS	7	0	1	1	2	-1	0	0	0

## MIKE FARRELL F #47, 41 2001-03

Capitals' 9th choice (220th overall) in the 1998 NHL Entry Draft. Traded to Nashville for Alexander Riazantsev, July 14, 2003.

	GP	G	A	PTS	PIM	+/-	PP	SH	GW
CAPS TOTALS	12	0	0	0	2	E	0	0	0
NHL TOTALS	13	0	0	0	2	E	0	0	0

# All-Time Player Register

**RICO FATA** F #20, 22 2005-07

Claimed off waivers from Atlanta, March 9, 2005. Waived, Oct. 31, 2006.

	GP	G	A	PTS	PIM	+/-	PP	SH	GW
CAPS TOTALS	31	4	4	8	10	6	1	0	0
NHL TOTALS	230	27	36	63	104	-60	7	2	1

**SERGEI FEDOROV** F/D #91 2007-09

Acquired from Columbus for Theo Ruth, Feb. 26, 2008. Became a free agent, July 1, 2009.

	GP	G	A	PTS	PIM	+/-	PP	SH	GW
CAPS TOTALS	70	13	33	46	58	2	3	0	3
NHL TOTALS	1248	483	696	1179	839	261	144	36	93

**MARTIN FEHERVARY\*** D #42 2019-

Capitals' 2nd choice (46th overall) in the 2018 NHL Draft.

	GP	G	A	PTS	PIM	+/-	PP	SH	GW
CAPS TOTALS	218	17	33	50	87	-5	0	1	3
NHL TOTALS	218	17	33	50	87	-5	0	1	3

**ERIC FEHR** F #50, 14, 16 2005-15

Capitals' 1st choice (18th overall) in the 2003 Entry Draft. Traded to Winnipeg in exchange for Dannick Paquette and a fourth-round pick in the 2012 NHL Entry Draft on July 8, 2011. Signed as a free agent on Jan. 12, 2013. Signed by Pittsburgh as a free agent, July 28, 2015.

	GP	G	A	PTS	PIM	+/-	PP	SH	GW
CAPS TOTALS	419	87	87	174	140	55	10	2	15
NHL TOTALS	652	113	108	221	217	49	10	6	21

**CHRIS FELIX** D #6, 28 1988-91

Signed as a free agent, March 1, 1987. Signed to play in Austria, May 1991.

	GP	G	A	PTS	PIM	+/-	PP	SH	GW
CAPS TOTALS	35	1	12	13	10	1	1	0	0
NHL TOTALS	35	1	12	13	10	1	1	0	0

**MARK FERNER** D #40, 29, 36 1989-91

Acquired from Buffalo for Scott McCrory, June 1, 1989. Traded to Toronto for the Maple Leafs' 12th-round pick in the 1992 Entry Draft, Feb. 27, 1992.

	GP	G	A	PTS	PIM	+/-	PP	SH	GW
CAPS TOTALS	9	0	1	1	4	-3	0	0	0
NHL TOTALS	91	3	10	13	51	-23	0	0	0

**CHRIS FERRARO** F #27 2001-02

Acquired from New Jersey for future considerations Aug. 22, 2001. Became a free agent July 1, 2003.

	GP	G	A	PTS	PIM	+/-	PP	SH	GW
CAPS TOTALS	1	0	1	1	0	0	0	0	0
NHL TOTALS	74	7	9	16	57	-2	1	0	0

**PETER FERRARO** F #28 2001-02

Signed as a free agent, Aug. 1, 2001. Became a free agent July 1, 2003.

	GP	G	A	PTS	PIM	+/-	PP	SH	GW
CAPS TOTALS	4	0	1	1	0	-1	0	0	0
NHL TOTALS	92	9	15	24	58	-1	1	0	1

**TOMAS FLEISCHMANN** F #43, 14 2005-11

Acquired from Detroit with Detroit's 1st choice in the 2004 Entry Draft (Mike Green) and their 4th choice in the 2006 Entry Draft (Luke Lynes) for Robert Lang, Feb. 27, 2004. Traded Nov. 30, 2010, to Colorado for Scott Hannan.

	GP	G	A	PTS	PIM	+/-	PP	SH	GW
CAPS TOTALS	283	60	78	138	84	-11	16	0	11
NHL TOTALS	657	137	198	335	200	-43	29	2	23

\* ACTIVE PLAYER

**COLIN FORBES** F #36 2001-06

Signed as a free agent, Jan. 8, 2002. Became a free agent, July 1, 2004. Acquired from Carolina for Stephen Peat, Dec. 28, 2005. Became a free agent July 1, 2006.

	GP	G	A	PTS	PIM	+/-	PP	SH	GW
CAPS TOTALS	54	5	3	8	17	-6	0	1	1
NHL TOTALS	311	33	28	61	213	-20	2	2	7

**DAVE FORBES** F #21, 8 1977-79

Claimed from Boston in the waiver draft, Sept. 11, 1977. Released and signed by Cincinnati (WHA), Oct. 25, 1978.

	GP	G	A	PTS	PIM	+/-	PP	SH	GW
CAPS TOTALS	79	11	12	23	121	-34	0	0	0
NHL TOTALS	363	64	64	128	341	25	0	6	5

**ALEX FORSYTH** F #24 2001-04

Capitals' 1st choice (18th overall) in the 1975 Amateur Draft. Became free agent, June 1, 1978.

	GP	G	A	PTS	PIM	+/-	PP	SH	GW
CAPS TOTALS	1	0	0	0	0	E	0	0	0
NHL TOTALS	1	0	0	0	0	E	0	0	0

**JEAN-FRANCOIS FORTIN** D #58, 36 2001-04

Capitals' 2nd choice (90th overall) in 2001 Entry Draft. Became a free agent, July 1, 2006.

	GP	G	A	PTS	PIM	+/-	PP	SH	GW
CAPS TOTALS	71	1	4	5	42	-4	0	0	0
NHL TOTALS	71	1	4	5	42	-4	0	0	0

**LOU FRANCESCHETTI** F #18, 32, 25 1981-89

Capitals' 8th choice (71st overall) in the 1978 Amateur Draft. Traded June 10, 1989, to Toronto for Toronto's 5th choice (Mark Oueimet) in 1990 Entry Draft.

	GP	G	A	PTS	PIM	+/-	PP	SH	GW
CAPS TOTALS	327	36	58	94	562	-20	1	0	6
NHL TOTALS	459	59	81	140	747	-32	1	2	11

**JEFF FRIESEN** F #12, 41 2005-06

Acquired from New Jersey for Washington's 3rd choice in the 2006 Entry Draft (Kirill Tulupov), Sept. 26, 2005. Traded to Anaheim for Anaheim's 2nd choice in the 2006 Entry Draft (Keith Seabrook), March 9, 2006.

	GP	G	A	PTS	PIM	+/-	PP	SH	GW
CAPS TOTALS	33	3	4	7	24	-11	0	0	0
NHL TOTALS	893	218	298	516	488	-8	54	15	34

**LARRY FULLAN** F #24 1974-75

Acquired in the 1974 Expansion Draft (23rd pick) from Montreal. Contract expired April 1976.

	GP	G	A	PTS	PIM	+/-	PP	SH	GW
CAPS TOTALS	4	1	0	1	0	-2	1	0	0
NHL TOTALS	4	1	0	1	0	-2	1	0	0

**OWEN FUSSEY** F #63 2003-04

Capitals' 2nd choice (90th overall) in the 2001 Entry Draft. Became a free agent July 1, 2006.

	GP	G	A	PTS	PIM	+/-	PP	SH	GW
CAPS TOTALS	4	0	1	1	0	-1	0	0	0
NHL TOTALS	4	0	1	1	0	-1	0	0	0

**STANISLAV GALIEV** F #49 2014-15

Capitals' 3rd choice (86th overall) in the 2010 Entry Draft.

	GP	G	A	PTS	PIM	+/-	PP	SH	GW
CAPS TOTALS	26	1	3	4	4	3	0	0	0
NHL TOTALS	26	1	3	4	4	3	0	0	0

# All-Time Player Register

<b>GARRY GALLEY</b>	<b>D</b>	<b>#2, 12</b>	<b>1986-88</b>					
Acquired from Los Angeles for Al Jensen, Feb. 14, 1987. Became a free agent, July 1, 1988.								
GP	G	A	PTS	PIM	+/-	PP	SH	GW
CAPS TOTALS	76	8	33	41	54	14	4	0
NHL TOTALS	1149	125	475	600	1218	2	50	6

<b>PAUL GARDNER</b>	<b>F</b>	<b>#30</b>	<b>1984-85</b>					
Signed as free agent from Pittsburgh, July 17, 1984. Retired following 1984-85 season.								
GP	G	A	PTS	PIM	+/-	PP	SH	GW
CAPS TOTALS	12	2	4	6	6	-1	2	0
NHL TOTALS	447	201	201	402	207	-121	105	0

<b>MIKE GARTNER</b>	<b>F</b>	<b>#11</b>	<b>1979-89</b>					
Capitals' 1st choice (4th overall) in 1979 Entry Draft. Traded to Minnesota with Larry Murphy for Dino Ciccarelli and Bob Rouse, March 7, 1989.								
GP	G	A	PTS	PIM	+/-	PP	SH	GW
CAPS TOTAL	758	397	392	789	770	60	98	11
NHL TOTALS	1432	708	627	1335	1159	67	217	23

<b>MARTIN GENDRON</b>	<b>F</b>	<b>#34</b>	<b>1994-96</b>					
Capitals' 4th choice (71st overall) in the 1992 Entry Draft. As a free agent, had rights traded along with Washington's 6th choice in 1998 Entry Draft (Jonathan Pelletier) to Chicago for Chicago's 5th choice in the 1998 Entry Draft (Erik Wendell), Oct. 10, 1997.								
GP	G	A	PTS	PIM	+/-	PP	SH	GW
CAPS TOTALS	28	4	2	6	10	-2	0	0
NHL TOTALS	30	4	2	6	10	-3	0	0

<b>SHANE GERSICH</b>	<b>F</b>	<b>#63</b>	<b>2017-18</b>					
Capitals' 5th choice (134th overall) in the 2014 NHL Draft								
GP	G	A	PTS	PIM	+/-	PP	SH	GW
CAPS TOTALS	3	0	1	1	0	E	0	0
NHL TOTALS	3	0	1	1	0	E	0	0

<b>DOUG GIBSON</b>	<b>F</b>	<b>#29</b>	<b>1977-78</b>					
Purchased on waivers from Boston, May 31, 1977. Released after 1979-80 season.								
GP	G	A	PTS	PIM	+/-	PP	SH	GW
CAPS TOTALS	11	2	1	3	0	-3	0	0
NHL TOTALS	63	9	19	28	0	4	1	1

<b>STAN GILBERTSON</b>	<b>F</b>	<b>#15</b>	<b>1974-76</b>					
Acquired from St. Louis with Ace Bailey for Denis Dupere, Feb. 10, 1975. Traded to Pittsburgh for Harvey Bennett, Dec. 16, 1975.								
GP	G	A	PTS	PIM	+/-	PP	SH	GW
CAPS TOTALS	56	24	21	45	18	-62	7	0
NHL TOTALS	428	85	89	174	148	-168	21	0

<b>BOB GIRARD</b>	<b>F</b>	<b>#10, 26</b>	<b>1977-80</b>					
Acquired from Cleveland with Cleveland's 2nd choice in the 1978 Entry Draft (Paul MacKinnon) for Walt McKechnie, Dec. 8, 1977. Became a free agent, June 1, 1980.								
GP	G	A	PTS	PIM	+/-	PP	SH	GW
CAPS TOTALS	132	18	29	47	42	-18	1	0
NHL TOTALS	305	45	69	114	140	-53	5	1

<b>ALEXANDRE GIROUX</b>	<b>F</b>	<b>#39, 33</b>	<b>2006-07</b>					
Signed as a free agent, July 14, 2006. Became a free agent, July 1, 2007. Acquired from Atlanta for Joe Motzko, Feb. 26, 2008. Became a free agent, July 1, 2010.								
GP	G	A	PTS	PIM	+/-	PP	SH	GW
CAPS TOTALS	30	4	5	9	16	3	0	1
NHL TOTALS	48	6	6	12	26	-2	0	1

\* ACTIVE PLAYER

<b>TIM GLEASON</b>	<b>D</b>	<b>#6</b>	<b>2014-15</b>					
Acquired from Carolina for Jack Hillen and Washington's 4th round pick in the 2015 Entry Draft, Feb. 28, 2015. Became a free agent, July 1, 2015.								
GP	G	A	PTS	PIM	+/-	PP	SH	GW
CAPS TOTALS	17	0	2	2	11	5	0	0
NHL TOTALS	727	17	125	142	701	-37	2	1

<b>CURTIS GLENCROSS</b>	<b>F</b>	<b>#22</b>	<b>2014-15</b>					
Acquired from Calgary for Washington's 2nd and 3rd round picks in the 2015 Entry Draft, March 1, 2015. Became a free agent, July 1, 2015.								
GP	G	A	PTS	PIM	+/-	PP	SH	GW
CAPS TOTALS	18	4	3	7	6	-1	2	0
NHL TOTALS	507	134	141	275	351	4	25	8

<b>EDDY GODIN</b>	<b>F</b>	<b>#18</b>	<b>1977-79</b>					
Capitals' 3rd choice (39th overall) in 1977 Amateur Draft. Became a free agent, June 1, 1982.								
GP	G	A	PTS	PIM	+/-	PP	SH	GW
CAPS TOTALS	27	3	6	9	12	-16	0	0
NHL TOTALS	27	3	6	9	12	-16	0	0

<b>SERGEI GONCHAR</b>	<b>D</b>	<b>#55</b>	<b>1994-04</b>					
Capitals' 1st choice (14th overall) in the 1992 Entry Draft. Traded to Boston for Shaone Morrisonn and Boston's 1st (Jeff Schultz) and 2nd (Michail Yunkov) choices in the 2004 Entry Draft, March 3, 2004.								
GP	G	A	PTS	PIM	+/-	PP	SH	GW
CAPS TOTALS	654	144	272	416	517	51	53	1
NHL TOTALS	1,301	220	591	811	981	33	102	2

<b>ANDREW GORDON</b>	<b>F</b>	<b>#63</b>	<b>2008-11</b>					
Capitals' 11th choice (197th overall) in the 2004 Entry Draft. Became a free agent, July 1, 2011.								
GP	G	A	PTS	PIM	+/-	PP	SH	GW
CAPS TOTALS	12	1	1	2	0	-4	0	0
NHL TOTALS	55	3	4	7	6	-15	0	0

<b>BOYD GORDON</b>	<b>F</b>	<b>#15</b>	<b>2003-11</b>					
Capitals' 3rd choice (17th overall) in the 2002 Entry Draft. Became a free agent, July 1, 2011.								
GP	G	A	PTS	PIM	+/-	PP	SH	GW
CAPS TOTALS	363	27	58	85	82	-3	0	5
NHL TOTALS	693	55	105	160	147	-21	2	9

<b>BOBBY GOULD</b>	<b>F</b>	<b>#23</b>	<b>1981-89</b>					
Acquired Nov. 24, 1981, from Calgary with Randy Holt for Pat Ribble and Washington's 2nd choice (Todd Francis) in 1983 Entry Draft. Traded to Boston for future considerations (Alain Cote), Sept. 28, 1989.								
GP	G	A	PTS	PIM	+/-	PP	SH	GW
CAPS TOTALS	600	134	142	276	476	43	6	6
NHL TOTALS	697	145	159	304	572	37	6	6

<b>MIKHAIL GRABOVSKI</b>	<b>F</b>	<b>#84</b>	<b>2013-14</b>					
Signed Aug. 23, 2013. Became a free agent, July 1, 2014.								
GP	G	A	PTS	PIM	+/-	PP	SH	GW
CAPS TOTALS	58	13	22	35	26	6	3	0
NHL TOTALS	534	125	171	296	312	5	27	1

<b>JEAN-LUC GRAND-PIERRE</b>	<b>F</b>	<b>#34</b>	<b>2003-04</b>					
Claimed off waivers from Atlanta, March 9, 2004. Became a free agent, July 1, 2004.								
GP	G	A	PTS	PIM	+/-	PP	SH	GW
CAPS TOTALS	13	1	0	1	14	-2	0	0
NHL TOTALS	269	7	13	20	311	-53	0	1

<b>TYLER GRAOVAC</b>	<b>F</b>	<b>#91</b>	<b>2017-18</b>					
Acquired from Minnesota for Washington's 5th round pick in the 2018 Entry Draft, June 14, 2017. Became a free agent July 1, 2018.								
GP	G	A	PTS	PIM	+/-	PP	SH	GW
CAPS TOTALS	5	0	0	0	2	-3	0	0
NHL TOTALS	84	12	3	15	20	-2	3	0

# All-Time Player Register

<b>BENOIT GRATTON</b>	<b>F</b>	<b>#48</b>	<b>1995-1999</b>					
Capitals' 6th choice (105th overall) in the 1995 Entry Draft. Traded to Calgary for Steve Shirreffs, Aug. 18, 1999.								
GP	G	A	PTS	PIM	+/-	PP	SH	GW
CAPS TOTALS	22	4	4	8	22	E	0	0
NHL TOTALS	58	6	10	16	58	E	0	0

<b>JOSH GREEN</b>	<b>F</b>	<b>#8</b>	<b>2002-03</b>					
Claimed off waivers from NY Rangers Jan. 15, 2003. Became a free agent July 1, 2003.								
GP	G	A	PTS	PIM	+/-	PP	SH	GW
02-03	21	1	2	3	7	1	0	0
NHL TOTALS	334	35	39	74	199	-10	4	0

<b>MIKE GREEN</b>	<b>D</b>	<b>#52</b>	<b>2005-15</b>					
Capitals' 3rd choice (29th overall) in the 2004 Entry Draft. Signed as a free agent by Detroit, July 1, 2015.								
GP	G	A	PTS	PIM	+/-	PP	SH	GW
CAPS TOTALS	575	113	247	360	416	58	52	1
NHL TOTALS	880	150	351	501	592	-17	62	1

<b>RICK GREEN</b>	<b>D</b>	<b>#5</b>	<b>1976-82</b>					
Capitals' 1st choice (1st overall) in the 1976 Amateur Draft. Traded to Montreal with Ryan Walter for Brian Engblom, Doug Jarvis, Rod Langway and Craig Laughlin, Sept. 9, 1982.								
GP	G	A	PTS	PIM	+/-	PP	SH	GW
CAPS TOTALS	377	31	127	158	381	-137	10	1
NHL TOTALS	845	43	220	263	588	-91	13	1

<b>JEFF GREENLAW</b>	<b>F</b>	<b>#24</b>	<b>1986-93</b>					
Capitals' 1st pick (19th overall) in the 1986 Entry Draft. Became a free agent, July 1, 1993.								
GP	G	A	PTS	PIM	+/-	PP	SH	GW
CAPS TOTALS	53	3	5	8	106	-1	0	0
NHL TOTALS	57	3	6	9	108	-2	0	0

<b>MIKE GRIER</b>	<b>F</b>	<b>#25</b>	<b>2003-04</b>					
Acquired from Edmonton for Washington's 2nd (later traded to NY Islanders-Evgeni Tunik) and Vancouver's 3rd (Zachery Stortini) choices in the 2003 Entry Draft, Oct. 2, 2002. Traded to Buffalo for Jakub Klepis, March 9, 2004.								
GP	G	A	PTS	PIM	+/-	PP	SH	GW
CAPS TOTALS	150	23	29	52	68	-33	3	2
NHL TOTALS	1060	162	221	383	510	-9	16	20

<b>JOHN GRUDEN</b>	<b>D</b>	<b>#17</b>	<b>2003-04</b>					
Signed as a free agent, July 18, 2003. Became a free agent, July 1, 2004.								
GP	G	A	PTS	PIM	+/-	PP	SH	GW
CAPS TOTALS	11	1	0	1	6	-1	0	0
NHL TOTALS	92	1	8	9	46	-4	0	0

<b>BOB GRYP</b>	<b>F</b>	<b>#12, 19</b>	<b>1974-76</b>					
Acquired in 1974 Expansion Draft (6th pick) from Boston. Retired, April 1976.								
GP	G	A	PTS	PIM	+/-	PP	SH	GW
CAPS TOTALS	73	11	13	24	33	-42	0	0
NHL TOTALS	74	11	13	24	33	-44	0	0

<b>RADKO GUDAS*</b>	<b>D</b>	<b>#33</b>	<b>2019-20</b>					
Acquired from Philadelphia for Matt Niskanen, June 14, 2019. Became free agent, Oct. 9, 2020.								
GP	G	A	PTS	PIM	+/-	PP	SH	GW
CAPS TOTALS	63	2	13	15	40	15	0	0
NHL TOTALS	748	39	143	182	971	87	1	1

<b>BENGT GUSTAFSSON</b>	<b>F</b>	<b>#16</b>	<b>1979-80</b>					
Capitals' 7th choice (55th overall) in 1978 Amateur Draft. Returned to Sweden after 1985-86 season. Re-signed with Capitals in May 1987. Returned to Sweden in May 1989. Rights claimed by Detroit in 1990 Waiver Draft.								
GP	G	A	PTS	PIM	+/-	PP	SH	GW
CAPS TOTALS	629	196	359	555	196	31	49	17
NHL TOTALS	629	196	359	555	196	31	49	17

<b>ERIK GUSTAFSSON*</b>	<b>D</b>	<b>#56</b>	<b>2022-23</b>					
Signed as a free agent, July 13, 2022. Traded to Toronto with Boston's first-round pick in the 2023 NHL Draft for Rasmus Sandin.								
GP	G	A	PTS	PIM	+/-	PP	SH	GW
CAPS TOTALS	61	7	31	38	21	9	0	0
NHL TOTALS	455	45	177	222	143	4	6	0

<b>CARL HAGELIN</b>	<b>F</b>	<b>#62</b>	<b>2018-22</b>					
Acquired from Los Angeles for Washington's third round pick in the 2019 NHL Draft (Lukas Parik) and a conditional sixth round pick in the 2020 NHL Draft, Feb. 21, 2019.								
GP	G	A	PTS	PIM	+/-	PP	SH	GW
CAPS TOTALS	187	20	46	66	65	36	0	2
NHL TOTALS	713	110	186	296	293	119	2	6

<b>CHRIS HAJT</b>	<b>D</b>	<b>#75</b>	<b>2003-04</b>					
Signed as a free agent, July 23, 2002. Became a free agent, July 1, 2004.								
GP	G	A	PTS	PIM	+/-	PP	SH	GW
CAPS TOTALS	5	0	0	0	2	E	0	0
NHL TOTALS	6	0	0	0	2	-1	0	0

<b>JEFF HALPERN</b>	<b>F</b>	<b>#11, 15</b>	<b>1999-2012</b>					
Signed as a free agent, July 23, 2002. Became a free agent, July 1, 2004. Signed as a free agent, July 1, 2011. Became a free agent, July 1, 2012.								
GP	G	A	PTS	PIM	+/-	PP	SH	GW
CAPS TOTALS	507	91	139	230	375	1	20	7
NHL TOTALS	976	152	221	373	641	-43	28	10

<b>TREVOR HALVERSON</b>	<b>F</b>	<b>#18</b>	<b>1998-99</b>					
Capitals' 1st choice (21st overall) in 1991 Entry Draft. Became a free agent, July 1, 2000.								
GP	G	A	PTS	PIM	+/-	PP	SH	GW
CAPS TOTALS	17	0	4	4	28	-5	0	0
NHL TOTALS	17	0	4	4	28	-5	0	0

<b>HARDY HAMAN AKTELL*</b>	<b>D</b>	<b>#4</b>	<b>2023-24</b>					
Signed as a free agent, April 27, 2023.								
GP	G	A	PTS	PIM	+/-	PP	SH	GW
CAPS TOTALS	6	0	1	1	2	-2	0	0
NHL TOTALS	6	0	1	1	2	-2	0	0

<b>ROMAN HAMRLIK</b>	<b>D</b>	<b>#44</b>	<b>2011-13</b>					
Signed as a free agent, July 1, 2011. Claimed by NY Rangers on waivers March 6, 2013.								
GP	G	A	PTS	PIM	+/-	PP	SH	GW
CAPS TOTALS	72	2	12	14	36	11	0	0
NHL TOTALS	1,395	155	483	638	1,408	-49	62	5

<b>AL HANGSLEBEN</b>	<b>F</b>	<b>#12</b>	<b>1979-82</b>					
Acquired from Hartford for Tom Rowe, Jan. 17, 1980. Released Dec. 10, 1981.								
GP	G	A	PTS	PIM	+/-	PP	SH	GW
CAPS TOTALS	130	16	27	43	262	-9	2	0
NHL TOTALS	185	21	48	69	396	3	2	0

<b>SCOTT HANNAN</b>	<b>D</b>	<b>#23</b>	<b>2010-11</b>					
Acquired, Nov. 30, 2010, from Colorado for Tomas Fleischmann. Became a free agent, July 1, 2011.								
GP	G	A	PTS	PIM	+/-	PP	SH	GW
CAPS TOTALS	55	1	4	5	28	3	0	0
NHL TOTALS	1,055	38	179	217	625	2	3	1

\* ACTIVE PLAYER

# All-Time Player Register

<b>DAVID HARLOCK</b>	<b>D</b>	<b>#43</b>	<b>1997-98</b>					
Signed as a free agent, Aug. 31, 1997. Became a free agent, July 1, 1998.								
GP	G	A	PTS	PIM	+/-	PP	SH	GW
<b>CAPS TOTALS</b>	6	0	0	4	2	0	0	0
<b>NHL TOTALS</b>	212	2	14	16	188	-55	0	0

<b>KEVIN HATCHER</b>	<b>D</b>	<b>#4, 29</b>	<b>1984-94</b>					
Capitals' 1st choice (17th overall) in the 1984 Entry Draft. Traded to Dallas for Mark Tinordi and the rights to Rick Mrozik, Jan. 18, 1995.								
GP	G	A	PTS	PIM	+/-	PP	SH	GW
<b>CAPS TOTALS</b>	685	149	277	426	999	-10	50	5
<b>NHL TOTALS</b>	1157	227	450	677	1392	-27	91	8

<b>GARNET HATHAWAY*</b>	<b>F</b>	<b>#21</b>	<b>2019-23</b>					
Signed as a free agent, July 1, 2019. Traded to Boston with Dmitry Orlov for a first-round pick in the 2023 NHL Draft, a second-round pick in the 2025 NHL Draft, a third-round pick in the 2024 NHL Draft and Craig Smith, Feb. 23, 2023.								
GP	G	A	PTS	PIM	+/-	PP	SH	GW
<b>CAPS TOTALS</b>	257	38	38	76	254	38	0	6
<b>NHL TOTALS</b>	539	65	74	139	622	46	0	4

<b>ALAN HAWORTH</b>	<b>F</b>	<b>#15</b>	<b>1982-87</b>					
Acquired from Buffalo with Sabres' 3rd-round pick in the 1982 Entry Draft (Milan Novy) for Capitals' 2nd (Mike Anderson) and 4th (Timo Jutila) choices in the 1982 Entry Draft, June 9, 1982. Traded to Quebec with Gaetan Duchesne and Capitals' 1st choice (Joe Sakic) in the 1987 Entry Draft for Dale Hunter and Clint Malarchuk, June 13, 1987.								
GP	G	A	PTS	PIM	+/-	PP	SH	GW
<b>CAPS TOTALS</b>	346	129	139	268	249	67	32	0
<b>NHL TOTALS</b>	524	189	211	400	425	62	45	0

<b>DWAYNE HAY</b>	<b>F</b>	<b>#42</b>	<b>1997-98</b>					
Capitals' 3rd choice (43rd overall) in the 1995 Amateur Draft. Traded to Florida in exchange for Esa Tikkanen and future considerations, March 9, 1998.								
GP	G	A	PTS	PIM	+/-	PP	SH	GW
<b>CAPS TOTALS</b>	2	0	0	2	E	0	0	0
<b>NHL TOTALS</b>	79	2	4	6	22	-7	0	0

<b>TIMO HELBLING</b>	<b>D</b>	<b>#51</b>	<b>2006-07</b>					
Signed as a free agent, Aug. 9, 2006. Traded to Buffalo with Dainius Zubrus for Jiri Novotny and Buffalo's 1st choice (later traded to San Jose-Nick Petrecki), Feb. 27, 2007.								
GP	G	A	PTS	PIM	+/-	PP	SH	GW
<b>CAPS TOTALS</b>	2	0	0	2	-1	0	0	0
<b>NHL TOTALS</b>	11	0	1	1	8	-4	0	0

<b>BRYAN HELMER</b>	<b>D</b>	<b>#43</b>	<b>2008-09</b>					
Signed as a free agent, Nov. 28, 2008. Became a free agent, July 1, 2009.								
GP	G	A	PTS	PIM	+/-	PP	SH	GW
<b>CAPS TOTALS</b>	12	0	3	3	-1	0	0	0
<b>NHL TOTALS</b>	146	8	18	26	135	7	3	0

<b>ARCHIE HENDERSON</b>	<b>F</b>	<b>#31</b>	<b>1980-81</b>					
Capitals' 10th choice (165th overall) in the 1977 Amateur Draft. Became a free agent after 1980-81 season.								
GP	G	A	PTS	PIM	+/-	PP	SH	GW
<b>CAPS TOTALS</b>	7	1	0	1	28	-1	0	0
<b>NHL TOTALS</b>	23	3	1	4	92	-3	0	0

<b>MATT HENDRICKS</b>	<b>F</b>	<b>#26</b>	<b>2010-13</b>					
Signed as a free agent, Sept. 27, 2010. Became a free agent July 5, 2013.								
GP	G	A	PTS	PIM	+/-	PP	SH	GW
<b>CAPS TOTALS</b>	203	18	24	42	278	-6	1	4
<b>NHL TOTALS</b>	607	54	62	116	722	-41	1	4

\* ACTIVE PLAYER

<b>ALEX HENRY</b>	<b>F</b>	<b>#45</b>	<b>2002-03</b>					
Claimed off waivers from Edmonton, Oct. 24, 2002. Claimed off waivers by Minnesota, Oct. 9, 2003.								
GP	G	A	PTS	PIM	+/-	PP	SH	GW
<b>CAPS TOTALS</b>	38	0	0	0	80	-4	0	0
<b>NHL TOTALS</b>	177	2	9	11	269	-7	0	0

<b>MATT HERR</b>	<b>F</b>	<b>#26</b>	<b>1998-01</b>					
Capitals' 4th choice (93rd overall) in the 1994 Entry Draft. Traded to Philadelphia for Dean Melanson, March 13, 2001.								
GP	G	A	PTS	PIM	+/-	PP	SH	GW
<b>CAPS TOTALS</b>	52	4	5	9	25	-4	1	0
<b>NHL TOTALS</b>	58	4	5	9	25	-6	1	0

<b>JAMIE HEWARD</b>	<b>D</b>	<b>#6</b>	<b>2005-07</b>					
Signed as a free agent, Aug. 12, 2005. Traded to Los Angeles for future considerations, Feb. 27, 2007.								
GP	G	A	PTS	PIM	+/-	PP	SH	GW
<b>CAPS TOTALS</b>	123	11	33	44	81	-1	6	0
<b>NHL TOTALS</b>	394	38	86	124	221	-50	22	0

<b>DENNIS HEXTALL</b>	<b>F</b>	<b>#12, 22</b>	<b>1978-80</b>					
Signed as free agent Feb. 9, 1979. Became a free agent, June 1, 1980.								
GP	G	A	PTS	PIM	+/-	PP	SH	GW
<b>CAPS TOTALS</b>	41	3	10	13	92	-18	0	0
<b>NHL TOTALS</b>	681	153	350	503	1398	-134	26	3

<b>DOUG HICKS</b>	<b>D</b>	<b>#2</b>	<b>1981-83</b>					
Acquired from Edmonton for Todd Bidner, March 9, 1982. Retired following 1982-83 season.								
GP	G	A	PTS	PIM	+/-	PP	SH	GW
<b>CAPS TOTALS</b>	18	0	1	1	18	-10	0	0
<b>NHL TOTALS</b>	561	37	131	168	442	-73	12	4

<b>ANDRE HIDI</b>	<b>F</b>	<b>#21</b>	<b>1983-85</b>					
Signed as a free agent from the University of Toronto (QUAA), March 19, 1984. Retired after the 1984-85 season.								
GP	G	A	PTS	PIM	+/-	PP	SH	GW
<b>CAPS TOTALS</b>	7	2	1	3	9	2	1	0
<b>NHL TOTALS</b>	7	2	1	3	9	2	1	0

<b>JACK HILLEN</b>	<b>D</b>	<b>#38</b>	<b>2012-15</b>					
Signed as a free agent, July 3, 2012. Traded to Carolina with Washington's 4th pick in the 2015 Entry Draft for Tim Gleason, Feb. 28, 2015.								
GP	G	A	PTS	PIM	+/-	PP	SH	GW
<b>CAPS TOTALS</b>	71	3	12	15	28	6	0	1
<b>NHL TOTALS</b>	304	13	58	71	157	-8	1	0

<b>BENOIT HOGUE</b>	<b>F</b>	<b>#33</b>						
Claimed off waivers from Boston March 19, 2002. Became a free agent July 1, 2002.								
GP	G	A	PTS	PIM	+/-	PP	SH	GW
<b>CAPS TOTALS</b>	9	0	1	1	4	2	0	0
<b>NHL TOTALS</b>	863	222	321	546	877	34	42	10

<b>RANDY HOLT</b>	<b>D</b>	<b>#4</b>	<b>1981-83</b>					
Acquired from Calgary with Bob Gould for Pat Ribble and future considerations, Nov. 24, 1981. Became a free agent, June 1, 1983.								
GP	G	A	PTS	PIM	+/-	PP	SH	GW
<b>CAPS TOTALS</b>	123	2	14	16	525	-14	0	0
<b>NHL TOTALS</b>	395	4	37	41	1438	-76	0	0

<b>BILL HOULDER</b>	<b>D</b>	<b>#34, 2</b>	<b>1987-1990</b>					
Capitals' 4th choice (82nd overall) in the 1985 Entry Draft. Traded to Buffalo for Shawn Anderson, Sept. 30, 1990.								
GP	G	A	PTS	PIM	+/-	PP	SH	GW
<b>CAPS TOTALS</b>	79	2	16	18	42	13	0	0
<b>NHL TOTALS</b>	846	59	191	250	412	31	20	1

# All-Time Player Register

PHIL HOUSLEY		D	#96	1996-98				
Signed as a free agent on July 22, 1996. Claimed off waivers by Calgary, July 21, 1998.								
GP	G	A	PTS	PIM	+/-	PP	SH	GW
CAPS TOTALS	141	17	54	71	48	-20	7	2
NHL TOTALS	1495	338	894	1232	822	-53	129	7

KEN HOUSTON		F	#19	1982-84				
Acquired from Calgary with Pat Riffin for Howard Walker, George White and future considerations, June 9, 1982. Traded to Los Angeles with Brian Engblom for Larry Murphy, Oct. 18, 1983.								
GP	G	A	PTS	PIM	+/-	PP	SH	GW
CAPS TOTALS	75	25	14	39	97	-10	9	0
NHL TOTALS	570	161	167	328	624	-6	28	0

JIM HRYCUIK		F	#25	1974-75				
Acquired in 1974 Inter-League Draft from Hershey (AHL). Contract expired April 1976.								
GP	G	A	PTS	PIM	+/-	PP	SH	GW
CAPS TOTALS	21	5	5	10	12	-12	1	0
NHL TOTALS	21	5	5	10	12	-12	1	0

JAMIE HUNT		D	#29	2006-07				
Signed as a free agent, April 1, 2006. Became a free agent, July 1, 2008.								
GP	G	A	PTS	PIM	+/-	PP	SH	GW
CAPS TOTALS	1	0	0	0	0	-1	0	0
NHL TOTALS	1	0	0	0	0	-1	0	0

DALE HUNTER		F	#32	1987-99				
Acquired from Quebec with Clint Malarchuk for Gaetan Duchesne, Alan Haworth and Washington's 1st choice in the 1987 Entry Draft (Joe Sakic), June 13, 1987. Traded to Colorado with Washington's 3rd choice in the 2000 Entry Draft (Sergei Kliazmine) in exchange for Vancouver's 2nd choice in the 1999 Entry Draft (Charlie Stephens).								
GP	G	A	PTS	PIM	+/-	PP	SH	GW
CAPS TOTALS	872	181	375	556	2003	-4	72	29
NHL TOTALS	1407	323	697	1020	3565	98	92	10

MARK HUNTER		F	#27	1992-93				
Acquired from Hartford with Yvon Corriveau for Nick Kypreos, July 30, 1992. Became a free agent, July 1, 1993.								
GP	G	A	PTS	PIM	+/-	PP	SH	GW
CAPS TOTALS	7	0	0	0	14	1	0	0
NHL TOTALS	628	213	171	384	1426	-11	71	2

JAMIE HUSCROFT		F	#3	1999-00				
Signed as a free agent on August 9, 1999. Retired, 2001.								
GP	G	A	PTS	PIM	+/-	PP	SH	GW
CAPS TOTALS	7	0	0	0	11	-5	0	0
NHL TOTALS	352	5	33	38	1065	-8	0	1

AL IAFRATE		D	#34	1990-94				
Acquired from Toronto for Bob Rouse and Peter Zezel, Jan. 15, 1991. Traded to Boston for Joe Juneau, March 21, 1994.								
GP	G	A	PTS	PIM	+/-	PP	SH	GW
CAPS TOTALS	256	58	118	176	616	25	21	9
NHL TOTALS	799	152	311	463	1301	-64	46	8

VINCENT IORIO *		D	#38, 2	2022-23				
Capitals' 1st choice (55th overall) in the 2021 NHL Draft.								
GP	G	A	PTS	PIM	+/-	PP	SH	GW
CAPS TOTALS	9	0	1	1	0	1	0	0
TOTAL	9	0	1	1	0	1	0	0

MATT IRWIN		D	#52	2021-23				
Signed as a free agent on July 28, 2021. Became a free agent, July 1, 2023.								
GP	G	A	PTS	PIM	+/-	PP	SH	GW
CAPS TOTALS	78	3	6	9	42	-8	0	0
NHL TOTALS	461	25	68	93	211	-9	6	2

\* ACTIVE PLAYER

JAROMIR JAGR		F	#68	2001-04				
Acquired from Pittsburgh with Frantisek Kucera for Kris Beech, Michal Sivek, Ross Lupaschuk and future considerations, July 11, 2001. Traded to New York Rangers for Anson Carter, Jan. 23, 2004.								
GP	G	A	PTS	PIM	+/-	PP	SH	GW
CAPS TOTALS	190	83	118	201	106	0	29	2
NHL TOTALS	1,733	766	1,155	1,921	1,167	322	217	11

DOUG JARVIS		F	#25	1982-86				
Acquired from Montreal with Brian Engblom, Rod Langway, and Craig Laughlin for Rick Green and Ryan Walter, Sept. 10, 1982. Traded to Hartford for Jorgen Pettersson, Dec. 6, 1985.								
GP	G	A	PTS	PIM	+/-	PP	SH	GW
CAPS TOTALS	265	31	81	112	70	9	1	4
NHL TOTALS	964	139	264	403	263	121	4	16

WES JARVIS		F	#23, 17, 15	1979-82				
Capitals' 18th choice (213th overall) in 1978 Amateur Draft. Traded to Minnesota with Rollie Boutin for Robbie Moore and future considerations, Aug. 15, 1982								
GP	G	A	PTS	PIM	+/-	PP	SH	GW
CAPS TOTALS	144	21	41	62	56	-7	0	1
NHL TOTALS	237	31	55	86	98	-23	1	2

DMITRIJ JASKIN		F	#23	2018-19				
Claimed off of waivers, Oct. 2, 2019. Became a free agent, July 1, 2019.								
GP	G	A	PTS	PIM	+/-	PP	SH	GW
CAPS TOTALS	37	2	6	8	6	-5	0	0
NHL TOTALS	315	27	43	70	92	12	3	5

GRANT JENNINGS		D	#33	1988				
Signed as a free agent, June 25, 1985. Traded to Hartford with Ed Kastelic for Mike Millar and Neil Sheehy, July 6, 1988.								
GP	G	A	PTS	PIM	+/-	PP	SH	GW
CAPS TOTALS	(14)	(1)	(1)	(1)	(1)	(1)	(1)	(1)
NHL TOTALS	389	14	43	57	804	-6	0	3

DAVID A. JENSEN		F	#9	1985-88				
Acquired from Hartford for Dean Evason and Peter Sidorkiewicz, March 12, 1985. Signed as a free agent by Boston, July 1988.								
GP	G	A	PTS	PIM	+/-	PP	SH	GW
CAPS TOTALS	56	9	9	18	16	-9	2	0
NHL TOTALS	69	9	13	22	22	-10	2	0

NICK JENSEN *		D	#3	2019-24				
Acquired from Detroit along with a 2019 fifth round pick (traded to Buffalo) for Madison Bowey and a 2020 second round pick, Feb. 22, 2019. Traded to Ottawa along with a 2026 third-round pick for Jakob Chychrun, July 1, 2024.								
GP	G	A	PTS	PIM	+/-	PP	SH	GW
CAPS TOTALS	372	13	78	91	80	31	0	1
NHL TOTALS	562	19	115	134	136	17	0	1

JAKUB JERABEK		D	#28	2017-18				
Acquired from Montreal for 2019 5th round NHL Draft pick, Feb. 21, 2018.								
GP	G	A	PTS	PIM	+/-	PP	SH	GW
CAPS TOTALS	11	1	3	4	0	-1	0	0
NHL TOTALS	37	2	6	8	8	-5	0	0

LUCAS JOHANSEN *		D	#46	2021-24				
Capitals' 1st choice (28th overall) in the 2016 NHL Draft. Became a free agent, July 1, 2024.								
GP	G	A	PTS	PIM	+/-	PP	SH	GW
CAPS TOTALS	9	0	2	2	4	2	0	0
NHL TOTALS	9	0	2	2	4	2	0	0



# All-Time Player Register

**CALLE JOHANSSON** D #6 1988-03

Acquired from Buffalo March 7, 1989, with Buffalo's 2nd choice (Byron Dafoe) in 1989 NHL Entry Draft for Clint Malarchuk, Grant Ledyard and Washington's 6th choice (Brian Holzinger) in 1991 NHL Entry Draft. Retired, Aug. 7, 2003.

	GP	G	A	PTS	PIM	+/-	PP	SH	GW
CAPS TOTALS	983	113	361	474	449	47	51	4	16
NHL TOTALS	1109	119	416	535	519	57	53	4	17

**JONAS JOHANSSON** F #45 2005-06

Acquired from Colorado with Bates Battaglia for Steve Konowalchuk and the Capitals' 3rd choice in the 2004 Entry Draft (later traded to Carolina-Casey Borer), Oct. 22, 2003. Became a free agent, July 1, 2007.

	GP	G	A	PTS	PIM	+/-	PP	SH	GW
CAPS TOTALS	1	0	0	0	2	E	0	0	0
NHL TOTALS	1	0	0	0	2	E	0	0	0

**MARCUS JOHANSSON\*** F #90 2010-23

Capitals' 1st choice (24th overall) in the 2009 NHL Entry Draft. Traded to New Jersey for Florida's 2nd choice in 2018 and Toronto's 3rd choice in 2018, July 3, 2017. Acquired from Seattle for Daniel Sprong, the Capitals' 4th choice in the 2022 NHL Draft and the Capitals' 6th choice in the 2023 NHL Draft, March 21, 2022. Traded to Minnesota for a third-round pick in the 2024 NHL Draft.

	GP	G	A	PTS	PIM	+/-	PP	SH	GW
CAPS TOTALS	579	118	206	324	70	15	30	2	26
NHL TOTALS	911	174	309	483	142	-65	41	3	34

**CRAIG JOHNSON** F #27 2003-04

Claimed off waivers from Toronto, March 5, 2004. Became a free agent, July 1, 2004.

	GP	G	A	PTS	PIM	+/-	PP	SH	GW
CAPS TOTALS	15	0	6	6	8	-6	0	0	0
NHL TOTALS	557	75	98	173	260	-33	18	1	8

**JIM JOHNSON** D #2, 4 1993-96

Acquired from Dallas for Alan May, March 21, 1994. Became a free agent, July 1, 1996.

	GP	G	A	PTS	PIM	+/-	PP	SH	GW
CAPS TOTAL	121	2	17	19	89	2	0	0	0
NHL TOTALS	829	29	166	195	1197	16	3	0	2

**JAY JOHNSTON** D #8, 4, 26 1980-82

Capitals' 6th choice (45th overall) in the 1978 Amateur Draft. Released, June 1, 1984

	GP	G	A	PTS	PIM	+/-	PP	SH	GW
CAPS TOTAL	8	0	0	0	13	-2	0	0	0
NHL TOTALS	8	0	0	0	13	-2	0	0	0

**GREG JOLY** D #3 1974-76

Capitals' 1st choice (1st overall) in the 1974 Amateur Draft. Traded to Detroit for Bryan Watson, Nov. 30, 1976.

	GP	G	A	PTS	PIM	+/-	PP	SH	GW
CAPS TOTALS	98	9	24	33	72	-114	4	1	1
NHL TOTALS	365	21	76	97	250	-163	7	2	3

**KEITH JONES** F #26, 9 1992-93

Capitals' 7th choice (141st overall) in the 1988 Entry Draft. Traded with Washington's 1st (Scott Parker) and 4th (later traded back to Washington-Krys Barch) choices in the 1998 Entry Draft to Colorado for Chris Simon and Curtis Leschyshyn, Nov. 2, 1996.

	GP	G	A	PTS	PIM	+/-	PP	SH	GW
CAPS TOTALS	258	62	65	127	454	26	12	0	10
NHL TOTALS	491	117	141	258	765	53	30	1	22

**RON JONES** F #18, 24 1974-76

Acquired from Pittsburgh for Pete LaFramboise, Jan. 21, 1975. Became a free agent, June 1, 1976.

	GP	G	A	PTS	PIM	+/-	PP	SH	GW
CAPS TOTALS	21	1	1	2	16	-15	1	0	0
NHL TOTALS	54	1	4	5	31	-27	1	0	0

\* ACTIVE PLAYER

**AXEL JONSSON-FJALLBY\*** F #45 2021-22

Capitals' 5th choice (147th overall) in 2016 NHL Draft. Claimed off waivers by Buffalo, Oct. 4, 2021. Claimed on waivers by Winnipeg, Oct. 10, 2022.

	GP	G	A	PTS	PIM	+/-	PP	SH	GW
CAPS TOTALS	23	2	2	4	4	0	0	0	0
NHL TOTALS	99	10	13	23	12	5	0	0	3

**BOB JOYCE** F #27 1989-91

Acquired from Boston for Dave Christian, Dec. 13, 1989. Traded to Winnipeg with Tyler Larter and Kent Paynter for Craig Duncanson, Brent Hughes and Simon Wheeldon, May 21, 1991.

	GP	G	A	PTS	PIM	+/-	PP	SH	GW
CAPS TOTALS	41	8	11	19	12	5	1	0	2
NHL TOTALS	158	34	49	83	90	9	10	0	5

**JOE JUNEAU** F #90 1993-99

Acquired from Boston for Al Iafate, March 21, 1994. Traded to Buffalo with Washington's 3rd choice in 1999 Entry Draft (Tim Preston) for Alexei Tezikov and future considerations, March 23, 1999.

	GP	G	A	PTS	PIM	+/-	PP	SH	GW
CAPS TOTALS	321	63	173	236	100	-26	27	5	9
NHL TOTALS	828	156	416	572	272	-3	52	6	23

**MILAN JURCINA** D #23 2006-10

Acquired from Boston for a conditional pick in the 2008 Entry Draft, Feb. 1, 2007. Traded to Columbus with Chris Clark for Jason Chimera, Dec. 28, 2009. Acquired from Columbus for a conditional draft choice, March 3, 2010.

	GP	G	A	PTS	PIM	+/-	PP	SH	GW
CAPS TOTAL	211	6	30	36	136	10	1	0	1
NHL TOTALS	430	22	59	81	280	-28	6	1	3

**KEVIN KAMINSKI** F #23 1993-97

Acquired from Quebec for the rights to Mark Matier, June 15, 1993. Became a free agent, July 1, 1998.

	GP	G	A	PTS	PIM	+/-	PP	SH	GW
CAPS TOTAL	132	3	10	13	483	-5	0	0	1
NHL TOTALS	139	3	10	13	528	-8	0	0	1

**BOYD KANE** F #22 2006-09

Signed as a free agent, Aug. 12, 2005. Became a free agent, July 1, 2006. Signed as a free agent, July 11, 2009.

	GP	G	A	PTS	PIM	+/-	PP	SH	GW
CAPS TOTALS	8	0	1	1	4	E	0	0	0
NHL TOTALS	31	0	3	3	39	-8	0	0	0

**ED KASTELIC** F #29 1985-88

Capitals' 4th choice (110th overall) in the 1982 Entry Draft. Traded to Hartford with Grant Jennings for Mike Millar and Neil Sheehy, July 6, 1988.

	GP	G	A	PTS	PIM	+/-	PP	SH	GW
CAPS TOTAL	73	2	1	3	234	-6	1	0	0
NHL TOTALS	220	11	10	21	719	-20	1	0	0

**MIKE KASZYCKI** F #20 1979-80

Acquired from New York Islanders for Gord Lane, Dec. 7, 1979. Traded to Toronto for Pat Ribble, Feb. 14, 1980.

	GP	G	A	PTS	PIM	+/-	PP	SH	GW
CAPS TOTALS	28	7	10	17	10	-5	1	0	0
NHL TOTALS	226	42	80	122	108	18	6	0	6

**BOB KELLY** F #24 1980-82

Acquired from Philadelphia for future considerations, Aug. 21, 1980. Contract bought out, Dec. 7, 1981.

	GP	G	A	PTS	PIM	+/-	PP	SH	GW
CAPS TOTALS	96	26	40	66	169	-25	8	0	4
NHL TOTALS	837	154	208	362	1454	109	14	0	28

# All-Time Player Register

**MICHAL KEMPNY** **D** **#6** **2017-22**

Acquired from Chicago for 2018 3rd round NHL Draft pick, Feb. 19, 2018. Became a free agent, July 13, 2022.

	GP	G	A	PTS	PIM	+/-	PP	SH	GW
CAPS TOTALS	166	12	36	48	112	41	0	0	3
NHL TOTALS	247	15	48	63	146	55	0	0	3

**DMITRI KHRISTICH** **F** **#8** **1990-02**

Capitals' 6th choice (120th overall) in the 1988 Entry Draft. Traded to Los Angeles with Byron Dafeo for Kings' 1st (Alexandre Volchkov) and Dallas' 4th (Justin Davis) choices in 1996, July 8, 1995. Acquired from Toronto for Tampa Bay's 3rd choice in the 2001 Entry Draft (Brendan Bell), Dec. 11, 2000. Became a free agent, July 1, 2002.

	GP	G	A	PTS	PIM	+/-	PP	SH	GW
CAPS TOTALS	419	140	160	300	218	44	49	2	20
NHL TOTALS	811	259	337	596	422	104	95	5	32

**OREST KINDRACHUK** **F** **#27** **1981-82**

Signed as free agent from Pittsburgh, Sept. 1, 1981. Released from contract, Dec. 3, 1981.

	GP	G	A	PTS	PIM	+/-	PP	SH	GW
CAPS TOTALS	4	1	0	1	2	-4	1	0	0
NHL TOTALS	508	118	261	379	648	122	19	8	15

**D.J. KING** **F** **#17** **2010-12**

Acquired from St. Louis for Stefan Della Rovere, July 28, 2010. Became a free agent, July 1, 2012.

	GP	G	A	PTS	PIM	+/-	PP	SH	GW
CAPS TOTALS	17	0	2	2	-3	0	0	0	1
NHL TOTALS	118	4	7	11	215	-14	0	0	1

**BRIAN KINSELLA** **F** **#24, 11** **1974-77**

Capitals' 6th choice (91st overall) in the 1974 Amateur Draft. Became a free agent, June 1, 1978.

	GP	G	A	PTS	PIM	+/-	PP	SH	GW
CAPS TOTALS	10	0	1	1	0	-4	0	0	0
NHL TOTALS	10	0	1	1	0	-4	0	0	0

**KEN KLEE** **D** **#2** **1994-03**

Capitals' 11th choice (177th overall) in the 1990 Entry Draft. Became a free agent, July 1, 2003.

	GP	G	A	PTS	PIM	+/-	PP	SH	GW
CAPS TOTALS	570	43	68	111	608	13	2	1	11
NHL TOTALS	934	55	140	195	880	30	6	1	13

**SCOTT KLEINENDORST** **D** **#29** **1988-90**

Acquired from Hartford for Jim Thomson, March 6, 1989. Released following 1989-90 season.

	GP	G	A	PTS	PIM	+/-	PP	SH	GW
CAPS TOTALS	18	1	4	5	26	4	0	0	0
NHL TOTALS	281	12	46	58	452	-13	1	0	0

**JAKUB KLEPIS** **F** **#38** **2005-07**

Acquired from Buffalo for Mike Grier, March 9, 2004. Became a free agent, July 1, 2007.

	GP	G	A	PTS	PIM	+/-	PP	SH	GW
CAPS TOTALS									
NHL TOTALS	66	4	10	14	36	-13	0	0	0

**MIKE KNUBLE** **F** **#22** **2009-12**

Signed as a free agent, July 1, 2009. Became a free agent July 1, 2012.

	GP	G	A	PTS	PIM	+/-	PP	SH	GW
CAPS TOTALS	220	59	52	111	127	18	13	1	6
NHL TOTALS	1,068	278	270	548	641	76	81	5	36

**STEVE KONOWALCHUK** **F** **#22** **1991-04**

Capitals' 5th choice (58th overall) in the 1991 Entry Draft. Traded with Washington's 3rd choice in the 2004 Entry Draft (later traded to Carolina-Casey Borer) to Colorado for Bates Battaglia and Jonas Johansson, Oct. 22, 2003.

	GP	G	A	PTS	PIM	+/-	PP	SH	GW
CAPS TOTALS	693	146	196	342	619	62	30	6	23
NHL TOTALS	790	171	225	396	703	69	34	8	26

\* ACTIVE PLAYER

**JOHN KORDIC** **F** **#25** **1990-91**

Acquired from Toronto with Paul Fenton for future considerations, Jan. 24, 1991. Released from contract, July 1991.

	GP	G	A	PTS	PIM	+/-	PP	SH	GW
CAPS TOTALS	7	0	0	0	101	1	0	0	0
NHL TOTALS	244	17	18	35	997	-30	3	0	0

**ILYA KOVALCHUK** **F** **#17** **2019-20**

Acquired from Montreal for a third round choice in the 2020 NHL Draft, Feb. 23, 2020. Became a free agent, Oct. 9, 2020.

	GP	G	A	PTS	PIM	+/-	PP	SH	GW
CAPS TOTALS	7	1	3	4	4	0	0	0	0
NHL TOTALS	926	443	433	876	554	-146	144	10	64

**VIKTOR KOZLOV** **F** **#25** **2007-09**

Signed as a free agent, July 1, 2007. Became a free agent, July 1, 2009.

	GP	G	A	PTS	PIM	+/-	PP	SH	GW
CAPS TOTAL	148	29	66	95	34	19	4	0	2
NHL TOTALS	897	198	339	537	248	-3	54	5	19

**STAFFAN KRONWALL** **D** **#44** **2008-09**

Acquired off waivers from Toronto, Feb. 6, 2009. Became a free agent, July 1, 2009.

	GP	G	A	PTS	PIM	+/-	PP	SH	GW
CAPS TOTALS	3	0	0	0	0	-1	0	0	0
NHL TOTALS	66	1	3	4	23	-7	0	0	0

**TODD KRYGIER** **F** **#9, 21** **1991-98**

Acquired from Hartford for Washington's 4th choice in the 1993 Entry Draft (later traded to Calgary, Jason Smith), Oct. 3, 1991. Traded to Anaheim for a Anaheim's 4th choice in the 1996 Entry Draft (later traded to Dallas-Mike Hurlley), Feb. 2, 1992. Acquired from Anaheim in exchange for Mike Torchia, March 8, 1996.

	GP	G	A	PTS	PIM	+/-	PP	SH	GW
CAPS TOTALS	318	49	75	124	306	-23	3	3	6
NHL TOTALS	543	100	143	243	533	-26	14	5	12

**DAVE KRYSKOW** **F** **#9** **1974-75**

Acquired in 1974 Expansion Draft (3rd pick) from Chicago. Traded to Detroit for Jack Lynch, Feb. 7, 1975.

	GP	G	A	PTS	PIM	+/-	PP	SH	GW
CAPS TOTALS	51	9	15	24	83	-28	1	1	0
NHL TOTALS	213	33	56	89	174	-32	2	2	2

**FRANTISEK KUCERA** **D** **#4** **2001-02**

Acquired from Pittsburgh with Jaromir Jagr for Kris Beech, Ross Lupaschuk, Michal Sivek and future considerations, July 11, 2001. Became a free agent, July 1, 2002.

	GP	G	A	PTS	PIM	+/-	PP	SH	GW
CAPS TOTALS	56	1	13	14	12	7	0	0	0
NHL TOTALS	465	24	95	119	251	13	6	0	4

**TOMAS KUNDRATEK** **D** **#36** **2011-13**

Acquired from New York Rangers for Francois Bouchard, Nov. 8, 2011. Became a free agent, July 1, 2015.

	GP	G	A	PTS	PIM	+/-	PP	SH	GW
CAPS TOTALS	30	1	6	7	10	-5	0	0	0
NHL TOTALS	30	1	6	7	10	-5	0	0	0

**EVGENY KUZNETSOV** **F** **#92** **2013-24**

Capitals' 1st choice (26th overall) in the 2010 Entry Draft. Traded to Carolina for a third-round pick in the 2025 NHL Draft, March 8, 2024.

	GP	G	A	PTS	PIM	+/-	PP	SH	GW
CAPS TOTALS	723	171	397	568	388	38	47	5	31
NHL TOTALS	743	173	402	575	394	38	48	5	31

# All-Time Player Register

**JOEL KWIATKOWSKI** D #29 2002-04

Acquired from Ottawa for future considerations, Jan. 15, 2003. Became a free agent, July 1, 2004.

	GP	G	A	PTS	PIM	+/-	PP	SH	GW
CAPS TOTALS	114	6	9	15	101	-27	2	0	0
NHL TOTALS	282	16	29	45	245	-27	4	0	3

**NICK KYPREOS** F #9 1989-92

Claimed from Philadelphia in the waiver draft, Oct. 2, 1989. Traded to Hartford for Mark Hunter and future considerations, June 15, 1992.

	GP	G	A	PTS	PIM	+/-	PP	SH	GW
CAPS TOTALS	175	18	19	37	484	-5	0	0	5
NHL TOTALS	442	46	44	90	1210	-24	0	0	9

**YVON LABRE** D #7 1974-81

Acquired in 1974 Expansion Draft (4th pick) from Pittsburgh. Retired following the 1980-81 season for medical reasons.

	GP	G	A	PTS	PIM	+/-	PP	SH	GW
CAPS TOTALS	334	12	84	96	756	-89	0	2	0
NHL TOTALS	371	14	87	101	788	-94	0	2	0

**PETE LAFRAMBOISE** F #19 1974-75

Acquired in the 1974 Expansion Draft (5th pick) from California. Traded to Pittsburgh for Ron Jones, Jan. 21, 1975.

	GP	G	A	PTS	PIM	+/-	PP	SH	GW
CAPS TOTALS	45	5	10	15	22	-37	0	0	0
NHL TOTALS	227	33	55	88	70	-91	5	0	1

**BROOKS LAICH** F #21 2003-16

Acquired from Ottawa with Ottawa's 2nd choice in the 2005 Entry Draft (later traded to Colorado-Chris Durand) for Peter Bondra, Feb. 18, 2004. Traded to Toronto with Connor Carrick and Washington's 2nd pick in the 2016 Entry Draft for Daniel Winnik and Toronto's 5th choice in the 2016 Entry Draft, Feb. 28, 2016.

	GP	G	A	PTS	PIM	+/-	PP	SH	GW
CAPS TOTALS	742	133	191	324	297	-8	42	10	24
NHL TOTALS	776	134	198	332	307	-19	42	10	24

**QUINTIN LAING** F #53 2007-10

Signed as a free agent, July 18, 2006.

	GP	G	A	PTS	PIM	+/-	PP	SH	GW
CAPS TOTALS	76	3	7	10	31	7	0	0	1
NHL TOTALS	79	3	8	11	31	8	0	0	1

**RON LALONDE** F #22 1974-79

Acquired from Pittsburgh with rights to Don Seiling for Lew Morrison, Dec. 14, 1974. Became a free agent, June 1, 1980.

	GP	G	A	PTS	PIM	+/-	PP	SH	GW
CAPS TOTALS	291	35	58	93	90	-104	6	3	1
NHL TOTALS	397	45	78	123	106	-101	6	4	3

**MIKE LALOR** D #26 1990-92

Acquired from St. Louis with Peter Zedel for Geoff Courtnall, July 13, 1990. Traded to Winnipeg for Paul MacDermid, March 2, 1992.

	GP	G	A	PTS	PIM	+/-	PP	SH	GW
CAPS TOTALS	132	6	12	18	125	-9	0	0	1
NHL TOTALS	687	17	88	105	677	-12	0	0	3

**MIKE LAMPMAN** F #21 1975-77

Acquired in 1974 Expansion Draft (18th pick) from Vancouver. Became a free agent, June 1, 1978.

	GP	G	A	PTS	PIM	+/-	PP	SH	GW
CAPS TOTALS	49	13	17	30	32	-10	1	0	1
NHL TOTALS	96	17	20	37	34	-15	2	0	1

**GORD LANE** D #25, 28 1975-80

Signed as a free agent, Oct. 5, 1976. Traded to New York Islanders for Mike Kaszycki, Dec. 7, 1979.

	GP	G	A	PTS	PIM	+/-	PP	SH	GW
CAPS TOTALS	235	10	43	53	614	-63	1	0	0
NHL TOTALS	539	19	94	113	1228	-16	1	1	2

**ROBERT LANG** F #20 2002-04

Signed as a free agent, July 1, 2002. Traded to Detroit Red Wings for Tomas Fleischmann and Detroit's 1st (Mike Green) and 4th (Luke Lynes) choices in the 2006 Entry Draft, Feb. 27, 2004.

	GP	G	A	PTS	PIM	+/-	PP	SH	GW
CAPS TOTALS	145	51	92	143	46	14	20	0	4
NHL TOTALS	989	261	442	703	422	55	88	5	34

**ROD LANGWAY** D #5 1982-93

Acquired from Montreal with Brian Engblom, Doug Jarvis and Craig Laughlin for Rick Green and Ryan Walter, Sept. 9, 1982. Released on waivers, July 1, 1993.

	GP	G	A	PTS	PIM	+/-	PP	SH	GW
CAPS TOTALS	726	25	177	202	502	117	3	2	5
NHL TOTALS	994	51	278	329	849	277	9	3	9

**HENDRIX LAPIERRE** \* F #29 2021-

Capitals' 1st choice (22nd overall) in the 2020 NHL Draft.

	GP	G	A	PTS	PIM	+/-	PP	SH	GW
CAPS TOTALS	57	9	14	23	6	1	0	0	1
NHL TOTALS	57	9	14	23	6	1	0	0	1

**JOHAN LARSSON** F #22 2021-22

Acquired from Arizona for a 2023 3rd round choice, March 21, 2022. Became a free agent, July 13, 2022.

	GP	G	A	PTS	PIM	+/-	PP	SH	GW
CAPS TOTALS	14	1	5	6	2	-1	1	0	0
NHL TOTALS	488	53	79	132	246	-58	5	2	10

**TYLER LARTER** F #39 1989-90

Capitals' 3rd choice (78th overall) in the 1987 Entry Draft. Traded to Winnipeg with Bob Joyce and Kent Paynter for Craig Duncanson, Brent Hughes and Simon Wheeldon, May 21, 1991.

	GP	G	A	PTS	PIM	+/-	PP	SH	GW
CAPS TOTALS	1	0	0	0	0	-1	0	0	0
NHL TOTALS	1	0	0	0	0	-1	0	0	0

**MICHAEL LATTA** F #46 2013-16

Acquired from Nashville with Martin Erat in exchange for Filip Forsberg, April 3, 2013. Signed with Los Angeles as a free agent on July 1, 2016.

	GP	G	A	PTS	PIM	+/-	PP	SH	GW
CAPS TOTALS	113	4	13	17	130	4	0	0	0
NHL TOTALS	113	4	13	17	130	4	0	0	0

**CRAIG LAUGHLIN** F #18 1982-88

Acquired from Montreal with Brian Engblom, Doug Jarvis and Rod Langway for Rick Green and Ryan Walter, Sept. 9, 1982. Traded to Los Angeles for Grant Ledyard, Feb. 9, 1988.

	GP	G	A	PTS	PIM	+/-	PP	SH	GW
CAPS TOTALS	428	110	173	283	284	22	41	0	19
NHL TOTALS	549	136	205	341	364	2	45	0	20

**STEPHEN LEACH** F #29, 21 1985-91

Capitals' 2nd choice (34th overall) in 1984 Entry Draft. Traded to Boston for Randy Burridge, June 21, 1991.

	GP	G	A	PTS	PIM	+/-	PP	SH	GW
CAPS TOTALS	246	43	54	97	322	-5	8	0	4
NHL TOTALS	702	130	153	283	978	-78	33	1	19

\* ACTIVE PLAYER

# All-Time Player Register

**BRETT LEASON \* F #49 2021-22**

Capitals' 2nd choice (56th overall) in the 2019 NHL Draft. Claimed off waivers by Anaheim, Oct. 10, 2022.

	GP	G	A	PTS	PIM	+/-	PP	SH	GW
CAPS TOTALS	36	3	3	6	4	1	0	0	0
NHL TOTALS	158	20	17	37	32	-27	0	2	1

**PETER LEBLANC F #64 2013-14**

Acquired from Chicago in exchange for future considerations, Jan. 31, 2013. Became a free agent, July 1, 2014.

	GP	G	A	PTS	PIM	+/-	PP	SH	GW
CAPS TOTALS	1	0	0	0	0	0	0	0	0
NHL TOTALS	1	0	0	0	0	0	0	0	0

**GRANT LEDYARD D #28, 6 1987-89**

Acquired from Los Angeles for Craig Laughlin, Feb. 9, 1988. Traded to Buffalo with Clint Malarchuk and the Capitals' 6th choice (Brian Holzinger) in the 1991 Entry Draft for Calle Johansson and Buffalo's 2nd choice (Byron Dafoe) in the 1989 Entry Draft, March 9, 1989.

	GP	G	A	PTS	PIM	+/-	PP	SH	GW
CAPS TOTALS	82	7	14	21	57	-3	2	0	2
NHL TOTALS	1028	90	276	366	766	-54	31	1	14

**PATRICE LEFEBVRE F #14 1998-99**

Signed as a free agent, Dec. 18, 1998. Signed to play in Germany, summer 1999.

	GP	G	A	PTS	PIM	+/-	PP	SH	GW
CAPS TOTALS	3	0	0	0	2	-2	0	0	0
NHL TOTALS	3	0	0	0	2	-2	0	0	0

**ANTERO LEHTONEN F #14 1979-80**

Signed as free agent, Sept. 16, 1979. Released at the start of the 1980-81 season.

	GP	G	A	PTS	PIM	+/-	PP	SH	GW
CAPS TOTALS	65	9	12	21	14	-4	2	0	1
NHL TOTALS	65	9	12	21	14	-4	2	0	1

**MIKKO LEINONEN F #34 1984-85**

Signed as a free agent from Karpat (Finland), March 13, 1985. Released June 1985.

	GP	G	A	PTS	PIM	+/-	PP	SH	GW
CAPS TOTALS	3	0	1	1	2	1	0	0	0
NHL TOTALS	162	31	78	109	71	19	5	0	4

**BRENDAN LEIPSIK F #34 2019-20**

Signed as a free agent, July 1, 2019. Released from contract, May 8, 2020.

	GP	G	A	PTS	PIM	+/-	PP	SH	GW
CAPS TOTALS	61	3	8	11	13	3	0	0	1
NHL TOTALS	187	16	43	59	53	-16	1	0	4

**JEAN LEMIEUX D #17, 3 1975-78**

Acquired from Atlanta with Gerry Meehan and Buffalo's 1st-round choice in the 1976 Amateur Draft (Greg Carroll) for Bill Clement, Jan. 22, 1976. Became a free agent June 1, 1978.

	GP	G	A	PTS	PIM	+/-	PP	SH	GW
CAPS TOTALS	64	13	25	38	4	-42	10	0	1
NHL TOTALS	204	23	63	86	39	-45	14	0	3

**SAMI LEPISTO D #42 2007-09**

Capitals' 5th choice (66th overall) in 2004 Entry Draft. Traded to Phoenix in exchange for a 5th-round choice in the 2010 Entry Draft, June 27, 2009.

	GP	G	A	PTS	PIM	+/-	PP	SH	GW
CAPS TOTALS	14	0	5	5	18	-4	0	0	0
NHL TOTALS	176	6	29	35	137	23	0	0	1

\* ACTIVE PLAYER

**CURTIS LESCHYSHYN D #9 1996-97**

Acquired from Colorado with Chris Simon for Keith Jones and the Capitals' 1st (Scott Parker) and 4th choices (later traded back to Washington-Krys Barch) in the 1998 Entry Draft, Nov. 2, 1996. Traded to Hartford in exchange for Andrei Nikolishin, Nov. 9, 1996.

	GP	G	A	PTS	PIM	+/-	PP	SH	GW
CAPS TOTALS	2	0	0	0	2	0	0	0	0
NHL TOTALS	1033	47	165	212	669	-52	17	2	10

**BILL LESUK F #20 1974-75**

Purchased from Los Angeles, July 28, 1974. Agreed to contract with Winnipeg (WHA), July 1975.

	GP	G	A	PTS	PIM	+/-	PP	SH	GW
CAPS TOTALS	79	8	11	19	77	-34	1	2	0
NHL TOTALS	388	44	63	107	368	-69	6	2	4

**TYLER LEWINGTON D #78 2018-19**

Capitals' 7th choice (204th overall) in the 2013 Entry Draft. Became a free agent, Oct. 9, 2020.

	GP	G	A	PTS	PIM	+/-	PP	SH	GW
CAPS TOTALS	8	1	1	2	24	1	0	0	0
NHL TOTALS	12	1	2	3	40	4	0	0	0

**TREVOR LINDEN F #16 2000-02**

Acquired from Montreal with Dainius Zubrus and New Jersey's second-round draft choice in the 2001 Entry Draft for Richard Zednik, Jan Bulis and the Capitals' 1st choice in the 2001 Entry Draft (Alexander Perezhugin), March 13, 2001. Traded to Vancouver with NY Islanders' 2nd choice in 2002 Entry Draft (Denis Grot) for Vancouver's 1st (Boyd Gordon) and 3rd (later traded to Edmonton-Zachery Stortini) choices in the 2002 Entry Draft, Nov. 10, 2001.

	GP	G	A	PTS	PIM	+/-	PP	SH	GW
CAPS TOTALS	28	4	3	7	12	0	1	0	0
NHL TOTALS	1382	375	492	867	895	-64	119	18	41

**MARK LOFTHOUSE F #8, 27, 11, 20 1977-81**

Capitals' 2nd choice (21st overall) in the 1977 Amateur Draft. Traded to Detroit for Al Jensen, July 23, 1981.

	GP	G	A	PTS	PIM	+/-	PP	SH	GW
CAPS TOTALS	141	31	30	61	42	-25	2	0	1
NHL TOTALS	181	42	38	80	73	-24	0	0	0

**KENNETH LOVSIN D #37 1990-91**

Signed as a free agent, July 3, 1990. Released from contract, June 1, 1992.

	GP	G	A	PTS	PIM	+/-	PP	SH	GW
CAPS TOTALS	1	0	0	0	0	-2	0	0	0
NHL TOTALS	1	0	0	0	0	-2	0	0	0

**DWAYNE LOWDERMILK D #14 1980-81**

Acquired from New York Islanders for future considerations, Dec. 26, 1980. Became a free agent, June 1, 1982.

	GP	G	A	PTS	PIM	+/-	PP	SH	GW
CAPS TOTALS	2	0	1	1	2	-1	0	0	0
NHL TOTALS	2	0	1	1	2	-1	0	0	0

**JOE LUNDRIGAN D #5 1974-75**

Acquired in 1974 Expansion Draft (11th pick) from Toronto. Became a free agent, June 1, 1975.

	GP	G	A	PTS	PIM	+/-	PP	SH	GW
CAPS TOTALS	3	0	0	0	2	-3	0	0	0
NHL TOTALS	52	2	8	10	22	1	1	0	1

**JACK LYNCH D #19, 2 1974-79**

Acquired from Detroit for Dave Kryskow, Feb. 8, 1975. Released from contract, Oct. 20, 1979.

	GP	G	A	PTS	PIM	+/-	PP	SH	GW
CAPS TOTALS	233	18	57	75	202	-132	6	0	1
NHL TOTALS	382	24	106	130	336	-197	7	0	2

# All-Time Player Register

**PAUL MACDERMID** F #23 1991-93

Acquired from Winnipeg for Mike Lalor, March 2, 1992. Traded to Quebec with Reggie Savage for Mike Hough, June 20, 1993.

	GP	G	A	PTS	PIM	+/-	PP	SH	GW
CAPS TOTALS	87	11	13	24	123	-11	1	0	3
NHL TOTALS	690	116	142	258	1303	-14	19	0	18

**PAUL MACKINNON** D #19, 22, 4 1979-80

Capitals' 4th choice (23rd overall) in the 1978 Amateur Draft. Released from contract, June 1, 1984.

	GP	G	A	PTS	PIM	+/-	PP	SH	GW
CAPS TOTALS	147	5	23	28	91	-12	1	0	0
NHL TOTALS	147	5	23	28	91	-12	1	0	0

**PHILIPPE MAILLET** F #16 2020-21

Signed as free agent, July 1, 2019. Became a free agent, July 28, 2021.

	GP	G	A	PTS	PIM	+/-	PP	SH	GW
CAPS TOTALS	2	0	0	0	0	-1	0	0	0
NHL TOTALS	2	0	0	0	0	-1	0	0	0

**IVAN MAJESKY** D #23 2005-06

Signed as a free agent, Aug. 10, 2005. Became a free agent July 1, 2006.

	GP	G	A	PTS	PIM	+/-	PP	SH	GW
CAPS TOTALS	57	1	8	9	66	-2	0	1	0
NHL TOTALS	202	8	23	31	234	-27	0	1	2

**BECK MALENSTYN\*** F #47 2019-24

Capitals' fifth round choice (145th overall) in the 2016 NHL Draft. Traded to Buffalo for the 43rd overall pick (Cole Hutson) in the 2024 NHL Draft, June 29, 2024.

	GP	G	A	PTS	PIM	+/-	PP	SH	GW
CAPS TOTALS	105	8	16	24	36	0	0	0	2
NHL TOTALS	105	8	16	24	36	0	0	0	2

**STEWART MALGUNAS** F #26, 4, 3 1995-96

Acquired from Winnipeg in exchange for Dennis Chasse, Feb. 15, 1996. Traded to Nashville for a conditional pick in the 2001 Entry Draft, Feb. 2, 2000.

	GP	G	A	PTS	PIM	+/-	PP	SH	GW
CAPS TOTALS	25	0	0	0	20	-2	0	0	0
NHL TOTALS	129	1	5	6	144	-10	0	0	0

**STEVE MALTAIS** F #26, 18 1989-91

Capitals' 2nd selection (57th overall) in the 1987 Entry Draft. Traded to Minnesota with Trent Klatt for Shawn Chambers, June 21, 1991.

	GP	G	A	PTS	PIM	+/-	PP	SH	GW
CAPS TOTALS	15	0	0	0	4	-3	0	0	0
NHL TOTALS	120	9	18	27	53	-34	4	0	1

**ANTHONY MANTHA\*** F #39 2020-24

Acquired from Detroit for Jakub Vrana, Richard Panik, the Capitals' 1st choice in the 2021 Entry Draft and the Capitals' 2nd choice in the 2022 Entry Draft, April 12, 2021. Traded to Vegas for a second-round pick in the 2024 NHL Draft and a fourth-round pick in the 2026 NHL Draft, March 5, 2024.

	GP	G	A	PTS	PIM	+/-	PP	SH	GW
CAPS TOTALS	174	44	48	92	70	1	5	0	2
NHL TOTALS	494	142	154	296	266	-19	32	0	12

**JASON MARSHALL** D #28 2000-01

Acquired from Anaheim for Alexei Tezikov and the Capitals' 4th choice in the 2001 Entry Draft (Brandon Rogers). Became a free agent, July 1, 2001.

	GP	G	A	PTS	PIM	+/-	PP	SH	GW
CAPS TOTALS	5	0	0	0	17	-1	0	0	0
NHL TOTALS	526	16	51	67	1004	-34	5	1	1

**MIKE MARSON** F #16 1974-79

Capitals' 2nd choice (19th overall) in the 1974 Amateur Draft. Traded to Los Angeles for Steve Clippingdale, June 11, 1979.

	GP	G	A	PTS	PIM	+/-	PP	SH	GW
CAPS TOTALS	193	24	24	48	228	-87	5	0	2
NHL TOTALS	196	24	24	48	233	-89	5	0	2

**GRANT MARTIN** F #21, 25 1985-87

Signed as a free agent, Aug. 6, 1985. Became a free agent, June 1, 1987.

	GP	G	A	PTS	PIM	+/-	PP	SH	GW
CAPS TOTALS	20	0	1	1	10	-6	0	0	0
NHL TOTALS	44	0	4	4	55	-16	0	0	0

**DENNIS MARUK** F #21 1978-83

Acquired from Minnesota for the Capitals' 2nd choice in the 1979 Entry Draft (Tom McCarthy), Oct. 18, 1978. Traded to Minnesota for the North Stars' 2nd choice in the 1984 Entry Draft (Steve Leach), July 5, 1983.

	GP	G	A	PTS	PIM	+/-	PP	SH	GW
CAPS TOTALS	343	182	249	431	365	-46	55	7	11
NHL TOTALS	888	356	522	878	761	-75	89	14	26

**JIM MATHIESON** D #36 1989-90

Capitals' 3rd selection (59th overall) in the 1989 Entry Draft. Became a free agent, July 1994.

	GP	G	A	PTS	PIM	+/-	PP	SH	GW
CAPS TOTALS	2	0	0	0	4	E	0	0	0
NHL TOTALS	2	0	0	0	4	E	0	0	0

**ALAN MAY** F #16 1989-94

Acquired from Los Angeles for the Capitals' 5th choice in the 1989 Entry Draft (Thomas Newman), June 17, 1989. Traded to Dallas for Jim Johnson, March 21, 1994.

	GP	G	A	PTS	PIM	+/-	PP	SH	GW
CAPS TOTALS	345	27	42	69	1189	-19	1	0	4
NHL TOTALS	393	31	45	76	1348	-18	1	0	6

**GARY MCADAM** F #20 1983-84

Acquired on waivers from New Jersey, Nov. 17, 1983. Rights traded to New Jersey for cash, Jan. 18, 1984.

	GP	G	A	PTS	PIM	+/-	PP	SH	GW
CAPS TOTALS	24	1	5	6	12	E	0	0	1
NHL TOTALS	534	96	132	228	243	-54	8	2	14

**MIKE MCEWEN** D #2 1984-85

Signed as a free agent from Los Angeles, Aug. 7, 1984. Became a free agent July 1, 1985.

	GP	G	A	PTS	PIM	+/-	PP	SH	GW
CAPS TOTALS	56	11	27	38	42	22	4	0	3
NHL TOTALS	716	108	296	404	460	-36	43	1	13

**JIM MCGEOUGH** F #23, 24 1981-85

Capitals' 6th choice (110th overall) in 1981 Entry Draft. Traded to Pittsburgh for Mark Taylor, March 12, 1985.

	GP	G	A	PTS	PIM	+/-	PP	SH	GW
CAPS TOTALS	15	3	0	3	12	-2	0	0	0
NHL TOTALS	57	7	10	17	32	-15	0	0	1

**DYLAN MCILRATH\*** D #25, 52 2022-

Signed as a free agent, July 28, 2021.

	GP	G	A	PTS	PIM	+/-	PP	SH	GW
CAPS TOTALS	9	0	2	2	12	-5	0	0	0
NHL TOTALS	75	3	4	7	133	-3	0	0	0

\* ACTIVE PLAYER

# All-Time Player Register

**WALT MCKECHNIE F #10 1977-78**

Acquired from Detroit as compensation for Ron Low, Aug. 17, 1977. Traded to Cleveland for Bob Girard and Cleveland's 2nd choice (Paul MacKinnon) in the 1978 Amateur Draft, Dec. 9, 1977.

	GP	G	A	PTS	PIM	+/-	PP	SH	GW
CAPS TOTALS	16	4	1	5	0	-14	1	0	0
NHL TOTALS	955	214	392	606	469	-115	35	17	24

**JIM MCKENZIE F #33**

Claimed on waivers from Anaheim, Jan. 20, 2000. Became a free agent and signed with New Jersey, July 3, 2000.

	GP	G	A	PTS	PIM	+/-	PP	SH	GW
CAPS TOTALS	30	1	2	3	16	E	0	0	0
NHL TOTALS	880	48	52	100	1739	-86	2	0	6

**DON MCLEAN D #8 1975-76**

Acquired from Philadelphia with Bill Clement and Flyers' 1st choice in the 1975 Amateur Draft (Alex Forsyth) for Capitals' 1st choice in 1975 Amateur Draft (Mel Bridgeman), June 3, 1975. Retired for medical reasons following 1976-77 season.

	GP	G	A	PTS	PIM	+/-	PP	SH	GW
CAPS TOTALS	9	0	0	0	6	-3	0	0	0
NHL TOTALS	9	0	0	0	6	-3	0	0	0

**CONNOR MCMICHAEL\* F #24 2021-**

Capitals' 1st choice (25th overall) in the 2019 NHL Entry Draft.

	GP	G	A	PTS	PIM	+/-	PP	SH	GW
CAPS TOTALS	155	27	24	51	51	-23	2	1	3
NHL TOTALS	155	27	24	51	51	-23	2	1	3

**JIM MCTAGGART D #4, 3 1980-82**

Signed as a free agent from Billings (WHL), Nov. 9, 1979. Released at start of the 1982-83 season.

	GP	G	A	PTS	PIM	+/-	PP	SH	GW
CAPS TOTAL	71	3	10	13	205	-7	0	1	1
NHL TOTALS	71	3	10	13	205	-7	0	1	1

**GERRY MEEHAN F #14 1975-79**

Acquired from Atlanta with Jean Lemieux and Buffalo's 1st pick in the 1976 Amateur Draft (Greg Carroll) for Bill Clement, Jan. 22, 1976. Released and signed with Cincinnati (WHA), Dec. 4, 1978.

	GP	G	A	PTS	PIM	+/-	PP	SH	GW
CAPS TOTALS	208	65	79	144	33	-62	20	1	9
NHL TOTALS	670	180	243	423	111	-116	42	2	23

**DEAN MELANSON D #57 2001-02**

Acquired from Philadelphia for Matt Herr, March 13, 2001. Traded to Ottawa for Josef Boumedienne, Dec. 16, 2002.

	GP	G	A	PTS	PIM	+/-	PP	SH	GW
01-02	4	0	0	0	4	1	0	0	0
NHL TOTALS	9	0	0	0	8	E	0	0	0

**GLEN METROPOLIT F #21 1999-02**

Signed as a free agent, July 19, 1999. Claimed by Tampa Bay in the waiver draft, Sept. 28, 2001. Claimed off waivers from Tampa Bay, Oct. 20, 2001. Claimed by Ottawa in the waiver draft, Oct. 3, 2003.

	GP	G	A	PTS	PIM	+/-	PP	SH	GW
CAPS TOTALS	80	10	37	47	26	10	1	0	2
NHL TOTALS	407	57	102	159	148	39	18	0	10

**BILL MIKKELSON D #4, 3 1974-77**

Acquired in 1974 Expansion Draft (16th pick) from NY Islanders. Became a free agent, June 1, 1977.

	GP	G	A	PTS	PIM	+/-	PP	SH	GW
CAPS TOTALS	60	3	7	10	54	-82	3	0	0
NHL TOTALS	147	4	18	22	105	-147	3	0	0

\* ACTIVE PLAYER

**SONNY MILANO\* F #15 2022-**

Signed as a free agent, Oct. 16, 2022.

	GP	G	A	PTS	PIM	+/-	PP	SH	GW
CAPS TOTALS	113	26	30	56	28	-1	4	0	5
NHL TOTALS	310	62	75	137	74	-27	10	0	13

**MIKE MILLAR F #9 1988-89**

Acquired from Hartford with Neil Sheehy for Ed Kastelic and Grant Jennings, July 6, 1988. Traded to Boston for Alfie Turcotte, Oct. 2, 1989.

	GP	G	A	PTS	PIM	+/-	PP	SH	GW
CAPS TOTALS	18	6	3	9	4	-4	3	0	1
NHL TOTALS	78	18	18	36	12	-9	8	0	3

**KELLY MILLER F #10 1986-99**

Acquired from NY Rangers with Mike Ridley and Bob Crawford for Bobby Carpenter and Washington's 2nd choice in the 1989 Entry Draft (Jason Prosofsky), Jan. 1, 1987.

	GP	G	A	PTS	PIM	+/-	PP	SH	GW
CAPS TOTALS	940	162	246	408	436	75	17	15	29
NHL TOTALS	1057	181	282	463	512	71	19	16	33

**KEVIN MILLER F #14 1992-93**

Acquired from Detroit for Dino Ciccarelli, June 20, 1992. Traded to St. Louis for Paul Cavallini, Nov. 2, 1992.

	GP	G	A	PTS	PIM	+/-	PP	SH	GW
CAPS TOTALS	10	0	3	3	35	-4	0	0	0
NHL TOTALS	620	150	185	335	429	-7	28	14	26

**KIP MILLER F #14 2002-04**

Signed as a free agent, July 9, 2002. Became a free agent, July 1, 2004.

	GP	G	A	PTS	PIM	+/-	PP	SH	GW
CAPS TOTALS	138	21	60	81	26	-11	9	0	2
NHL TOTALS	449	74	165	239	105	-32	17	0	15

**GRAHAM MINK F #39 2003-09**

Signed as a free agent, April 9, 2002. Became a free agent July 1, 2006. Signed as a free agent, July 2, 2008. Became a free agent, July 1, 2009.

	GP	G	A	PTS	PIM	+/-	PP	SH	GW
CAPS TOTALS	7	0	0	0	2	-1	0	0	0
NHL TOTALS	7	0	0	0	2	-1	0	0	0

**DMITRI MIRONOV D #15 1998-01**

Signed as a free agent, July 12, 1998. Became a free agent, July 2001.

	GP	G	A	PTS	PIM	+/-	PP	SH	GW
CAPS TOTALS	155	8	38	46	114	-6	4	0	1
NHL TOTALS	556	54	206	260	568	29	20	1	7

**IVAN MIROSHNICHENKO\* F #63 2023-**

Capitals 1st choice (20th overall) in the 2022 NHL Draft.

	GP	G	A	PTS	PIM	+/-	PP	SH	GW
CAPS TOTALS	21	2	4	6	6	-4	0	0	0
NHL TOTALS	21	2	4	6	6	-4	0	0	0

**GARRETT MITCHELL F #76 2016-17**

Capitals' 6th choice (175th overall) in the 2009 Entry Draft.

	GP	G	A	PTS	PIM	+/-	PP	SH	GW
CAPS TOTALS	1	0	0	0	0	0	0	0	0
NHL TOTALS	1	0	0	0	0	0	0	0	0

**DOUG MOHNS D #2 1974-75**

Purchased from Atlanta, June 20, 1974. Became a free agent, June 1, 1975.

	GP	G	A	PTS	PIM	+/-	PP	SH	GW
CAPS TOTALS	75	2	19	21	54	-54	1	0	0
NHL TOTALS	1,391	248	462	710	1,261	-96	70	6	40

## All-Time Player Register

### HARTLAND MONAHAN F #12 1975-77

Acquired in 1975 Intra-League Draft from NY Rangers. Traded to Pittsburgh for the Penguins' 1st choice in 1979 Entry Draft (later traded to Minnesota-Tom McCarthy), Oct. 17, 1977.

	GP	G	A	PTS	PIM	+/-	PP	SH	GW
CAPS TOTALS	159	40	56	96	72	-77	9	1	6
NHL TOTALS	334	61	80	141	163	-119	11	4	7

### BARRIE MOORE F #25 1999-00

Acquired from Edmonton for Brad Church, Feb. 3, 1999. Selected by Columbus in the 2000 Expansion Draft.

	GP	G	A	PTS	PIM	+/-	PP	SH	GW
CAPS TOTALS	1	0	0	0	0	E	0	0	0
NHL TOTALS	39	2	6	8	18	1	1	0	0

### BRENDAN MORRISON F #9 2009-10

Signed as a free agent, July 10, 2009. Became a free agent, July 1, 2010.

	GP	G	A	PTS	PIM	+/-	PP	SH	GW
CAPS TOTALS	74	12	30	42	40	23	3	0	3
NHL TOTALS	934	200	401	601	452	86	53	8	42

### LEW MORRISON F #22 1974-75

Acquired in 1974 Expansion Draft (19th pick) from Atlanta. Traded to Pittsburgh for Ron Lalonde and the rights to Don Seiling, Dec. 14, 1974.

	GP	G	A	PTS	PIM	+/-	PP	SH	GW
CAPS TOTALS	18	0	4	4	6	-14	0	0	0
NHL TOTALS	564	39	52	91	107	-60	5	4	6

### SHAONE MORRISON D #26 2003-10

Acquired from Boston with Boston's 1st (Jeff Schultz) and 2nd (Mikhail Yunkov) choices in the 2004 Entry Draft for Sergei Gonchar, March 3, 2004. Became a free agent, July 1, 2010.

	GP	G	A	PTS	PIM	+/-	PP	SH	GW
CAPS TOTALS	377	9	53	62	405	26	0	0	3
NHL TOTALS	480	11	64	75	455	34	0	0	4

### JOE MOTZKO F #50 2007-08

Signed as a free agent, July 10, 2007. Traded to Atlanta for Alexandre Giroux, Feb. 26, 2008.

	GP	G	A	PTS	PIM	+/-	PP	SH	GW
CAPS TOTALS	8	2	2	4	0	1	0	0	0
NHL TOTALS	25	4	2	6	0	E	0	0	0

### BRYAN MUIR D #47 2005-07

Acquired from Los Angeles for future considerations, Aug. 12, 2005. Became a free agent, July 1, 2007.

	GP	G	A	PTS	PIM	+/-	PP	SH	GW
CAPS TOTALS	98	11	22	33	114	-6	4	0	1
NHL TOTALS	279	16	37	53	281	-20	4	1	1

### RYAN MULHERN F #26 1997-98

Signed as a free agent, March 17, 1997. Became a free agent, July 1, 1998.

	GP	G	A	PTS	PIM	+/-	PP	SH	GW
CAPS TOTALS	3	0	0	0	0	E	0	0	0
NHL TOTALS	3	0	0	0	0	E	0	0	0

### PAUL MULVEY F #27 1978-81

Capitals' 2nd choice (20th overall) in the 1978 Amateur Draft. Traded to Pittsburgh as compensation for Orest Kindrachuk, Sept. 4, 1981.

	GP	G	A	PTS	PIM	+/-	PP	SH	GW
CAPS TOTALS	187	29	37	66	487	-35	4	0	4
NHL TOTALS	225	30	51	81	613	-42	4	0	4

\* ACTIVE PLAYER

### JOE MURPHY F #9 1999-01

Claimed off waivers from Boston, Feb. 11, 2000. Released, Dec. 9, 2000.

	GP	G	A	PTS	PIM	+/-	PP	SH	GW
CAPS TOTALS	43	6	13	19	73	3	2	0	2
NHL TOTALS	779	233	295	528	810	29	64	8	26

### LARRY MURPHY D #8 1983-89

Acquired from Los Angeles for Brian Engblom and Ken Houston, Oct. 18, 1983. Traded to Minnesota with Mike Gartner for Dino Ciccarelli and Bob Rouse, March 7, 1989.

	GP	G	A	PTS	PIM	+/-	PP	SH	GW
CAPS TOTALS	453	85	259	344	332	57	31	1	9
NHL TOTALS	1615	287	929	1216	1084	200	114	9	37

### ROB MURRAY F #23 1989-91

Capitals' 3rd selection (61st overall) in 1985 Entry Draft. Claimed by Minnesota in 1991 Expansion Draft, May 30, 1991.

	GP	G	A	PTS	PIM	+/-	PP	SH	GW
CAPS TOTALS	58	2	10	12	77	-10	0	0	0
NHL TOTALS	107	4	15	19	111	-10	0	0	1

### TERRY MURRAY D #25 1981-82

Claimed from Philadelphia in the 1981 Waiver Draft, Oct. 5, 1981. Retired following 1981-82 season.

	GP	G	A	PTS	PIM	+/-	PP	SH	GW
CAPS TOTALS	74	3	22	25	60	-14	0	0	0
NHL TOTALS	302	4	76	80	199	-20	0	0	0

### BRANT MYHRES F #74 2000-01

Acquired from Nashville for future considerations, Feb. 1, 2001. Became a free agent, July 1, 2001.

	GP	G	A	PTS	PIM	+/-	PP	SH	GW
CAPS TOTALS	5	0	0	0	29	E	0	0	0
NHL TOTALS	154	6	2	8	687	-9	0	0	2

### JEFF NELSON F #15

Capitals' 4th choice (36th overall) in 1991 Entry Draft. Traded to Nashville for future considerations, Aug. 19, 1998.

	GP	G	A	PTS	PIM	+/-	PP	SH	GW
CAPS TOTALS	43	1	7	8	18	1	0	0	0
NHL TOTALS	52	3	8	11	20	E	0	0	0

### TODD NELSON D #40 1993-94

Signed as a free agent, Aug. 15, 1993. Became a free agent, July 1, 1996.

	GP	G	A	PTS	PIM	+/-	PP	SH	GW
CAPS TOTALS	2	1	0	1	2	1	1	0	1
NHL TOTALS	3	1	0	1	2	1	1	0	1

### AARON NESS D #55 2015-18

Signed as a free agent, July 1, 2015. Became a free agent, July 1, 2019.

	GP	G	A	PTS	PIM	+/-	PP	SH	GW
CAPS TOTALS	18	0	3	3	10	5	0	0	0
NHL TOTALS	72	1	6	7	22	-7	0	0	0

### PAUL NICHOLSON F #24, 27 1974-77

Capitals' 4th choice (55th overall) in the 1974 Amateur Draft. Became a free agent, June 1978.

	GP	G	A	PTS	PIM	+/-	PP	SH	GW
CAPS TOTALS	62	4	8	12	18	-39	0	0	1
NHL TOTALS	62	4	8	12	18	-39	0	0	1

### ANDREI NIKOLISHIN F #13 1996-97

Acquired from Hartford for Curtis Leschyshyn, Nov. 9, 1996. Traded to Chicago with Chris Simon for Michael Nylander, Chicago's 3rd choice in the 2003 Entry Draft (Steve Werner) and future considerations, Nov. 1, 2002.

	GP	G	A	PTS	PIM	+/-	PP	SH	GW
CAPS TOTALS	407	58	113	161	174	20	7	3	6
NHL TOTALS	628	93	187	280	270	23	13	6	9

# All-Time Player Register

**MATT NISKANEN** **D** **#2** **2014-19**

Signed as a free agent, July 1, 2014. Traded to Philadelphia for Radko Gudas, June 14, 2019.

	GP	G	A	PTS	PIM	+/-	PP	SH	GW
CAPS TOTALS	390	29	127	156	150	102	6	0	7
NHL TOTALS	949	72	284	356	489	112	20	1	17

**CLAUDE NOEL** **F** **#23, 20** **1979-80**

Signed as a free agent, Oct. 9, 1979. Released from contract, May 1982.

	GP	G	A	PTS	PIM	+/-	PP	SH	GW
CAPS TOTALS	7	0	0	0	0	-3	0	0	0
NHL TOTALS	7	0	0	0	0	-3	0	0	0

**BRAD NORTON** **D** **#41** **2003-04**

Claimed off waivers from Los Angeles, March 5, 2004. Became a free agent, July 1, 2004.

	GP	G	A	PTS	PIM	+/-	PP	SH	GW
CAPS TOTALS	16	0	1	1	17	-4	0	0	0
NHL TOTALS	124	3	8	11	287	-3	0	0	0

**LEE NORWOOD** **D** **#8** **1981-83**

Acquired from Quebec for Tim Tookey and Capitals' 7th pick (Daniel Poudrier) in 1982 Entry Draft, Feb. 1, 1982. Traded Oct. 6, 1983 to Toronto for Dave Shand.

	GP	G	A	PTS	PIM	+/-	PP	SH	GW
CAPS TOTALS	34	7	11	18	139	4	3	0	1
NHL TOTALS	503	58	153	211	1099	27	22	1	8

**JIRI NOVOTNY** **F** **#13** **2006-07**

Acquired from Buffalo with Buffalo's 1st choice in the 2007 Entry Draft (later traded to San Jose-Nick Petrecki) for Timo Helbling and Dainius Zubrus, Feb. 27, 2007. Became a free agent, July 1, 2006.

	GP	G	A	PTS	PIM	+/-	PP	SH	GW
CAPS TOTALS	18	0	6	6	2	-2	0	0	0
NHL TOTALS	189	20	31	51	66	-15	1	2	0

**MILAN NOVY** **F** **#26, 66** **1982-83**

Capitals' 2nd choice (58th overall) in 1982 Entry Draft. Released following 1982-83 season.

	GP	G	A	PTS	PIM	+/-	PP	SH	GW
CAPS TOTALS	73	18	30	48	16	1	3	0	3
NHL TOTALS	73	18	30	48	16	1	3	0	3

**LAWRENCE NYCHOLAT** **D** **#3** **2006-07**

Signed as a free agent, Aug. 9, 2005. Traded to Ottawa for Andy Hedlund and Ottawa's 6th choice in the 2007 Entry Draft (Justin Taylor), Feb. 26, 2007.

	GP	G	A	PTS	PIM	+/-	PP	SH	GW
CAPS TOTALS	18	2	6	8	12	-3	0	0	0
NHL TOTALS	50	2	7	9	24	-3	0	0	0

**MICHAEL NYLANDER** **F** **#92** **2002-09**

Acquired from Chicago with Chicago's 3rd choice in the 2003 Entry Draft (Steve Werner) and future considerations for Andrei Nikolishin and Chris Simon, Nov. 1, 2002. Traded to Boston for Boston's 4th choice in the 2005 Entry Draft (Patrick McNeill) and Boston's 2nd choice in the 2006 Entry Draft (Francois Bouchard), March 4, 2004. Signed as a free agent, July 2, 2007.

	GP	G	A	PTS	PIM	+/-	PP	SH	GW
CAPS TOTALS	186	37	91	128	100	-15	16	0	5
NHL TOTALS	920	209	470	679	468	75	63	0	33

**ADAM OATES** **F** **#77** **1996-02**

Acquired from Boston with Bill Ranford and Rick Tocchet for Jim Carey, Anson Carter, Jason Allison and the Capitals' 3rd choice in the 1997 Entry Draft (Lee Goren), March 1, 1997. Traded to Philadelphia for Maxime Ouellet and the Flyers' 1st (later traded to Dallas-Martin Vagner), 2nd (Maxime Daigneault) and 3rd (Derek Krstanovich) choices in the 2002 Entry Draft, March 19, 2002.

	GP	G	A	PTS	PIM	+/-	PP	SH	GW
CAPS TOTALS	387	73	290	363	126	5	20	2	15
NHL TOTALS	1,337	341	1,079	1,420	415	35	103	12	56

\* ACTIVE PLAYER

**LIAM O'BRIEN** **F** **#87** **2014-18**

Signed Oct. 6, 2014. Signed with Colorado as a free agent, March 31, 2021

	GP	G	A	PTS	PIM	+/-	PP	SH	GW
CAPS TOTALS	17	1	1	2	28	4	0	0	0
NHL TOTALS	68	3	5	8	174	6	0	0	0

**STEVEN OLEKSY** **D** **#61** **2012-15**

Signed March 4, 2013. Became a free agent July 1, 2015.

	GP	G	A	PTS	PIM	+/-	PP	SH	GW
CAPS TOTALS	62	3	16	19	86	15	0	0	1
NHL TOTAL	73	3	17	20	110	17	0	0	1

**DMITRY ORLOV\*** **D** **#9, 81** **2011-23**

Capitals' 2nd choice (55th overall) in 2009 Entry Draft. Traded to Boston with Garnet Hathaway for a first-round pick in the 2023 NHL Draft, a second-round pick in the 2025 NHL Draft, a third-round pick in the 2024 NHL Draft and Craig Smith, Feb. 23, 2023.

	GP	G	A	PTS	PIM	+/-	PP	SH	GW
CAPS TOTALS	686	60	196	256	279	104	4	0	16
NHL TOTALS	791	70	229	299	327	118	5	1	17

**BROOKS ORPIK** **D** **#44** **2014-19**

Signed as a free agent, July 1, 2014. Traded to Colorado along with Philipp Grubauer for a 2018 second-round pick (Kody Clark). Signed as free agent, July 24, 2018. Retired on June 25, 2019.

	GP	G	A	PTS	PIM	+/-	PP	SH	GW
CAPS TOTAL	332	5	57	62	238	47	0	0	0
NHL TOTALS	1,035	18	176	194	972	79	1	0	1

**OSKAR OSALA** **F** **#48** **2008-09**

Capitals' 6th choice (97th overall) in 2006 Entry Draft. Traded to Carolina with Brian Pothier and a second-round choice in the 2011 Entry Draft for Joe Corvo, March 3, 2010.

	GP	G	A	PTS	PIM	+/-	PP	SH	GW
CAPS TOTALS	2	0	0	0	0	-1	0	0	0
NHL TOTALS	3	0	0	0	0	-1	0	0	0

**T.J. OSHIE\*** **F** **#77** **2015-**

Acquired from St. Louis for Troy Brouwer, Pheonix Copley and St. Louis' 3rd pick in the 2016 Entry Draft, July 2, 2015.

	GP	G	A	PTS	PIM	+/-	PP	SH	GW
CAPS TOTALS	567	192	193	385	302	16	76	2	28
NHL TOTALS	1,010	302	393	695	541	87	99	9	48

**ALEX OVECHKIN\*** **F** **#8** **2005-**

Capitals' 1st choice (1st overall) in 2004 Entry Draft.

	GP	G	A	PTS	PIM	+/-	PP	SH	GW
CAPS TOTALS	1,426	853	697	1,550	817	45	312	5	129
NHL TOTALS	1,426	853	697	1,550	817	45	312	5	129

**MAX PACIORETTY\*** **F** **#67** **2023-24**

Signed as a free agent, July 1, 2023. Became a free agent, July 1, 2024.

	GP	G	A	PTS	PIM	+/-	PP	SH	GW
CAPS TOTALS	47	4	19	23	25	-14	2	0	0
NHL TOTALS	902	330	338	668	493	55	80	7	65

**JOHN PADDOCK** **F** **#17** **1975-76**

Capitals' 3rd choice (37th overall) in 1974 Amateur Draft. Traded to Philadelphia to complete deal for Bob Sirois, Dec. 15, 1975.

	GP	G	A	PTS	PIM	+/-	PP	SH	GW
CAPS TOTALS	8	1	1	2	12	-5	0	0	0
NHL TOTALS	87	8	14	22	86	-22	0	0	0



## All-Time Player Register

### RICHARD PANIK F #14 2019-21

Signed as a free agent, July 1, 2019. Traded to Detroit along with Jakub Vrana, the Capitals' first choice in the 2021 NHL Entry Draft and the Capitals' second choice in the 2022 NHL Entry Draft in exchange for Anthony Mantha, April 12, 2021.

	GP	G	A	PTS	PIM	+/-	PP	SH	GW
CAPS TOTALS	95	12	19	31	52	5	1	0	1
NHL TOTALS	521	88	107	195	274	8	12	1	11

### BOB PARADISE D #4 1975-77

Acquired from Pittsburgh for Capitals' 2nd-round pick in the 1976 Amateur Draft (Greg Malone), Nov. 26, 1975. Traded to Pittsburgh for rights to Don Awrey, Oct. 1, 1977.

	GP	G	A	PTS	PIM	+/-	PP	SH	GW
CAPS TOTALS	70	0	13	13	62	-44	0	0	0
NHL TOTALS	368	8	54	62	393	-116	1	0	1

### DOUG PATEY F #10, 23, 12, 16 1976-79

Capitals' 5th choice (73rd overall) in the 1976 Amateur Draft. Claimed by Edmonton in 1979 Expansion Draft.

	GP	G	A	PTS	PIM	+/-	PP	SH	GW
CAPS TOTALS	45	4	2	6	8	-16	0	0	0
NHL TOTALS	45	4	2	6	8	-16	0	0	0

### CRAIG PATRICK F #11 1976-79

Signed as a free agent, Feb. 1, 1977. Retired following 1978-79 season.

	GP	G	A	PTS	PIM	+/-	PP	SH	GW
CAPS TOTALS	75	9	18	27	6	-19	2	0	0
NHL TOTALS	401	72	91	163	61	-131	9	2	3

### KENT PAYNTER F #36, 37 1989-91

Signed as a free agent, Aug. 21, 1989. Traded to Winnipeg with Bob Joyce and Tyler Larter for Craig Duncanson, Brent Hughes and Simon Wheeldon, May 21, 1991.

	GP	G	A	PTS	PIM	+/-	PP	SH	GW
CAPS TOTALS	14	1	2	3	33	-7	0	0	0
NHL TOTALS	37	1	3	4	69	-22	0	0	0

### PAT PEAKE F #14 1993-98

Capitals' 1st choice (14th overall) in the 1991 Entry Draft. Retired, Sept. 1, 1998.

	GP	G	A	PTS	PIM	+/-	PP	SH	GW
CAPS TOTALS	134	28	41	69	105	3	11	0	4
NHL TOTALS	134	28	41	69	105	3	11	0	4

### ROB PEARSON F #25 1994-95

Acquired from Toronto with Toronto's 1st choice (Nolan Baumgartner) in the 1994 Entry Draft for Mike Ridley and Washington's 1st choice (Eric Fichaud) in the 1994 Entry Draft, June 28, 1994.

	GP	G	A	PTS	PIM	+/-	PP	SH	GW
CAPS TOTALS	32	0	6	6	96	-6	0	0	0
NHL TOTALS	269	56	54	110	645	-31	16	0	8

### STEPHEN PEAT F #51 2001-06

Acquired from Anaheim in exchange for Washington's 4th choice in the 2000 Entry Draft (Michel Ouellet), June 1, 2000. Traded to Carolina for Colin Forbes, Dec. 28, 2005.

	GP	G	A	PTS	PIM	+/-	PP	SH	GW
CAPS TOTALS	130	8	2	10	234	-16	0	0	0
NHL TOTALS	130	8	2	10	234	-16	0	0	0

### ANDRE PELOFFY F #26 2017-18

Signed as free agent July 1, 2017.

	GP	G	A	PTS	PIM	+/-	PP	SH	GW
CAPS TOTALS	2	0	0	0	4	0	0	0	0
NHL TOTALS	9	0	0	0	0	-8	0	0	0

### ANTHONY PELUSO F #14 2017-18

Signed as a free agent, July 1, 2017. Became a free agent, July 1, 2018.

	GP	G	A	PTS	PIM	+/-	PP	SH	GW
CAPS TOTALS	2	0	0	0	4	0	0	0	0
NHL TOTALS	148	4	10	14	220	-4	0	0	0

### DUSTIN PENNER F #17 2013-14

Acquired from Anaheim in exchange for Anaheim's fourth round pick in the 2014 Entry Draft, previously acquired by Washington, March 4, 2014. Became a free agent July 1, 2014.

	GP	G	A	PTS	PIM	+/-	PP	SH	GW
CAPS TOTALS	18	1	2	3	2	3	0	0	0
NHL TOTALS	589	151	159	310	354	6	50	1	21

### MATHIEU PERREAU F #85 2009-13

Capitals' 10th choice (177th overall) in the 2006 Entry Draft. Traded to Anaheim for John Mitchell and a fourth-round draft pick (Brent Moran) in the 2014 NHL Draft, September 29, 2013.

	GP	G	A	PTS	PIM	+/-	PP	SH	GW
CAPS TOTALS	159	33	37	70	70	17	6	0	6
NHL TOTALS	708	143	209	352	322	17	38	0	18

### JORGEN PETTERSSON F #12 1985-86

Acquired from Hartford for Doug Jarvis, Dec. 8, 1985. Released from contract, Oct. 23, 1986.

	GP	G	A	PTS	PIM	+/-	PP	SH	GW
CAPS TOTALS	47	8	16	24	10	-4	2	0	3
NHL TOTALS	435	174	192	366	117	-14	42	3	24

### MATT PETTINGER F #28, 18 2000-08

Capitals' 2nd choice (43rd overall) in the 2000 Entry Draft. Traded to Vancouver for Matt Cooke, Feb. 26, 2008.

	GP	G	A	PTS	PIM	+/-	PP	SH	GW
CAPS TOTALS	334	52	47	99	169	-44	11	8	7
NHL TOTALS	422	65	58	123	210	-55	13	8	10

### MATTHEW PHILLIPS\* F #45 2023-24

Signed as a free agent, July 2, 2023. Became a free agent, July 1, 2024.

	GP	G	A	PTS	PIM	+/-	PP	SH	GW
CAPS TOTALS	28	1	4	5	0	-3	0	0	0
NHL TOTALS	34	1	4	5	2	-3	0	0	0

### ROBERT PICARD D #24 1977-80

Capitals' 1st choice (3rd overall) in the 1977 Amateur Draft. Traded to Toronto with Tim Coulis and Washington's 2nd choice (Bob McGill) in the 1980 Entry Draft for Mike Palmateer and Toronto's 3rd choice (Torrie Robertson), June 11, 1980.

	GP	G	A	PTS	PIM	+/-	PP	SH	GW
CAPS TOTALS	230	42	114	156	308	-44	15	0	7
NHL TOTALS	899	104	319	423	1025	-43	26	5	18

### GARRETT PILON F #40 2020-22

Capitals' 3rd choice (87th overall) in the 2016 NHL Entry Draft. Became a free agent, July 1, 2023.

	GP	G	A	PTS	PIM	+/-	PP	SH	GW
CAPS TOTALS	3	1	0	1	0	1	0	0	0
NHL TOTALS	3	1	0	1	0	1	0	0	0

### BRIAN PINHO F #64 2020-21

Capitals' 6th choice (174th overall) in the 2013 NHL Entry Draft. Became a free agent, July 13, 2022.

	GP	G	A	PTS	PIM	+/-	PP	SH	GW
CAPS TOTALS	2	0	0	0	0	-2	0	0	0
NHL TOTALS	2	0	0	0	0	-2	0	0	0

### MICHAL PIVONKA F #20 1986-99

Capitals' 3rd choice (59th overall) in the 1984 Entry Draft. Became a free agent, July 1, 1999.

	GP	G	A	PTS	PIM	+/-	PP	SH	GW
CAPS TOTALS	825	181	418	599	476	18	56	12	27
NHL TOTALS	825	181	418	599	476	18	56	12	27

\* ACTIVE PLAYER

# All-Time Player Register

**HARVIE POCAZ** F #18, 27 1979-82

Capitals' 3rd choice (67th overall) in the 1979 Entry Draft. Became a free agent, June 1, 1983.

	GP	G	A	PTS	PIM	+/-	PP	SH	GW
CAPS TOTALS	3	0	0	0	2	-2	0	0	0
NHL TOTALS	3	0	0	0	2	-2	0	0	0

**ANDREJ PODKONICKY** F #65 2003-04

Signed as a free agent, July 14, 2003. Became a free agent, July 1, 2004.

	GP	G	A	PTS	PIM	+/-	PP	SH	GW
CAPS TOTALS	2	0	0	0	0	-1	0	0	0
NHL TOTALS	8	1	0	1	2	-1	0	0	0

**GREG POLIS** F #18 1978-80

Acquired on waivers from NY Rangers, Jan. 15, 1979. Contract bought out, Oct. 15, 1980.

	GP	G	A	PTS	PIM	+/-	PP	SH	GW
CAPS TOTALS	47	13	11	24	25	-3	6	0	1
NHL TOTALS	615	174	169	343	391	-77	42	4	14

**BRIAN POTHIER** D #2 2006-10

Signed as a free agent, July 1, 2006. Traded to Carolina with Oskar Osala and a second-round choice in the 2011 Entry Draft for Joe Corvo, March 3, 2010.

	GP	G	A	PTS	PIM	+/-	PP	SH	GW
CAPS TOTALS	160	13	43	56	89	6	4	0	2
NHL TOTALS	362	26	92	118	202	29	9	0	7

**TOM POTI** D #3 2007-13

Signed as a free agent, July 1, 2007. Became a free agent July 5, 2013.

	GP	G	A	PTS	PIM	+/-	PP	SH	GW
CAPS TOTALS	230	11	64	75	126	32	2	0	1
NHL TOTALS	824	69	258	327	586	44	29	1	19

**DAVE POULIN** F #9 1993-95

Signed as a free agent, Aug. 3, 1993. Retired following 1994-95 season.

	GP	G	A	PTS	PIM	+/-	PP	SH	GW
CAPS TOTALS	92	10	24	34	62	1	0	3	0
NHL TOTALS	724	205	325	530	482	212	12	39	28

**JEAN PRONOVOST** F #22 1980-82

Acquired from Calgary for future considerations, July 1, 1980. Retired following 19CAPS TOTALS season.

	GP	G	A	PTS	PIM	+/-	PP	SH	GW
CAPS TOTALS	90	23	38	61	65	-16	6	1	4
NHL TOTALS	998	391	383	774	413	49	85	17	57

**ALIAKSEI PROTAS\*** F #59, 21 2021-

Capitals' 3rd choice (91st overall) in the 2019 NHL Draft.

	GP	G	A	PTS	PIM	+/-	PP	SH	GW
CAPS TOTALS	169	13	40	53	20	-7	0	0	1
NHL TOTALS	169	13	40	53	20	-7	0	0	1

**JOHN PURVES** F #37 1990-91

Capitals' 6th choice (103rd overall) in the 1986 Entry Draft. Became a free agent, July 1, 1992.

	GP	G	A	PTS	PIM	+/-	PP	SH	GW
CAPS TOTALS	7	1	0	1	0	-3	0	0	1
NHL TOTALS	7	1	0	1	0	-3	0	0	1

**NELSON PYATT** F #26 1974-76

Acquired Feb. 28, 1975, from Detroit for the Capitals' 3rd choice (Allen Cameron) in the 1975 Amateur Draft. Became a free agent and was traded to Colorado for the rights to free agent Guy Charron, Sept. 1, 1976.

	GP	G	A	PTS	PIM	+/-	PP	SH	GW
CAPS TOTALS	93	32	27	59	35	-70	5	0	1
NHL TOTALS	296	71	63	134	69	-136	8	0	5

\* ACTIVE PLAYER

**JOEL QUENNEVILLE** D #2 1990-91

Acquired from Hartford for future considerations, Oct. 3, 1990. Released from contract, June 17, 1991.

	GP	G	A	PTS	PIM	+/-	PP	SH	GW
CAPS TOTALS	9	1	0	1	0	-8	0	0	0
NHL TOTALS	803	54	136	190	705	-89	6	4	6

**MICHAEL RAFFL** F #17 2010-21

Acquired from Philadelphia for the Capitals' 5th choice in the 2021 NHL Entry Draft, April 12, 2021. Became free agent, July 28, 2021

	GP	G	A	PTS	PIM	+/-	PP	SH	GW
CAPS-TOTALS	10	1	2	3	7	1	0	0	1
NHL TOTALS	590	89	90	179	235	-7	4	4	23

**ERROL RAUSSE** F #6, 14, 12 1979-82

Capitals' 2nd choice (24th overall) in the 1979 Entry Draft. Became a free agent, June 1, 1983.

	GP	G	A	PTS	PIM	+/-	PP	SH	GW
CAPS TOTALS	31	7	3	10	0	3	0	0	0
NHL TOTALS	31	7	3	10	0	3	0	0	0

**JOEL RECHLIZ** F #54 2011-12

Signed as a free agent, Jan. 30, 2012. Became a free agent, July 1, 2012.

	GP	G	A	PTS	PIM	+/-	PP	SH	GW
CAPS TOTALS	3	0	0	0	10	0	0	0	0
NHL TOTALS	26	0	1	1	105	-3	0	0	0

**JOE REEKIE** D #29 1993-02

Acquired from Tampa Bay for Enrico Ciccone, the Capitals' third-round choice in the 1994 Entry Draft and the return of a previously acquired conditional pick, March 21, 1994. Traded to Chicago for future considerations (4th choice in 2002 Entry Draft, Pert Dvorak), Jan. 17, 2002.

	GP	G	A	PTS	PIM	+/-	PP	SH	GW
CAPS TOTALS	485	11	64	75	688	86	0	0	2
NHL TOTALS	902	25	139	164	1326	150	1	0	5

**PAT RIBBLE** D #2 1979-82

Acquired from Toronto for Mike Kaszycki, Feb. 14, 1980. Traded to Calgary with future considerations for Bobby Gould and Randy Holt, Nov. 25, 1981.

	GP	G	A	PTS	PIM	+/-	PP	SH	GW
CAPS TOTALS	98	5	22	27	147	-15	3	0	1
NHL TOTALS	349	19	60	79	365	-14	4	0	2

**MIKE RIBEIRO** F #9 2012-13

Acquired from Dallas for Cody Eakin and Washington's second-round choice in the 2012 NHL Entry Draft, June 22, 2012. Became a free agent July 5, 2013.

	GP	G	A	PTS	PIM	+/-	PP	SH	GW
CAPS TOTALS	48	13	36	49	53	-4	6	0	1
NHL TOTALS	1,074	228	565	793	577	5	73	2	32

**MIKE RICHARD** F #14, 34 1987-90

Signed as a free agent, Oct. 9, 1987. Signed to play in Switzerland following the 1989-90 season.

	GP	G	A	PTS	PIM	+/-	PP	SH	GW
CAPS TOTALS	7	0	2	2	2	-1	0	0	0
NHL TOTALS	7	0	2	2	0	-1	0	0	0

**MIKE RICHARDS** F #10 2015-16

Signed as a free agent, Jan. 6, 2016. Became a free agent, July 1, 2016.

	GP	G	A	PTS	PIM	+/-	PP	SH	GW
CAPS TOTALS	39	2	3	5	8	-2	0	0	1
NHL TOTALS	749	181	306	487	585	16	50	28	30

## All-Time Player Register

### MIKE RIDLEY F #17 1986-94

Acquired from NY Rangers with Bob Crawford and Kelly Miller for Bob Carpenter and Capitals' 2nd choice (Jason Profosky) in the 1989 Entry Draft, Jan. 1, 1987. Traded to Toronto with Capitals' 1st choice (Eric Fichaud) in the 1994 Entry Draft (acquired from St. Louis as compensation for Scott Stevens) for Rob Pearson and Toronto's 1st choice (Nolan Baumgartner) in the 1994 Entry Draft, June 28, 1994.

	GP	G	A	PTS	PIM	+/-	PP	SH	GW
CAPS TOTALS	588	218	329	547	250	49	69	17	32
NHL TOTALS	866	292	466	758	424	37	87	19	46

### BILL RILEY F #18, 8, 12 1974-79

Put on negotiation list, Dec. 20, 1974. Signed to NHL contract from Dayton (IHL), Jan. 18, 1977. Claimed off waivers from Winnipeg in 1979 Expansion Draft, June 13, 1979.

	GP	G	A	PTS	PIM	+/-	PP	SH	GW
CAPS TOTALS	125	28	28	56	313	-18	10	0	2
NHL TOTALS	139	31	30	61	320	-18	12	0	3

### GARY RISSLING F #23, 12, 20 1978-80

Signed as a free agent from Port Huron (IHL), Dec. 4, 1978. Traded to Pittsburgh on Jan. 2, 1981, for the Penguins' 5th choice (Peter Sidorkiewicz) in the 1981 Entry Draft.

	GP	G	A	PTS	PIM	+/-	PP	SH	GW
CAPS TOTALS	37	3	4	7	176	-11	1	0	1
NHL TOTALS	221	23	30	53	1008	-49	2	0	2

### TORRIE ROBERTSON F #25, 32, 33 1980-83

Capitals' 3rd choice (55th overall) in the 1980 Entry Draft. Traded to Hartford for Greg Adams, Oct. 3, 1983.

	GP	G	A	PTS	PIM	+/-	PP	SH	GW
CAPS TOTALS	62	10	13	23	208	-5	3	0	0
NHL TOTALS	442	49	99	148	1751	-50	7	0	8

### LOUIS ROBITAILLE F #41 2005-06

Signed as a free agent, Aug. 24, 2004. Became a free agent, July 1, 2007.

	GP	G	A	PTS	PIM	+/-	PP	SH	GW
CAPS TOTALS	2	0	0	0	5	-1	0	0	0
NHL TOTALS	2	0	0	0	5	-1	0	0	0

### TODD ROHLOFF D #38 2001-04

Signed as a free agent, July 21, 2000. Became a free agent, July 1, 2003. Claimed off waivers from Columbus, Jan. 9, 2004. Became a free agent, July 1, 2004.

	GP	G	A	PTS	PIM	+/-	PP	SH	GW
CAPS TOTALS	51	0	4	4	32	-7	0	0	0
NHL TOTALS	75	0	6	6	40	-19	0	0	0

### BOB ROUSE D #8 2988-91

Acquired from Minnesota with Dino Ciccarelli for Mike Gartner and Larry Murphy, March 7, 1989. Traded to Toronto with Peter Zezel for Al Iafrate, Jan. 16, 1991.

	GP	G	A	PTS	PIM	+/-	PP	SH	GW
CAPS TOTALS	130	9	33	42	224	-7	1	0	2
NHL TOTALS	1061	37	181	218	1559	-36	4	4	6

### TOM ROWE F #24, 17 1976-82

Capitals' 3rd choice (37th overall) in the 1976 Amateur Draft. Traded Jan. 17, 1980, to Hartford for Alan Hangesleben. Signed as a free agent, Jan. 31, 1982. Became a free agent and signed with Detroit, Aug. 9, 1982.

	GP	G	A	PTS	PIM	+/-	PP	SH	GW
CAPS TOTALS	191	56	58	114	315	-39	9	0	6
NHL TOTALS	357	85	100	185	615	-80	12	1	9

### KEN SABOURIN D #8, 2 1990-92

Acquired from Calgary for Paul Fenton, Jan. 24, 1991. Traded to Calgary for future considerations, Dec. 16, 1992.

	GP	G	A	PTS	PIM	+/-	PP	SH	GW
CAPS TOTALS	47	1	4	5	129	1	0	0	0
NHL TOTALS	74	2	8	10	201	14	0	0	0

\* ACTIVE PLAYER

### JOE SACCO F #14 1999-02

Signed as a free agent, July 27, 1999. Became a free agent, July 2002.

	GP	G	A	PTS	PIM	+/-	PP	SH	GW
CAPS TOTALS	213	14	30	44	149	-2	0	0	1
NHL TOTALS	738	94	119	213	421	-44	7	7	13

### ANDREAS SALOMONSSON F #16 2002-03

Claimed off waivers from New Jersey, Oct. 15, 2002. Became a free agent, July 1, 2003.

	GP	G	A	PTS	PIM	+/-	PP	SH	GW
CAPS TOTALS	32	1	4	5	14	-1	0	0	0
NHL TOTALS	71	5	9	14	36	-12	1	0	1

### GARY SAMPSON F #20, 12, 28 1983-87

Signed as a free agent from US Olympic Team, Feb. 21, 1984. Became a free agent, June 1987.

	GP	G	A	PTS	PIM	+/-	PP	SH	GW
CAPS TOTALS	105	13	22	35	25	9	0	1	1
NHL TOTALS	105	13	22	35	25	9	0	1	1

### RASMUS SANDIN\* D #38 2023-

Acquired from Toronto for Erik Gustafsson and Boston's first-round pick in the 2023 NHL Draft.

	GP	G	A	PTS	PIM	+/-	PP	SH	GW
CAPS TOTALS	87	6	32	38	40	-20	0	0	1
NHL TOTALS	227	16	70	86	77	-2	0	0	5

### ZACH SANFORD F #82 2016-17

Capitals' 3rd choice (61st overall) in 2013 Entry Draft. Traded to St. Louis with Brad Malone, a 2017 first round pick and a conditional pick for Kevin Shattenkirk and Pheonix Copley, Feb. 27, 2017.

	GP	G	A	PTS	PIM	+/-	PP	SH	GW
CAPS TOTALS	26	2	1	3	6	0	0	0	1
NHL TOTALS	289	47	48	95	134	-5	5	1	10

### REGGIE SAVAGE F #38, 15 1990-93

Capitals' 1st choice (15th overall) in the 1988 Entry Draft. Traded to Quebec with Paul MacDermid for Mike Hough, June 20, 1993.

	GP	G	A	PTS	PIM	+/-	PP	SH	GW
CAPS TOTALS	17	2	3	5	12	-5	2	0	0
NHL TOTALS	34	5	7	12	28	-2	3	0	0

### PETER SCAMURRA D #6, 29, 3 1975-76

Capitals' 2nd choice (19th overall) in the 1975 Amateur Draft. Contract bought out, Sept. 15, 1980.

	GP	G	A	PTS	PIM	+/-	PP	SH	GW
CAPS TOTALS	132	8	25	33	59	-58	2	1	0
NHL TOTALS	132	8	25	33	59	-58	2	1	0

### CAMERON SCHILLING D #45 2023-15

Signed as a free agent, March 27, 2012. Became a free agent, July 1, 2015.

	GP	G	A	PTS	PIM	+/-	PP	SH	GW
CAPS TOTALS	6	0	0	0	0	-2	0	0	0
NHL TOTALS	6	0	0	0	0	-2	0	0	0

### BRAD SCHLEGEL D #28 1991-93

Capitals' 8th choice (144th overall) in the 1988 Entry Draft. Traded to Calgary for Flames' 7th choice (Andrew Brunette) in the 1993 Entry Draft, June 26, 1993.

	GP	G	A	PTS	PIM	+/-	PP	SH	GW
CAPS TOTALS	22	0	2	2	6	-3	0	0	0
NHL TOTALS	48	1	8	9	10	-7	0	0	0

### NATE SCHMIDT\* D #88 2013-17

Signed as a free agent, April 2, 2013. Selected by Vegas in 2017 Expansion Draft.

	GP	G	A	PTS	PIM	+/-	PP	SH	GW
CAPS TOTALS	200	8	35	43	48	36	0	0	1
NHL TOTALS	661	47	173	220	122	102	8	0	6

# All-Time Player Register

<b>DWIGHT SCHOFIELD</b>	<b>D</b>	<b>#2</b>	<b>1985-86</b>					
Claimed from St. Louis in 1985 Waiver Draft, Oct. 7, 1985. Traded to Pittsburgh for cash, Oct. 8, 1986.								
GP	G	A	PTS	PIM	+/-	PP	SH	GW
CAPS TOTALS	50	1	2	3	127	5	0	0
NHL TOTALS	211	8	22	30	631	E	0	1

<b>JEFF SCHULTZ</b>	<b>D</b>	<b>#55</b>	<b>2006-13</b>					
Washington's 2nd choice (27th overall) in the 2004 Entry Draft. Became a free agent July 5, 2013.								
GP	G	A	PTS	PIM	+/-	PP	SH	GW
CAPS TOTALS	399	11	64	75	133	78	0	1
NHL TOTALS	409	11	65	76	137	78	0	1

<b>JUSTIN SCHULTZ*</b>	<b>D</b>	<b>#2</b>	<b>2020-22</b>					
Signed as a free agent, Oct. 9, 2020. Became a free agent, July 13, 2022.								
GP	G	A	PTS	PIM	+/-	PP	SH	GW
CAPS TOTALS	120	7	43	50	26	-3	2	0
NHL TOTALS	745	71	253	324	198	-57	14	0

<b>STEVE SEFTEL</b>	<b>F</b>	<b>#40</b>	<b>1990-91</b>					
Capitals' 2nd choice (40th overall) in the 1986 Entry Draft. Became a free agent, July 1, 1992.								
GP	G	A	PTS	PIM	+/-	PP	SH	GW
CAPS TOTALS	4	0	0	0	2	-2	0	0
NHL TOTALS	4	0	0	0	2	-2	0	0

<b>ROD SEILING</b>	<b>D</b>	<b>#17</b>	<b>1974-75</b>					
Claimed off waivers from NY Rangers, Oct. 29, 1974. Traded to Toronto for Tim Eccelstone and Willy Brossart, Nov. 2, 1974.								
GP	G	A	PTS	PIM	+/-	PP	SH	GW
CAPS TOTALS	1	0	0	0	0	E	0	0
NHL TOTALS	979	62	269	331	601	187	5	3

<b>STEVE SELF</b>	<b>F</b>	<b>#19</b>	<b>1976-77</b>					
Signed to a three-game amateur tryout and released, Oct. 10, 1976.								
GP	G	A	PTS	PIM	+/-	PP	SH	GW
CAPS TOTALS	3	0	0	0	0	-3	0	0
NHL TOTALS	3	0	0	0	0	-3	0	0

<b>ALEXANDER SEMIN</b>	<b>F</b>	<b>#28</b>	<b>2003-12</b>					
Capitals' 2nd choice (13th overall) in the 2002 Entry Draft. Became a free agent, July 1, 2012.								
GP	G	A	PTS	PIM	+/-	PP	SH	GW
CAPS TOTALS	469	197	211	408	450	65	55	3
NHL TOTALS	650	239	278	517	582	71	65	4

<b>MICHAEL SGARBOSSA*</b>	<b>F</b>	<b>#23</b>	<b>2019-</b>					
Signed as a free agent, July 1, 2018.								
GP	G	A	PTS	PIM	+/-	PP	SH	GW
CAPS TOTALS	42	6	7	13	2	5	0	0
NHL TOTALS	90	8	15	23	25	-3	1	0

<b>DAVE SHAND</b>	<b>D</b>	<b>#26</b>	<b>1983-85</b>					
Acquired from Toronto for Lee Norwood, Oct. 6, 1983. Released, June 1985.								
GP	G	A	PTS	PIM	+/-	PP	SH	GW
CAPS TOTALS	85	5	16	21	158	24	0	0
NHL TOTALS	421	19	84	103	544	80	0	1

<b>KEVIN SHATTENKIRK*</b>	<b>D</b>	<b>#22</b>	<b>2016-17</b>					
Acquired from St. Louis for Zach Sanford, Brad Malone, a 2017 first round pick and a conditional pick, Feb. 28, 2017. Signed as free agent with NY Rangers July 1, 2017.								
GP	G	A	PTS	PIM	+/-	PP	SH	GW
CAPS TOTALS	19	2	12	14	10	4	1	0
NHL TOTALS	952	103	381	484	544	-29	44	0

\* ACTIVE PLAYER

<b>BRAD SHAW</b>	<b>D</b>	<b>#4</b>	<b>1998-99</b>					
Claimed on waivers from Ottawa, March 10, 1999. Traded to St. Louis with the Capitals' 8th choice in the 1999 Entry Draft (Colin Hemingway) for St. Louis' 6th choice in 1999 (Kyle Clark), March 18, 1999.								
GP	G	A	PTS	PIM	+/-	PP	SH	GW
CAPS TOTALS	4	0	0	0	4	E	0	0
NHL TOTALS	377	22	137	159	208	-93	11	0

<b>CONOR SHEARY*</b>	<b>F</b>	<b>#73</b>	<b>2020-23</b>					
Signed as a free agent, Dec. 22, 2020. Became a free agent, July 1, 2023.								
GP	G	A	PTS	PIM	+/-	PP	SH	GW
CAPS TOTALS	206	48	54	102	50	6	5	2
NHL TOTALS	588	124	143	267	124	5	14	2

<b>NEIL SHEEHY</b>	<b>D</b>	<b>#15</b>	<b>1988-91</b>					
Acquired from Hartford with Mike Millar for Grant Jennings and Ed Kastelic, July 6, 1988. Became a free agent, July 1991.								
GP	G	A	PTS	PIM	+/-	PP	SH	GW
CAPS TOTALS	131	4	9	13	470	7	0	0
NHL TOTALS	379	18	47	65	1311	28	1	0

<b>JONAS SIEGENTHALER*</b>	<b>D</b>	<b>#34</b>	<b>2018-21</b>					
Capitals' 2nd choice (57th overall) in 2015 NHL Entry Draft. Traded to New Jersey for a conditional third round choice in the 2021 NHL Draft, April 11, 2021.								
GP	G	A	PTS	PIM	+/-	PP	SH	GW
CAPS TOTALS	97	2	11	13	55	14	0	0
NHL TOTALS	312	8	49	57	163	23	1	0

<b>ZACH SILL</b>	<b>F</b>	<b>#12, 15</b>	<b>2015-16</b>					
Signed as a free agent, July 16, 2015.								
GP	G	A	PTS	PIM	+/-	PP	SH	GW
CAPS TOTALS	10	1	0	1	2	0	0	0
NHL TOTALS	93	2	3	5	98	-9	0	0

<b>MIKE SILTALA</b>	<b>F</b>	<b>#12, 15</b>	<b>1981-82</b>					
Capitals' 4th choice (89th overall) in the 1981 Entry Draft. Became a free agent, June 1986.								
GP	G	A	PTS	PIM	+/-	PP	SH	GW
CAPS TOTALS	3	1	0	1	2	-1	0	0
NHL TOTALS	7	1	0	1	8	E	0	0

<b>CHRIS SIMON</b>	<b>F</b>	<b>#17</b>	<b>1996-03</b>					
Acquired from Colorado with Curtis Leschyshyn for Keith Jones and Washington's 1st (Scott Parker) and 4th (later traded back to Washington-Krys Barch) choices in 1998 Entry Draft, Nov. 2, 1996. Traded to Chicago with Andrei Nikolishin for Michael Nylander, Chicago's 3rd choice in the 2003 Entry Draft (Steve Werner) and future considerations, Nov. 1, 2002.								
GP	G	A	PTS	PIM	+/-	PP	SH	GW
CAPS TOTALS	320	72	79	151	666	-18	19	0
NHL TOTALS	782	144	161	305	1824	28	33	0

<b>BOB SIROIS</b>	<b>F</b>	<b>#25</b>	<b>1975-76</b>					
Acquired from Philadelphia for future considerations (John Paddock), Dec. 16, 1975. Released from contract, Nov. 21, 1981.								
GP	G	A	PTS	PIM	+/-	PP	SH	GW
CAPS TOTALS	282	91	120	211	38	-54	23	1
NHL TOTALS	286	92	120	212	42	-53	23	1

<b>JOHN SLANEY</b>	<b>D</b>	<b>#28</b>	<b>1993-95</b>					
Capitals' 1st choice (9th overall) in the 1990 Entry Draft. Traded to Colorado for Colorado's 3rd choice in the 1996 Entry Draft (Shawn McNeil), July 12, 1995.								
GP	G	A	PTS	PIM	+/-	PP	SH	GW
CAPS TOTALS	63	7	12	19	33	E	3	0
NHL TOTALS	268	22	69	91	99	-26	9	1

# All-Time Player Register

**TYLER SLOAN** **D** **#89** **2008-11**

Signed as free agent, July 2, 2008. Became a free agent, July 1, 2011.

	GP	G	A	PTS	PIM	+/-	PP	SH	GW
CAPITALS TOTAL	99	4	13	17	50	-3	0	0	0
NHL TOTALS	99	4	13	17	50	-3	0	0	0

**CRAIG SMITH \*** **F** **#16** **2022-23**

Acquired from Boston with a 2023 first-round pick, a 2025 second-round pick and a 2024 third-round pick for Garnet Hathaway and Dmitry Orlov.

	GP	G	A	PTS	PIM	+/-	PP	SH	GW
CAPITALS TOTAL	22	5	1	6	4	1	0	0	2
NHL TOTALS	928	211	223	434	361	97	46	0	31

**DENNIS SMITH** **D** **#38** **1989-90**

Signed as free agent, July 1989. Became a free agent and signed with Los Angeles, July 1990.

	GP	G	A	PTS	PIM	+/-	PP	SH	GW
CAPITALS TOTAL	4	0	0	0	0	E	0	0	0
NHL TOTALS	8	0	0	0	4	3	0	0	0

**JOE SNIVELY \*** **F** **#91** **2021-24**

Signed as free agent, March 18, 2019. Became a free agent, July 1, 2024.

	GP	G	A	PTS	PIM	+/-	PP	SH	GW
CAPITALS TOTAL	27	6	5	11	2	5	1	0	0
NHL TOTALS	27	6	5	11	2	5	1	0	0

**DANIEL SPRONG \*** **F** **#10** **2020-22**

Acquired from Anaheim in exchange for Christian Djoos, Feb. 24, 2020. Traded to Seattle with a 2022 4th round choice and a 2023 6th choice for Marcus Johansson, March 21, 2022.

	GP	G	A	PTS	PIM	+/-	PP	SH	GW
TOTAL	89	21	13	34	20	13	0	0	3
NHL TOTALS	344	85	74	159	66	-2	14	0	11

**GORD SMITH** **D** **#6, 8** **1974-79**

Acquired in 1974 Expansion Draft (7th pick) from Los Angeles. Claimed by Winnipeg in 1979 Expansion Draft, June 13, 1979.

	GP	G	A	PTS	PIM	+/-	PP	SH	GW
CAPITALS TOTAL	286	9	30	39	276	-132	4	0	1
NHL TOTALS	299	9	30	39	284	-137	4	0	1

**GREG SMITH** **D** **#19** **1985-88**

Acquired from Detroit with John Barrett for Darren Veitch, March 10, 1986. Retired following 1987-88 season.

	GP	G	A	PTS	PIM	+/-	PP	SH	GW
CAPITALS TOTAL	113	1	18	19	108	2	0	0	0
NHL TOTALS	829	56	232	288	1110	-120	11	1	7

**RICK SMITH** **D** **#19** **1980-81**

Claimed from Detroit on waivers, Nov. 7, 1980. Retired following 1980-81 season.

	GP	G	A	PTS	PIM	+/-	PP	SH	GW
CAPITALS TOTAL	40	5	4	9	36	7	2	0	2
NHL TOTALS	687	52	167	219	560	185	5	0	7

**DEVANTE SMITH-PELLY** **F** **#25** **2017-19**

Signed as free agent, July 3, 2017. Became a free agent July 1, 2019.

	GP	G	A	PTS	PIM	+/-	PP	SH	GW
CAPITALS TOTAL	129	11	13	24	53	-12	0	0	1
NHL TOTALS	395	44	57	101	137	-41	1	2	8

**RYAN STANTON** **D** **#20** **2015-16**

Signed as a free agent, July 24, 2015. Became a free agent, July 1, 2016.

	GP	G	A	PTS	PIM	+/-	PP	SH	GW
CAPITALS TOTAL	1	0	0	0	2	-1	0	0	0
NHL TOTALS	120	4	23	27	71	14	0	0	0

\* ACTIVE PLAYER

**BRIAN STAPLETON** **F** **#24** **1975-76**

Signed to a three-game amateur tryout and released, October 1975.

	GP	G	A	PTS	PIM	+/-	PP	SH	GW
CAPITALS TOTAL	1	0	0	0	0	-2	0	0	0
NHL TOTALS	1	0	0	0	0	-2	0	0	0

**DAVID STECKEL** **F** **#70, 25, 39** **2005-06**

Signed as a free agent, Aug. 25, 2005. Traded to New Jersey for Jason Arnott and a 2012 2nd-round pick, Feb. 28, 2011.

	GP	G	A	PTS	PIM	+/-	PP	SH	GW
CAPITALS TOTAL	291	23	35	58	113	3	1	3	4
NHL TOTALS	425	33	46	79	129	-14	2	5	4

**CHANDLER STEPHENSON** **F** **#18** **2015-16**

Capitals' 3rd choice (77th overall) in 2012 Entry Draft. Traded to Vegas for fifth round pick in the 2021 NHL Draft, Dec. 3, 2019.

	GP	G	A	PTS	PIM	+/-	PP	SH	GW
CAPITALS TOTAL	168	14	19	33	16	2	0	1	2
NHL TOTALS	339	57	97	154	81	48	9	5	13

**SCOTT STEVENS** **D** **#3**

Capitals' 1st choice (5th overall) in the 1982 Entry Draft. Signed as a free agent by St. Louis, July 16, 1990. The Capitals gained five first-round draft picks as compensation from St. Louis: 1991-Trevor Halverson; 1992-Sergei Gonchar; 1993-Brendan Witt; 1994-traded to Toronto (Eric Fichaud); 1995-Miika Elomo.

	GP	G	A	PTS	PIM	+/-	PP	SH	GW
CAPITALS TOTAL	601	98	331	429	1628	88	46	1	14
NHL TOTALS	1635	196	712	908	2785	393	75	5	34

**BLAIR STEWART** **F** **#23, 14** **1974-79**

Acquired from Detroit for Mike Bloom, March 9, 1975. Claimed by Quebec in the 1979 Expansion Draft, June 13, 1979.

	GP	G	A	PTS	PIM	+/-	PP	SH	GW
CAPITALS TOTAL	183	26	29	55	257	-63	0	0	0
NHL TOTALS	229	34	44	78	326	-72	0	1	2

**RYAN STOA** **F** **#29** **2013-14**

Signed as a free agent, July 6, 2012. Became a free agent, July 1, 2014.

	GP	G	A	PTS	PIM	+/-	PP	SH	GW
CAPITALS TOTAL	3	0	0	0	0	-1	0	0	0
NHL TOTALS:	40	4	3	7	20	-8	0	0	1

**ROLAND STOLTZ** **F** **#18** **1981-82**

Signed as a free agent, June 5, 1981. Released Nov. 16, 1981.

	GP	G	A	PTS	PIM	+/-	PP	SH	GW
CAPITALS TOTAL	14	2	2	4	14	-3	0	0	0
NHL TOTALS	14	2	2	4	14	-3	0	0	0

**TYSON STRACHAN** **D** **#23** **2013-14**

Signed as a free agent, July 8, 2013. Became a free agent, July 1, 2014.

	GP	G	A	PTS	PIM	+/-	PP	SH	GW
CAPITALS TOTAL	18	0	2	2	28	-2	0	0	0
NHL TOTALS	186	1	19	20	199	-42	0	0	0

**DYLAN STROME \*** **F** **#17** **2022-**

Signed as a free agent, July 14, 2022.

	GP	G	A	PTS	PIM	+/-	PP	SH	GW
CAPITALS TOTAL	163	50	82	132	46	-17	9	0	7
NHL TOTALS	436	117	185	302	132	-47	27	0	15

**GARRET STROSHEIN** **F** **#56** **2003-04**

Signed as a free agent, July 14, 2003. Became a free agent, July 1, 2004.

	GP	G	A	PTS	PIM	+/-	PP	SH	GW
CAPITALS TOTAL	3	0	0	0	14	-1	0	0	0
NHL TOTALS	3	0	0	0	14	-1	0	0	0

# All-Time Player Register

**MARCO STURM** F #18 2010-11

Claimed off waivers from Los Angeles, Feb. 26, 2011. Became a free agent, July 1, 2011.

	GP	G	A	PTS	PIM	+/-	PP	SH	GW
CAPS TOTALS	18	1	6	7	6	E	0	0	1
NHL TOTALS	938	242	245	487	446	59	66	18	43

**PETER SUNDSTROM** F #12 1987-89

Acquired from NY Rangers in exchange for Washington's 5th pick (Martin Bergeron) in the 1988 Entry Draft, Aug. 27, 1987. Traded to New Jersey for the Devils' 10th choice in the 1991 Entry Draft (Rob Leask), June 19, 1989.

	GP	G	A	PTS	PIM	+/-	PP	SH	GW
CAPS TOTALS	111	12	19	31	46	-7	0	1	1
NHL TOTALS	338	61	83	144	120	-22	0	5	8

**BRIAN SUTHERBY** F #46, 16 2001-08

Capitals' 1st choice (26th overall) in the 2000 Entry Draft. Traded to Anaheim for Anaheim's 2nd choice (later traded to Montreal) in the 2009 Entry Draft, Nov. 19, 2007.

	GP	G	A	PTS	PIM	+/-	PP	SH	GW
CAPS TOTALS	183	26	35	61	281	-29	1	2	0
NHL TOTALS	460	41	49	90	533	-32	1	3	0

**JAROSLAV SVEJKOVSKY** F #34 1996-00

Capitals' 2nd choice (17th overall) in the 1996 Entry Draft. Traded to Tampa Bay for Tampa Bay's 7th choice in the 2000 Entry Draft (later traded to Los Angeles-Evgeny Federov) and Tampa Bay's 3rd choice in 2001 Entry Draft (later traded to Toronto-Brendan Bell), Jan. 17, 2000.

	GP	G	A	PTS	PIM	+/-	PP	SH	GW
CAPS TOTALS	84	18	14	32	28	-15	9	0	4
NHL TOTALS	113	23	19	42	56	-22	9	0	4

**LEIF SVENSSON** D #4 1978-80

Signed as a free agent, June 10, 1978. Contract bought out, Oct. 9, 1980.

	GP	G	A	PTS	PIM	+/-	PP	SH	GW
CAPS TOTALS	47	4	11	15	21	-10	0	0	0
NHL TOTALS	121	6	40	46	49	-13	0	0	0

**PETR SYKORA** F #20 2005-06

Acquired from Nashville for the Capitals' 3rd choice in the 2003 Entry Draft (Paul Brown), June 22, 2002. Assigned to Pardubice (Czech Republic), Nov. 7, 2005.

	GP	G	A	PTS	PIM	+/-	PP	SH	GW
CAPS TOTALS	10	2	2	4	6	E	0	0	0
NHL TOTALS	12	2	2	4	6	-1	0	0	0

**MIKHAIL TATARINOV** D #3 1990-91

Capitals' 10th choice (225th overall) in the 1984 Entry Draft. Traded to Quebec for Toronto's 2nd choice in the 1991 Entry Draft (Eric Lavigne), June 22, 1991.

	GP	G	A	PTS	PIM	+/-	PP	SH	GW
CAPS TOTALS	65	8	15	23	82	-4	3	1	1
NHL TOTALS	161	21	48	69	184	10	9	1	2

**MARK TAYLOR** F #28, 21 1984-86

Acquired from Pittsburgh for Jim McGeough, March 12, 1985. Became a free agent, June 1987.

	GP	G	A	PTS	PIM	+/-	PP	SH	GW
CAPS TOTALS	39	3	2	5	6	-5	0	0	0
NHL TOTALS	209	42	68	110	73	-8	9	3	5

**JOEY TENUTE** F #13 2005-06

Signed as a free agent, Nov. 21, 2005. Became a free agent, July 1, 2007.

	GP	G	A	PTS	PIM	+/-	PP	SH	GW
CAPS TOTALS	1	0	0	0	0	E	0	0	0
NHL TOTALS	1	0	0	0	0	E	0	0	0

\* ACTIVE PLAYER

**ALEXEI TEZIKOV** D #4 1998-00

Acquired from Buffalo for Joe Juneau and the Capitals' 3rd choice in the 1999 Entry Draft (Tim Preston), March 23, 1999. Traded to Anaheim with the Capitals' 4th choice in the 2001 Entry Draft (Brandon Rogers) for Jason Marshall, March 13, 2001.

	GP	G	A	PTS	PIM	+/-	PP	SH	GW
CAPS TOTALS	28	1	1	2	2	-3	1	0	1
NHL TOTALS	30	1	1	2	2	-1	1	0	1

**GREG THEBERGE** D #2, 8, 20 1979-80

Capitals' 5th choice (109th overall) in the 1979 Entry Draft. Released from contract, June 1, 1984.

	GP	G	A	PTS	PIM	+/-	PP	SH	GW
CAPS TOTALS	153	15	63	78	73	-20	10	0	1
NHL TOTALS	153	15	63	78	73	-20	10	0	1

**JIM THOMSON** F #37, 29 1986-89

Capitals' 8th choice (185th overall) in the 1984 Entry Draft. Traded to Hartford for Scot Kleinendorst, March 6, 1989.

	GP	G	A	PTS	PIM	+/-	PP	SH	GW
CAPS TOTALS	24	2	0	2	88	-5	0	0	0
NHL TOTALS	115	4	3	7	416	-24	0	0	1

**ESA TIKKANEN** F #11 1997-98

Acquired from Florida in exchange for Dwayne Hay and future considerations, March 9, 1998. Became a free agent, July 1, 1998.

	GP	G	A	PTS	PIM	+/-	PP	SH	GW
CAPS TOTALS	20	2	10	12	2	-4	1	0	2
NHL TOTALS	877	244	386	630	1077	81	59	29	41

**MARK TINORDI** D #24 1994-99

Acquired from Dallas with Rick Mrozik in exchange for Kevin Hatcher, Jan. 18, 1995. Selected by the Atlanta Thrashers in the 1999 Expansion Draft.

	GP	G	A	PTS	PIM	+/-	PP	SH	GW
CAPS TOTALS	264	16	40	56	449	33	4	1	1
NHL TOTALS	663	52	148	200	1514	6	18	1	5

**DAVE TIPPETT** F #14 1990-92

Acquired from Hartford for future considerations and Capitals' 6th choice in 1992 Entry Draft (Jarrett Reid). Became a free agent, June 1, 1992.

	GP	G	A	PTS	PIM	+/-	PP	SH	GW
CAPS TOTALS	91	8	19	27	40	-11	0	0	2
NHL TOTALS	721	93	169	262	317	-52	2	14	13

**RICK TOCCHET** F #92 1996-97

Acquired from Boston with Adam Oates and Bill Ranford for Jim Carey, Anson Carter, Jason Allison and a Washington's 3rd choice in the 1997 Entry Draft (Lee Goren), March 1, 1997. Became a free agent, July 1, 1997.

	GP	G	A	PTS	PIM	+/-	PP	SH	GW
CAPS TOTALS	13	5	5	10	31	E	1	0	1
NHL TOTALS	1144	440	512	952	2972	82	130	13	50

**JEFF TOMS** F #21 1997-00

Claimed off waivers from Tampa Bay, Nov. 19, 1997. Became a free agent, July 1, 2000.

	GP	G	A	PTS	PIM	+/-	PP	SH	GW
CAPS TOTALS	74	5	11	16	14	-12	0	0	2
NHL TOTALS	236	22	33	55	59	-33	2	0	4

**TIM TOOKEY** F #18, 8 1980-82

Capitals' 4th choice (88th overall) in the 1979 Entry Draft. Traded to Quebec for Lee Norwood, Feb. 1, 1982.

	GP	G	A	PTS	PIM	+/-	PP	SH	GW
CAPS TOTALS	57	18	21	39	53	-15	11	0	1
NHL TOTALS	106	22	36	58	71	-20	11	0	1

# All-Time Player Register

**BRENT TREMBLAY** D #11, 22 1978-80

Capitals' 8th choice (127th overall) in 1977 Amateur Draft. Contract bought out, Sept. 15, 1980.

	GP	G	A	PTS	PIM	+/-	PP	SH	GW
CAPS TOTALS	10	1	0	1	6	1	0	0	0
NHL TOTALS	10	1	0	1	6	1	0	0	0

**JOHN TUCKER** F #12 1989-90

Acquired from Buffalo for future considerations, Jan. 4, 1990. Traded to Buffalo for cash, July 3, 1990.

	GP	G	A	PTS	PIM	+/-	PP	SH	GW
CAPS TOTALS	38	9	19	28	10	11	1	0	1
NHL TOTALS	656	177	259	436	285	-10	49	2	18

**ALFIE TURCOTTE** F #39, 37, 36 1989-91

Acquired from Boston for Mike Millar, Oct. 2, 1989. Signed to play in Austria, May 1991.

	GP	G	A	PTS	PIM	+/-	PP	SH	GW
CAPS TOTALS	10	1	3	4	0	-1	0	0	1
NHL TOTALS	112	17	29	46	49	-21	8	0	2

**BRIAN TUTT** D #37 1989-90

Signed as a free agent, July 1989. Signed to play in Norway, July 1990.

	GP	G	A	PTS	PIM	+/-	PP	SH	GW
CAPS TOTALS	7	1	0	1	2	-4	0	0	0
NHL TOTALS	7	1	0	1	2	-4	0	0	0

**ROMAN TVRDON** F #64 2003-04

Capitals' 6th choice (132nd overall) in the 1999 Entry Draft. Became a free agent, July 1, 2004.

	GP	G	A	PTS	PIM	+/-	PP	SH	GW
CAPS TOTALS	9	0	1	1	2	-3	0	0	0
NHL TOTALS	9	0	1	1	2	-3	0	0	0

**IGOR ULANOV** D #44 1995

Acquired from Winnipeg with Mike Eagles for the Capitals' 3rd (later traded to Dallas-Sergei Gusev) and 5th (Brian Elder) choices in the 1995 Entry Draft, April 7, 1995.

	GP	G	A	PTS	PIM	+/-	PP	SH	GW
CAPS TOTALS	3	0	1	1	2	3	0	0	0
NHL TOTALS	739	27	135	162	1,151	13	4	0	4

**ALEXANDER URBOM** D #34 2013-14

Claimed off waivers from New Jersey, October 3, 2013. Became a free agent, July 1, 2014.

	GP	G	A	PTS	PIM	+/-	PP	SH	GW
CAPS TOTALS	20	1	1	2	19	1	0	0	0
NHL TOTALS	34	3	1	4	28	-1	0	0	1

**STEFAN USTORF** F #16 1995-97

Capitals' 3rd choice (53rd overall) in 1992 Entry Draft. Became a free agent, July 1, 2001.

	GP	G	A	PTS	PIM	+/-	PP	SH	GW
CAPS TOTALS	54	7	10	17	16	5	0	0	1
NHL TOTALS	54	7	10	17	16	5	0	0	1

**CHRIS VALENTINE** F #28 1981-84

Capitals' 10th choice (194th overall) in the 1981 Entry Draft. Released from contract, June 1, 1984.

	GP	G	A	PTS	PIM	+/-	PP	SH	GW
CAPS TOTALS	105	43	52	95	127	-25	21	0	7
NHL TOTALS	105	43	52	95	127	-25	21	0	7

**TREVOR VAN RIEMSDYK \*** D #57 2020-

Signed as a free agent, Oct. 10, 2020.

	GP	G	A	PTS	PIM	+/-	PP	SH	GW
CAPS TOTALS	237	9	48	57	75	-1	0	0	0
NHL TOTALS	601	24	102	126	177	9	0	0	5

\* ACTIVE PLAYER

**MIKE VECCHIONE** F #36 2021-22

Signed as a free agent, Aug. 5, 2021

	GP	G	A	PTS	PIM	+/-	PP	SH	GW
CAPS TOTALS	1	0	0	0	0	-1	0	0	0
NHL TOTALS	3	0	0	0	0	-2	0	0	0

**DARREN VEITCH** D #6 1980-86

Capitals' 1st choice (5th overall) in the 1980 Entry Draft. Traded to Detroit for John Barrett and Greg Smith, March 10, 1986.

	GP	G	A	PTS	PIM	+/-	PP	SH	GW
CAPS TOTALS	319	25	118	143	181	22	12	0	2
NHL TOTALS	511	48	209	257	296	17	24	1	5

**DARCY VEROT** F #76 2003-04

Signed as a free agent, Aug. 21, 2003. Became a free agent, July 1, 2004.

	GP	G	A	PTS	PIM	+/-	PP	SH	GW
CAPS TOTALS	37	0	2	2	135	-6	0	0	0
NHL TOTAL	37	0	2	2	135	-6	0	0	0

**DENNIS VERVERGAERT** F #23 1980-81

Signed as a free agent from Philadelphia, Sept. 12, 1980. Sent to Fredericton (AHL), Oct. 6, 1981.

	GP	G	A	PTS	PIM	+/-	PP	SH	GW
CAPS TOTALS	79	14	27	41	40	-5	2	0	2
NHL TOTAL	583	176	216	392	247	-71	42	1	22

**ALEXANDER VOLCHKOV** F #39 1999-00

Capitals' 1st choice (4th overall) in the 1996 Entry Draft. Traded to Edmonton for future considerations, Feb. 4, 2000.

	GP	G	A	PTS	PIM	+/-	PP	SH	GW
CAPS TOTALS	3	0	0	0	0	-2	0	0	0
NHL TOTAL	3	0	0	0	0	-2	0	0	0

**AARON VOLPATTI** F #24, 17 2012-15

Claimed off waivers from Vancouver, Feb. 28, 2013. Became a free agent, July 1, 2015.

	GP	G	A	PTS	PIM	+/-	PP	SH	GW
CAPS TOTALS	60	2	1	3	56	-5	0	0	0
NHL TOTAL	114	5	2	7	137	-8	0	0	0

**JAKUB VRANA \*** F #13 2016-21

Capitals' 1st choice (13th overall) in the 2014 Entry Draft. Traded to Detroit along with Richard Panik, the Capitals' first choice in the 2021 NHL Entry Draft and the Capitals' second choice in the 2022 NHL Entry Draft in exchange for Anthony Mantha, April 17, 2021.

	GP	G	A	PTS	PIM	+/-	PP	SH	GW
CAPS TOTALS	284	76	81	157	67	36	6	0	18
NHL TOTAL	367	110	99	209	103	25	15	0	26

**HOWARD WALKER** D #3, 24 1980-82

Signed as a free agent from North Dakota (WCHA), June 5, 1980. Traded to Calgary with George White and future considerations for Ken Houston and Pat Riggin, June 7, 1982.

	GP	G	A	PTS	PIM	+/-	PP	SH	GW
CAPS TOTALS	80	2	13	15	126	E	2	0	0
NHL TOTAL	83	2	13	15	133	E	2	0	0

**NATHAN WALKER \*** F #79 2017-19

Capitals' 3rd choice (89th overall) in the 2014 Entry Draft. Became a free agent, July 1, 2019.

	GP	G	A	PTS	PIM	+/-	PP	SH	GW
CAPS TOTALS	10	1	1	2	6	2	0	0	0
NHL TOTAL	156	20	20	40	59	5	0	0	3

**SCOTT WALKER** F #24 2009-10

Acquired from Carolina for a seventh-round choice in the 2010 Entry Draft, March 3, 2010. Became a free agent, July 1, 2010.

	GP	G	A	PTS	PIM	+/-	PP	SH	GW
CAPS TOTALS	9	2	1	3	9	1	0	0	1
NHL TOTAL	829	151	246	397	1162	-56	39	12	2

# All-Time Player Register

**RYAN WALTER F #9 1978-82**

Capitals' 1st choice (2nd overall) in 1978 Amateur Draft. Traded to Montreal with Rick Green for Brian Engblom, Doug Jarvis, Rod Langway and Craig Laughlin, Sept. 9, 1982.

	GP	G	A	PTS	PIM	+/-	PP	SH	GW
CAPS TOTALS	307	114	163	277	468	-14	41	2	6
NHL TOTAL	1003	264	382	646	946	-3	96	6	23

**JOEL WARD F #42 2011-15**

Signed as a free agent, July 1, 2011. Signed by San Jose as a free agent, July 3, 2015.

	GP	G	A	PTS	PIM	+/-	PP	SH	GW
CAPS TOTALS	276	57	64	121	94	22	13	3	9
NHL TOTAL	726	133	171	304	261	-2	30	9	23

**BRYAN WATSON D #19 1976-79**

Acquired from Detroit for Greg Joly, Nov. 30, 1976. Released Feb. 15, 1979.

	GP	G	A	PTS	PIM	+/-	PP	SH	GW
CAPS TOTALS	155	4	26	30	294	-24	0	1	0
NHL TOTAL	878	17	135	152	2212	-97	1	3	2

**MIKE WEBER D #6 2015-16**

Acquired from Buffalo for Buffalo's 3rd pick in the 2017 Entry Draft, Feb. 23, 2016. Became a free agent on July 1, 2016.

	GP	G	A	PTS	PIM	+/-	PP	SH	GW
CAPS TOTALS	10	0	0	0	28	-1	0	0	0
NHL TOTAL	351	9	44	53	437	-43	0	0	0

**CASEY WELLMAN F #48 2013-14**

Acquired from Florida for Zach Hamill, Jan. 31, 2013. Became a free agent, July 1, 2014.

	GP	G	A	PTS	PIM	+/-	PP	SH	GW
CAPS TOTALS	13	2	1	3	0	3	0	0	0
NHL TOTAL	13	2	1	3	0	3	0	0	0

**PATRICK WEY D #56 2013-14**

Capitals' 4th choice (115th overall) in the 2009 Entry Draft. Retired, July 1, 2015.

	GP	G	A	PTS	PIM	+/-	PP	SH	GW
CAPS TOTALS	9	0	3	3	5	0	0	0	0
NHL TOTAL	9	0	3	3	5	0	0	0	0

**TONY WHITE F #26, 20 1974-1978**

Capitals' 10th choice (161st overall) in 1974 Amateur Draft. Became a free agent, June 1, 1978.

	GP	G	A	PTS	PIM	+/-	PP	SH	GW
CAPS TOTALS	158	37	28	65	100	-62	9	1	5
NHL TOTAL	164	37	28	65	104	-62	9	1	5

**TRENT WHITFIELD F #23 1999-04**

Signed as a free agent, Sept. 1, 1998. Claimed off waivers by the NY Rangers, Jan. 16, 2002. Claimed off waivers from the NY Rangers, Feb. 1, 2002. Became a free agent, July 1, 2004.

	GP	G	A	PTS	PIM	+/-	PP	SH	GW
CAPS TOTALS	143	9	11	20	83	-1	0	1	3
NHL TOTAL	193	11	18	29	104	-3	1	1	3

**DOUG WICKENHEISER F #18 1989-90**

Signed as a free agent, Feb. 28, 1989. Released following 1989-90 season.

	GP	G	A	PTS	PIM	+/-	PP	SH	GW
CAPS TOTALS	43	3	13	16	24	1	1	0	0
NHL TOTAL	556	111	165	276	286	41	17	6	16

**DENNIS WIDEMAN D #6 2011-12**

Acquired from Florida for Jake Hauswirth and a 2011 3rd-round pick, Feb. 28, 2011. Traded to Calgary for Jordan Henry and Calgary's 5th choice in the 2013 NHL Draft, June 27, 2012.

	GP	G	A	PTS	PIM	+/-	PP	SH	GW
CAPS TOTALS	96	12	40	53	52	-1	5	0	3
NHL TOTAL	815	99	288	387	503	-72	55	2	15

\* ACTIVE PLAYER

**JUSTIN WILLIAMS F #14 2015-17**

Signed as a free agent, July 1, 2015. Signed as free agent by Carolina, July 1, 2017

	GP	G	A	PTS	PIM	+/-	PP	SH	GW
CAPS TOTALS	162	46	54	100	86	29	8	0	7
NHL TOTAL	1,264	320	477	797	766	110	74	6	4

**TOMMY WILLIAMS F #14 1974-76**

Signed from New England (WHA) prior to 1974-75 season. Retired, Dec. 24, 1975.

	GP	G	A	PTS	PIM	+/-	PP	SH	GW
CAPS TOTALS	107	30	49	79	18	-81	9	2	1
NHL TOTAL	663	161	269	430	177	-104	24	2	16

**BRIAN WILLISIE F #24 2003-11**

Claimed from Colorado in waiver draft, Oct. 3, 2003. Became a free agent July 1, 2006. Signed as a free agent July 13, 2010. Became a free agent, July 1, 2011.

	GP	G	A	PTS	PIM	+/-	PP	SH	GW
CAPS TOTALS	132	29	28	57	95	-26	9	2	3
NHL TOTAL	381	52	57	109	217	-57	13	2	5

**KYLE WILSON F #57 2009**

Signed as a free agent, July 8, 2007. Became a free agent July 1, 2010.

	GP	G	A	PTS	PIM	+/-	PP	SH	GW
CAPS TOTALS	2	0	2	2	0	+1	0	0	0
NHL TOTAL	39	4	9	13	12	-3	0	0	0

**TOM WILSON \* F #43 2013-**

Capitals' 1st choice (16th overall) in the 2012 Entry Draft.

	GP	G	A	PTS	PIM	+/-	PP	SH	GW
CAPS TOTALS	754	146	184	330	1,432	12	26	9	22
NHL TOTAL	754	146	184	330	1,432	12	26	9	22

**DANIEL WINNIK F #26 2015-17**

Acquired from Toronto with Toronto's 5th pick in the 2016 Entry Draft for Brooks Laich, Connor Carrick and Washington's 2nd pick in the 2016 Entry Draft, Feb. 28, 2015. Became a free agent, July 1, 2017.

	GP	G	A	PTS	PIM	+/-	PP	SH	GW
CAPS TOTALS	92	14	16	30	71	22	0	2	3
NHL TOTAL	798	82	169	251	367	52	2	7	11

**BRENDAN WITT D #19 1995-2006**

Capitals' 1st choice (11th overall) in the 1993 Entry Draft. Traded to Nashville for Kris Beech and Nashville's 1st choice in the 2006 Entry Draft (Semyon Varlamov), March 9, 2006.

	GP	G	A	PTS	PIM	+/-	PP	SH	GW
CAPS TOTALS	626	20	63	83	1035	-50	0	0	1
NHL TOTAL	890	25	96	121	1424	-91	0	0	2

**WOJTEK WOLSKI F #17 2012-13**

Signed as a free agent, July 11, 2012. Signed to play in Russia, May 2013.

	GP	G	A	PTS	PIM	+/-	PP	SH	GW
CAPS TOTALS	27	4	5	9	6	1	0	0	2
NHL TOTAL	451	99	168	267	113	17	18	1	19

**JASON WOOLLEY D #29, 25 1991-94**

Washington's 4th choice (61st overall) in the 1989 Entry Draft. Signed as a free agent by Florida, Feb. 16, 1995.

	GP	G	A	PTS	PIM	+/-	PP	SH	GW
CAPS TOTALS	37	1	4	5	14	6	0	0	0
NHL TOTAL	718	68	246	314	430	65	26	0	15

**TERRY YAKE F #25 1999-01**

Claimed off waivers, Jan. 18, 2000. Became a free agent, July 1, 2001.

	GP	G	A	PTS	PIM	+/-	PP	SH	GW
CAPS TOTALS	47	6	8	14	20	2	1	0	1
NHL TOTAL	403	77	120	197	220	-3	19	2	18



# All-Time Player Register

## NOLAN YONKMAN D #40 2002-06

Capitals' 5th choice (37th overall) in the 1999 Entry Draft. Became a free agent, July 1, 2006.

	GP	G	A	PTS	PIM	+/-	PP	SH	GW
CAPS TOTALS	50	1	7	8	90	4	0	0	0
NHL TOTAL	66	1	8	9	129	9	0	0	0

## RICHARD ZEDNIK F #44, 20 1996-01

Washington's 10th choice (249th overall) in the 1994 Entry Draft. Traded to Montreal with Jan Bulis and the Capitals' 1st choice in the 2001 Entry Draft (Alexander Perezhogin) for Trevor Linden, Dainius Zubrus and Washington's 2nd choice in the 2001 Entry Draft (traded to Tampa Bay-Andreas Holmqvist), March 13, 2001. Acquired from Montreal for Washington's 3rd choice in the 2007 Entry Draft (Olivier Fortier), July 12, 2006. Traded to NY Islanders for the Islanders' 2nd choice in the 2007 Entry Draft (Theo Ruth), Feb. 26, 2007.

	GP	G	A	PTS	PIM	+/-	PP	SH	GW
CAPS TOTALS	289	69	65	134	213	-13	10	0	12
NHL TOTAL	745	200	179	379	563	-16	46	0	37

## ROB ZETTLER D #24 1999-01

Signed as a free agent, Sept. 7, 1999. Became a free agent, July 1, 2002. Retired, August 2002.

	GP	G	A	PTS	PIM	+/-	PP	SH	GW
CAPS TOTALS	90	1	10	11	130	2	0	0	0
NHL TOTAL	569	5	65	70	920	-121	0	0	0

## PETER ZEZEL F #25 1990-91

Acquired from St. Louis with Mike Lalor for Geoff Courtnall, July 13, 1990. Traded to Toronto with Bob Rouse for Al Iafrate, Jan. 16, 1991.

	GP	G	A	PTS	PIM	+/-	PP	SH	GW
CAPS TOTALS	20	7	5	12	10	-13	6	0	0
NHL TOTAL	873	219	389	608	435	39	65	3	37

## DWAYNE ZINGER D #49 2003

Signed as a free agent, July 9, 2002

	GP	G	A	PTS	PIM	+/-	PP	SH	GW
CAPS TOTALS	7	0	1	1	9	+2	0	0	0
NHL TOTAL	7	0	1	1	9	+2	0	0	0

## DAINIUS ZUBRUS F #9 2000-07

Acquired from Montreal with Trevor Linden and New Jersey's 2nd choice in the 2001 Entry Draft (later traded to Tampa Bay-Andreas Holmqvist) for Richard Zednik, Jan Bulis and the Capitals' 1st choice in the 2001 Entry Draft (Alexander Perezhogin), March 13, 2001. Traded to Buffalo with Timo Helbling for Jiri Novotny and Buffalo's 1st choice in the 2007 Entry Draft (later traded to San Jose-Nick Petrecki).

	GP	G	A	PTS	PIM	+/-	PP	SH	GW
CAPS TOTALS	331	86	130	216	260	-13	36	1	14
NHL TOTAL	1,293	228	363	591	791	1	55	5	38

# All-Time Goaltender Register

**JOHN ADAMS #30, 32 1974-75**

Purchased from San Diego (CHL), July 10, 1974. Became free agent, June 1, 1975.

GP	MIN	GA	SO	GAA	W-L-T	
CAPS TOTALS	8	400	46	0	6.90	0-7-0
NHL TOTALS	22	1,180	85	1	4.32	9-10-1

**CRAIG ANDERSON #30 2020-21**

Signed as a free agent, Jan. 14, 2021. Became free agent, July 28, 2021

GP	MIN	GA	SO	GAA	W-L-T-OT	
CAPS TOTALS	4	169	6	0	2.13	2-1-0
NHL TOTALS	709	40,228	1,916	43	2.86	319-275-2-71

**DON BEAUPRE #35, 33 1988-95**

Acquired from Minnesota for the draft rights to Claudio Scremin, Nov. 1, 1988. Traded to Ottawa for the Senators' 5th choice in the 1995 Entry Draft (Benoit Gratton), Jan. 18, 1995.

GP	MIN	GA	SO	GAA	W-L-T	
CAPS TOTALS	269	15,186	773	12	3.05	128-96-27
NHL TOTALS	667	37,396	2,151	17	3.45	268-277-75

**JIM BEDARD #1, 31 1976-79**

Capitals' 6th choice (91st overall) in 1976 Amateur Draft. Became free agent, Nov. 19, 1979.

GP	MIN	GA	SO	GAA	W-L-T	
CAPS TOTALS	73	4,232	278	1	3.94	17-40-13
NHL TOTALS	73	4,232	278	1	3.94	17-40-13

**MICHEL BELHUMEUR #31, 30, 35 1974-76**

Acquired in 1974 Expansion Draft (2nd pick) from Philadelphia. Became free agent, June 1976.

GP	MIN	GA	SO	GAA	W-L-T	
CAPS TOTALS	42	2,190	194	0	5.32	0-29-4
NHL TOTALS	65	3,306	254	0	4.61	9-36-7

**CRAIG BILLINGTON #1 1999-02**

Acquired from Colorado for future considerations July 16, 1999. Released Dec. 19, 2002.

GP	MIN	GA	SO	GAA	W-L-T	
CAPS TOTALS	47	2,198	108	2	2.95	11-19-7
NHL TOTALS	332	17,097	1034	9	3.63	110-149-31

**ROLLIE BOUTIN #35, 1 1978-81**

Capitals' 7th choice (111th overall) in the 1977 Amateur Draft. Traded to Minnesota with Wes Jarvis for Robbie Moore and future considerations, Aug. 4, 1982.

GP	MIN	GA	SO	GAA	W-L-T	
CAPS TOTALS	22	1,137	75	0	3.96	7-10-1
NHL TOTALS	22	1,137	75	0	3.96	7-10-1

**MARTIN BROCHU #1 1998-99**

Acquired from Montreal for future considerations, March 15, 1996. Became free agent, July 1, 1999.

GP	MIN	GA	SO	GAA	W-L-T	
CAPS TOTALS	2	120	6	0	3.00	0-2-0
NHL TOTALS	9	369	22	0	3.58	0-5-0

**JIM CAREY #30 1994-97**

Capitals' 2nd choice (32nd overall) in 1992 Entry Draft. Traded to Boston with Jason Allison, Anson Carter and the Capitals' 3rd choice in the 1997 Entry Draft (Lee Goren) for Adam Oates, Bill Ranford and Rick Tocchet, March 1, 1997.

GP	MIN	GA	SO	GAA	W-L-T	
CAPS TOTALS	139	7,966	315	14	2.37	70-48-15
NHL TOTALS	172	9,668	416	16	2.58	79-65-16

**FREDERIC CASSIVI #30, 35 2005-07**

Signed as a free agent, Aug. 11, 2005. Became a free agent, July 1, 2008.

GP	MIN	GA	SO	GAA	W-L-OT	
CAPS TOTALS	5	198	10	0	3.04	0-2-1
NHL TOTALS	13	628	38	0	3.63	3-6-1

**SEBASTIEN CHARPENTIER #35 2001-04**

Capitals' 4th choice in the 1995 Entry Draft. Became a free agent, July 1, 2004.

GP	MIN	GA	SO	GAA	W-L-T	
CAPS TOTALS	26	1,350	66	0	2.93	6-14-1
NHL TOTALS	26	1,350	66	0	2.93	6-14-1

\* ACTIVE PLAYER

**PHEONIX COPLEY\* #1 2018-22**

Acquired from St. Louis along with Kevin Shattenkirk for Zach Sanford, Brad Malone, a 2017 first round pick and a conditional pick, Feb. 28, 2017. Became a free agent, July 13, 2022.

GP	MIN	GA	SO	GAA	W-L-OT	
CAPS TOTALS	29	1,625	79	1	2.92	16-8-3
NHL TOTALS	76	4,234	200	3	2.83	44-16-8

**ROGER CROZIER #31 1976-77**

Signed as a free agent, Jan. 1, 1977. Retired, April 1977.

GP	MIN	GA	SO	GAA	W-L-T	
CAPS TOTALS	3	103	2	0*	1.17	1-0-0
NHL TOTALS	518	28,567	1446	30	3.04	206-197-70

\*Shared shutout with Ron Low

**BYRON DAFOE #35 1992-1995**

Capitals' 2nd choice (35th overall) in 1989 Entry Draft. Traded to Los Angeles with Dmitri Khristich for the Kings' 1st choice (Alexander Volchikov) and the Stars' 4th choice (Justin Davis) in the 1996 Entry Draft, July 8, 1995.

GP	MIN	GA	SO	GAA	W-L-T	
CAPS TOTALS	10	418	24	0	3.44	3-3-1
NHL TOTALS	415	23,478	1,051	26	2.69	171-170-56

**ZACH FUCALE #31 2021-22**

Signed as a free agent, Aug. 19, 2020.

GP	MIN	GA	SO	GAA	W-L-T	
CAPS TOTALS	4	171	5	1	1.75	1-1-1
NHL TOTALS	4	171	5	1	1.75	1-1-1

**PHILIPP GRUBAUER\* #31 2012-2020**

Capitals' fourth-round choice, 112th overall, in the 2010 Entry Draft. Traded to Colorado along with Brooks Orpik for a 2018 second-round pick (Kody Clark), June 22, 2018.

GP	MIN	GA	SO	GAA	W-L-OT	
CAPS TOTALS	101	5,273	201	6	2.29	43-31-11
NHL TOTALS	344	18,892	814	22	2.59	158-122-32

**JAROSLAV HALAK #41 2013-14**

Acquired with a 3rd-round 2015 Entry Draft pick from Buffalo in exchange for Michal Neuvirth and Rostislav Klesla, March 5, 2014. Traded to NY Islanders for a fourth-round pick in the 2014 NHL Draft (Igor Shesterkin), May 1, 2014.

GP	MIN	GA	SO	GAA	W-L-OT	
CAPS TOTALS	12	701	27	1	2.31	4-4-0
NHL TOTALS	581	33,303	1,390	53	2.50	295-189-69

**COREY HIRSCH #34 2000-01**

Signed as a free agent, Oct. 27, 2000. Became a free agent, July 2002.

GP	MIN	GA	SO	GAA	W-L-T	
CAPS TOTALS	1	20	0	0	0.00	1-0-0
NHL TOTALS	108	5,775	301	4	3.13	34-45-14

**BRADEN HOLTBY #70 2010-19**

Capitals' 4th choice (93rd overall) in the 2008 NHL Entry Draft. Became a free agent, Oct. 9, 2020.

GP	MIN	GA	SO	GAA	W-L-OT	
CAPS TOTALS	468	26,829	1,133	35	2.53	282-122-46
NHL TOTALS	513	29,408	1,271	35	2.59	299-143-50

**JIM HRIVNAK #35, 39 1989-1993**

Capitals' 4th choice (61st overall pick) in the 1986 Entry Draft. Traded to Winnipeg for Rick Tabaracci, March 22, 1993.

GP	MIN	GA	SO	GAA	W-L-T	
CAPS TOTALS	59	3,067	180	0	3.52	28-19-3
NHL TOTALS	85	4,217	262	0	3.73	34-30-3

**CRISTOBAL HUET #38 2007-08**

Acquired from Montreal for Anaheim's 2nd choice in the 2009 Entry Draft. Became a free agent, July 1, 2008.

GP	MIN	GA	SO	GAA	W-L-OT	
CAPS TOTALS	13	771	21	2	1.63	11-2-0
NHL TOTALS	272	15,260	625	24	2.46	129-90-36

**GARY INNESS #31 1978-81**

Signed as a free agent, Dec. 19, 1978. Retired following 1980-81 season.

GP	MIN	GA	SO	GAA	W-L-T	
CAPS TOTALS	54	3,014	183	0	3.64	16-24-12
NHL TOTALS	162	8,710	494	2	3.40	58-61-27

# All-Time Goaltender Register

<b>AL JENSEN</b>	<b>#35</b>	<b>1981-87</b>				
Acquired from Detroit for Mark Lofthouse, July 23, 1981. Traded to Los Angeles for Garry Galley, Feb. 14, 1987.						
GP	MIN	GA	SO	GAA	W-L-T	
CAPS TOTALS	173	9,614	523	8	3.26	94-48-18
NHL TOTALS	179	9,974	557	8	3.35	95-53-18

<b>BRENT JOHNSON</b>	<b>#1</b>	<b>2005-09</b>				
Claimed off waivers from Vancouver, Oct. 4, 2005. Became a free agent, July 1, 2009.						
GP	MIN	GA	SO	GAA	W-L-OT	
CAPS TOTALS	96	5,220	279	1	3.21	34-41-12
NHL TOTALS	309	16,978	744	14	2.63	140-112-31

<b>OLIE KOLZIG</b>	<b>#31, 35, 37</b>	<b>1989-08</b>				
Capitals' 1st choice (19th overall) in the 1989 Entry Draft. Became a free agent, July 1, 2008.						
GP	MIN	GA	SO	GAA	W-L-T	
CAPS TOTALS	711	41,259	1860	35	2.70	301-293-86
NHL TOTALS	719	41,671	1885	35	2.71	303-297-87

<b>DARCY KUEMPER*</b>	<b>#35</b>	<b>2022-24</b>				
Signed as a free agent, July 13, 2022. Traded to Los Angeles for Pierre-Luc Dubois, June 19, 2024.						
GP	MIN	GA	SO	GAA	W-L-T	
CAPS TOTALS	90	5,091	257	6	3.03	35-40-10
NHL TOTALS	389	21,950	955	31	2.61	178-135-46

<b>CHARLIE LINDGREN*</b>	<b>#79</b>	<b>2022-</b>				
Signed as a free agent, July 13, 2022.						
GP	MIN	GA	SO	GAA	W-L-T	
CAPS TOTAL	81	4,544	213	6	2.81	38-27-10
NHL TOTALS	110	6,231	290	8	2.79	53-39-12

<b>MIKE LIUT</b>	<b>#1</b>	<b>1989-92</b>				
Acquired from Hartford for Yvon Corriveau, March 6, 1990. Became a free agent, June 1, 1992.						
GP	MIN	GA	SO	GAA	W-L-T	
CAPS TOTALS	64	3,435	201	2	3.51	27-27-5
NHL TOTALS	664	38,215	2221	25	3.49	294-271-74

<b>RON LOW</b>	<b>#1, 30</b>	<b>1974-77</b>				
Acquired in the 1974 Expansion Draft (1st pick) from Toronto. Signed by Detroit as a free agent, Aug. 17, 1977. (Agreed compensation: Walt McKechnie, Detroit's 3rd choice in the 1978 Amateur Draft – John Johnston – and its 2nd choice in the 1979 Entry Draft – Errol Rausse; Washington sent its 3rd choice in the 1979 Entry Draft – Boris Fistric – to Detroit.)						
GP	MIN	GA	SO*	GAA	W-L-T	
CAPS TOTALS	145	7,795	631	1*	4.86	30-94-9
NHL TOTALS	382	20,502	1463	4*	4.28	102-203-38
* Shared shutout with Roger Crozier						

<b>CLINT MALARCHUK</b>	<b>#30</b>	<b>1987-89</b>				
Acquired from Quebec with Dale Hunter for Gaetan Duchesne, Alan Haworth and Washington's 1st choice in the 1987 Entry Draft (Joe Sakic), June 13, 1987. Traded to Buffalo with Grant Ledyard and the Capitals' 6th choice in the 1991 Entry Draft (Brian Holzinger) for Calle Johansson and Buffalo's 2nd choice in the 1989 Entry Draft (Byron Dafoe), March 7, 1989.						
GP	MIN	GA	SO	GAA	W-L-T	
CAPS TOTALS	96	5,354	295	5	3.31	40-38-11
NHL TOTALS	338	19,030	1100	12	3.47	141-130-45

<b>BOB MASON</b>	<b>#31</b>	<b>1984-90</b>				
Signed as a free agent from the US Olympic Team, Feb. 21, 1984. Signed as a free agent by Chicago, June 12, 1988. Acquired from Quebec for future considerations, June 17, 1989. Became a free agent, June 1, 1990.						
GP	MIN	GA	SO	GAA	W-L-T	
CAPS TOTALS	76	4,155	219	1	3.16	35-29-7
NHL TOTALS	145	7,988	500	1	3.76	55-65-16

<b>ROBBIE MOORE</b>	<b>#39</b>	<b>1982-83</b>				
Acquired from Minnesota with future considerations for Rollie Boutin and Wes Jarvis, Aug. 4, 1982. Became a free agent, June 1, 1983.						
GP	MIN	GA	SO	GAA	W-L-T	
CAPS TOTALS	1	20	1	0	3.00	0-1-0
NHL TOTALS	6	257	8	2	1.87	3-1-4

\* ACTIVE PLAYER

<b>MICHAL NEUVIRTH</b>	<b>#30</b>	<b>2008-2013</b>				
Capitals' 3rd choice (34th overall) in 2006 Entry Draft. Traded to Buffalo with Rostislav Klesla for Jaroslav Halak and a third-round pick (Robin Kovacs) in the 2015 NHL Draft, March 5, 2014.						
GP	MIN	GA	SO	GAA	W-L-OT	
CAPS TOTALS	13	767	36	0	2.82	4-6-2
NHL TOTALS	257	13,852	626	11	2.71	105-93-26

<b>MAXIME OUELLET</b>	<b>#33</b>	<b>2002-03</b>				
Acquired from Philadelphia with the Flyers' 1st (later traded to Dallas-Martin Vagner), 2nd (Maxime Daigneault) and 3rd (Derek Krestanovich) choices in the 2002 Entry Draft for Adam Oates, March 19, 2002. Traded to Vancouver for the Canucks' 5th choice in the 2006 Entry Draft (later traded to NY Rangers-Tomas Zaborsky), Dec. 2, 2006.						
GP	MIN	GA	SO	GAA	W-L-T	
CAPS TOTALS	6	365	19	1	3.12	2-3-1
NHL TOTALS	12	663	34	1	3.08	2-6-2

<b>MIKE PALMATEER</b>	<b>#29</b>	<b>1980-82</b>				
Acquired from Toronto with Maple Leafs' 3rd choice in the 1980 Entry Draft (Torrie Robertson) for Robert Picard, Tim Coulis and Washington's 2nd choice in the 1980 Entry Draft (Bob McGill), June 11, 1980. Traded to Toronto for future considerations, Sept. 9, 1982.						
GP	MIN	GA	SO	GAA	W-L-T	
CAPS TOTALS	60	3,263	219	2	4.03	20-26-11
NHL TOTALS	356	20,131	1183	17	3.53	149-138-52

<b>DAVE PARRO</b>	<b>#30</b>	<b>1980-84</b>				
Acquired from Quebec for Nelson Burton, June 15, 1979. Released from contract, June 1, 1984.						
GP	MIN	GA	SO	GAA	W-L-T	
CAPS TOTALS	77	4,015	274	2	4.09	21-36-10
NHL TOTALS	77	4,015	274	2	4.09	21-36-10

<b>JUSTIN PETERS</b>	<b>#35</b>	<b>2014-15</b>				
Signed as a free agent, July 1, 2014. Became a free agent, July 1, 2015.						
GP	MIN	GA	SO	GAA	W-L-T	
CAPS TOTALS	12	647	35	0	3.25	3-6-0
NHL TOTALS	83	4,483	230	3	3.08	25-38-9

<b>PETE PEETERS</b>	<b>#1</b>	<b>1985-89</b>				
Acquired from Boston for Pat Riggins, Nov. 14, 1985. Became a free agent, June 1989.						
GP	MIN	GA	SO	GAA	W-L-T	
CAPS TOTALS	139	7,773	396	7	3.06	70-41-15
NHL TOTALS	489	27,699	1424	21	3.08	246-155-51

<b>BILL RANFORD</b>	<b>#30</b>	<b>1996-98</b>				
Acquired from Boston with Adam Oates and Rick Tocchet for Jim Carey, Anson Carter, Jason Allison and Washington's 3rd choice in the 1997 Entry Draft (Lee Goren), March 1, 1997. Traded to Tampa Bay in exchange for Tampa's 3rd choice in the 1998 Entry Draft (Todd Hornung), June 17, 1998.						
GP	MIN	GA	SO	GAA	W-L-T	
CAPS TOTALS	40	2192	101	0	2.76	15-19-4
NHL TOTALS	647	35,936	2042	15	3.41	240-279-76

<b>ALAIN RAYMOND</b>	<b>#31</b>	<b>1987-88</b>				
Capitals' 8th choice (224th overall) in the 1983 Entry Draft. Became a free agent, June 1990.						
GP	MIN	GA	SO	GAA	W-L-T	
CAPS TOTALS	1	40	2	0	3.00	0-1-0
NHL TOTALS	1	40	2	0	3.00	0-1-0

<b>PAT RIGGIN</b>	<b>#1</b>	<b>1982-86</b>				
Acquired from Calgary with Ken Houston for Howard Walker, George White, Quebec's 6th choice in the 1982 Entry Draft (Mats Kihlstrom), the Capitals' 3rd choice in the 1983 Entry Draft (Perry Berezan) and the Capitals' 2nd choice in the 1984 Entry Draft (Paul Ranheim), June 9, 1982. Traded to Boston for Pete Peeters, Nov. 14, 1985.						
GP	MIN	GA	SO	GAA	W-L-T	
CAPS TOTALS	143	8,217	414	6	3.02	67-46-19
NHL TOTALS	350	19,872	1135	11	3.43	153-120-52

<b>MIKE ROSATI</b>	<b>#40</b>	<b>1989-99</b>				
Signed as a free agent on July 15, 1998. Became a free agent, July 1, 1999.						
GP	MIN	GA	SO	GAA	W-L-T	
CAPS TOTALS	1	28	0	0	0.00	1-0-0
NHL TOTALS	1	28	0	0	0.00	1-0-0

# All-Time Goaltender Register

**ILYA SAMSONOV \* #30 2019-22**

Capitals' 1st choice (22nd overall) in the 2015 NHL Draft. Became a free agent, July 11, 2022

	GP	MIN	GA	SO	GAA	W-L-T
CAPS TOTAL	89	4,865	228	6	2.81	52-22-8
NHL TOTALS	171	9,642	444	13	2.76	102-39-21

**HUNTER SHEPARD \* #31 2023-24**

Signed as a free agent, July 28, 2021.

	GP	MIN	GA	SO	GAA	W-L-T
CAPS TOTAL	4	245	13	0	3.19	2-1-1
NHL TOTALS	4	245	13	0	3.19	2-1-1

**GARY SMITH #1 1977-78**

Signed as a free agent from Minnesota, Sept. 3, 1977. Sold to Minnesota, Feb. 19, 1978.

	GP	MIN	GA	SO	GAA	W-L-T
CAPS TOTALS	17	980	68	0	4.16	2-12-3
NHL TOTALS	532	29,619	1675	26	3.39	173-261-74

**RASTISLAV STANA #1 2003-04**

Capitals' 8th choice (193rd overall) in the 1998 Entry Draft. Became a free agent, July 1, 2004.

	GP	MIN	GA	SO	GAA	W-L-T
CAPS TOTALS	6	211	11	0	3.13	1-2-0
NHL TOTALS	6	211	11	0	3.13	1-2-0

**WAYNE STEPHENSON #35 1979-81**

Acquired from Philadelphia for Washington's 3rd choice in the 1981 Entry Draft (Barry Tabobondung), Aug. 16, 1979. Retired following the 1980-81 season for medical reasons.

	GP	MIN	GA	SO	GAA	W-L-T
CAPS TOTALS	76	4,156	253	1	3.65	22-31-15
NHL TOTALS	328	18,343	937	14	3.06	146-103-49

**RICK TABARACCI #31 1992-99**

Acquired from Winnipeg for Jim Hrivnak, March 22, 1993. Traded to Calgary for the Flames' 5th choice in the 1995 Entry Draft (Joel Cort), April 7, 1995. Re-acquired from Calgary for future considerations, Aug. 7, 1998.

	GP	MIN	GA	SO	GAA	W-L-T
CAPS TOTALS	69	3,700	157	6	2.55	21-31-7
NHL TOTALS	286	15,255	760	15	2.99	93-125-30

**JOSE THEODORE #60 2008-10**

Signed as a free agent, July 1, 2008. Became a free agent, July 1, 2010.

	GP	MIN	GA	SO	GAA	W-L-OT
CAPS TOTALS	104	5,873	278	3	2.84	62-24-12
NHL TOTALS	648	36,606	1,635	33	2.38	286-254-30

**VITEK VANECEK \* #41 2020-22**

Capitals' 2nd choice (39th overall) in the 2014 NHL Entry Draft. Traded to New Jersey along with Washington's 2nd round choice for the Devil's 2nd round (Ryan Chesley) and 3rd round (Alexander Suzdalev) choice in the 2022 NHL Draft.

	GP	MIN	GA	SO	GAA	W-L-T
CAPS TOTALS	79	4,432	198	6	2.68	41-22-10
NHL TOTALS	163	9,140	412	9	2.70	91-42-17

**SEMYON VARLAMOV \* #40, 1 2008-11**

Capitals' 2nd choice (23rd overall) in 2006 Entry Draft. Traded to Colorado for a first round pick in the 2012 NHL Entry Draft (Filip Forsberg) and Boston's second round pick in the 2012 NHL Entry Draft (traded to Dallas, selected Mike Winther), July 1, 2011.

	GP	MIN	GA	SO	GAA	W-L-OT
CAPS TOTALS	59	3,416	136	4	2.39	30-13-12
NHL TOTALS	511	35,027	1,543	41	2.64	286-228-68

**TOMAS VOKOUN #29 2011-12**

Signed as a free agent, July 2, 2011. Traded to Pittsburgh in exchange for Pittsburgh's 7th choice in the 2012 Entry Draft (Sergey Kostenko), June 4, 2012.

	GP	MIN	GA	SO	GAA	W-L-OT
CAPS TOTALS	48	2,583	108	4	2.51	25-17-2
NHL TOTALS	700	39,694	1,688	51	2.55	300-288-35-43

**BERNIE WOLFE #30 1975-79**

Signed as a free agent, Oct. 1, 1974. Retired, Oct. 9, 1979.

	GP	MIN	GA	SO	GAA	W-L-T
CAPS TOTALS	119	6,091	424	1	4.18	20-61-21
NHL TOTALS	120	6,104	424	1	4.18	20-61-21

**MATT YEATS #31 2003-04**

Signed as a free agent, March 19, 2004. Became a free agent, July 1, 2004.

	GP	MIN	GA	SO	GAA	W-L-T
CAPS TOTALS	5	258	13	0	3.03	1-3-0
NHL TOTALS	5	258	13	0	3.03	1-3-0

# All-Time Sweater Numbers

1	
Ron Low	1974-77
Gary Smith	1977-78
Jim Bedard	1978-79
Rollie Boutin	1979-81
Pat Riggin	1982-85
Pete Peeters	1985-89
Mike Liut	1990-92
Martin Brochu	1998-99
Craig Billington	1999-02
Rastislav Stana	2003-04
Brent Johnson	2005-09
Semyon Varlamov	2010-11
Pheonix Copley	2018-19, 2022

2	
Doug Mohns	1974-75
Jack Lynch	1975-79
Greg Theberge	1979-80
Pat Ribble	1980-81
Greg Theberge	1981-82
Tony Camazzola	1981-82
Doug Hicks	1981-83
Greg Theberge	1983-84
Mike McEwen	1984-85
Dwight Schofield	1985-86
Garry Galley	1987-88
Bill Houlder	1988-90
Joel Quenneville	1990-91
Ken Sabourin	1991-92
Jim Johnson	1994
Ken Klee	1995-03
Josef Boumedienne	2003-04
Brian Pothier	2006-10
Matt Niskanen	2014-19
Justin Schultz	2020-22
Vincent Iorio	2024

3	
Greg Joly	1974-76
Bill Mikkelsen	1976-77
Jean Lemieux	1977-78
Peter Scamurra	1978-80
Howard Walker	1980-82
Jim McTaggart	1981-82
Scott Stevens	1982-90
Mikhail Tatarinov	1990-91
Sylvain Cote	1991-98
Stewart Malgunas	1998-99
Jamie Huscroft	1999-00
Sylvain Cote	2000-02
Jason Doig	2003-04
Lawrence Nycholat	2006-07
Tom Poti	2007-13
Nick Jensen	2019-24

4	
Bill Mikkelsen	1974-75
Bob Paradise	1975-77
Larry Bolonchuk	1977-78
Leif Svensson	1978-80

Jim McTaggart	1980-81
Jay Johnston	1981-82
Randy Holt	1981-83
Paul MacKinnon	1983-84
Kevin Hatcher	1984-94
Jim Johnson	1995-96
Stewart Malgunas	1996-98
Sergei Gonchar	1998-99
Brad Shaw	1999
Alexei Tezikov	1998-00
Frantisek Kucera	2001-02
Rick Berry	2002-04
John Erskine	2006-14
Taylor Chorney	2015-18
Brenden Dillon	2020-21
Hardy Haman Aktell	2023

5	
Joe Lundrigan	1974-75
Willy Brossart	1975-76
Rick Green	1976-82
*Rod Langway	1982-93
*No. retired Nov. 26, 1997	

6	
Gord Smith	1974-75
Peter Scamurra	1975-76
Gord Smith	1976-79
Errol Rausse	1979-80
Darren Veitch	1980-86
John Barrett	1986-87
Chris Felix	1987-88
Grant Ledyard	1988-89
Calle Johansson	1989-03
Jamie Heward	2005-07
Dennis Wideman	2011-12
Tim Gleason	2014-15
Mike Weber	2015-16
Michal Kempny	2018-22
Vincent Iorio	2023
Joel Edmundson	2023-24

7	
*Yvon Labre	1974-81
*No. retired Nov. 7, 1981	

8	
Murray Anderson	1974-75
Don McLean	1975-76
Gord Smith	1975-76
Larry Bolonchuk	1976-77
Bill Riley	1976-79
Dave Forbes	1978-79
Nelson Burton	1978-79
Rick Bragnolo	1978-79
Mark Lofthouse	1979-81
Greg Theberge	1980-81
Jay Johnston	1980-81
Tim Tookey	1981-82
Lee Norwood	1981-83
Larry Murphy	1983-89

Bob Rouse	1989-91
Ken Sabourin	1991
Dimitri Kristich	1991-95
Richard Zednik	1995-96
Jan Bulis	1997-00
Dmitri Khristich	2000-02
Josh Green	2002-03
Steve Eminger	2003-04
Alex Ovechkin	2005-24

9	
Dave Kryskow	1974-75
Ace Bailey	1975-78
Ryan Walter	1978-82
Brian Engblom	1982-84
Dave Jensen	1985-87
Mike Millar	1988-89
Nick Kypreos	1989-92
Dave Poulin	1993-95
Keith Jones	1995-96
Curtis Leschyshyn	1996
Todd Krygier	1997-98
Tom Chorske	1998-99
Joe Murphy	1999-00
Dainius Zubrus	2001-07
Brendan Morrison	2009-10
Mike Ribeiro	2013
Dmitry Orlov	2014-23

10	
Gord Brooks	1974-75
Ron Anderson	1974-75
Bill Clement	1975-76
Doug Patey	1976-77
Walt McKechnie	1977
Bob Girard	1977-78
Rolf Edberg	1978-81
Bob Carpenter	1981-87
Kelly Miller	1987-99
Ulf Dahlen	1999-02
Matt Bradley	2005-11
Martin Erat	2012-14
Mike Richards	2015-16
Brett Connolly	2016-19
Daniel Sprong	2021-22

11	
Jack Eggers	1974-76
Brian Kinsella	1976-77
Craig Patrick	1976-79
Mark Lofthouse	1977-78
Greg Carroll	1978-79
Brent Tremblay	1978-79
*Mike Gartner	1979-89
Tim Bergland	1990-92
Bob Carpenter	1992-93
Tim Bergland	1994
Jeff Nelson	1995-96
Esa Tikkanen	1998
Jeff Halpern	1999-06
*No. retired Dec. 28, 2008	

12	
Bob Gryp	1974-75
Steve Atkinson	1974-75
Ron Anderson	1974-75
Hartland Monahan	1975-77
Nelson Burton	1977-78
Rick Bragnolo	1977-78
Michel Bergeron	1978-79
Bill Riley	1978-79
Doug Patey	1978-79
Dennis Hextall	1978-79
Tony Cassolato	1979-80
Gary Rissling	1979-80
Alan Hangeleben	1979-81
Mike Siltala	1981-82
Errol Rausse	1981-82
Glen Currie	1981-85
Jorgen Pettersson	1985-86
Gary Sampson	1986-87
Garry Galley	1986-87
Peter Sundstrom	1987-89
John Tucker	1990
Peter Bondra	1990-04
Jeff Friesen	2005-06

13	
Andrei Nikolishin	1996-02
Bates Battaglia	2003-04
Joey Tenute	2005-06
Jiri Novotny	2006-07
Jakub Vrana	2016-21
Henrik Borgstrom	2023

14	
Tommy Williams	1974-75
Gerry Meehan	1975-79
Blair Stewart	1978-79
Antero Lehtonen	1979-80
Dwayne Lowdermilk	1980-81
Errol Rausse	1980-81
Gaetan Duchesne	1981-87
Mike Richard	1987-88
Geoff Courttnall	1988-90
Dave Tippett	1990-92
Kevin Miller	1992
Paul Cavallini	1992-93
Pat Peake	1993-98
Patrik Augusta	1998-99
Patrice Lefebvre	1998-99
Joe Sacco	1999-02
Kip Miller	2002-04
Eric Fehr	2006-08
Tomas Fleischmann	2008-10
Justin Williams	2015-17
Anthony Peluso	2017-18
Richard Panik	2019-21

15	
Denis Dupere	1974-75
Stan Gilbertson	1974-76
Guy Charron	1976-81

Wes Jarvis	1981-82
Mike Siltala	1981-82
Alan Haworth	1982-87
Neil Sheehy	1988-91
Reggie Savage	1992-93
Keith Acton	1993
Jeff Nelson	1995
Steve Poapst	1996
Dmitri Mironov	1998-01
Boyd Gordon	2003-11
Jeff Halpern	2011-12
Joey Crabb	2013
Sonny Milano	2022-24

16	
Mike Marson	1974-79
Michel Bergeron	1978-79
Doug Patey	1978-79
Bengt Gustafsson	1981-86
Bengt Gustafsson	1987-89
Alan May	1989-94
Stefan Ustorf	1995-96
Kris Beech	2000
Trevor Linden	2001
A. Salomonsson	2002-03
Brian Sutherby	2003-07
Eric Fehr	2008-15
Philippe Maillet	2021
Craig Smith	2023

17	
Rod Seiling	1974
Willy Brossart	1974-75
John Paddock	1975
Jean Lemieux	1975-77
Tom Rowe	1977-80
Tim Coulis	1979-80
Wes Jarvis	1980-81
Timo Blomqvist	1981-85
John Blum	1986-87
Mike Ridley	1987-94
Sergei Gonchar	1995
Chris Simon	1996-02
John Gruden	2003-04
Chris Clark	2005-10
D.J. King	2010-12
Wojtek Wolski	2012-13
Dustin Penner	2013-14
Aaron Volpatti	2014-15
Ilya Kovalchuk	2020
Michael Raffl	2021
Dylan Strome	2022-24

18	
Bill Riley	1974-75
Ron Jones	1974-75
Rick Bragnolo	1975-77
Eddy Godin	1977-79
Greg Polis	1978-80
Harvie Poczca	1979-80
Glen Currie	1979-80

# All-Time Sweater Numbers

Tim Tookey	1980-81
Roland Stoltz	1981-82
Lou Franceschetti	1981-82
Craig Laughlin	1982-88
Doug Wickenheiser	1989-90
Steve Maltais	1990-91
Randy Burrige	1991-95
Andrew Brunette	1995-98
Trevor Halverson	1998-99
Matt Pettinger	2001-08
Eric Belanger	2009-10
Marco Sturm	2011
Chandler Stephenson	2015-19
Gabriel Carlsson	2023

**19**

Pete Laframboise	1974-75
Jack Lynch	1975
Bob Gryp	1975-76
Steve Self	1976-77
Bryan Watson	1976-79
Chuck Arnason	1978-79
Paul MacKinnon	1979-82
Ken Houston	1982-83
Peter Andersson	1983-86
Greg Smith	1986-88
John Druce	1988-92
Pat Elynuik	1992-93
Enrico Ciccone	1993-94
Brendan Witt	1995-06
Nicklas Backstrom	2007-24

**20**

Bill Lesuk	1974-75
Tony White	1975-78
Mark Lofthouse	1978-79
Tim Coulis	1979-80
Claude Noel	1979-80
Mike Kaszycki	1979-80
Gary Rissling	1979-80
Greg Theberge	1981-84
Gary McAdam	1983-84
Gary Sampson	1983-86
Michal Pivonka	1986-99
Glen Metropolit	1999-02
Robert Lang	2002-04
Petr Sykora	2005-06
Rico Fata	2005-06
Keith Aucoin	2008-11
Troy Brouwer	2011-15
Ryan Stanton	2015-16
Lars Eller	2016-23

**21**

Steve Atkinson	1974-75
Mike Lampman	1975-77
Dave Forbes	1977-78
Dennis Maruk	1978-83
Andre Hidi	1983-85
Mark Taylor	1985-86
Daryl Evans	1985-86

Grant Martin	1985-86
Michal Pivonka	1986-88
Steve Leach	1986-91
Todd Krygier	1991-94
Todd Krygier	1996-97
Jeff Toms	1997-00
James Black	2000-01
Glen Metropolit	2002-03
Brooks Laich	2004-16
Garnet Hathaway	2019-23
Aliaksei Protas	2023-24

**22**

Lew Morrison	1974
Ron Lalonde	1974-79
Dennis Hexall	1979-80
Brent Tremblay	1979-80
Jean Pronovost	1980-82
Todd Bidner	1981-82
Torrie Robertson	1982-83
Paul MacKinnon	1982-83
Greg Adams	1983-88
Shawn Cronin	1988
Dino Ciccarelli	1988-92
Steve Konowalchuk	1992-03
Boyd Kane	2005-06
Rico Fata	2006-07
Mike Knuble	2009-12
Curtis Glencross	2014-15
Kevin Shattenkirk	2016-17
Madison Bowey	2017-19
Lucas Johansen	2021
Johan Larsson	2022

**23**

Mike Bloom	1974-75
Blair Stewart	1975-78
Doug Patey	1977-78
Gary Rissling	1978-79
Claude Noel	1979-80
Wes Jarvis	1979-80
Dennis Ververgaert	1980-81
Todd Bidner	1981-82
Jim McGeough	1981
Bobby Gould	1981-89
Rob Murray	1989-90
Paul MacDermid	1992-93
Kevin Kaminski	1993-97
Brian Bellows	1998-99
Miika Elomo	1999-00
Trent Whitfield	2000-01
Ivan Ciernik	2002
Trent Whitfield	2002-04
Ivan Majesky	2005-06
Milan Jurcina	2006-10
Scott Hannan	2010-11
Keith Aucoin	2011-12
Tyson Strachan	2013-14
Chris Conner	2014-15
Zach Sill	2015-16
Dmitrij Jaskin	2018-19
Michael Sgarbossa	2019-24

**24**

Paul Nicholson	1974-76
Larry Fullan	1974-75
Brian Kinsella	1975-76
Larry Bolonchuk	1975-76
Ron Jones	1975-76
Brian Stapleton	1975-76
Alex Forsyth	1976-77
Tom Rowe	1976-77
Robert Picard	1977-80
Bob Kelly	1980-82
Howard Walker	1981-82
Tom Rowe	1981-82
Eric Calder	1982-83
Bryan Erickson	1983-85
Daryl Evans	1985-86
Jeff Greenlaw	1986-88
Jeff Greenlaw	1991-92
Mark Tinordi	1995-99
Rob Zettler	1999-02
Brian Willisie	2003-06
Kris Beech	2006-07
Matt Cooke	2007-08
Scott Walker	2009-10
Brian Willisie	2011
Aaron Volpatti	2012-14
Riley Barber	2016-17
Connor McMichael	2021-24

**25**

Jim Hrycuik	1974-75
Gord Lane	1975-76
Bob Sirois	1975-80
Torrie Robertson	1980-81
Tony Cassolato	1980-81
Terry Murray	1981-82
Doug Jarvis	1982-85
Grant Martin	1985-87
Bob Crawford	1986-87
Lou Franceschetti	1987-89
Robin Bawa	1989
Peter Zedel	1990-91
John Kordic	1991
Shawn Chambers	1991-92
Jason Woolley	1992-94
Rob Pearson	1995
Brad Church	1997-98
Barrie Moore	1999-00
Terry Yake	2000-01
Mike Grier	2002-04
Andrew Cassels	2005-06
David Steckel	2006-07
Viktor Kozlov	2007-09
Jason Chimera	2009-16
Devante Smith-Pelly	2017-19
Dylan McIlrath	2023
Ethan Bear	2024

**26**

Andre Peloffy	1974-75
---------------	---------

Tony White	1974-75
Nelson Pyatt	1974-76
Bill Collins	1976-78
Bob Girard	1978-80
Steve Clippingdale	1979-80
Pierre Bouchard	1980-82
Jay Johnston	1981-82
Eric Calder	1981-82
Milan Novy	1982-83
Dave Shand	1983-85
Yvon Corriveau	1986-89
Steve Maltais	1990
Mike Lalor	1990-92
Keith Jones	1992-95
Denis Chasse	1996
Stewart Malgunas	1996
Keith Jones	1996
Ryan Mulhern	1997
Matt Herr	1998-01
Shaone Morrisonn	2004-10
Matt Hendricks	2010-13
Daniel Winnik	2015-17
Nic Dowd	2018-24

**27**

Bruce Cowick	1974-75
Harvey Bennett	1975-77
Paul Nicholson	1976-77
Mark Lofthouse	1977-78
Nelson Burton	1977-78
Rick Bragnolo	1977-78
Paul Mulvey	1978-81
Orest Kindrachuk	1981-82
Harvie Poczta	1981-82
Dave Christian	1983-89
Bob Joyce	1989-91
Mark Hunter	1992
Craig Berube	1993-99
Terry Yake	2000
Craig Berube	2000-01
Chris Ferraro	2001
Ivan Ciernik	2002-03
Craig Johnson	2004
Ben Clymer	2005-07
Karl Alzner	2008-17
Alexander Alexeyev	2021-24

**28**

Gord Lane	1976-79
Glen Currie	1979-82
Chris Valentine	1981-84
Dean Evason	1984-85
Mark Taylor	1985-86
Gary Sampson	1986-87
Paul Cavallini	1987
Grant Ledyard	1988
Chris Felix	1988-90
Brad Schlegel	1992
John Slaney	1993-95
Eric Charron	1996
Jan Benda	1997
Jeff Brown	1998

James Black	1998-00
Matt Pettinger	2000-01
Jason Marshall	2001
Peter Ferraro	2001
Alexander Semin	2003-04
Kris Beech	2005-06
Alexander Semin	2006-12
Paul Carey	2015-17
Jakub Jerabek	2017-18
Brendan Leipsic	2019-20
Daniel Carr	2021
Connor Brown	2022

**29**

Peter Scamurra	1976-77
Doug Gibson	1977-78
Pierre Bouchard	1978-80
Mike Palmateer	1980-82
Ted Bulley	1982-83
Dean Evason	1983-85
Kevin Hatcher	1984-85
Steve Leach	1986
Ed Kastelic	1985-88
Jim Thomson	1988-89
Scot Kleinedorst	1989-90
Mark Ferner	1990
Dimitri Khristich	1990-91
Jakub Woolley	1992
Bob Babcock	1992
Joe Reekie	1994-02
Joel Kwiatkowski	2003-04
Jamie Hunt	2006-07
Tomas Vokoun	2011-12
Ryan Stoa	2013-14
Christian Djoos	2017-20
Hendrix Lapierre	2021-24

**30**

John Adams	1974-75
Ron Low	1974-75
Micheal Belhumeur	1975-76
Bernie Wolfe	1975-79
Dave Parro	1980-84
Paul Gardner	1984-85
Yves Beaudoin	1985-86
Paul Cavallini	1987
Clint Malarchuk	1987-89
Jim Carey	1995-97
Bill Ranford	1997-98
Corey Hirsch	2001
Frederic Cassivi	2005-06
Michal Neuvirth	2008-14
Ilya Samonov	2019-22

**31**

Michel Belhumeur	1974-75
Roger Crozier	1976-77
Jim Bedard	1977-78
Gary Inness	1978-81
Archie Henderson	1980-81
Bob Mason	1983-87

# All-Time Sweater Numbers

Alain Raymond ..... 1987  
 Bob Mason ..... 1989-90  
 Olie Kolzig ..... 1993  
 Rick Tabaracci ..... 1993-95  
 Rick Tabaracci ..... 1998-99  
 Corey Hirsch ..... 2001  
 Matt Yeats ..... 2003-04  
 Philipp Grubauer ..... 2012-18  
 Craig Anderson ..... 2021  
 Craig Anderson ..... 2023-24

32

John Adams ..... 1974-75  
 Torrie Robertson ..... 1981-83  
 Lou Franceschetti ..... 1983-87  
 \*Dale Hunter ..... 1987-99  
 \*No. retired March 11, 2000

33

John Blum ..... 1986-87  
 Grant Jennings ..... 1988  
 Don Beaupre ..... 1989-94  
 Anson Carter ..... 1996-97  
 Steve Poapst ..... 1998-99  
 Jim McKenzie ..... 2000  
 Benoit Hogue ..... 2002  
 Maxime Ouellet ..... 2003-05  
 Alexandre Giroux ..... 2008-10  
 Radko Gudas ..... 2019-20  
 Zdeno Chara ..... 2021

34

Jim McGeough ..... 1981-82  
 Mikko Leinonen ..... 1984-85  
 Jim McGeough ..... 1984-85  
 Bill Houlder ..... 1987-88  
 Mike Richard ..... 1990  
 Al Iafate ..... 1991-94  
 Martin Gendron ..... 1995-96  
 Jaroslav Svejkovsky ..... 1996-00  
 Jakub Cutta ..... 2000-02  
 Jean-Luc Grand-Pierre ..... 2004  
 Mathieu Biron ..... 2005-06  
 Boyd Kane ..... 2009-10  
 Alexander Urbom ..... 2013-14  
 Jonas Siegenthaler ..... 2018-21

35

Michel Belhumeur ..... 1975-76  
 Rollie Boutin ..... 1978-79  
 Wayne Stephenson ..... 1979-81  
 Al Jensen ..... 1981-87  
 Don Beaupre ..... 1988-89  
 Olaf Kolzig ..... 1989  
 Jim Hrivnak ..... 1989-90  
 Byron Dafeo ..... 1992-95  
 S. Charpentier ..... 2002-04  
 Frederic Cassivi ..... 2006-07  
 Justin Peters ..... 2014-15  
 Darcy Kuemper ..... 2022-24

36

Jim Mathieson ..... 1990  
 Kent Paynter ..... 1990  
 Alfie Turcotte ..... 1990-91  
 Mark Ferner ..... 1991  
 Shawn Anderson ..... 1992-94  
 Mike Eagles ..... 1995-00  
 Colin Forbes ..... 2002-03  
 J-F Fortin ..... 2002-03  
 Jakub Cutta ..... 2004  
 Colin Forbes ..... 2005-06  
 Tomas Kundratek ..... 2011-13  
 Mike Vecchione ..... 2022

37

Jim Thomson ..... 1986-87  
 Brian Tutt ..... 1989  
 John Purves ..... 1990  
 Ken Lovsin ..... 1990  
 Alfie Turcotte ..... 1991  
 Kent Paynter ..... 1991  
 Olie Kolzig ..... 1993-08

38

Yves Beaudoin ..... 1986-87  
 Dennis Smith ..... 1989-90  
 Alain Cote ..... 1990  
 Bob Babcock ..... 1990  
 Reggie Savage ..... 1991  
 Brian Curran ..... 1993-94  
 Nolan Baumgartner ..... 1995-96  
 Nolan Baumgartner ..... 1998-00  
 Jan Bulis ..... 2000-01  
 Todd Rohloff ..... 2001-04  
 Jakub Klepis ..... 2005-07  
 Cristobal Huet ..... 2008  
 Graham Mink ..... 2008  
 Jack Hillen ..... 2012-15  
 Dennis Cholowski ..... 2021-22  
 Rasmus Sandin ..... 2024

39

Robbie Moore ..... 1982-83  
 Kent Carlson ..... 1988  
 Alain Cote ..... 1990  
 Alfie Turcotte ..... 1990  
 Tyler Larter ..... 1990  
 Jim Hrivnak ..... 1990-93  
 Enrico Ciccone ..... 1993  
 Enrico Ciccone ..... 1998-99  
 Alexander Volchkov ..... 1999-00  
 Patrick Boileau ..... 2001-02  
 Josef Boumedienne ..... 2003  
 Graham Mink ..... 2004-06  
 Alexandre Giroux ..... 2006-07  
 David Steckel ..... 2007-11  
 Alex Chiasson ..... 2017-18  
 Anthony Mantha ..... 2021-24

40

Tony Cassolato ..... 1981-82  
 Mark Ferner ..... 1990  
 Steve Seftel ..... 1991  
 Steve Konowalchuk ..... 1992  
 Todd Nelson ..... 1994  
 Mike Rosati ..... 1998-99  
 Nolan Yonkman ..... 2002-06  
 Semyon Varlamov ..... 2008-10  
 Roman Hamrlik ..... 2013  
 Garrett Pilon ..... 2021-22

41

Jason Allison ..... 1994-97  
 Patrick Boileau ..... 1998-99  
 Brian Sutherby ..... 2001  
 Mike Farrell ..... 2002  
 Brad Norton ..... 2004  
 Louis Robitaille ..... 2005-06  
 Jaroslav Halak ..... 2013-14  
 Vitek Vanecek ..... 2021-22

42

Dwayne Hay ..... 1997  
 Sami Lepisto ..... 2008-09  
 Joel Ward ..... 2011-15  
 Martin Fehervary ..... 2019-24

43

David Harlock ..... 1998  
 Tomas Fleischmann ..... 2005-08  
 Bryan Helmer ..... 2008-09  
 Tom Wilson ..... 2013-24

44

Igor Ulanov ..... 1995  
 Richard Zednik ..... 1996-01  
 Steve Eminger ..... 2002, '05-08  
 Staffan Kronwall ..... 2009  
 Jason Arnott ..... 2011  
 Roman Hamrlik ..... 2011-13  
 Brooks Orpik ..... 2014-19

45

Patrick Boileau ..... 1997  
 Alex Henry ..... 2002-03  
 Jonas Johansson ..... 2005-06  
 Cameron Schilling ..... 2012-15  
 Axel Jonsson-Fjallby ..... 2021-22  
 Matthew Phillips ..... 2023-24

46

Brian Sutherby ..... 2002-04  
 Michael Latta ..... 2013-16  
 Lucas Johansen ..... 2021-24

47

Michael Farrell ..... 2001  
 Bryan Muir ..... 2005-07  
 Karl Alzner ..... 2008  
 Beck Malenstyn ..... 2019-24

48

Benoit Gratton ..... 1998-99  
 Chris Corrinet ..... 2001-02  
 Oskar Osala ..... 2008-09  
 Casey Wellman ..... 2013-14

49

Dwayne Zinger ..... 2003  
 Stanislav Galiev ..... 2014-16  
 Brett Leason ..... 2021-22

50

Eric Fehr ..... 2005-06  
 Joe Motzko ..... 2007-08  
 Cody Eakin ..... 2011-12

51

Stephen Peat ..... 2001-04  
 Doug Doull ..... 2005-06  
 Timo Helbling ..... 2006-07

52

Mike Green ..... 2005-15  
 Matt Irwin ..... 2021-23  
 Dylan McIlrath ..... 2023-24

53

Quintin Laing ..... 2007-10  
 Sean Collins ..... 2015-16

54

Jason Doig ..... 2002-03  
 Joel Rechlicz ..... 2012

55

Sergei Gonchar ..... 1995-04  
 Jeff Schultz ..... 2006-13  
 Aaron Ness ..... 2015-18

56

Garrett Stroschein ..... 2004  
 Chris Bourque ..... 2007-10  
 Patrick Wey ..... 2013-14  
 Erik Gustafsson ..... 2022-23

57

Dean Melanson ..... 2001  
 Kyle Wilson ..... 2009-10  
 Trevor van Riemsdyk ..... 2021-24

58

Jean-Francois Fortin ..... 2002-03  
 Connor Carrick ..... 2013-14, 2015-16

59

Julien Brouillette ..... 2013-14  
 Aliaksei Protas ..... 2021-23

60

Jose Theodore ..... 2008-10  
 Zach Fucale ..... 2021-23

61

Steve Oleksy ..... 2012-15

62

Sean Collins ..... 2008-12  
 Carl Hagelin ..... 2019-22

63

Owen Fussey ..... 2003-04  
 Andrew Gordon ..... 2008-11  
 Shane Gersich ..... 2017-18  
 Ivan Miroshnichenko ..... 2023-24

64

Roman Tvrdoň ..... 2004  
 Peter LeBlanc ..... 2013-14  
 Brian Pinho ..... 2020-21

65

Andre Burakovsky ..... 2014-19

66

Milan Novy ..... 1982-83

67

Chris Brown ..... 2013-16  
 Max Pacioretty ..... 2024

68

Jaromir Jagr ..... 2001-04

69

Mel Angelstad ..... 2004

70

David Steckel ..... 2005-06  
 Braden Holtby ..... 2010-20

72

Travis Boyd ..... 2017-20  
 Pierrick Dube ..... 2024

73

Conor Sheary ..... 2021-23

# All-Time Sweater Numbers

**74**

Brantt Myhres .....2001  
John Carlson.....2009-24

**75**

Chris Hajt .....2003-04

**76**

Darcy Verot..... 2004  
Garrett Mitchell ..... 2017

**77**

Adam Oates ..... 1997-02  
Joe Corvo ..... 2009-10  
T.J. Oshie ..... 2015-24

**78**

Tyler Lewington.....2018-19

**79**

Nathan Walker ..... 2017-19  
Charlie Lindgren ..... 2022-24

**81**

Dmitry Orlov ..... 2011-14

**82**

Zach Sanford.....2016-17

**83**

Jay Beagle..... 2009-18

**84**

Mikhail Grabovski.....2013-14

**85**

Mathieu Perreault..... 2009-13

**87**

Donald Brashear..... 2006-09  
Liam O'Brien .....2014-18

**88**

Nate Schmidt ..... 2013-17

**89**

Tyler Sloan.....2008-11

**90**

Joe Juneau ..... 1994-99  
Marcus Johansson ..... 2010-17,  
2022-23

**91**

Sergei Fedorov ..... 2008-09  
Tyler Graovac ..... 2017-18  
Joe Snively ..... 2021-23

**92**

Rick Tocchet..... 1997  
Michael Nylander 2002-04, '07-09  
Evgeny Kuznetsov ..... 2013-24

**94**

Sergei Berezin..... 2003  
Nicolas Deschamps .....2013-14

**96**

Phil Housley..... 1996-98  
Nicolas Aube-Kubel..... 2022-24



# Retired Numbers



## 7 YVON LABRE

Yvon Labre's contributions to the success of the Washington Capitals extended well beyond the boundaries of the rink. A member of the inaugural 1974-75 Capitals, Labre was a rugged defenseman whose solid, physical play paced the early expansion team. Labre is notably remembered for scoring the Capitals' first goal at the Capital Centre Oct. 15, 1974, against Los Angeles. He finished fourth in team scoring during Washington's first season and recorded more than 20 assists in a season twice in his career. From 1976-78 Labre wore the "C" on his sweater, utilizing his leadership qualities to the fullest extent.

After retiring in 1981 Labre became an assistant coach before stepping into the role of color commentator for the team's broadcasts. In 1983 Labre became

Retired Nov. 7, 1981

the Capitals' director of community relations and continued in that position until the start of the 1996-97 season, when he began a four-year stint as director of special programs.

From the moment he took to the ice in a Capitals uniform to his commitment in community programs and youth hockey, no one served as a better ambassador for hockey in the Washington area than Labre.



## 5 ROD LANGWAY

Known to many Capitals fans as the "Secretary of Defense," Rod Langway anchored the Washington defense for 11 seasons and more than 700 games. Dealt by Montreal to Washington in one of the biggest trades in franchise history, Langway brought instant respectability to the Capitals' squad. His arrival and dominating physical presence helped lead Washington to its first postseason appearance in 1982-83.

The taste of the Stanley Cup playoffs was only a sign of things to come. The Capitals made the playoffs during every season of Langway's tenure. Recognized as the best in the business, Langway captured back-to-back Norris Trophy honors

Retired Nov. 26, 1997

in 1982-83 and 1983-84. The team recorded more than 100 points in three consecutive seasons, including a record 107-point, 50-win year in 1985-86.

A strong leader in the locker room, Langway captained the team for more than a decade and was truly one of hockey's all-time greats, evidenced by his induction into the Hockey Hall of Fame in 2002.



## 32 DALE HUNTER

Referred to by many as the "heart and soul" of the Washington Capitals, Dale Hunter was well respected for his dedication to the game. His 19 seasons in the NHL, 1,407 regular-season games and 186 playoff games serve as testimony to that dedication. At the time of his retirement following the 1998-99 season, only seven players in NHL history had appeared in more total games.

Hunter left the game having firmly etched his name in the Capitals' record book. In regular-season play he finished his career ranked first in penalty minutes (2,003), second in games played (872), tied for second in power-play goals (72), third in assists (375), third in points (556), tied for fifth in game-

Retired March 11, 2000

winning goals (29) and tied for eighth in goals (181). He retired leading the franchise in virtually every category: games played (100), goals (25), assists (47), points (72), power-play goals (11) and penalty minutes (372).

Perhaps Hunter summed up his contributions best at his retirement ceremony March 11, 2000, when he said, "I'm not a Wayne Gretzky. I just tried to give my all every night. That work ethic is what the Caps have always been about."



## 11 MIKE GARTNER

Mike Gartner, a member of the Hockey Hall of Fame who ranks second in Capitals history in goals (397), assists (392) and points (789), became the fourth player in Capitals history to have his number retired when the No. 11 was raised to the rafters on Dec. 28, 2008.

Gartner spent the first 10 seasons of his 19-year NHL career with the Capitals after Washington selected him in the first round, fourth overall, in the 1979 NHL Draft. He led the team in goals five times and in points four times, scoring at least 35 goals in each of his first nine years in Washington (he had 26 goals when he was traded 56 games into 1988-89, his 10th season). He left the team as its all-time leader in games played, goals, assists, points, power-play goals and game-winning goals.

Retired Dec. 28, 2008

Gartner was a member of the first six Capitals playoff teams, leading four of those teams in playoff scoring. He recorded 43 points (16 goals, 27 assists) in 47 playoff games for the club and at the time of his trade was Washington's all-time leading playoff scorer.

Gartner played 1,432 career games with five teams in his career, recording 708 goals (sixth in NHL history) and 627 assists for 1,335 points. Inducted in the Hockey Hall of Fame in 2001, Gartner holds the NHL record for the most 30-goal seasons (17) and shares the record for most consecutive 30-goal seasons (15). He played in seven NHL All-Star Games and three times won the NHL's fastest skater competition at the NHL All-Star Game.



# Uniform History



**THE ORIGINAL**  
1974 - 1994



**SCREAMING EAGLE**  
1995



**BLACK CAPITAL**  
1998



**REEBOK & REBRAND**  
2007



**WHITE WINTER CLASSIC**  
2011



**DEEP RED WINTER CLASSIC**  
2015



**RED THIRD JERSEY**  
2015



**NAVY STADIUM SERIES**  
2018



**THROWBACK THIRDS**  
2018



**REVERSE  
RETRO 2021**



**BLUE THIRD JERSEY**  
2021



**BLACK REVERSE RETRO**  
2022



**WHITE STADIUM SERIES**  
2023

# Uniform History



add a caption here



## 1974-75: INITIAL JERSEY & VARIATIONS

### 1974-75

The team wears red, white and blue uniforms during its inaugural year in the NHL.

The Capitals wore white pants for the first four road games of the 1974-75 season. They were replaced by the blue pants that would persist through the rest of this jersey's usage.

### 1980-81

The "WASHINGTON" above the Capitals wordmark logo is reduced in size.

### 1983-84

The number of stars on the sleeves is reduced from five to four. It returns to five two years later.

## 1995: FIRST REBRAND - SCREAMING EAGLE

### JUNE 22, 1995

The team introduces new logos and uniforms with a blue, black and bronze color scheme.

### 1995-96

The first year of the blue, black and bronze jerseys. The word "CAPITALS" appears below the eagle on the home and road jerseys.

### 1997: BLACK CAPITOL JERSEY

### 1997-98

The word "CAPITALS" only appears on the road jerseys. A black third jersey is added and



is worn for the first time Jan. 25, 1998. The jersey, which is worn nine times during the season, has arched letters for the nameplate.

**2000-01**

The black jersey replaces the road blue jersey and the team now only wears two jerseys. The nameplate letters on the black jersey are no longer arched.



**2003-04**

The NHL switches to wear dark jerseys at home and white jerseys on the road

**2007: RETURN TO RED, WHITE & BLUE**

June 22, 2007

The team introduces new logos and changes its colors and uniforms back to red, white and blue. The primary logo draws upon the team's original jerseys, but with a fresh, bold font. The letters lean forward, representing the team's commitment to innovation and forward thinking. The three stars represent Maryland, Virginia and Washington, D.C. - the three main geographic areas in the Capitals' market - and align with hockey tradition, as each game's top players are named its three stars. The letter t, like in the original uniforms, depicts a hockey stick, with a puck at the end. Red, white and blue brought the Capitals back to their original colors, in shades that align with those of the American flag and

symbolically strengthen the Capitals' ties to their home city of Washington, D.C., the nation's capital.

The shoulder patch incorporates imagery from the Capitals' most recent uniforms, which featured an eagle and the Capitol dome. Here those Washington, D.C., icons come together in a distinctive look. The eagle's wings are raised at its sides and help form the shape of a "W," representing Washington, D.C., the world's most powerful and influential city.

**2011: WHITE WINTER CLASSIC**

January 1, 2011

For the 2011 NHL Winter Classic in Pittsburgh, the team hearkened back to the original 1974 white jerseys, with this replica throwback.

The primary color for the uniform is white and very closely resembles the team's original jersey, worn from 1974-75 through 1994-95. The original Capitals wordmark is featured on the

# Rocking the Red



front of the jersey with six stars above it and five stars beneath the numbers on each sleeve. Unlike the original uniforms, which featured blue pants, the Capitals wore red pants and red helmets. This jersey would later become the team's third alternate jersey, worn on the road through the 2014-15 season.

### 2015: DEEP RED WINTER CLASSIC

January 1, 2015

The 2015 Capitals NHL Winter Classic jersey includes many elements from Capitals jerseys worn during the past five decades. The "Capitals" wordmark on the front of the jersey has been a hallmark of Caps jerseys throughout the past four decades, even through several redesigns. The stars on the front are also an element seen on many Capitals jerseys through the years, including the Capitals current jersey.

The primary color for the Capitals' NHL Winter Classic uniform is vintage deep red to symbolize hockey's deep roots in Washington. The stripes on the shoulders, waist

and legs bring in elements of Washington professional hockey jerseys from the 1930's, predating the Capitals' formation in the 1970s. A large "W" on the front of the jersey, offset in blue to contrast the white Capitals wordmark, offers a unique look never seen before on Capitals jerseys. A large "W" on the front of the jersey is offset in blue to contrast the white Capitals wordmark and features a silhouette of the Washington Monument, offering a unique look never seen before on Capitals jersey in franchise history.

### 2015: THROWBACK THIRD

The Washington Capitals debuted a new third jersey modeled after the team's original red jersey, to be worn during select home games starting with the 2015-16 season.

The primary color for the uniform is red and closely resembles the team's jersey worn from 1974-75 through 1994-95. The original Capitals wordmark is featured



on the front of the jersey with six stars above it and five stars beneath the numbers on each sleeve. The Capitals wore blue pants featuring red & white stars and stripes down the sides, along red helmets with these third jerseys. The new third jersey replaced the white third jersey the Capitals wore from 2011-12 to 2014-15.

**2018: NAVY STADIUM SERIES**

Inspired by the Capitals' classic identity and fused with the most advanced uniform technologies available in the new adidas adizero Authentic NHL uniforms, the special edition Washington Capitals' 2018 Coors Light NHL Stadium Series uniform is a salute to the game's locale - Annapolis, MD. Marking the first time in Capitals history the team will wear a navy-blue uniform, the overall design aesthetic pays homage to the U.S. Navy and highlights key elements of the Capitals' identity. Each element of the Capitals' visual identity has been emphasized to create bolder, more visually pronounced uniforms that are meant to make a statement and be more recognizable in the larger outdoor stadium setting.

The Capitals' special edition crest design centers around the team's informal nickname, CAPS™, and is stylistically aligned to the team's current wordmark. Additionally, the crest incorporates the three stars from the team's primary moniker, which also honors the Washington, D.C. city flag. The pants feature a new contemporary "W" with three stars of the city flag, which also serves as a subtle nod to the Washington monument. Additional design details include a bolder one-color version of the Capitals' numbers for better visibility in the outdoor stadium setting. As a historic tribute to team's hometown, the numbers are accentuated with a perforated pattern based on Pierre L'Enfant's original grid plan for the city of Washington D.C. A strong white shoulder yoke serves as a nod to the classic stars & stripes from

the clubs' past uniforms and the thick red stripes and hem stripes evoke thoughts of the city flag of Washington D.C.

**2021: REVERSE RETRO**

adidas worked closely with the NHL and each of the league's 31 teams to design a Reverse Retro jersey representing unique and historical moments in each club's history, while refreshing the color and design combination for an all-new presentation.



"We are excited to unveil the Capitals Reverse Retro jersey that showcases a significant era of our team history," said Monumental Sports & Entertainment Chief Marketing

Officer Hunter Lochmann. "Working closely with adidas and the NHL, our goal was to pay tribute to our 97-98 team, refreshing the jersey design and, most importantly, following through on

# Outdoor games



the feedback from our fanbase by reinstating the iconic Screaming Eagle. We are extremely proud of the Capitals Reverse Retro jersey and look forward to seeing its debut on-ice during the 2020-21 season.”

### 2021: BLUE W THIRD

The Washington Capitals wore the Blue Third Jersey, modeled after the team’s 2018 NHL Stadium Series jersey, for seven home dates during its debut 2020-21 season. The jersey was worn through the 2022-23 season.

The large W on the front of the jersey serves as a tribute to Washington, D.C., with the Washington monument structure peaking in the middle of the W. The “W” stands alone as a Capital Letter to symbolize the strength of the nation’s Capital. The color scheme is aligned with the United States of America’s flag; with each color

also representing attributes displayed by Capitals fans: red stands for dedication, white represents loyalty and blue honors community. The Three Stars represent Maryland, Washington, D.C., and Virginia.

### 2022: REVERSE RETRO 2.0

The 2022 Reverse Retro jersey is reminiscent of the Capitals jerseys introduced in 1995, featuring a blue, black and bronze color scheme. The Reverse Retro jersey also features the screaming eagle design, which was introduced in 2020 as the team’s first Reverse Retro jersey with the red color scheme.

The jersey is a marriage of Capitals first ever third jersey, which became the road jersey in 2000, and the original rebrand from the team’s jerseys with the





screaming eagle. The blue, black and bronze color scheme with the screaming eagle was first introduced by the Capitals on June 22, 1995.

The full jersey kit includes an all-black look - black helmet, gloves, and socks accented with white, blue, and bronze accent stripes. The neckline of the jersey features the original orange NHL crest.

**2023: WHITE STADIUM SERIES**

For the Capitals 2023 NHL Stadium Series jersey, adidas extended the size of the Washington Capitals' beloved current secondary logo, known as the 'Weagle,' from seam to seam on the front of the jersey and onto the sleeves, where the tips of the wings meet the player numbers. The three bands of color in the sleeve are a nod to the oversize, three-color banded hem on the inaugural Capitals' sweater. The two horizontal laces represent the two red bands on the D.C. flag. The inside neck features the 'W' and stars crest from the Capitals' 2018 NHL Stadium Series jersey.

**50TH ANNIVERSARY SCREAMING EAGLE**



To commemorate the Washington Capitals 50th Anniversary, the Capitals will wear their special black screaming eagle jersey for six home games during the 2024-25 season. The jersey features a blue, black, and bronze color scheme, with the Capitol

Building displayed on the shoulder. The design is reminiscent of the Capitals' jersey, first introduced in 1995.

It combines their first-ever third jersey and the original rebrand. The screaming eagle preying in the downward design direction is meant to evoke an eagle's energy, power, and speed, chosen for its symbolic status as the national bird of the United States. The shoulder patch includes the Capitol building in front of two crossed hockey sticks. The logo was completed with two stars in

the background and a hockey puck nested between the blades of the sticks.

**Game dates the jersey will be worn include:**

- Wednesday, Nov. 6th vs. Nashville Predators
- Friday, Nov. 29th vs. New York Islanders
- Tuesday, Dec. 31st vs. Boston Bruins
- Saturday, Jan. 18th vs. Pittsburgh Penguins
- Saturday, Feb. 1st vs. Winnipeg Jets
- Sunday, April 13th vs. Columbus Blue Jackets



## All-Time Draft Selections

### 2024 (JUNE 28-29)

Rd. No.	Player	Pos.	Team
1	17 Terik Parascak	RW	Prince George (WHL)
2	43 Cole Hutson	D	USA U-18 (NTDP)
2	52 Leon Muggli	D	EV Zug (NL)
3	75 Ilya Protas	LW	Des Moines (USHL)
3	90 Eriks Mateiko	LW	Saint John (QMJHL)
4	114 Nicholas Kempf	G	USA U-18 (NTDP)
6	178 Petr Sikora	C	Oceláři Třinec (CZE-JR)
7	212 Miroslav Satan	C	HC Slovan Bratislava (SVK-JR)

### 2023 (JUNE 28-29)

Rd. No.	Player	Pos.	Team
1	8 Ryan Leonard	RW	USA U-18 (NTDP)
2	40 Andrew Cristall	LW	Kelowna (WHL)
4	104 Patrick Thomas	C	Hamilton (OHL)
5	136 Cameron Allen	D	Guelph (OHL)
7	200 Brett Hyland	LW	Brandon (WHL)
7	206 Antoine Keller	G	Geneve-Servette U20 (Swiss-JR)

### 2022 (JULY 7-8)

Rd. No.	Player	Pos.	Team
1	20 Ivan Miroschnichenko	LW	Omsk Krylia (RUS-2)
2	37 Ryan Chesley	D	USA U-18 (NTDP)
3	70 Alexander Suzdalev	LW	HV71 Jr. (SWE-Jr.)
3	85 Ludvig Persson	LW	Frolunda Jr. (SWE-Jr.)
5	149 Jake Karabela	C	Guelph (OHL)
6	181 Ryan Hofer	LW	Everett (WHL)
7	213 David Gucciardi	D	Michigan State (Big-10)

### 2021 (JULY 23-24)

Rd. No.	Player	Pos.	Team
2	55 Vincent Iorio	D	Brandon (WHL)
3	80 Brent Johnson	D	Sioux Falls (USHL)
4	119 Joaquin Lemay	D	Salmon Arm (BCHL)
5	151 Haakon Hanelt	C	Berlin (DEL)
6	176 Dru Krebs	D	Medicine Hat (WHL)
6	183 Chase Clark	G	Jersey (NCDL)

### 2020 (OCTOBER 7-8)

Rd. No.	Player	Pos.	Team
1	22 Hendrix Lapierre	C	Chicoutimi (QMJHL)
4	117 Bogdan Trineyev	RW	Dynamo Moscow 2 (RUS)
5	148 Bear Hughes	C	Spokane (WHL)
6	179 Garin Bjorklund	G	Medicine Hat (WHL)
7	211 Oskar Magnusson	LW	Malmö JR (SWE)

### 2019 (JUNE 21-22)

Rd. No.	Player	Pos.	Team
1	25 Connor McMichael	C	London (OHL)
2	56 Brett Leason	RW	Prince Albert (WHL)
3	91 Aliaksei Protas	C	Prince Albert (WHL)
5	153 Martin Hugo Has	D	Tappara (FIN-Jr.)

### 2018 (JUNE 22-23)

Rd. No.	Player	Pos.	Team
1	31 Alexander Alexeyev	D	Red Deer (WHL)
2	46 Martin Fehervary	D	Oskarshamn (SWE-Jr.)
2	47 Kody Clark	RW	Ottawa (OHL)
3	93 Riley Sutter	RW	Everett (WHL)
4	124 Mitchell Gibson	G	Lonestar (NAHL)
6	161 Alex Kannok-Leipert	D	Vancouver (WHL)
7	217 Eric Florchuk	C	Saskatoon (WHL)

### 2017 (JUNE 23-24)

Rd. No.	Player	Pos.	Team
4	120 Tobias Geisser	D	Zug EV (Swiss)
5	151 Sebastian Walfridsson	D	MODO (SWE-Jr.)
6	182 Benton Maass	D	Fairbanks Ice Dogs (NAHL)
7	213 Kristian Marthinsen	RW	Almtunas (SWE-Jr.)

### 2016 (JUNE 24-25)

Rd. No.	Player	Pos.	Team
1	28 Lucas Johansen	D	Kelowna (WHL)
3	87 Garrett Pilon	C	Kamloops (WHL)
4	117 Damien Riat	LW	Geneve (Swiss)
5	145 Beck Malenstyn	LW	Calgary (WHL)
5	147 Axel Jonsson-Fjallby	LW	Djurgården Jr. (SWE-Jr.)
6	177 Chase Priskie	D	Quinnipiac (ECAC)
7	207 Dmitri Zaitsev	D	Wilkes-Barre/Scranton (NAHL)

### 2015 (JUNE 26-27)

Rd. No.	Player	Pos.	Team
1	22 Ilya Samsonov	G	Magnitogorsk (RUS-Jr.)
2	57 Jonas Siegenthaler	D	Zurich (Swiss)
5	143 Connor Hobbs	D	Regina (WHL)
6	173 Colby Williams	D	Regina (WHL)

### 2014 (JUNE 27-28)

Rd. No.	Player	Pos.	Team
1	13 Jakub Vrana	RW	Linköping (SHL)
2	39 Vitek Vanecek	G	Liberec (CZREP-Jr.)
3	89 Nathan Walker	LW	Hershey (AHL)
5	134 Shane Gersich	C	USA U-18 (USHL)
6	159 Steven Spinner	RW	Eden Prairie (MSHSL)
7	194 Kevin Elgestal	RW	Frolunda (SWE-Jr.)

### 2013 (JUNE 30)

Rd. No.	Player	Pos.	Team
1	23 Andre Burakovsky	LW	Malmö (Sweden-2)
2	53 Madison Bowey	D	Kelowna (WHL)
2	61 Zachary Sanford	LW	Middlesex (EJHL)
5	144 Blake Heinrich	D	Sioux City (USHL)
6	174 Brian Pinho	C	St. John's Prep (USHS)
7	204 Tyler Lewington	D	Medicine Hat (WHL)

### 2012 (JUNE 23-24)

Rd. No.	Player	Pos.	Team
1	11 Filip Forsberg	C	Leksand (Sweden-2)
1	16 Thomas Wilson	RW	Plymouth (OHL)
3	77 Chandler Stephenson	F	Regina (WHL)
4	100 Thomas Di Pauli	C	USA U-18 (USHL)
4	107 Austin Wuthrich	RW	Notre Dame (NCAA)
5	137 Connor Carrick	D	USA U-18 (USHL)
6	167 Riley Barber	RW	USA U-18 (USHL)
7	195 Christian Djoo	D	Brynas Jr. (SWE-Jr.)
7	197 Jaynen Rissling	D	Calgary (WHL)
7	203 Sergey Kostenko	G	Metallurg (RUS-Jr.)

### 2011 (JUNE 24-25)

Rd. No.	Player	Pos.	Team
4	117 Steffen Soberg	G	Manglerud (Norway)
5	147 Patrick Koudys	D	R.P.I. (ECAC)
6	177 Travis Boyd	C	U.S. NTDP
7	207 Garrett Haar	D	Fargo (USHL)

### 2010 (JUNE 25-26)

Rd. No.	Player	Pos.	Team
1	26 Evgeny Kuznetsov	C	Chelyabinsk (KHL)
3	86 Stanislav Galiev	RW	Saint John (QMJHL)
4	112 Philipp Grubauer	G	WindSOR (OHL)
5	142 Caleb Herbert	C	Columbia-Jefferson HS (USHS)
6	176 Samuel Carrier	D	Lewiston (QMJHL)

### 2009 (JUNE 26-27)

Rd. No.	Player	Pos.	Team
1	24 Marcus Johansson	C	Färjestad (Sweden)
2	55 Dmitri Orlov	D	Novokuznetsk (KHL)
3	85 Cody Eakin	C	Swift Current (WHL)
4	115 Patrick Wey	D	Waterloo (USHL)
5	145 Brett Flemming	D	Mississauga (OHL)
6	175 Garrett Mitchell	RW	Regina (WHL)
7	205 Benjamin Casavant	LW	P.E.I. (QMJHL)

### 2008 (JUNE 20-21)

Rd. No.	Player	Pos.	Team
1	21 Anton Gustafsson	C	Frolunda Jr. (Sweden)
1	27 John Carlson	D	Indiana (USHL)
2	57 Eric Mestery	D	Tri-City (WHL)
2	58 Dmitry Kugryshev	RW	CSKA-2 (Russia)
4	93 Braden Holtby	G	Saskatoon (WHL)
5	144 Joel Broda	C	Moose Jaw (WHL)
6	174 Greg Burke	LW	New Hampshire (EJHL)
7	204 Stefan Della Rovere	LW	Barrie (OHL)

### 2007 (JUNE 22-23)

Rd. No.	Player	Pos.	Team
1	5 Karl Alzner	D	Calgary (WHL)
2	34 Josh Godfrey	D	Sault Ste. Marie (OHL)
2	46 Theo Ruth	D	U.S. NTDP
3	84 Phil DeSimone	C	Sioux City (USHL)
4	108 Brett Bruneteau	C	Omaha (USHL)
5	125 Brett Leffler	RW	Regina (WHL)
6	154 Dan Dunn	G	Wellington (OPJHL)
6	180 Justin Taylor	C	London (OHL)
7	185 Nick Larson	C	Omaha (USHL)
7	199 Andrew Glass	LW	Nobles (USHS)

### 2006 (JUNE 24)

Rd. No.	Player	Pos.	Team
1	4 Nicklas Backstrom	C	Brynäs (Sweden)
1	23 Semyon Varlamov	G	Yaroslavl 2 (Russia)
2	34 Michal Neuvirth	G	Sparta Jr. (Czech)
2	35 Francois Bouchard	RW	Baie Comeau (QMJHL)
2	52 Keith Seabrook	D	Burnaby (BCHL)
4	97 Oskar Osala	LW	Mississauga (OHL)
4	122 Luke Lynes	C/LW	Brampton (OHL)
5	127 Maxime Lacroix	LW	Quebec (QMJHL)
6	157 Brent Gwidt	C	Lakeland HS (USHS)
6	177 Mathieu Perreault	C	Acadie-Bath. (QMJHL)

### 2005 (JULY 30-31)

Rd. No.	Player	Pos.	Team
1	14 Sasha Pokulok	D	Cornell (ECACHL)
1	27 Joe Finley	D	Sioux Falls (USHL)
4	109 Andrew Thomas	D	Denver (WCHA)
4	118 Patrick McNeill	D	Saginaw (OHL)
5	143 Daren Machesney	G	Brampton (OHL)
6	181 Tim Kennedy	LW	Sioux City (USHL)
7	209 Viktor Dovgan	D	CSKA Jr. (Russia)

### 2004 (JUNE 26-27)

Rd. No.	Player	Pos.	Team
1	1 Alex Ovechkin	LW	Dynamo (Russia)
1	27 Jeff Schultz	D	Calgary (WHL)
1	29 Mike Green	D	Saskatoon (WHL)
2	33 Chris Bourque	LW	Cushing (USHE)
2	62 Michail Yunkov	C/W	Krylja (Russia)
3	66 Sami Lepistö	D	Jokerit (Finland)
3	88 Clayton Barthelemy	D	Seattle (WHL)
5	132 Oscar Hedman	D	Modo (Sweden)
5	138 Pasi Salonen	W	IFK Jr. (Finland)
6	166 Peter Guggisberg	W	Davos (Swiss)
7	197 Andrew Gordon	RW	Notre Dame (SJHL)
8	230 Justin Mrazek	G	Estevan (SJHL)
9	263 Travis Morin	C	Minnesota State (WCHA)

### 2003 (JUNE 21-22)

Rd. No.	Player	Pos.	Team
1	18 Eric Fehr	RW	Brandon (WHL)
3	83 Stephen Werner	RW	UMass (HE)
4	109 Andreas Valdix	LW	Malmö (Sweden)
5	155 Josh Robertson	C	Proctor (USHE)
8	249 Andrew Joudrey	C	Notre Dame (SJHL)
9	279 Mark Olafson	RW	Kelowna (WHL)

# All-Time Draft Selections

## 2002 (JUNE 22-23)

Rd. No.	Player	Pos.	Team
1	12 Steve Eminger	D	Kitchener (OHL)
1	13 Alexander Semin	LW	Cheljabinsk (Russia)
1	17 Boyd Gordon	RW	Red Deer (WHL)
2	59 Maxime Daigneault	G	Val d'Or (OMJHL)
3	77 Patrick Wellar	D	Portland (WHL)
3	92 Derek Krestanovich	C	Moose Jaw (WHL)
4	109 Jevon Desautels	LW	Spokane (WHL)
4	118 Petr Dvorak	C	Havirov (Czech Jr.)
5	145 Robert Gherson	G	Sarnia (OHL)
6	179 Marian Havel	C/LW	Vancouver (WHL)
7	209 Joni Lindlof	W	Tappara (Fin. Jr.)
8	242 Igor Ignatushkin	W	Elektrostal (Russia)
9	272 Patric Blomdahl	W	AIK (SJI)

## 2001 (JUNE 23-24)

Rd. No.	Player	Pos.	Team
2	58 Nathan Paetsch	D	Moose Jaw (WHL)
3	90 Owen Fussey	RW	Calgary (WHL)
4	125 Jeff Lucky	RW	Spokane (WHL)
5	160 Artem Ternavsky	D	Sherbrooke (OMJHL)
6	191 Zbynek Novak	F	Slavia Jr. (Czech)
7	221 John Oduya	D	Victoriaville (OMJHL)
8	249 Matt Maglione	D	Princeton (ECAC)
8	254 Peter Polcik	LW	Nitra Jr. (Slovakia)
9	275 Robert Muller	G	Mannheim (Germany)
9	284 Viktor Hubl	LW	Slavia (Czech)

## 2000 (JUNE 24-25)

Rd. No.	Player	Pos.	Team
1	26 Brian Sutherby	C	Moose Jaw (WHL)
2	43 Matt Pettinger	LW	Calgary (WHL)
2	61 Jakub Cutta	D	Swift Current (WHL)
4	121 Ryan Vanbuskirk	D	Sarnia (OHL)
5	163 Ivan Nepriyayev	C	Yaroslav (Russia)
9	289 Bjorn Nord	D	Djurgardens (Sweden)

## 1999 (JUNE 26)

Rd. No.	Player	Pos.	Team
1	7 Kris Beech	C	Calgary (WHL)
2	29 Michal Sivek	C	Kladno, Jr. (Czech)
2	31 Charlie Stephens	C	Prince Albert (WHL)
2	34 Ross Lupaschuk	D	Guelph (OHL)
2	37 Nolan Yonkman	D	Kelowna (WHL)
5	132 Roman Tvrdon	C	Trencin (Slovakia)
6	175 Kyle Clark	RW	Harvard (ECAC)
7	192 David Johansson	D	AIK Jr. (Sweden)
8	219 Maxim Orlov	C	CSKA Jr. (Russia)
9	249 Igor Shadilov	D	Dynamo (Russia)

## 1998 (JUNE 27)

Rd. No.	Player	Pos.	Team
2	49 Jomar Cruz	G	Brandon (WHL)
3	59 Todd Hornung	C	Portland (WHL)
4	106 Krys Barch	LW	London (OHL)
4	107 Chris Corrinet	RW	Princeton (ECAC)
5	118 Mike Siklenka	D	Lloydminster (SJHL)
5	125 Erik Wendell	C	Maple Grove (HS)
7	179 Nathan Forster	D	Seattle (WHL)
7	193 Rastislav Stana	G	HC Kosice (Slovakia)
8	220 Mike Farrell	D	Providence (HE)
9	251 Blake Evans	C	Tri-City (WHL)

## 1997 (JUNE 21)

Rd. No.	Player	Pos.	Team
1	9 Nicholas Boynton	D	Ottawa (OHL)
2	35 Jean-Francois Fortin	D	Sherbrooke (OMJHL)
4	89 Curtis Cruickshank	G	Kingston (OHL)
5	116 Kevin Caulfield	RW	Boston College (HE)
6	143 Henrik Petre	D	Djurgarden (Sweden)
8	200 Pierre-Luc Therrien	G	Drummondville (OMJHL)
9	226 Matt Oikawa	RW	St. Lawrence (ECAC)

## 1996 (JUNE 22)

Rd. No.	Player	Pos.	Team
1	4 Alexandre Volchkov	C	Barrie (OHL)
1	17 Jaroslav Svejkskovsky	RW	Tri-City (WHL)
2	43 Jan Bulis	C	Barrie (OHL)
3	58 Sergei Zimakov	D	Krylja Sovetov (Rus)
3	74 David Weninger	G	Michigan Tech (WCHA)
3	78 Shawn McNeil	C	Kamloops (WHL)
4	85 Justin Davis	RW	Kingston (OHL)
5	126 Matt Lahey	LW	Peterborough (OHL)
6	153 Andrew Van Bruggen	RW	N. Michigan (CCHA)
7	180 Michael Anderson	RW	Minnesota (WCHA)
8	206 Oleg Orekhovskiy	D	Dynamo (Russia)
9	232 Chad Cavanagh	LW	London (OHL)

## 1995 (JUNE 28)

Rd. No.	Player	Pos.	Team
1	17 Brad Church	LW	Prince Albert (WHL)
1	23 Miika Elomo	LW	Kiekko-67 (Finland)
2	43 Dwayne Hay	LW	Guelph (OHL)
4	93 S. Charpentier	G	Laval (OMJHL)
4	95 Joel Theriault	D	Beaupoit (OMJHL)
5	105 Benoit Gratton	LW	Laval (OMJHL)
5	124 Joel Cort	D	Guelph (OHL)
6	147 Frederic Jobin	D	Laval (OMJHL)
8	199 Vasilii Turkovskiy	D	CSKA (Russia)
9	225 Scott Swanson	D	Omaha Jr. A (USHL)

## 1994 (JUNE 28)

Rd. No.	Player	Pos.	Team
1	10 Nolan Baumgartner	D	Kamloops (WHL)
1	15 Alexander Kharlamov	LW	CSKA (Russia)
2	41 Scott Cherrey	LW	North Bay (OHL)
4	93 Matthew Herr	C	Hotchkiss (HS)
5	119 Yanick Jean	D	Chicoutimi (OMJHL)
6	145 Dmitri Mekeshkin	D	Avangard Omsk (Rus.)
7	171 Daniel Reja	C	London (OHL)
8	197 Chris Patrick	LW	Kent School (HS)
9	223 John Tuohy	D	Kent School (HS)
10	249 Richard Zednik	LW	B. Bystrica (Slovakia)
11	275 Sergei Tertshyyn	D	Chelyabinsk (Russia)

## 1993 (JUNE 26-27)

Rd. No.	Player	Pos.	Team
1	11 Brendan Witt	D	Seattle (WHL)
1	17 Jason Allison	C	London (OHL)
3	69 Patrick Boileau	D	Laval (OMJHL)
6	147 Frank Banham	RW	Saskatoon (WHL)
7	173 Dan Henrickson	RW	St. Paul (USJHL)
7	174 Andrew Brunette	LW	Owen Sound (OHL)
8	199 Joel Poirier	LW	Sudbury (OHL)
9	225 Jason Gladney	D	Kitchner (OHL)
10	251 Mark Seliger	G	Rosenheim (Germany)
11	277 Dany Bousquet	C	Penticton (BCHL)

## 1992 (JUNE 20)

Rd. No.	Player	Pos.	Team
1	14 Sergei Gonchar	D	Chelyabinsk (CIS)
2	32 Jim Carey	G	Catholic Memorial (HS)
3	53 Stefan Ustorf	C	Kaufbeuren (Germany)
3	71 Martin Gendron	RW	St-Hyacinthe (OMJHL)
5	119 John Varga	LW	Tacoma (WCHL)
7	167 Mark Matier	D	Sault Ste. Marie (OHL)
8	191 Mike Mathers	LW	Kamloops (WHL)
9	215 Brian Stagg	RW	Kingston (OHL)
10	239 Gregory Callahan	D	Belmont Hill (HS)
11	263 B.J. MacPherson	LW	Oshawa (OHL)

## 1991 (JUNE 22)

Rd. No.	Player	Pos.	Team
1	14 Pat Peake	C	Detroit (OHL)
1	21 Trevor Halverson	LW	North Bay (OHL)
2	25 Eric Lavigne	D	Hull (OMJHL)
2	36 Jeff Nelson	C	Prince Albert (WHL)
3	58 Steve Konowalchuk	C	Portland (WHL)
4	80 Justin Morrison	LW	Kingston (OHL)
7	146 Dave Morissette	LW	Shawinigan (OMJHL)
8	168 Rick Coriveau	D	London (OHL)
9	190 Trevor Duhaime	RW	St. Jean (OMJHL)
10	209 Rob Leask	D	Hamilton (OHL)
10	212 Carl LeBlanc	D	Granby (OMJHL)
11	234 Rob Puchniak	D	Lethbridge (WHL)
12	256 Bill Kovacs	LW	Sudbury (OHL)

## 1990 (JUNE 16)

Rd. No.	Player	Pos.	Team
1	9 John Slaney	D	Cornwall (OHL)
2	30 Rod Pasma	D	Cornwall (OHL)
3	51 Chris Longo	RW	Peterborough (OHL)
4	72 Randy Pearce	LW	Kitchner (OHL)
5	93 Brian Sakic	C	Swift Current/Tri-City (WHL)
5	94 Mark Ouimet	LW	Michigan (CCHA)
6	114 Andrei Kovalev	RW	Dynamo Moscow (Rus.)
7	135 Roman Kontsek	RW	Dukla Trencin (Czech)
8	156 Peter Bondra	RW	Kosice (Czech)
8	159 Steve Martell	RW	London (OHL)
9	177 Ken Klee	D	Bowling Green (CCHA)
10	198 Michael Boback	C	Providence (HE)
11	219 Alan Brown	D	Colgate (ECAC)
12	240 Todd Hlushko	LW	London (OHL)

## 1989 (JUNE 17)

Rd. No.	Player	Pos.	Team
1	19 Olie Kolzig	G	Tri-City (WHL)
2	35 Byron Dafoe	G	Portland (WHL)
3	59 Jim Mathieson	D	Regina (WHL)
4	61 Jason Woolley	D	Michigan State (CCHA)
5	82 Trent Klatt	C	Osseo (USHS)
6	145 Dave Lorentz	LW	Peterborough (OHL)
7	166 Dean Holoien	D	Saskatoon (WHL)
8	187 Victor Gervais	C	Seattle (WHL)
9	208 Jiri Vyokoukal	D	DS Olomouc (Czech)
10	229 Andrei Sidorov	RW	Sokol-Kiev (Russia)
12	250 Ken House	C	Miami (CCHA)

## 1988 (JUNE 11)

Rd. No.	Player	Pos.	Team
1	15 Reggie Savage	C	Victoriaville (OMJHL)
2	36 Tim Taylor	C	London (OHL)
3	41 Wade Bartley	D	Dauphin (Jr. A)
4	57 Duane Derksen	G	Winkler (Jr. A)
5	78 Rob Krauss	D	Lethbridge (WHL)
6	120 Dmitri Khristich	LW	Sokol-Kiev (Russia)
7	141 Keith Jones	RW	Niagara Falls (Jr. B)
8	144 Brad Schlegel	D	London (OHL)
9	162 Todd Hilditch	D	Penticton Tier II (Jr. B)
10	183 Petr Pavlas	D	Dukla Trencin (Czech)
11	192 Mark Sorensen	D	Michigan (CCHA)
12	204 Claudio Scremin	D	Maine (HE)
13	225 Chris Venkus	RW	Western Michigan (CCHA)
14	246 Ron Pascucci	D	Belmont Hill (HS)

# All-Time Draft Selections

## 1987 (JUNE 13)

Rd. No.	Player	Pos.	Team
2	Jeff Ballantyne	D	Ottawa (OHL)
3	Steve Maltais	LW	Cornwall (OHL)
4	Tyler Larter	C	Sault Ste. Marie (OHL)
5	Pat Beauchesne	D	Moose Jaw (WHL)
6	Rich Defreitas	D	St. Mark's (HS)
7	Devon Oleniuk	D	Kamloops (WHL)
8	Thomas Sjogren	RW	Vastra Frolunda (Swe.)
10	Chris Clarke	D	Pembroke (OPJHL)
11	Milos Vanik	C	EHC Freiburg (Germany)
12	Dan Brett Schneider	RW	Burnsville (HS)
12	Ryan Kumm	D	RPI (ECAC)

## 1986 (JUNE 21)

Rd. No.	Player	Pos.	Team
1	Jeff Greenlaw	LW	Canadian Nat'l Team
2	Steve Seftel	LW	Kingston (OHL)
3	Shawn Simpson	G	Sault Ste. Marie (OHL)
3	Jim Hrivnak	G	Merrimack (NCAA)
4	Erin Ginnell	C	Calgary (WHL)
5	John Purves	RW	Hamilton (OHL)
6	Stefan Nilsson	C	Lulea (Sweden)
7	Peter Choma	RW	Belleville (OHL)
8	Lee Davidson	C	Penticon (Jr. A)
9	Tero Toivola	RW	Tappara (Finland)
10	Bob Babcock	D	Sault Ste. Marie (OHL)
11	John Schratz	D	Amherst (OPJHL)
12	Scott McCrory	C	Oshawa (OHL)

## 1985 (JUNE 15)

Rd. No.	Player	Pos.	Team
1	Yvon Corriveau	LW	Toronto (OHL)
2	John Druce	RW	Peterborough (OHL)
3	Rob Murray	C	Peterborough (OHL)
4	Bill Houlder	D	North Bay (OHL)
4	Larry Shaw	D	Peterborough (OHL)
5	103 Claude Dumas	C	Granby (OMJHL)
6	124 Doug Stromback	RW	Kitchener (OHL)
7	145 Jamie Nadjiwan	LW	Sudbury (OHL)
8	166 Mark Haarmonn	D	Oshawa (OHL)
9	187 Steve Hollett	C	Sault Ste. Marie (OHL)
10	208 Dallas Eakins	D	Peterborough (OHL)
11	229 Steve Hrynewich	LW	Ottawa (OHL)
12	250 Frank DiMuzzo	LW	Belleville (OHL)

## 1984 (JUNE 9)

Rd. No.	Player	Pos.	Team
1	Kevin Hatcher	D	North Bay (OHL)
2	Steve Leach	RW	Matignon (HS)
3	Michal Pivonka	C	Poldi Kladno (Czech)
4	Kris King	C	Peterborough (OHL)
6	122 Vito Cramarossa	RW	Toronto (OHL)
7	143 Timo Iijima	C	Karpat (Finland)
8	164 Frank Joo	D	Regina (WHL)
9	185 Jim Thomson	RW	Toronto (OHL)
10	205 Paul Cavallini	D	Henry Carr (HS)
11	225 Mikhail Tatarinov	D	Sokol Kiev (USSR)
12	246 Per Schedrin	D	Brynas (Sweden)

## 1983 (JUNE 8)

Rd. No.	Player	Pos.	Team
4	75 Tim Bergland	C	Lincoln (HS)
5	95 Martin Bouliane	C	Granby (OMJHL)
7	135 Dwaine Hutton	LW	Kelowna (WHL)
8	155 Marty Abrams	G	Pembroke (CJAJHL)
9	175 Dave Cowan	C	Washburn (HS)
10	195 Yves Beaudoin	D	Shawinigan (OMJHL)
11	215 Alain Raymond	G	Trois-Rivieres (OMJHL)
11	216 Anders Huss	C	Brynas (Sweden)

## 1982 (JUNE 9)

Rd. No.	Player	Pos.	Team
1	5 Scott Stevens	D	Kitchener (OHL)
3	58 Milan Novy	C	Poldi Kladno (Czech)
5	89 Dean Evason	C	Kamloops (WHL)
6	110 Ed Kastelic	RW	London (OHL)
8	152 Wally Schreiber	RW	Regina (WHL)
9	173 Jamie Reeves	G	Saskatoon (WHL)
10	194 Juha Numi	C	Tappara (Finland)
11	215 Wayne Prestage	C	Seattle (WHL)
12	236 Jon Holden	G	Peterborough (OHL)
12	247 Marco Kallas	C	St. Louis (Jr. B)

## 1981 (JUNE 10)

Rd. No.	Player	Pos.	Team
1	3 Bob Carpenter	C	St. John's (HS)
3	45 Eric Calder	D	Cornwall (OMJHL)
4	68 Tony Kellin	D	Grand Rapids (HS)
5	89 Mike Siltala	RW	Kingston (OHL)
5	91 Peter Sidorkiewicz	G	Oshawa (OHL)
6	110 Jim McGeough	C	Billings (WHL)
7	131 Risto Jalo	C	Ilves (Finland)
8	152 Gaetan Duchesne	LW	Quebec (OMJHL)
9	173 George White	LW	New Hampshire (ECAC)
10	194 Chris Valentine	RW	Sorel (OMJHL)

## 1980 (JUNE 11)

Rd. No.	Player	Pos.	Team
1	5 Darren Veitch	D	Regina (WHL)
3	47 Dan Miele	RW	Providence (ECAC)
3	55 Torrie Robertson	LW	Victoria (WHL)
5	89 Timo Blomqvist	D	Jokerit (Finland)
6	110 Todd Bidner	LW	Toronto (OHA)
7	131 Frank Perkins	RW	Sudbury (OHA)
8	152 Bruce Raboin	D	Providence (ECAC)
9	173 Peter Andersson	D	Timra IK (Sweden)
10	194 Tony Camazzola	D	Brandon (WHL)

## 1979 (AUGUST 9)

Rd. No.	Player	Pos.	Team
1	4 Mike Gartner	RW	Cincinnati (WHA)
2	24 Errol Rausse	LW	Seattle (WHL)
4	67 Harvie Pocza	LW	Billings (WHL)
5	88 Tim Tookey	C	Portland (WHL)
6	109 Greg Theberge	D	Peterborough (OHA)

## 1978 (JUNE 15)

Rd. No.	Player	Pos.	Team
1	2 Ryan Walter	C	Seattle (WCHL)
1	18 Tim Coulis	LW	Hamilton (OHA)
2	20 Paul Mulvey	LW	Portland (WCHL)
2	23 Paul MacKinnon	D	Peterborough (OHA)
3	38 Glen Currie	C	Laval (OMJHL)
3	45 Jay Johnston	D	Hamilton (OHA)
4	55 Bengt Gustafsson	LW	Farjestads (Sweden)
5	71 Lou Franceschetti	LW	Niagara Falls (OHA)
6	88 Vince Magnan	LW	Denver (WCHA)
7	105 Mats Hallin	LW	Farjestads (Sweden)
8	122 Richard Sirois	G	Milwaukee (IHL)
9	139 Denis Pomerleau	RW	Trois-Rivieres (OMJHL)
10	156 Barry Heard	G	London (OHA)
11	172 Mark Toffolo	D	Port Huron (IHL)
12	187 Paul Hogan	LW	Regina (WCHL)
12	189 Steve Barger	LW	Boston College (ECAC)
13	202 Rod Pacholsuk	D	Michigan (CCHA)
14	213 Wes Jarvis	C	Windsor (OHA)
14	215 Ray Irwin	D	Oshawa (OHA)

## 1977 (JUNE 14)

Rd. No.	Player	Pos.	Team
1	3 Robert Picard	D	Montreal (OMJHL)
2	21 Mark Lofthouse	RW	New Westminister (WCHL)
3	39 Eddy Godin	RW	Quebec (OMJHL)
4	57 Nelson Burton	LW	Quebec (OMJHL)
5	75 Denis Turcotte	C	Quebec (OMJHL)
6	93 Perry Schnarr	RW	Denver (WCHA)
7	111 Rollie Boutin	G	Lethbridge (WCHL)
8	127 Brent Tremblay	D	Trois-Rivieres (OMJHL)
9	143 Don Micheletti	LW	Minnesota (WCHA)
10	165 Archie Henderson	RW	Victoria (WCHL)

## 1976 (JUNE 1)

Rd. No.	Player	Pos.	Team
1	1 Rick Green	D	London (OHA)
1	15 Greg Carroll	C	Medicine Hat (WCHL)
3	37 Tom Rowe	RW	London (OHA)
4	55 Al Glendinning	D	Calgary (WCHL)
5	73 Doug Patey	RW	Sault Ste. Marie (OHA)
6	91 Jim Bedard	G	Sudbury (OHA)
7	100 Don Wilson	D	St. Catherines (OHA)
7	109 Dale Rideout	G	Sudbury (OHA)
8	119 Al Dumba	RW	Regina (WCHL)

## 1975 (JUNE 3)

Rd. No.	Player	Pos.	Team
1	18 Alex Forsyth	C	Kingston (OHA)
2	19 Peter Scamurra	D	Peterborough (OHA)
3	55 Blair MacKasey	D	Montreal (OMJHL)
4	73 Craig Crawford	LW	Toronto (OHA)
5	91 Roger Swanson	G	Flin Flon (WCHL)
6	109 Clark Jantzie	LW	U. of Alberta (CIAU)
7	127 Mike Fryja	LW	Peterborough (OHA)
8	144 Jim Ofrim	C	U. of Alberta (CIAU)
9	161 Malcolm Zinger	RW	Kamloops (WCHL)

## 1974 EXPANSION DRAFT (JUNE 12)

No.	Player	Pos.	Team Selected From
2	Ron Low	G	Toronto
4	Michel Belhumeur	G	Philadelphia
6	Dave Kryskow	LW	Chicago
8	Yvon Labre	D	Pittsburgh
10	Pete Laframboise	C	California
12	Bob Gryp	LW	Boston
14	Gord Smith	D	Los Angeles
16	Steve Atkinson	RW	Buffalo
18	Bruce Cowick	LW	Philadelphia
20	Denis Dupere	LW	Toronto
22	Joe Lundrigan	D	Toronto
24	Randy Wyrozub	C	Buffalo
26	Mike Bloom	LW	Boston
28	Gord Brooks	RW	St. Louis
30	Bob Collyard	C	St. Louis
32	Bill Mikkelson	D	NY Islanders
34	Ron Anderson	RW	Boston
36	Mike Lampman	LW	Vancouver
38	Lew Morrison	RW	Atlanta
40	Steve West	C	Minnesota
42	Larry Bolonchuk	D	Vancouver
44	Murray Anderson	D	Minnesota
46	Larry Fullan	LW	Montreal
48	Jack Egers	RW	NY Rangers

# All-Time Draft Selections

## 1974 (MAY 28-30)

Rd.	No.	Player	Pos.	Team
1	1	Greg Joly	D	Regina (WCHL)
2	19	Mike Marson	LW	Sudbury (OHA)
3	37	John Paddock	RW	Brandon (WCHL)
4	55	Paul Nicholson	LW	London (OHA)
5	73	Jack Patterson	LW	Kamloops (WCHL)
6	91	Brian Kinsella	C	Oshawa (OHA)
7	109	Garth Malarchuk	G	Calgary (WCHL)
8	127	John Nazur	LW	Cornwall (QMJHL)
9	144	Kelvin Erickson	G	Calgary (WCHL)
10	161	Tony White	LW	Kitchner (OHA)
11	176	Ron Pronchuk	D	Brandon (WCHL)
12	190	Dave McKee	LW	Oshawa (OHA)
13	202	Scott Mabley	D	Sault Ste. Marie (OHA)
14	212	Bernard Plante	LW	Trois-Rivieres (QMJHL)
15	220	Jacques Chaisson	RW	Drummondville (QMJHL)
16	225	Bill Bell	LW	Regina (WCHL)
17	228	Bob Blanchet	G	Kitchner (OHA)
18	231	John Bower, Jr.	D	Downsview (OPJHL)
19	234	Yves Plouffe	D	Sorel (QMJHL)
20	237	Terry Bozack	D	Pembroke (CJHL)
21	240	Gord Cole	LW	Brandon (WCHL)
22	242	Mike Cosentino	C	Hamilton (OHA)
23	244	John Duncan	D	Cornwall (QMJHL)
24	246	Barry Kerfoot	RW	Smith Falls (CJHL)
25	247	Ron Poole	C	Kamloops (WCHL)

## 1974 EXPANSION DRAFT (JUNE 12)

No.	Player	Pos.	Team Selected From
2	Ron Low	G	Toronto
4	Michel Belhumeur	G	Philadelphia
6	Dave Kryskow	LW	Chicago
8	Yvon Labre	D	Pittsburgh
10	Pete Laframboise	C	California
12	Bob Gryp	LW	Boston
14	Gord Smith	D	Los Angeles
16	Steve Atkinson	RW	Buffalo
18	Bruce Cowick	LW	Philadelphia
20	Denis Dupere	LW	Toronto
22	Joe Lundrigan	D	Toronto
24	Randy Wyrozub	C	Buffalo
26	Mike Bloom	LW	Boston
28	Gord Brooks	RW	St. Louis
30	Bob Collyard	C	St. Louis
32	Bill Mikkelsen	D	NY Islanders
34	Ron Anderson	RW	Boston
36	Mike Lampman	LW	Vancouver
38	Lew Morrison	RW	Atlanta
40	Steve West	C	Minnesota
42	Larry Bolonchuk	D	Vancouver
44	Murray Anderson	D	Minnesota
46	Larry Fullan	LW	Montreal
48	Jack Egers	RW	NY Rangers



The Capitals selected Terik Parascak with the 17th overall pick in the 2024 NHL Draft.

# All-Time Transactions

DATE	TRANSACTION
June 12, 1974	Caps claimed Jim Hrycuik from Hershey (AHL) in Intra-League Draft.
June 20, 1974	Caps acquired Doug Mohns from Atlanta for cash.
July 22, 1974	Caps acquired Tommy Williams from Boston for cash.
July 28, 1974	Caps acquired Bill Lesuk from Los Angeles for cash.
July 29, 1974	Caps acquired Andre Peloffy from NY Rangers for cash.
October 1, 1974	Caps signed Bernie Wolfe.
October 29, 1974	Caps claimed Rod Seiling off waivers from NY Rangers.
November 2, 1974	Caps acquired Willie Brossart and Tim Ecclestone from Toronto for Rod Seiling.
November 2, 1974	Caps traded Tim Ecclestone to Atlanta for cash.
December 14, 1974	Caps acquired Ron LaLonde from Pittsburgh for Lew Morrison.
December 20, 1974	Caps signed Bill Riley to a five-game tryout contract.
January 21, 1975	Caps acquired Ron Jones from Pittsburgh for Pete Laframboise.
February 8, 1975	Caps acquired Jack Lynch from Detroit for Dave Kryskow.
February 10, 1975	Caps acquired Garnet Bailey and Stan Gilbertson from St. Louis for Denis Dupere.
February 28, 1975	Caps acquired Nelson Pyatt from Detroit for a 3rd round pick (Allen Cameron) in the 1975 Amateur Draft.
March 3, 1975	Caps traded Bill Mikkelson to Los Angeles for cash.
March 9, 1975	Caps acquired Blair Stewart from Detroit for Mike Bloom.
May 21, 1975	Caps released Bruce Cowick on waivers to St. Louis.
June 4, 1975	Caps acquired Bill Clement, Don Maclean, and a 1st round pick in the 1975 Amateur Draft (Alex Forsythe) from Philadelphia for a 1st round pick in the 1975 Amateur Draft (Mel Bridgman).
June 17, 1975	Caps claimed Hartland Monahan from NY Rangers in Intra-League Draft.
October, 1975	Caps signed Brian Stapleton to a three-game tryout contract.
December 15, 1975	Caps acquired Bob Sirois from Philadelphia for future considerations (John Paddock).
December 16, 1975	Caps acquired Harvey Bennett from Pittsburgh for Stan Gilbertson.
January 22, 1976	Caps acquired Gerry Meahan, Jean Lemieux, and Buffalo's 1st round pick in the 1976 Entry Draft (previously acquired, Gregg Carroll) from Atlanta for Bill Clement.
February 23, 1976	Caps acquired Rich Nantais and Alain Langlois from New Haven (AHL) for Ron H. Anderson and Bob Gryp.
March 1, 1976	Caps signed Rick Bragnalo.
September 1, 1976	Caps signed Guy Charron.
September 27, 1976	Caps traded Blair MacKasey to Toronto for cash.
October 5, 1976	Caps signed Gord Lane.
October 10, 1976	Caps signed Steve Self.
November 24, 1976	Caps traded Harvey Bennett to Philadelphia for cash.
November 30, 1976	Caps acquired Bryan Watson from Detroit for Greg Joly.
December 4, 1976	Caps acquired Bill Collins from Philadelphia for cash.
January 19, 1977	Caps signed Bill Riley.
February 1, 1977	Caps signed Craig Patrick.
March 3, 1977	Caps acquired Roger Crozier from Buffalo for cash.
May 29, 1977	Caps claimed Doug Gibson off waivers from Boston.
August 17, 1977	Caps acquired Walt McKechnie, a 3rd round pick in the 1978 Amateur Draft (Jay Johnston), and a 2nd round pick in the 1979 Amateur Draft (Errol Rouse) from Detroit for the rights to Ron Low and a 3rd round pick (Borris Fistic) in the 1979 Amateur Draft.
September 3, 1977	Caps signed Gary Smith.
October 1, 1977	Caps acquired Don Awrey from Pittsburgh for Bob Paradise.
October 17, 1977	Caps traded Hartland Monahan to Pittsburgh for a 1st round pick (later traded) in the 1979 Entry Draft.
December 9, 1977	Caps acquired Bob Girard and a 2nd round pick in the 1978 Amateur Draft (Paul McKinnon) from Cleveland for Walt McKechnie.
February 19, 1978	Caps traded Gary Smith to Minnesota for cash.
June 10, 1978	Caps signed Rolf Edberg.
June 10, 1978	Caps signed Leif Svensson.
September 21, 1978	Caps signed Greg Carroll.
October 9, 1978	Caps claimed Pierre Bouchard from Montreal in Waiver Draft.
October 18, 1978	Caps acquired Dennis Maruk from Minnesota for Pittsburgh's 1st round pick in the 1979 Entry Draft (previously acquired, Tom McCarthy).
October 19, 1978	Caps acquired Michel Bergeron from the NY Islanders for a 2nd round pick (Tomas Jonsson) in the 1979 Amateur Draft.
December 4, 1978	Caps signed Gary Rissling.
December 19, 1978	Caps signed Gary Inness.
January 6, 1979	Caps released Greg Carroll on waivers to Detroit.
January 15, 1979	Caps claimed Greg Polis off waivers from NY Rangers.
February 7, 1979	Caps signed Dennis Hextall.
March 12, 1979	Caps acquired Chuck Arnason from Minnesota for future considerations.
April 24, 1979	Caps traded Chuck Arnason to Minnesota for cash.
June 9, 1979	Caps reclaimed Paul MacKinnon from Winnipeg prior to Expansion Draft.
June 9, 1979	Caps claimed Bengt Gustafsson from Edmonton (WHL) prior to Expansion Draft.
June 11, 1979	Caps acquired Steve Clippingdale from Los Angeles for Mike Marson.
June 13, 1979	Caps lost Doug Patey to Edmonton in Expansion Draft.
June 13, 1979	Caps lost Gord Smith to Winnipeg in Expansion Draft.

# All-Time Transactions

DATE	TRANSACTION
June 13, 1979	Caps lost Bill Riley to Winnipeg in Expansion Draft.
June 13, 1979	Caps lost Blair Stewart to Quebec in Expansion Draft.
June 13, 1979	Caps claimed Eddy Godin as a fill in during Expansion Draft.
June 13, 1979	Caps claimed Bob Girard as a fill in during Expansion Draft.
June 15, 1979	Caps acquired Dave Parro from Quebec for Nelson Burton.
August 12, 1979	Caps signed Tony Cassolato.
August 16, 1979	Caps acquired Wayne Stephenson from Philadelphia for a 3rd round pick in the 1981 Entry Draft (Barry Tabobondung).
September 16, 1979	Caps signed Antero Lehtonen.
October 9, 1979	Caps signed Claude Noel.
November 9, 1979	Caps signed Jim McTaggart.
December 7, 1979	Caps acquired Mike Kaszycki from NY Islanders for Gord Lane.
January 17, 1980	Caps acquired Al Hangsleben from Hartford for Tom Rowe.
February 16, 1980	Caps acquired Pat Ribble from Toronto for Mike Kaszycki.
June 5, 1980	Caps signed Howard Walker.
June 11, 1980	Caps acquired Mike Palmateer and Toronto's 3rd round pick in the 1980 Entry Draft (Torie Robertson) from Toronto for Tim Coulis, Robert Picard and a 2nd round pick in the 1980 Entry Draft (Bob McGill).
July 1, 1980	Caps acquired Jean Pronovost from Calgary for cash.
August 21, 1980	Caps acquired Bob Kelly from Philadelphia for a 3rd round pick in the 1982 Entry Draft (Bill Campbell).
October 6, 1980	Caps signed Dennis Ververgaert.
November 7, 1980	Caps claimed Rick Smith off waivers from Detroit.
December 26, 1980	Caps acquired Dwayne Lowdermilk from NY Islanders for future considerations.
January 2, 1981	Caps acquired a 5th round pick in the 1981 Entry Draft (Peter Sidorkiewicz) from Pittsburgh for Gary Rissling.
June 5, 1981	Caps signed Roland Stoltz.
July 23, 1981	Caps acquired Al Jensen from Detroit for Mark Lofthouse.
September 4, 1981	Caps signed Orest Kindrachuk.
September 4, 1981	Caps transferred Paul Mulvey to Pittsburgh as compensation for Caps' signing of Orest Kindrachuk.
October 5, 1981	Caps claimed Terry Murray off waivers from Philadelphia.
November 25, 1981	Caps acquired Bobby Gould and Randy Holt from Calgary for Pat Ribble and a 2nd round pick in the 1982 Entry Draft (Todd Francis).
January 31, 1982	Caps signed Tom Rowe.
February 1, 1982	Caps acquired Lee Norwood and a 6th round pick in the 1982 Entry Draft (Mats Kihlstrom) from Quebec for Tim Tookey and a 7th round pick in the 1982 Entry Draft (Daniel Poudrier).
March 9, 1982	Caps acquired Doug Hicks from Edmonton for Todd Bidner.
June 9, 1982	Caps acquired Ken Houston and Pat Riffin from Calgary for Howard Walker, George White, a 6th round pick in the 1982 Entry Draft (Mats Kihlstrom), a 3rd round pick in the 1983 Entry Draft (Parry Berezan), and a 2nd round pick in the 1984 Entry Draft (Paul Ranheim).
June 9, 1982	Caps acquired Alan Haworth and a 3rd round pick (Milan Novy) in the 1982 Entry Draft from Buffalo for a 2nd round pick (Mike Anderson) and a 4th round pick (Timo Jutila) in the 1982 Entry Draft.
August 4, 1982	Caps acquired Robbie Moore and a 11th round pick in the 1983 Entry Draft (Anders Huss) from Minnesota for Wes Jarvis and Rollie Boutin.
August 28, 1982	Caps acquired Ted Bulley and Dave Hutchinson from Chicago for a 6th round choice in the 1983 Entry Draft (Jari Torkki) and a 5th round pick in the 1984 Entry Draft (Darin Sceviour).
September 9, 1982	Caps traded Mike Palmateer to Toronto for cash.
September 9, 1982	Caps acquired Rod Langway, Craig Laughlin, Doug Jarvis and Brian Engblom from Montreal for Ryan Walter and Rick Green.
October 4, 1982	Caps released Dave Hutchinson in waiver draft to New Jersey.
April 5, 1983	Caps signed Bryan Erickson.
June 8, 1983	Caps acquired Dave Christian from Winnipeg for a 1st round pick in the 1983 Entry Draft (Bobby Dollas).
July 5, 1983	Caps acquired a 2nd round pick in the 1984 Entry Draft (Stephen Leach) from Minnesota for Dennis Maruk.
October 3, 1983	Caps acquired Greg C. Adams from Hartford for Torrie Robertson.
October 6, 1983	Caps acquired Dave Shand from Toronto for Lee Norwood.
October 18, 1983	Caps acquired Larry Murphy from Los Angeles for Brian Engblom and Ken Houston.
November 17, 1983	Caps claimed Gary McAdam off waivers from New Jersey.
January 18, 1984	Caps traded rights to Gary McAdam to New Jersey for cash.
February 21, 1984	Caps signed Bob Mason.
February 21, 1984	Caps signed Gary Sampson.
March 6, 1984	Caps acquired a 4th round pick in the 1985 Entry Draft (Larry Shaw) from Edmonton for Risto Jalo.
March 29, 1984	Caps signed Andre Hidi.
July 11, 1984	Caps signed Marc Chorney.
July 17, 1984	Caps signed Paul Gardner.
August 7, 1984	Caps signed Mike McEwen.
August 17, 1984	Caps signed Graeme Nicolson.

# All-Time Transactions

DATE	TRANSACTION
March 12, 1985	Caps acquired Mark Taylor from Pittsburgh for Jim McGeough.
March 12, 1985	Caps acquired David Jensen from Hartford for Dean Evason and Peter Sidorkiewicz.
June 25, 1985	Caps signed Grant Jennings.
August 6, 1985	Caps signed Grant Martin.
September 9, 1985	Caps acquired Daryl Evans from Los Angeles for Glen Currie.
October 7, 1985	Caps claimed Dwight Schofield in Waiver Draft from St. Louis.
October 31, 1985	Caps acquired Bruce Shoebottom from Los Angeles for Bryan Erickson.
November 14, 1985	Caps acquired Pete Peeters from Boston for Pat Rigglin.
December 6, 1985	Caps acquired Jorgen Petterson from Hartford for Doug Jarvis.
March 10, 1986	Caps acquired John Barrett and Greg Smith from Detroit for Darren Veitch.
March 10, 1986	Caps acquired a 3rd round pick in the 1986 Entry Draft (Shawn Simpson) from Quebec for Peter Andersson.
October 6, 1986	Caps claimed John Blum in Waiver Draft from Boston.
October 8, 1986	Caps traded Dwight Schofield to Pittsburgh for cash.
January 1, 1987	Caps acquired Bob Crawford, Kelly Miller and Mike Ridley from NY Rangers for Bob Carpenter and a 2nd round pick in the 1989 Entry Draft (Jason Prosofsky).
February 14, 1987	Caps acquired Garry Galley from Los Angeles for Al Jensen.
May 22, 1987	Caps signed Robin Bawa.
June 1, 1987	Caps acquired a 7th round pick in the 1988 Entry Draft (Brad Schlegal) from Boston for John Blum.
June 13, 1987	Caps acquired Clint Malarchuk and Dale Hunter from Quebec for Gaetan Duchesne, Alan Haworth and a 1st round pick in the 1987 Entry Draft (Joe Sakic).
August 27, 1987	Caps acquired Peter Sundstrom from NY Rangers for a 5th round pick (Martin Bergeron) in the 1988 Entry Draft.
October 9, 1987	Caps signed Mike Richard.
December 11, 1987	Caps acquired Montreal's 2nd round pick in the 1988 Entry Draft (previously acquired, Wade Bartley) from St. Louis for Paul Cavallini.
February 9, 1988	Caps acquired Grant Ledyard from Los Angeles for Craig Laughlin.
February 22, 1988	Caps traded John Barrett to Minnesota for future considerations.
March 1, 1988	Caps signed Chris Felix.
June 6, 1988	Caps signed Shawn Cronin.
July 6, 1988	Caps acquired Neil Sheehy and Mike Millar from Hartford for Grant Jennings and Ed Kastelic.
July 22, 1988	Caps acquired the rights to Geoff Courttnall from Edmonton for Greg C. Adams.
October 19, 1988	Caps acquired Rob Whistle from St. Louis for a 6th round pick in the 1989 Entry Draft (Derek Frenette).
November 1, 1988	Caps acquired Don Beaupre from Minnesota for Claudio Scremin.
January 23, 1989	Caps acquired Kent Carlson from from Winnipeg for future considerations.
February 28, 1989	Caps signed Doug Wickenheiser.
March 6, 1989	Caps acquired Scot Kleinendorst from Hartford for Jim Thompson.
March 7, 1989	Caps acquired Calle Johansson and a 2nd round pick in the 1989 Entry Draft (Byron Dafoe) from Buffalo for Clint Malarchuk, Grant Ledyard and a 6th round pick in the 1989 Entry Draft (Brian Holzinger).
March 7, 1989	Caps acquired Dino Ciccarelli and Bob Rouse from Minnesota for Mike Gartner and Larry Murphy.
June 1, 1989	Caps acquired Mark Ferner from Buffalo for Scott McCrory.
June 17, 1989	Caps acquired Bob Mason from Quebec for future considerations.
June 17, 1989	Caps acquired Alan May from Los Angeles for a 5th round pick in the 1989 Entry Draft (Thomas Newman).
June 19, 1989	Caps acquired a 10th round pick in the 1991 Entry Draft (Rob Leask) from New Jersey for Peter Sundstrom.
June 29, 1989	Caps acquired a 5th round pick in the 1990 Entry Draft (Mark Ouimet) from Toronto for Lou Franschetti.
July 25, 1989	Caps signed Brian Tutt.
August 21, 1989	Caps signed Kent Paynter.
September 28, 1989	Caps acquired Alain G. Cote from Boston for Bobby Gould.
October 2, 1989	Caps claimed Nick Kypreos in Waiver Draft from Philadelphia.
October 2, 1989	Caps acquired Alfie Turcotte from Boston for Mike Millar.
December 13, 1989	Caps acquired Bob Joyce from Boston for Dave Christian.
January 5, 1990	Caps acquired John Tucker from Buffalo for future considerations.
March 6, 1990	Caps acquired Mike Liut from Hartford for Yvon Corriveau.
June 22, 1990	Caps acquired Marc Deschamps from Montreal for Alain G. Cote.
July 3, 1990	Caps traded John Tucker to Buffalo for cash.
July 3, 1990	Caps signed Ken Lovsin.
July 13, 1990	Caps acquired Peter Zedel and Mike Lalor from St. Louis for Geoff Courttnall.
July 16, 1990	Caps lost restricted free agent Scott Stevens to St. Louis in exchange for five 1st round draft picks (1991-Trevor Halverson, 1992-Sergei Gonchar, 1993-Brendan Witt, 1994-traded to Toronto, Eric Fichaud, 1995-Miika Elomo).
September 30, 1990	Caps acquired Dave Tippett from Hartford for a 6th round pick in the 1992 Entry Draft (Jarrett Reid).
September 30, 1990	Caps acquired Shawn Anderson from Buffalo for Bill Houlder.
October 1, 1990	Caps released Shawn Anderson on waivers to Quebec.
October 3, 1990	Caps acquired Joel Quenneville from Hartford for cash.
January 16, 1991	Caps acquired Al Iafate from Toronto for Peter Zedel and Bob Rouse.
January 24, 1991	Caps acquired Paul Fenton and John Kordic from Toronto for a 5th round pick in the 1991 Entry Draft (Alexei Kuashov).

# All-Time Transactions

DATE	TRANSACTION
January 24, 1991	Caps acquired Ken Sabourin from Calgary for Paul Fenton.
March 5, 1991	Caps acquired Bobby Reynolds from Toronto for Rob Mendel.
May 21, 1991	Caps acquired Craig Duncanson, Brent Hughes and Simon Wheeldon from Winnipeg for Bob Joyce, Tyler Larter and Kent Paynter.
May 30, 1991	Caps lost Rob Murray to Minnesota in Expansion Draft.
June 21, 1991	Caps acquired Shawn Chambers from Minnesota for Steve Maltais and Trent Klatt.
June 21, 1991	Caps acquired Randy Burridge from Boston for Stephen Leach.
June 22, 1991	Caps acquired Toronto's 2nd round pick in the 1991 Entry Draft (previously acquired, Eric Lavigne) from Quebec for Mikhail Tatarinov.
July 31, 1991	Caps traded Robin Bawa to Vancouver for cash.
September 8, 1991	Caps acquired Sylvain Cote from Hartford for a 2nd round pick in the 1992 Entry Draft (Andrei Nikolishin).
October 23, 1991	Caps acquired Shawn Anderson from Winnipeg for future considerations.
February 24, 1992	Caps acquired John Byce and Dennis Smith from Boston for Brent Hughes and future considerations.
February 27, 1992	Caps traded Mark Ferner to Toronto for future considerations.
March 2, 1992	Caps acquired Paul MacDermid from Winnipeg for Mike Lalor.
June 15, 1992	Caps acquired Mark Hunter and future considerations (Yvon Corriveau) from Hartford for Nick Kyreos.
June 16, 1992	Caps signed Steve Weeks.
June 18, 1992	Caps lost Shawn Chambers to Tampa Bay in Expansion Draft.
June 18, 1992	Caps lost Tim Bergland to Tampa Bay in Expansion Draft
June 20, 1992	Caps acquired Kevin Miller from Detroit for Dino Ciccarelli.
June 30, 1992	Caps signed Bob Carpenter.
August 13, 1992	Caps traded Steve Weeks to Ottawa for future considerations.
October 1, 1992	Caps acquired Pat Elynuik from Winnipeg for John Druce and Toronto's 4th round pick in the 1993 Entry Draft (previously acquired).
October 4, 1992	Caps released Yvon Corriveau on waivers to San Jose.
November 2, 1992	Caps acquired Paul Cavallini from St. Louis for Kevin Miller.
December 16, 1992	Caps traded Ken Sabourin to Calgary for future considerations.
DATE	TRANSACTION
January 23, 1993	Caps acquired Eric Murano from Vancouver for Tim Taylor.
March 22, 1993	Caps acquired Rick Tabaracci from Winnipeg for Jim Hrivnak and a 2nd round pick in the 1993 Entry Draft (Alexei Budayev).
June 15, 1993	Caps acquired Kevin Kaminski from Quebec for Mark Matier.
June 20, 1993	Caps acquired Mike Hough from Quebec for Reggie Savage and Paul MacDermid.
June 20, 1993	Caps traded Paul Cavallini to Dallas for future considerations (Enrico Ciccone, June 25, 1993).
June 24, 1993	Caps lost Mike Hough to Florida in Expansion Draft.
June 26, 1993	Caps acquired Craig Berube from Calgary for a 5th round pick in the 1993 Entry Draft (Darryl Lafrance).
June 26, 1993	Caps acquired a 7th round pick in the 1993 Entry Draft (Andrew Brunette) from Calgary for Brad Schlegel.
July 27, 1993	Caps signed Keith Acton.
August 3, 1993	Caps signed Dave Poulin.
August 5, 1993	Caps signed Todd Nelson.
October 21, 1993	Caps signed Brian Curran.
October 22, 1993	Caps traded Pat Elynuik to Tampa Bay for future considerations.
October 22, 1993	Caps released Keith Acton on waivers to the NY Islanders.
March 19, 1994	Caps claimed Tim Bergland off waivers from Tampa Bay.
March 21, 1994	Caps acquired Jim Johnson from Dallas for Alan May and a 7th round pick in the 1995 Entry Draft (Jeff Dewar).
March 21, 1994	Caps acquired Joe Reekie from Tampa Bay for Enrico Ciccone, a 3rd round pick in the 1994 Entry Draft (later traded to Anaheim, Craig Reichert) and future considerations.
March 21, 1994	Caps acquired Joe Juneau from Boston for Al Iafrate.
June 28, 1994	Caps acquired Rob Pearson and Philadelphia's 1st round pick (previously acquired, Nolan Baumgartner) in the 1994 Entry Draft from Toronto for Mike Ridley and St. Louis' 1st round pick in the 1994 Entry Draft (previously acquired, Eric Fichaud).
January 18, 1995	Caps acquired a 5th round pick (Benoit Gratton) in the 1995 Entry Draft from Ottawa for Don Beaupre.
January 18, 1995	Caps acquired Mark Tinordi and Rick Mrozik from Dallas for Kevin Hatcher.
February 4, 1995	Caps signed Steve Poapst.
February 10, 1995	Caps acquired Warren Rychel from Los Angeles for Randy Burridge.
February 10, 1995	Caps acquired a 4th round pick in the 1995 Entry Draft (Sebastien Charpentier) from Toronto for Warren Rychel.
April 7, 1995	Caps acquired a 5th round pick in the 1995 Entry Draft (Joel Cort) from Calgary for Rick Tabaracci.
April 7, 1995	Caps acquired Mike Eagles and Igor Ulanov from Winnipeg for 3rd (later traded to Dallas, Sergei Gusev) and 5th round picks (Brian Elder) in the 1995 Entry Draft.
July 8, 1995	Caps acquired a 1st round pick (Alexander Volchkov) and a 4th round pick (Justin Davis) in the 1996 Entry Draft from Los Angeles for Dmitri Khristich and Byron Dafeo.
July 12, 1995	Caps acquired Philadelphia's 3rd round pick in the 1996 Entry Draft (previously acquired, Shawn McNeil) from Colorado for John Slaney.
July 14, 1995	Caps acquired Mike Torchia from Dallas for cash.
September 8, 1995	Caps signed Frank Bialowas.
September 25, 1995	Caps signed Ron Tugnutt.
October 17, 1995	Caps acquired a 3rd round pick in the 1996 Entry Draft (Dave Weninger) from Chicago for Igor Ulanov.
November 16, 1995	Caps acquired Eric Charron from Tampa Bay for a 7th round pick in the 1997 Entry Draft (Eero Somervuori).



# All-Time Transactions

DATE	TRANSACTION
January 29, 1996	Caps acquired Denis Chasse from St. Louis for Rob Pearson.
February 15, 1996	Caps acquired Stewart Malgunas from Winnipeg for Denis Chasse.
March 8, 1996	Caps acquired Todd Krygier from Anaheim for Mike Torchia.
May 21, 1996	Caps acquired Michel Picard from Ottawa for cash.
July 12, 1996	Caps signed Daniel Laperriere.
July 18, 1996	Caps traded Frank Bialowas to Philadelphia for future considerations.
July 22, 1996	Caps signed Phil Housley.
August 27, 1996	Caps signed Robb Stauber.
November 2, 1996	Caps acquired Curtis Leschyshyn and Chris Simon from Colorado for Keith Jones and a 1st round pick in the 1998 Entry Draft (Scott Parker).
November 9, 1996	Caps acquired Andrei Nikolishin from Hartford for Curtis Leschyshyn.
March 1, 1997	Caps acquired Bill Ranford, Adam Oates and Rick Tocchet from Boston for Jason Allison, Jim Carey, Anson Carter and a 3rd round pick in the 1997 Entry Draft (Lee Goren).
March 17, 1997	Caps signed Ryan Mulhern.
August 20, 1997	Caps signed Mike O'Neill.
August 20, 1997	Caps signed Mark Major.
September 4, 1997	Caps acquired a 7th round pick in the 1998 Entry Draft (Nathan Forster) from Calgary for Eric Charron.
October 1, 1997	Caps signed Jan Benda.
October 10, 1997	Caps acquired a 5th round pick in the 1998 Entry Draft (Erik Wendell) from Chicago for Martin Gendron and a 6th round pick in the 1998 Entry Draft (Jonathan Pelletier).
August 20, 1997	Caps signed Stephane Beauregard.
November 19, 1997	Caps claimed Jeff Toms off waivers from Tampa Bay.
March 9, 1998	Caps acquired Esa Tikkanen from Florida for Dwayne Hay and future considerations.
March 21, 1998	Caps signed Brian Bellows.
March 24, 1998	Caps acquired Jeff Brown from Toronto for Sylvain Cote.
June 18, 1998	Caps acquired a 3rd round pick in the 1998 Entry Draft (Todd Hornung) and a 2nd round pick in the 1999 Entry Draft from Tampa Bay for Bill Ranford.
June 26, 1998	Caps lost Andrew Brunette to Nashville in Expansion Draft.
July 14, 1998	Caps signed Dmitri Mironov.
July 21, 1998	Caps released Phil Housley on waivers to Calgary.
October 15, 1998	Caps acquired James Black from Chicago for a conditional pick (later re-acquired) in the 1999 Entry Draft.
October 16, 1998	Caps acquired Tom Chorske and an 8th round pick (Maxim Orlov) in the 1999 Entry Draft from NY Islanders for a 6th round pick (Bjorn Melin) in the 1999 Entry Draft.
December 28, 1998	Caps acquired Enrico Ciccone from Tampa Bay for cash.
February 3, 1999	Caps acquired Barrie Moore from Edmonton for Brad Church.
March 18, 1999	Caps traded Brad Shaw and a pick in the 1999 Entry Draft to St. Louis for a pick in the 1999 Entry Draft.
DATE	TRANSACTION
March 22, 1999	Caps acquired a 7th round pick and a 9th round pick in the 1999 Entry Draft from Calgary for Tom Chorske.
March 22, 1999	Caps acquired Alexei Tezikov and future considerations from Buffalo for Joe Juneau and a 3rd round pick in the 1999 Entry Draft (Tim Preston).
March 23, 1999	Caps traded Dale Hunter to Colorado for an optional pick in the 1999 or 2000 Entry Draft.
March 23, 1999	Caps traded Craig Berube to Philadelphia for cash.
March 30, 1999	Caps signed Jeff Halpern.
June 21, 1999	Caps acquired Jeff Nelson from Nashville for future considerations.
June 25, 1999	Caps lost Mark Tinordi to Atlanta in Expansion Draft.
July 16, 1999	Caps acquired Craig Billington from Colorado for future considerations.
July 20, 1999	Caps signed Glen Metropolit.
July 21, 1999	Caps signed Ulf Dahlen.
July 27, 1999	Caps signed Joe Sacco.
August 9, 1999	Caps signed Jamie Huscroft.
August 18, 1999	Caps acquired Steve Shirreffs from Calgary for Benoit Gratton.
September 27, 1999	Caps claimed Ken Sutton in Waiver Draft from New Jersey.
October 5, 1999	Caps traded Ken Sutton to New Jersey for future considerations.
January 17, 2000	Caps acquired a 7th round pick in the 2000 Entry Draft (later traded to Los Angeles, Evgeny Federov and a 3rd round pick in the 2001 Entry Draft (later traded to Toronto, Brendan Bell) from Tampa Bay for Jaroslav Svejkovsky.
January 18, 2000	Caps claimed Terry Yake off waivers from St. Louis.
January 20, 2000	Caps claimed Jim McKenzie off waivers from Anaheim.
February 3, 2000	Caps traded Stewart Malgunas to Nashville for future considerations.
February 4, 2000	Caps traded Alexandre Volchkov to Edmonton for future considerations.
February 10, 2000	Caps claimed Joe Murphy off waivers from Boston.
June 2, 2000	Caps acquired Stephen Peat from Anaheim for a 4th round pick in the 2000 Entry Draft (Jonas Ronnqvist).
June 23, 2000	Caps lost Barrie Moore to Columbus in Expansion Draft.
June 23, 2000	Caps lost Oleg Orekhovskiy to Minnesota in Expansion Draft.
June 24, 2000	Caps acquired a 2nd round pick in the 2000 Entry Draft (Matt Pettinger) from Calgary for Miika Elomo.
July 6, 2000	Caps signed Sylvain Cote.
July 7, 2000	Caps signed Craig Berube.

# All-Time Transactions

DATE	TRANSACTION
July 21, 2000	Caps acquired Remi Royer from Chicago for Nolan Baumgartner.
July 21, 2000	Caps signed Todd Rohloff.
November 1, 2000	Caps signed Corey Hirsch.
November 29, 2000	Caps acquired Derek Bekar from St. Louis for Mike Peluso.
December 11, 2000	Caps acquired Dmitri Khristich from Toronto for a 3rd round pick in the 2001 Entry Draft (Brendan Bell).
January 11, 2001	Caps traded Craig Berube to NY Islanders for a 9th round pick in the 2001 Entry Draft (Robert Muller).
February 1, 2001	Caps acquired Brantt Myhres from Nashville for future considerations.
March 3, 2001	Caps acquired David Emma from Florida for Remi Royer.
March 13, 2001	Caps acquired Trevor Linden, Dainius Zubrus and a 2nd round pick in the 2001 Entry Draft (later traded to Tampa Bay, Andreas Holmqvist) from Montreal for Jan Bulis, Richard Zednik and a 1st round pick in the 2001 Entry Draft (Alexander Perezhogin).
March 13, 2001	Caps acquired Jason Marshall from Anaheim for Alexei Tezikov and a 4th round pick in the 2001 Entry Draft (Brandon Rogers).
March 13, 2001	Caps acquired Dean Melanson from Philadelphia for Matt Herr.
May 3, 2001	Caps signed Martin Hlinka.
July 11, 2001	Caps acquired Jaromir Jagr and Frantisek Kucera from Pittsburgh for Kris Beech, Ross Lupaschuk, Michal Sivek and future considerations.
August 1, 2001	Caps signed Peter Ferraro.
August 22, 2001	Caps acquired Chris Ferraro from New Jersey for future considerations.
October 20, 2001	Caps claimed Glen Metropolit off waivers from Tampa Bay.
November 10, 2001	Caps acquired a 1st round choice in the 2002 draft and a 3rd round choice in 2003 from Vancouver for Trevor Linden and a 2nd round choice in either 2002 or 2003.
January 8, 2002	Caps signed Colin Forbes.
January 17, 2002	Caps acquired a 4th round choice in the 2002 draft from Chicago for Joe Reekie.
January 29, 2002	Caps claimed Ivan Ciernik off waivers from Ottawa.
February 1, 2002	Caps claimed Trent Whitfield off waivers from NY Rangers.
March 19, 2002	Caps claimed Benoit Hogue off waivers from Boston.
March 19, 2002	Caps acquire Maxime Ouellet and 1st, 2nd and 3rd round choices in the 2002 draft from Philadelphia for Adam Oates.
July 1, 2002	Caps signed Robert Lang.
July 9, 2002	Caps signed Kip Miller and Dwayne Zinger.
September 13, 2002	Caps signed Jason Doig.
October 2, 2002	Caps claimed Alex Henry off waivers from Edmonton.
October 15, 2002	Caps claimed Andreas Salomonsson off waivers from New Jersey.
November 1, 2002	Caps acquired Michael Nylander and a 3rd round choice in 2003 for Andrei Nikolishin and Chris Simon.
December 16, 2002	Caps acquired Josef Boumedienne from Ottawa in exchange for Dean Melanson.
January 15, 2003	Caps claimed Josh Green of waivers from the NY Rangers.
January 15, 2003	Caps acquired Joel Kwiatkowski from Ottawa for future considerations.
March 11, 2003	Caps acquired Sergei Berezin from Chicago for a 4th round choice in the 2004 Entry Draft.
July 1, 2003	Caps acquired Dmitry Yushkevich from Philadelphia in exchange for a 7th round pick in the 2004 Entry Draft.
July 14, 2003	Caps acquired Alexander Riazantsev from Nashville in exchange for Mike Farrell.
July 14, 2003	Caps signed Andrej Podkonicky and Garret Stroshein.
July 18, 2003	Caps signed John Gruden.
August 18, 2003	Caps signed Francois Methot.
September 5, 2003	Caps signed Darcy Verot.
October 3, 2003	Caps claimed Denis Hamel from Ottawa and Brian Willsie from Colorado in the Waiver Draft.
DATE	TRANSACTION
October 5, 2003	Caps traded Denis Hamel to Ottawa for future considerations.
October 5, 2003	Caps lost Glen Metropolit to Ottawa in the Waiver Draft.
October 22, 2003	Caps acquired Bates Battaglia and Jonas Johansson from Colorado for Steve Konowalchuk and a 3rd round selection in the 2004 Entry Draft.
December 20, 2003	Caps signed Colin Forbes.
January 9, 2004	Caps claimed Todd Rohloff off waivers from Columbus.
January 23, 2004	Caps acquired Anson Carter from NY Rangers in exchange for Jaromir Jagr.
February 18, 2004	Caps acquired Brooks Laich and a 2nd round selection in the 2005 Entry Draft (later traded to Colorado-Chris Durand) from Ottawa for Peter Bondra.
February 27, 2004	Caps acquired Tomas Fleischmann and Detroit's 1st round choice in the 2004 Entry Draft (Mike Green) and 4th round choice in the 2006 Entry Draft (Luke Lynes) for Robert Lang.
March 3, 2004	Caps acquired Shaone Morrisonn and 1st (Jeff Schultz) and 2nd round (Michail Yunkov) selections in the 2004 Entry Draft from Boston for Sergei Gonchar.
March 4, 2004	Caps acquired a 2nd round selection in the 2006 Entry Draft (Francois Bouchard) and future considerations from Boston for Michael Nylander.
March 5, 2004	Caps claimed Craig Johnson off waivers from Toronto.
March 5, 2004	Caps claimed Brad Norton off waivers from Los Angeles.
March 8, 2004	Caps acquired Jared Aulin from Los Angeles for Anson Carter.
March 9, 2004	Caps acquired Jakub Klepis from Buffalo for Mike Grier.
March 9, 2004	Caps claimed Jean-Luc Grand-Pierre off waivers from Atlanta.
March 19, 2004	Caps signed Matt Yeats.
April 3, 2004	Caps signed Mel Angelstad.
April 26, 2004	Caps signed Justin Eddy.
August 2, 2004	Caps signed Jeff Paul.

# All-Time Transactions

DATE	TRANSACTION
August 24, 2004	Caps signed Louis Robitaille.
August 4, 2005	Caps acquired Chris Clark and a 7th round choice in the 2007 Entry Draft (Andrew Glass) from Calgary for a 7th round choice in the 2006 Entry Draft (Devin Didiomete) and a 6th round choice in the 2007 Entry Draft (later traded to Colorado, Jens Hellgren).
August 8, 2005	Caps signed Ben Clymer and Miroslav Zalesak.
August 9, 2005	Caps signed Andrew Cassels and Lawrence Nycholat.
August 10, 2005	Caps signed Mathieu Biron and Ivan Majesky.
August 12, 2005	Caps acquired Bryan Muir from Los Angeles for future considerations.
August 12, 2005	Caps signed Jamie Heward and Boyd Kane.
August 18, 2005	Caps signed Matt Bradley.
August 25, 2005	Caps signed David Steckel.
September 26, 2005	Caps acquired Jeff Friesen from New Jersey for a conditional pick in the 2006 Entry Draft.
October 4, 2005	Caps claimed Brent Johnson off waivers from Vancouver.
November 21, 2005	Caps signed Joey Tenute.
December 2, 2005	Caps acquired a 5th round choice in the 2006 Entry Draft (later traded to NY Rangers, Tomas Zaborsky) from Vancouver for Maxime Ouellet.
December 28, 2005	Caps acquired Colin Forbes from Carolina for Stephen Peat.
February 3, 2006	Caps acquired Doug Doull from Phoenix for Dwayne Zinger.
March 9, 2006	Caps acquired a 2nd round choice in the 2006 Entry Draft (Keith Seabrook) from Anaheim for Jeff Friesen.
March 9, 2006	Caps acquired Kris Beech and a 1st round choice in the 2006 Entry Draft (Semyon Varlamov) from Nashville for Brendan Witt.
March 9, 2006	Caps claimed Rico Fata off waivers from Atlanta.
April 1, 2006	Caps signed Jamie Hunt and Matt Stefanishion.
July 1, 2006	Caps signed Brian Pothier.
July 12, 2006	Caps acquired Richard Zednik from Montreal for a 3rd round pick in the 2007 Entry Draft (Olivier Fortier).
July 14, 2006	Caps signed Donald Brashear, Alexandre Giroux and Chad Wiseman.
July 18, 2006	Caps signed Quintin Laing.
July 21, 2006	Caps signed Peter Vandermeer.
July 25, 2006	Caps signed Trevor Byrne.
July 26, 2006	Caps signed Dean Arsene.
August 8, 2006	Caps signed Timo Helbling and Petr Tatischek.
September 14, 2006	Caps signed John Erskine.
February 1, 2007	Caps acquired Milan Jurcina from Boston for a 4th round choice in the 2008 Entry Draft (later traded to Calgary, T.J. Brodie).
February 26, 2007	Caps acquired Andy Hedlund and a 6th round pick in the 2007 Entry Draft (Justin Taylor) from Ottawa for Lawrence Nycholat.
February 26, 2007	Caps acquired a 2nd round pick in the 2007 Entry Draft (Theo Ruth) from the New York Islanders for Richard Zednik.
February 27, 2007	Caps acquired Jiri Novotny and a 1st round pick in the 2007 Entry Draft (later traded to San Jose, Nick Petrecki) from Buffalo for Dainius Zubrus and Timo Helbling.
February 27, 2007	Caps acquired a conditional pick in the 2008 Entry Draft from Los Angeles for Jamie Heward.
March 16, 2007	Caps signed Steve Pinizzotto.
March 17, 2007	Caps signed Sean Collins.
July 1, 2007	Caps signed Tom Poti and Viktor Kozlov.
July 2, 2007	Caps signed Michael Nylander.
July 5, 2007	Caps signed Jame Pollock and Kyle Wilson.
July 9, 2007	Caps signed Joe Motzko.
July 17, 2007	Caps signed Jason Morgan.
November 19, 2008	Caps acquired a 2nd round pick in the 2009 Entry Draft (later traded to Montreal, then Atlanta, Jeremy Morin) from Anaheim for Brian Sutherby.
February 26, 2008	Caps acquired Cristobal Huet from Montreal for a 2nd round pick in the 2009 Entry Draft (later traded to Atlanta, Jeremy Morin).
February 26, 2008	Caps acquired Sergei Fedorov from Columbus for Theo Ruth.
February 26, 2008	Caps acquired Matt Cooke from Vancouver for Matt Pettinger.
February 26, 2008	Caps acquired Alexandre Giroux from Atlanta for Joe Motzko.
March 26, 2008	Caps signed Jay Beagle.
June 20, 2008	Caps acquired a 1st round pick in the 2008 Entry Draft (John Carlson) from Philadelphia for Steve Eminger and a 3rd round pick in the 2008 Entry Draft (Jacob Deserres).
July 1, 2008	Caps signed Jose Theodore.
July 2, 2008	Caps signed Graham Mink and Tyler Sloan.
July 3, 2008	Caps signed Keith Aucoin.
DATE	TRANSACTION
November 28, 2008	Caps signed Bryan Helmer.
December 12, 2008	Caps signed Brett Leonhardt to an amateur tryout contract.
February 6, 2009	Caps claimed Staffan Kronwall off waivers from Toronto.
March 20, 2009	Caps signed Trevor Bruess.
March 25, 2009	Caps signed Zach Miskovic.
May 26, 2009	Caps signed Jake Hauswirth.
June 27, 2009	Caps acquired a 5th round pick (Caleb Herbert) in the 2010 Entry Draft for Sami Lepisto.
July 1, 2009	Caps signed Mike Knuble.
July 10, 2009	Caps signed Brendan Morrison.
July 11, 2009	Caps signed Boyd Kane.

# All-Time Transactions

DATE	TRANSACTION
July 17, 2009	Caps traded Keith Seabrook to Calgary for future considerations.
September 30, 2009	Pittsburgh claimed Chris Bourque off waivers.
December 5, 2009	Caps claimed Chris Bourque off waivers from Pittsburgh.
December 28, 2009	Caps acquired Jason Chimera from Columbus for Chris Clark and Milan Jurcina.
March 3, 2010	Caps acquired Scott Walker from Carolina for a 7th round pick in the 2010 Entry Draft (later traded to Philadelphia, Ricard Blidstrand).
March 3, 2010	Caps acquired Eric Belanger from Minnesota for a 2nd round pick in the 2010 Entry Draft (Johan Larsson).
March 3, 2010	Caps acquired Milan Jurcina from Columbus for a conditional draft pick.
March 3, 2010	Caps acquired Joe Corvo from Carolina for Brian Pothier, Oskar Osala and a 2nd round pick in the 2011 Entry Draft (later traded to Calgary, Tyler Wotherspoon).
April 5, 2010	Caps signed Dustin Stevenson.
June 26, 2010	Caps acquired a 4th round pick (Philipp Grubauer) in the 2010 Entry Draft from Toronto for a 4th round pick (Petter Granberg) and a 5th round pick (Daniel Brodin) in 2010.
July 2, 2010	Caps signed Dany Sabourin.
July 7, 2010	Caps signed Brian Fahey and Kyle Greentree.
July 13, 2010	Caps signed Brian Willsie.
July 28, 2010	Caps acquired D.J. King from St. Louis for Stefan Della Rovere.
September 21, 2010	Caps sign Brandon Anderson.
September 27, 2010	Caps signed Matt Hendricks.
October 4, 2010	Caps signed Philipp Grubauer.
November 30, 2010	Caps acquired Scott Hannan from Colorado for Tomas Fleischmann.
December 2, 2010	Caps sign Brett Flemming.
February 26, 2011	Caps claimed Marco Strum off waivers from Los Angeles.
February 28, 2011	Caps acquired Dennis Wideman from Florida for Jake Hauswirth and a third-round pick in the 2011 Entry Draft (Jonathan Racine).
February 28, 2011	Caps acquired Jason Arnott from New Jersey for David Steckel and a 2012 second-round pick.
March 2, 2011	Caps signed Dmitry Orlov.
March 19, 2011	Caps signed Garrett Mitchell.
June 1, 2011	Caps signed Mattias Sjogren.
June 2, 2011	Caps acquired Taylor Stefishen from Nashville for a conditional draft pick in the 2013 NHL Entry Draft.
June 24, 2011	Caps acquired Troy Brouwer from Chicago for a 1st round pick in the 2011 Entry Draft (Phillip Danault).
July 1, 2011	Caps signed Jeff Halpern.
July 1, 2011	Caps signed Ryan Potulny.
July 1, 2011	Caps acquired a 1st round pick in the 2012 Entry Draft (Filip Forsberg) and Boston's 2nd round pick in the 2012 Entry Draft (traded to Dallas; Mike Winther) from Colorado for Semyon Varlamov.
July 1, 2011	Caps signed Joel Ward.
July 1, 2011	Caps signed Roman Hamrlik.
July 2, 2011	Caps signed Tomas Vokoun.
July 2, 2011	Caps signed Chris Bourque.
July 4, 2011	Caps signed Danny Richmond.
July 6, 2011	Caps signed Troy Brouwer.
July 8, 2011	Acquired Danick Paquette and 4th round pick in the 2012 Entry Draft (Thomas Di Pauli) from Winnipeg for Eric Fehr.
July 11, 2011	Caps signed Christian Hanson.
July 14, 2011	Caps signed Jacob Micflikier.
August 24, 2011	Caps signed Stanislav Galiev.
November 8, 2011	Caps acquired Tomas Kundratek from the New York Rangers for Francois Bouchard.
January 30, 2012	Caps signed Joel Rechlicz.
February 2, 2012	Caps acquired Kevin Marshall from Philadelphia for Matt Ford.
February 2, 2012	Caps acquired Mike Carman from Colorado for Danny Richmond.
March 27, 2012	Caps signed Cameron Schilling.
May 26, 2012	Caps acquired Zach Hamill from Boston for Chris Bourque.
June 6, 2012	Caps acquired a 7th round pick in the 2012 Entry Draft (Sergey Kostenko) from Pittsburgh for Tomas Vokoun.
June 22, 2012	Caps acquired Mike Ribeiro from Dallas for Cody Eakin and a 2nd round pick in the 2012 NHL Draft (Mike Winther).
June 27, 2012	Caps acquired a 5th round pick in the 2013 NHL Draft and Jordan Henry from Calgary for Dennis Wideman.
July 2, 2012	Caps signed Garrett Stafford.
July 2, 2012	Caps signed Joey Crabb.
July 3, 2012	Caps signed Jack Hillen.
July 7, 2012	Caps signed Ryan Stoa.
July 11, 2012	Caps signed Wojtek Wolski.
July 13, 2012	Caps signed Filip Forsberg.
July 14, 2012	Caps signed Matt Clackson.
July 19, 2012	Caps signed Tom Wilson.
January 31, 2013	Caps acquired Peter LeBlanc from the Chicago Blackhawks for Mathieu Beaudoin.
January 31, 2013	Caps acquired <b>Casey Wellman</b> from Florida for <b>Zach Hamill</b> .
February 28, 2013	Caps claimed <b>Aaron Volpatti</b> off waivers from Vancouver.
March 4, 2013	Caps signed <b>Steve Oleksy</b> .

# All-Time Transactions

DATE	TRANSACTION
March 14, 2013	Caps acquired <b>Chay Genoway</b> from Minnesota for a conditional seventh-round draft pick in 2014.
March 14, 2013	Caps acquired <b>Nicolas Deschamps</b> from Toronto in exchange for <b>Kevin Marshall</b> .
April 2, 2013	Caps signed <b>Nate Schmidt</b> .
April 2, 2013	Caps acquired <b>Joel Rechlicz</b> from Phoenix in exchange for <b>Matt Clackson</b> .
April 2, 2013	Caps acquired <b>Dane Byers</b> from Edmonton in exchange for <b>Garrett Stafford</b> .
April 3, 2013	Caps acquired <b>Martin Erat</b> and <b>Michael Latta</b> from Nashville in exchange for <b>Filip Forsberg</b> .
April 5, 2013	Caps signed <b>Patrick Wey</b> and <b>Julien Brouillette</b> .
July 6, 2013	Caps signed <b>David Kolomatis</b> .
July 8, 2013	Caps signed <b>Tyson Strachan</b> , <b>Matt Watkins</b> and <b>David Leggio</b> .
July 10, 2013	Caps signed <b>Peter LeBlanc</b> .
July 30, 2013	Caps signed <b>Julien Cayer</b> .
August 20, 2013	Caps signed <b>Brandon Segal</b> .
August 23, 2013	Caps signed <b>Mikhail Grabovski</b> .
September 4, 2013	Caps signed <b>Andre Burakovsky</b> .
July 22, 2013	Caps signed <b>Nicolas Deschamps</b> .
Sept. 23, 2013	Caps signed <b>Connor Carrick</b> .
Sept. 29, 2013	Caps acquired <b>John Mitchell</b> and a NHL fourth-round draft pick in the 2014 NHL Entry Draft from Anaheim in exchange for <b>Mathieu Perreault</b> .
Oct. 3, 2013	Caps claimed <b>Alexander Urbom</b> off of waivers from New Jersey.
Nov. 29, 2013	Caps signed <b>Brett Leonhardt</b> to an amateur tryout contract.
March 4, 2014	Caps acquired <b>Dustin Penner</b> from Anaheim in exchange for a fourth-round draft pick in the 2014 NHL Entry Draft.
March 4, 2014	Caps acquired <b>Chris Brown</b> , <b>Rostislav Klesla</b> and a fourth-round draft pick in the 2015 NHL Entry Draft from Phoenix in exchange for <b>Martin Erat</b> and <b>John Mitchell</b> .
March 5, 2014	Caps acquired <b>Jaroslav Halak</b> and a third-round draft pick in the 2015 NHL Entry Draft from Buffalo in exchange for <b>Michal Neuvirth</b> and <b>Rostislav Klesla</b> .
March 8, 2014	Caps signed <b>Evgeny Kuznetsov</b> .
March 19, 2014	Caps signed <b>Pheonix Copley</b> .
March 21, 2014	Caps signed <b>Caleb Herbert</b> .
April 2, 2014	Caps signed <b>Madison Bowey</b> to a three-year, entry-level contract.
April 12, 2014	Caps signed <b>Chandler Stephenson</b> to a three-year, entry-level contract.
April 19, 2014	Caps acquired a seventh-round draft pick in the 2014 NHL Entry Draft from Nashville in exchange for the rights to <b>Jaynen Rissling</b> .
April 26, 2014	Caps relieved head coach <b>Adam Oates</b> of his duties and announced the contract of vice president and general manager <b>George McPhee</b> would not be renewed.
May 1, 2014	Caps acquired a fourth-round pick in the 2014 NHL Draft from the NY Islanders in exchange for <b>Jaroslav Halak</b> .
May 13, 2014	Caps signed <b>Garrett Mitchell</b> .
May 16, 2014	Caps signed <b>Christian Djoos</b> .
May 26, 2014	Caps name <b>Brian MacLellan</b> general manager and <b>Barry Trotz</b> head coach.
June 16, 2014	Caps name <b>Ross Mahoney</b> assistant general manager.
June 24, 2014	Caps name <b>Mitch Korn</b> goaltending coach.
June 25, 2014	Caps name <b>Todd Reirden</b> assistant coach.
June 27, 2014	Caps name <b>Lane Lambert</b> assistant coach.
July 1, 2014	Caps signed <b>Brooks Orpik</b> .
July 1, 2014	Caps signed <b>Matt Niskanen</b> .
July 1, 2014	Caps signed <b>Justin Peters</b> .
July 1, 2014	Caps signed <b>Mike Moore</b> .
July 1, 2014	Caps signed <b>Jon Landry</b> .
July 1, 2014	Caps signed <b>Chris Conner</b> .
July 4, 2014	Caps signed <b>Kris Newbury</b> .
July 4, 2014	Caps signed <b>Tim Kennedy</b> .
July 9, 2014	Caps signed <b>Eddie Pasquale</b> .
July 15, 2014	Caps signed <b>Jakub Vrana</b> .
July 15, 2014	Caps signed <b>Vitek Vanecek</b> .
July 25, 2014	Caps signed <b>Nathan Walker</b> .
Oct. 6, 2014	Caps signed <b>Liam O'Brien</b> .
Feb. 28, 2015	Caps acquired <b>Tim Gleason</b> from Carolina in exchange for <b>Jack Hillen</b> and a fourth-round pick in the 2015 NHL Draft.
March 1, 2015	Caps acquired <b>Curtis Glencross</b> from Calgary in exchange for a second-round and a third-round pick in the 2015 NHL Draft.
March 4, 2015	Caps signed <b>Tyler Lewington</b> .
March 31, 2015	Caps signed <b>Travis Boyd</b> .
April 17, 2015	Caps signed <b>Riley Barber</b> .
July 1, 2015	Caps re-signed <b>Stanislav Galiev</b> .
July 1, 2015	Caps signed <b>Taylor Chorney</b> .
July 1, 2015	Caps signed <b>Carter Camper</b> .
July 1, 2015	Caps signed <b>Sean Collins</b> .
July 1, 2015	Caps signed <b>Mike Moore</b> .
July 1, 2015	Caps signed <b>Aaron Ness</b> .
July 1, 2015	Caps signed <b>Justin Williams</b> .
July 2, 2015	Caps signed <b>Chris Bourque</b> .

# All-Time Transactions

DATE	TRANSACTION
July 2, 2015	Caps acquired <b>T.J. Oshie</b> from St. Louis in exchange for <b>Troy Brouwer, Phoenix Copley</b> and a third-round pick in the 2016 NHL Draft.
July 4, 2015	Caps signed <b>Dan Ellis</b> .
July 6, 2015	Caps re-signed <b>Evgeny Kuznetsov</b> .
July 8, 2015	Caps signed <b>Paul Carey</b> .
July 16, 2015	Caps signed <b>Zach Sill</b> .
July 16, 2015	Caps signed <b>Chris Brown</b> .
January 31, 2013	Caps acquired <b>Casey Wellman</b> from Florida for <b>Zach Hamill</b> .
February 28, 2013	Caps claimed <b>Aaron Volpatti</b> off waivers from Vancouver.
March 4, 2013	Caps signed <b>Steve Oleksy</b> .
March 14, 2013	Caps acquired <b>Chay Genoway</b> from Minnesota for a conditional seventh-round draft pick in 2014.
March 14, 2013	Caps acquired <b>Nicolas Deschamps</b> from Toronto in exchange for <b>Kevin Marshall</b> .
April 2, 2013	Caps signed <b>Nate Schmidt</b> .
April 2, 2013	Caps acquired <b>Joel Rechlicz</b> from Phoenix in exchange for <b>Matt Clackson</b> .
April 2, 2013	Caps acquired <b>Dane Byers</b> from Edmonton in exchange for <b>Garrett Stafford</b> .
April 3, 2013	Caps acquired <b>Martin Erat</b> and <b>Michael Latta</b> from Nashville in exchange for <b>Filip Forsberg</b> .
April 5, 2013	Caps signed <b>Patrick Wey</b> and <b>Julien Brouillette</b> .
July 6, 2013	Caps signed <b>David Kolomatis</b> .
July 8, 2013	Caps signed <b>Tyson Strachan, Matt Watkins</b> and <b>David Leggio</b> .
July 10, 2013	Caps signed <b>Peter LeBlanc</b> .
July 30, 2013	Caps signed <b>Julien Cayer</b> .
August 20, 2013	Caps signed <b>Brandon Segal</b> .
August 23, 2013	Caps signed <b>Mikhail Grabovski</b> .
September 4, 2013	Caps signed <b>Andre Burakovsky</b> .
July 22, 2013	Caps signed <b>Nicolas Deschamps</b> .
Sept. 23, 2013	Caps signed <b>Connor Carrick</b> .
Sept. 29, 2013	Caps acquired <b>John Mitchell</b> and a NHL fourth-round draft pick in the 2014 NHL Entry Draft from Anaheim in exchange for <b>Mathieu Perreault</b> .
Oct. 3, 2013	Caps claimed <b>Alexander Urbom</b> off of waivers from New Jersey.
Nov. 29, 2013	Caps signed <b>Brett Leonhardt</b> to an amateur tryout contract.
March 4, 2014	Caps acquired <b>Dustin Penner</b> from Anaheim in exchange for a fourth-round draft pick in the 2014 NHL Entry Draft.
March 4, 2014	Caps acquired <b>Chris Brown, Rostislav Klesla</b> and a fourth-round draft pick in the 2015 NHL Entry Draft from Phoenix in exchange for <b>Martin Erat</b> and <b>John Mitchell</b> .
March 5, 2014	Caps acquired <b>Jaroslav Halak</b> and a third-round draft pick in the 2015 NHL Entry Draft from Buffalo in exchange for <b>Michal Neuvirth</b> and <b>Rostislav Klesla</b> .
March 8, 2014	Caps signed <b>Evgeny Kuznetsov</b> .
March 19, 2014	Caps signed <b>Phoenix Copley</b> .
March 21, 2014	Caps signed <b>Caleb Herbert</b> .
April 2, 2014	Caps signed <b>Madison Bowey</b> to a three-year, entry-level contract.
April 12, 2014	Caps signed <b>Chandler Stephenson</b> to a three-year, entry-level contract.
April 19, 2014	Caps acquired a seventh-round draft pick in the 2014 NHL Entry Draft from Nashville in exchange for the rights to <b>Jaynen Rissling</b> .
April 26, 2014	Caps relieved head coach <b>Adam Oates</b> of his duties and announced the contract of vice president and general manager <b>George McPhee</b> would not be renewed.
May 1, 2014	Caps acquired a fourth-round pick in the 2014 NHL Draft from the NY Islanders in exchange for <b>Jaroslav Halak</b> .
May 13, 2014	Caps signed <b>Garrett Mitchell</b> .
May 16, 2014	Caps signed <b>Christian Djoos</b> .
May 26, 2014	Caps name <b>Brian MacLellan</b> general manager and <b>Barry Trotz</b> head coach.
June 16, 2014	Caps name <b>Ross Mahoney</b> assistant general manager.
June 24, 2014	Caps name <b>Mitch Korn</b> goaltending coach.
June 25, 2014	Caps name <b>Todd Reirden</b> assistant coach.
June 27, 2014	Caps name <b>Lane Lambert</b> assistant coach.
July 1, 2014	Caps signed <b>Brooks Orpik</b> .
July 1, 2014	Caps signed <b>Matt Niskanen</b> .
July 1, 2014	Caps signed <b>Justin Peters</b> .
July 1, 2014	Caps signed <b>Mike Moore</b> .
July 1, 2014	Caps signed <b>Jon Landry</b> .
July 1, 2014	Caps signed <b>Chris Conner</b> .
July 4, 2014	Caps signed <b>Kris Newbury</b> .
July 4, 2014	Caps signed <b>Tim Kennedy</b> .
July 9, 2014	Caps signed <b>Eddie Pasquale</b> .
July 15, 2014	Caps signed <b>Jakub Vrana</b> .
July 15, 2014	Caps signed <b>Vitek Vaneccek</b> .
July 25, 2014	Caps signed <b>Nathan Walker</b> .
Oct. 6, 2014	Caps signed <b>Liam O'Brien</b> .
Feb. 28, 2015	Caps acquired <b>Tim Gleason</b> from Carolina in exchange for <b>Jack Hillen</b> and a fourth-round pick in the 2015 NHL Draft.
March 1, 2015	Caps acquired <b>Curtis Glencross</b> from Calgary in exchange for a second-round and a third-round pick in the 2015 NHL Draft.
March 4, 2015	Caps signed <b>Tyler Lewington</b> .
March 31, 2015	Caps signed <b>Travis Boyd</b> .
April 17, 2015	Caps signed <b>Riley Barber</b> .

# All-Time Transactions

DATE	TRANSACTION
July 1, 2015	Caps re-signed <b>Stanislav Galiev</b> .
July 1, 2015	Caps signed <b>Taylor Chorney</b> .
July 1, 2015	Caps signed <b>Carter Camper</b> .
July 1, 2015	Caps signed <b>Sean Collins</b> .
July 1, 2015	Caps signed <b>Mike Moore</b> .
July 1, 2015	Caps signed <b>Aaron Ness</b> .
July 1, 2015	Caps signed <b>Justin Williams</b> .
July 2, 2015	Caps signed <b>Chris Bourque</b> .
July 2, 2015	Caps acquired <b>T.J. Oshie</b> from St. Louis in exchange for <b>Troy Brouwer, Pheonix Copley</b> and a third-round pick in the 2016 NHL Draft.
July 4, 2015	Caps signed <b>Dan Ellis</b> .
July 6, 2015	Caps re-signed <b>Evgeny Kuznetsov</b> .
July 8, 2015	Caps signed <b>Paul Carey</b> .
July 16, 2015	Caps signed <b>Zach Sill</b> .
July 16, 2015	Caps signed <b>Chris Brown</b> .
July 24, 2015	Caps signed <b>Ryan Stanton</b> .
July 24, 2015	Caps re-signed <b>Braden Holtby</b> .
July 30, 2015	Caps signed <b>Jonas Siegenthaler</b> .
July 31, 2015	Caps re-signed <b>Marcus Johansson</b> .
Oct. 5, 2015	Caps signed <b>Tim McGauley</b> .
Jan. 6, 2016	Caps signed <b>Mike Richards</b> .
Feb. 19, 2016	Caps re-signed <b>Taylor Chorney</b> .
Feb. 23, 2016	Caps acquired <b>Mike Weber</b> from Buffalo in exchange for a third-round pick in the 2017 NHL Draft.
Feb. 28, 2016	Caps acquired <b>Ryan Bourque</b> from NY Rangers in exchange for <b>Chris Brown</b> .
Feb. 28, 2016	Caps acquired <b>Daniel Winnik</b> and a fifth-round pick in the 2016 NHL Draft from Toronto in exchange for <b>Brooks Laich, Connor Carrick</b> and a second-round pick in the 2016 NHL Draft.
March 28, 2016	Caps signed <b>Adam Carlson</b> .
June 24, 2016	Caps acquired <b>Lars Eller</b> from Montreal in exchange for Washington's second-round pick in the 2017 and 2018 NHL Draft.
June 24, 2016	Caps re-signed <b>Paul Carey</b> .
June 24, 2016	Caps re-signed <b>Aaron Ness</b> .
June 30, 2016	Caps re-signed <b>Zach Sill</b> .
June 30, 2016	Caps re-signed <b>Tom Wilson</b> .
July 1, 2016	Caps signed <b>Brett Connolly</b> .
July 1, 2016	Caps signed <b>Christian Thomas</b> .
July 1, 2016	Caps signed <b>Joe Cannata</b> .
July 1, 2016	Caps signed <b>Darren Dietz</b> .
July 2, 2016	Caps signed <b>Brad Malone</b> .
July 12, 2016	Caps signed <b>Zach Sanford</b> .
July 20, 2016	Caps re-signed <b>Marcus Johansson</b> .
Sept. 21, 2016	Caps re-signed <b>Dmitry Orlov</b> .
Feb. 15, 2017	Caps acquired <b>Tom Gilbert</b> from Los Angeles in exchange for a conditional 2017 pick.
Feb. 27, 2017	Caps acquired <b>Kevin Shattenkirk</b> and <b>Pheonix Copley</b> from St. Louis in exchange for <b>Zach Sanford, Brad Malone</b> , a 2017 first-round draft pick and a conditional draft pick.
March 2, 2017	Caps signed <b>Lucas Johansen</b> .
March 2, 2017	Caps signed <b>Colby Williams</b> .
March 2, 2017	Caps signed <b>Mason Mitchell</b> .
March 31, 2017	Caps signed <b>Garrett Pilon</b> .
June 2, 2017	Caps re-signed <b>Nathan Walker</b> .
June 22, 2017	Caps re-signed <b>Christian Djoos</b> .
June 23, 2017	Caps re-signed <b>T.J. Oshie</b> .
June 28, 2017	Caps re-signed <b>Pheonix Copley</b> .
June 29, 2017	Caps re-signed <b>Chandler Stephenson</b> .
June 30, 2017	Caps re-signed <b>Dmitry Orlov</b> .
July 1, 2017	Caps re-signed <b>Brett Connolly</b> .
July 2, 2017	Caps re-signed <b>Evgeny Kuznetsov</b> .
July 3, 2017	Caps signed <b>Devante Smith-Pelly</b> .
July 3, 2017	Caps signed <b>John Albert</b> .
July 4, 2017	Caps re-signed <b>Andre Burakovsky</b> .
July 5, 2017	Caps re-signed <b>Travis Boyd</b> .
July 6, 2017	Caps re-signed <b>Philipp Grubauer</b> .
July 11, 2017	Caps signed <b>Wayne Simpson</b> .
July 14, 2017	Caps re-signed <b>Liam O'Brien</b> .
October 14, 2017	Caps signed <b>Alex Chiasson</b> .
December 20, 2017	Caps claimed <b>Nathan Walker</b> off waivers.
February 9, 2018	Caps acquired <b>Joe Whitney</b> and <b>Adam Chapie</b> from New York Rangers in exchange for <b>John Albert</b> and defenseman <b>Hubert Labrie</b> .

# All-Time Transactions

DATE	TRANSACTION
February 10, 2018	Caps re-signed <b>Lars Eller</b> .
February 19, 2018	Caps acquired <b>Michal Kempny</b> from Chicago in exchange for a 2018 third-round draft pick
February 21, 2018	Caps acquired <b>Jakub Jerabek</b> from Montreal in exchange for a 2019 fifth-round draft pick.
March 22, 2018	Caps signed <b>Tobias Geisser</b> .
March 23, 2018	Caps signed <b>Shane Gersich</b> .
April 4, 2018	Caps signed <b>Brian Pinho</b> .
May 2, 2018	Caps signed <b>Axel Jonsson-Fjallby</b> .
May 2, 2018	Caps signed <b>Jusso Ikonen</b> .
May 4, 2018	Caps signed <b>Ilya Samsonov</b> .
May 9, 2018	Caps signed <b>Mathias Bau</b> .
May 4, 2018	Caps re-signed <b>Aaron Ness</b> .
May 9, 2018	Caps re-signed <b>Tyler Lewington</b> .
June 24, 2018	Caps re-signed <b>John Carlson</b> .
June 28, 2018	Caps re-signed <b>Devante Smith-Pelly</b> .
June 29, 2018	Caps name <b>Todd Reirden</b> head coach.
July 1, 2018	Caps signed <b>Nic Dowd</b> .
July 2, 2018	Caps signed <b>Jayson Megna</b> .
July 2, 2018	Caps signed <b>Michael Sgarbossa</b> .
July 3, 2018	Caps re-signed <b>Riley Barber</b> .
July 13, 2018	Caps re-signed <b>Liam O'Brien</b> .
July 19, 2018	Caps re-signed <b>Madison Bowey</b> .
July 24, 2018	Caps signed <b>Brooks Orpik</b> .
July 27, 2018	Caps re-signed <b>Tom Wilson</b> .
August 6, 2018	Caps promote <b>Brett Leonhardt</b> , name <b>Reid Cashman</b> , <b>Scott Arniel</b> as assistant coaches
September 1, 2018	Caps signed <b>Sergei Shumakov</b>
October 22, 2018	Caps signed <b>Kody Clark</b> .
February 4, 2019	Caps re-signed <b>Pheonix Copley</b> .
February 20, 2019	Caps acquired <b>Carl Hagelin</b> from Los Angeles in exchange for a third-round pick in the 2019 NHL Draft and a conditional sixth-round pick in the 2020 NHL Draft
February 22, 2019	Caps acquired <b>Nick Jensen</b> and a fifth-round pick in the 2019 NHL Draft from Detroit in exchange for <b>Madison Bowey</b> and a second-round pick in the 2020 NHL Draft.
February 22, 2019	Caps re-signed <b>Nick Jensen</b> .
March 18, 2019	Caps signed <b>Joe Snively</b> .
April 5, 2019	Caps signed <b>Bobby Nardella</b> .
April 11, 2019	Caps re-signed <b>Nic Dowd</b> .
May 20, 2019	Caps re-signed <b>Shane Gersich</b> .
May 20, 2019	Caps re-signed <b>Brian Pinho</b> .
June 10, 2019	Caps re-signed <b>Liam O'Brien</b> .
June 14, 2019	Caps acquired <b>Radko Gudas</b> from Philadelphia in exchange for <b>Matt Niskanen</b> .
June 16, 2019	Caps re-signed <b>Carl Hagelin</b> .
June 29, 2019	Caps re-signed <b>Mike Sgarbossa</b> .
July 1, 2019	Caps signed <b>Richard Panik</b> .
July 1, 2019	Caps signed <b>Garnet Hathaway</b> .
July 1, 2019	Caps signed <b>Philippe Maillet</b> .
July 1, 2019	Caps re-signed <b>Vitek Vanecek</b> .
July 1, 2019	Caps signed <b>Brendan Leipsic</b> .
July 10, 2019	Caps signed <b>Aliaksei Protas</b> .
July 11, 2019	Caps signed <b>Brett Leason</b> .
July 12, 2019	Caps signed <b>Connor McMichael</b> .
July 15, 2019	Caps re-signed <b>Colby Williams</b> .
July 16, 2019	Caps re-signed <b>Jakub Vrana</b> .
July 24, 2019	Caps re-signed <b>Christian Djoos</b> .
July 27, 2019	Caps re-signed <b>Chandler Stephenson</b> .
December 3, 2019	Caps acquire a fifth-round pick in the 2021 NHL Draft from Vegas in exchange for <b>Chandler Stephenson</b> .
January 14, 2020	Caps re-signed <b>Nicklas Backstrom</b> .
February 18, 2020	Caps acquired <b>Brenden Dillon</b> from San Jose in exchange for a second-round pick in the 2020 NHL Draft and a conditional third-round pick.
February 23, 2020	Caps acquired <b>Ilya Kovalchuk</b> from Montreal in exchange for a third-round pick in the 2020 NHL Draft.
May 15, 2020	Caps extend affiliation agreement with the Hershey Bears through the 2023-24 season.
July 16, 2020	Caps extend affiliation agreement with the South Carolina Stingrays through the 2022-23 season.
August 19, 2020	Caps signed <b>Zach Fucale</b> .
September 15, 2020	Caps hire <b>Peter Laviolette</b> as head coach.
October 6, 2020	Caps signed <b>Brenden Dillon</b> .
October 9, 2020	Caps signed <b>Henrik Lundqvist</b> .
October 9, 2020	Caps signed <b>Justin Schultz</b> .
October 9, 2020	Caps signed <b>Cameron Schilling</b> .
October 10, 2020	Caps signed <b>Paul LaDue</b> .
October 10, 2020	Caps signed <b>Trevor van Riemsdyk</b> .
October 11, 2020	Caps signed <b>Daniel Carr</b> .
October 14, 2020	Caps re-signed <b>Shane Gersich</b> .



# All-Time Transactions

DATE	TRANSACTION
October 21, 2020	Caps hire <b>Kevin McCarthy</b> as assistant coach.
October 27, 2020	Caps signed <b>Hendrix Lapierre</b> .
December 22, 2020	Caps signed <b>Conor Sheary</b>
December 30, 2020	Caps signed <b>Zdeno Chara</b>
January 13, 2021	Caps signed <b>Craig Anderson</b>
March 21, 2021	Caps re-signed <b>Trevor van Riemsdyk</b>
March 28, 2021	Caps re-signed <b>Zach Fucale</b>
April 12, 2021	Caps acquired <b>Anthony Mantha</b> from Detroit in exchange for Jakub Vrana, Richard Panik, a first-round pick in the 2021 NHL Draft and a second-round pick in the 2022 NHL Draft
April 12, 2021	Caps acquired <b>Michael Raffl</b> from Philadelphia in exchange for a fifth-round pick in the 2021 NHL Draft
April 14, 2021	Caps re-signed <b>Conor Sheary</b>
June 3, 2021	Caps re-signed <b>Joe Snively</b>
June 7, 2021	Caps re-signed <b>Axel Jonsson-Fjallby</b>
June 16, 2021	Caps re-signed <b>Bobby Nardella</b>
June 16, 2021	Caps re-signed <b>Garrett Pilon</b>
June 16, 2021	Caps re-signed <b>Michael Sgarbossa</b>
June 19, 2021	Caps re-signed <b>Shane Gersich</b>
July 8, 2021	Caps re-signed <b>Beck Malenstyn</b>
July 27, 2021	Caps re-signed <b>Alex Ovechkin</b>
July 28, 2021	Caps re-signed <b>Lucas Johansen</b>
July 28, 2021	Caps signed <b>Matt Irwin</b>
July 28, 2021	Caps signed <b>Dylan McIlrath</b>
July 28, 2021	Caps signed <b>Hunter Shepard</b>
July 28, 2021	Caps acquired <b>Vitek Vanecek</b> from Seattle in exchange for a second-round pick in the 2023 NHL Draft
August 5, 2021	Caps signed <b>Mike Vecchione</b>
August 9, 2021	Caps re-signed <b>Ilya Samsonov</b>
October 14, 2021	Caps re-signed <b>Nic Dowd</b>
March 1, 2022	Caps signed <b>Henrik Rybinski</b>
March 16, 2022	Caps re-signed <b>Joe Snively</b>
March 21, 2022	Caps acquired <b>Marcus Johansson</b> from Seattle in exchange for Daniel Sprong, a 2022 fourth round draft pick and a 2023 third round draft pick
March 22, 2022	Caps acquired <b>Johan Larsson</b> from Arizona in exchange for a 2023 third round draft pick
March 28, 2022	Caps signed <b>Clay Stevenson</b>
April 29, 2022	Caps signed <b>Garin Bjorklund</b>
June 20, 2022	Caps re-signed <b>Brett Leason</b>
June 20, 2022	Caps re-signed <b>Beck Malenstyn</b>
June 30, 2022	Caps name <b>Emily Engel-Natzke</b> video coordinator
July 8, 2022	Caps re-signed <b>Lucas Johansen</b>
July 13, 2022	Caps signed <b>Darcy Kuemper</b>
July 13, 2022	Caps re-signed <b>Marcus Johansson</b>
July 13, 2022	Caps acquired <b>Connor Brown</b> from Ottawa in exchange for a 2024 second round draft pick
July 13, 2022	Caps signed <b>Erik Gustafsson</b>
July 13, 2022	Caps signed <b>Charlie Lindgren</b>
July 14, 2022	Caps signed <b>Henrik Borgstrom</b>
July 14, 2022	Caps signed <b>Dylan Strome</b>
July 14, 2022	Caps re-signed <b>Matt Irwin</b>
July 20, 2022	Caps signed <b>Gabriel Carlsson</b>
July 25, 2022	Caps name <b>Scott Allen</b> as an assistant coach
Oct. 16, 2022	Caps signed <b>Sonny Milano</b>
Nov. 5, 2022	Caps claimed <b>Nicolas Aube-Kubel</b> off waivers from Toronto
Feb. 3, 2023	Caps re-signed <b>Dylan Strome</b>
Feb. 4, 2023	Caps re-signed <b>Sonny Milano</b>
Feb. 23, 2023	Caps acquired a first-round pick in the 2023 NHL Draft, a second-round pick in the 2025 NHL Draft, a third-round pick in the 2024 NHL Draft and Craig Smith from Boston for Dmitry Orlov and Garnet Hathaway
Feb. 28, 2023	Caps acquired a third-round pick in the 2024 NHL Draft from Minnesota for Marcus Johansson
Feb. 28, 2023	Caps acquired <b>Rasmus Sandin</b> from Toronto for Erik Gustafsson and Boston's first-round pick in the 2023 NHL Draft
Feb. 28, 2023	Caps re-signed <b>Nick Jensen</b>
March 1, 2023	Caps acquired a second-round pick in the 2025 NHL Draft from Colorado for Lars Eller
March 1, 2023	Caps signed <b>Ryan Hofer</b>
March 2, 2023	Caps signed <b>Ethen Frank</b>
March 3, 2023	Caps re-signed <b>Nicolas Aube-Kubel</b>
March 11, 2023	Caps re-signed <b>Trevor van Riemsdyk</b>
April 7, 2023	Caps signed <b>Mitchell Gibson</b>
April 14, 2023	Caps announced team and head coach <b>Peter Laviolette</b> agreed to mutually part ways
April 17, 2023	Caps announced team and assistant coaches <b>Kevin McCarthy</b> and <b>Blaine Forsythe</b> agreed to mutually part ways
April 27, 2023	Caps signed <b>Hardy Häman Aktell</b>
May 1, 2023	Caps signed <b>Ivan Miroshnichenko</b>
May 2, 2023	Caps re-signed <b>Alex Alexeyev</b>
May 5, 2023	Caps re-signed <b>Michael Sgarbossa</b>

# All-Time Transactions

DATE	TRANSACTION
May 18, 2023	Caps extend ECHL affiliation agreement with the South Carolina Stingrays through the 2025-26 season
May 30, 2023	Caps named <b>Spencer Carbery</b> head coach
June 22, 2023	Caps named <b>Mitch Love</b> as an assistant coach
July 20, 2023	Caps named <b>Kirk Muller</b> as an assistant coach and <b>Kenny McCudden</b> as an assistant/skills coach
July 20, 2023	Caps promoted <b>Zack Leddon</b> to head strength coach and named <b>Mike Wagner</b> as assistant strength coach
July 1, 2023	Caps acquired <b>Joel Edmondson</b> from Montreal for a third-round pick (originally acquired from Minnesota) and seventh-round pick in the 2024 NHL Draft
July 1, 2023	Caps signed <b>Max Pacioretty</b>
July 2, 2023	Caps re-signed <b>Hunter Shepard</b>
July 2, 2023	Caps re-signed <b>Dylan McIlrath</b>
July 2, 2023	Caps signed <b>Pierrick Dubé</b>
July 2, 2023	Caps signed <b>Matthew Phillips</b>
July 3, 2023	Caps signed <b>Alex Limoges</b>
July 4, 2023	Caps re-signed <b>Martin Fehervary</b>
July 4, 2023	Caps re-signed <b>Riley Sutter</b>
July 5, 2023	Caps signed <b>Chase Priskie</b>
July 6, 2023	Caps signed <b>Andrew Cristall</b>
Aug. 4, 2023	Caps re-signed <b>Tom Wilson</b>
Dec. 12, 2023	Re-signed goaltender <b>Clay Stevenson</b> to a three-year contract extension
Dec. 28, 2023	Signed defenseman <b>Ethan Bear</b> to a two-year, \$4.125 million contract
Jan. 19, 2024	Re-signed forward <b>Aliaksei Protas</b> to a five-year, \$16.875 million contract extension
Feb. 15, 2024	Placed forward <b>Matthew Phillips</b> on waivers
March 1, 2024	Signed forward <b>Zac Funk</b> to a three-year entry-level contract
March 5, 2024	Claimed forward <b>Matthew Phillips</b> off waivers from Pittsburgh and loaned him to AHL Hershey
March 5, 2024	Acquired a 2024 second-round pick and a 2026 fourth-round pick from Vegas for forward Anthony Mantha
March 6, 2024	Re-signed defenseman <b>Rasmus Sandin</b> to a five-year, \$23 million contract extension
March 7, 2024	Acquired a 2024 third-round pick and a 2025 fifth-round pick from Toronto for defenseman Joel Edmondson
March 8, 2024	Acquired a 2025 third-round pick from Carolina for forward Evgeny Kuznetsov
June 19, 2024	Acquired forward <b>Pierre-Luc Dubois</b> from the Los Angeles Kings for goaltender Darcy Kuemper
June 27, 2024	Acquired forward <b>Andrew Mangiapane</b> from the Calgary Flames for a second-round pick in the 2025 NHL Draft (originally from Colorado)
June 29, 2024	Acquired goaltender <b>Logan Thompson</b> from the Vegas Golden Knights for a third-round pick in the 2024 NHL Draft (originally from the NY Islanders) and Washington's own third-round pick in the 2025 NHL Draft
June 29, 2024	Acquired a second-round pick (43rd overall) in the 2024 NHL Draft from the Buffalo Sabres for forward Beck Malenstyn
July 1, 2024	Acquired defenseman <b>Jakob Chychrun</b> from the Ottawa Senators for defenseman Nick Jensen and Washington's third-round pick in the 2026 NHL Draft
July 1, 2024	Re-signed forward <b>Connor McMichael</b> to a two-year, \$4.2 million contract extension
July 1, 2024	Re-signed goaltender <b>Mitchell Gibson</b> to a one-year, two-way contract (\$775,000/\$100,000)
July 1, 2024	Re-signed defenseman <b>Chase Priskie</b> to a one-year, two-way contract (775,000/\$400,000)
July 1, 2024	Re-signed forward <b>Ethen Frank</b> to a two-year, \$1.55 million contract
July 1, 2024	Signed forward <b>Brandon Duhaime</b> to a two-year, \$3.7 million contract
July 1, 2024	Signed defenseman <b>Matt Roy</b> to a six-year, \$34.5 million contract
July 1, 2024	Signed forward <b>Taylor Raddysh</b> to a one-year, \$1 million contract
July 2, 2024	Signed forward <b>Luke Philp</b> to a one-year, two-way contract (\$775,000/\$375,000)
July 2, 2024	Signed forward <b>Spencer Smallman</b> to a one-year, two-way contract (\$775,000/\$350,000)
July 3, 2024	Re-signed forward <b>Riley Sutter</b> to a one-year, two-way contract (\$775,000/\$150,000)
July 3, 2024	Re-signed defenseman <b>Hardy Häman Aktell</b> to a one-year, two-way contract (775,000/\$350,000)
July 4, 2024	Re-signed forward <b>Alex Limoges</b> to a one-year, two-way contract (\$775,000/\$300,000)
July 5, 2024	Signed forward <b>Terik Parascak</b> to a three-year entry-level contract
July 6, 2024	Signed defenseman <b>Cam Allen</b> to a three-year entry-level contract
July 8, 2024	Promoted <b>Chris Patrick</b> to senior vice president and general manager
July 10, 2024	Loaned forward <b>Ludwig Persson</b> to Jukurit of Liiga (Finland-1)
July 11, 2024	Signed defenseman <b>Leon Muggli</b> to a three-year entry-level contract
Aug. 6, 2024	Loaned defenseman <b>Leon Muggli</b> to EV Zug of the Swiss National League (NL)
Sept. 27, 2024	Signed forward <b>Eriks Mateiko</b> to a three-year entry-level contract
Oct. 8, 2024	Signed forward <b>Jakub Vrana</b> to a one-year, one-way \$775,000 contract

# All-Time Record vs. NHL Franchises

TEAM	GP	W	L	T	OT	PTS	PCT	GF	GA
Anaheim	45	23	19	1	2	49	.544	122	135
Arizona	87	38	33	12	4	92	.529	292	266
Boston	180	72	78	21	9	174	.483	503	571
Buffalo	180	69	88	15	8	161	.447	492	614
Calgary	105	45	44	13	3	106	.505	332	366
Carolina	189	105	60	14	10	234	.619	578	512
Chicago	106	49	43	11	3	112	.528	360	353
Colorado	93	47	36	9	1	104	.559	326	289
Columbus	54	34	13	1	6	75	.694	169	143
Dallas	107	34	51	16	6	90	.421	300	366
Detroit	129	59	48	16	6	140	.543	412	395
Edmonton	83	41	33	6	3	91	.548	280	289
Florida	137	67	47	9	14	157	.573	404	369
Los Angeles	120	45	59	13	3	106	.442	404	432
Minnesota	31	16	13	0	2	34	.548	80	77
Montreal	180	80	76	17	7	184	.511	489	566
Nashville	37	16	17	1	3	36	.486	105	113
New Jersey	237	127	79	13	18	285	.601	793	666
NY Islanders	242	124	98	13	7	268	.554	745	765
NY Rangers	244	117	101	18	8	260	.533	820	802
Ottawa	107	56	39	5	7	124	.579	337	320
Philadelphia	242	99	112	19	12	229	.473	737	809
Pittsburgh	247	108	109	16	14	246	.498	863	875
St. Louis	106	46	46	12	2	106	.500	341	361
San Jose	51	19	27	1	4	43	.422	140	157
Seattle	6	3	2	0	1	7	.583	16	16
Tampa Bay	140	86	36	6	12	190	.679	475	365
Toronto	158	77	64	10	7	171	.541	532	531
Vancouver	105	52	41	9	3	116	.552	338	328
Vegas	12	3	7	0	2	8	.333	29	37
Winnipeg	99	56	29	5	9	126	.636	315	268

	HOME								AWAY							
	GP	W	L	T	OT	PTS	PCT.	GP	W	L	T	OT	PTS	PCT.		
Anaheim	23	12	10	0	1	25	.543	22	11	9	1	1	24	.545		
Arizona	44	25	12	5	2	57	.648	43	13	21	7	2	35	.407		
Boston	90	38	35	12	5	93	.517	90	34	43	9	4	81	.450		
Buffalo	90	37	39	9	5	88	.489	90	32	49	6	3	73	.406		
Calgary	54	29	16	6	3	67	.620	51	16	28	7	0	39	.382		
Carolina	94	56	29	4	5	121	.644	95	49	31	10	5	113	.595		
Chicago	53	31	15	5	2	69	.651	53	18	28	6	1	43	.406		
Colorado	46	25	16	4	1	55	.598	47	22	20	5	0	49	.521		
Columbus	27	17	5	1	4	39	.722	27	17	8	0	2	36	.667		
Dallas	53	17	24	8	4	46	.434	54	17	27	8	2	44	.407		
Detroit	63	33	23	5	2	73	.579	66	26	25	11	4	67	.508		
Edmonton	41	26	12	2	1	55	.671	42	15	21	4	2	36	.429		
Florida	68	36	19	5	8	85	.625	69	31	28	4	6	72	.522		
Los Angeles	59	26	25	7	1	60	.508	61	19	34	6	2	46	.377		
Minnesota	15	10	5	0	0	20	.667	16	6	8	0	2	14	.438		
Montreal	89	42	35	9	3	96	.539	91	38	41	8	4	88	.484		
Nashville	18	9	7	0	2	20	.556	19	7	10	1	1	16	.421		
New Jersey	120	72	31	6	11	161	.671	117	55	48	7	7	124	.530		
NY Islanders	121	63	43	11	4	141	.583	121	61	55	2	3	127	.525		
NY Rangers	121	65	43	9	4	143	.591	123	52	58	9	4	117	.476		
Ottawa	54	32	14	4	4	72	.667	53	24	25	1	3	52	.491		
Philadelphia	118	54	47	13	4	125	.530	124	45	65	6	8	104	.419		
Pittsburgh	126	61	49	9	7	138	.548	121	47	60	7	7	108	.446		
St. Louis	52	27	21	4	0	58	.558	54	19	25	8	2	48	.444		
San Jose	26	9	13	0	4	22	.423	25	10	14	1	0	21	.420		
Seattle	3	2	1	0	0	4	.667	3	1	1	0	1	3	.500		
Tampa Bay	71	48	12	4	7	107	.754	69	38	24	2	5	83	.601		
Toronto	81	48	26	4	3	103	.636	77	29	38	6	4	68	.442		
Vancouver	53	29	18	4	2	64	.604	52	23	23	5	1	52	.500		
Vegas	6	3	2	0	1	7	.583	6	0	5	0	1	1	.083		
Winnipeg	49	34	9	3	3	74	.755	50	22	20	2	6	52	.520		

# Game-by-Game Results by team

**ANAHEIM DUCKS**

**Lead, 23-19-1-2**  
**Home: 12-10-0-1**  
**Away: 11-9-1-1**

10/29/93 ..... W, 5-2 ..... A  
 12/30/93 ..... W, 3-0 ..... H  
 11/29/95 ..... T, 2-2\* ..... A  
 12/13/96 ..... L, 4-5 ..... A  
 3/19/96 ..... L, 1-2 ..... H  
 12/12/97 ..... L, 4-6 ..... A  
 2/28/97 ..... L, 1-4 ..... H  
 1/1/98 ..... W, 3-2 ..... H  
 10/10/98 ..... W, 1-0 ..... H  
 12/11/98 ..... L, 0-1 ..... A  
 10/19/99 ..... L, 1-7 ..... H  
 10/28/99 ..... L, 2-5 ..... A  
 2/9/01 ..... W, 4-3 ..... A  
 3/13/01 ..... L, 4-6 ..... H  
 10/12/01 ..... L, 1-2 ..... A  
 11/17/01 ..... W, 4-1 ..... H  
 12/11/02 ..... L, 0-3 ..... A  
 10/29/03 ..... L, 2-4 ..... H  
 1/13/06 ..... W, 3-2 ot ..... A  
 12/8/06 ..... L, 1-6 ..... H  
 11/19/08 ..... W, 6-4 ..... A  
 1/27/10 ..... W, 5-1 ..... H  
 12/15/10 ..... L, 1-2 ot ..... H  
 2/16/11 ..... W, 7-6 ..... A  
 11/11/11 ..... W, 5-4 ot ..... H  
 12/23/13 ..... L, 2-3 ..... H  
 3/18/14 ..... W, 3-2 ..... A  
 2/6/15 ..... W, 3-2 so ..... H  
 2/15/15 ..... W, 5-3 ..... A  
 3/7/16 ..... W, 2-1 so ..... A  
 4/10/16 ..... L, 0-2 ..... H  
 2/11/17 ..... W, 6-4 ..... H  
 3/12/17 ..... L, 0-5 ..... A  
 12/16/17 ..... W, 3-2 ot ..... H  
 3/6/18 ..... L, 0-4 ..... A  
 12/12/18 ..... L, 5-6 ..... H  
 2/17/19 ..... L, 2-5 ..... A  
 11/8/19 ..... W, 5-2 ..... H  
 12/6/19 ..... W, 3-2 ..... A  
 11/16/21 ..... L, 2-3 ot ..... A  
 12/6/21 ..... W, 4-3 so ..... H  
 2/23/23 ..... L, 2-4 ..... H  
 3/1/23 ..... W, 3-2 ot ..... A  
 11/30/23 ..... W, 5-4 ..... A  
 1/16/24 ..... W, 2-0 ..... H

**ARIZONA COYOTES**

**Led, 38-33-12-4**  
**Home: 25-12-5-2**  
**Away: 13-21-7-2**

11/2/79 ..... T, 1-1 ..... A  
 11/7/79 ..... W, 6-3 ..... H  
 1/22/80 ..... W, 5-4 ..... H  
 2/8/80 ..... W, 6-3 ..... A  
 10/10/80 ..... W, 4-1 ..... H  
 11/2/80 ..... T, 4-4 ..... A  
 12/31/80 ..... W, 5-3 ..... A  
 1/27/81 ..... W, 4-3 ..... H  
 12/4/81 ..... W, 7-3 ..... H  
 1/20/82 ..... L, 0-3 ..... A

2/21/82 ..... W, 6-3 ..... A  
 11/19/82 ..... T, 3-3 ..... A  
 12/7/82 ..... T, 3-3 ..... H  
 2/13/83 ..... W, 6-1 ..... H  
 10/30/83 ..... W, 7-3 ..... A  
 1/17/84 ..... W, 8-3\* ..... H  
 2/19/84 ..... L, 3-4\* ..... A  
 12/7/84 ..... L, 5-7 ..... H  
 2/3/85 ..... W, 6-2 ..... H  
 2/13/85 ..... L, 3-5 ..... A  
 10/25/85 ..... T, 7-7\* ..... A  
 12/20/85 ..... L, 4-7 ..... A  
 3/21/86 ..... W, 5-3 ..... H  
 12/13/86 ..... T, 3-3\* ..... A  
 1/13/87 ..... L, 2-3 ..... H  
 2/1/87 ..... W, 6-4 ..... H  
 10/30/87 ..... L, 2-3\* ..... A  
 1/26/88 ..... L, 2-3 ..... H  
 2/19/88 ..... W, 6-0 ..... A  
 10/23/88 ..... L, 2-3 ..... A  
 12/17/88 ..... W, 6-3 ..... H  
 3/14/89 ..... W, 6-3 ..... H  
 10/25/89 ..... L, 4-6 ..... A  
 1/10/90 ..... L, 1-6 ..... A  
 1/23/90 ..... L, 3-4 ..... H  
 10/12/90 ..... W, 3-1 ..... H  
 2/2/91 ..... L, 2-4 ..... H  
 3/8/91 ..... W, 2-1 ..... A  
 10/27/91 ..... L, 5-6 ..... A  
 12/8/91 ..... L, 3-4 ..... A  
 3/6/92 ..... T, 3-3\* ..... H  
 10/26/92 ..... L, 2-6 ..... A  
 12/11/92 ..... W, 8-6 ..... H  
 10/6/93 ..... L, 4-6 ..... H  
 4/12/94 ..... W, 4-3 ..... H  
 12/10/95 ..... W, 6-1 ..... A  
 1/16/96 ..... T, 1-1\* ..... H  
 12/17/96 ..... L, 3-4 ..... A  
 1/3/97 ..... W, 3-0 ..... H  
 10/23/97 ..... T, 3-3\* ..... A  
 3/16/98 ..... W, 2-1 ..... H  
 2/24/99 ..... L, 1-2 ..... H  
 3/25/99 ..... L, 2-4 ..... A  
 10/23/99 ..... T, 2-2\* ..... A  
 1/28/00 ..... W, 3-2\* ..... H  
 11/14/00 ..... T, 2-2\* ..... H  
 10/13/01 ..... L, 2-5 ..... A  
 11/2/01 ..... T, 2-2\* ..... H  
 12/13/02 ..... W, 4-3 ..... A  
 1/1/03 ..... OTL, 1-2\* ..... H  
 1/7/04 ..... L, 0-3 ..... H  
 1/16/06 ..... W, 6-1 ..... A  
 1/1/07 ..... L, 2-3 ..... H  
 10/23/08 ..... L, 1-2 ..... A  
 1/23/10 ..... W, 4-2 ..... H  
 2/14/11 ..... L, 2-3 ..... A  
 11/21/11 ..... W, 4-3 ..... H  
 11/9/13 ..... L, 3-4 so ..... A  
 3/8/14 ..... W, 3-2 ..... H  
 11/2/14 ..... L, 5-6 ..... H  
 11/18/14 ..... W, 2-1 ot ..... A  
 2/22/16 ..... W, 3-2 ..... H  
 4/2/16 ..... L, 0-3 ..... A  
 3/25/17 ..... W, 4-1 ..... H  
 3/31/17 ..... L, 3-6 ..... A  
 11/6/17 ..... W, 3-2 ot ..... H  
 12/22/17 ..... L, 2-3 ot ..... A

11/11/18 ..... L, 1-4 ..... H  
 12/6/18 ..... W, 4-2 ..... A  
 11/11/19 ..... L, 3-4 so ..... H  
 2/15/20 ..... L, 3-1 ..... A  
 10/29/21 ..... W, 2-0 ..... H  
 4/22/22 ..... W, 2-0 ..... A  
 11/5/22 ..... L, 2-3 ..... H  
 1/19/23 ..... W, 4-0 ..... A  
 12/4/23 ..... L, 0-6 ..... A  
 3/3/24 ..... L, 2-5 ..... H

**BOSTON BRUINS**

**Trail, 72-78-21-9**  
**Home: 38-35-12-5**  
**Away: 34-43-9-4**

11/7/74 ..... L, 4-10 ..... A  
 12/14/74 ..... L, 1-12 ..... A  
 1/7/75 ..... T, 3-3 ..... H  
 3/4/75 ..... L, 0-8 ..... H  
 3/22/75 ..... L, 2-8 ..... A  
 12/4/75 ..... L, 2-3 ..... A  
 12/17/75 ..... L, 2-3 ..... H  
 1/11/76 ..... L, 4-7 ..... H  
 2/27/76 ..... T, 3-3 ..... H  
 3/7/76 ..... L, 3-4 ..... A  
 11/18/76 ..... L, 2-3 ..... A  
 11/19/76 ..... L, 1-4 ..... H  
 12/5/76 ..... T, 5-5 ..... A  
 1/11/77 ..... L, 2-3 ..... H  
 2/6/77 ..... L, 2-5 ..... A  
 11/24/77 ..... L, 0-6 ..... A  
 12/27/77 ..... L, 3-6 ..... H  
 1/19/78 ..... L, 1-4 ..... A  
 1/27/78 ..... L, 2-5 ..... H  
 3/28/78 ..... T, 4-4 ..... H  
 11/9/78 ..... L, 2-6 ..... A  
 11/25/78 ..... T, 5-5 ..... H  
 12/14/78 ..... L, 2-5 ..... A  
 3/31/79 ..... L, 1-4 ..... H  
 10/13/79 ..... L, 2-5 ..... H  
 11/15/79 ..... L, 2-3 ..... A  
 3/12/80 ..... W, 6-4 ..... H  
 3/16/80 ..... T, 3-3 ..... A  
 11/22/80 ..... T, 2-2 ..... H  
 12/7/80 ..... L, 3-7 ..... A  
 3/13/81 ..... L, 1-7 ..... H  
 4/2/81 ..... W, 3-2 ..... A  
 10/11/81 ..... L, 3-6 ..... A  
 12/23/81 ..... L, 4-7 ..... H  
 1/23/82 ..... L, 1-3 ..... A  
 12/12/82 ..... W, 4-3 ..... H  
 3/13/83 ..... W, 6-4 ..... H  
 3/17/83 ..... W, 2-1 ..... A  
 11/13/83 ..... L, 2-4 ..... A  
 12/4/83 ..... L, 1-4 ..... H  
 3/11/84 ..... W, 2-1 ..... A  
 12/1/84 ..... W, 5-4\* ..... A  
 1/1/85 ..... W, 5-1 ..... H  
 3/10/85 ..... L, 2-3 ..... H  
 11/16/85 ..... T, 2-2\* ..... A  
 2/27/86 ..... W, 2-1 ..... A  
 3/25/86 ..... W, 6-3 ..... H  
 11/26/86 ..... T, 2-2\* ..... H  
 3/7/87 ..... L, 2-3\* ..... A  
 3/22/87 ..... W, 4-3 ..... H  
 10/8/87 ..... L, 3-4 ..... A

11/25/87 ..... W, 4-1 ..... H  
 3/13/88 ..... W, 3-0 ..... A  
 12/3/88 ..... T, 1-1\* ..... H  
 1/15/89 ..... L, 3-4 ..... H  
 3/9/89 ..... W, 7-2 ..... A  
 11/10/89 ..... L, 3-5 ..... H  
 12/9/89 ..... W, 7-3 ..... A  
 1/6/90 ..... L, 3-5 ..... A  
 11/11/90 ..... L, 3-5 ..... H  
 1/5/91 ..... W, 5-3 ..... A  
 3/24/91 ..... T, 3-3\* ..... H  
 11/22/91 ..... W, 6-3 ..... H  
 2/29/92 ..... T, 5-5\* ..... A  
 3/1/92 ..... L, 1-4 ..... H  
 11/25/92 ..... W, 6-2 ..... H  
 12/19/92 ..... L, 3-4 ..... A  
 2/27/93 ..... L, 4-5\* ..... A  
 1/2/94 ..... L, 2-8 ..... A  
 1/25/94 ..... L, 1-3 ..... H  
 3/7/94 ..... L, 3-6 ..... A  
 3/27/94 ..... L, 4-6 ..... H  
 2/11/95 ..... T, 1-1\* ..... A  
 3/7/95 ..... W, 3-1 ..... A  
 4/2/95 ..... W, 2-1 ..... H  
 10/26/95 ..... W, 4-2 ..... A  
 11/7/95 ..... L, 3-4 ..... H  
 3/2/96 ..... W, 2-0 ..... A  
 3/15/96 ..... L, 2-5 ..... H  
 11/19/96 ..... T, 2-2\* ..... H  
 12/21/96 ..... L, 3-4 ..... A  
 1/20/97 ..... W, 3-2 ..... A  
 2/24/97 ..... T, 3-3\* ..... H  
 11/6/97 ..... L, 0-2 ..... A  
 11/29/97 ..... T, 1-1\* ..... A  
 1/25/98 ..... W, 4-1 ..... H  
 3/3/98 ..... L, 0-3 ..... H  
 11/21/98 ..... L, 4-5\* ..... H  
 12/28/98 ..... W, 5-1 ..... H  
 2/27/99 ..... L, 3-4 ..... A  
 3/21/99 ..... L, 1-4 ..... H  
 11/20/99 ..... W, 3-0 ..... A  
 12/2/99 ..... T, 2-2\* ..... H  
 2/8/00 ..... T, 2-2\* ..... A  
 2/25/00 ..... L, 0-3 ..... H  
 10/26/00 ..... L, 1-4 ..... A  
 12/1/00 ..... W, 3-2 ..... H  
 12/2/00 ..... W, 2-0 ..... A  
 1/5/01 ..... T, 1-1\* ..... H  
 10/8/01 ..... L, 0-4 ..... A  
 12/13/01 ..... W, 2-1\* ..... H  
 1/5/02 ..... L, 4-7 ..... A  
 1/14/02 ..... W, 1-0 ..... H  
 10/30/02 ..... L, 2-7 ..... H  
 12/19/02 ..... W, 5-3 ..... H  
 1/20/03 ..... T, 3-3\* ..... A  
 3/8/03 ..... OTL, 4-5\* ..... A  
 11/20/03 ..... L, 2-3 ..... A  
 12/11/03 ..... W, 6-5 ..... H  
 12/29/03 ..... L, 1-3 ..... H  
 4/1/04 ..... T, 3-3\* ..... A  
 12/27/05 ..... L, 3-4 ot ..... H  
 1/23/06 ..... L, 2-3 ..... H  
 1/26/06 ..... L, 2-3 ..... A  
 4/10/06 ..... W, 2-1 ot ..... A  
 11/15/06 ..... L, 2-3 so ..... H  
 11/18/06 ..... L, 2-3 ot ..... H  
 2/6/07 ..... L, 2-3 so ..... H

3/15/07 ..... L, 3-4 so ..... A  
 1/3/08 ..... L, 0-2 ..... A  
 3/3/08 ..... W, 10-2 ..... H  
 3/8/08 ..... L, 1-2 ..... A  
 3/16/08 ..... W, 2-1 so ..... H  
 12/10/08 ..... W, 3-1 ..... H  
 1/17/09 ..... W, 2-1 ..... H  
 1/27/09 ..... L, 2-3 ot ..... A  
 2/28/09 ..... W, 4-3 ot ..... A  
 10/1/09 ..... W, 4-1 ..... A  
 2/2/10 ..... W, 4-1 ..... A  
 4/5/10 ..... W, 3-2 ot ..... H  
 4/11/10 ..... L, 3-4 so ..... H  
 10/19/10 ..... W, 4-1 ..... A  
 10/21/10 ..... L, 1-4 ..... A  
 11/5/10 ..... W, 5-3 ..... H  
 12/18/10 ..... L, 2-3 ..... A  
 1/24/12 ..... W, 5-3 ..... H  
 2/5/12 ..... L, 1-4 ..... H  
 3/10/12 ..... W, 4-3 ..... A  
 3/29/12 ..... W, 3-2 so ..... A  
 3/5/13 ..... W, 4-3 ot ..... H  
 3/16/13 ..... L, 1-4 ..... A  
 4/27/13 ..... W, 3-2 ot ..... H  
 3/1/14 ..... W, 4-2 ..... A  
 3/6/14 ..... L, 0-3 ..... A  
 3/29/14 ..... L, 2-4 ..... H  
 10/11/14 ..... W, 4-0 ..... A  
 3/15/15 ..... W, 2-0 ..... H  
 4/8/15 ..... W, 3-0 ..... H  
 11/5/15 ..... W, 4-1 ..... H  
 1/5/16 ..... W, 3-2 ..... A  
 3/5/16 ..... W, 2-1 ot ..... A  
 12/7/16 ..... W, 4-3 ot ..... H  
 2/1/17 ..... W, 5-3 ..... H  
 4/8/17 ..... W, 3-1 ..... A  
 11/4/17 ..... W, 3-2 ..... A  
 12/14/17 ..... W, 5-3 ..... H  
 12/28/17 ..... W, 4-3 so ..... H  
 10/3/18 ..... W, 7-0 ..... H  
 1/10/19 ..... W, 4-2 ..... A  
 2/3/19 ..... L, 0-1 ..... H  
 11/16/19 ..... W, 3-2 so ..... A  
 12/11/19 ..... W, 3-2 ..... H  
 12/23/19 ..... L, 3-7 ..... A  
 1/30/21 ..... W, 4-3 ot ..... H  
 2/1/21 ..... L, 3-5 ..... H  
 3/3/21 ..... W, 2-1 so ..... A  
 3/5/21 ..... L, 1-5 ..... A  
 4/8/21 ..... L, 2-4 ..... H  
 4/11/21 ..... W, 8-1 ..... A  
 4/18/21 ..... L, 3-6 ..... A  
 5/11/21 ..... W, 2-1 ..... H  
 1/10/22 ..... L, 3-7 ..... H  
 1/20/22 ..... L, 3-4 ..... A  
 4/10/22 ..... W, 4-2 ..... H  
 10/12/22 ..... L, 2-5 ..... H  
 2/11/23 ..... W, 2-1 ..... A  
 4/11/23 ..... L, 2-5 ..... A  
 2/10/24 ..... W, 3-0 ..... A  
 3/30/24 ..... L, 2-3 so ..... H  
 4/15/24 ..... W, 2-0 ..... H

**BUFFALO SABRES**

**Trail, 69-88-15-8**  
**Home: 37-39-9-5**  
**Away: 32-49-6-3**

11/20/74 ..... L, 3-7 ..... A  
 12/3/74 ..... L, 3-5 ..... H  
 12/5/74 ..... L, 2-9 ..... A  
 12/22/74 ..... L, 0-4 ..... H  
 2/21/75 ..... L, 4-9 ..... H  
 10/19/75 ..... L, 4-5 ..... A  
 12/3/75 ..... T, 4-4 ..... H  
 12/21/75 ..... L, 2-14 ..... A  
 1/15/76 ..... L, 1-3 ..... A  
 3/26/76 ..... L, 1-4 ..... H  
 10/24/76 ..... L, 1-2 ..... A  
 11/5/76 ..... L, 2-3 ..... H  
 12/26/76 ..... L, 2-5 ..... A  
 1/19/77 ..... W, 4-2 ..... A  
 3/20/77 ..... L, 2-6 ..... H  
 11/29/77 ..... L, 6-7 ..... H  
 11/20/77 ..... L, 2-4 ..... A  
 1/7/78 ..... T, 4-4 ..... H  
 2/5/78 ..... L, 1-4 ..... A  
 4/4/78 ..... W, 4-3 ..... H  
 11/11/78 ..... L, 0-2 ..... H  
 1/11/79 ..... L, 2-6 ..... A  
 2/24/79 ..... L, 4-6 ..... H  
 3/18/79 ..... T, 3-3 ..... A  
 10/11/79 ..... L, 3-6 ..... A  
 11/10/79 ..... L, 3-5 ..... H  
 11/24/79 ..... L, 1-6 ..... H  
 12/2/79 ..... L, 0-2 ..... A  
 11/8/80 ..... T, 3-3 ..... H  
 11/9/80 ..... T, 3-3 ..... A  
 1/24/81 ..... L, 4-7 ..... H  
 2/12/81 ..... L, 3-6 ..... A  
 10/7/81 ..... L, 3-5 ..... A  
 10/17/81 ..... L, 2-4 ..... H  
 2/27/81 ..... L, 2-3 ..... A  
 10/16/82 ..... L, 2-9 ..... H  
 1/14/83 ..... L, 2-4 ..... A  
 1/15/83 ..... L, 2-3 ..... H  
 10/9/83 ..... L, 2-5 ..... A  
 1/7/84 ..... L, 2-4 ..... H  
 1/25/84 ..... T, 2-2\* ..... A  
 11/16/84 ..... L, 2-3 ..... A  
 11/17/84 ..... W, 3-2 ..... H  
 3/2/85 ..... L, 0-4 ..... H  
 10/18/85 ..... W, 4-1 ..... A  
 10/19/85 ..... T, 2-2\* ..... H  
 2/23/86 ..... L, 1-4 ..... A  
 10/18/86 ..... L, 2-4 ..... H  
 1/23/87 ..... W, 3-2 ..... A  
 1/24/87 ..... L, 3-6 ..... H  
 10/11/87 ..... L, 5-6 ..... A  
 11/20/87 ..... L, 3-5 ..... A  
 1/23/88 ..... T, 3-3\* ..... H  
 10/8/88 ..... W, 6-2 ..... H  
 12/11/88 ..... W, 6-4 ..... A  
 12/30/88 ..... W, 5-3 ..... H  
 12/10/89 ..... L, 3-4 ..... A  
 1/19/90 ..... W, 6-3 ..... A  
 3/6/90 ..... T, 1-1\* ..... H  
 11/10/90 ..... L, 2-4 ..... H  
 3/26/91 ..... L, 2-4 ..... H  
 3/31/91 ..... L, 2-5 ..... A

# Game-by-Game Results by Team

10/5/91 ..... W, 3-1 ..... H  
 12/18/91 ..... T, 2-2\* ..... A  
 2/4/92 ..... L, 3-7 ..... A  
 10/17/92 ..... W, 6-4 ..... H  
 12/23/92 ..... L, 1-4 ..... A  
 1/29/93 ..... L, 3-4 ..... A  
 3/30/93 ..... W, 4-1 ..... H  
 10/16/93 ..... W, 4-3 ..... H  
 1/27/94 ..... L, 2-7 ..... A  
 2/20/94 ..... T, 3-3\* ..... H  
 4/14/94 ..... W, 3-2 ..... A  
 2/2/95 ..... L, 0-1 ..... H  
 2/7/95 ..... L, 1-2 ..... A  
 4/28/95 ..... W, 5-1 ..... H  
 12/8/95 ..... T, 2-2\* ..... A  
 1/26/96 ..... W, 1-0 ..... H  
 4/3/96 ..... W, 5-1 ..... A  
 4/13/96 ..... L, 2-3 ..... H  
 10/18/96 ..... L, 1-4 ..... H  
 2/2/97 ..... T, 2-2\* ..... A  
 3/21/97 ..... L, 1-4 ..... H  
 4/13/97 ..... W, 8-3 ..... A  
 10/3/97 ..... W, 6-2 ..... H  
 10/9/97 ..... L, 2-5 ..... A  
 11/13/97 ..... W, 3-2 ..... A  
 3/1/98 ..... L, 0-3 ..... H  
 10/23/98 ..... W, 1-0 ..... A  
 11/12/98 ..... L, 0-2 ..... H  
 2/7/99 ..... W, 3-1 ..... H  
 4/18/99 ..... L, 0-3 ..... A  
 10/8/99 ..... W, 3-2 ..... A  
 11/24/99 ..... L, 2-5 ..... A  
 3/5/00 ..... W, 2-1 ..... H  
 4/9/00 ..... T, 1-1\* ..... H  
 12/20/00 ..... T, 2-2\* ..... H  
 12/21/00 ..... W, 3-1 ..... A  
 3/17/01 ..... L, 2-3 ..... H  
 4/6/01 ..... L, 1-2 ..... A  
 11/28/01 ..... L, 2-5 ..... H  
 1/27/02 ..... OTL, 2-3\* ..... H  
 3/26/02 ..... W, 4-3\* ..... A  
 4/12/02 ..... W, 3-1 ..... A  
 12/7/02 ..... L, 3-4 ..... A  
 12/30/02 ..... W, 4-3 ..... H  
 2/26/03 ..... W, 3-2 ..... H  
 3/4/03 ..... W, 2-1 ..... A  
 11/26/03 ..... L, 2-5 ..... A  
 12/27/03 ..... L, 1-3 ..... H  
 12/31/03 ..... L, 1-7 ..... A  
 3/10/04 ..... L, 0-6 ..... H  
 10/26/05 ..... W, 3-2 ..... A  
 11/17/05 ..... L, 5-8 ..... A  
 11/27/05 ..... L, 2-3 ..... H  
 3/14/06 ..... L, 4-6 ..... H  
 12/2/06 ..... W, 7-4 ..... H  
 12/26/06 ..... L, 3-6 ..... A  
 3/21/07 ..... L, 2-5 ..... A  
 4/7/07 ..... L, 0-2 ..... H  
 10/13/07 ..... L, 3-7 ..... A  
 11/26/07 ..... L, 1-3 ..... H  
 12/14/07 ..... L, 3-5 ..... H  
 3/5/08 ..... W, 3-1 ..... A  
 11/1/08 ..... L, 0-5 ..... A  
 12/26/08 ..... W, 3-2 ..... H  
 12/30/08 ..... W, 4-2 ..... A  
 4/3/09 ..... L, 4-5 ot ..... H  
 11/25/09 ..... W, 2-0 ..... H

12/9/09 ..... L, 0-3 ..... A  
 12/23/09 ..... W, 5-2 ..... H  
 3/3/10 ..... W, 3-1 ..... A  
 11/13/10 ..... L, 2-3 ot ..... A  
 11/17/10 ..... W, 4-2 ..... H  
 2/20/11 ..... W, 2-1 ..... A  
 4/2/11 ..... W, 5-4 ot ..... H  
 11/26/11 ..... L, 1-5 ..... A  
 12/26/11 ..... L, 2-4 ..... A  
 2/30/11 ..... W, 2-1 ..... H  
 3/27/12 ..... L, 1-5 ..... H  
 1/27/13 ..... W, 3-2 ..... H  
 3/17/13 ..... W, 5-3 ..... H  
 3/30/13 ..... W, 4-3 so ..... A  
 12/29/13 ..... L, 1-2 so ..... A  
 1/12/14 ..... L, 1-2 so ..... H  
 1/28/14 ..... W, 5-4 ot ..... A  
 12/12/14 ..... L, 1-2 ..... H  
 3/7/15 ..... W, 6-1 ..... H  
 3/16/15 ..... W, 4-3 so ..... A  
 12/28/15 ..... W, 2-0 ..... A  
 12/30/15 ..... W, 2-0 ..... H  
 1/16/16 ..... L, 1-4 ..... A  
 11/25/16 ..... W, 3-1 ..... H  
 12/5/16 ..... W, 3-2 ot ..... H  
 12/9/16 ..... W, 4-1 ..... A  
 11/7/17 ..... L, 1-3 ..... A  
 2/19/18 ..... W, 3-2 ..... A  
 2/24/18 ..... W, 5-1 ..... H  
 12/15/18 ..... W, 4-3 so ..... H  
 12/21/18 ..... W, 2-1 ..... H  
 2/23/19 ..... L, 2-5 ..... A  
 11/1/19 ..... W, 6-1 ..... H  
 3/9/20 ..... L, 2-3 so ..... A  
 1/14/21 ..... W, 6-4 ..... A  
 1/15/21 ..... W, 2-1 ..... A  
 1/22/21 ..... W, 4-3 so ..... H  
 1/24/21 ..... L, 3-4 so ..... H  
 2/18/21 ..... W, 3-1 ..... H  
 3/15/21 ..... W, 6-0 ..... A  
 4/9/21 ..... W, 4-3 ..... A  
 4/15/21 ..... L, 2-5 ..... H  
 11/8/21 ..... W, 5-3 ..... H  
 12/11/21 ..... W, 3-2 so ..... A  
 3/25/22 ..... W, 4-3 so ..... H  
 1/3/23 ..... L, 4-5 ot ..... H  
 2/26/23 ..... L, 4-7 ..... A  
 3/15/23 ..... W, 5-4 ..... so H  
 11/22/23 ..... W, 4-3 ot ..... H  
 4/2/24 ..... L, 2-6 ..... A  
 4/11/24 ..... L, 2-4 ..... A

## CALIFORNIA GOLDEN SEALS

**Trail, 3-6-1**  
**Home: 1-4-0**  
**Away: 2-2-1**

11/19/74 ..... W, 6-4 ..... H  
 12/1/74 ..... L, 2-5 ..... H  
 12/20/74 ..... L, 2-5 ..... A  
 2/5/75 ..... L, 1-5 ..... A  
 3/28/75 ..... W, 5-3 ..... A  
 10/17/75 ..... T, 3-3 ..... A  
 11/21/75 ..... L, 0-2 ..... H  
 1/2/76 ..... L, 5-8 ..... H

1/9/76 ..... L, 0-5 ..... H  
 1/28/76 ..... W, 4-2 ..... A

## CALGARY FLAMES

**Lead, 45-44-13-3**  
**Home: 29-16-6-3**  
**Away: 16-28-7-0**

11/12/74 ..... T, 2-2 ..... H  
 11/13/74 ..... L, 3-4 ..... A  
 1/5/75 ..... L, 0-3 ..... A  
 3/23/75 ..... L, 0-5 ..... H  
 11/14/75 ..... L, 1-4 ..... H  
 12/9/75 ..... L, 1-7 ..... A  
 3/12/76 ..... L, 1-4 ..... A  
 3/28/76 ..... L, 1-3 ..... H  
 10/5/76 ..... W, 6-5 ..... H  
 11/27/76 ..... L, 0-7 ..... A  
 11/24/76 ..... L, 2-6 ..... A  
 3/6/77 ..... L, 2-4 ..... H  
 10/26/77 ..... W, 6-2 ..... A  
 11/23/77 ..... T, 2-2 ..... H  
 12/10/77 ..... L, 1-5 ..... A  
 4/9/78 ..... W, 4-2 ..... H  
 10/13/78 ..... T, 3-3 ..... H  
 10/14/78 ..... L, 3-6 ..... H  
 11/14/78 ..... W, 8-7 ..... H  
 2/20/79 ..... L, 3-5 ..... A  
 11/18/79 ..... L, 2-4 ..... H  
 10/1/80 ..... L, 2-4 ..... A  
 2/21/80 ..... L, 0-3 ..... A  
 4/5/80 ..... T, 4-4 ..... H  
 11/20/80 ..... W, 4-2 ..... H  
 1/8/81 ..... L, 0-6 ..... A  
 2/5/81 ..... L, 2-5 ..... A  
 3/3/81 ..... L, 3-6 ..... H  
 12/2/81 ..... W, 9-3 ..... H  
 2/11/82 ..... W, 5-3 ..... A  
 3/5/82 ..... W, 8-6 ..... H  
 11/16/82 ..... W, 5-3 ..... H  
 11/23/82 ..... L, 3-6 ..... A  
 2/24/83 ..... W, 4-2 ..... H  
 12/8/83 ..... W, 4-3 ..... H  
 1/15/84 ..... L, 2-3 ..... A  
 2/8/84 ..... W, 6-1 ..... H  
 10/25/84 ..... L, 3-5 ..... A  
 10/30/84 ..... W, 4-3\* ..... H  
 2/14/85 ..... W, 4-3 ..... A  
 10/23/85 ..... L, 2-4 ..... A  
 11/9/85 ..... L, 4-5 ..... H  
 1/14/86 ..... L, 3-4 ..... H  
 11/1/86 ..... L, 1-4 ..... A  
 2/22/87 ..... W, 5-2 ..... H  
 3/10/87 ..... L, 3-6 ..... A  
 12/8/87 ..... L, 4-5 ..... H  
 1/10/88 ..... L, 2-8 ..... A  
 2/14/88 ..... W, 5-4\* ..... H  
 10/28/88 ..... T, 2-2\* ..... A  
 2/11/89 ..... L, 1-2 ..... H  
 2/20/89 ..... L, 2-6 ..... A  
 10/14/89 ..... T, 4-4\* ..... H  
 10/23/89 ..... T, 3-3\* ..... A  
 3/25/90 ..... W, 4-1 ..... H  
 10/27/90 ..... L, 4-9 ..... A  
 1/11/91 ..... W, 4-2 ..... H  
 1/25/91 ..... L, 3-2 ..... A  
 12/10/91 ..... W, 4-1 ..... H

2/1/92 ..... W, 5-2 ..... H  
 2/13/92 ..... T, 4-4\* ..... A  
 10/30/92 ..... W, 3-1 ..... A  
 2/2/93 ..... L, 4-6 ..... H  
 10/25/93 ..... L, 2-3\* ..... A  
 3/6/94 ..... T, 4-4\* ..... H  
 2/8/96 ..... T, 4-4\* ..... A  
 2/13/96 ..... W, 3-2 ..... H  
 2/7/97 ..... L, 2-5 ..... A  
 3/4/97 ..... W, 2-1 ..... H  
 3/9/98 ..... W, 5-2 ..... H  
 3/26/98 ..... L, 2-3 ..... A  
 10/30/98 ..... T, 0-0\* ..... H  
 3/13/99 ..... L, 4-5\* ..... H  
 1/26/00 ..... W, 2-1 ..... H  
 2/13/01 ..... T, 4-4\* ..... A  
 3/6/02 ..... W, 3-2 ..... H  
 11/27/02 ..... W, 4-2 ..... H  
 3/20/03 ..... W, 4-1 ..... A  
 1/14/04 ..... T, 3-3\* ..... H  
 10/30/06 ..... W, 4-2 ..... A  
 3/12/08 ..... W, 3-2 ..... H  
 10/21/08 ..... L, 1-2 ..... A  
 3/28/10 ..... L, 3-5 ..... H  
 10/30/10 ..... W, 7-2 ..... H  
 1/3/12 ..... W, 3-1 ..... H  
 10/3/13 ..... W, 5-4 so ..... H  
 10/26/13 ..... L, 2-5 ..... A  
 10/15/14 ..... W, 3-1 ..... A  
 11/4/14 ..... L, 3-4 ot ..... H  
 10/20/15 ..... W, 6-2 ..... A  
 11/13/15 ..... L, 2-3 ot ..... H  
 10/30/16 ..... W, 3-1 ..... A  
 3/21/17 ..... W, 4-2 ..... H  
 10/29/17 ..... L, 1-4 ..... A  
 11/20/17 ..... L, 1-2 ..... H  
 10/27/18 ..... W, 4-3 so ..... H  
 2/1/19 ..... W, 4-3 ..... H  
 10/22/19 ..... W, 5-3 ..... A  
 11/3/19 ..... W, 4-2 ..... H  
 10/23/21 ..... L, 3-4 ot ..... H  
 8/18/22 ..... W, 5-4 ..... A  
 11/25/22 ..... W, 3-0 ..... H  
 12/3/22 ..... L, 2-5 ..... A  
 10/16/23 ..... W, 3-2 so ..... H  
 3/18/24 ..... W, 5-2 ..... A

## CAROLINA HURRICANES

**Lead, 105-60-14-10**  
**Home: 56-29-4-5**  
**Away: 49-31-10-5**

12/4/79 ..... T, 3-3 ..... H  
 12/19/79 ..... L, 4-5 ..... A  
 1/4/80 ..... W, 6-3 ..... A  
 3/8/80 ..... W, 9-5 ..... H  
 11/15/80 ..... W, 8-4 ..... A  
 1/18/81 ..... W, 3-2 ..... H  
 3/11/81 ..... W, 5-2 ..... A  
 3/27/81 ..... L, 3-5 ..... H  
 11/14/81 ..... W, 4-0 ..... A  
 11/28/81 ..... L, 2-6 ..... A  
 2/27/82 ..... W, 7-1 ..... H  
 11/7/82 ..... W, 6-2 ..... H  
 12/30/82 ..... T, 4-4 ..... A  
 3/16/83 ..... W, 5-4 ..... H  
 10/19/83 ..... L, 0-3 ..... A

2/26/84 ..... W, 4-3 ..... A  
 3/7/84 ..... W, 4-2 ..... H  
 12/29/84 ..... W, 3-2 ..... H  
 3/27/85 ..... L, 1-3 ..... H  
 4/4/85 ..... L, 0-2 ..... A  
 2/2/86 ..... W, 5-4 ..... A  
 3/29/86 ..... T, 6-6\* ..... A  
 4/3/86 ..... W, 4-2 ..... H  
 12/30/86 ..... L, 1-3 ..... H  
 1/17/87 ..... W, 6-1 ..... A  
 2/6/87 ..... L, 2-5 ..... H  
 10/16/87 ..... W, 6-2 ..... H  
 11/21/87 ..... W, 4-3 ..... A  
 12/9/87 ..... L, 4-5 ..... H  
 11/18/88 ..... W, 3-2 ..... H  
 2/3/89 ..... W, 1-0 ..... H  
 3/18/89 ..... W, 8-2 ..... A  
 10/11/89 ..... L, 2-4 ..... A  
 12/16/89 ..... W, 5-2 ..... A  
 3/2/90 ..... L, 3-4 ..... H  
 11/17/90 ..... L, 2-4 ..... A  
 12/15/90 ..... L, 2-3 ..... H  
 3/12/91 ..... L, 2-3 ..... H  
 11/23/91 ..... W, 3-2 ..... A  
 1/4/92 ..... T, 2-2\* ..... A  
 3/24/92 ..... L, 2-8 ..... H  
 11/7/92 ..... W, 6-2 ..... A  
 12/16/92 ..... L, 3-6 ..... A  
 12/18/92 ..... W, 4-3 ..... H  
 3/19/93 ..... W, 5-2 ..... H  
 12/7/93 ..... L, 1-6 ..... H  
 12/18/93 ..... L, 1-4 ..... A  
 2/27/94 ..... W, 3-1 ..... A  
 3/22/94 ..... W, 4-1 ..... H  
 1/21/95 ..... T, 1-1\* ..... A  
 3/20/95 ..... W, 5-0 ..... A  
 3/26/95 ..... L, 3-4\* ..... H  
 4/21/95 ..... W, 6-3 ..... H  
 11/25/95 ..... W, 4-2 ..... A  
 12/30/95 ..... W, 3-0 ..... H  
 1/3/96 ..... L, 0-2 ..... A  
 3/23/96 ..... T, 2-2\* ..... H  
 1/1/97 ..... W, 3-2\* ..... H  
 1/4/97 ..... T, 1-1\* ..... A  
 2/22/97 ..... L, 0-2 ..... A  
 3/16/97 ..... W, 5-3 ..... H  
 12/20/97 ..... W, 2-1 ..... A  
 3/18/98 ..... W, 1-0 ..... H  
 4/18/98 ..... W, 4-3 ..... A  
 4/19/98 ..... W, 2-1 ..... H  
 11/6/98 ..... L, 2-3 ..... H  
 1/16/99 ..... W, 3-2\* ..... A  
 2/5/99 ..... W, 4-1 ..... H  
 2/18/99 ..... T, 2-2\* ..... A  
 4/14/99 ..... L, 0-3 ..... A  
 11/7/99 ..... L, 2-3 ..... A  
 11/19/99 ..... T, 3-3\* ..... H  
 2/3/00 ..... W, 2-1 ..... H  
 2/21/00 ..... T, 1-1\* ..... A  
 3/17/00 ..... W, 4-2 ..... H  
 10/7/00 ..... T, 3-3\* ..... A  
 2/24/01 ..... W, 2-1 ..... A  
 3/15/01 ..... L, 0-3 ..... H  
 3/28/01 ..... W, 7-0 ..... H  
 3/30/01 ..... OTL, 3-4\* ..... A  
 11/8/01 ..... L, 3-2 ..... H  
 11/30/01 ..... W, 6-2 ..... H

12/2/01 ..... W, 4-3\* ..... A  
 12/30/01 ..... T, 5-5\* ..... H  
 3/8/02 ..... T, 2-2\* ..... A  
 10/17/02 ..... W, 2-1 ..... A  
 1/10/03 ..... W, 4-1 ..... A  
 1/22/03 ..... W, 5-3 ..... H  
 2/14/03 ..... L, 1-3 ..... A  
 3/2/03 ..... W, 2-0 ..... H  
 11/12/03 ..... W, 7-1 ..... H  
 11/15/03 ..... W, 2-1 ..... A  
 1/9/04 ..... W, 4-1 ..... H  
 1/29/04 ..... W, 5-3 ..... A  
 2/12/04 ..... T, 3-3\* ..... A  
 2/25/04 ..... L, 1-2 ..... H  
 10/12/05 ..... L, 2-7 ..... A  
 10/22/05 ..... L, 0-4 ..... H  
 1/21/06 ..... W, 5-2 ..... H  
 3/25/06 ..... W, 2-1 ..... A  
 3/29/06 ..... W, 5-1 ..... A  
 4/3/06 ..... L, 5-6 ot ..... A  
 4/5/06 ..... L, 3-4 so ..... H  
 4/7/06 ..... L, 3-4 ..... H  
 10/7/06 ..... W, 5-2 ..... H  
 11/9/06 ..... L, 0-5 ..... A  
 11/17/06 ..... L, 1-4 ..... H  
 1/18/07 ..... W, 5-2 ..... A  
 1/26/07 ..... L, 2-6 ..... A  
 1/27/07 ..... W, 7-3 ..... H  
 3/9/07 ..... L, 0-3 ..... H  
 3/22/07 ..... L, 3-4 ..... A  
 10/6/07 ..... W, 2-0 ..... H  
 11/5/07 ..... L, 0-5 ..... A  
 11/24/07 ..... W, 5-2 ..... H  
 11/30/07 ..... L, 3-4 ..... A  
 2/8/08 ..... L, 1-2 ..... H  
 2/23/08 ..... L, 3-6 ..... A  
 3/25/08 ..... W, 3-2 so ..... A  
 4/1/08 ..... W, 4-1 ..... H  
 11/6/08 ..... W, 3-2 ..... H  
 11/12/08 ..... W, 5-1 ..... A  
 12/7/08 ..... L, 1-3 ..... A  
 3/3/09 ..... L, 2-5 ..... H  
 3/14/09 ..... W, 5-4 so ..... H  
 3/21/09 ..... L, 1-4 ..... A  
 11/30/09 ..... W, 3-2 ..... A  
 12/11/09 ..... W, 4-3 ot ..... H  
 12/28/09 ..... L, 3-6 ..... H  
 3/10/10 ..... W, 4-3 ot ..... H  
 3/18/10 ..... L, 3-4 ot ..... A  
 3/25/10 ..... L, 2-3 so ..... A  
 10/27/10 ..... W, 3-0 ..... A  
 11/24/10 ..... W, 3-2 ..... A  
 12/26/10 ..... W, 3-2 ..... A  
 3/11/11 ..... W, 2-1 ..... H  
 3/29/11 ..... L, 2-3 so ..... H  
 10/8/11 ..... W, 4-3 ot ..... H  
 11/4/12 ..... W, 5-1 ..... A  
 1/15/12 ..... W, 2-1 ..... H  
 1/20/12 ..... L, 0-3 ..... A  
 2/20/12 ..... L, 0-5 ..... A  
 3/6/12 ..... L, 3-4 ot ..... H  
 2/26/13 ..... W, 3-0 ..... H  
 3/12/13 ..... L, 0-4 ..... H  
 3/14/13 ..... W, 3-2 ..... A  
 4/2/13 ..... W, 5-3 ..... A  
 4/11/13 ..... W, 3-1 ..... H

# Game-by-Game Results by Team

10/10/13 ..... L, 2-3 ..... H  
 12/3/13 ..... L, 1-4 ..... H  
 12/20/13 ..... W, 4-2 ..... A  
 1/2/14 ..... L, 3-4 ot ..... H  
 4/10/14 ..... W, 5-2 ..... A  
 11/8/14 ..... W, 4-3 ot ..... H  
 12/4/14 ..... W, 2-1 ..... A  
 2/27/15 ..... L, 0-3 ..... A  
 3/31/15 ..... W, 4-2 ..... H  
 10/17/15 ..... W, 4-1 ..... H  
 12/21/15 ..... W, 2-1 ..... A  
 12/31/15 ..... L, 2-4 ..... A  
 3/15/16 ..... W, 2-1 ot ..... H  
 11/12/16 ..... L, 1-5 ..... A  
 12/16/16 ..... W, 4-3 so ..... A  
 1/23/17 ..... W, 6-1 ..... H  
 2/7/17 ..... W, 5-0 ..... A  
 1/2/18 ..... W, 5-4 ot ..... A  
 1/11/18 ..... L, 1-3 ..... H  
 1/12/18 ..... W, 4-3 ..... A  
 3/30/18 ..... L, 1-4 ..... H  
 12/14/18 ..... W, 6-5 so ..... A  
 12/27/18 ..... W, 3-1 ..... H  
 3/26/19 ..... W, 4-1 ..... H  
 3/28/19 ..... W, 3-2 ..... A  
 10/5/19 ..... L, 2-3 ot ..... H  
 12/28/19 ..... L, 4-6 ..... A  
 1/3/20 ..... W, 4-3 ..... A  
 1/13/20 ..... W, 2-0 ..... H  
 11/28/21 ..... W, 4-2 ..... A  
 3/3/22 ..... W, 4-0 ..... H  
 3/18/22 ..... W, 4-3 so ..... A  
 3/28/22 ..... L, 1-6 ..... H  
 10/31/22 ..... L, 2-3 so ..... A  
 2/14/23 ..... L, 2-3 ..... H  
 2/18/23 ..... L, 1-4 ..... A  
 12/17/23 ..... W, 2-1 so ..... A  
 1/5/24 ..... L, 2-6 ..... H  
 3/22/24 ..... W, 7-6 so ..... H  
 4/5/24 ..... L, 2-4 ..... A

## CHICAGO BLACKHAWKS

**Lead, 49-43-11-3**  
**Home: 31-15-5-2**  
**Away: 18-28-6-1**  
**Neutral: 1-0-0-0**

10/17/74 ..... W, 4-3 ..... H  
 10/23/74 ..... L, 2-3 ..... A  
 2/22/75 ..... L, 3-10 ..... A  
 2/25/75 ..... L, 2-6 ..... H  
 10/26/75 ..... W, 7-5 ..... A  
 12/10/75 ..... L, 2-7 ..... H  
 2/8/76 ..... L, 2-4 ..... A  
 2/29/76 ..... W, 4-1 ..... H  
 10/31/76 ..... L, 4-5 ..... A  
 11/12/76 ..... L, 4-5 ..... H  
 2/9/77 ..... T, 4-4 ..... A  
 3/3/77 ..... W, 7-4 ..... H  
 11/2/77 ..... T, 2-2 ..... H  
 1/8/78 ..... L, 1-3 ..... H  
 1/18/78 ..... L, 2-5 ..... A  
 3/22/78 ..... L, 2-6 ..... H  
 10/18/78 ..... L, 2-4 ..... H  
 10/25/78 ..... T, 2-2 ..... A  
 1/7/79 ..... L, 3-5 ..... A  
 1/27/79 ..... W, 4-1 ..... H

11/21/79 ..... L, 0-4 ..... A  
 12/28/79 ..... W, 6-2 ..... H  
 1/30/80 ..... L, 2-5 ..... A  
 2/23/80 ..... W, 6-2 ..... H  
 10/19/80 ..... L, 4-8 ..... A  
 10/21/80 ..... W, 2-0 ..... H  
 2/18/81 ..... T, 5-5 ..... H  
 2/25/81 ..... T, 2-2 ..... A  
 12/9/81 ..... L, 3-7 ..... A  
 12/19/81 ..... L, 4-6 ..... H  
 1/30/82 ..... W, 5-2 ..... H  
 11/3/82 ..... T, 3-3 ..... A  
 12/4/82 ..... W, 4-2 ..... H  
 1/19/83 ..... W, 6-4 ..... A  
 11/23/83 ..... T, 2-2\* ..... H  
 1/20/84 ..... W, 5-3 ..... H  
 12/2/84 ..... L, 2-4 ..... A  
 10/14/84 ..... W, 5-3 ..... A  
 11/25/84 ..... W, 5-0 ..... H  
 1/23/85 ..... W, 3-2 ..... A  
 10/27/85 ..... W, 4-2 ..... A  
 11/5/85 ..... W, 8-4 ..... H  
 12/28/85 ..... L, 4-7 ..... H  
 11/8/86 ..... W, 3-2 ..... H  
 11/12/86 ..... T, 2-2\* ..... A  
 12/28/86 ..... L, 5-7 ..... H  
 10/10/87 ..... W, 6-4 ..... H  
 12/12/87 ..... W, 2-1 ..... H  
 1/17/88 ..... L, 4-5 ..... A  
 12/21/88 ..... W, 4-3 ..... A  
 1/7/89 ..... W, 6-3 ..... H  
 2/15/89 ..... L, 4-7 ..... A  
 10/7/89 ..... L, 2-3 ..... H  
 10/29/89 ..... L, 0-1 ..... A  
 2/27/90 ..... W, 4-0 ..... H  
 10/25/90 ..... L, 2-3\* ..... H  
 11/16/90 ..... L, 3-4 ..... A  
 12/19/90 ..... L, 2-3 ..... A  
 10/12/91 ..... L, 2-7 ..... H  
 1/12/92 ..... L, 2-4 ..... A  
 11/3/92 ..... W, 4-1 ..... N  
 1/2/93 ..... T, 2-2\* ..... H  
 1/21/93 ..... L, 2-6 ..... A  
 1/8/94 ..... W, 4-1 ..... H  
 3/31/94 ..... W, 6-3 ..... A  
 1/17/95 ..... W, 3-2 ..... A  
 11/11/95 ..... L, 1-4 ..... H  
 10/5/96 ..... L, 2-5 ..... H  
 3/26/97 ..... L, 3-5 ..... A  
 10/15/97 ..... W, 2-0 ..... A  
 1/15/98 ..... W, 3-2 ..... H  
 12/17/98 ..... W, 3-1 ..... A  
 4/12/99 ..... L, 2-4 ..... H  
 12/27/99 ..... T, 2-2\* ..... H  
 2/18/00 ..... W, 5-4 ..... A  
 1/9/01 ..... L, 1-3 ..... A  
 2/27/01 ..... L, 2-3 ..... H  
 4/9/02 ..... W, 3-1 ..... H  
 11/15/02 ..... T, 2-2\* ..... A  
 2/15/04 ..... W, 4-0 ..... A  
 3/12/04 ..... L, 3-4 ..... H  
 1/10/06 ..... L, 3-4 ot ..... H  
 3/19/08 ..... L, 0-5 ..... A  
 10/11/08 ..... W, 4-2 ..... H  
 3/14/10 ..... W, 4-3 ot ..... A  
 3/13/11 ..... W, 4-3 ot ..... H  
 3/18/12 ..... L, 2-5 ..... A  
 10/1/13 ..... L, 4-6 ..... A

4/11/14 ..... W, 4-0 ..... H  
 11/7/14 ..... W, 3-2 ..... A  
 1/1/15 ..... W, 3-2 ..... H  
 10/15/15 ..... W, 4-1 ..... H  
 2/28/16 ..... L, 2-3 ..... A  
 11/11/16 ..... W, 3-2 ot ..... A  
 1/13/17 ..... W, 6-0 ..... H  
 12/6/17 ..... W, 6-2 ..... H  
 2/17/18 ..... L, 1-7 ..... A  
 11/21/18 ..... W, 4-2 ..... H  
 1/20/19 ..... L, 5-8 ..... A  
 10/20/19 ..... W, 5-3 ..... A  
 12/12/21 ..... L, 3-4 so ..... H  
 12/15/21 ..... L, 4-5 ot ..... A  
 12/13/22 ..... W, 7-3 ..... A  
 3/23/23 ..... W, 6-1 ..... H  
 12/10/23 ..... W, 4-2 ..... A  
 3/9/24 ..... W, 4-1 ..... H

## CLEVELAND BARONS

**Trail, 3-7-0**  
**Home: 1-4-0**  
**Away: 2-3-0**

10/9/76 ..... L, 3-6 ..... A  
 11/14/76 ..... L, 2-3 ..... H  
 12/10/76 ..... L, 1-7 ..... A  
 12/11/76 ..... L, 2-4 ..... H  
 3/15/77 ..... L, 1-5 ..... H  
 10/15/77 ..... L, 2-4 ..... A  
 12/2/77 ..... L, 2-3 ..... H  
 12/7/77 ..... W, 5-3 ..... A  
 2/10/78 ..... W, 4-1 ..... A  
 3/18/78 ..... W, 8-3 ..... H

## COLORADO AVALANCHE

**Lead, 47-36-9-1**  
**Home: 25-16-4-1**  
**Away: 22-20-5-0**

11/25/79 ..... T, 2-2 ..... A  
 12/1/79 ..... W, 7-2 ..... H  
 1/20/80 ..... L, 2-3 ..... A  
 1/26/80 ..... T, 1-1 ..... H  
 11/18/80 ..... L, 2-6 ..... A  
 2/22/81 ..... L, 7-11 ..... H  
 3/4/81 ..... L, 4-7 ..... A  
 3/18/81 ..... L, 4-6 ..... H  
 10/21/81 ..... L, 3-6 ..... H  
 1/5/82 ..... L, 0-3 ..... H  
 2/7/82 ..... T, 5-5 ..... H  
 1/2/83 ..... W, 7-4 ..... A  
 4/12/99 ..... L, 2-4 ..... H  
 1/21/83 ..... L, 4-5 ..... H  
 2/6/83 ..... T, 4-4 ..... A  
 10/16/83 ..... L, 2-4 ..... H  
 11/29/83 ..... L, 3-6 ..... A  
 3/9/84 ..... W, 5-3 ..... H  
 11/27/84 ..... W, 9-2 ..... A  
 12/18/84 ..... W, 4-1 ..... A  
 1/4/85 ..... L, 3-5 ..... H  
 11/23/85 ..... W, 3-0 ..... H  
 12/22/85 ..... W, 7-5 ..... A  
 12/26/85 ..... W, 4-3 ..... H  
 10/21/86 ..... T, 4-4\* ..... A  
 11/14/86 ..... L, 1-4 ..... H  
 11/29/86 ..... L, 3-4 ..... A  
 11/6/87 ..... L, 1-4 ..... H

12/22/87 ..... W, 2-1 ..... A  
 3/4/88 ..... W, 6-2 ..... H  
 11/10/88 ..... W, 4-1 ..... H  
 12/13/88 ..... W, 4-1 ..... A  
 1/10/89 ..... T, 4-4\* ..... A  
 11/5/89 ..... W, 3-0 ..... A  
 2/6/90 ..... W, 12-2 ..... H  
 3/9/90 ..... W, 4-3 ..... H  
 11/6/90 ..... W, 4-1 ..... A  
 12/29/90 ..... L, 3-4 ..... A  
 3/14/91 ..... W, 5-3 ..... H  
 11/10/91 ..... W, 10-3 ..... A  
 12/17/91 ..... W, 3-1 ..... H  
 2/11/92 ..... W, 4-3 ..... A  
 11/22/92 ..... W, 6-4 ..... A  
 1/29/93 ..... T, 3-3\* ..... H  
 3/23/93 ..... W, 5-1 ..... H  
 11/9/93 ..... W, 2-1 ..... H  
 12/13/93 ..... L, 3-5 ..... A  
 1/15/94 ..... W, 4-0 ..... A  
 3/12/94 ..... L, 3-4 ..... H  
 1/24/95 ..... L, 1-5 ..... A  
 2/18/95 ..... W, 4-2 ..... H  
 3/31/95 ..... W, 6-4 ..... H  
 4/16/95 ..... L, 2-4 ..... A  
 10/13/95 ..... W, 3-1 ..... H  
 10/18/95 ..... L, 2-4 ..... A  
 10/28/96 ..... L, 0-1 ..... A  
 3/6/97 ..... W, 6-3 ..... H  
 10/22/97 ..... L, 3-4 ..... A  
 11/18/97 ..... T, 6-6\* ..... H  
 3/9/99 ..... L, 2-3\* ..... H  
 3/26/99 ..... L, 1-3 ..... A  
 2/15/00 ..... W, 2-1 ..... H  
 10/17/00 ..... OTL, 3-4\* ..... H  
 2/7/01 ..... W, 3-1 ..... A  
 3/19/02 ..... W, 3-0 ..... A  
 12/16/02 ..... T, 2-2\* ..... A  
 3/16/03 ..... W, 2-1 ..... H  
 12/16/03 ..... L, 1-4 ..... A  
 10/25/06 ..... W, 5-3 ..... A  
 1/9/08 ..... W, 2-1 ..... H  
 2/20/09 ..... L, 1-4 ..... H  
 12/15/09 ..... W, 6-2 ..... A  
 12/11/10 ..... L, 2-3 ..... H  
 12/17/11 ..... L, 1-2 ..... A  
 10/12/13 ..... L, 1-5 ..... H  
 11/10/13 ..... L, 1-4 ..... A  
 11/20/14 ..... W, 3-2 ..... A  
 1/12/15 ..... W, 2-1 ..... H  
 11/21/15 ..... W, 7-3 ..... H  
 4/1/16 ..... W, 4-2 ..... A  
 10/18/16 ..... W, 3-0 ..... H  
 3/29/17 ..... W, 5-3 ..... A  
 11/16/17 ..... L, 2-6 ..... A  
 12/12/17 ..... W, 5-2 ..... H  
 11/16/18 ..... W, 3-2 ot ..... A  
 2/7/19 ..... W, 4-3 ot ..... H  
 10/14/19 ..... L, 3-6 ..... H  
 2/13/20 ..... W, 3-2 ..... A  
 10/19/21 ..... W, 6-3 ..... H  
 4/18/22 ..... W, 3-2 ..... A  
 11/19/22 ..... L, 0-4 ..... H  
 1/24/23 ..... L, 2-3 ..... A  
 1/24/24 ..... L, 2-6 ..... A  
 2/13/24 ..... L, 3-6 ..... H

## COLUMBUS BLUE JACKETS

**Lead, 34-13-1-6**  
**Home: 17-5-1-4**  
**Away: 17-8-0-2**

10/27/00 ..... L, 1-3 ..... A  
 1/9/02 ..... W, 6-3 ..... H  
 3/23/02 ..... W, 5-2 ..... A  
 11/5/02 ..... W, 4-3\* ..... H  
 1/3/03 ..... T, 2-2\* ..... H  
 11/29/03 ..... W, 5-3 ..... A  
 10/5/05 ..... W, 3-2 ..... H  
 2/5/08 ..... W, 4-3 ot ..... A  
 11/29/08 ..... L, 0-3 ..... A  
 1/9/09 ..... L, 0-3 ..... H  
 11/1/09 ..... L, 4-5 ot ..... H  
 4/3/10 ..... W, 3-2 ..... A  
 3/31/11 ..... W, 4-3 ot ..... H  
 12/31/11 ..... W, 4-2 ..... A  
 10/19/13 ..... W, 4-1 ..... H  
 11/12/13 ..... W, 4-3 ot ..... H  
 1/17/14 ..... L, 1-5 ..... A  
 1/30/14 ..... L, 2-5 ..... A  
 11/11/14 ..... W, 4-2 ..... H  
 12/11/14 ..... L, 2-3 ot ..... H  
 12/18/14 ..... W, 5-4 ot ..... A  
 1/27/15 ..... L, 3-4 ..... A  
 3/3/15 ..... W, 5-3 ..... A  
 10/30/15 ..... W, 2-1 ..... H  
 1/2/16 ..... L, 4-5 so ..... A  
 1/19/16 ..... W, 6-3 ..... A  
 3/28/16 ..... W, 4-1 ..... H  
 11/15/16 ..... L, 1-2 ot ..... A  
 11/20/16 ..... L, 2-3 ..... H  
 1/5/17 ..... W, 5-0 ..... H  
 3/23/17 ..... W, 2-1 so ..... A  
 4/2/17 ..... W, 3-2 ..... A  
 12/2/17 ..... W, 4-3 ..... H  
 2/6/18 ..... W, 3-2 ..... A  
 2/9/18 ..... W, 4-2 ..... H  
 2/26/18 ..... L, 1-5 ..... A  
 11/9/18 ..... L, 1-2 ..... H  
 12/8/18 ..... W, 4-0 ..... A  
 1/12/19 ..... L, 1-2 ot ..... H  
 2/12/19 ..... L, 0-3 ..... H  
 12/9/19 ..... L, 2-5 ..... H  
 12/16/19 ..... L, 0-3 ..... A  
 12/27/19 ..... W, 2-1 ..... H  
 11/12/21 ..... W, 4-3 ..... A  
 12/4/21 ..... W, 3-1 ..... H  
 2/8/22 ..... L, 4-5 so ..... H  
 3/17/22 ..... W, 7-2 ..... A  
 1/5/23 ..... W, 6-2 ..... A  
 1/8/23 ..... W, 1-0 ..... H  
 1/31/23 ..... W, 4-3 ot ..... A  
 3/21/23 ..... L, 6-7 ot ..... H  
 11/4/23 ..... W, 2-1 ..... H  
 11/18/23 ..... W, 4-3 ..... H  
 12/21/23 ..... W, 3-2 ot ..... A

## DALLAS STARS

**Trail, 34-51-16-6**  
**Home: 17-24-8-4**  
**Away: 17-27-8-2**

10/12/74 ..... L, 0-6 ..... A  
 11/24/74 ..... T, 4-4 ..... H  
 11/27/74 ..... L, 4-6 ..... A  
 3/20/75 ..... L, 1-5 ..... H  
 11/29/75 ..... L, 3-5 ..... A  
 12/14/75 ..... T, 4-4 ..... H  
 12/26/75 ..... T, 1-1 ..... H  
 1/17/76 ..... W, 3-1 ..... A  
 11/7/76 ..... W, 4-7 ..... H  
 11/27/76 ..... L, 1-6 ..... A  
 2/15/77 ..... T, 3-3 ..... H  
 2/17/77 ..... T, 4-4 ..... A  
 10/29/77 ..... L, 4-7 ..... A  
 1/13/78 ..... T, 2-2 ..... A  
 1/29/78 ..... L, 0-4 ..... H  
 2/19/78 ..... W, 2-1 ..... H  
 11/15/78 ..... W, 3-2 ..... A  
 12/15/78 ..... L, 1-6 ..... H  
 12/27/78 ..... L, 1-6 ..... A  
 3/4/79 ..... W, 5-4 ..... H  
 11/3/79 ..... L, 1-7 ..... A  
 12/12/79 ..... L, 4-5 ..... H  
 1/5/80 ..... T, 2-2 ..... A  
 3/21/80 ..... L, 3-4 ..... H  
 12/3/80 ..... T, 3-3 ..... H  
 1/3/81 ..... L, 0-3 ..... A  
 1/10/81 ..... L, 2-3 ..... A  
 1/21/81 ..... L, 1-2 ..... H  
 11/4/81 ..... L, 1-6 ..... H  
 11/25/81 ..... T, 4-4 ..... A  
 2/20/82 ..... L, 3-7 ..... A  
 10/23/82 ..... L, 1-3 ..... H  
 12/16/82 ..... T, 4-4 ..... A  
 2/3/83 ..... W, 3-1 ..... H  
 10/29/83 ..... W, 6-1 ..... A  
 2/13/84 ..... W, 4-0 ..... A  
 3/21/84 ..... W, 5-1 ..... H  
 11/13/84 ..... T, 3-3\* ..... H  
 12/12/84 ..... W, 3-2 ..... A  
 1/14/85 ..... W, 6-3 ..... H  
 1/11/86 ..... L, 3-5 ..... A  
 1/21/86 ..... W, 7-5 ..... H  
 1/25/86 ..... W, 6-3 ..... A  
 10/24/86 ..... W, 8-2 ..... H  
 11/11/86 ..... T, 2-2\* ..... A  
 3/29/87 ..... W, 4-2 ..... H  
 10/31/87 ..... T, 3-3\* ..... A  
 2/20/88 ..... W, 3-0 ..... H  
 11/15/88 ..... W, 4-2 ..... H  
 1/30/89 ..... T, 4-4\* ..... A  
 2/28/89 ..... L, 3-4 ..... H  
 1/31/90 ..... W, 4-3\* ..... A  
 2/11/90 ..... W, 5-3 ..... H  
 3/18/90 ..... W, 4-3 ..... A  
 1/17/91 ..... L, 2-5 ..... A  
 1/25/91 ..... T, 2-2\* ..... H  
 2/22/91 ..... W, 3-1 ..... H  
 12/7/91 ..... L, 4-2 ..... A  
 1/7/92 ..... L, 3-5 ..... H  
 3/3/92 ..... L, 1-3 ..... H  
 11/18/92 ..... L, 4-5 ..... H  
 2/9/93 ..... W, 3-2 ..... A

# Game-by-Game Results by Team

3/18/94 ..... L, 2-6 ..... A  
 4/3/94 ..... L, 3-6 ..... H  
 10/17/95 ..... W, 4-3 ..... A  
 3/17/96 ..... W, 2-1 ..... H  
 10/8/96 ..... L, 3-5 ..... A  
 1/24/97 ..... L, 2-5 ..... H  
 10/29/97 ..... L, 3-4 ..... H  
 4/8/98 ..... L, 1-2\* ..... A  
 11/27/98 ..... L, 0-4 ..... A  
 3/17/99 ..... W, 2-1\* ..... H  
 11/17/99 ..... T, 2-2\* ..... H  
 2/13/00 ..... L, 1-2 ..... A  
 10/14/00 ..... L, 0-2 ..... A  
 12/28/01 ..... W, 3-2\* ..... A  
 3/12/02 ..... L, 2-5 ..... H  
 10/20/02 ..... L, 2-5 ..... A  
 11/13/02 ..... L, 1-6 ..... H  
 10/17/03 ..... L, 2-4 ..... A  
 1/12/06 ..... L, 1-4 ..... A  
 11/30/06 ..... W, 4-3 ..... H  
 10/25/08 ..... W, 6-5 ot ..... A  
 3/8/10 ..... L, 3-4 so ..... H  
 12/2/10 ..... L, 1-2 ..... A  
 11/8/11 ..... L, 2-5 ..... H  
 10/5/13 ..... L, 1-2 ..... A  
 4/1/14 ..... L, 0-5 ..... H  
 1/17/15 ..... L, 4-5 ..... A  
 3/13/15 ..... L, 2-4 ..... H  
 11/19/15 ..... L, 2-3 ..... H  
 2/13/16 ..... L, 3-4 ..... A  
 1/21/17 ..... W, 4-3 ot ..... A  
 3/6/17 ..... L, 2-4 ..... H  
 12/19/17 ..... W, 4-3 ot ..... A  
 3/20/18 ..... W, 4-3 ..... H  
 11/3/18 ..... L, 3-4 ot ..... H  
 1/4/19 ..... L, 1-2 ot ..... A  
 10/8/19 ..... L, 3-4 ot ..... H  
 10/12/19 ..... W, 4-1 ..... A  
 1/28/22 ..... W, 5-0 ..... A  
 3/20/22 ..... L, 2-3 ..... H  
 10/27/22 ..... L, 0-2 ..... A  
 12/15/22 ..... L, 1-2 ..... H  
 12/7/23 ..... L, 4-5 so ..... H  
 1/27/24 ..... L, 4-5 ot ..... A

## DETROIT RED WINGS

**Lead, 59-48-16-6**  
**Home: 33-23-5-2**  
**Away: 26-25-11-4**  
**Neutral: 1-0-0-0**

10/19/74 ..... L, 4-6 ..... A  
 10/22/74 ..... L, 0-3 ..... H  
 1/25/75 ..... L, 2-5 ..... A  
 1/26/75 ..... W, 6-3 ..... H  
 3/30/75 ..... L, 5-8 ..... H  
 4/2/75 ..... L, 3-8 ..... A  
 12/12/75 ..... L, 3-5 ..... H  
 12/31/75 ..... L, 0-4 ..... A  
 2/15/76 ..... W, 8-5 ..... H  
 2/21/76 ..... W, 5-1 ..... A  
 3/24/76 ..... L, 3-7 ..... A  
 3/30/76 ..... W, 5-3 ..... H  
 10/7/76 ..... T, 3-3 ..... A  
 1/4/77 ..... T, 2-2 ..... H  
 1/10/77 ..... W, 2-0 ..... A

1/27/77 ..... W, 4-1 ..... H  
 3/13/77 ..... T, 3-3 ..... A  
 3/29/77 ..... W, 6-1 ..... H  
 11/9/77 ..... T, 1-1 ..... A  
 12/23/77 ..... W, 3-2 ..... H  
 1/11/78 ..... L, 3-6 ..... H  
 1/22/78 ..... L, 3-6 ..... A  
 2/23/78 ..... L, 1-4 ..... A  
 3/26/78 ..... L, 1-4 ..... A  
 11/5/78 ..... T, 3-3 ..... H  
 12/23/78 ..... T, 2-2 ..... A  
 1/6/79 ..... W, 4-1 ..... A  
 1/19/79 ..... W, 5-1 ..... H  
 1/30/79 ..... L, 4-7 ..... A  
 2/21/79 ..... L, 3-4 ..... H  
 3/11/79 ..... T, 3-3 ..... A  
 3/14/79 ..... L, 1-4 ..... H  
 11/6/79 ..... L, 2-4 ..... H  
 2/6/80 ..... T, 2-2 ..... A  
 2/28/80 ..... L, 1-4 ..... A  
 3/15/80 ..... W, 5-2 ..... H  
 10/26/80 ..... T, 7-7 ..... A  
 12/14/80 ..... L, 4-5 ..... H  
 3/26/81 ..... W, 2-0 ..... A  
 4/5/81 ..... W, 7-2 ..... H  
 10/10/81 ..... W, 6-3 ..... H  
 11/13/81 ..... T, 3-3 ..... H  
 1/16/82 ..... T, 5-5 ..... A  
 1/5/83 ..... W, 5-2 ..... A  
 2/1/83 ..... W, 5-2 ..... H  
 4/1/83 ..... L, 7-8 ..... A  
 11/6/83 ..... W, 3-2 ..... H  
 12/28/83 ..... L, 2-3\* ..... H  
 2/25/84 ..... L, 1-4 ..... A  
 12/9/84 ..... W, 4-0 ..... H  
 1/8/85 ..... W, 4-2 ..... A  
 1/29/85 ..... L, 3-4 ..... A  
 1/7/86 ..... W, 4-3 ..... H  
 1/28/86 ..... L, 0-7 ..... A  
 2/25/86 ..... W, 4-3\* ..... H  
 11/21/86 ..... T, 3-3\* ..... A  
 1/28/87 ..... W, 2-1 ..... A  
 2/24/87 ..... W, 8-2 ..... H  
 11/17/87 ..... L, 0-1 ..... H  
 12/16/87 ..... L, 1-6 ..... A  
 3/29/88 ..... T, 2-2\* ..... H  
 11/1/88 ..... T, 3-3\* ..... A  
 11/27/88 ..... W, 4-3 ..... A  
 1/22/89 ..... L, 3-4 ..... H  
 11/29/89 ..... W, 5-3 ..... A  
 12/29/89 ..... W, 2-1 ..... H  
 2/25/90 ..... W, 9-4 ..... H  
 10/6/90 ..... W, 6-4 ..... H  
 11/19/90 ..... W, 3-2\* ..... A  
 1/22/91 ..... W, 2-1\* ..... A  
 11/8/91 ..... L, 4-5 ..... H  
 11/25/91 ..... L, 4-5 ..... A  
 2/5/92 ..... L, 1-4 ..... A  
 11/20/92 ..... L, 5-7 ..... H  
 11/30/92 ..... W, 4-1 ..... A  
 3/16/93 ..... W, 4-2 ..... H  
 1/30/94 ..... W, 6-3 ..... H  
 3/25/94 ..... T, 2-2\* ..... A  
 1/13/96 ..... L, 2-4 ..... H  
 2/15/96 ..... L, 3-4 ..... A  
 12/4/96 ..... L, 0-2 ..... H  
 12/26/96 ..... L, 4-5\* ..... A

1/11/98 ..... L, 0-2 ..... A  
 2/1/98 ..... L, 2-4 ..... H  
 10/13/98 ..... L, 2-3 ..... H  
 3/3/00 ..... T, 2-2\* ..... H  
 4/7/00 ..... W, 4-2 ..... A  
 10/31/00 ..... W, 6-2 ..... H  
 4/1/01 ..... OTL, 1-2\* ..... A  
 1/18/02 ..... L, 1-3 ..... A  
 2/22/03 ..... L, 1-5 ..... H  
 11/24/03 ..... W, 4-1 ..... A  
 12/13/03 ..... L, 1-5 ..... H  
 12/19/05 ..... L, 3-4 ..... H  
 12/17/07 ..... L, 3-4 so ..... A  
 1/31/09 ..... W, 4-2 ..... H  
 10/10/09 ..... L, 2-3 ..... A  
 1/19/10 ..... W, 3-2 ..... H  
 3/16/11 ..... L, 2-3 ..... A  
 10/22/11 ..... W, 7-1 ..... H  
 3/19/12 ..... W, 5-3 ..... A  
 11/15/13 ..... W, 4-3 so ..... A  
 1/31/14 ..... L, 3-4 so ..... A  
 2/2/14 ..... W, 6-5 ot ..... H  
 10/29/14 ..... L, 2-4 ..... H  
 1/10/15 ..... W, 3-1 ..... H  
 4/5/15 ..... W, 2-1 ..... A  
 11/10/15 ..... L, 0-1 ..... A  
 11/18/15 ..... W, 2-1 ot ..... A  
 12/8/15 ..... W, 3-2 so ..... H  
 11/18/16 ..... W, 1-0 ..... H  
 2/1/17 ..... W, 6-3 ..... H  
 2/18/17 ..... L, 3-2 so ..... A  
 10/20/17 ..... W, 4-3 ot ..... A  
 2/11/18 ..... OTL, 4-5 ..... H  
 3/22/18 ..... W, 1-0 ..... A  
 10/20/17 ..... W, 4-3 ot ..... A  
 2/11/18 ..... L, 4-5 ot ..... H  
 3/22/18 ..... W, 1-0 ..... A  
 11/23/18 ..... W, 3-1 ..... H  
 12/11/18 ..... W, 6-2 ..... H  
 1/6/19 ..... W, 3-2 ..... A  
 11/30/19 ..... W, 5-2 ..... A  
 10/27/21 ..... L, 2-3 ot ..... H  
 11/11/21 ..... W, 2-0 ..... A  
 12/31/21 ..... W, 3-1 ..... A  
 11/13/22 ..... L, 1-3 ..... A  
 12/19/22 ..... W, 4-3 ot ..... H  
 2/21/23 ..... L, 1-3 ..... H  
 2/27/24 ..... L, 3-8 ..... A  
 3/26/24 ..... W, 4-3 ot ..... H  
 4/9/24 ..... W, 2-1 ..... A

## EDMONTON OILERS

**Lead, 41-33-6-3**  
**Home: 26-12-2-1**  
**Away: 15-21-4-2**

10/28/79 ..... W, 6-4 ..... A  
 11/13/79 ..... L, 3-5 ..... H  
 1/16/80 ..... L, 2-5 ..... H  
 2/15/80 ..... L, 2-8 ..... A  
 11/1/80 ..... T, 2-2 ..... A  
 12/17/80 ..... W, 5-2 ..... H  
 1/7/81 ..... L, 3-6 ..... A  
 2/1/81 ..... W, 7-4 ..... H  
 1/13/82 ..... T, 6-6 ..... H  
 2/12/82 ..... L, 3-5 ..... A  
 2/28/82 ..... L, 1-4 ..... H

11/24/82 ..... T, 3-3 ..... A  
 2/23/83 ..... L, 3-6 ..... A  
 3/2/83 ..... L, 3-5 ..... H  
 11/2/83 ..... L, 3-11 ..... A  
 11/9/83 ..... L, 4-7 ..... H  
 2/5/84 ..... W, 9-2 ..... H  
 10/24/84 ..... T, 3-3\* ..... A  
 11/9/84 ..... L, 5-8 ..... H  
 2/23/85 ..... T, 3-3\* ..... A  
 11/12/85 ..... W, 5-2 ..... H  
 12/18/85 ..... W, 5-2 ..... A  
 2/8/86 ..... W, 5-4\* ..... H  
 10/29/86 ..... L, 3-6 ..... A  
 2/15/87 ..... W, 5-3 ..... A  
 2/27/87 ..... W, 5-2 ..... H  
 12/1/87 ..... W, 4-2 ..... H  
 1/2/88 ..... W, 2-0 ..... H  
 11/18/88 ..... L, 2-3 ..... A  
 10/29/88 ..... L, 3-4\* ..... A  
 1/13/89 ..... W, 5-3 ..... H  
 2/17/89 ..... W, 8-2 ..... A  
 11/11/89 ..... L, 3-5 ..... H  
 2/4/90 ..... L, 4-5\* ..... H  
 2/14/90 ..... W, 4-3 ..... A  
 10/28/90 ..... W, 1-0 ..... A  
 2/8/91 ..... W, 6-3 ..... H  
 3/10/91 ..... W, 5-3 ..... A  
 10/23/91 ..... W, 6-5 ..... A  
 3/22/92 ..... W, 6-2 ..... H  
 10/31/92 ..... L, 2-4 ..... A  
 1/9/93 ..... W, 4-3 ..... H  
 10/24/93 ..... W, 3-2\* ..... A  
 2/15/94 ..... T, 2-2\* ..... H  
 12/22/95 ..... W, 6-3 ..... H  
 2/7/96 ..... W, 2-1 ..... A  
 1/26/97 ..... L, 1-3 ..... H  
 2/9/97 ..... L, 1-4 ..... A  
 11/8/97 ..... W, 2-1 ..... H  
 3/25/98 ..... L, 2-4 ..... A  
 10/28/98 ..... L, 2-8 ..... A  
 3/6/99 ..... W, 4-3 ..... H  
 12/21/99 ..... L, 2-6 ..... A  
 12/16/00 ..... W, 4-0 ..... H  
 3/10/02 ..... W, 4-2 ..... H  
 3/16/02 ..... L, 1-4 ..... A  
 3/22/03 ..... L, 3-5 ..... A  
 1/11/04 ..... W, 1-0 ..... H  
 10/28/06 ..... L, 0-4 ..... A  
 1/17/08 ..... W, 5-4 so ..... H  
 1/13/09 ..... L, 2-5 ..... H  
 12/19/09 ..... W, 4-2 ..... A  
 3/9/11 ..... W, 5-0 ..... H  
 10/27/11 ..... L, 1-2 ..... A  
 10/14/13 ..... W, 4-2 ..... H  
 10/24/13 ..... W, 4-1 ..... A  
 10/22/14 ..... L, 2-3 ..... H  
 1/20/15 ..... L, 4-5 so ..... A  
 10/23/15 ..... W, 7-4 ..... A  
 11/23/15 ..... W, 1-0 ..... H  
 10/26/16 ..... L, 1-4 ..... A  
 2/24/17 ..... W, 2-1 ..... H  
 10/28/17 ..... W, 5-2 ..... A  
 11/12/17 ..... W, 2-1 so ..... H  
 10/25/18 ..... L, 1-4 ..... A  
 11/5/18 ..... W, 4-2 ..... H  
 10/24/19 ..... L, 3-4 ot ..... A

2/2/22 ..... L, 3-5 ..... H  
 3/9/22 ..... L, 3-4 ot ..... A  
 11/7/22 ..... W, 5-4 ..... H  
 12/5/22 ..... W, 3-2 ..... A  
 11/24/23 ..... L, 0-5 ..... H  
 3/13/24 ..... L, 2-7 ..... A

## FLORIDA PANTHERS

**Lead, 67-47-9-14**  
**Home: 36-19-5-8**  
**Away: 31-28-4-6**

11/20/93 ..... L, 3-4 ..... A  
 12/28/93 ..... T, 3-3\* ..... H  
 1/19/94 ..... L, 1-5 ..... A  
 2/24/94 ..... W, 2-1 ..... A  
 2/26/94 ..... W, 4-2 ..... H  
 2/4/95 ..... W, 3-2 ..... H  
 3/16/95 ..... L, 1-5 ..... A  
 4/14/95 ..... W, 3-0 ..... H  
 4/30/95 ..... T, 2-2\* ..... A  
 11/3/95 ..... L, 2-3 ..... H  
 12/5/95 ..... L, 3-4 ..... H  
 12/28/95 ..... W, 5-4 ..... A  
 1/23/96 ..... L, 4-5 ..... H  
 2/29/96 ..... T, 2-2\* ..... A  
 11/7/96 ..... L, 2-4 ..... A  
 11/18/96 ..... W, 4-2 ..... A  
 12/28/96 ..... T, 1-1\* ..... H  
 2/1/97 ..... W, 3-1 ..... A  
 4/6/97 ..... T, 3-3\* ..... H  
 11/9/97 ..... L, 2-3 ..... A  
 11/23/97 ..... W, 5-2 ..... A  
 12/5/97 ..... W, 3-2\* ..... H  
 12/7/97 ..... L, 4-5 ..... A  
 12/18/97 ..... L, 0-4 ..... H  
 3/7/98 ..... W, 6-3 ..... H  
 12/23/98 ..... W, 4-0 ..... A  
 3/11/99 ..... L, 1-2 ..... H  
 4/1/99 ..... W, 5-3 ..... H  
 4/5/99 ..... W, 3-0 ..... A  
 10/2/99 ..... L, 3-4 ..... A  
 12/4/99 ..... L, 1-2 ..... A  
 1/19/00 ..... W, 3-1 ..... A  
 2/23/00 ..... W, 3-2\* ..... H  
 3/7/00 ..... W, 4-2 ..... H  
 11/4/00 ..... W, 3-2 ..... A  
 12/23/00 ..... W, 5-3 ..... H  
 1/24/01 ..... W, 2-1 ..... H  
 3/23/01 ..... L, 1-4 ..... A  
 4/5/01 ..... W, 3-0 ..... H  
 10/24/01 ..... W, 4-3\* ..... A  
 12/19/01 ..... L, 2-5 ..... A  
 1/7/02 ..... L, 1-2 ..... H  
 1/12/02 ..... W, 1-0 ..... A  
 2/26/02 ..... W, 4-3 ..... H  
 10/26/02 ..... T, 1-1\* ..... H  
 11/7/02 ..... W, 2-1\* ..... H  
 1/11/03 ..... W, 12-2 ..... H  
 2/15/03 ..... W, 2-1 ..... A  
 4/1/03 ..... W, 3-0 ..... H  
 11/22/03 ..... OTL, 2-3\* ..... H  
 12/17/03 ..... T, 2-2\* ..... A  
 1/23/04 ..... L, 1-4 ..... A  
 2/21/04 ..... T, 2-2\* ..... H  
 2/27/04 ..... W, 4-1 ..... A

3/2/04 ..... L, 0-1 ..... H  
 10/20/05 ..... L, 2-3 ..... A  
 12/1/05 ..... L, 2-3 ..... A  
 12/18/05 ..... L, 2-3 ..... H  
 1/8/06 ..... L, 3-4 so ..... H  
 2/7/06 ..... L, 0-5 ..... H  
 3/18/06 ..... L, 3-4 so ..... H  
 3/22/06 ..... L, 2-3 ..... A  
 4/15/06 ..... W, 2-1 so ..... A  
 10/18/06 ..... W, 5-2 ..... H  
 11/13/06 ..... W, 4-1 ..... A  
 1/13/07 ..... L, 3-7 ..... A  
 1/20/07 ..... L, 1-4 ..... H  
 2/1/07 ..... L, 3-6 ..... A  
 2/27/07 ..... L, 5-6 so ..... H  
 3/30/07 ..... L, 2-3 ot ..... A  
 4/3/07 ..... W, 1-0 ..... H  
 11/15/07 ..... L, 3-5 ..... A  
 11/19/07 ..... L, 3-4 ..... H  
 3/16/95 ..... L, 1-5 ..... A  
 11/28/07 ..... L, 1-2 so ..... H  
 12/1/07 ..... W, 2-1 ..... A  
 1/19/08 ..... W, 5-3 ..... H  
 2/15/08 ..... L, 2-4 ..... A  
 3/29/08 ..... W, 3-0 ..... A  
 4/5/08 ..... W, 3-1 ..... H  
 12/2/08 ..... L, 3-5 ..... H  
 2/7/09 ..... W, 3-1 ..... H  
 2/15/09 ..... W, 4-2 ..... A  
 3/1/09 ..... L, 2-6 ..... H  
 3/17/09 ..... W, 3-0 ..... A  
 4/11/09 ..... L, 4-7 ..... A  
 11/6/09 ..... W, 4-1 ..... A  
 11/7/09 ..... W, 7-4 ..... H  
 12/4/09 ..... W, 6-2 ..... H  
 1/13/10 ..... W, 5-4 so ..... A  
 1/29/10 ..... W, 4-1 ..... H  
 3/16/10 ..... W, 7-3 ..... A  
 12/9/10 ..... L, 0-3 ..... H  
 1/8/11 ..... W, 3-2 ..... H  
 1/11/11 ..... L, 3-4 ot ..... A  
 3/16/11 ..... W, 3-2 ot ..... A  
 4/6/11 ..... W, 5-2 ..... H  
 4/9/11 ..... L, 0-1 ..... A  
 10/18/11 ..... W, 3-0 ..... H  
 12/5/11 ..... L, 4-5 ..... A  
 2/1/12 ..... L, 2-4 ..... A  
 2/7/12 ..... W, 4-0 ..... H  
 2/17/12 ..... W, 2-1 ..... A  
 4/5/12 ..... W, 4-2 ..... H  
 2/9/13 ..... W, 5-0 ..... H  
 2/12/13 ..... W, 6-5 ot ..... A  
 3/7/13 ..... W, 7-1 ..... H  
 4/6/13 ..... W, 4-3 ..... A  
 11/2/13 ..... W, 3-2 so ..... H  
 12/13/13 ..... L, 2-3 so ..... A  
 2/27/14 ..... W, 5-4 ..... A  
 10/18/14 ..... W, 2-1 so ..... H  
 12/16/14 ..... L, 1-2 so ..... A  
 1/4/15 ..... W, 4-3 ..... H  
 10/31/15 ..... W, 2-1 ot ..... A  
 12/10/15 ..... L, 1-4 ..... A  
 2/2/16 ..... W, 3-0 ..... H  
 10/20/16 ..... W, 4-2 ..... A  
 11/5/16 ..... W, 4-2 ..... H  
 4/9/17 ..... L, 0-2 ..... H  
 10/21/17 ..... L, 1-4 ..... H  
 1/25/18 ..... W, 4-2 ..... A

# Game-by-Game Results by Team

2/22/18..... L, 2-3..... A  
 10/19/18..... L, 5-6 so..... H  
 2/9/19..... L, 4-5 ot..... H  
 4/1/19..... L, 3-5..... A  
 11/7/19..... W, 5-4 ot..... A  
 11/27/19..... W, 4-3..... H  
 11/4/21..... L, 4-5 ot..... A  
 11/26/21..... W, 4-3..... H  
 11/30/21..... L, 4-5..... A  
 11/15/22..... L, 2-5..... A  
 2/16/23..... L, 3-6..... H  
 4/8/23..... L, 2-4..... H  
 11/8/23..... L, 3-4 ot..... H  
 2/8/24..... L, 2-4..... A  
 2/24/24..... L, 2-3 ot..... A

**LOS ANGELES KINGS**

**Trail, 45-59-13-3**  
**Home: 26-25-7-1**  
**Away: 19-34-6-2**

10/15/74..... T, 1-1..... H  
 12/19/74..... L, 1-4..... A  
 1/14/75..... L, 2-6..... H  
 1/30/75..... L, 4-6..... A  
 2/18/75..... L, 1-6..... H  
 3/26/75..... L, 1-5..... A  
 10/15/75..... L, 3-4..... A  
 10/28/75..... L, 0-6..... A  
 11/5/75..... L, 1-3..... H  
 11/26/75..... W, 7-2..... H  
 1/27/76..... L, 0-2..... A  
 2/10/76..... T, 2-2..... H  
 10/16/76..... L, 1-7..... A  
 10/21/76..... L, 5-5..... H  
 12/14/76..... L, 2-4..... H  
 2/2/77..... L, 2-7..... A  
 3/1/77..... L, 2-3..... H  
 3/10/77..... L, 0-6..... A  
 11/8/77..... L, 1-5..... H  
 11/29/77..... L, 2-4..... A  
 12/17/77..... W, 2-1..... A  
 1/4/78..... W, 4-0..... H  
 2/1/78..... L, 3-8..... A  
 2/21/78..... L, 1-4..... H  
 10/11/78..... W, 4-2..... A  
 10/20/78..... L, 4-6..... H  
 10/28/78..... L, 1-5..... A  
 12/4/78..... L, 2-10..... A  
 1/3/79..... W, 8-3..... H  
 1/31/79..... W, 5-3..... H  
 2/28/79..... T, 3-3..... A  
 4/3/79..... W, 6-2..... H  
 10/16/79..... W, 8-6..... H  
 10/24/79..... L, 3-5..... A  
 2/12/80..... W, 5-2..... A  
 2/26/80..... W, 5-3..... H  
 10/29/80..... L, 2-4..... A  
 11/5/80..... L, 3-5..... H  
 1/15/81..... W, 3-0..... H  
 2/7/81..... T, 4-4..... H  
 10/29/81..... L, 3-4..... A  
 1/7/82..... T, 3-3..... H  
 2/17/82..... W, 5-2..... A  
 12/14/82..... W, 7-2..... H  
 1/11/83..... L, 7-9..... H  
 2/19/83..... T, 3-3..... A

12/18/83..... W, 5-0..... H  
 1/11/84..... W, 4-2..... A  
 2/16/84..... W, 4-2..... A  
 10/16/84..... W, 5-3..... H  
 2/8/85..... W, 6-1..... H  
 2/16/85..... L, 2-5..... A  
 12/14/85..... W, 5-4..... A  
 2/15/86..... W, 4-1..... A  
 3/18/86..... L, 2-5..... H  
 1/13/86..... W, 4-2..... A  
 2/18/87..... L, 4-7..... A  
 3/17/87..... L, 4-5..... H  
 12/6/87..... W, 10-3..... H  
 1/13/88..... W, 8-3..... A  
 2/24/88..... L, 3-4..... A  
 1/24/89..... T, 4-4\*..... H  
 2/10/89..... L, 6-7\*..... H  
 2/22/89..... W, 7-2..... A  
 11/18/89..... L, 3-5..... A  
 1/1/90..... L, 4-7..... H  
 2/19/90..... L, 2-3..... A  
 11/2/90..... W, 4-3..... H  
 2/18/91..... L, 2-5..... A  
 3/5/91..... T, 3-3\*..... H  
 1/10/92..... W, 7-4..... H  
 1/16/92..... T, 2-2\*..... A  
 2/15/92..... L, 3-6..... A  
 2/13/93..... W, 10-3..... A  
 2/20/93..... W, 7-3..... H  
 10/22/93..... W, 6-3..... H  
 2/12/94..... W, 6-1..... A  
 10/20/95..... L, 4-7..... H  
 11/30/95..... L, 2-3..... A  
 10/12/96..... L, 3-4..... H  
 12/14/96..... T, 4-4\*..... A  
 12/13/97..... T, 2-2\*..... A  
 4/4/98..... W, 3-2..... H  
 12/9/98..... L, 1-2..... A  
 1/29/99..... L, 3-6..... H  
 10/9/99..... T, 2-2\*..... H  
 10/26/99..... L, 2-5..... A  
 10/6/00..... L, 1-4..... H  
 2/10/01..... W, 4-3..... A  
 10/16/01..... W, 3-2\*..... A  
 3/14/03..... L, 1-3..... H  
 11/10/03..... L, 2-3..... H  
 12/6/03..... L, 3-7..... A  
 12/14/05..... W, 3-2..... A  
 2/8/07..... W, 4-3 ot..... H  
 11/20/08..... L, 2-5..... A  
 2/5/09..... L, 4-5..... H  
 1/2/10..... L, 1-2..... A  
 2/12/11..... L, 1-4..... H  
 1/9/12..... L, 2-5..... A  
 3/20/14..... L, 1-2 so..... A  
 3/25/14..... L, 4-5 so..... H  
 2/3/15..... W, 4-0..... H  
 12/14/15..... L, 1-3..... A  
 2/16/16..... W, 3-1..... H  
 3/9/16..... L, 3-4 ot..... A  
 2/5/17..... W, 5-0..... H  
 3/11/17..... L, 2-4..... A  
 11/30/17..... L, 2-5..... H  
 3/8/18..... L, 1-3..... A  
 2/11/19..... W, 6-4..... H  
 2/18/19..... W, 3-2..... H  
 12/4/19..... W, 3-1..... A

2/4/20..... W, 4-2..... H  
 11/17/21..... W, 2-0..... A  
 12/19/21..... L, 2-3..... H  
 10/22/22..... W, 4-3..... H  
 3/6/23..... L, 2-4..... A  
 11/29/23..... W, 2-1..... A  
 1/7/24..... W, 4-3..... H

**MINNESOTA WILD**

**Lead, 16-13-0-2**  
**Home: 10-5-0-0**  
**Away: 6-8-0-2**

12/14/00..... W, 2-1..... H  
 1/10/01..... L, 0-3..... A  
 2/6/02..... W, 2-1..... H  
 11/16/02..... L, 0-1..... A  
 11/21/02..... L, 3-4..... H  
 11/1/03..... L, 1-2..... A  
 10/12/06..... L, 2-3 so..... A  
 2/26/08..... W, 4-1..... H  
 11/24/08..... L, 3-4..... A  
 11/13/09..... W, 3-1..... H  
 10/28/10..... L, 1-2..... A  
 3/25/12..... W, 3-0..... H  
 11/7/13..... W, 3-2 so..... H  
 1/4/14..... L, 3-5..... A  
 3/5/15..... L, 1-2..... H  
 3/19/15..... W, 3-2..... A  
 2/11/16..... W, 4-3..... A  
 2/26/16..... W, 3-2..... H  
 3/14/17..... W, 4-2..... H  
 3/22/17..... W, 4-3 ot..... A  
 11/18/17..... W, 3-1..... H  
 2/15/18..... W, 5-2..... A  
 11/13/18..... W, 5-2..... H  
 3/22/19..... L, 1-2..... A  
 3/1/20..... W, 4-3..... A  
 1/8/22..... L, 2-3 so..... A  
 4/3/22..... L, 1-5..... H  
 1/17/23..... L, 2-4..... H  
 3/19/23..... L, 3-5..... H  
 10/27/23..... W, 3-2 so..... H  
 1/23/24..... L, 3-5..... A

**MONTREAL CANADIENS**

**Lead, 80-76-17-7**  
**Home: 42-35-9-3**  
**Away: 38-41-8-4**

10/31/74..... L, 0-3..... H  
 11/10/74..... L, 1-11..... H  
 1/4/75..... L, 0-10..... A  
 1/12/75..... L, 2-7..... H  
 3/7/75..... L, 4-8..... A  
 4/5/75..... L, 2-10..... A  
 12/6/75..... L, 3-9..... A  
 12/29/75..... L, 0-6..... H  
 1/3/76..... L, 0-7..... A  
 1/13/76..... L, 2-3..... H  
 3/14/76..... L, 1-5..... A  
 12/11/93..... W, 5-3..... A  
 4/4/76..... L, 3-4..... H  
 10/19/76..... L, 0-6..... H  
 1/8/77..... L, 2-7..... A  
 1/18/77..... L, 0-3..... H  
 1/22/77..... L, 2-5..... A

4/2/77..... L, 0-11..... A  
 4/3/77..... L, 1-2..... H  
 10/19/77..... L, 3-5..... H  
 10/24/77..... L, 1-5..... A  
 2/17/78..... L, 2-8..... H  
 3/8/78..... L, 3-4..... A  
 3/25/78..... L, 0-5..... A  
 4/2/78..... T, 4-4..... H  
 11/2/78..... L, 2-4..... A  
 11/8/78..... L, 0-6..... H  
 2/4/79..... L, 4-8..... H  
 2/17/79..... L, 0-2..... A  
 2/25/79..... L, 5-8..... H  
 3/5/79..... T, 2-2..... H  
 3/24/79..... L, 1-3..... A  
 4/7/79..... L, 3-10..... A  
 10/30/79..... T, 2-2..... H  
 11/5/79..... L, 0-2..... A  
 2/19/80..... W, 3-1..... H  
 3/1/80..... L, 3-6..... A  
 10/15/80..... T, 3-3..... H  
 12/27/80..... L, 4-7..... A  
 2/14/81..... L, 1-6..... A  
 3/22/81..... T, 2-2..... H  
 11/27/81..... W, 5-2..... H  
 12/14/81..... L, 3-6..... A  
 4/4/82..... W, 3-1..... H  
 10/20/82..... T, 3-3..... H  
 1/29/83..... T, 3-3..... A  
 2/26/83..... L, 1-4..... A  
 11/26/83..... W, 5-2..... A  
 12/10/83..... W, 2-0..... H  
 2/3/84..... W, 4-1..... H  
 12/20/84..... T, 2-2\*..... A  
 3/21/85..... L, 2-3..... A  
 3/22/85..... W, 3-1..... H  
 11/27/85..... W, 5-3..... H  
 2/7/86..... W, 3-2..... H  
 2/19/86..... T, 4-4\*..... A  
 10/20/86..... W, 5-4..... A  
 12/1/86..... W, 2-1\*..... H  
 12/6/86..... W, 3-1..... H  
 10/24/87..... L, 2-3..... H  
 12/23/87..... T, 2-2\*..... A  
 1/29/88..... W, 4-3..... H  
 12/10/88..... T, 0-0\*..... A  
 3/8/89..... L, 2-3..... A  
 3/17/89..... W, 4-1..... H  
 10/16/89..... W, 4-3\*..... A  
 1/26/90..... W, 6-3..... H  
 3/23/90..... L, 2-4..... H  
 10/15/90..... L, 1-3..... A  
 11/30/90..... L, 3-4..... H  
 1/12/91..... L, 1-4..... A  
 11/11/91..... W, 4-2..... A  
 11/27/91..... W, 3-1..... H  
 3/27/92..... W, 4-3..... H  
 11/23/92..... T, 1-1\*..... A  
 4/2/93..... W, 4-0..... H  
 4/12/93..... W, 3-2\*..... A  
 12/3/93..... T, 2-2\*..... H  
 12/11/93..... W, 5-3..... A  
 1/17/94..... L, 1-3..... A  
 2/4/94..... L, 0-4..... H  
 1/25/95..... L, 0-2..... A  
 3/4/95..... W, 5-1..... H  
 4/17/95..... L, 2-5..... A

11/1/95..... W, 5-2..... H  
 12/26/95..... W, 4-0..... H  
 1/31/96..... L, 3-5..... A  
 3/27/96..... W, 1-0\*..... A  
 11/15/96..... W, 3-1..... H  
 11/30/96..... W, 2-0..... A  
 3/22/97..... W, 3-1..... A  
 4/10/97..... W, 3-2..... H  
 10/18/97..... W, 3-2..... A  
 11/15/97..... W, 3-2..... A  
 11/26/97..... L, 5-6..... H  
 4/6/98..... T, 2-2\*..... H  
 10/16/98..... T, 2-2\*..... H  
 1/15/99..... L, 0-3..... H  
 1/18/99..... T, 4-4\*..... A  
 12/13/99..... L, 0-1..... H  
 3/20/99..... W, 1-0..... A  
 1/4/00..... W, 6-1..... H  
 2/10/00..... W, 1-0..... A  
 2/26/00..... W, 3-0..... A  
 11/17/00..... W, 4-3..... H  
 1/27/01..... L, 2-4..... A  
 2/17/01..... W, 6-3..... A  
 2/23/01..... W, 3-1..... H  
 10/19/01..... W, 4-1..... H  
 11/24/01..... L, 3-5..... A  
 1/16/02..... L, 0-2..... A  
 1/23/02..... L, 3-5..... H  
 1/25/03..... T, 1-1\*..... A  
 2/9/03..... L, 0-2..... H  
 2/24/03..... W, 4-1..... H  
 3/25/03..... W, 4-3\*..... A  
 10/14/03..... L, 1-5..... A  
 11/28/03..... L, 3-5..... H  
 12/23/03..... W, 3-2..... H  
 1/4/04..... L, 1-4..... A  
 11/19/05..... W, 5-1..... H  
 12/23/05..... W, 4-2..... H  
 3/20/06..... L, 2-4..... H  
 3/30/06..... L, 2-3 ot..... A  
 12/27/06..... L, 1-4..... H  
 1/4/07..... W, 5-1..... H  
 2/20/07..... L, 3-5..... A  
 3/24/07..... L, 1-4..... A  
 12/20/07..... L, 2-5..... H  
 1/5/08..... W, 5-4 ot..... A  
 1/29/08..... L, 0-4..... A  
 3/18/08..... W, 5-4 ot..... H  
 11/28/08..... W, 3-0..... H  
 12/13/08..... W, 2-1..... A  
 1/10/09..... L, 4-5..... A  
 2/18/09..... W, 4-3 so..... H  
 11/20/09..... L, 2-3..... H  
 11/28/09..... W, 4-3 so..... A  
 1/5/10..... W, 4-2..... H  
 2/10/10..... L, 5-6 ot..... A  
 12/28/10..... W, 3-0..... H  
 2/1/11..... L, 2-3 so..... H  
 3/15/11..... W, 4-2..... A  
 3/18/16..... W, 5-1..... A  
 3/26/11..... W, 2-0..... A  
 1/18/12..... W, 3-0..... A  
 2/4/12..... W, 3-0..... A  
 2/24/12..... W, 4-1..... H  
 1/24/13..... L, 1-4..... H  
 4/9/13..... W, 3-2..... A  
 4/20/13..... W, 5-1..... A

11/22/13..... L, 2-3..... H  
 11/29/13..... W, 3-2 so..... H  
 1/25/14..... W, 5-0..... A  
 10/9/14..... L, 1-2 so..... H  
 1/31/15..... L, 0-1 ot..... A  
 4/2/15..... W, 5-4 so..... A  
 12/3/15..... W, 3-2..... A  
 12/26/15..... W, 3-1..... H  
 2/24/16..... L, 3-4..... H  
 12/17/16..... L, 1-2..... H  
 1/9/17..... W, 4-1..... A  
 2/4/17..... W, 3-2..... A  
 10/7/17..... W, 6-1..... H  
 1/19/18..... L, 2-3..... H  
 3/24/18..... W, 6-4..... A  
 11/1/18..... L, 4-6..... A  
 11/19/18..... W, 5-4 ot..... H  
 4/4/19..... W, 2-1..... H  
 11/15/19..... L, 2-5..... H  
 1/27/20..... W, 4-2..... A  
 2/20/20..... W, 6-3 ot..... H  
 1/24/21..... W, 3-4..... H  
 2/10/22..... W, 5-2..... A  
 4/16/22..... W, 8-4..... A  
 10/15/22..... W, 3-1..... H  
 11/24/21..... W, 9-2..... H  
 4/6/23..... L, 2-6..... A  
 10/21/23..... L, 2-3 ot..... A  
 2/6/24..... L, 2-5..... H  
 2/17/24..... W, 4-3..... H

**NASHVILLE PREDATORS**

**Trail, 16-17-1-3**  
**Home: 9-7-0-2**  
**Away: 7-10-1-1**

12/26/98..... L, 1-3..... A  
 3/30/99..... L, 2-0..... H  
 11/26/99..... W, 1-3..... H  
 2/12/00..... W, 4-2..... A  
 10/13/00..... L, 1-3..... A  
 2/21/01..... W, 2-1..... H  
 2/8/02..... T, 3-3\*..... A  
 10/11/02..... W, 5-4..... H  
 2/13/04..... L, 2-5..... A  
 12/7/05..... L, 2-5..... H  
 3/18/08..... W, 4-2..... A  
 10/28/08..... W, 4-3 so..... H  
 3/10/09..... W, 2-1 ot..... A  
 10/17/09..... W, 3-2 so..... H  
 10/16/10..... W, 3-2 ot..... A  
 11/15/11..... L, 1-3..... A  
 12/20/11..... W, 4-1..... H  
 12/7/13..... W, 5-2..... H  
 3/30/14..... L, 3-4 so..... A  
 1/16/15..... L, 3-4..... A  
 3/28/15..... L, 3-4..... H  
 2/19/16..... W, 5-3..... A  
 3/18/16..... W, 4-1..... H  
 2/25/17..... L, 2-5..... A  
 3/16/17..... L, 1-2 ot..... H  
 11/14/17..... L, 3-6..... A  
 4/5/18..... L, 3-4..... H  
 12/31/18..... L, 3-6..... H  
 1/15/19..... L, 2-7..... A  
 10/10/19..... L, 5-6..... A  
 1/29/20..... L, 4-5..... H



# Game-by-Game Results by Team

12/29/21 ..... W, 5-3 ..... H  
 2/15/22 ..... W, 4-1 ..... A  
 10/29/22 ..... W, 3-0 ..... A  
 1/6/23 ..... L, 2-3 ..... H  
 12/16/23 ..... L, 1-3 ..... A  
 12/30/23 ..... L, 2-3 so ..... H

## NEW JERSEY DEVILS

**Lead, 127-79-13-18**  
**Home: 72-31-6-11**  
**Away: 55-48-7-7**

11/3/74 ..... L, 4-5 ..... H  
 1/11/75 ..... L, 3-5 ..... A  
 2/13/75 ..... L, 1-5 ..... A  
 2/16/75 ..... W, 3-0 ..... H  
 10/22/75 ..... L, 2-4 ..... H  
 10/30/75 ..... W, 6-2 ..... A  
 2/7/76 ..... L, 1-5 ..... A  
 3/23/76 ..... T, 5-5 ..... H  
 10/29/76 ..... W, 2-1 ..... A  
 11/21/76 ..... W, 3-1 ..... H  
 12/29/76 ..... L, 1-3 ..... A  
 3/18/77 ..... W, 5-0 ..... H  
 10/28/77 ..... L, 1-8 ..... A  
 1/25/78 ..... T, 3-3 ..... H  
 2/28/78 ..... W, 7-4 ..... H  
 3/30/78 ..... W, 4-3 ..... A  
 12/5/78 ..... W, 4-1 ..... A  
 12/12/78 ..... L, 3-4 ..... H  
 1/12/79 ..... W, 8-1 ..... H  
 2/15/79 ..... W, 9-3 ..... A  
 11/20/79 ..... T, 3-3 ..... A  
 2/24/80 ..... T, 1-1 ..... A  
 3/2/80 ..... L, 1-3 ..... H  
 3/18/80 ..... W, 4-1 ..... H  
 10/30/80 ..... T, 5-5 ..... A  
 12/6/80 ..... W, 8-6 ..... H  
 1/12/81 ..... W, 2-1 ..... A  
 3/10/81 ..... W, 4-3 ..... H  
 10/31/81 ..... L, 4-6 ..... A  
 11/18/81 ..... W, 7-1 ..... H  
 2/14/82 ..... L, 3-5 ..... A  
 11/8/82 ..... T, 2-2 ..... A  
 11/10/82 ..... W, 3-0 ..... H  
 12/9/82 ..... W, 6-4 ..... A  
 1/23/83 ..... W, 3-1 ..... H  
 2/5/83 ..... W, 5-4 ..... H  
 3/8/83 ..... W, 5-4 ..... A  
 3/24/83 ..... W, 5-3 ..... H  
 10/26/83 ..... W, 2-0 ..... A  
 12/1/83 ..... W, 8-4 ..... H  
 12/2/83 ..... T, 2-2\* ..... A  
 12/31/83 ..... W, 3-2 ..... A  
 2/2/84 ..... W, 2-0 ..... A  
 3/14/84 ..... T, 3-3\* ..... H  
 3/28/84 ..... W, 6-2 ..... H  
 11/3/84 ..... W, 6-4 ..... H  
 11/10/84 ..... T, 2-2\* ..... A  
 12/4/84 ..... W, 4-1 ..... H  
 1/12/85 ..... L, 3-5 ..... A  
 3/5/85 ..... W, 4-1 ..... H  
 3/19/85 ..... W, 4-1 ..... H  
 3/28/85 ..... L, 2-3 ..... A  
 10/12/85 ..... L, 1-4 ..... A  
 11/30/85 ..... W, 6-2 ..... A  
 1/3/86 ..... W, 3-2 ..... A

1/4/86 ..... W, 9-3 ..... H  
 1/17/86 ..... W, 4-3 ..... A  
 2/1/86 ..... W, 5-4 ..... H  
 3/4/86 ..... W, 4-2 ..... H  
 10/25/86 ..... W, 2-1 ..... H  
 12/9/86 ..... W, 4-2 ..... H  
 12/19/86 ..... L, 4-6 ..... A  
 1/18/87 ..... W, 6-1 ..... A  
 1/20/87 ..... W, 6-3 ..... H  
 3/3/87 ..... W, 3-2 ..... H  
 4/5/87 ..... W, 6-5\* ..... A  
 11/7/87 ..... L, 1-4 ..... A  
 12/30/87 ..... W, 4-3 ..... A  
 1/19/88 ..... W, 6-4 ..... H  
 2/17/88 ..... W, 4-3 ..... A  
 3/1/88 ..... W, 5-3 ..... H  
 3/2/88 ..... W, 6-1 ..... A  
 3/20/88 ..... L, 2-4 ..... H  
 10/15/88 ..... W, 8-5 ..... H  
 11/12/88 ..... L, 3-6 ..... H  
 11/19/88 ..... W, 3-2 ..... A  
 12/7/88 ..... L, 1-5 ..... A  
 1/20/89 ..... L, 5-6\* ..... H  
 4/1/89 ..... W, 6-4 ..... H  
 4/2/89 ..... L, 4-7 ..... A  
 12/2/89 ..... W, 5-3 ..... A  
 12/27/89 ..... W, 3-1 ..... A  
 1/16/90 ..... W, 9-6 ..... H  
 1/24/90 ..... L, 2-3 ..... A  
 2/9/90 ..... L, 3-5 ..... H  
 3/4/90 ..... W, 4-3 ..... H  
 3/27/90 ..... L, 1-4 ..... A  
 10/17/90 ..... L, 2-3 ..... A  
 10/20/90 ..... W, 4-0 ..... H  
 12/7/90 ..... W, 5-2 ..... H  
 12/8/90 ..... L, 2-4 ..... A  
 1/1/91 ..... W, 4-3 ..... H  
 2/25/91 ..... L, 1-5 ..... A  
 3/30/91 ..... W, 4-0 ..... H  
 10/18/91 ..... W, 6-5 ..... H  
 10/19/91 ..... W, 5-1 ..... A  
 11/20/91 ..... L, 5-6\* ..... A  
 12/29/91 ..... W, 4-3 ..... A  
 1/24/92 ..... L, 2-5 ..... H  
 3/7/92 ..... W, 3-2\* ..... H  
 4/12/92 ..... W, 4-3\* ..... H  
 10/12/92 ..... L, 2-4 ..... A  
 11/13/92 ..... L, 0-3 ..... A  
 11/14/92 ..... L, 3-4\* ..... H  
 12/9/92 ..... W, 6-2 ..... H  
 1/1/93 ..... W, 9-2 ..... H  
 3/27/93 ..... L, 2-5 ..... H  
 4/10/93 ..... L, 3-5 ..... H  
 10/8/93 ..... L, 3-6 ..... H  
 10/9/93 ..... L, 4-6 ..... A  
 1/9/94 ..... W, 4-0 ..... A  
 1/14/94 ..... L, 2-5 ..... H  
 4/1/94 ..... W, 2-1 ..... H  
 2/15/95 ..... L, 2-4 ..... A  
 2/20/95 ..... L, 0-2 ..... H  
 2/25/95 ..... T, 3-3\* ..... A  
 4/12/95 ..... L, 1-2 ..... H  
 1/6/96 ..... L, 1-3 ..... A  
 1/25/96 ..... L, 1-3 ..... A  
 2/18/96 ..... L, 0-3 ..... A  
 2/24/96 ..... L, 1-2 ..... H  
 4/11/96 ..... L, 2-3 ..... H

11/12/96 ..... L, 2-3\* ..... A  
 11/22/96 ..... W, 5-1 ..... A  
 11/23/96 ..... W, 4-3 ..... H  
 3/15/97 ..... L, 2-3 ..... A  
 3/19/97 ..... T, 2-2\* ..... H  
 4/1/97 ..... L, 0-1 ..... H  
 10/4/97 ..... W, 4-1 ..... H  
 11/1/97 ..... L, 1-3 ..... A  
 12/23/97 ..... T, 1-1\* ..... H  
 3/20/98 ..... W, 2-0 ..... H  
 3/21/98 ..... L, 2-3 ..... A  
 12/1/98 ..... L, 0-4 ..... H  
 12/30/98 ..... L, 2-3 ..... H  
 1/9/99 ..... W, 3-2 ..... A  
 1/9/99 ..... W, 3-2 ..... A  
 2/12/99 ..... W, 3-2 ..... A  
 4/8/99 ..... L, 0-1 ..... A  
 11/13/99 ..... W, 4-2 ..... H  
 12/18/99 ..... L, 4-5 ..... A  
 1/14/00 ..... W, 3-2\* ..... A  
 3/11/00 ..... W, 4-2 ..... H  
 10/19/00 ..... W, 5-2 ..... H  
 12/9/00 ..... W, 3-2 ..... A  
 12/29/00 ..... L, 2-4 ..... A  
 4/3/01 ..... L, 4-6 ..... H  
 10/6/01 ..... W, 6-1 ..... H  
 12/8/01 ..... L, 1-3 ..... A  
 3/29/02 ..... W, 3-1 ..... A  
 4/13/02 ..... L, 3-4\* ..... H  
 12/27/02 ..... W, 3-2 ..... H  
 12/28/02 ..... OTL, 1-2\* ..... A  
 2/5/03 ..... L, 1-4 ..... H  
 3/1/03 ..... OTL, 1-2\* ..... A  
 12/4/03 ..... L, 0-3 ..... A  
 1/1/04 ..... T, 1-2\* ..... H  
 1/17/04 ..... OTL, 1-2\* ..... A  
 2/19/04 ..... W, 3-1 ..... H  
 11/11/05 ..... L, 3-4 ..... H  
 11/12/05 ..... L, 2-3 ..... A  
 12/28/05 ..... L, 2-7 ..... A  
 3/10/06 ..... L, 3-4 so ..... H  
 12/22/06 ..... L, 1-4 ..... H  
 11/20/06 ..... L, 3-4 ..... A  
 2/24/07 ..... W, 4-2 ..... A  
 2/25/07 ..... L, 2-3 ..... H  
 12/7/07 ..... L, 2-3 ..... H  
 12/10/07 ..... W, 3-2 ..... H  
 2/24/08 ..... L, 1-2 ot ..... H  
 2/29/08 ..... W, 4-0 ..... A  
 10/18/08 ..... L, 3-4 so ..... H  
 11/14/08 ..... W, 3-1 ..... H  
 11/15/08 ..... L, 5-6 so ..... A  
 2/3/09 ..... W, 5-2 ..... A  
 10/12/09 ..... L, 2-3 so ..... H  
 11/4/09 ..... L, 2-3 ..... A  
 11/14/09 ..... L, 2-5 ..... A  
 12/26/09 ..... W, 4-1 ..... H  
 10/9/10 ..... W, 7-2 ..... H  
 11/22/10 ..... L, 0-5 ..... A  
 12/21/10 ..... W, 5-1 ..... H  
 3/18/11 ..... W, 3-0 ..... A  
 11/11/11 ..... W, 3-1 ..... A  
 11/12/11 ..... L, 2-3 so ..... H  
 12/23/11 ..... L, 3-4 so ..... A  
 3/2/12 ..... L, 0-5 ..... H  
 1/25/13 ..... L, 2-3 ot ..... A  
 2/21/13 ..... L, 2-3 ..... H  
 2/23/13 ..... W, 5-1 ..... H

12/21/13 ..... L, 4-5 ot ..... H  
 1/24/14 ..... L, 1-2 ..... A  
 2/8/14 ..... W, 3-0 ..... H  
 4/4/14 ..... L, 1-2 ..... A  
 10/16/14 ..... W, 6-2 ..... H  
 11/14/14 ..... L, 0-1 ..... H  
 12/6/14 ..... W, 4-1 ..... A  
 12/20/14 ..... W, 4-0 ..... A  
 3/26/15 ..... W, 3-2 ot ..... H  
 10/10/15 ..... W, 5-3 ..... H  
 2/6/16 ..... W, 3-2 so ..... H  
 2/20/16 ..... W, 4-3 ..... H  
 3/25/16 ..... W, 1-0 ot ..... A  
 12/29/16 ..... L, 1-2 so ..... H  
 12/31/16 ..... W, 6-2 ..... A  
 1/26/17 ..... W, 5-2 ..... A  
 3/2/17 ..... W, 1-0 ..... H  
 10/13/17 ..... W, 5-2 ..... A  
 12/30/17 ..... W, 5-2 ..... H  
 1/18/18 ..... OTL, 3-4 ..... A  
 4/7/18 ..... W, 5-3 ..... H  
 10/11/18 ..... L, 0-6 ..... H  
 11/30/18 ..... W, 6-3 ..... H  
 3/8/19 ..... W, 3-0 ..... H  
 3/19/19 ..... W, 4-1 ..... A  
 12/20/19 ..... W, 6-3 ..... A  
 1/11/20 ..... L, 1-5 ..... H  
 1/16/20 ..... W, 5-2 ..... H  
 2/22/20 ..... L, 2-3 ..... A  
 2/21/21 ..... W, 4-3 ..... H  
 2/27/21 ..... W, 5-2 ..... A  
 2/28/21 ..... W, 3-2 ..... A  
 3/9/21 ..... W, 5-4 ot ..... H  
 3/25/21 ..... W, 4-3 ..... H  
 3/26/21 ..... W, 4-0 ..... H  
 4/2/21 ..... W, 2-1 ot ..... A  
 4/4/21 ..... W, 5-4 ..... A  
 10/21/21 ..... W, 4-1 ..... A  
 1/2/22 ..... L, 3-4 ot ..... H  
 3/26/22 ..... W, 4-3 ..... H  
 10/24/22 ..... W, 6-3 ..... A  
 11/26/22 ..... L, 1-5 ..... A  
 3/9/23 ..... L, 2-3 so ..... H  
 4/13/23 ..... L, 3-4 ot ..... H  
 10/25/23 ..... W, 6-4 ..... A  
 11/10/23 ..... W, 4-2 ..... A  
 1/3/24 ..... L, 3-6 ..... H  
 2/20/24 ..... W, 6-2 ..... H

## NEW YORK ISLANDERS

**Lead, 124-98-13-7**  
**Home: 63-43-11-4**  
**Away: 61-55-2-3**

10/20/74 ..... L, 0-5 ..... H  
 12/29/74 ..... L, 0-7 ..... H  
 1/2/75 ..... L, 2-5 ..... A  
 2/8/75 ..... L, 1-5 ..... A  
 11/1/75 ..... L, 3-7 ..... A  
 1/21/76 ..... L, 2-5 ..... H  
 2/22/76 ..... L, 0-4 ..... H  
 3/6/76 ..... L, 3-6 ..... A  
 1/15/77 ..... L, 1-2 ..... A  
 1/16/77 ..... T, 2-2 ..... H  
 2/5/77 ..... T, 3-3 ..... A  
 2/20/77 ..... T, 2-2 ..... H  
 11/13/77 ..... L, 0-6 ..... H

1/14/78 ..... L, 0-4 ..... H  
 2/4/78 ..... L, 1-6 ..... A  
 4/1/78 ..... L, 2-3 ..... A  
 11/4/78 ..... L, 1-4 ..... A  
 11/17/78 ..... L, 2-4 ..... H  
 1/16/79 ..... L, 2-6 ..... A  
 4/1/79 ..... W, 6-4 ..... H  
 12/22/79 ..... L, 1-2 ..... A  
 1/12/80 ..... L, 2-5 ..... A  
 1/27/80 ..... W, 7-1 ..... H  
 3/9/80 ..... W, 3-1 ..... H  
 10/12/80 ..... L, 1-2 ..... H  
 1/17/81 ..... L, 4-6 ..... A  
 3/29/81 ..... L, 4-5 ..... H  
 4/4/81 ..... L, 1-4 ..... A  
 10/23/81 ..... L, 2-4 ..... H  
 10/24/81 ..... L, 4-6 ..... A  
 12/17/81 ..... L, 1-4 ..... A  
 1/17/82 ..... T, 2-2 ..... H  
 2/2/82 ..... L, 6-7 ..... A  
 2/4/82 ..... L, 2-5 ..... H  
 3/21/82 ..... L, 2-3 ..... H  
 3/23/82 ..... L, 1-8 ..... A  
 10/21/82 ..... L, 3-6 ..... A  
 11/13/82 ..... W, 3-1 ..... H  
 11/28/82 ..... T, 3-3 ..... H  
 12/23/82 ..... W, 5-1 ..... A  
 2/10/83 ..... L, 3-8 ..... A  
 3/12/83 ..... L, 2-6 ..... A  
 3/30/83 ..... L, 1-7 ..... H  
 10/8/83 ..... L, 7-8\* ..... H  
 11/18/83 ..... W, 7-1 ..... H  
 11/19/83 ..... L, 2-6 ..... A  
 12/22/83 ..... L, 1-6 ..... A  
 12/23/83 ..... W, 7-3 ..... H  
 3/17/84 ..... W, 2-1 ..... A  
 3/31/84 ..... L, 1-3 ..... H  
 11/20/84 ..... L, 3-5 ..... A  
 11/23/84 ..... L, 1-5 ..... H  
 12/27/84 ..... W, 5-4\* ..... A  
 1/26/85 ..... W, 5-1 ..... H  
 1/27/85 ..... W, 5-2 ..... A  
 3/16/85 ..... L, 4-6 ..... A  
 3/30/85 ..... W, 4-3 ..... H  
 11/1/85 ..... W, 5-3 ..... H  
 11/2/85 ..... L, 3-5 ..... A  
 1/24/86 ..... L, 5-7 ..... H  
 2/18/86 ..... W, 5-4 ..... A  
 3/8/86 ..... W, 6-2 ..... A  
 3/9/86 ..... W, 3-1 ..... H  
 3/28/86 ..... L, 3-4 ..... H  
 10/16/86 ..... L, 4-7 ..... A  
 11/4/86 ..... L, 1-7 ..... A  
 12/26/86 ..... W, 2-1 ..... H  
 1/15/87 ..... W, 3-2 ..... A  
 1/30/87 ..... T, 3-3\* ..... H  
 3/24/87 ..... W, 3-1 ..... A  
 3/27/87 ..... T, 2-2\* ..... H  
 11/10/87 ..... L, 3-4\* ..... A  
 12/4/87 ..... L, 4-6 ..... H  
 2/5/88 ..... L, 2-4 ..... H  
 2/12/88 ..... W, 6-2 ..... H  
 2/27/88 ..... W, 3-0 ..... A  
 3/18/88 ..... T, 3-3\* ..... H  
 3/31/88 ..... L, 3-7 ..... A  
 11/4/88 ..... W, 4-2 ..... H  
 11/5/88 ..... L, 3-4\* ..... A

11/22/88 ..... W, 4-2 ..... A  
 11/23/88 ..... W, 7-6 ..... H  
 12/31/88 ..... L, 4-6 ..... A  
 3/26/89 ..... W, 3-2 ..... H  
 3/28/89 ..... L, 4-5 ..... A  
 10/20/89 ..... L, 3-5 ..... H  
 11/7/89 ..... W, 5-3 ..... A  
 11/22/89 ..... W, 5-3 ..... H  
 12/15/89 ..... L, 3-5 ..... A  
 1/13/90 ..... L, 2-4 ..... H  
 2/2/90 ..... L, 3-5 ..... A  
 3/20/90 ..... W, 3-0 ..... H  
 10/19/90 ..... W, 4-3 ..... H  
 11/30/90 ..... W, 5-2 ..... A  
 12/1/90 ..... W, 3-1 ..... A  
 1/27/91 ..... W, 5-4\* ..... H  
 1/31/91 ..... W, 4-3\* ..... A  
 3/2/91 ..... W, 2-3 ..... H  
 3/21/91 ..... W, 6-2 ..... A  
 11/2/91 ..... W, 7-4 ..... A  
 11/29/91 ..... L, 2-3 ..... H  
 1/30/91 ..... L, 1-8 ..... A  
 1/1/92 ..... W, 8-5 ..... H  
 2/23/92 ..... W, 4-1 ..... A  
 3/15/92 ..... W, 5-2 ..... H  
 4/13/92 ..... T, 1-1\* ..... H  
 10/23/92 ..... L, 2-5 ..... H  
 12/5/92 ..... W, 5-3 ..... A  
 1/14/93 ..... W, 3-0 ..... A  
 2/23/93 ..... W, 4-2 ..... A  
 3/7/93 ..... L, 2-3 ..... H  
 3/25/93 ..... W, 5-2 ..... A  
 4/6/93 ..... L, 2-3 ..... H  
 11/30/93 ..... L, 4-6 ..... H  
 2/18/94 ..... W, 3-1 ..... H  
 2/21/94 ..... L, 0-4 ..... A  
 3/29/94 ..... T, 2-2\* ..... H  
 4/5/94 ..... L, 3-4\* ..... H  
 1/27/95 ..... W, 5-2 ..... H  
 3/2/95 ..... W, 4-3 ..... A  
 4/4/95 ..... W, 5-4 ..... A  
 4/26/95 ..... W, 6-5 ..... H  
 11/4/95 ..... W, 3-2 ..... A  
 12/14/95 ..... W, 4-3\* ..... H  
 12/23/95 ..... L, 1-3 ..... A  
 2/3/96 ..... W, 6-5\* ..... H  
 3/26/96 ..... W, 7-1 ..... A  
 11/2/96 ..... L, 1-6 ..... A  
 11/29/96 ..... L, 0-2 ..... H  
 12/7/96 ..... L, 0-2 ..... A  
 3/2/97 ..... L, 0-2 ..... H  
 4/12/97 ..... W, 6-2 ..... H  
 10/8/97 ..... W, 6-3 ..... A  
 10/11/97 ..... W, 3-1 ..... H  
 12/16/97 ..... T, 2-2\* ..... H  
 3/12/98 ..... W, 2-1 ..... A  
 3/31/98 ..... W, 5-2 ..... H  
 4/13/98 ..... W, 2-0 ..... A  
 11/14/98 ..... W, 5-3 ..... A  
 12/4/98 ..... W, 5-1 ..... H  
 1/11/99 ..... W, 4-3 ..... H  
 2/9/99 ..... W, 2-1 ..... A  
 11/27/99 ..... W, 4-3 ..... A  
 12/7/99 ..... W, 4-2 ..... H  
 2/28/00 ..... W, 3-2 ..... A  
 3/15/00 ..... W, 4-3 ..... H  
 10/21/00 ..... T, 4-4\* ..... H

# Game-by-Game Results by Team

11/24/00 ..... W, 1-0 ..... H  
 12/12/00 ..... W, 3-2 ..... A  
 3/6/01 ..... W, 5-1 ..... A  
 11/27/01 ..... T, 5-5\* ..... A  
 1/1/02 ..... W, 3-2 ..... H  
 3/30/02 ..... W, 4-2 ..... H  
 4/6/02 ..... L, 4-5 ..... A  
 10/12/02 ..... W, 2-1 ..... A  
 12/12/02 ..... W, 3-1 ..... A  
 1/13/03 ..... W, 4-3\* ..... H  
 2/7/03 ..... W, 3-0 ..... H  
 10/9/03 ..... W, 6-1 ..... H  
 12/2/03 ..... W, 4-1 ..... A  
 12/21/03 ..... L, 4-5 ..... H  
 3/23/04 ..... L, 0-3 ..... A  
 10/13/05 ..... L, 3-5 ..... H  
 1/31/06 ..... L, 3-5 ..... A  
 3/6/06 ..... W, 5-2 ..... H  
 4/8/06 ..... L, 0-5 ..... A  
 11/25/06 ..... L, 1-4 ..... A  
 2/4/07 ..... W, 2-1 so ..... H  
 3/3/07 ..... L, 2-6 ..... H  
 3/10/07 ..... L, 2-5 ..... A  
 10/8/07 ..... W, 2-1 ..... A  
 10/18/07 ..... L, 2-5 ..... H  
 12/22/07 ..... L, 2-3 ot ..... A  
 2/20/08 ..... L, 2-3 so ..... H  
 12/4/08 ..... W, 5-2 ..... H  
 12/16/08 ..... W, 5-4 ot ..... A  
 1/19/09 ..... W, 2-1 ot ..... A  
 4/1/09 ..... W, 5-3 ..... H  
 10/24/09 ..... W, 3-2 ot ..... A  
 10/30/09 ..... L, 3-4 ot ..... H  
 11/11/09 ..... W, 5-4 so ..... H  
 1/26/10 ..... W, 7-2 ..... A  
 10/13/10 ..... W, 2-1 ..... H  
 1/20/11 ..... W, 2-1 ..... A  
 2/26/11 ..... W, 3-2 ..... A  
 3/1/11 ..... W, 2-1 ot ..... H  
 11/5/11 ..... L, 3-5 ..... A  
 1/17/12 ..... L, 0-3 ..... H  
 2/28/12 ..... W, 3-2 ot ..... H  
 3/13/12 ..... W, 5-4 so ..... A  
 3/9/13 ..... L, 2-5 ..... A  
 3/26/13 ..... L, 2-3 ..... H  
 4/4/13 ..... W, 2-1 so ..... H  
 11/5/13 ..... W, 6-2 ..... H  
 11/30/13 ..... W, 3-2 ot ..... A  
 2/4/14 ..... L, 0-1 ..... H  
 4/5/14 ..... W, 4-3 so ..... A  
 11/26/14 ..... L, 2-3 ot ..... A  
 11/28/14 ..... W, 5-2 ..... H  
 12/29/14 ..... L, 3-4 ot ..... A  
 2/21/15 ..... W, 3-2 so ..... H  
 1/7/16 ..... W, 4-1 ..... A  
 2/4/16 ..... W, 3-2 ..... H  
 2/18/16 ..... W, 3-2 ot ..... A  
 4/5/16 ..... L, 3-4 ot ..... H  
 10/15/16 ..... W, 2-1 ..... H  
 12/1/16 ..... L, 0-3 ..... H  
 12/13/16 ..... W, 4-2 ..... A  
 12/27/16 ..... L, 3-4 ..... A  
 1/31/17 ..... L, 2-3 ..... A  
 11/2/17 ..... W, 4-3 ..... H  
 12/11/17 ..... L, 1-3 ..... A  
 3/15/18 ..... W, 7-3 ..... A  
 3/16/18 ..... W, 6-3 ..... H

11/26/18 ..... W, 4-1 ..... A  
 1/18/19 ..... L, 0-2 ..... H  
 3/1/19 ..... W, 3-1 ..... A  
 4/6/19 ..... L, 0-3 ..... H  
 10/4/19 ..... W, 2-1 ..... A  
 12/31/19 ..... L, 3-4 ..... H  
 1/18/20 ..... W, 6-4 ..... A  
 2/10/20 ..... L, 3-5 ..... H  
 1/26/21 ..... W, 3-2 ..... H  
 1/28/21 ..... W, 6-3 ..... H  
 3/16/21 ..... W, 3-1 ..... H  
 4/1/21 ..... L, 4-8 ..... A  
 4/6/21 ..... L, 0-1 ..... A  
 4/22/21 ..... W, 1-0 so ..... A  
 4/24/21 ..... W, 6-3 ..... A  
 4/27/21 ..... W, 1-0 ..... H  
 1/15/22 ..... W, 2-0 ..... A  
 3/15/22 ..... W, 4-3 so ..... H  
 4/26/22 ..... L, 1-4 ..... H  
 4/28/22 ..... L, 1-5 ..... A  
 1/16/23 ..... W, 4-3 ot ..... A  
 3/11/23 ..... W, 5-1 ..... A  
 3/29/23 ..... L, 1-2 so ..... H  
 4/10/23 ..... W, 5-2 ..... H  
 11/2/23 ..... L, 0-3 ..... H  
 11/11/23 ..... W, 4-1 ..... A  
 12/20/23 ..... W, 3-2 ot ..... H  
 12/29/23 ..... L, 1-5 ..... A

## NEW YORK RANGERS

**Lead, 117-101-18-8**  
**Home: 65-43-9-4**  
**Away: 52-58-9-4**

10/9/74 ..... L, 3-6 ..... A  
 12/12/74 ..... T, 6-6 ..... H  
 2/9/75 ..... L, 3-7 ..... A  
 2/11/75 ..... W, 7-4 ..... H  
 12/7/75 ..... L, 2-5 ..... A  
 1/23/76 ..... W, 7-5 ..... H  
 2/18/76 ..... L, 4-11 ..... A  
 3/16/76 ..... W, 5-2 ..... H  
 11/10/76 ..... W, 5-5 ..... A  
 12/1/76 ..... L, 1-4 ..... A  
 12/28/76 ..... L, 2-5 ..... H  
 3/25/77 ..... W, 7-2 ..... H  
 12/21/77 ..... T, 5-5 ..... A  
 12/30/77 ..... T, 3-3 ..... H  
 3/12/78 ..... L, 2-8 ..... A  
 3/24/78 ..... L, 4-11 ..... H  
 11/26/78 ..... L, 4-9 ..... A  
 1/24/79 ..... W, 5-1 ..... H  
 2/18/79 ..... T, 6-6 ..... A  
 3/20/79 ..... T, 2-2 ..... H  
 10/14/79 ..... W, 5-3 ..... A  
 12/15/79 ..... W, 5-4 ..... H  
 12/30/79 ..... L, 2-5 ..... A  
 2/2/80 ..... L, 3-6 ..... H  
 10/18/80 ..... W, 8-2 ..... H  
 12/10/80 ..... L, 2-6 ..... A  
 12/26/80 ..... W, 7-3 ..... H  
 2/21/81 ..... L, 4-3 ..... H  
 11/7/81 ..... L, 1-3 ..... A  
 12/20/81 ..... W, 3-2 ..... A  
 12/26/81 ..... T, 4-4 ..... H  
 1/3/82 ..... W, 4-3 ..... A  
 1/24/82 ..... T, 4-4 ..... A

1/27/82 ..... L, 4-5 ..... H  
 3/14/82 ..... T, 5-5 ..... A  
 3/20/82 ..... L, 3-4 ..... H  
 10/6/82 ..... W, 5-4 ..... A  
 12/10/82 ..... T, 4-4 ..... H  
 1/1/83 ..... L, 2-7 ..... H  
 2/16/83 ..... L, 4-5 ..... A  
 3/3/83 ..... W, 4-3 ..... A  
 3/27/83 ..... L, 4-5 ..... A  
 4/3/83 ..... W, 3-0 ..... H  
 10/13/83 ..... L, 3-4 ..... A  
 11/12/83 ..... W, 7-4 ..... H  
 11/16/83 ..... L, 1-4 ..... A  
 11/25/83 ..... W, 2-1 ..... H  
 12/7/83 ..... L, 5-7 ..... A  
 1/2/84 ..... T, 2-2\* ..... H  
 3/3/84 ..... W, 5-1 ..... H  
 10/20/84 ..... L, 5-6 ..... H  
 11/7/84 ..... L, 3-4 ..... A  
 11/28/84 ..... W, 2-1 ..... A  
 12/15/84 ..... W, 4-2 ..... H  
 12/16/84 ..... W, 6-3 ..... A  
 1/19/85 ..... W, 7-1 ..... H  
 2/28/85 ..... W, 5-4 ..... A  
 10/10/85 ..... L, 2-4 ..... A  
 11/19/85 ..... L, 2-5 ..... H  
 12/29/85 ..... L, 5-6 ..... A  
 1/1/86 ..... W, 3-0 ..... H  
 3/1/86 ..... W, 4-0 ..... H  
 3/2/86 ..... W, 4-2 ..... A  
 4/5/86 ..... T, 4-4\* ..... H  
 10/13/86 ..... W, 7-6\* ..... A  
 12/14/86 ..... L, 1-3 ..... H  
 12/17/86 ..... L, 1-6 ..... A  
 2/4/87 ..... L, 2-3 ..... A  
 2/7/87 ..... L, 4-5\* ..... H  
 3/1/87 ..... W, 7-3 ..... H  
 4/1/87 ..... W, 5-1 ..... A  
 10/17/87 ..... W, 4-3 ..... H  
 10/19/87 ..... W, 4-2 ..... A  
 1/8/88 ..... W, 8-4 ..... H  
 2/6/88 ..... L, 0-3 ..... H  
 2/11/88 ..... W, 5-3 ..... A  
 3/12/88 ..... L, 2-4 ..... H  
 3/16/88 ..... W, 8-4 ..... A  
 10/19/88 ..... L, 1-5 ..... A  
 10/21/88 ..... L, 1-4 ..... H  
 12/19/88 ..... L, 1-3 ..... A  
 12/23/88 ..... T, 2-2\* ..... H  
 1/4/89 ..... T, 3-3\* ..... A  
 2/1/89 ..... W, 4-3\* ..... A  
 3/11/89 ..... W, 4-2 ..... H  
 10/13/89 ..... W, 7-4 ..... H  
 12/23/89 ..... W, 3-2 ..... H  
 1/3/90 ..... L, 1-2 ..... A  
 2/23/90 ..... L, 3-6 ..... H  
 2/28/90 ..... L, 2-3 ..... A  
 3/31/90 ..... W, 2-1 ..... H  
 4/1/90 ..... W, 3-2 ..... A  
 10/10/90 ..... L, 2-4 ..... A  
 10/13/90 ..... L, 2-5 ..... H  
 11/28/90 ..... W, 6-3 ..... A  
 12/17/90 ..... L, 3-5 ..... A  
 12/28/90 ..... L, 3-5 ..... H  
 2/22/91 ..... W, 3-2 ..... H  
 2/27/91 ..... T, 4-4\* ..... A  
 10/11/91 ..... W, 5-1 ..... H

10/14/91 ..... W, 5-3 ..... A  
 11/13/91 ..... W, 5-3 ..... A  
 12/13/91 ..... L, 3-5 ..... H  
 12/26/91 ..... L, 6-8 ..... H  
 2/7/92 ..... W, 6-2 ..... H  
 3/9/92 ..... W, 5-2 ..... A  
 10/9/92 ..... L, 2-4 ..... H  
 10/21/92 ..... L, 1-2 ..... A  
 11/11/92 ..... W, 7-4 ..... A  
 12/4/92 ..... W, 8-4 ..... H  
 12/29/92 ..... W, 4-3\* ..... H  
 1/13/93 ..... L, 4-5 ..... A  
 4/4/93 ..... L, 0-4 ..... H  
 4/14/93 ..... W, 2-0 ..... A  
 4/16/93 ..... W, 4-2 ..... H  
 10/11/93 ..... L, 2-5 ..... A  
 11/13/93 ..... L, 0-2 ..... H  
 11/28/93 ..... L, 1-3 ..... A  
 12/23/93 ..... L, 0-1 ..... H  
 2/7/94 ..... W, 4-1 ..... A  
 3/9/94 ..... L, 5-7 ..... N  
 2/8/95 ..... L, 4-5 ..... A  
 3/5/95 ..... W, 4-2 ..... H  
 3/18/95 ..... W, 4-1 ..... H  
 4/24/95 ..... L, 4-5 ..... A  
 12/16/95 ..... W, 3-2 ..... H  
 12/18/95 ..... L, 0-3 ..... A  
 1/5/96 ..... T, 4-4\* ..... H  
 2/27/96 ..... W, 5-3 ..... A  
 3/9/96 ..... L, 1-6 ..... H  
 4/10/96 ..... W, 4-1 ..... A  
 10/23/96 ..... W, 3-2 ..... A  
 11/9/96 ..... W, 3-2 ..... H  
 1/9/97 ..... W, 2-0 ..... H  
 1/22/97 ..... L, 3-5 ..... H  
 3/12/97 ..... L, 2-3 ..... A  
 12/2/97 ..... W, 3-2\* ..... A  
 1/3/98 ..... L, 2-3 ..... H  
 1/8/98 ..... W, 5-3 ..... A  
 1/26/98 ..... T, 2-2\* ..... A  
 4/14/98 ..... W, 3-1 ..... H  
 1/7/99 ..... W, 5-1 ..... H  
 1/26/99 ..... L, 1-4 ..... H  
 2/1/99 ..... W, 3-1 ..... A  
 3/4/99 ..... L, 2-4 ..... H  
 3/15/99 ..... T, 1-1\* ..... A  
 11/11/99 ..... OTL, 4-5\* ..... H  
 12/17/99 ..... W, 3-2\* ..... A  
 3/23/00 ..... W, 4-1 ..... A  
 4/3/00 ..... W, 4-1 ..... H  
 11/9/00 ..... L, 3-5 ..... H  
 12/6/00 ..... L, 2-3 ..... A  
 3/9/01 ..... W, 5-3 ..... H  
 3/19/01 ..... L, 3-6 ..... A  
 10/10/01 ..... W, 5-2 ..... A  
 11/23/01 ..... W, 6-2 ..... H  
 12/4/01 ..... W, 5-2 ..... H  
 1/26/02 ..... L, 3-6 ..... A  
 10/23/02 ..... W, 2-1 ..... A  
 1/4/03 ..... T, 2-2\* ..... A  
 1/15/03 ..... OTL, 1-2\* ..... H  
 1/26/03 ..... W, 7-2 ..... H  
 1/28/04 ..... W, 2-1 ..... A  
 3/5/04 ..... L, 2-3 ..... A  
 3/18/04 ..... W, 4-3 ..... H  
 4/3/04 ..... OTL, 2-3\* ..... H  
 10/10/05 ..... W, 3-2 ..... H

11/26/05 ..... L, 3-2 so ..... A  
 12/13/05 ..... W, 5-1 ..... H  
 3/16/06 ..... L, 4-5 ..... A  
 10/5/06 ..... L, 2-5 ..... A  
 11/11/06 ..... W, 3-1 ..... H  
 12/30/06 ..... L, 1-4 ..... A  
 2/10/07 ..... L, 2-5 ..... H  
 10/12/07 ..... L, 1-3 ..... A  
 11/1/07 ..... L, 0-2 ..... A  
 12/12/07 ..... W, 5-4 ot ..... H  
 2/10/08 ..... W, 3-2 ot ..... H  
 11/9/08 ..... W, 3-1 ..... H  
 12/23/08 ..... W, 5-4 ot ..... A  
 1/3/09 ..... W, 2-1 ..... H  
 2/11/09 ..... L, 4-5 so ..... A  
 10/8/09 ..... L, 3-4 ..... H  
 11/17/09 ..... W, 4-2 ..... A  
 2/4/10 ..... W, 6-5 ..... A  
 3/6/10 ..... W, 2-0 ..... H  
 11/9/10 ..... W, 5-3 ..... A  
 12/12/10 ..... L, 0-7 ..... H  
 1/24/11 ..... L, 1-2 so ..... A  
 2/25/11 ..... L, 0-6 ..... H  
 11/25/11 ..... L, 3-6 ..... H  
 12/28/11 ..... W, 4-1 ..... H  
 2/12/12 ..... L, 2-3 ..... A  
 4/7/12 ..... W, 4-1 ..... A  
 2/17/13 ..... L, 1-2 ..... A  
 3/10/13 ..... L, 1-4 ..... H  
 3/24/13 ..... W, 3-2 so ..... A  
 10/16/13 ..... L, 0-2 ..... H  
 12/8/13 ..... W, 4-1 ..... A  
 12/27/13 ..... W, 3-2 ..... H  
 1/19/14 ..... L, 1-4 ..... A  
 12/23/14 ..... L, 2-4 ..... A  
 3/11/15 ..... L, 1-3 ..... H  
 3/29/15 ..... W, 5-2 ..... A  
 4/11/15 ..... L, 2-4 ..... H  
 11/3/15 ..... L, 2-5 ..... A  
 12/20/15 ..... W, 7-3 ..... H  
 1/9/16 ..... W, 4-3 ot ..... H  
 1/17/16 ..... W, 5-2 ..... H  
 3/4/16 ..... L, 2-3 ..... H  
 10/22/16 ..... L, 2-4 ..... H  
 2/19/17 ..... L, 1-2 ..... A  
 2/28/17 ..... W, 4-1 ..... A  
 4/5/17 ..... W, 2-0 ..... H  
 12/8/17 ..... W, 4-2 ..... H  
 12/27/17 ..... SOL, 0-1 ..... A  
 3/26/18 ..... W, 4-2 ..... A  
 2/28/18 ..... W, 3-2 ot ..... H  
 3/11/01 ..... W, 6-5 ..... H  
 10/17/18 ..... W, 4-3 ot ..... H  
 11/24/18 ..... W, 5-3 ..... H  
 2/24/19 ..... W, 6-5 ot ..... A  
 3/3/19 ..... W, 3-2 so ..... A  
 10/18/19 ..... W, 5-2 ..... H  
 11/20/19 ..... L, 1-4 ..... A  
 3/5/20 ..... L, 5-6 ot ..... A  
 2/4/21 ..... L, 2-4 ..... A  
 2/20/21 ..... L, 1-4 ..... H  
 3/19/21 ..... W, 2-1 ..... H  
 3/20/21 ..... L, 1-3 ..... H  
 3/28/21 ..... W, 5-4 ..... H  
 3/30/21 ..... L, 2-5 ..... A  
 5/3/21 ..... W, 6-3 ..... A  
 5/5/21 ..... W, 4-2 ..... A  
 10/13/21 ..... W, 5-1 ..... H

## OTTAWA SENATORS

**Lead, 56-39-5-7**  
**Home: 32-14-4-4**  
**Away: 24-25-1-3**

10/16/92 ..... W, 5-1 ..... H  
 12/7/92 ..... W, 6-5 ..... A  
 12/21/92 ..... W, 4-3 ..... A  
 1/23/93 ..... W, 6-4 ..... H  
 12/4/93 ..... W, 6-1 ..... A  
 12/17/93 ..... W, 11-2 ..... H  
 4/6/94 ..... L, 5-6 ..... A  
 4/9/94 ..... W, 8-4 ..... H  
 2/23/95 ..... T, 5-5\* ..... A  
 3/10/95 ..... T, 2-2\* ..... H  
 3/21/95 ..... W, 1-0 ..... H  
 1/11/96 ..... W, 6-1 ..... H  
 2/1/96 ..... W, 4-2 ..... A  
 3/29/96 ..... W, 5-0 ..... H  
 4/6/96 ..... W, 4-3 ..... A  
 11/27/96 ..... L, 1-2 ..... H  
 1/15/97 ..... L, 1-5 ..... A  
 2/18/97 ..... L, 1-6 ..... H  
 4/3/97 ..... L, 0-4 ..... A  
 11/27/97 ..... L, 1-3 ..... A  
 12/27/97 ..... L, 0-3 ..... H  
 1/13/98 ..... W, 4-0 ..... H  
 3/14/98 ..... L, 0-4 ..... A  
 11/7/98 ..... W, 8-5 ..... A  
 11/20/98 ..... L, 1-4 ..... H  
 1/1/99 ..... L, 1-4 ..... H  
 2/13/99 ..... L, 3-2 ..... A  
 11/3/99 ..... W, 3-1 ..... H  
 1/16/00 ..... W, 2-1 ..... H  
 3/25/00 ..... W, 4-3 ..... A  
 4/4/00 ..... L, 0-4 ..... A  
 12/27/00 ..... W, 5-1 ..... A  
 1/18/01 ..... L, 4-5 ..... A  
 3/10/01 ..... T, 1-1\* ..... H  
 3/11/01 ..... W, 6-5 ..... H  
 11/1/01 ..... L, 5-11 ..... H  
 1/3/02 ..... L, 1-4 ..... A  
 2/24/19 ..... W, 6-5 ot ..... A  
 3/2/02 ..... W, 3-2\* ..... A  
 4/5/02 ..... T, 0-0\* ..... H  
 11/29/02 ..... L, 2-6 ..... H  
 1/18/03 ..... L, 2-5 ..... A  
 3/28/03 ..... W, 3-2 ..... A  
 4/3/03 ..... L, 1-5 ..... H  
 10/23/03 ..... L, 1-5 ..... A  
 1/3/04 ..... L, 2-5 ..... A  
 3/20/04 ..... T, 1-1\* ..... H  
 2/17/04 ..... T, 1-4 ..... H  
 3/8/04 ..... L, 1-4 ..... H  
 1/4/06 ..... L, 1-3 ..... H  
 3/2/06 ..... L, 1-7 ..... A  
 3/12/06 ..... L, 2-5 ..... H  
 4/1/06 ..... W, 1-0 ..... A

# Game-by-Game Results by Team

4/1/06..... W, 1-0..... A  
 11/6/06..... W, 4-3 ot..... H  
 12/6/06..... W, 6-2..... H  
 1/16/07..... L, 2-5..... A  
 1/30/07..... L, 2-3..... A  
 11/8/07..... W, 4-1..... A  
 12/29/07..... W, 8-6..... A  
 1/1/08..... W, 6-3..... H  
 1/15/08..... W, 4-2..... H  
 11/4/08..... L, 1-2 ot..... A  
 12/12/08..... W, 5-1..... H  
 1/20/09..... L, 2-3..... A  
 2/1/09..... W, 7-4..... H  
 11/23/09..... L, 3-4 ot..... A  
 1/7/10..... W, 5-2..... H  
 2/11/10..... L, 5-6..... A  
 3/30/10..... L, 4-5 ot..... H  
 10/11/10..... W, 3-2 ot..... H  
 12/19/10..... W, 3-2..... A  
 1/16/11..... W, 3-1..... H  
 3/25/11..... L, 0-2..... A  
 10/15/11..... W, 2-1..... H  
 12/3/11..... W, 3-2 ot..... H  
 12/7/11..... W, 5-3..... A  
 2/22/12..... L, 2-5..... A  
 1/29/13..... L, 2-3..... A  
 4/18/13..... L, 1-3..... A  
 4/25/13..... L, 1-2 ot..... H  
 11/27/13..... L, 4-6..... H  
 12/20/13..... L, 1-3..... A  
 1/21/14..... L, 0-2..... H  
 12/22/14..... W, 2-1..... H  
 2/5/15..... W, 2-1..... A  
 4/4/15..... L, 3-4 ot..... A  
 12/16/15..... W, 2-1..... A  
 1/10/16..... W, 7-1..... H  
 3/22/16..... W, 4-2..... A  
 1/11/17..... W, 2-1..... H  
 1/7/17..... W, 1-0..... A  
 1/24/17..... L, 0-3..... A  
 10/5/17..... W, 5-4 so..... A  
 11/22/17..... W, 5-2..... H  
 2/27/18..... W, 3-2..... H  
 12/22/18..... W, 4-0..... A  
 12/29/18..... W, 3-2..... A  
 2/26/19..... W, 7-2..... H  
 1/7/20..... W, 6-1..... H  
 1/31/20..... W, 5-3..... A  
 10/25/21..... W, 7-5..... A  
 1/22/22..... W, 3-2 ot..... H  
 2/13/22..... L, 1-4..... H  
 10/20/22..... L, 2-5..... A  
 12/22/22..... W, 3-2 ot..... A  
 12/29/22..... L, 3-4 ot..... H  
 10/18/23..... L, 1-6..... A  
 2/26/24..... W, 6-3..... H  
 4/7/24..... L, 2-3 ot..... H

## PHILADELPHIA FLYERS

**Trail, 99-112-19-12**  
**Home: 54-47-13-4**  
**Away: 45-65-6-8**  
**Neutral: 1-0-0**  
 11/9/74..... L, 2-6..... A  
 12/26/74..... L, 1-4..... H

1/16/75..... L, 0-4..... A  
 3/18/75..... L, 2-7..... H  
 10/9/75..... L, 4-5..... A  
 12/19/75..... L, 5-7..... H  
 2/24/76..... T, 5-5..... H  
 4/1/76..... L, 2-11..... A  
 12/3/76..... T, 4-4..... H  
 12/23/76..... L, 2-5..... A  
 1/30/77..... T, 5-5..... H  
 2/10/77..... L, 2-9..... A  
 11/3/77..... L, 1-4..... A  
 11/5/77..... L, 1-3..... H  
 2/12/78..... L, 1-4..... A  
 2/26/78..... L, 1-6..... H  
 12/19/78..... T, 4-4..... H  
 12/21/78..... L, 2-5..... A  
 1/9/79..... L, 2-5..... H  
 3/25/79..... L, 4-7..... A  
 1/15/80..... L, 4-7..... A  
 1/19/80..... T, 4-4..... H  
 3/29/80..... T, 3-3..... H  
 4/3/80..... L, 2-4..... A  
 12/20/80..... L, 2-5..... H  
 12/21/80..... W, 6-0..... A  
 1/4/81..... L, 1-8..... H  
 3/24/81..... W, 5-2..... A  
 10/14/81..... L, 4-5..... H  
 10/15/81..... L, 2-5..... A  
 11/21/81..... W, 10-4..... H  
 11/22/81..... W, 3-2..... A  
 3/7/82..... L, 1-7..... A  
 3/13/82..... W, 6-3..... H  
 3/25/82..... W, 4-3..... A  
 3/27/82..... T, 4-4..... H  
 10/9/82..... L, 2-3..... H  
 10/10/82..... L, 4-6..... A  
 12/19/82..... W, 3-1..... A  
 12/26/82..... L, 3-6..... H  
 1/18/83..... W, 4-1..... H  
 3/5/83..... W, 4-3..... H  
 3/20/83..... W, 3-2..... A  
 10/6/83..... L, 1-4..... A  
 10/22/83..... W, 4-1..... H  
 12/15/83..... L, 4-9..... A  
 12/26/83..... L, 4-5..... H  
 1/8/84..... W, 7-1..... A  
 2/11/84..... W, 6-3..... H  
 4/1/84..... W, 4-1..... A  
 10/11/84..... T, 2-2\*..... A  
 10/13/84..... L, 2-4..... H  
 12/23/84..... L, 4-7..... A  
 12/26/84..... W, 6-0..... H  
 2/9/85..... L, 4-5..... H  
 3/7/85..... L, 6-9..... H  
 3/8/85..... L, 2-4..... H  
 10/13/85..... L, 2-4..... H  
 1/9/86..... L, 0-4..... A  
 1/18/86..... W, 5-2..... H  
 2/22/86..... L, 1-3..... A  
 3/13/86..... L, 0-2..... A  
 3/23/86..... W, 6-5..... H  
 4/6/86..... L, 3-5..... A  
 10/11/86..... L, 1-6..... H  
 11/16/86..... L, 2-6..... A  
 11/28/86..... L, 1-4..... H  
 1/3/87..... L, 2-4..... H  
 1/11/87..... T, 2-2\*..... A

3/5/87..... L, 2-4..... A  
 4/4/87..... W, 3-2\*..... H  
 10/22/87..... W, 4-1..... A  
 12/26/87..... L, 2-3..... H  
 1/5/88..... W, 3-1..... A  
 1/31/88..... W, 1-0\*..... H  
 3/10/88..... L, 2-5..... A  
 3/25/88..... W, 5-3..... H  
 4/3/88..... T, 2-2\*..... A  
 12/6/88..... W, 4-3..... H  
 12/15/88..... L, 1-4..... A  
 12/27/88..... W, 4-3..... H  
 1/26/89..... W, 1-0..... A  
 2/5/89..... L, 1-3..... H  
 3/24/89..... W, 6-1..... H  
 3/30/89..... L, 4-5..... A  
 10/6/89..... W, 5-3..... H  
 12/1/89..... L, 2-3\*..... H  
 12/5/89..... W, 4-3..... A  
 12/19/89..... W, 2-1..... A  
 1/28/90..... W, 7-2..... H  
 12/11/90..... W, 4-1..... H  
 3/10/90..... W, 4-3..... A  
 3/29/90..... T, 2-2\*..... A  
 10/23/90..... W, 6-2..... A  
 1/4/91..... T, 3-3\*..... H  
 1/24/91..... L, 1-6..... A  
 2/10/91..... W, 5-2..... H  
 3/16/91..... W, 6-0..... H  
 3/28/91..... W, 3-0..... A  
 10/4/91..... W, 5-2..... H  
 12/5/91..... W, 4-3..... A  
 12/22/91..... L, 3-4\*..... A  
 1/28/92..... L, 2-3..... A  
 2/22/92..... W, 7-5..... H  
 3/14/92..... L, 1-3..... A  
 3/20/92..... L, 6-7..... H  
 10/10/92..... L, 2-4..... H  
 12/12/92..... W, 5-2..... A  
 12/26/92..... T, 5-5\*..... H  
 1/7/93..... L, 2-8..... A  
 3/5/93..... L, 0-3..... H  
 3/11/93..... L, 4-6..... A  
 4/8/93..... L, 3-4..... A  
 10/15/93..... L, 0-3..... H  
 12/9/93..... W, 4-2..... A  
 12/21/93..... W, 4-1..... A  
 1/29/94..... W, 4-2..... A  
 2/2/94..... W, 5-2..... H  
 3/4/94..... T, 3-3\*..... A  
 2/13/95..... L, 3-5..... A  
 2/28/95..... L, 2-4..... A  
 3/25/95..... T, 2-2\*..... H  
 4/8/95..... L, 1-3..... H  
 10/11/95..... L, 1-2..... A  
 11/14/95..... T, 2-2\*..... H  
 1/28/96..... W, 3-2\*..... H  
 2/22/96..... L, 3-5..... A  
 3/3/96..... W, 3-0..... H  
 10/30/96..... W, 4-2..... H  
 11/14/96..... W, 5-2..... A  
 1/11/97..... T, 3-3\*..... A  
 1/29/97..... L, 1-2..... H  
 3/9/97..... L, 0-5..... A  
 3/29/97..... L, 3-5..... H  
 10/31/97..... T, 2-2\*..... H  
 1/9/98..... W, 4-1..... H

1/31/98..... W, 3-2\*..... A  
 3/5/98..... L, 2-3..... A  
 4/11/98..... L, 3-4..... A  
 12/5/98..... L, 1-2..... A  
 1/13/99..... L, 0-3..... H  
 1/21/99..... L, 1-4..... A  
 4/10/99..... L, 1-2..... H  
 10/12/99..... W, 5-4..... H  
 1/30/00..... W, 2-0..... H  
 2/19/00..... L, 2-4..... A  
 3/9/00..... L, 1-3..... A  
 10/29/00..... T, 1-1\*..... A  
 11/18/00..... L, 3-5..... H  
 12/30/00..... W, 6-3..... H  
 1/28/01..... W, 4-2..... H  
 10/20/01..... L, 3-6..... A  
 10/30/01..... L, 0-3..... H  
 11/5/01..... L, 0-5..... A  
 12/26/01..... L, 1-4..... H  
 10/19/02..... L, 1-3..... A  
 11/2/02..... L, 1-2..... A  
 11/9/02..... W, 4-1..... H  
 3/10/03..... W, 2-1\*..... H  
 11/8/03..... L, 2-4..... A  
 1/25/04..... L, 1-4..... H  
 2/4/04..... L, 1-5..... A  
 3/4/04..... W, 2-1..... H  
 11/3/05..... L, 1-8..... A  
 12/31/05..... W, 4-3 so..... H  
 16/06..... L, 1-3..... H  
 2/10/06..... L, 4-5..... A  
 11/4/06..... W, 5-3..... A  
 12/9/06..... W, 5-3..... A  
 12/16/06..... W, 4-1..... H  
 1/9/07..... W, 6-2..... H  
 11/2/07..... L, 2-3..... H  
 11/23/07..... W, 4-3 ot..... A  
 1/13/08..... L, 4-6..... H  
 2/6/08..... W, 4-3..... A  
 12/20/08..... L, 1-7..... A  
 1/6/09..... W, 2-1 so..... H  
 2/24/09..... L, 2-3..... H  
 3/12/09..... W, 2-1..... A  
 10/6/09..... L, 5-6 ot..... A  
 10/27/09..... W, 4-2..... H  
 12/5/09..... W, 8-2..... A  
 1/17/10..... W, 5-3..... H  
 11/7/10..... W, 3-2 ot..... H  
 11/20/10..... L, 4-5 so..... H  
 1/18/11..... L, 2-3 ot..... A  
 3/22/11..... W, 5-4 so..... A  
 10/20/11..... W, 5-2..... A  
 12/13/11..... L, 1-5..... H  
 3/4/12..... L, 0-1..... H  
 3/22/12..... L, 1-2 so..... A  
 2/1/13..... W, 3-2..... H  
 2/27/13..... L, 1-4..... A  
 3/31/13..... L, 4-5 ot..... A  
 11/1/13..... W, 7-0..... A  
 12/15/13..... W, 5-4 so..... H  
 12/17/13..... L, 2-5..... H  
 3/2/14..... L, 4-5 ot..... H  
 3/5/14..... L, 4-6..... A  
 1/8/15..... L, 2-3 ot..... A  
 1/14/15..... W, 1-0..... H  
 2/8/15..... L, 1-3..... H  
 2/22/15..... L, 2-3..... A

11/12/15..... W, 5-2..... A  
 1/27/16..... L, 3-4 ot..... H  
 2/7/16..... W, 3-2..... H  
 3/30/16..... L, 1-2 so..... A  
 12/21/16..... L, 2-3 so..... A  
 1/15/17..... W, 5-0..... H  
 2/22/17..... W, 4-1..... A  
 3/4/17..... W, 2-1 ot..... H  
 10/14/17..... L, 2-8..... A  
 1/21/18..... OTL, 1-2..... H  
 1/31/18..... W, 5-3..... H  
 3/18/18..... L, 3-6..... A  
 1/18/19..... W, 5-3..... H  
 3/6/19..... W, 5-3..... A  
 3/14/19..... W, 5-2..... A  
 3/24/19..... W, 3-1..... H  
 11/13/19..... W, 2-1 so..... H  
 1/8/20..... OTL, 1-2..... H  
 2/8/20..... L, 2-7..... H  
 3/4/20..... L, 2-5..... A  
 2/7/21..... L, 4-7..... H  
 3/7/21..... W, 3-1..... A  
 3/11/21..... W, 5-3..... A  
 3/13/21..... W, 5-4..... A  
 4/13/21..... W, 6-1..... H  
 4/17/21..... W, 6-3..... A  
 5/7/21..... L, 2-4..... H  
 5/8/21..... W, 2-1 ot..... H  
 11/6/21..... L, 1-2..... H  
 2/17/22..... W, 5-3..... A  
 2/26/22..... L, 1-2..... A  
 4/12/22..... W, 9-2..... H  
 11/23/22..... W, 3-2 ot..... H  
 12/7/22..... W, 4-1..... A  
 1/11/23..... L, 3-5..... A  
 1/14/23..... L, 1-3..... H  
 12/14/23..... L, 3-4 so..... A  
 3/1/24..... W, 5-2..... H  
 4/16/24..... W, 2-1..... A

## PITTSBURGH PENGUINS

**Trail, 108-109-16-14**  
**Home: 61-49-9-7**  
**Away: 47-60-7-7**  
 11/16/74..... L, 1-8..... A  
 11/18/74..... L, 0-6..... H  
 1/19/75..... L, 2-3..... H  
 2/26/75..... L, 1-3..... A  
 3/15/75..... L, 1-12..... A  
 4/6/75..... W, 8-4..... H  
 10/7/75..... L, 2-4..... H  
 10/11/75..... L, 5-7..... A  
 11/12/75..... T, 6-6..... H  
 1/24/76..... L, 2-8..... A  
 3/19/76..... L, 3-7..... H  
 4/3/76..... W, 5-4..... A  
 11/30/76..... W, 6-4..... H  
 12/18/76..... W, 5-3..... A  
 1/6/77..... T, 3-3..... H  
 2/22/77..... W, 3-1..... H  
 2/26/77..... L, 1-2..... A  
 3/30/77..... W, 4-3..... A  
 10/14/77..... W, 2-1..... H  
 12/14/77..... L, 2-4..... H  
 12/28/77..... T, 2-2..... A  
 1/2/78..... W, 3-2..... H

1/21/78..... W, 5-2..... A  
 4/8/78..... W, 6-4..... A  
 10/21/78..... L, 1-5..... A  
 11/1/78..... W, 6-4..... H  
 11/29/78..... L, 3-5..... A  
 12/1/78..... L, 4-7..... H  
 1/20/79..... W, 5-2..... A  
 3/17/79..... L, 2-5..... H  
 3/21/79..... T, 2-2..... A  
 4/8/79..... W, 5-2..... H  
 10/20/79..... L, 1-5..... A  
 12/7/79..... L, 3-5..... H  
 3/30/80..... L, 0-4..... A  
 4/1/80..... W, 6-2..... H  
 11/12/80..... W, 3-1..... A  
 12/12/80..... L, 2-6..... H  
 1/31/81..... T, 4-4..... A  
 2/26/81..... L, 7-7..... H  
 11/11/81..... L, 2-3..... H  
 12/12/81..... L, 4-7..... A  
 12/30/81..... L, 2-6..... A  
 1/31/82..... W, 8-3..... H  
 2/6/82..... W, 6-4..... A  
 3/10/82..... L, 2-7..... H  
 3/28/82..... L, 5-6..... H  
 3/31/82..... T, 4-4..... A  
 10/27/82..... L, 5-7..... A  
 12/2/82..... W, 5-4..... H  
 12/18/82..... W, 3-1..... A  
 2/17/82..... W, 6-3..... H  
 1/26/83..... W, 6-2..... A  
 1/28/83..... W, 7-2..... H  
 3/26/83..... T, 4-4..... H  
 10/14/83..... L, 4-4..... H  
 10/25/83..... W, 1-0..... A  
 1/21/84..... W, 3-2..... A  
 3/1/84..... W, 9-1..... H  
 3/5/84..... W, 5-2..... A  
 3/24/84..... W, 6-0..... H  
 3/25/84..... W, 4-3..... A  
 11/21/84..... T, 3-3\*..... A  
 12/2/84..... W, 1-1..... H  
 1/16/85..... W, 5-4..... A  
 1/17/85..... W, 6-2..... H  
 3/24/85..... W, 7-3..... H  
 4/6/85..... W, 7-4..... A  
 4/7/85..... W, 7-3..... H  
 11/6/85..... W, 4-1..... A  
 11/19/85..... W, 4-3..... H  
 11/20/85..... W, 3-1..... A  
 2/12/86..... L, 1-8..... A  
 3/11/86..... W, 5-3..... H  
 3/17/86..... W, 5-3..... A  
 4/1/86..... W, 5-3..... H  
 10/9/86..... L, 4-5..... A  
 11/22/86..... L, 4-5..... H  
 1/1/87..... W, 4-3\*..... H  
 1/7/87..... L, 2-5..... A  
 1/9/87..... W, 3-2..... H  
 1/27/87..... L, 5-7..... A  
 3/20/87..... W, 4-3..... H  
 11/1/87..... L, 2-3..... A  
 11/27/87..... L, 2-4..... H  
 11/28/87..... T, 5-5\*..... A  
 1/1/88..... W, 5-3..... H  
 2/2/88..... L, 2-3\*..... A  
 3/23/88..... L, 1-7..... A

# Game-by-Game Results by team

4/2/88 ..... L, 6-7\* ..... H  
 10/7/88 ..... L, 4-6 ..... H  
 10/11/88 ..... L, 7-8 ..... A  
 11/25/88 ..... L, 3-5 ..... H  
 11/30/88 ..... L, 4-6 ..... A  
 1/2/89 ..... W, 8-0 ..... H  
 3/3/89 ..... W, 4-2 ..... H  
 3/22/89 ..... W, 5-4 ..... A  
 11/24/89 ..... L, 4-7 ..... H  
 11/25/89 ..... W, 4-1 ..... A  
 12/6/89 ..... L, 3-5 ..... A  
 12/21/89 ..... L, 2-5 ..... A  
 12/26/89 ..... W, 6-3 ..... H  
 1/12/90 ..... L, 4-6 ..... H  
 2/8/90 ..... L, 5-7 ..... A  
 10/5/90 ..... L, 4-7 ..... H  
 11/23/90 ..... W, 7-3 ..... H  
 11/24/90 ..... L, 2-3\* ..... A  
 12/5/90 ..... W, 3-1 ..... A  
 12/26/90 ..... L, 3-7 ..... H  
 1/29/91 ..... L, 2-3\* ..... A  
 2/24/91 ..... T, 5-5\* ..... H  
 10/29/91 ..... W, 8-0 ..... A  
 11/15/91 ..... W, 6-2 ..... H  
 12/14/91 ..... W, 7-2 ..... A  
 12/28/91 ..... L, 2-6 ..... H  
 1/26/92 ..... W, 6-4 ..... H  
 2/25/92 ..... W, 5-3 ..... H  
 4/15/92 ..... L, 1-4 ..... H  
 11/27/92 ..... W, 6-4 ..... H  
 11/28/92 ..... L, 3-5 ..... A  
 1/26/93 ..... L, 3-6 ..... A  
 2/28/93 ..... L, 2-4 ..... H  
 3/18/93 ..... L, 5-7 ..... A  
 3/28/93 ..... L, 1-4 ..... H  
 11/18/93 ..... L, 2-3 ..... A  
 11/26/93 ..... T, 4-4\* ..... H  
 12/26/93 ..... W, 7-3 ..... H  
 3/15/94 ..... W, 5-4\* ..... A  
 1/29/95 ..... L, 1-4 ..... H  
 4/11/95 ..... L, 1-3 ..... A  
 4/22/95 ..... W, 2-1 ..... A  
 5/2/95 ..... W, 7-2 ..... H  
 11/17/95 ..... L, 2-3\* ..... H  
 11/18/95 ..... L, 0-3 ..... A  
 1/1/96 ..... W, 4-2 ..... H  
 4/4/96 ..... L, 2-4 ..... A  
 10/19/96 ..... L, 1-2 ..... A  
 11/1/96 ..... W, 4-2 ..... H  
 12/6/96 ..... L, 3-5 ..... H  
 12/30/96 ..... L, 3-5 ..... A  
 11/12/97 ..... W, 4-1 ..... A  
 12/26/97 ..... L, 1-4 ..... H  
 1/28/98 ..... T, 2-2\* ..... H  
 2/4/98 ..... T, 2-2\* ..... A  
 11/25/98 ..... W, 5-4 ..... H  
 12/19/98 ..... L, 0-3 ..... A  
 2/15/99 ..... L, 3-7 ..... A  
 2/28/99 ..... W, 4-3 ..... H  
 12/9/99 ..... L, 0-3 ..... A  
 12/29/99 ..... W, 3-2\* ..... H  
 2/1/00 ..... L, 2-3 ..... A  
 3/30/00 ..... OTL, 3-4\* ..... H  
 1/3/01 ..... L, 2-3 ..... A  
 1/8/01 ..... L, 3-5 ..... H  
 3/3/01 ..... W, 4-3 ..... H

3/7/01 ..... W, 4-3 ..... A  
 12/11/01 ..... T, 2-2\* ..... H  
 12/21/01 ..... L, 3-4 ..... A  
 12/22/01 ..... T, 4-4\* ..... H  
 3/24/02 ..... L, 2-6 ..... A  
 10/28/02 ..... L, 2-3 ..... A  
 12/3/02 ..... W, 4-1 ..... A  
 1/30/03 ..... W, 2-1 ..... H  
 4/5/03 ..... W, 5-3 ..... H  
 1/18/04 ..... W, 4-3 ..... H  
 3/16/04 ..... L, 1-4 ..... A  
 3/30/04 ..... W, 4-2 ..... H  
 4/4/04 ..... L, 3-4 ..... A  
 11/22/05 ..... L, 2-3 ..... A  
 1/25/06 ..... L, 1-8 ..... A  
 2/11/06 ..... L, 3-6 ..... H  
 3/8/06 ..... W, 6-3 ..... H  
 12/11/06 ..... L, 4-5 so ..... H  
 2/3/07 ..... L, 0-2 ..... A  
 2/18/07 ..... L, 2-3 ..... A  
 3/27/07 ..... L, 3-4 ..... H  
 10/20/07 ..... L, 1-2 ..... H  
 12/27/07 ..... L, 3-4 ot ..... A  
 1/21/08 ..... W, 6-5 so ..... A  
 3/9/08 ..... L, 2-4 ..... H  
 10/16/08 ..... W, 4-3 ..... A  
 1/14/09 ..... W, 6-3 ..... A  
 2/22/09 ..... W, 5-2 ..... H  
 3/8/09 ..... L, 3-4 so ..... H  
 1/21/10 ..... W, 6-3 ..... A  
 2/8/10 ..... W, 5-4 ot ..... H  
 3/24/10 ..... W, 4-3 so ..... H  
 4/6/10 ..... W, 6-3 ..... A  
 12/23/10 ..... L, 2-3 so ..... H  
 1/1/11 ..... W, 3-1 ..... A  
 2/6/11 ..... W, 3-0 ..... H  
 2/21/11 ..... W, 1-0 ..... A  
 10/13/11 ..... W, 3-2 ot ..... A  
 12/1/11 ..... L, 1-2 ..... H  
 1/11/12 ..... W, 1-0 ..... H  
 1/22/12 ..... L, 3-4 ot ..... A  
 2/3/13 ..... L, 3-6 ..... H  
 2/7/13 ..... L, 2-5 ..... A  
 3/19/13 ..... L, 1-2 ..... A  
 11/20/13 ..... L, 0-4 ..... H  
 1/15/14 ..... L, 3-4 ..... A  
 3/10/14 ..... L, 2-3 ..... H  
 3/11/14 ..... L, 0-2 ..... A  
 12/27/14 ..... W, 3-0 ..... A  
 1/28/15 ..... W, 4-0 ..... H  
 2/17/15 ..... W, 3-1 ..... A  
 2/25/15 ..... L, 3-4 ..... H  
 10/28/15 ..... W, 1-1 ..... H  
 12/14/15 ..... W, 4-3 ..... A  
 3/1/16 ..... W, 3-2 ..... H  
 3/20/16 ..... L, 2-6 ..... A  
 4/7/16 ..... L, 3-4 ot ..... H  
 10/13/16 ..... L, 2-3 so ..... A  
 11/16/16 ..... W, 3-1 ..... H  
 1/11/17 ..... W, 5-2 ..... H  
 1/16/17 ..... L, 7-8 ot ..... A  
 10/11/17 ..... L, 2-3 so ..... H  
 11/10/17 ..... W, 4-1 ..... H  
 2/2/18 ..... L, 4-7 ..... A  
 4/1/18 ..... W, 3-1 ..... A  
 10/4/18 ..... L, 6-7 ot ..... A  
 11/7/18 ..... W, 2-1 ..... H

12/19/18 ..... L, 1-2 ..... H  
 3/12/19 ..... L, 3-5 ..... A  
 2/2/20 ..... L, 3-4 ..... H  
 2/23/20 ..... W, 5-3 ..... H  
 3/7/20 ..... W, 5-2 ..... A  
 1/17/21 ..... L, 3-4 so ..... A  
 1/19/21 ..... L, 4-5 ot ..... A  
 2/14/21 ..... L, 3-6 ..... A  
 2/16/21 ..... W, 3-1 ..... A  
 2/23/21 ..... L, 2-3 ot ..... H  
 2/25/21 ..... W, 5-2 ..... H  
 4/29/21 ..... L, 4-5 ot ..... H  
 5/1/21 ..... L, 0-3 ..... H  
 11/14/21 ..... W, 6-1 ..... H  
 12/10/21 ..... L, 2-4 ..... H  
 2/1/22 ..... W, 4-3 ot ..... A  
 4/9/22 ..... W, 6-3 ..... A  
 11/9/22 ..... L, 1-4 ..... H  
 1/26/23 ..... W, 3-2 so ..... H  
 3/25/23 ..... L, 3-4 ..... A  
 10/13/23 ..... L, 0-4 ..... H  
 1/2/24 ..... W, 4-3 ..... A  
 3/7/24 ..... W, 6-0 ..... A  
 4/4/24 ..... L, 1-4 ..... H

## SAN JOSE SHARKS

**Trail, 19-27-1-4**  
**Home: 9-13-0-4**  
**Away: 10-14-1-0**

2/9/92 ..... W, 6-2 ..... H  
 2/18/92 ..... W, 4-2 ..... A  
 2/16/93 ..... W, 4-3 ..... A  
 3/21/93 ..... W, 5-3 ..... H  
 10/30/93 ..... W, 4-2 ..... A  
 11/16/93 ..... L, 1-2 ..... H  
 11/21/95 ..... W, 3-2 ..... H  
 12/2/95 ..... L, 3-5 ..... A  
 12/11/96 ..... L, 2-3 ..... A  
 12/20/96 ..... W, 3-2 ..... H  
 11/22/97 ..... L, 2-5 ..... H  
 12/10/97 ..... T, 3-3\* ..... A  
 12/12/98 ..... L, 1-2 ..... A  
 2/20/99 ..... W, 3-1 ..... H  
 10/16/99 ..... L, 2-3 ..... H  
 10/31/99 ..... L, 1-2 ..... A  
 12/18/00 ..... L, 2-5 ..... H  
 2/28/02 ..... L, 2-5 ..... H  
 3/15/02 ..... L, 4-5 ..... A  
 11/19/02 ..... L, 0-3 ..... H  
 12/14/02 ..... L, 0-2 ..... A  
 11/8/04 ..... L, 2-3 ..... H  
 12/16/05 ..... L, 1-4 ..... A  
 2/21/07 ..... L, 2-3 so ..... H  
 11/22/08 ..... L, 2-7 ..... A  
 10/15/09 ..... W, 4-1 ..... H  
 12/30/09 ..... L, 2-5 ..... A  
 2/8/11 ..... L, 0-2 ..... H  
 2/17/11 ..... L, 2-3 ..... A  
 1/7/12 ..... L, 2-5 ..... A  
 2/13/12 ..... L, 3-5 ..... H  
 3/22/14 ..... W, 3-2 so ..... A  
 10/14/14 ..... L, 5-6 so ..... H  
 2/11/15 ..... W, 5-4 ot ..... A  
 10/13/15 ..... L, 0-5 ..... H  
 3/12/16 ..... L, 2-5 ..... A

11/8/16 ..... L, 0-3 ..... H  
 3/9/17 ..... L, 2-4 ..... A  
 12/4/17 ..... W, 4-1 ..... H  
 3/10/18 ..... W, 2-0 ..... A  
 1/22/19 ..... L, 6-7 ..... H  
 2/14/19 ..... W, 5-1 ..... A  
 12/3/19 ..... W, 5-2 ..... A  
 1/5/20 ..... W, 5-4 ot ..... H  
 11/20/21 ..... W, 4-0 ..... A  
 1/26/22 ..... L, 1-4 ..... H  
 2/12/23 ..... L, 1-4 ..... H  
 3/4/23 ..... W, 8-3 ..... A  
 10/29/23 ..... W, 3-1 ..... H  
 11/27/23 ..... L, 1-2 ..... A

## SEATTLE KRACEN

**Lead, 3-2-0-1**  
**Home: 2-1-0-0**  
**Away: 1-1-0-1**

11/21/21 ..... L, 2-5 ..... A  
 3/5/22 ..... W, 5-2 ..... H  
 12/1/22 ..... L, 2-3 ot ..... A  
 12/9/22 ..... W, 4-1 ..... H  
 1/11/24 ..... L, 1-4 ..... H  
 3/14/24 ..... W, 2-1 ..... A

## ST. LOUIS BLUES

**Tied, 46-46-12-2**  
**Home: 27-21-4-0**  
**Away: 19-25-8-2**

12/7/74 ..... L, 2-8 ..... A  
 12/8/74 ..... L, 1-3 ..... H  
 2/15/75 ..... L, 1-7 ..... A  
 2/23/75 ..... L, 2-7 ..... H  
 11/9/75 ..... L, 3-5 ..... H  
 11/15/75 ..... L, 2-9 ..... A  
 1/8/76 ..... L, 2-4 ..... A  
 2/13/76 ..... L, 0-2 ..... H  
 1/2/77 ..... W, 2-1 ..... H  
 1/23/77 ..... W, 6-3 ..... H  
 1/29/77 ..... W, 5-2 ..... A  
 2/19/77 ..... L, 1-4 ..... A  
 11/15/77 ..... T, 2-2 ..... A  
 12/11/77 ..... W, 2-1 ..... H  
 3/4/78 ..... T, 3-3 ..... A  
 3/19/78 ..... L, 2-3 ..... H  
 11/21/78 ..... W, 4-3 ..... A  
 11/22/78 ..... L, 1-3 ..... H  
 12/2/78 ..... L, 2-5 ..... H  
 3/10/79 ..... W, 7-5 ..... H  
 12/8/79 ..... L, 1-5 ..... A  
 3/5/80 ..... W, 7-5 ..... H  
 3/22/80 ..... L, 2-6 ..... A  
 3/26/80 ..... W, 4-2 ..... H  
 10/24/80 ..... L, 2-3 ..... H  
 10/25/80 ..... T, 3-3 ..... A  
 2/28/81 ..... L, 4-7 ..... A  
 3/21/81 ..... T, 3-3 ..... H  
 1/9/82 ..... L, 4-7 ..... A  
 2/25/82 ..... W, 9-1 ..... H  
 3/3/82 ..... W, 8-4 ..... H  
 10/30/82 ..... W, 6-5 ..... A  
 11/5/82 ..... L, 3-4 ..... H  
 1/8/83 ..... T, 3-3 ..... A

1/5/84 ..... W, 5-1 ..... H  
 2/18/84 ..... W, 4-2 ..... A  
 3/18/84 ..... L, 3-5 ..... H  
 12/11/84 ..... T, 3-3\* ..... A  
 12/22/84 ..... W, 7-5 ..... H  
 1/9/85 ..... W, 4-2 ..... A  
 10/29/85 ..... W, 6-3 ..... H  
 12/5/85 ..... W, 3-2\* ..... H  
 3/15/86 ..... W, 5-4 ..... A  
 12/20/86 ..... W, 5-3 ..... H  
 1/5/87 ..... W, 6-4 ..... A  
 3/14/87 ..... T, 3-3\* ..... A  
 12/20/87 ..... T, 1-1\* ..... H  
 1/16/88 ..... L, 1-3 ..... A  
 3/22/88 ..... L, 3-5 ..... H  
 11/29/88 ..... W, 4-3 ..... H  
 1/28/89 ..... T, 4-4\* ..... A  
 2/14/89 ..... W, 5-3 ..... A  
 10/28/89 ..... L, 0-1 ..... A  
 10/31/89 ..... T, 1-1\* ..... H  
 3/13/90 ..... L, 1-4 ..... H  
 12/20/90 ..... T, 3-3\* ..... A  
 1/15/91 ..... L, 3-7 ..... A  
 3/19/91 ..... L, 1-2 ..... H  
 1/14/92 ..... W, 6-1 ..... A  
 2/27/92 ..... L, 3-7 ..... A  
 3/17/92 ..... W, 6-4 ..... H  
 2/11/93 ..... W, 10-6 ..... A  
 2/21/93 ..... W, 5-2 ..... H  
 11/24/93 ..... W, 5-2 ..... H  
 2/10/94 ..... W, 4-3 ..... A  
 10/7/95 ..... W, 4-1 ..... H  
 10/29/95 ..... W, 3-1 ..... A  
 10/26/96 ..... W, 6-4 ..... A  
 3/25/97 ..... W, 3-2 ..... H  
 10/25/97 ..... L, 2-5 ..... A  
 12/29/97 ..... W, 4-2 ..... H  
 11/28/98 ..... L, 2-4 ..... A  
 4/7/99 ..... L, 2-4 ..... H  
 1/1/00 ..... T, 1-1\* ..... H  
 3/20/00 ..... L, 1-2 ..... A  
 11/2/00 ..... L, 0-2 ..... A  
 11/3/01 ..... L, 1-4 ..... A  
 1/30/02 ..... L, 1-4 ..... H  
 1/28/03 ..... L, 3-5 ..... H  
 10/18/03 ..... L, 1-4 ..... A  
 1/19/06 ..... W, 5-4 so ..... H  
 10/27/07 ..... L, 3-4 ..... A  
 12/18/08 ..... W, 4-2 ..... H  
 2/13/10 ..... L, 3-4 so ..... A  
 12/1/10 ..... W, 4-1 ..... A  
 3/3/11 ..... W, 3-2 ..... H  
 11/29/11 ..... L, 1-2 ..... H  
 11/17/13 ..... W, 4-1 ..... H  
 4/8/14 ..... W, 4-1 ..... A  
 11/15/14 ..... L, 1-4 ..... A  
 2/1/15 ..... L, 3-4 ..... H  
 3/26/16 ..... L, 0-4 ..... H  
 4/9/16 ..... W, 5-1 ..... A  
 11/23/16 ..... W, 4-3 ..... H  
 1/19/17 ..... W, 7-3 ..... A  
 1/7/18 ..... W, 4-3 ot ..... H  
 4/2/18 ..... W, 4-2 ..... A  
 1/3/19 ..... L, 2-5 ..... A  
 1/14/19 ..... L, 1-4 ..... H  
 10/2/19 ..... W, 3-2 ot ..... A  
 1/7/22 ..... L, 1-5 ..... A

3/22/22 ..... L, 2-5 ..... H  
 11/17/22 ..... L, 4-5 so ..... A  
 3/17/23 ..... L, 2-5 ..... H  
 1/18/24 ..... W, 5-2 ..... H  
 1/20/24 ..... L, 0-3 ..... A

## TAMPA BAY LIGHTNING

**Lead, 86-36-6-12**  
**Home: 48-12-4-7**  
**Away: 38-24-2-5**

11/6/92 ..... T, 2-2\* ..... H  
 1/17/93 ..... W, 5-3 ..... A  
 11/11/93 ..... W, 4-1 ..... A  
 1/1/94 ..... T, 5-5\* ..... H  
 2/5/94 ..... W, 6-3 ..... H  
 3/1/94 ..... L, 3-4 ..... H  
 3/20/94 ..... W, 3-0 ..... A  
 2/26/95 ..... T, 1-1\* ..... H  
 3/12/95 ..... W, 3-1 ..... H  
 3/13/95 ..... W, 3-0 ..... A  
 3/29/95 ..... W, 4-2 ..... A  
 10/14/95 ..... W, 2-0 ..... H  
 10/28/95 ..... W, 4-2 ..... A  
 11/24/95 ..... L, 1-2 ..... H  
 3/10/96 ..... L, 0-1 ..... A  
 3/21/96 ..... T, 3-3\* ..... A  
 3/31/96 ..... T, 1-1\* ..... H  
 10/11/96 ..... W, 6-2 ..... H  
 11/6/96 ..... W, 2-1 ..... A  
 12/23/96 ..... W, 3-1 ..... A  
 2/14/97 ..... W, 5-4\* ..... H  
 2/15/97 ..... L, 1-4 ..... A  
 1/21/98 ..... W, 3-2\* ..... A  
 1/21/98 ..... W, 3-2\* ..... A  
 2/7/98 ..... L, 3-4 ..... H  
 2/25/98 ..... L, 3-4 ..... H  
 2/28/98 ..... L, 2-5 ..... A  
 4/2/98 ..... W, 4-1 ..... H  
 10/18/98 ..... W, 4-1 ..... A  
 11/4/98 ..... L, 2-5 ..... H  
 2/3/99 ..... W, 10-1 ..... H  
 3/2/99 ..... W, 8-2 ..... A  
 4/3/99 ..... L, 3-4 ..... A  
 11/9/99 ..... W, 2-1 ..... H  
 1/17/00 ..... W, 6-3 ..... A  
 1/24/00 ..... W, 8-2 ..... H  
 3/1/00 ..... W, 4-2 ..... A  
 3/19/00 ..... W, 5-2 ..... H  
 11/5/00 ..... L, 2-5 ..... A  
 11/29/00 ..... W, 4-1 ..... H  
 1/23/01 ..... W, 5-2 ..... A  
 3/24/01 ..... W, 3-2 ..... A  
 4/8/01 ..... W, 2-1 ..... H  
 10/23/01 ..... T, 1-1\* ..... A  
 11/21/01 ..... W, 3-2 ..... H  
 2/9/02 ..... W, 4-2 ..... H  
 2/11/02 ..... W, 3-1 ..... A  
 4/3/02 ..... W, 4-1 ..... H  
 10/25/02 ..... L, 2-3 ..... A  
 11/1/02 ..... W, 3-2 ..... H  
 12/23/02 ..... W, 3-0 ..... H  
 2/4/03 ..... W, 5-1 ..... A  
 2/17/03 ..... L, 1-3 ..... A  
 11/4/03 ..... W, 5-1 ..... A  
 11/14/03 ..... L, 2-5 ..... H

# Game-by-Game Results by Team

2/3/04 ..... W, 2-1 ..... H  
 2/23/04 ..... L, 3-6 ..... H  
 2/28/04 ..... L, 2-4 ..... A  
 3/27/04 ..... L, 1-4 ..... A  
 10/16/05 ..... W, 3-2 so ..... H  
 10/28/05 ..... L, 2-4 ..... A  
 11/15/05 ..... W, 4-3 so ..... H  
 11/23/05 ..... L, 3-4 so ..... H  
 1/29/06 ..... W, 2-1 ..... H  
 2/4/06 ..... L, 4-5 ..... A  
 3/23/06 ..... L, 3-4 ot ..... A  
 4/18/06 ..... W, 4-1 ..... A  
 10/21/06 ..... L, 4-6 ..... H  
 11/28/06 ..... W, 5-2 ..... A  
 12/19/06 ..... L, 4-5 ..... H  
 1/11/07 ..... L, 4-5 ..... A  
 2/15/07 ..... L, 2-3 so ..... A  
 3/1/07 ..... L, 4-5 so ..... H  
 3/18/07 ..... W, 7-1 ..... H  
 3/31/07 ..... L, 2-5 ..... A  
 10/24/07 ..... W, 5-3 ..... H  
 11/10/07 ..... L, 2-5 ..... H  
 11/16/07 ..... L, 2-5 ..... A  
 12/15/07 ..... W, 3-2 ..... A  
 12/26/07 ..... W, 3-2 ..... H  
 2/16/08 ..... W, 3-2 ..... A  
 3/27/08 ..... W, 4-3 ot ..... A  
 4/3/08 ..... W, 4-1 ..... H  
 11/10/08 ..... W, 4-2 ..... H  
 1/1/09 ..... W, 7-4 ..... H  
 2/14/09 ..... W, 5-1 ..... A  
 3/19/09 ..... W, 5-2 ..... A  
 3/27/09 ..... W, 5-3 ..... H  
 4/9/09 ..... W, 4-2 ..... A  
 12/7/09 ..... W, 3-0 ..... A  
 1/12/10 ..... L, 4-7 ..... A  
 1/31/10 ..... W, 3-2 ..... H  
 3/4/10 ..... W, 5-4 ..... H  
 3/12/10 ..... L, 2-3 ..... H  
 3/20/10 ..... W, 3-1 ..... A  
 11/11/10 ..... W, 6-3 ..... H  
 11/26/10 ..... W, 6-0 ..... H  
 1/4/11 ..... L, 0-1 ot ..... H  
 1/12/11 ..... L, 0-3 ..... A  
 2/4/11 ..... W, 5-2 ..... A  
 3/7/11 ..... W, 2-1 so ..... A  
 10/10/11 ..... W, 6-5 so ..... H  
 1/13/12 ..... W, 4-3 ..... H  
 1/31/12 ..... L, 3-4 ot ..... A  
 2/18/12 ..... L, 1-2 ..... A  
 3/8/12 ..... W, 3-2 ot ..... H  
 4/2/12 ..... L, 2-4 ..... A  
 1/19/13 ..... L, 3-6 ..... A  
 2/14/13 ..... W, 4-3 ..... A  
 4/7/13 ..... W, 4-2 ..... H  
 4/13/13 ..... W, 6-5 ot ..... H  
 12/10/13 ..... W, 6-5 so ..... H  
 1/9/14 ..... W, 4-3 ..... A  
 4/13/14 ..... L, 0-1 so ..... H  
 11/1/14 ..... L, 3-4 ..... A  
 12/9/14 ..... W, 5-3 ..... A  
 12/13/14 ..... W, 4-2 ..... H  
 11/27/15 ..... W, 4-2 ..... H  
 12/12/15 ..... W, 2-1 ..... A  
 12/18/15 ..... W, 5-3 ..... H  
 12/3/16 ..... L, 1-2 so ..... A  
 12/23/16 ..... W, 4-0 ..... H

## TORONTO MAPLE LEAFS

**Lead, 77-64-10-7**  
**Home: 48-26-4-3**  
**Away: 29-38-6-4**  
**Neutral: 1-0-0-0**

10/27/74 ..... L, 3-4 ..... H  
 11/30/74 ..... L, 1-7 ..... A  
 12/15/74 ..... W, 3-1 ..... H  
 3/1/75 ..... L, 4-5 ..... A  
 3/9/75 ..... L, 2-4 ..... H  
 10/24/75 ..... L, 3-6 ..... H  
 11/18/75 ..... L, 2-4 ..... A  
 2/4/76 ..... T, 4-4 ..... A  
 2/16/76 ..... L, 1-5 ..... H  
 3/20/76 ..... L, 3-7 ..... A  
 12/17/76 ..... W, 3-2 ..... H  
 1/1/77 ..... L, 1-3 ..... A  
 2/12/77 ..... L, 0-10 ..... A  
 2/25/77 ..... W, 4-2 ..... H  
 3/27/77 ..... W, 7-4 ..... H  
 11/1/77 ..... L, 1-3 ..... H  
 11/16/77 ..... L, 2-5 ..... A  
 11/26/77 ..... T, 4-4 ..... A  
 2/25/78 ..... L, 0-4 ..... A  
 3/15/78 ..... L, 2-5 ..... H  
 12/17/78 ..... W, 7-6 ..... H  
 12/30/78 ..... T, 5-5 ..... A  
 1/28/79 ..... T, 2-2 ..... H  
 3/28/79 ..... L, 2-6 ..... A  
 10/19/79 ..... L, 3-5 ..... H  
 11/28/79 ..... L, 2-4 ..... H  
 12/26/79 ..... W, 8-2 ..... A  
 3/24/80 ..... L, 1-6 ..... A  
 11/28/80 ..... W, 6-2 ..... H  
 11/29/80 ..... W, 7-3 ..... A  
 3/8/81 ..... W, 7-3 ..... H  
 3/14/81 ..... L, 3-5 ..... A  
 12/5/81 ..... L, 4-9 ..... A  
 12/11/81 ..... W, 11-2 ..... H  
 4/3/82 ..... W, 6-4 ..... A  
 10/13/82 ..... W, 5-3 ..... A  
 11/26/82 ..... W, 5-3 ..... H  
 1/6/83 ..... L, 1-3 ..... H  
 12/17/83 ..... W, 3-1 ..... A  
 1/27/84 ..... W, 6-1 ..... H

1/28/84 ..... W, 8-0 ..... A  
 2/1/85 ..... T, 3-3\* ..... H  
 2/5/85 ..... W, 4-1 ..... A  
 3/14/85 ..... W, 4-0 ..... H  
 10/16/85 ..... W, 6-5\* ..... A  
 12/10/85 ..... W, 3-2 ..... H  
 1/29/86 ..... L, 2-5 ..... A  
 12/10/86 ..... L, 2-8 ..... A  
 3/13/87 ..... W, 10-2 ..... H  
 12/21/87 ..... W, 4-2 ..... H  
 12/15/87 ..... L, 3-5 ..... A  
 12/18/87 ..... W, 4-2 ..... H  
 12/28/87 ..... T, 4-4\* ..... A  
 10/14/88 ..... L, 1-3 ..... H  
 1/6/89 ..... W, 3-0 ..... H  
 1/11/89 ..... W, 3-2 ..... A  
 10/21/89 ..... L, 4-8 ..... A  
 11/3/89 ..... W, 2-1 ..... H  
 1/8/90 ..... L, 6-8 ..... A  
 11/14/90 ..... L, 3-5 ..... A  
 11/21/90 ..... W, 5-3 ..... H  
 12/22/90 ..... L, 2-5 ..... H  
 10/9/91 ..... W, 5-4 ..... A  
 11/1/91 ..... W, 4-0 ..... H  
 12/20/91 ..... W, 4-3 ..... H  
 10/6/92 ..... W, 6-5 ..... A  
 3/9/93 ..... W, 3-1 ..... H  
 10/13/93 ..... L, 1-7 ..... A  
 1/11/94 ..... L, 1-2 ..... H  
 11/10/95 ..... L, 1-6 ..... A  
 2/16/96 ..... W, 4-3 ..... H  
 1/13/97 ..... W, 6-3 ..... H  
 2/26/97 ..... W, 3-1 ..... A  
 10/1/97 ..... W, 4-1 ..... A  
 1/6/98 ..... W, 5-3 ..... H  
 11/10/98 ..... W, 4-1 ..... H  
 1/1/99 ..... W, 5-2 ..... A  
 1/30/99 ..... L, 3-5 ..... A  
 2/22/99 ..... W, 4-3 ..... H  
 11/5/99 ..... W, 5-3 ..... H  
 10/29/99 ..... L, 1-3 ..... A  
 1/22/00 ..... T, 5-5\* ..... A  
 4/1/00 ..... L, 3-4 ..... H  
 1/6/01 ..... W, 3-2 ..... A  
 2/1/01 ..... W, 5-4 ..... H  
 3/1/01 ..... OTL, 2-3\* ..... H  
 11/6/01 ..... L, 2-4 ..... A  
 1/11/02 ..... T, 3-3\* ..... H  
 3/4/02 ..... L, 2-3 ..... H  
 3/21/02 ..... W, 4-3 ..... A  
 11/26/02 ..... L, 4-5 ..... A  
 1/17/03 ..... L, 1-4 ..... H  
 2/20/03 ..... L, 2-6 ..... H  
 3/29/03 ..... OTL, 3-4\* ..... A  
 10/13/03 ..... T, 2-2\* ..... A  
 10/25/03 ..... L, 1-4 ..... A  
 12/19/03 ..... T, 2-2\* ..... H  
 1/21/04 ..... L, 2-3 ..... H  
 11/6/05 ..... W, 5-4 ..... H  
 11/8/05 ..... L, 4-6 ..... A  
 2/3/06 ..... W, 4-1 ..... H  
 2/28/06 ..... W, 5-3 ..... A  
 11/24/06 ..... L, 1-7 ..... H  
 12/23/06 ..... W, 3-2 ..... A  
 3/6/07 ..... L, 0-1 ..... H  
 3/16/07 ..... W, 5-1 ..... H  
 10/29/07 ..... W, 7-1 ..... A

1/23/08 ..... L, 2-3 ..... A  
 1/24/08 ..... W, 2-1 ..... H  
 3/1/08 ..... L, 2-3 ..... H  
 12/6/08 ..... W, 2-1 ..... A  
 12/28/08 ..... W, 4-1 ..... H  
 3/5/09 ..... L, 1-2 ..... H  
 3/24/09 ..... L, 2-3 so ..... A  
 10/3/09 ..... W, 6-4 ..... H  
 11/21/09 ..... L, 1-2 so ..... A  
 12/12/09 ..... L, 3-6 ..... A  
 1/15/10 ..... W, 6-1 ..... H  
 11/3/10 ..... W, 5-4 so ..... H  
 12/6/10 ..... L, 4-5 so ..... H  
 1/22/11 ..... W, 4-1 ..... A  
 4/5/11 ..... W, 3-2 so ..... A  
 11/19/11 ..... L, 1-7 ..... A  
 12/9/12 ..... W, 4-2 ..... H  
 2/25/12 ..... W, 4-2 ..... A  
 3/11/12 ..... W, 2-0 ..... H  
 1/31/13 ..... L, 2-3 ..... A  
 2/5/13 ..... L, 2-3 ..... H  
 4/16/13 ..... W, 5-1 ..... H  
 11/23/13 ..... L, 1-2 so ..... A  
 1/10/14 ..... W, 3-2 ..... H  
 3/16/14 ..... W, 4-2 ..... H  
 11/29/14 ..... L, 2-6 ..... A  
 1/7/15 ..... W, 6-2 ..... A  
 3/1/15 ..... W, 4-0 ..... H  
 1/7/15 ..... W, 3-2 so ..... H  
 11/28/15 ..... W, 4-2 ..... A  
 3/2/16 ..... W, 3-2 ..... H  
 11/26/16 ..... L, 2-4 ..... A  
 1/3/17 ..... W, 6-5 ot ..... H  
 4/4/17 ..... W, 4-1 ..... A  
 10/17/17 ..... L, 0-2 ..... H  
 11/25/17 ..... W, 4-2 ..... A  
 3/3/18 ..... W, 5-2 ..... N  
 10/13/18 ..... L, 2-4 ..... H  
 1/23/19 ..... L, 3-6 ..... A  
 2/21/19 ..... W, 3-2 ..... H  
 10/16/19 ..... W, 4-3 ..... H  
 10/29/19 ..... W, 4-3 ot ..... H  
 2/28/22 ..... L, 3-5 ..... H  
 4/14/22 ..... L, 3-7 ..... A  
 4/24/22 ..... L, 3-4 so ..... H  
 10/13/22 ..... L, 2-3 ..... A  
 12/17/22 ..... W, 5-2 ..... H  
 1/29/23 ..... L, 1-5 ..... A  
 10/24/23 ..... L, 1-4 ..... H  
 3/20/24 ..... L, 3-7 ..... H  
 3/28/24 ..... L, 1-5 ..... A

## VANCOUVER CANUCKS

**Lead, 52-41-9-3**  
**Home: 29-18-4-2**  
**Away: 23-23-5-1**

12/17/74 ..... L, 2-4 ..... A  
 1/23/75 ..... L, 2-3 ..... H  
 2/1/75 ..... L, 2-5 ..... A  
 3/2/75 ..... L, 3-7 ..... H  
 10/14/75 ..... L, 2-7 ..... A  
 11/19/75 ..... L, 2-5 ..... H  
 1/6/76 ..... L, 3-5 ..... H  
 1/30/76 ..... L, 2-4 ..... A  
 10/13/76 ..... L, 1-4 ..... A  
 11/9/76 ..... W, 4-2 ..... H

12/7/76 ..... W, 4-3 ..... H  
 3/9/77 ..... L, 2-5 ..... A  
 12/6/77 ..... L, 2-5 ..... H  
 12/13/77 ..... L, 1-3 ..... A  
 1/31/78 ..... L, 2-4 ..... A  
 2/14/78 ..... L, 24 ..... H  
 12/9/78 ..... W, 7-5 ..... A  
 1/14/79 ..... W, 5-3 ..... H  
 2/3/79 ..... L, 1-5 ..... H  
 3/2/79 ..... W, 6-2 ..... A  
 10/27/79 ..... L, 3-5 ..... A  
 12/21/79 ..... W, 2-1 ..... H  
 1/11/80 ..... W, 7-4 ..... H  
 2/16/80 ..... W, 5-3 ..... A  
 12/9/80 ..... L, 2-4 ..... H  
 12/30/80 ..... T, 3-3 ..... A  
 1/29/81 ..... W, 3-1 ..... H  
 2/3/81 ..... T, 3-3 ..... A  
 10/28/81 ..... L, 0-3 ..... A  
 1/2/82 ..... W, 5-2 ..... H  
 3/17/82 ..... T, 6-6 ..... H  
 11/21/82 ..... L, 3-5 ..... A  
 2/18/83 ..... W, 2-1 ..... A  
 3/23/83 ..... T, 1-1 ..... H  
 11/4/83 ..... W, 5-4\* ..... H  
 1/13/84 ..... W, 6-4 ..... A  
 2/28/84 ..... L, 2-3 ..... H  
 10/28/84 ..... W, 5-2 ..... A  
 2/21/85 ..... W, 6-2 ..... A  
 2/26/85 ..... W, 3-2 ..... H  
 11/15/85 ..... W, 5-3 ..... H  
 12/7/85 ..... W, 2-1 ..... H  
 12/17/85 ..... T, 4-4\* ..... A  
 10/28/86 ..... W, 5-2 ..... A  
 11/5/86 ..... W, 3-2 ..... H  
 2/20/87 ..... W, 6-3 ..... A  
 10/27/87 ..... W, 3-2 ..... A  
 11/3/87 ..... W, 3-2 ..... H  
 3/6/88 ..... W, 7-2 ..... H  
 10/25/88 ..... W, 4-3\* ..... A  
 2/19/89 ..... L, 2-3 ..... H  
 3/5/89 ..... W, 3-0 ..... H  
 11/14/89 ..... T, 4-4\* ..... A  
 1/5/90 ..... L, 2-5 ..... H  
 3/17/90 ..... L, 1-3 ..... H  
 10/30/90 ..... W, 2-1 ..... A  
 2/5/91 ..... W, 5-3 ..... H  
 2/16/91 ..... L, 2-4 ..... A  
 10/24/91 ..... L, 1-3 ..... A  
 1/3/92 ..... T, 3-3\* ..... H  
 3/29/92 ..... W, 7-4 ..... H  
 10/28/92 ..... L, 3-4 ..... A  
 3/2/93 ..... T, 3-3\* ..... H  
 10/27/93 ..... W, 4-2 ..... A  
 11/5/93 ..... W, 3-2 ..... H  
 2/10/96 ..... T, 4-4\* ..... A  
 3/12/96 ..... W, 9-0 ..... H  
 2/11/97 ..... W, 5-2 ..... A  
 3/11/97 ..... W, 4-1 ..... H  
 11/4/97 ..... W, 2-1 ..... H  
 3/28/98 ..... W, 3-2 ..... A  
 10/21/98 ..... L, 1-2 ..... H  
 11/1/98 ..... L, 1-4 ..... A  
 12/22/99 ..... L, 3-6 ..... A  
 11/22/00 ..... W, 3-2\* ..... H  
 2/14/01 ..... W, 4-3\* ..... A  
 1/19/02 ..... L, 1-5 ..... H

3/23/03 ..... L, 0-6 ..... A  
 1/31/04 ..... L, 1-6 ..... H  
 10/27/06 ..... L, 2-3 so ..... A  
 10/26/07 ..... L, 2-3 ..... H  
 10/13/08 ..... W, 5-1 ..... H  
 12/18/09 ..... L, 2-3 ..... A  
 1/14/11 ..... L, 2-4 ..... H  
 10/29/11 ..... L, 4-7 ..... A  
 10/28/13 ..... L, 2-3 ..... A  
 3/14/14 ..... W, 4-3 ..... H  
 10/26/14 ..... L, 2-4 ..... A  
 12/2/14 ..... L, 3-4 ..... H  
 10/22/15 ..... W, 3-2 ..... A  
 1/14/16 ..... W, 4-1 ..... H  
 10/29/16 ..... W, 5-2 ..... A  
 12/11/16 ..... W, 3-0 ..... H  
 10/26/17 ..... L, 2-6 ..... A  
 1/9/18 ..... W, 4-3 ..... H  
 10/22/18 ..... W, 5-2 ..... A  
 2/5/19 ..... W, 3-2 ..... H  
 10/25/19 ..... W, 6-5 so ..... A  
 11/23/19 ..... L, 1-2 so ..... H  
 1/16/22 ..... L, 2-4 ..... H  
 3/11/22 ..... W, 4-3 ot ..... A  
 10/17/22 ..... W, 6-4 ..... H  
 11/29/22 ..... W, 5-1 ..... A  
 2/11/24 ..... L, 2-3 ot ..... H  
 3/16/24 ..... W, 2-1 ..... A

## VEGAS GOLDEN KNIGHTS

**Trail, 3-7-0-2**  
**Home: 3-2-0-1**  
**Away: 0-5-0-1**

12/23/17 ..... L, 0-3 ..... A  
 2/4/18 ..... L, 3-4 ..... H  
 10/10/18 ..... W, 5-2 ..... H  
 12/4/18 ..... L, 3-5 ..... A  
 11/9/19 ..... W, 5-2 ..... H  
 2/17/20 ..... L, 2-3 ..... A  
 1/24/22 ..... L, 0-1 ..... H  
 4/20/22 ..... L, 3-4 ot ..... A  
 11/1/22 ..... L, 2-3 ot ..... H  
 1/21/23 ..... L, 2-6 ..... A  
 11/14/23 ..... W, 3-0 ..... H  
 12/2/23 ..... L, 1-4 ..... A

## WINNIPEG JETS

**Lead, 56-29-5-9**  
**Home: 34-9-3-3**  
**Away: 22-20-2-6**

12/15/99 ..... W, 4-0 ..... A  
 1/6/00 ..... L, 1-3 ..... H  
 1/8/00 ..... W, 3-0 ..... H  
 1/12/00 ..... W, 5-2 ..... A  
 3/28/00 ..... W, 5-2 ..... H  
 10/11/00 ..... T, 3-3\* ..... H  
 11/12/00 ..... T, 2-2\* ..... H  
 11/25/00 ..... L, 1-2 ..... A  
 1/1/01 ..... W, 4-2 ..... H  
 1/13/01 ..... W, 4-1 ..... H  
 10/26/01 ..... L, 0-1 ..... A  
 11/10/01 ..... W, 3-0 ..... H  
 12/6/01 ..... T, 3-3\* ..... A

# Game-by-Game Results by team

12/15/01..... W, 5-2..... H	2/6/14..... W, 4-2..... H
1/22/02..... W, 3-0..... A	2/19/15..... W, 5-1..... H
11/23/02..... W, 6-3..... H	3/21/15..... L, 0-3..... A
12/1/02..... L, 4-5..... A	11/25/15..... W, 5-3..... H
12/6/02..... W, 7-6*..... H	12/5/15..... L, 1-2 ot..... A
2/12/03..... W, 5-1..... A	11/11/16..... W, 3-2..... A
3/6/03..... T, 4-4*..... H	11/3/16..... W, 4-3 ot..... H
10/11/03..... L, 3-4..... H	2/13/18..... L, 3-4 ot..... A
10/31/03..... W, 2-1..... H	3/12/18..... W, 3-2 ot..... H
12/16/03..... W, 5-0..... A	11/14/18..... L, 1-3..... A
3/13/04..... L, 2-5..... A	3/10/19..... W, 3-1..... H
3/20/04..... T, 2-2*..... H	2/25/20..... W, 4-3 so..... H
3/24/04..... L, 2-3..... A	2/27/20..... L, 0-3..... A
10/7/05..... L, 3-7..... H	12/17/21..... W, 5-2..... A
10/8/05..... L, 1-8..... A	1/18/22..... W, 4-3 ot..... H
11/4/05..... W, 3-2 so..... H	12/11/22..... W, 5-2..... A
12/22/05..... W, 6-5 so..... A	12/23/22..... W, 4-1..... H
1/1/06..... L, 2-5..... H	3/11/24..... L, 0-3..... A
3/4/06..... L, 2-3 ot..... A	3/24/24..... W, 3-0..... H
4/13/06..... L, 3-5..... A	
4/17/06..... W, 6-4..... H	
10/14/06..... L, 3-4 ot..... H	
10/19/06..... L, 3-4 so..... A	
11/3/06..... L, 3-4..... H	
11/22/06..... L, 2-4..... H	
12/15/06..... W, 3-2 ot..... A	
1/6/07..... W, 3-2 ot..... H	
3/12/07..... L, 2-4..... A	
4/4/07..... W, 3-2..... A	
10/5/07..... W, 3-1..... A	
11/6/07..... L, 1-2 ot..... A	
11/21/07..... L, 1-5..... H	
12/8/07..... W, 6-3..... H	
2/2/08..... L, 0-2..... H	
2/13/08..... L, 2-3 so..... A	
3/14/08..... W, 4-1..... H	
3/21/08..... W, 5-3..... A	
10/11/08..... L, 4-7..... A	
11/26/08..... W, 5-3..... H	
2/26/09..... W, 4-3..... H	
3/16/09..... L, 1-5..... A	
4/5/09..... W, 6-4..... H	
4/7/09..... W, 4-2..... A	
10/22/09..... W, 5-4..... A	
10/29/09..... W, 4-3..... A	
1/9/10..... W, 8-1..... A	
2/5/10..... W, 5-1..... H	
4/1/10..... W, 2-1..... H	
4/9/10..... W, 5-2..... H	
10/8/10..... L, 2-4..... A	
10/23/10..... W, 4-3 ot..... H	
11/14/10..... W, 6-4..... H	
11/19/10..... L, 0-5..... A	
12/4/10..... L, 1-3..... H	
1/26/11..... L, 0-1..... A	
11/17/11..... L, 1-4..... A	
11/23/11..... W, 4-3 ot..... H	
12/15/11..... W, 1-0..... A	
2/9/12..... L, 2-3 so..... H	
3/16/12..... L, 2-3..... A	
3/23/12..... L, 3-4 ot..... H	
1/22/13..... L, 2-4..... H	
3/2/13..... W, 3-0..... A	
3/21/13..... W, 4-0..... A	
3/22/13..... W, 6-1..... A	
4/23/13..... W, 5-3..... H	
10/22/13..... W, 5-4 so..... A	

\*ot Overtime  
so Shootout

# Longest Streak by Season

	OVERALL				HOME				AWAY			
	Winning	Undeclared	Losing	Winless	Winning	Undeclared	Losing	Winless	Winning	Undeclared	Losing	Winless
2023-24	5	-	3 (2x)	6 (2x)	3 (4x)	-	2	4	3 (3x)	-	4	6
-2022-23	5 (2x)	-	6	6 (2x)	3 (3x)	-	5	5	*7	-	6	6 (2x)
2021-22	4 (2x)	-	3 (2x)	4 (3x)	4	-	6	6	5 (2x)	-	2 (2x)	2 (4x)
2020-21	7	-	4	4	4	-	2	2 (2x)	4 (3x)	-	2 (2x)	2 (3x)
2019-20	6	-	2 (4x)	4	5	-	2 (2x)	3 (3x)	5 (2x)	-	4	4
2018-19	7 (2x)	-	4	7	5	-	2 (3x)	4	5	-	4	4
2017-18	5 (2x)	-	2 (4x)	-	10	-	3	3 (2x)	5	-	4	4
2016-17	9	-	4	-	15	-	1 (9x)	-	4	-	4	-
2015-16	9	-	3	-	12	-	3	-	5	-	3	-
2014-15	4	-	5	-	7	-	3	-	3	-	5	-
2013-14	4 (3x)	-	7	-	6	-	3 (3x)	-	3	-	2 (2x)	-
2012-13	8	-	4	-	6	-	2 (3x)	-	4	-	5	-
2011-12	7	-	4 (2x)	-	7	-	3 (2x)	-	3	-	5	-
2010-11	9	-	8	-	7	-	5	-	*6	-	3 (3x)	-
2009-10	*14	-	4	-	*13	-	2 (2x)	-	5	-	3	-
2008-09	7	-	4	-	9	-	4	-	5	-	4	-
2007-08	7	-	5	-	6	-	5	-	4	-	3 (2x)	-
2006-07	4	-	9	-	3 (2x)	-	7	-	4	-	9	-
2005-06	4	-	8	-	2 (3x)	-	5	-	2 (3x)	-	5	-
2003-04	2 (3x)	4	6	8	2	4 (2x)	3 (4x)	4	2 (2x)	2 (3x)	7	8
2002-03	4	5	3 (2x)	5	5	5 (2x)	3 (2x)	3	2 (3x)	4	3	4 (2x)
2001-02	4	5 (2x)	3 (3x)	6	3 (2x)	5	4	3	3	4	5	6
2000-01	5 (2x)	12	5	6	7	9	3	3 (2x)	5	9	3 (4x)	5
1999-00	6	11	3 (2x)	6	10	*13	2 (2x)	3	4	5	3	3
1998-99	6	6	6	6 (2x)	5	5	4	7	3 (2x)	4	7	7
1997-98	4 (4x)	7	6	8	8	11	5	5 (2x)	4	4 (2x)	4 (2x)	6
1996-97	3 (2x)	6 (2x)	5	7	4 (3x)	6 (2x)	4 (2x)	4 (3x)	4	4	3 (2x)	6
1995-96	4 (2x)	7	3 (3x)	6	6	8	3	5	4	4 (3x)	3	5
1994-95	4 (2x)	7	3	5 (2x)	5	8	2 (2x)	2 (4x)	3 (2x)	3 (2x)	4	10
1993-94	6	7	6	6 (2x)	4	5 (2x)	3	5	4 (2x)	4 (2x)	4 (2x)	4 (2x)
1992-93	7 (2x)	7 (2x)	4 (3x)	5 (2x)	5 (2x)	*13	3	4 (2x)	5 (2x)	5 (2x)	4	4
1991-92	4 (4x)	4 (8x)	3	5	5	5	2 (2x)	3	5	5	2 (3x)	4
1990-91	5	5 (2x)	5	8	4	7	4	4	4 (2x)	5	4	5 (2x)
1989-90	4	4 (3x)	8	8	3	3 (2x)	3 (2x)	3 (3x)	4	4	5	5 (2x)
1988-89	8	8	3 (3x)	4	8	11	4	5	3 (2x)	8	3 (2x)	4
1987-88	5 (3x)	6	4	4 (3x)	5	5 (2x)	2 (2x)	4	3 (2x)	5	4	6
1986-87	6	9	4 (2x)	10	4	6	3	5	4	5	4	7
1985-86	8	8	3 (2x)	3 (4x)	8	8	2	2 (2x)	3 (2x)	7	2 (3x)	3
1984-85	7	8	3	5	6	7	2	2 (2x)	3 (4x)	9	5	5 (2x)
1983-84	10	*14	7	7	7	7	3	3 (2x)	6	7	4 (2x)	4 (3x)
1982-83	4	*14	3 (3x)	5 (2x)	6	12	4	5	3	*10	2 (4x)	5
1981-82	4	7	13	14	6	7	7	8	2 (2x)	3 (2x)	7	7 (3x)
1980-81	3	7	5 (2x)	13	3	5	3 (2x)	6	2 (2x)	6	4	11
1979-80	5	7	5	10	6	6	6	6	2	3	5	11
1978-79	4	6	5	10	5	7	5	6	2 (2x)	5	4 (3x)	7
1977-78	3	4 (2x)	6	20	2 (3x)	4	5	11	1 (7x)	3	5	10
1976-77	4	4 (2x)	5	11	3	7	3	5	1 (7x)	2	5	12
1975-76	1 (11x)	2	12	*25	2	4	7	*14	1 (5x)	1 (7x)	16	16
1974-75	1 (8x)	2	#17	17 (2x)	3	3	*11	11	1	1	*37	*37

\* Franchise Record; # NHL Record

# Best and Worst Months

MONTH	2023-24 SEASON		CLUB HIGH		CLUB LOW	
October	.563	(4-3-1)	.813	(5-0-3)	.083	(1-11-0, 1981-82)
November	.708	(8-3-1)	.786	(10-2-2, twice, 2019-20 and 2010-11)	.136	(1-9-1, 1975-76)
December	.500	(5-5-4)	.821	(11-2-1, 2015-16)	.107	(1-12-1, 1974-75); (0-11-3, 1975-76)
January	.423	(5-7-1)	.867	(13-2-0, 2009-10)	.115	(1-11-1, 1974-75)
February	.545	(5-4-2)	.864	(9-1-1-0, 2000-01)	.143	(2-12-0, 1974-75)
March	.633	(9-5-1)	.833	(12-2-1, 2010-11)	.077	(1-12-0, 1974-75)
April	.500	(4-4-1)	1.000	(3-0-0, 2007-08)	.222	(2-7-0, 1998-99)
May	N/A	N/A	.667	(4-2-0, 2020-21)	.667	(4-2-0, 2020-21)

- Most victories in one month** 13 January, 2010
- Most points in one month** 26 January, 2010 (13-2-0); December, 1984 (12-2-2)
- Most losses in one month** 13 January, 1976 (2-13-0)
- Fewest victories in one month** 0 (3x) December, 1975; November, 1977; April, 2004
- Fewest points in one month** 2 (3x) March, 1975 (1-12-0); October, 1981 (1-11-0); April, 2004 (0-1-1-1)
- Fewest losses in one month** 0 April, 2008 (3-0-0); October, 2021 (5-0-3)
- 1 (10x) December, 1982; January, 2000; February, 2002; April, 2002, 2003, 2004, 2007, 2009, 2011, 2012

## HOME ATTENDANCE HISTORY

YEAR	GAMES	ATTENDANCE	AVERAGE	SELLOUTS
2023-24	41	731,483	17,841	23
2022-23	41	761,493	18,573	41
2021-22	41	761,493	18,573	41
2020-21*	28	12,798*	457*	0*
2019-20	33	612,909	18,573	33
2018-19	41	758,746	18,506	41
2017-18	40	740,240	18,506	40
2016-17	41	758,746	18,506	41
2015-16	41	758,746	18,506	41
2014-15	40	740,240	18,506	40
2013-14	41	758,746	18,506	41
2012-13	24	444,144	18,506	24
2011-12	41	758,746	18,506	41
2010-11	41	754,318	18,398	41
2009-10	41	749,357	18,277	41
2008-09	41	741,992	18,097	29
2007-08	41	634,381	15,473	8
2006-07	41	571,169	13,931	3
2005-06	41	570,113	13,905	2
2003-04	41	603,528	14,720	2
2002-03	41	647,272	15,787	5
2001-02	41	710,990	17,341	14
2000-01	41	636,914	15,534	11
1999-00	41	593,922	14,486	7
1998-99	41	708,531	17,281	20
1997-98 (MCI Center)	31	489,603	15,794	7
1997-98 (US Airways)	10	136,682	13,668	3
1996-97	41	646,234	15,762	19
1995-96	41	621,357	15,155	23
1994-95	24	339,816	14,159	2
1993-94	41	600,622	14,649	4

YEAR	GAMES	ATTENDANCE	AVERAGE	SELLOUTS
1992-93	41	650,067	15,855	5
1991-92	40	663,591	16,590	12
1990-91	40	664,330	16,608	9
1989-90	40	690,023	17,251	18
1988-89	40	680,506	17,013	23
1987-88	40	638,212	15,955	13
1986-87	40	611,561	15,289	12
1985-86	40	599,894	14,997	12
1984-85	40	560,309	14,008	9
1983-84	40	473,479	11,837	4
1982-83	40	495,050	12,376	2
1981-82	40	455,086	11,377	2
1980-81	40	472,013	11,800	4
1979-80	40	442,491	11,062	3
1978-79	40	397,007	9,925	0
1977-78	40	434,864	10,872	2
1976-77	40	437,252	10,931	3
1975-76	40	393,412	9,835	3
1974-75	40	400,171	10,004	2
<b>TOTALS</b>	<b>1,934</b>	<b>29,514,649</b>	<b>15,161</b>	<b>826</b>
<b>Capital One Arena Totals</b>	<b>1,016</b>	<b>17,010,620</b>	<b>16,580</b>	<b>637</b>

\*There wasn't attendance at home games in 2020-21 due to the Covid-19 pandemic until April 27 at 10% capacity



# Special Teams History

Year	POWER PLAY			PENALTY KILLING			PENALTY MINUTES		SHORTHANDED	
	PP-ATT	PCT	NHL Rank	PK-ATT	PCT	NHL Rank	PIM	Avg.	SHG	SHGA
2023-24	47-228	20.6	18th	49-233	79.0	19th	628	7.6	3	5
2022-23	52-245	21.2	16th	41-226	81.9	T-11th	723	8.8	4	8
2021-22	48-256	18.8	23rd	44-225	80.4	12th	631	7.6	8	9
2020-21	38-153	24.8	3rd	26-162	84.0	5th	527	9.4	2	8
2019-20	42-216	19.4	17th	42-241	82.6	6th	699	10.1	6	9
2018-19	49-236	20.8	12th	55-261	78.9	24th	730	8.9	5	5
2017-18	55-244	22.5	7th	53-269	80.3	15th	800	9.8	4	8
2016-17	57-247	23.1	T-3rd	44-272	83.8	7th	750	9.0	5	3
2015-16	55-251	21.9	5th	38-256	85.2	2nd	753	9.2	2	5
2014-15	60-237	25.3	1st	50-266	81.2	14th	857	10.5	4	4
2013-14	68-291	23.4	T-1st	51-284	82.0	16th	960	11.7	5	10
2012-13	44-164	26.8	1st	36-163	77.9	27th	516	10.8	3	4
2011-12	41-245	16.7	T-18th	49-266	81.6	T-20th	767	9.4	3	10
2010-11	46-263	17.5	T-15th	43-299	85.6	T-2nd	926	11.3	7	5
2009-10	79-313	25.2	1st	67-316	78.8	25th	940	11.5	4	8
2008-09	85-337	25.2	2nd	75-387	80.6	17th	1,021	12.7	7	11
2007-08	65-346	18.8	10th	68-349	80.5	25th	975	11.9	5	8
2006-07	67-408	16.4	24th	82-414	80.2	T-23rd	1,233	15.0	12	14
2005-06	72-490	14.7	26th	116-550	78.9	28th	1,499	18.3	15	18
2003-04	64-334	19.2	6th	75-401	81.6	26th	1,282	15.6	4	5
2002-03	57-331	17.2	14th	72-384	81.3	T-27th	1,268	15.5	8	4
2001-02	58-299	19.4	3rd	58-325	82.2	24th	1,043	12.7	2	8
2000-01	75-353	21.2	4th	62-391	84.1	13th	1,141	13.9	6	7
1999-00	43-287	15.0	21st	47-341	86.2	7th	994	12.1	9	3
1998-99	52-301	17.3	9th	55-353	84.4	15th	1,281	15.6	8	7
1997-98	55-350	15.7	13th	39-361	89.2	1st	1,198	14.6	14	4
1996-97	51-322	15.8	12th	54-354	84.7	9th	1,652	20.1	8	10
1995-96	63-403	15.6	22nd	67-385	82.6	T-11th	1,553	18.9	12	7
1994-95	45-226	19.9	6th	34-220	84.5	7th	1,144	23.8	13	2
1993-94	70-386	18.1	18th	74-403	81.6	13th	2,007	23.9	8	12
1992-93	97-445	21.8	4th	74-433	82.9	7th	1,709	20.3	10	8
1991-92	92-412	22.3	2nd	60-368	83.7	4th	1,777	22.2	14	15
1990-91	64-340	18.8	12th	44-314	86.0	1st	1,839	23.0	13	15
1989-90	70-412	17.0	19th	71-370	80.8	8th	2,204	27.6	9	15
1988-89	96-443	21.7	7th	73-362	79.8	11th	1,836	23.0	7	13
1987-88	94-469	20.0	11th	75-394	81.0	6th	1,680	21.0	8	15
1986-87	65-355	18.3	18th	58-326	82.2	5th	1,722	21.5	9	15
1985-86	82-362	22.7	9th	67-350	80.9	5th	1,418	17.7	13	6
1984-85	79-331	23.9	4th	68-286	76.2	15th	1,161	14.5	6	7
1983-84	77-382	20.2	19th	39-293	86.7	1st	1,252	15.7	8	18
1982-83	75-358	20.9	18th	53-288	81.6	4th	1,329	16.6	3	11
1981-82	93-418	22.2	13th	67-309	78.3	9th	1,922	24.2	8	11
1980-81	74-394	18.8	19th	83-318	73.9	20th	1,872	23.4	8	14
1979-80	54-295	18.3	18th	65-248	73.8	19th	1,198	15.0	5	4
1978-79	57-302	18.9	15th	63-279	77.4	17th	1,312	16.4	5	12
1977-78	34-278	12.2	18th	73-260	71.9	17th	1,332	16.7	2	15
1976-77	39-293	13.3	17th	62-285	78.2	11th	1,231	15.4	10	14
1975-76	53-375	14.1	17th	64-252	74.6	15th	951	11.9	2	3
1974-75	48-372	12.9	18th	94-328	71.3	18th	1,085	13.6	8	18
<b>TOTALS</b>	<b>3,046-14,725</b>	<b>20.7</b>		<b>2,939-14,533</b>	<b>79.8</b>		<b>59,437</b>	<b>15.3</b>	<b>345</b>	<b>449</b>

# Opening Game Results

Year	Home Opener	Date	Road Opener	Date
2023-24	*Pittsburgh 4 - Washington 0	10/13	Ottawa 6 - Washington 1	10/18
2022-23	*Boston 5 - Washington 2	10/12	Toronto 3 - Washington 2	10/13
2021-22	*Washington 5 - NY Rangers 1	10/13	Washington 4 - New Jersey 1	10/21
2020-21	Washington 4 - Buffalo 3 SO	1/22	*Washington 6 - Buffalo 4	1/14
2019-20	Carolina 3 - Washington 2 OT	10/5	*Washington 3 - St. Louis 2 OT	10/2
2018-19	*Washington 7 - Boston 0	10/3	Pittsburgh 7 - Washington 6 OT	10/5
2017-18	Washington 6 - Montreal 1	10/7	*Washington 5 - Ottawa 4 SO	10/5
2016-17	Washington 2 - NY Islanders 1	10/15	*Pittsburgh 3 - Washington 2 SO	10/13
2015-16	*Washington 5 - New Jersey 3	10/10	Washington 6 - Calgary 2	10/20
2014-15	*Montreal 2 - Washington 1 SO	10/9	Washington 4 - Boston 0	10/11
2013-14	Washington 5 - Calgary 4 SO	10/3	*Chicago 6 - Washington 4	10/1
2012-13	Winnipeg 4 - Washington 2	1/22	*Tampa Bay 6 - Washington 3	1/19
2011-12	*Washington 4 - Carolina 3 OT	10/8	Washington 3 - Pittsburgh 2 OT	10/13
2010-11	Washington 7 - New Jersey 2	10/9	*Atlanta 4 - Washington 2	10/8
2009-10	Washington 6 - Toronto 4	10/3	*Washington 4 - Boston 1	10/1
2008-09	Washington 4 - Chicago 2	10/11	*Atlanta 7 - Washington 4	10/10
2007-08	Washington 2 - Carolina 0	10/6	*Washington 3 - Atlanta 1	10/5
2006-07	Washington 5 - Carolina 2	10/7	*NY Rangers 5 - Washington 2	10/5
2005-06	*Washington 3 - Columbus 2	10/5	Atlanta 8 - Washington 1	10/8
2003-04	*Washington 6 - NY Islanders 1	10/9	Washington 2 - Toronto 2	10/13
2002-03	*Washington 5 - Nashville 4	10/11	Washington 2 - NY Islanders 1	10/12
2001-02	*Washington 6 - New Jersey 1	10/6	Boston 4 - Washington 0	10/8
2000-01	*Los Angeles 4 - Washington 1	10/6	Washington 3 - Carolina 3 OT	10/7
1999-00	Washington 2 - Los Angeles 2	10/9	*Florida 4 - Washington 3	10/2
1998-99	*Washington 1 - Anaheim 0	10/10	Washington 4 - Tampa Bay 1	10/18
1997-98	Washington 6 - Buffalo 2	10/3	*Washington 4 - Toronto 1	10/1
1996-97	*Chicago 5 - Washington 2	10/5	Dallas 5 - Washington 3	10/8
1995-96	*Washington 4 - St. Louis 1	10/7	Philadelphia 2 - Washington 1	10/11
1994-95	Washington 5 - NY Islanders 2	1/27	*Washington 1 - Hartford 1 OT	1/21
1993-94	New Jersey 6 - Washington 3	10/8	*Winnipeg 6 - Washington 4	10/6
1992-93	NY Rangers 4 - Washington 2	10/9	*Washington 6 - Toronto 5	10/6
1991-92	*Washington 5 - Philadelphia 2	10/4	Washington 5 - Toronto 4	10/9
1990-91	*Pittsburgh 7 - Washington 4	10/5	NY Rangers 4 - Washington 2	10/10
1989-90	*Washington 5 - Philadelphia 3	10/6	Hartford 4 - Washington 1	10/11
1988-89	*Pittsburgh 6 - Washington 4	10/7	Pittsburgh 8 - Washington 7	10/11
1987-88	Washington 6 - Chicago 4	10/10	*Boston 4 - Washington 3	10/8
1986-87	Philadelphia 6 - Washington 1	10/11	*Pittsburgh 5 - Washington 4	10/9
1985-86	Philadelphia 4 - Washington 2	10/13	*NY Rangers 4 - Washington 2	10/10
1984-85	Philadelphia 4 - Washington 2	10/13	*Philadelphia 4 - Washington 2	10/11
1983-84	NY Islanders 8 - Washington 7 OT	10/8	*Philadelphia 2 - Washington 1	10/6
1982-83	Philadelphia 3 - Washington 2	10/9	*Washington 5 - NY Rangers 4	10/6
1981-82	Washington 6 - Detroit 3	10/10	*Buffalo 5 - Washington 3	10/7
1980-81	*Washington 4 - Winnipeg 1	10/10	Chicago 8 - Washington 4	10/19
1979-80	Boston 5 - Washington 2	10/13	*Buffalo 8 - Washington 3	10/11
1978-79	Atlanta 6 - Washington 3	10/14	*Washington 4 - Los Angeles 2	10/11
1977-78	*Washington 2 - Pittsburgh 1	10/14	Cleveland 4 - Washington 2	10/15
1976-77	*Washington 6 - Atlanta 5	10/5	Washington 3 - Detroit 3	10/7
1975-76	*Pittsburgh 4 - Washington 2	10/7	Philadelphia 5 - Washington 4	10/9
1974-75	Washington 1 - Los Angeles 1	10/15	*NY Rangers 6 - Washington 3	10/9

\*Denotes first game of the season

**First game of season** 24-21-2-2  
**Home openers** 28-17-2-2  
**Road openers** 16-27-4-2

**Season opener at US Airways** 6-4-0  
**Season opener at Capital One Arena** 9-3-0-1  
**Season opener on road** 9-14-2-1

**Home opener at US Airways** 10-13-1  
**Home opener at Capital One Arena** 18-4-1-2

## HOLIDAY RECORDS

Holiday	Home	Road	Overall
Halloween	3-1-2-0	1-4-1-1	4-5-3-1
Thanksgiving	0-0-0-0	0-2-0-0	0-2-0-0
New Year's Eve	2-2-0-0	5-4-0-0	7-6-0-0
New Year's Day	16-5-3-1	1-1-0-0	17-6-3-1
Super Bowl Sunday	18-12-1-1	0-1-1-0	18-13-2-1
Valentine's Day	2-2-0-0	7-6-0-0	9-8-0-0
St. Patrick's Day	6-5-1-0	5-0-0-0	11-5-1-0
Easter	3-4-0-0	2-2-1-1	5-6-1-1

# Capitals Hat Tricks

Player	Opp.	Date	Goaltender	Score
Milano	vs. CAR	3/22/24	Kochetkov	7-6 SO
Oshie	vs. STL	1/18/24	Binnington	5-2
Wilson	at ANA	11/30/23	Gibston	5-4
Ovechkin	vs. MTL	12/31/22	Allen	9-2
Gustafsson	vs. TOR	12/17/22	Samsonov	5-2
Ovechkin	at CHI	12/13/22	Mrizek	7-3
Kuznetsov	at VAN	3/11/22	Demko	4-3 OT
Ovechkin	vs. FLA	11/26/21	Bobrovsky/Knight	4-3
Oshie	at OTT	10/25/21	Forsberg/Gustavsson	7-5
Oshie	at NYR	5/5/21	Georgiev	4-2
Ovechkin	vs. LA	2/4/20	Quick	4-2
Ovechkin	at NYI	1/18/20	Varlamov	6-4
Ovechkin	vs. NJD	1/16/20	Schneider/Domingue	5-2
Ovechkin	at DET	11/30/19	Bernier	5-2
Vrana	vs. CGY	11/3/19	Talbot	4-2
Ovechkin	vs. SJ	1/22/19	Jones	6-7 OT
Ovechkin	at CAR	12/14/18	Darling	6-5 SO
Ovechkin	vs. DET	12/11/18	Howard/Bernier	6-2
Backstrom	vs. NJD	11/30/18	Kinkaid	6-3
Ovechkin	at TOR	11/25/17	McElhinney	4-2
Ovechkin	MTL	10/17/17	Price	6-1
Ovechkin	at OTT	10/5/17	Anderson	5-4 SO
Ovechkin	at MIN	3/28/17	Dubnyk	5-4
Oshie	at TB	3/18/17	Vasilevskiy	5-3
Ovechkin	STL	11/23/16	Hutton	4-3
Ovechkin	at STL	4/9/16	Elliott/Nilsson	5-1
Ovechkin	at MIN	2/11/16	Dubnyk	4-3
Williams	NYR	1/17/16	Raanta	5-2
Kuznetsov	at EDM	10/23/15	Nilsson/Talbot	7-4
Backstrom	TB	12/13/14	Bishop	4-2
Ovechkin (4)	TB	12/10/13	Bishop	6-5 SO
Ward	at PHI	11/1/13	Emery/Mason	7-0
Grabovski	at CHI	10/1/13	Crawford	4-6
Ovechkin	at FLA	4/6/13	Markstrom/Clemmensen	4-3
Ovechkin	NJ	2/23/13	Hedberg	5-1
Perreault	BOS	1/24/12	Rask	5-3
Brouwer	TB	1/13/12	Rolason	4-3
Semin	at ANA	2/16/11	McElhinney	7-6
Ovechkin	at TOR	1/22/11	Giguere	4-1
Semin	TB	11/26/10	Smith/Ellis	6-0
Semin	TB	11/11/10	Ellis	6-3
Semin	ATL	10/23/10	Mason	4-3
Semin	at OTT	2/11/10	Elliott	5-6
Laich	at MTL	2/10/10	Price	5-6
Ovechkin	PIT	2/7/10	Fleury	5-4
Ovechkin	at FLA	2/15/09	Vokoun	4-2
Ovechkin	OTT	2/1/09	Elliott/Auld	7-4
Ovechkin	ATL	11/26/08	Pavelec	5-3
Ovechkin	BOS	3/3/08	Auld/Thomas	10-2
Ovechkin (4)	MTL	1/31/08	Huet	5-4
Ovechkin (4)	at OTT	12/29/07	Gerber	8-6
Semin	TB	3/18/07	Denis	7-3
Clark	at BOS	3/15/07	Thomas	3-4
Ovechkin	at ATL	12/15/06	Lehtonen	3-2
Semin	CAR	10/7/06	Ward	5-2
Clark	FLA	3/18/06	Luongo	3-4
Ovechkin	at ANA	1/13/06	Giguere	3-2
Bondra	at CBJ	11/29/03	Brathwaite/Denis	5-3
Lang	CAR	11/12/03	Storr/Weekes	7-1
Jagr	at TB	2/04/03	Grahame	5-1
Jagr	FLA	1/11/03	Hurme/Luongo	12-2

Player	Opp.	Date	Goaltender	Score
Bondra	EDM	3/10/02	Salo	4-2
Bondra	NYR	3/9/01	Hebert	5-3
Bondra	TOR	2/1/01	Joseph	5-4
Bondra (4)	at OTT	12/27/00	Hurme/Lalime	5-1
Konowalchuk	at PHI	11/18/00	Boucher	3-5
Zednik	DET	10/31/00	Osgood	6-2
Gonchar	MTL	1/4/00	Hackett	6-1
Bondra	PHI	10/12/99	Vanbiesbrouck	5-4
Bondra	CAR	2/5/99	Kidd	4-1
Bondra (4)	TB	2/3/99	Schwab/Ranford	10-1
Bondra	at OTT	11/7/98	Rhodes/Tugnutt	8-3
Bondra	at NYR	1/8/98	Richter	5-3
Oates	at NYI	10/8/97	Salo	6-3
Svejkovsky (4)	at BUF	4/13/97	Shields	8-3
Bondra (4)	COL	3/6/97	Billington	6-3
Bondra	at ANA	12/13/96	Shtalenkov	4-5
Juneau	PIT	11/1/96	Wreggett	4-2
Bondra (4)	at BUF	4/3/96	Trefilov	5-1
Bondra	at NYI	3/26/96	Soderstrom	7-1
Bondra (4)	NYI	2/3/96	Soderstrom	6-5
Bondra	OTT	1/11/96	Beaupre	6-1
Konowalchuk	NYR	1/5/96	Healy	4-4
Konowalchuk	at WPG	12/10/95	Cheveldae	6-1
Bondra	HFD	4/21/95	Burke	6-3
Player	Opp.	Date	Goaltender	Score
Krygier	OTT	4/9/94	Billington/Madeley	8-4
Burridge	at PIT	3/15/94	Barrasso	5-4
Bondra (5)	TB	2/5/94	Puppa/Jablonski	6-3
Burridge	LA	10/22/93	Hrudey	6-3
Khristich	HFD	3/19/93	Gosselin	5-2
Khristich	at STL	2/11/93	Joseph/Hebert	10-6
Hatcher	at NYR	1/13/93	Vanbiesbrouck	4-5
Hunter	PHI	3/20/92	Hextall	6-7
Druce	SJ	2/9/92	Hackett	6-2
Pivonka	NYR	12/26/91	Richter	6-8
Ciccarelli	EDM	2/8/91	Takko	6-3
Ridley	NJ	12/7/90	Burke	5-2
Bondra	at NYR	11/28/90	Richter	6-3
Courtall	PHI	1/28/90	Wregget	7-2
Ciccarelli (4)	QUE	2/6/90	Gordon	12-2
Ciccarelli (4)	at HFD	3/18/89	Liut	8-2
Courtall	at BOS	3/9/89	Moog	7-2
Ridley	PHI	12/6/88	LaForest	4-3
Christian	NJ	10/15/88	Suave	8-5
Ridley (4)	at PIT	10/11/88	Young	7-8
Christian	CGY	12/8/87	Vernon	4-5
Gartner	CHI	10/10/87	Pang	6-4
Adams	LA	3/17/87	Melanson	4-5
Gartner (4)	at VAN	2/20/87	Caprice	6-4
Gartner	at STL	3/15/86	Millen	5-4
Gartner	NJ	1/4/86	Reschi/St. Laurent	9-3
Gartner	STL	10/29/85	May	6-3
Gartner	at VAN	2/21/85	R. Brodeur	6-2
Haworth	VAN	10/28/84	R. Brodeur	5-2
Gustafsson (5)	at PHI	1/8/84	Lindbergh	7-1
Gustafsson	NYI	12/23/83	Melanson	7-3
Gartner	at WPG	10/30/83	Hayward	7-3
Gartner	BOS	3/13/83	Peeters	6-4
Haworth	at CGY	2/24/83	Edwards	4-2
Houston	at NYI	10/21/82	Edwards	3-6
Maruk	CGY	3/5/82	Lemelin	8-6
Valentine (4)	HFD	2/27/82	Millen	7-1
Carpenter (4)	STL	2/25/82	Liut	9-1
Maruk	QUE	2/7/82	Bouchard	5-5

Player	Opp.	Date	Goaltender	Score
Maruk (4)	WPG	12/4/81	Staniewski	7-3
Gartner	CGY	12/2/81	Lemelin	9-3
Tookey	PHI	11/21/81	St. Croix	10-4
Maruk	PHI	11/21/81	St. Croix	10-4
Maruk	DET	4/5/81	Lozinski	7-2
Gartner	at PHI	3/24/81	Peeters	5-2
Maruk	TOR	3/8/81	Rutherford	7-3
Kelly	at LA	2/7/81	Lessard	4-4
Pronovost	COL	12/6/80	Smith	8-6
Maruk	at HFD	11/15/80	Garrett	8-4
Maruk	at PIT	11/12/80	Holland	3-1
Gartner (4)	NYR	10/18/80	Soetaert	8-2
Gartner	STL	3/5/80	Liut	6-3
Charron	at TOR	12/26/79	Palmateer/Harrison	8-2
Gartner	QUE	12/1/79	Hogosta	7-2
Maruk (4)	at NYR	10/14/79	Thomas	5-3
Rowe (4)	STL	3/10/79	Staniewski	7-5
Maruk	COL	1/12/79	Plasse/Oleschuk	8-1
Lofthouse	at VAN	12/9/78	Hanlon	7-5
Charron	BOS	3/28/78	Grahame	4-4
Charron	CLV	3/18/78	Edwards	8-3
Bailey	COL	2/28/78	Favell	7-4
White	at DET	2/21/76	Rutherford	5-1
Monahan	PIT	11/12/75	Inness	6-6
White	at CHI	10/26/75	Esposito	7-5
Gilbertson (4)	PIT	4/6/75	Johnson	8-4
Lalonde	DET	3/30/75	Richardson	5-8

# Hat Tricks Against the Capitals

PLAYER	TEAM	DATE	GOALTENDER	SCORE	PLAYER	TEAM	DATE	GOALTENDER	SCORE
Aho	CAR	3/22/24	Kuemper/Lindgren	7-6 (50)	Kurri	LA	10/12/96	Kolzig	4-7
Hyman	EDM	3/13/24	Kuemper	2-7	Turgeon	MTL	4/17/95	Carey	2-5
MacKinnon	COL	1/24/24	Lindgren	2-6	Yashin	OTT	2/23/95	Dafoe	5-5
Armia	MTL	4/6/23	Kuemper	2-6	Dampousse	MTL	2/4/94	Tabaracci	0-4
Boldy	MIN	3/19/23	Lindgren	3-5	Neely	BOS	1/2/94	Tabaracci	2-8
Cozens	BUF	2/26/23	Kuemper/Lindgren	4-7	Verbeek	HFD	12/7/93	Tabaracci/Beaupre	1-6
Konecny	PHI	1/11/23	Kuemper	3-5	Green	NYI	11/30/93	Tabaracci	4-6
Thompson	BUF	1/3/23	Kuemper	4-5	Selanne	WPG	10/6/93	Beaupre	4-6
Hughes	NJD	11/26/22	Lindgren	1-5	Lemieux	PIT	3/18/93	Beaupre/Hrivnak	5-7
Batherson	OTT	10/25/21	Samsonov	7-5	Stevens	PIT	1/26/93	Beaupre	3-6
Lindholm	CGY	10/23/21	Vanecek/Samsonov	3-4 (OT)	Dineen	PHI	1/7/93	Hrivnak/Kolzig	2-8
Barzal	NYI	4/1/21	Vanecek/Samsonov	4-8	Lindros	PHI	12/26/92	Hrivnak/Beaupre	5-5
Laughton	PHI	2/7/21	Vanecek	4-7	Mogilny	BUF	12/23/92	Beaupre	1-4
Zibanejad	NYR	3/5/20	Samsonov	5-6 (OT)	Selanne	WPG	12/11/92	Hrivnak	8-6
E. Kane	SJ	1/5/20	Holtby	5-4 (OT)	Hull	STL	2/27/92	Hrivnak	3-7
Killorn	TB	3/16/19	Holtby	3-6	King	NYI	1/1/92	Beaupre	8-5
Reinhart	BUF	2/23/19	Holtby	2-5	Stastny	NJ	12/29/91	Beaupre	4-3
Kadri	TOR	1/23/19	Holtby	3-6	Messier	NYR	12/13/91	Beaupre	3-5
Hertl	SJ	1/22/19	Holtby	6-7 (OT)	Turgeon	NYI	11/30/91	Liut	1-8
Toews	CHI	1/20/19	Holtby/Copley	5-8	Richer	NJ	11/20/91	Hrivnak	5-6
Arvidsson	NSH	1/15/19	Copley	2-7	Maley	NJ	10/18/91	Hrvnak	6-5
Landeskog	COL	11/16/17	Grubauer	2-6	Mogilny	BUF	3/31/91	Beaupre	2-5
Malkin	PIT	1/16/17	Holtby/Grubauer	7-8 (OT)	MacLean	NJ	2/25/91	Hrvnak/Liut	1-5
Nash	NYR	12/23/14	Holtby	2-4	Tocchet	PHI	1/24/91	Liut	1-6
Nyquist	DET	2/2/14	Neuvirth	6-5	Leeman	TOR	1/8/90	Beaupre/Mason	6-8
Suter	MIN	1/4/14	Holtby	3-5	Vukota	NYI	10/20/89	Beaupre	3-5
Skinner	CAR	1/2/14	Grubauer	3-4 (OT)	MacLean	NJ	12/7/88	Malarchuk	1-5
Tlusty	CAR	4/2/13	Holtby	5-3	Brown	PIT	11/25/88	Malarchuk	3-5
Kunitz (4)	PIT	2/3/13	Holtby	3-6	Mullen	NYR	10/19/88	Malarchuk	1-5
Parise	NJ	3/2/12	Neuvirth	0-5	Lemieux	PIT	10/11/88	Malarchuk/Peeters	7-8
Richards	PHI	10/6/09	Varlamov	5-6	Lemieux (4)	PIT	4/2/88	Malarchuk	6-7
Cole	EDM	1/13/09	Theodore	2-5	Savard	CHI	1/17/88	Malarchuk	4-5
Hartnell	PHI	12/20/08	Theodore	1-7	Makela	NYI	12/4/87	Malarchuk	4-6
Fisher	OTT	12/29/07	Kolzig	8-6	LaFontaine	NYI	11/10/87	Malarchuk	3-4
Stillman	CAR	11/5/07	Kolzig	0-5	Nicholls	LA	3/17/87	Mason/Peeters	4-5
Guerin	NYI	10/18/07	Kolzig	2-5	Ridley	NYR	12/17/86	Mason	1-6
Jokinen	FLA	2/27/07	Johnson/Cassivi	5-6	Bourne	LA	11/18/86	Peeters	5-6
Weiss	FLA	1/13/07	Kolzig/Johnson	3-7	Cunneyworth	PIT	10/9/86	Jensen	4-5
Cole	CAR	11/9/06	Johnson	0-5	Propp	PHI	4/6/86	Peeters	3-5
Sim	FLA	2/7/06	Kolzig	0-5	Trottier	NYI	1/24/86	Peeters	5-7
Pyatt	BUF	11/17/05	Johnson	5-8	Ludzik	CHI	12/28/85	Jensen	5-7
Afinogenov	BUF	12/31/03	Ouellet	1-7	Vaive	TOR	10/16/85	Jensen	6-5
Satan	BUF	12/31/03	Ouellet	1-7	Poulin	PHI	3/7/85	Riggin/Jensen	6-9
Pisani	EDM	3/22/03	Kolzig	3-5	Kerr	PHI	3/7/85	Riggin/Jensen	6-9
Madden	NJ	2/05/03	Kolzig (1 EN)	1-4	Kerr (4)	PHI	2/9/85	Riggin	4-5
Kovalchuk	ATL	12/06/02	Billington	7-6	Kerr	PHI	12/23/84	Riggin	4-7
Thornton	BOS	1/5/02	Kolzig	4-7	Kurri	EDM	11/9/84	Riggin	5-8
Czerkawski	NYI	11/27/01	Billington	5-5	Bossy	NYI	2/10/83	Jensen	3-8
Alfredsson	OTT	11/13/01	Billington/Kolzig	5-11	Dionne	LA	1/11/83	Riggin	7-9
Recchi	PHI	10/20/01	Billington/Kolzig	3-6	Sutter	STL	10/30/82	Riggin	6-5
Langkow	PHX	10/13/01	Billington	2-5	Boutette	PIT	10/27/82	Parro	5-7
Elias	NJ	4/3/01	Kolzig	4-6	Trottier	NYI	10/21/82	Riggin	3-6
Straka	PIT	1/8/01	Kolzig	3-5	Perreault	BUF	10/16/82	Parro/Riggin	2-9
Harvey	SJ	12/18/00	Kolzig	3-5	Bossy (4)	NYI	3/23/82	Jensen/Parro	1-8
Barnes	PIT	11/25/98	Kolzig	5-4	Sutter	NYI	2/2/82	Parro	6-7
Satan	BUF	3/1/98	Kolzig	0-3	Sutter	STL	1/9/82	Parro	4-7
Lemieux	COL	11/18/97	Ranford	6-6	Middleton	BOS	12/23/8	Parro	4-7
Fedorov (5)	DET	12/26/96	Carey	4-5	Derlago	TOR	2/5/81	Jensen	4-9
Garpenlov	FLA	1/23/96	Carey	4-5	Hunter	QUE	10/21/81	Palmatee	3-6

# Hat Tricks Against the Capitals

PLAYER	TEAM	DATE	GOALTENDER	SCORE	PLAYER	TEAM	DATE	GOALTENDER	SCORE
Ftorek	QUE	3/18/81	Parro/Palmateer	4-6					
Sittler	TOR	3/14/81	Palmateer	3-5					
Petterson	STL	2/28/81	Palmateer	5-7					
P. Stastny (4)	QUE	2/22/81	Stephenson/Palmateer	7-11					
A. Stastny	QUE	2/22/81	Stephenson/Palmateer	7-11					
Richard	QUE	2/22/81	Stephenson/Palmateer	7-11					
Maloney	NYR	2/21/81	Palmeteer	4-6					
Seiling	BUF	2/12/81	Parro	3-6					
Bossy	NYI	1/17/81	Boutin	4-6					
Dionne	LA	11/5/80	Palmateer	3-5					
Dupont	WPG	11/2/80	Stephenson	4-4					
Lysiak	CHI	10/19/80	Palmateer	4-8					
Leach	PHI	4/3/1980	Stephenson	2-4					
MacDonald	EDM	2/15/80	Stephenson	2-8					
Mondou	MTL	4/7/79	Bedard	3-10					
Esposito	NYR	2/18/79	Inness	6-6					
Mondou	MON	2/4/79	Inness	4-8					
Potvin	NYI	1/16/79	Inness	2-6					
Lysiak	ATL	10/14/78	Bedard	3-6					
Esposito	NYR	3/24/78	Wolfe/Bedard	4-11					
Duguay	NYR	3/24/78	Wolfe/Bedard	4-11					
Mulvey	CHI	3/22/78	Bedard	2-6					
Houle	MON	2/17/78	Wolfe	2-8					
Bossy	NYI	2/4/78	Wolfe	1-6					
Goring	LA	2/1/78	Bedard/Wolfe	3-8					
McCourt	DET	1/22/78	Bedard	3-6					
Koroll	CHI	1/18/78	Wolfe	2-5					
Perreault	BUF	11/19/77	Wolfe	6-7					
Dionne	LA	11/8/77	Smith	1-5					
Federko	STL	2/19/77	Low	1-4					
Goring	LA	2/2/77	Low	2-7					
Eriksson	MIN	11/27/76	Low	1-6					
Murphy	LA	10/16/76	Low	1-7					
Barber	PHI	4/1/76	Low	2-11					
Sittler	TOR	3/20/76	Low	3-7					
Vickers	NYR	2/18/76	Low	4-11					
Bucyk	BOS	1/11/76	Low	4-7					
Merrick	CAL	1/2/76	Wolfe/Low	5-8					
Stanfield	BUF	12/21/75	Low/Wolfe	2-14					
Martin (4)	BUF	12/21/75	Low/Wolfe	2-14					
MacLeish	PHI	12/19/75	Wolfe	5-7					
Bergeron	DET	12/12/75	Low	3-5					
Shutt	MTL	12/6/75	Wolfe	3-9					
Pronovost	PIT	11/12/75	Wolfe	6-6					
Dionne	LA	10/28/75	Belhumeur	0-6					
Martin	BUF	10/19/75	Low	4-5					
Orr	BOS	3/22/75	Low	2-8					
MacLeish	PHI	3/18/75	Low	2-7					
Pronovost	PIT	2/26/75	Belhumeur	1-3					
Pappin	CHI	2/22/75	Belhumeur	3-10					
Ramsay	BUF	2/21/75	Low	4-9					
Lever	VAN	2/1/75	Low	2-5					
Lafleur	MTL	1/4/75	Low	0-10					
Luce	BUF	12/22/74	Low	0-4					
Perreault	BUF	12/5/74	Adams	2-9					
Martin (4)	BUF	12/3/74	Adams	3-5					
Orr	BOS	11/7/74	Adams	4-10					
Redmond	DET	10/19/74	Belhumeur	4-6					

# Hat Trick History

## HAT TRICKS FOR AND AGAINST BY TEAM

Franchise	Capitals	Opp.	Franchise	Capitals	Opp.
Anaheim	4	0	Montreal	5	8
Arizona	3	4	Nashville	0	1
Boston	6	6	New Jersey	9	9
Buffalo	2	19	NY Islanders	6	17
Calgary	5	2	NY Rangers	10	10
Carolina	10	6	Ottawa	9	4
Chicago	4	7	Philadelphia	10	17
Cleveland	1	1	Pittsburgh	7	13
Colorado	4	8	St. Louis	9	5
Columbus	1	0	San Jose	2	3
Dallas	0	1	Seattle	0	0
Detroit	6	5	Tampa Bay	10	1
Edmonton	3	5	Toronto	6	6
Florida	5	4	Vancouver	5	1
Los Angeles	4	10	Vegas	0	0
Minnesota	2	2	Winnipeg	3	1
			<b>TOTAL</b>	<b>151</b>	<b>176</b>

## CAPITALS CAREER HAT TRICK LEADERS

Player	Hat Tricks	Player	Hat Tricks
Alex Ovechkin	30	Dave Christian	2
Peter Bondra	19	Chris Clark	2
Mike Gartner	13	Geoff Courtnall	2
Dennis Maruk	10	Bengt Gustafsson	2
Alexander Semin	7	Alan Haworth	2
T.J. Oshie	4	Jaromir Jagr	2
Steve Konowalchuk	3	Dmitri Khristich	2
Guy Charron	3	Tony White	2
Dino Ciccarelli	3		
Mike Ridley	3		
Nicklas Backstrom	2		
Evgeny Kuznetsov	2		
Randy Burridge	2		



Peter Bondra ranks second in career hat tricks with Washington with 19.



Alex Ovechkin scored his 50th goal of the 2015-16 season with his third goal against the St. Louis Blues on April 9, 2016.

# Capitals Shutouts

YEAR	(NO.)	DATE	OPPONENT	GOALTENDER	SCORE
2023-24	(7)	4/15/24	vs. BOS	Lindgren	2-0
		3/24/24	vs. WPG	Lindgren	3-0
		3/7/24	at PIT	Lindgren	6-0
		2/10/24	at BOS	Lindgren	3-0
		1/16/24	vs. ANA	Kuemper	2-0
		12/9/23	vs. NYR	Lindgren	4-0
		11/14/23	vs. VGK	Lindgren	3-0
2022-23	(5)	1/19/23	at ARI	Kuemper	4-0
		1/8/23	vs. CBJ	Kuemper	1-0
		12/27/22	at NYR	Kuemper	4-0
		11/25/22	vs. CGY	Kuemper	3-0
		10/29/22	at NSH	Kuemper	3-0
2021-22	(8)	4/22/22	at ARI	Vanecek	2-0
		3/3/22	vs. CAR	Vanecek	4-0
		1/28/22	at DAL	Vanecek	5-0
		1/15/22	at NYI	Vanecek	2-0
		11/20/21	at SJ	Samsonov	4-0
		11/17/21	at LA	Samsonov	2-0
		11/11/21	at DET	Fucale	2-0
		10/29/21	vs. ARI	Samsonov	2-0
2020-21	(4)	4/27/21	vs. NYI	Vanecek	1-0
		4/22/21	at NYI	Samsonov	1-0 (SO)
		3/26/21	vs. NJD	Samsonov	4-0
		3/15/21	at BUF	Vanecek	6-0
2019-20	(1)	1/13/20	vs. CAR	Samsonov	2-0
		3/8/19	vs. NJD	Holtby	3-0
2018-19	(4)	12/22/19	at OTT	Copley	4-0
		12/8/19	at CBJ	Holtby	4-0
		10/3/18	vs. BOS	Holtby	7-0
2017-18	(3)	3/22/18	at DET	Grubauer	1-0
		3/10/18	at SJ	Grubauer	2-0
		12/27/17	at NYR	Grubauer	0-1 (SO)
2016-17	(12)	4/5/17	vs. NYR	Holtby	2-0
		3/2/17	vs. NJD	Holtby	1-0
		2/7/17	vs. CAR	Holtby	5-0
		2/5/17	vs. LA	Grubauer	5-0
		1/15/17	vs. PHI	Grubauer	5-0
		1/13/17	vs. CHI	Holtby	6-0
		1/7/17	@ OTT	Holtby	1-0
		1/5/17	vs. CBJ	Holtby	5-0
		12/23/16	vs. TB	Holtby	4-0
		12/11/16	vs. VAN	Holtby	3-0
		11/18/16	vs. DET	Holtby	1-0
		10/18/16	vs. COL	Grubauer	3-0
2015-16	(3)	3/25/16	@ NJD	Holtby	1-0 (OT)
		12/28/15	@ BUF	Holtby	2-0
		11/23/15	vs. EDM	Holtby	1-0
2014-15	(9)	10/11/14	@ BOS	Holtby	4-0
		12/20/14	@ NJD	Holtby	4-0
		12/27/14	@ PIT	Holtby	3-0
		1/14/15	vs. PHI	Holtby	1-0
		1/28/15	vs. PIT	Holtby	4-0
		2/3/15	vs. LA	Holtby	4-0
		3/1/15	vs. TOR	Holtby	4-0
		3/15/15	vs. BOS	Holtby	2-0
4/8/15	vs. BOS	Holtby	3-0		
2013-14	(5)	4/13/14	vs. TB	Holtby	0-1 (SO)
		4/11/14	vs. CHI	Halak	4-0
		2/8/14	vs. NJ	Holtby	3-0
		1/25/14	@ MTL	Holtby	5-0

YEAR	(NO.)	DATE	OPPONENT	GOALTENDER	SCORE
2012-13	(4)	11/1/13	@ PHI	Holtby	7-0
		3/21/13	@ WPG	Holtby	4-0
		3/2/13	@ WPG	Holtby	3-0
		2/26/13	vs. CAR	Holtby	3-0
2011-12	(8)	2/9/13	vs. FLA	Holtby	5-0
		3/25/12	vs. MIN	Holtby	3-0
		3/11/12	vs. TOR	Neuvirth	2-0
		2/7/12	vs. FLA	Vokoun	4-0
		2/4/12	@ MTL	Vokoun	3-0
2010-11	(8)	1/18/12	@ MTL	Neuvirth	3-0
		1/11/12	vs. PIT	Vokoun	1-0
		12/15/11	@ WPG	Neuvirth	1-0
		10/18/11	vs. FLA	Vokoun	3-0
		3/26/11	@ MTL	Holtby	2-0
		3/18/11	@ NJ	Neuvirth	3-0
		3/9/11	vs. EDM	Holtby	5-0
		2/21/11	@ PIT	Neuvirth	1-0
2009-10	(3)	2/6/11	vs. PIT	Neuvirth	3-0
		12/28/10	vs. MTL	Varlamov	3-0
		11/26/10	vs. TB	Varlamov	6-0
		10/27/10	@ CAR	Neuvirth	3-0
		3/6/10	vs. NYR	Theodore	2-0
		12/7/09	@ TB	Varlamov	3-0
2008-09	(2)	11/25/09	vs. BUF	Varlamov	2-0
		3/17/09	@ FLA	Theodore	3-0
		11/28/08	vs. MTL	Theodore	3-0
2007-08	(3)	3/29/08	@ FLA	Huet	3-0
		2/29/08	@ NJ	Huet	4-0
		10/6/07	vs. CAR	Kolzig	2-0
2006-07	(1)	4/3/07	vs. FLA	Kolzig	1-0
		4/1/06	@ OTT	Johnson	1-0
2005-06	(1)	2/15/04	@ CHI	Kolzig	4-0
		1/11/04	vs. EDM	Kolzig	1-0
		12/16/03	@ ATL	Ouellet	5-0
2003-04	(3)	4/1/03	vs. FLA	Kolzig	3-0
		3/2/03	vs. CAR	Kolzig	2-0
		2/7/03	vs. NYI	Kolzig	3-0
		12/23/02	vs. TB	Kolzig	3-0
2001-02	(6)	4/5/02	vs. OTT	Kolzig	0-0
		3/19/02	@ COL	Kolzig	3-0
		1/22/02	@ ATL	Kolzig	3-0
		1/14/02	vs. BOS	Kolzig	1-0
		1/12/02	at FLA	Kolzig	1-0
		11/10/01	vs. ATL	Kolzig	3-0
2000-01	(5)	4/5/01	vs. FLA	Kolzig	3-0
		3/28/01	vs. CAR	Kolzig	7-0
		12/16/00	vs. EDM	Kolzig	4-0
		12/2/00	@ BOS	Kolzig	2-0
		11/24/00	vs. NYI	Kolzig	1-0
1999-00	(7)	11/20/99	@ BOS	Billington	3-0
		11/26/99	vs. NSH	Billington	1-0
		12/15/99	@ ATL	Kolzig	4-0
		1/8/00	vs. ATL	Kolzig	3-0
		1/30/00	vs. PHI	Kolzig	2-0
		2/10/00	@ MTL	Kolzig	1-0
		2/26/00	@ MTL	Kolzig	3-0
1998-99	(6)	4/5/99	@ FLA	Kolzig	3-0
		3/20/99	@ MTL	Tabaracci	1-0
		12/23/98	@ FLA	Kolzig	4-0
		10/30/98	@ CGY	Tabaracci	0-0

# Capitals Shutouts

YEAR	(NO.)	DATE	OPPONENT	GOALTENDER	SCORE
		10/23/98	@ BUF	Kolzig	1-0
		10/10/98	vs. ANA	Kolzig	1-0
1997-98	(5)	4/13/98	@ NYI	Kolzig	2-0
		3/20/98	vs. NJ	Kolzig	2-0
		3/18/98	@ CAR	Kolzig	1-0
		1/13/98	vs. OTW	Kolzig	4-0
		10/15/97	@ CHI	Kolzig	2-0
1996-97	(3)	1/9/97	vs. NYR	Kolzig	2-0
		1/3/97	vs. PHX	Kolzig	3-0
		11/30/96	@ MTL	Carey	2-0
1995-96	(9)	3/29/96	vs. OTW	Carey	5-0
		3/27/96	@ MTL	Carey	1-0
		3/12/96	vs. VAN	Carey	9-0
		3/3/96	vs. PHI	Carey	3-0
		3/2/96	@ BOS	Carey	2-0
		1/26/96	vs. BUF	Carey	1-0
		12/30/95	vs. HFD	Carey	3-0
		12/26/95	vs. MTL	Carey	4-0
		10/14/95	vs. TB	Carey	2-0
1994-95	(4)	4/14/95	vs. FLA	Carey	3-0
		3/21/95	vs. OTW	Carey	1-0
		3/20/95	@ HFD	Carey	5-0
		3/13/95	@ TB	Carey	3-0
1993-94	(4)	3/20/94	@TB	Beaupre	3-0
		1/15/94	@ QUE	Beaupre	4-0
		1/9/94	@ NJ	Tabaracci	4-0
		12/30/93	vs. ANA	Tabaracci	3-0
1992-93	(3)	4/14/93	@ NYR	Tabaracci	2-0
		4/2/93	vs. MTL	Tabaracci	4-0
		1/14/93	@ NYI	Beaupre	3-0
1991-92	(2)	11/1/91	vs. TOR	Liut	4-0
		10/29/91	@ PIT	Beaupre	8-0
1990-91	(5)	3/30/91	vs. NJ	Beaupre	4-0
		3/28/91	@ PHI	Beaupre	3-0
		3/16/91	vs. PHI	Beaupre	6-0
		10/28/90	@ EDM	Beaupre	1-0
		10/20/90	vs. NJ	Beaupre	4-0
1989-90	(3)	3/20/90	vs. NYI	Liut	3-0
		2/27/90	vs. CHI	Beaupre	4-0
		11/5/89	@ QUE	Beaupre	3-0
1988-89	(6)	3/5/89	vs. VAN	Beaupre	3-0
		2/3/89	vs. HFD	Peeters	1-0
		1/26/89	@ PHI	Malarchuk	1-0
		1/6/89	vs. TOR	Peeters	3-0
		1/2/89	vs. PIT	Peeters	8-0
		12/10/88	@ MTL	Peeters	0-0
1987-88	(6)	3/13/88	@ BOS	Peeters	3-0
		2/27/88	@ NYI	Malarchuk	3-0
		2/20/88	@ MIN	Malarchuk	3-0
		2/19/88	@ WPG	Malarchuk	6-0
		1/31/88	vs. PHI	Peeters	1-0
		1/2/88	vs. EDM	Malarchuk	2-0
1986-87	No Shutouts for Washington				
1985-86	(3)	3/1/86	vs. NYR	Jensen	4-0
		1/1/86	vs. NYR	Jensen	3-0
		11/23/85	vs. QUE	Peeters	3-0
1984-85	(4)	3/14/85	vs. TOR	Jensen	4-0
		12/26/84	vs. PHI	Riggin	6-0
		12/9/84	vs. DET	Mason	5-0
		11/25/84	vs. CHI	Riggin	5-0

YEAR	(NO.)	DATE	OPPONENT	GOALTENDER	SCORE
1983-84	(8)	3/24/84	@ PIT	Riggin	6-0
		2/13/84	@ MIN	Riggin	4-0
		2/2/84	@ NJ	Riggin	2-0
		1/28/84	@ TOR	Riggin	8-0
		12/18/83	vs. LA	Jensen	5-0
		12/10/83	vs. MTL	Jensen	2-0
		10/26/83	vs. NJ	Jensen	2-0
		10/25/83	@ PIT	Jensen	1-0
1982-83	(2)	4/3/83	vs. NYR	Jensen/Riggin	3-0
		11/10/82	vs. NJ	Jensen	2-0
1981-82	(1)	11/4/81	@ HFD	Parro	4-0
1980-81	(4)	3/26/81	@ DET	Palmateer	2-0
		1/15/81	vs. LA	Parro	3-0
1981-82	(1)	11/14/81	@ HFD	Parro	4-0
1980-81	(4)	3/26/81	@ DET	Palmateer	2-0
		1/15/81	vs. LA	Parro	3-0
		12/21/80	@ PHI	Palmateer	6-0
		10/21/80	vs. CHI	Stephenson	2-0
1979-80	No Shutouts for Washington				
1978-79	No Shutouts for Washington				
1977-78	(1)	1/4/78	vs. LA	Bedard	4-0
1976-77	(2)	3/18/77	vs. COL	Crozier/Low	5-0
		1/10/77	@ DET	Wolfe	2-0
1975-76	No Shutouts for Washington				
1974-75	(1)	2/16/75	vs. KC	Low	3-0



# Shutouts Against the Capitals

YEAR	(NO.)	DATE	OPPONENT	GOALTENDER	SCORE	YEAR	(NO.)	DATE	OPPONENT	GOALTENDER	SCORE
2023-24	(6)	3/11/24	at WPG	Hellebuyck	3-0			11/19/10	@ ATL	Pavelec	5-0
		1/20/24	at STL	Binnington	3-0	2009-10	(1)	12/9/09	@ BUF	Miller	2-0
		12/4/23	at ARI	Ingram	6-0	2008-09	(3)	1/9/09	vs. CBJ	Mason	3-0
		11/24/23	vs. EDM	Skinner	5-0			11/29/08	@ CBJ	Mason	3-0
		11/2/23	vs. NYI	Varlamov	3-0			11/1/08	@ BUF	Miller	5-0
		10/13/23	vs. PIT	Jarry	4-0	2007-08	(6)	3/19/08	@ CHI	Khabibulin	5-0
2022-23	(2)	11/19/22	vs. COL	Georgiev	4-0			2/2/08	vs. ATL	Lehtonen	2-0
		10/27/22	at DAL	Oetttinger	2-0			1/29/08	@ MTL	Huet	4-0
2021-22	(1)	1/24/22	vs. VGK	Lehner	1-0			1/3/08	@ BOS	Thomas	2-0
2020-21	(3)	5/1/21	vs. PIT	Jarry	3-0			11/5/07	@ CAR	Ward	5-0
		4/22/21	at NYI	Varlamov	1-0 (SO)			11/1/07	@ NYR	Lundqvist	2-0
		4/6/21	at NYI	Varlamov	1-0	2006-07	(6)	4/7/07	vs. BUF	Miller	2-0
2019-20	(2)	2/27/20	at WPG	Hellebuyck	3-0			3/9/07	vs. CAR	Ward	3-0
		12/16/19	at CBJ	Korpisalo	3-0			3/6/07	@ TOR	Raycroft	3-0
2018-19	(5)	4/6/19	vs. NYI	Lehner	3-0			2/3/07	@ PIT	Fleury	2-0
		2/12/19	at CBJ	Bobrovsky	3-0			11/9/06	@ CAR	Ward	5-0
		2/3/19	vs. BOS	Rask	1-0			10/28/06	@ EDM	Roloson	4-0
		1/8/19	vs. NYI	Greiss	2-0	2005-06	(4)	4/8/06	@ NYI	DiPietro	5-0
		10/11/19	at NJD	Kinkaid	6-0			2/7/06	vs. FLA	Luongo	5-0
2017-18	(4)	3/6/18	@ ANA	Gibson	4-0			2/4/06	@ TB	Grahame	5-0
		12/27/17	@ NYR	Pavelec	1-0 (SO)			10/22/05	vs. CAR	Gerber/Ward	4-0
		12/23/17	@ VGK	Fleury	3-0	2003-04	(5)	3/23/04	@ NYI	DiPietro	3-0
		10/17/17	vs. TOR	Andersen	2-0			3/10/04	vs. BUF	Biron	6-0
2016-17	(4)	4/9/17	vs. FLA	Reimer	2-0			3/2/04	vs. FLA	Luongo	1-0
		1/24/17	@ OTT	Condon	3-0			1/7/04	vs. PHX	Boucher	3-0
		12/1/16	vs. NYI	Halak	3-0			12/4/03	@ NJ	Brodeur	3-0
		11/8/16	vs. SJS	Jones	3-0	Year	(No.)	Date	Opponent	Goaltender	Score
2015-16	(5)	4/10/16	vs. ANA	Andersen	2-0	2002-03	(5)	3/23/03	@ VAN	Auld	6-0
		4/2/16	@ ARI	Smith	3-0			2/9/03	vs. MTL	Garon	2-0
		3/26/16	vs. STL	Allen	4-0			12/14/02	@ SJ	Nabokov	2-0
		11/10/15	@ DET	Mrazek	1-0			12/11/02	@ ANA	Giguere	3-0
		10/13/15	vs. SJS	Jones	5-0			11/16/02	@ MIN	Roloson	1-0
2014-15	(4)	3/21/15	@ WPG	Pavelec	3-0	2001-02	(6)	4/5/02	vs. OTT	Lalime	0-0
		2/27/15	@ CAR	Khudobin	3-0			1/16/02	@ MTL	Theodore	2-0
		1/31/15	@ MTL	Price	1-0 (OT)			11/15/01	@ PHI	Boucher/	5-0
		11/14/14	vs. NJ	Schneider	1-0			10/30/01	vs. PHI	Boucher	3-0
2013-14	(8)	4/13/14	vs. TB	Lindback	1-0 (SO)			10/26/01	@ ATL	Hnilicka	1-0
		4/1/14	vs. DAL	Lehtonen	5-0			10/8/01	@ BOS	Dafoe	4-0
		3/11/14	@ PIT	Fleury	2-0	2000-01	(5)	3/15/01	vs. CAR	Irbe	3-0
		3/6/14	@ BOS	Rask	3-0			3/13/01	vs. ANA	Giguere	2-0
		2/4/14	vs. NYI	Nabokov	1-0			1/10/01	@ MIN	Fernandez	3-0
		1/21/14	vs. OTT	Anderson	2-0			11/2/00	@ STL	Johnson	2-0
		11/20/13	vs. PIT	Fleury	4-0			10/14/00	@ DAL	Belfour	3-0
		10/16/14	vs. NYR	Lundqvist	2-0	1999-00	(4)	4/4/00	@ OTT	Lalime	4-0
2012-13	(1)	3/12/13	CAR	Peters	4-0			2/25/00	vs. BOS	Grahame	3-0
2011-12	(5)	3/4/12	vs. PHI	Bryzgalov	1-0			12/13/99	vs. MTL	Theodore	1-0
		3/2/12	vs. NJ	Hedberg	5-0			12/9/99	@ PIT	Aubin	3-0
		2/20/12	@ CAR	Peters	5-0	1998-99	(11)	4/18/99	@ BUF	Hasek	3-0
		1/20/12	@ CAR	Ward	3-0			4/14/99	@ CAR	Irbe	3-0
		1/17/12	vs. NYI	Nabokov	3-0			4/8/99	@ NJ	Brodeur	1-0
2010-11	(11)	4/9/11	@ FLA	Vokoun	1-0			1/15/99	vs. MTL	Hackett	3-0
		3/25/11	@ OTT	Anderson	2-0			1/13/99	vs. PHI	Vanbiesbrouk	3-0
		2/25/11	vs. NYR	Lundqvist	6-0			12/19/98	@ PIT	Barrasso	3-0
		2/8/11	vs. SJ	Niemi	2-0			12/11/98	@ ANA	Hebert	1-0
		1/26/11	@ ATL	Pavelec	1-0			12/1/98	vs. NJ	Brodeur	4-0
		1/12/11	@ TB	Roloson	3-0			11/27/98	@ DAL	Belfour	4-0
		1/4/11	vs. TB	Roloson	1-0			11/12/98	vs. BUF	Hasek	2-0
		12/12/10	@ NYR	Lundqvist	7-0			10/30/98	@ CGY	Wregget	0-0
		12/9/10	vs. FLA	Vokoun	3-0	1997-98	(7)	3/14/98	@ OTT	Tugnutt	4-0
		11/22/10	@ NJ	Hedberg	5-0			3/3/98	vs. BOS	Tallas	3-0

# Shutouts Against the Capitals

YEAR	(NO.)	DATE	OPPONENT	GOALTENDER	SCORE
		3/1/98	vs. BUF	Hasek	3-0
		1/11/98	@ DET	Osgood	2-0
		12/27/97	vs. OTT	Tugnutt	3-0
		12/18/97	vs. FLA	Vanbiesbrouck	4-0
		11/6/97	@ BOS	Dafoe	2-0
1996-97	(9)	4/3/97	@ OTT	Tugnutt	4-0
		4/1/97	vs. NJ	Brodeur	1-0
		3/9/97	@ PHI	Hextall	5-0
		3/2/97	vs. NYI	Salo	2-0
		2/22/97	@ HFD	Burke	2-0
		12/7/96	@ NYI	Salo	2-0
		12/4/96	vs. DET	Hodson	2-0
		11/29/96	vs. NYI	Salo	2-0
		10/28/96	@ COL	Billington	1-0
1995-96	(5)	3/10/96	@ TB	Puppa	1-0
		2/18/96	@ NJ	Brodeur	3-0
		1/3/96	@ HFD	Burke	2-0
		12/18/95	@ NYR	Richter	3-0
		11/18/95	@ PIT	Wregget	3-0
1994-95	(3)	2/20/95	vs. NJ	Brodeur	2-0
		2/2/95	vs. BUF	Hasek	1-0
		1/25/95	@ MTL	Roy	2-0
1993-94	(5)	2/21/94	@ NYI	Hextall	4-0
		2/4/94	vs. MTL	Roy	4-0
		12/23/93	vs. NYR	Healy	1-0
		11/13/93	vs. NYR	Richter	2-0
		10/15/93	vs. PHI	Roussel	3-0
1992-93	(3)	4/4/93	vs. NYR	Vanbiesbrouck	4-0
		3/5/93	vs. PHI	Soderstrom	3-0
		11/13/92	@ NJ	Billington	3-0
1991-92	No Shutouts against Washington				
1990-91	No Shutouts against Washington				
1989-90	(2)	10/29/89	@ CHI	Cloutier	1-0
		10/28/89	@ STL	Millen	1-0
1988-89	(1)	12/10/88	@ MTL	Roy	0-0
1987-88	(2)	2/6/88	vs. NYR	Vanbiesbrouck	3-0
		11/17/87	vs. DET	Hanlon	1-0
1986-87	No Shutouts against Washington				
1985-86	(3)	3/13/86	@ PHI	Froese	2-0
		1/28/86	@ DET	Laforest	7-0
		1/9/86	@ PHI	Jensen	4-0
1984-85	(2)	4/4/85	@ HFD	Liut	2-0
		3/2/85	vs. BUF	Barasso	4-0
1983-84	(2)	10/19/83	@ HFD	Millen	3-0
		10/14/83	vs. PIT	Herron	4-0
1982-83	No Shutouts against Washington				
1981-82	(3)	1/20/82	@ WPG	Soetaert	3-0
Year	(No.)	Date	Opponent	Goaltender	Score
		1/5/82	@ QUE	Bouchard	3-0
		10/28/81	@ VAN	R. Brodeur	3-0
1980-81	(2)	1/8/81	@ CGY	Lemelin	6-0
		1/3/81	@ MIN	Meloche	3-0
1979-80	(5)	3/30/80	@ PIT	Millen	4-0
		2/21/80	@ ATL	Riggin	3-0
		12/2/79	@ BUF	Sauve	2-0
		11/21/79	@ CHI	Esposito	4-0
		11/5/79	@ MTL	Larocque	2-0
1978-79	(3)	2/17/79	@ MTL	Dryden	2-0
		2/25/78	@ TOR	McRae	4-0
		11/11/78	vs. BUF	Edwards	2-0

YEAR	(NO.)	DATE	OPPONENT	GOALTENDER	SCORE
		11/8/78	vs. MTL	Dryden	2-0
1977-78	(6)	3/25/78	@ MTL	Dryden	5-0
		1/29/78	vs. MIN	Harrison	4-0
		1/14/78	vs. NYI	Resch	4-0
		11/24/77	@ BOS	Gilbert	6-0
		11/13/77	vs. NYI	Resch	6-0
		11/24/77	@ BOS	Gilbert	6-0
		11/13/77	vs. NYI	Resch	6-0
1976-77	(6)	4/2/77	@ MTL	Dryden	11-0
		3/10/77	@ LA	Vachon	6-0
		2/12/77	@ TOR	Palmateer	10-0
		1/18/77	vs. MTL	Dryden	3-0
		11/3/76	@ ATL	Myre	7-0
		10/19/76	vs. MTL	Dryden	6-0
1975-76	(9)	2/22/76	vs. NYI	Resch	4-0
		2/13/76	vs. STL	Johnston	2-0
		1/27/76	@ LA	Vachon	2-0
Year	(No.)	Date	Opponent	Goaltender	Score
		1/9/76	vs. CAL	Simmons	5-0
		1/3/76	@ MTL	Dryden	7-0
		12/31/75	@ DET	Rutherford	4-0
		12/29/75	vs. MTL	Dryden	6-0
		11/21/75	vs. CAL	Meloche	2-0
		10/28/75	@ LA	Vachon	6-0
1974-75	(12)	3/23/75	vs. ATL	Myre	5-0
		3/4/75	vs. BOS	Gilbert	8-0
		1/16/75	vs. PHI	Parent	4-0
		1/5/75	@ ATL	Myre	3-0
		1/4/75	@ MTL	Larocque	10-0
		12/29/74	vs. NYI	Resch	7-0
		12/22/74	vs. BUF	Bromley	4-0
		11/17/74	vs. PIT	Inness	6-0
		10/31/74	vs. MTL	Dryden	3-0
		10/22/74	vs. DET	Rutherford	3-0
		10/20/74	vs. NYI	Smith	5-0
		10/12/74	@ MIN	Maniago	6-0

# Shutout History

## SHUTOUTS FOR AND AGAINST BY TEAM

Franchise	Capitals	Opp.
Anaheim	3	5
Arizona	5	4
Boston	11	9
Buffalo	5	12
Calgary	2	6
Carolina	13	13
Cleveland	0	2
Chicago	7	3
Colorado	5	3
Columbus	3	4
Dallas	3	7
Detroit	6	7
Edmonton	6	2
Florida	12	6
Los Angeles	6	3
Minnesota	1	2
Montreal	15	20
Nashville	2	0
New Jersey	16	11
NY Islanders	9	19
NY Rangers	9	10
Ottawa	7	8
Philadelphia	11	9
Pittsburgh	10	11
St. Louis	0	5
San Jose	2	4
Seattle	0	0
Tampa Bay	8	5
Toronto	6	4
Vancouver	3	2
Vegas	1	2
Winnipeg	9	7
<b>TOTAL</b>	<b>196</b>	<b>205</b>

## CAPITALS CAREER SHUTOUT LEADERS

Player	Shutouts
Olie Kolzig	35
Braden Holtby	35
Jim Carey	14
Don Beaupre	12
Al Jensen	8
Michal Neuvirth	7
Pete Peeters	7
<b>Charlie Lindgren</b>	<b>6</b>
Ilya Samsonov	6
Vitek Vanecek	6
Philipp Grubauer	6
Pat Riggin	6
Rick Tabarracci	6
Darcy Kuemper	6
Clint Malarchuk	5
Semyon Varlamov	4
Tomas Vokoun	4
Jose Theodore	3
Craig Billington	2
Cristobal Huet	2
Mike Liut	2
Mike Palmateer	2
Dave Parro	2

## OPPONENTS CAREER SHUTOUT LEADERS

Player	Shutouts
Ken Dryden	9
Martin Brodeur	6
Dominik Hasek	4
Glenn Resch	4
Dwayne Roloson	4
John Vanbiesbrouck	4
Cam Ward	4
Henrik Lundqvist	4
Marc-Andre Fleury	4
Ondrej Pavelec	4
Semyon Varlamov	3
Greg Millen	3
Ryan Miller	3
Phil Myre	3
Patrick Roy	3
Tommy Salo	3
Ron Tugnutt	3
Rogie Vachon	3
Evgeni Nabokov	3

# Overtime History

DATE	RESULT	SCORER	TIME	SITE	DATE	RESULT	SCORER	TIME	SITE
4/7/24	Ottawa 3 - Washington 2	Jake Sanderson	0:41	Washington	11/16/18	Washington 3 - Colorado 2	Nicklas Backstrom	0:22	Colorado
3/26/24	Washington 4 - Detroit 3	Dylan Strome	1:55	Detroit	11/3/18	Dallas 4 - Washington 3	Jason Dickinson	3:17	Washington
2/24/24	Florida 3 - Washington 2	Gustav Forsling	3:41	Florida	10/17/18	Washington 4 - NY Rangers 3	Matt Niskanen	2:18	Washington
2/11/24	Vancouver 3 - Washington 2	J.T. Miller	4:55	Washington	10/4/18	Pittsburgh 7 - Washington 6	Kris Letang	1:20	Pittsburgh
1/27/24	Dallas 5 - Washington 4	Thomas Harley	3:27	Dallas	3/2/18	Washington 3 - NY Rangers 2	Evgeny Kuznetsov	0:38	Washington
12/21/23	Washington 3 - Columbus 2	Alex Ovechkin	4:07	Columbus	3/12/18	Washington 3 - Winnipeg 2	Evgeny Kuznetsov	4:11	Washington
12/20/23	Washington 3 - NY Islanders 2	Dylan Strome	1:41	Washington	2/13/18	Winnipeg 4 - Washington 3	Tyler Myers	2:35	Winnipeg
11/22/23	Washington 3 - Buffalo 2	Dylan Strome	4:52	Washington	2/11/18	Detroit 5 - Washington 4	Tomas Tatar	2:47	Washington
11/8/23	Florida 4 - Washington 3	Sam Reinhart	0:15	Florida	1/21/18	Philadelphia 2 - Washington 1	Travis Konecny	0:27	Washington
10/21/23	Montreal 3 - Washington 2	Cole Caufield	0:47	Montreal	1/18/18	New Jersey 4 - Washington 3	Taylor Hall	0:34	New Jersey
4/13/23	New Jersey 5 - Washington 4	Luke Hughes	4:33	Washington	1/7/18	Washington 4 - St. Louis 3	Nicklas Backstrom	4:17	Washington
3/21/23	Columbus 7 - Washington 6	Jack Roslovic	2:43	Washington	1/2/18	Washington 5 - Carolina 4	Alex Ovechkin	1:57	Carolina
3/1/23	Washington 3 - Anaheim 2	Tom Wilson	1:09	Anaheim	12/22/17	Arizona 3 - Washington 2	Clayton Keller	4:33	Arizona
1/31/23	Washington 4 - Columbus 3	Evgeny Kuznetsov	0:26	Columbus	12/19/17	Washington 4 - Dallas 3	Andre Burakovsky	1:51	Dallas
1/16/23	Washington 4 - NY Islanders 3	Dmitry Orlov	4:27	New York	12/16/17	Washington 3 - Anaheim 2	Alex Ovechkin	1:58	Washington
1/3/23	Buffalo 5 - Washington 4	Tage Thompson	3:00	Washington	11/6/17	Washington 3 - Arizona 2	John Carlson	4:14	Washington
12/29/22	Ottawa 4 - Washington 3	Alex DeBrincat	1:31	Washington	10/20/17	Washington 4 - Detroit 3	Alex Ovechkin	1:56	Detroit
12/22/22	Washington 3 - Ottawa 2	Marcus Johansson	2:04	Ottawa	10/9/17	Tampa Bay 4 - Washington 3	Brayden Point	3:08	Tampa Bay
12/19/22	Washington 4 - Detroit 3	Dmitry Orlov	4:38	Washington	3/28/17	Washington 5 - Minnesota 4	T.J. Oshie	1:52	Minnesota
12/1/22	Seattle 3 - Washington 2	Matty Beniers	0:07	Seattle	3/16/17	Nashville 2 - Washington 1	Viktor Arvidsson	1:05	Washington
11/23/22	Washington 3 - Philadelphia 2	Alex Ovechkin	1:04	Washington	3/4/17	Washington 2 - Philadelphia 1	Nicklas Backstrom	3:25	Washington
11/1/22	Vegas 3 - Washington 2	Shea Theodore	1:35	Washington	1/21/17	Washington 4 - Dallas 3	Jay Beagle	0:13	Dallas
4/20/22	Vegas 4 - Washington 3	Shea Theodore	2:09	Vegas	1/16/17	Pittsburgh 8 - Washington 7	Conor Sheary	0:34	Pittsburgh
3/11/22	Washington 4 - Vancouver 3	Lars Eller	0:42	Vancouver	1/3/17	Washington 6 - Toronto 5	Alex Ovechkin	0:22	Washington
3/9/22	Edmonton 4 - Washington 3	Connor McDavid	3:27	Edmonton	12/7/16	Washington 4 - Boston 3	Nicklas Backstrom	1:36	Washington
2/1/22	Washington 4 - Pittsburgh 3	Dmitry Orlov	4:17	Pittsburgh	12/5/16	Washington 3 - Buffalo 2	Marcus Johansson	2:38	Washington
1/22/22	Washington 3 - Ottawa 2	Nicklas Backstrom	1:13	Washington	11/15/16	Columbus 2 - Washington 1	Cam Atkinson	0:37	Columbus
1/18/22	Washington 4 - Winnipeg 3	Tom Wilson	0:26	Washington	11/11/16	Washington 3 - Chicago 2	Marcus Johansson	2:20	Chicago
1/2/22	New Jersey 4 - Washington 3	Nico Hischier	2:56	Washington	11/3/16	Washington 4 - Winnipeg 3	Alex Ovechkin	3:21	Washington
12/15/21	Chicago 5 - Washington 4	Cale Jones	1:21	Chicago	4/7/16	Pittsburgh 4 - Washington 3	Sidney Crosby	4:00	Washington
11/16/21	Anaheim 3 - Washington 2	Trevor Zegras	4:14	Anaheim	4/5/16	NY Islanders 4 - Washington 3	Thomas Hickey	2:13	Washington
11/4/21	Florida 5 - Washington 4	Eetu Luostarinen	1:55	Florida	3/25/16	Washington 1 - New Jersey 0	John Carlson	2:17	New Jersey
10/27/21	Detroit 3 - Washington 2	Dylan Larkin	1:37	Washington	3/15/16	Washington 2 - Carolina 1	Alex Ovechkin	1:38	Washington
10/23/21	Calgary 4 - Washington 3	Elias Lindholm	2:46	Washington	3/9/16	Los Angeles 4 - Washington 3	Jeff Carter	2:50	Los Angeles
10/16/21	Tampa Bay 1 - Washington 2	Steven Stamkos	4:45	Washington	3/5/16	Washington 2 - Boston 1	Matt Niskanen	2:36	Boston
5/8/21	Washington 2 - Philadelphia 1	Conor Sheary	4:00	Washington	2/18/16	Washington 3 - NY Islanders 2	Justin Williams	4:16	NY Islanders
4/29/21	Pittsburgh 5 - Washington 4	Jake Guentzel	2:11	Washington	1/27/16	Philadelphia 4 - Washington 3	Jakub Voracek	0:38	Washington
4/2/21	Washington 2 - New Jersey 1	Dmitry Orlov	4:39	New Jersey	1/9/16	Washington 4 - NY Rangers 3	Alex Ovechkin	1:25	NY Rangers
3/9/21	Washington 5 - New Jersey 4	Jakub Vrana	1:30	Washington	12/5/15	Winnipeg 2 - Washington 1	Mark Scheifele	4:40	Winnipeg
2/23/21	Pittsburgh 3 - Washington 2	Kasperii Kapanen	1:43	Washington	11/18/15	Washington 2 - Detroit 1	Evgeny Kuznetsov	0:45	Detroit
1/30/21	Washington 4 - Boston 3	Alex Ovechkin	0:28	Washington	11/13/15	Calgary 3 - Washington 2	Sean Monahan	1:40	Washington
1/19/21	Pittsburgh 5 - Washington 4	Sidney Crosby	1:11	Pittsburgh	10/31/15	Washington 2 - Florida 1	Evgeny Kuznetsov	3:44	Florida
3/5/20	New York Rangers 6 - Washington 5	Mika Zibanejad	0:33	New York	4/4/15	Ottawa 4 - Washington 3	Kyle Turris	3:14	Ottawa
2/20/20	Montreal 4 - Washington 3	Ben Chiarot	0:58	Washington	3/26/15	Washington 3 - New Jersey 2	Evgeny Kuznetsov	1:13	Washington
1/05/20	Washington 5 - San Jose 4	Lars Eller	2:01	Washington	2/11/15	Washington 5 - San Jose 4	Joel Ward	2:42	San Jose
12/27/20	Washington 2 - Columbus 1	T.J. Oshie	3:13	Washington	1/31/15	Montreal 1 - Washington 0	Max Pacioretty	3:08	Montreal
11/29/20	Washington 4 - Tampa Bay 3	Dmitry Orlov	3:03	Washington	1/8/15	Philadelphia 3 - Washington 2	Jakub Voracek	1:28	Philadelphia
11/07/19	Washington 5 - Florida 4	Tom Wilson	0:17	Florida	12/29/14	NY Islanders 4 - Washington 3	Johnny Boychuk	2:53	NY Islanders
10/29/19	Washington 4 - Toronto 3	Alex Ovechkin	4:00	Toronto	12/18/14	Washington 5 - Columbus 4	Eric Fehr	0:42	Columbus
10/24/19	Edmonton 4 - Washington 3	Leon Draisaitl	1:18	Edmonton	12/11/14	Columbus 3 - Washington 2	Nick Foligno	4:41	Washington
10/8/19	Dallas 4 - Washington 3	Tyler Seguin	0:43	Washington	11/26/14	NY Islanders 3 - Washington 2	John Tavares	4:36	NY Islanders
10/05/19	Carolina 3 - Washington 2	Jake Gardiner	4:04	Washington	11/18/14	Washington 2 - Arizona 1	Eric Fehr	3:16	Arizona
10/2/19	Washington 3 - St. Louis 2	Jakub Vrana	2:51	St. Louis	11/8/14	Washington 4 - Carolina 3	Nicklas Backstrom	4:46	Washington
3/20/19	Tampa Bay 5 - Washington 4	Victor Hedman	3:01	Washington	11/4/14	Calgary 4 - Washington 3	Sean Monahan	4:17	Washington
2/24/19	Washington 6 - NY Rangers 5	Evgeny Kuznetsov	4:20	Washington	3/2/14	Philadelphia 5 - Washington 4	Vincent Lecavalier	2:45	Washington
2/9/19	Florida 5 - Washington 4	Mike Hoffman	1:31	Washington	2/2/14	Washington 6 - Detroit 5	Alex Ovechkin	2:37	Washington
2/7/19	Washington 4 - Colorado 3	Evgeny Kuznetsov	4:12	Washington	1/28/14	Washington 5 - Buffalo 4	Mike Green	1:00	Buffalo
1/22/19	San Jose 7 - Washington 6	Tomas Hertl	1:48	Washington	1/2/14	Carolina 4 - Washington 3	Jeff Skinner	1:20	Washington
1/12/19	Columbus 2 - Washington 1	Artemi Panarin	3:30	Washington	12/21/13	New Jersey 5 - Washington 4	Andy Greene	0:43	Washington
1/4/19	Dallas 2 - Washington 1	Tyler Seguin	3:34	Dallas	11/30/13	Washington 3 - NY Islanders 2	Alex Ovechkin	2:07	New York
11/19/18	Washington 5 - Montreal 4	Lars Eller	3:34	Montreal	11/12/13	Washington 4 - Columbus 3	Alex Ovechkin	1:34	Washington

# Overtime History

DATE	RESULT	SCORER	TIME	SITE	DATE	RESULT	SCORER	TIME	SITE
4/27/13	Washington 3 - Boston 2	Eric Fehr	3:23	Washington	12/22/07	NY Islanders 3 - Washington 2	Richard Park	3:43	NY Islanders
4/25/13	Ottawa 2 - Washington 1	Sergei Gonchar	0:47	Washington	12/12/07	Washington 5 - NY Rangers 4	Mike Green	3:41	Washington
4/13/13	Washington 6 - Tampa Bay 5	Mike Green	2:59	Washington	11/23/07	Washington 4 - Philadelphia 3	Nicklas Backstrom	1:55	Philadelphia
3/31/13	Philadelphia 5 - Washington 4	Ruslan Fedotenko	1:34	Philadelphia	11/6/07	Atlanta 2 - Washington 1	Todd White	1:34	Atlanta
3/5/13	Washington 4 - Boston 3	Eric Fehr	0:37	Washington	3/30/07	Florida 3 - Washington 2	Martin Gelinias	2:01	Florida
2/12/13	Washington 6 - Florida 5	Troy Brouwer	0:32	Florida	2/8/07	Washington 4 - Los Angeles 3	Dainius Zubrus	2:28	Washington
1/25/13	New Jersey 3 - Washington 2	Ilya Kovalchuk	4:39	New Jersey	1/6/07	Washington 3 - Atlanta 2	Alexander Semin	4:42	Washington
3/23/12	Winnipeg 4 - Washington 3	Tim Stapleton	2:37	Washington	12/15/06	Washington 3 - Atlanta 2	Alex Ovechkin	0:06	Atlanta
3/8/12	Washington 3 - Tampa Bay 2	Alex Ovechkin	4:09	Washington	11/18/06	Boston 3 - Washington 2	Glen Murray	2:06	Boston
3/6/12	Carolina 4 - Washington 3	Justin Faulk	3:38	Washington	11/6/06	Washington 4 - Ottawa 3	Chris Clark	1:33	Washington
2/28/12	Washington 3 - NY Islanders 2	Alex Ovechkin	1:35	Washington	10/14/06	Atlanta 4 - Washington 3	Ilya Kovalchuk	3:02	Washington
1/31/12	Tampa Bay 4 - Washington 3	Steven Stamkos	2:45	Tampa Bay	4/10/06	Capitals 2 - Boston 1	Alex Ovechkin	3:30	Boston
1/22/12	Pittsburgh 4 - Washington 3	Evgeni Malkin	1:31	Pittsburgh	4/3/06	Carolina 6 - Capitals 5	Ray Whitney	3:35	Carolina
12/3/11	Washington 3 - Ottawa 2	Brooks Laich	0:12	Washington	3/30/06	Montreal 3 - Capitals 2	Saku Koivu	4:02	Montreal
11/23/11	Washington 4 - Winnipeg 3	Jason Chimera	1:52	Washington	3/23/06	Tampa Bay 4 - Capitals 3	Pavel Kubina	0:37	Tampa Bay
11/1/11	Washington 5 - Anaheim 4	Nicklas Backstrom	2:18	Washington	3/4/06	Atlanta 3 - Capitals 2	Marian Hossa	1:49	Atlanta
10/13/11	Washington 3 - Pittsburgh 2	Dennis Wideman	2:48	Pittsburgh	1/13/06	Capitals 3 - Anaheim 2	Alex Ovechkin	3:04	Anaheim
10/8/11	Washington 4 - Carolina 3	Mike Green	2:24	Washington	1/10/06	Chicago 4 - Capitals 3	Kyle Calder	2:01	Washington
4/2/11	Washington 5 - Buffalo 4	Alex Ovechkin	3:19	Washington	12/27/05	Boston 4 - Capitals 3	Brad Stuart	2:04	Washington
3/31/11	Washington 4 - Columbus 3	Jason Chimera	2:30	Washington	4/3/04	NY Rangers 3 - Capitals 2	Bobby Holik	1:08	Washington
3/13/11	Washington 4 - Chicago 3	Mike Knuble	3:51	Washington	3/18/04	Capitals 4 - NY Rangers 3	Kip Miller	1:18	NY Rangers
3/6/11	Washington 3 - Florida 2	Alexander Semin	0:48	Florida	1/17/04	New Jersey 2 - Capitals 1	Patrik Elias	2:17	New Jersey
3/1/11	Washington 2 - NY Islanders	Alex Ovechkin	1:55	Washington	11/22/03	Florida 3 - Capitals 2	Stephen Weiss	1:43	Washington
1/18/11	Philadelphia 3 - Washington 2	Andrej Meszaros	1:07	Philadelphia	10/29/03	Toronto 4 - Capitals 3	Mats Sundin	2:56	Toro
1/11/11	Florida 4 - Washington 3	Dennis Wideman	2:51	Florida	3/29/03	Toronto 4 - Capitals 3	Mats Sundin	2:56	Toronto
1/4/11	Tampa Bay 1 - Washington 0	Martin St. Louis	2:54	Washington	3/25/03	Capitals 4 - Montreal 3	Josef Boumedienne	3:09	Montreal
12/15/10	Anaheim 2 - Washington 1	Ryan Getzlaf	4:03	Washington	3/10/03	Capitals 2 - Philadelphia 1	Peter Bondra	0:21	Washington
11/13/10	Buffalo 3 - Washington 2	Tomas Vanek	4:00	Buffalo	3/8/03	Boston 5 - Capitals 4	Sean O'Donnell	2:15	Boston
11/7/10	Washington 3 - Philadelphia 2	Mike Green	0:29	Washington	3/1/03	New Jersey 2 - Capitals 1	Scott Stevens	2:54	New Jersey
10/23/10	Washington 4 - Atlanta 3	Tomas Fleischmann	1:37	Washington	1/15/03	NY Rangers 2 - Capitals 1	Joel Bouchard	1:58	Washington
10/16/10	Washington 3 - Nashville 2	Brooks Laich	1:44	Nashville	1/13/03	Capitals 4 - NY Islanders 3	Jaromir Jagr	4:23	Washington
10/11/10	Washington 3 - Ottawa 2	Alex Ovechkin	4:28	Washington	1/1/03	Phoenix 2 - Capitals 1	Tony Amonte	1:20	Washington
4/5/10	Washington 3 - Boston 2	Brooks Laich	0:44	Washington	12/28/02	New Jersey 2 - Capitals 1	Scott Niedermayer	4:10	New Jersey
3/30/10	Ottawa 5 - Washington 4	Alexei Kovalev	4:41	Washington	12/6/02	Capitals 7 - Atlanta 6	Michael Nylander	2:24	Washington
3/18/10	Carolina 4 - Washington 3	Ray Whitney	4:02	Carolina	11/7/02	Capitals 2 - Florida 1	Jaromir Jagr	3:56	Washington
3/14/10	Washington 4 - Chicago 3	Nicklas Backstrom	3:10	Chicago	11/5/02	Capitals 4 - Columbus 3	Peter Bondra	4:56	Columbus
3/10/10	Washington 4 - Carolina 3	Tomas Fleischmann	3:20	Washington	4/13/02	New Jersey 4 - Capitals 3	Scott Niedermayer	1:53	Washington
2/10/10	Montreal 6 - Washington 5	Tomas Plekanec	4:52	Montreal	3/2/02	Capitals 3 - Ottawa 2	Jaromir Jagr	1:53	Ottawa
2/7/10	Washington 5 - Pittsburgh 4	Mike Knuble	2:49	Washington	1/27/02	Buffalo 3 - Capitals 2	Stu Barnes	1:30	Washington
12/11/09	Washington 4 - Carolina 3	Mike Green	1:16	Washington	1/14/02	Capitals 1 - Boston 0	Dainius Zubrus	0:13	Washington
11/23/09	Ottawa 4 - Washington 3	Mike Fisher	1:14	Ottawa	12/28/01	Capitals 3 - Dallas 2	Ken Klee	2:03	Dallas
11/1/09	Columbus 5 - Washington 4	R.J. Umberger	1:45	Washington	12/2/01	Capitals 4 - Carolina 3	Jeff Halpern	3:24	Carolina
10/30/09	NY Islanders 4 - Washington 3	Mark Streit	0:53	Washington	10/24/01	Capitals 4 - Florida 3	Peter Bondra	0:45	Florida
10/24/09	Washington 3 - NY Islanders 2	Brooks Laich	1:00	NY Islanders	10/16/01	Capitals 3 - Los Angeles 2	Peter Bondra	0:21	Los Angeles
10/6/09	Philadelphia 6 - Washington 5	Daniel Briere	3:52	Philadelphia	4/1/01	Red Wings 2 - Capitals 1	Steve Yzerman	0:11	Detroit
4/3/09	Buffalo 5 - Washington 4	Jason Pominville	1:51	Washington	3/30/01	Hurricanes 4 - Capitals 3	Rod Brind'Amour	3:07	Carolina
3/10/09	Washington 2 - Nashville 1	Sergei Fedorov	2:20	Nashville	3/1/01	Maple Leafs 3 - Capitals 2	Gary Roberts	1:21	Washington
2/28/09	Washington 4 - Boston 3	Alexander Semin	0:22	Boston	2/14/01	Capitals 4 - Canucks 3	Adam Oates	4:19	Vancouver
1/27/09	Boston 3 - Washington 2	David Krejci	1:55	Boston	11/22/00	Capitals 3 - Canucks 2	Andrei Nikolishin	4:17	Washington
1/19/09	Washington 2 - NY Islanders 1	Alex Ovechkin	1:46	NY Islanders	10/17/00	Avalanche 4 - Capitals 3	Peter Forsberg	2:37	Washington
12/23/08	Washington 5 - NY Rangers 4	Shaone Morrisonn	0:59	NY Rangers	3/30/00	Penguins 4 - Capitals 3	Hans Jonsson	2:25	Washington
12/16/08	Washington 5 - NY Islanders 4	Alex Ovechkin	4:49	NY Islanders	2/23/00	Capitals 3 - Panthers 2	Chris Simon	0:55	Washington
11/4/08	Ottawa 2 - Washington 1	Mike Fisher	4:20	Ottawa	1/28/00	Capitals 3 - Coyotes 2	Calle Johansson	4:59	Washington
10/25/08	Washington 6 - Dallas 5	Alexander Semin	2:17	Dallas	1/14/00	Capitals 3 - Devils 2	Adam Oates	4:37	New Jersey
3/27/08	Washington 4 - Tampa Bay 3	Tomas Fleischmann	2:27	Tampa Bay	12/29/99	Capitals 3 - Penguins 2	Adam Oates	4:32	Washington
2/24/08	New Jersey 2 - Washington 1	John Madden	4:10	Washington	10/16/01	Capitals 3 - Los Angeles 2	Peter Bondra	0:21	Los Angeles
2/10/08	Washington 3 - NY Rangers 2	Mike Green	0:23	Washington	4/1/01	Red Wings 2 - Capitals 1	Steve Yzerman	0:11	Detroit
2/5/08	Washington 4 - Columbus 3	Alex Ovechkin	2:28	Columbus	3/30/01	Hurricanes 4 - Capitals 3	Rod Brind'Amour	3:07	Carolina
1/31/08	Washington 5 - Montreal 4	Alex Ovechkin	3:34	Washington	3/1/01	Maple Leafs 3 - Capitals 2	Gary Roberts	1:21	Washington
1/5/08	Washington 5 - Montreal 4	Mike Green	1:27	Montreal	2/14/01	Capitals 4 - Canucks 3	Adam Oates	4:19	Vancouver
12/27/07	Pittsburgh 4 - Washington 3	Sergei Gonchar	1:33	Pittsburgh	11/22/00	Capitals 3 - Canucks 2	Andrei Nikolishin	4:17	Washington

# Overtime History

DATE	RESULT	SCORER	TIME	SITE
10/17/00	Avalanche 4 - Capitals 3	Peter Forsberg	2:37	Washington
3/30/00	Penguins 4 - Capitals 3	Hans Jonsson	2:25	Washington
2/23/00	Capitals 3 - Panthers 2	Chris Simon	0:55	Washington
1/28/00	Capitals 3 - Coyotes 2	Calle Johansson	4:59	Washington
1/14/00	Capitals 3 - Devils 2	Adam Oates	4:37	New Jersey
12/29/99	Capitals 3 - Penguins 2	Adam Oates	4:32	Washington
12/17/99	Capitals 3 - Rangers 2	Calle Johansson	0:31	New York
11/11/99	Rangers 5 - Capitals 4	Tim Taylor	1:04	Washington
3/17/99	Capitals 2 - Stars 1	Brian Bellows	0:35	Washington
3/13/99	Flames 5 - Capitals 4	Valeri Bure	3:31	Washington
3/9/99	Avalanche 3 - Capitals 2	Sandis Ozolinsh	0:19	Washington
1/16/99	Capitals 3 - Hurricanes 2	Kelly Miller	0:09	Carolina
11/21/98	Bruins 5 - Capitals 4	Jason Allison	4:29	Boston
4/8/98	Stars 4 - Capitals 3	J. Langenbrunner	3:38	Dallas
1/31/98	Capitals 3 - Flyers 2	Michal Pivonka	2:23	Philadelphia
1/21/98	Capitals 3 - Lightning 2	Kelly Miller	3:32	Tampa Bay
12/5/97	Capitals 3 - Panthers 2	Jeff Toms	3:32	Washington
12/2/97	Capitals 3 - Rangers 2	Joe Juneau	3:35	New York
2/14/97	Capitals 5 - Lightning 4	Steve Konowalchuk	2:57	Washington
1/1/97	Capitals 3 - Whalers 2	Steve Konowalchuk	3:01	Washington
12/26/96	Red Wings 5 - Capitals 4	Sergei Fedorov	2:39	Detroit
11/12/96	Devils 3 - Capitals 2	Scott Niedermayer	3:04	New Jersey
3/27/96	Capitals 1 - Canadiens 0	Michal Pivonka	4:14	Montreal
2/3/96	Capitals 6 - Islanders 5	Michal Pivonka	1:21	Washington
1/28/96	Capitals 3 - Flyers 2	Steve Konowalchuk	4:20	Washington
12/14/95	Capitals 4 - Islanders 3	Steve Konowalchuk	2:16	Washington
11/17/95	Penguins 3 - Capitals 2	Jaromir Jagr	2:48	Washington
3/26/95	Whalers 4 - Capitals 3	Geoff Sanderson	2:16	Washington
4/5/94	Islanders 4 - Capitals 3	Benoit Hogue	3:34	Washington
3/15/94	Capitals 5 - Penguins 4	Randy Burridge	0:40	Pittsburgh
10/25/93	Flames 3 - Capitals 2	Ted Drury	2:57	Calgary
10/24/93	Capitals 3 - Oilers 2	Kelly Miller	1:39	Edmonton
4/12/93	Capitals 3 - Canadiens 2	Mike Ridley	4:12	Montreal
2/27/93	Bruins 5 - Capitals 4	Vladimir Ruzicka	2:03	Boston
12/29/92	Capitals 4 - Rangers 3	Michal Pivonka	1:28	Washington
11/14/92	Devils 4 - Capitals 3	Bobby Holik	2:09	Washington
4/12/92	Capitals 4 - Devils 3	Peter Bondra	2:15	New Jersey
3/7/92	Capitals 3 - Devils 2	Dale Hunter	2:49	Washington
12/22/91	Flyers 4 - Capitals 3	Brad Jones	1:10	Philadelphia
11/20/91	Devils 6 - Capitals 5	Stephane Richer	1:41	New Jersey
1/31/91	Capitals 4 - Islanders 3	Dale Hunter	1:44	New York
1/29/91	Penguins 3 - Capitals 2	Paul Stanton	2:46	Pittsburgh
1/27/91	Capitals 5 - Islanders 4	Kelly Miller	4:21	Washington
1/22/91	Capitals 2 - Red Wings 1	Mike Ridley	3:08	Detroit
11/24/90	Penguins 3 - Capitals 2	Mark Recchi	1:11	Pittsburgh
11/19/90	Capitals 3 - Red Wings 2	John Druce	2:31	Detroit
10/25/90	Blackhawks 3 - Capitals 2	Steve Larmer	0:08	Chicago
2/4/90	Oilers 5 - Capitals 4	Jari Kurri	3:13	Washington
1/31/90	Capitals 4 - North Stars 3	John Tucker	0:35	Minnesota
10/16/89	Capitals 4 - Canadiens 3	Dale Hunter	3:37	Montreal
2/10/89	Kings 7 - Capitals 6	Luc Robitaille	1:39	Washington
2/1/89	Capitals 4 - Rangers 3	Mike Ridley	1:51	New York
1/20/89	Devils 6 - Capitals 5	Kirk Muller	4:25	Washington
11/5/88	Islanders 4 - Capitals 3	Pat LaFontaine	0:10	New York
10/29/88	Oilers 4 - Capitals 3	Jari Kurri	4:44	Edmonton
10/25/88	Capitals 4 - Canucks 3	Mike Ridley	2:55	Vancouver
4/2/88	Penguins 7 - Capitals 6	Mario Lemieux	4:07	Washington
2/14/88	Capitals 5 - Flames 4	Mike Gartner	0:20	Washington
2/2/88	Penguins 3 - Capitals 2	Mario Lemieux	4:11	Pittsburgh
1/31/88	Capitals 1 - Flyers 0	Kelly Miller	3:27	Washington
11/10/87	Islanders 4 - Capitals 3	Brad Lauer	4:25	New York
10/30/87	Jets 3 - Capitals 2	Dale Hawerchuk	2:15	Winnipeg

DATE	RESULT	SCORER	TIME	SITE
4/5/87	Capitals 6 - Devils 5	Lou Francheschetti	0:12	New Jersey
4/4/87	Capitals 3 - Flyers 2	Larry Murphy	3:19	Washington
3/7/87	Bruins 3 - Capitals 2	Steve Kasper	1:26	Boston
2/7/87	Rangers 5 - Capitals 4	Tomas Sandstrom	4:20	Washington
1/1/87	Capitals 4 - Penguins 3	Mike Gartner	1:30	Washington
12/1/86	Capitals 2 - Canadiens 1	Alan Haworth	1:48	Montreal
10/13/86	Capitals 7 - Rangers 6	Mike Gartner	3:20	New York
2/25/86	Capitals 4 - Red Wings 3	Peter Andersson	0:36	Washington
2/8/86	Capitals 5 - Oilers 4	Bengt Gustafsson	3:42	Washington
12/5/85	Capitals 3 - Blues 2	Scott Stevens	1:29	Washington
10/16/85	Capitals 6 - Maple Leafs 5	Gaetan Duchesne	0:47	Toronto
12/27/84	Capitals 5 - Islanders 4	Doug Jarvis	4:10	New York
12/1/84	Capitals 5 - Bruins 4	Dave Christian	1:20	Boston
10/31/84	Capitals 4 - Flames 3	Mike Gartner	1:58	Washington
2/19/84	Jets 4 - Capitals 3	Doug Smail	1:55	Winnipeg
12/28/83	Red Wings 3 - Capitals 2	John Ogrodnick	3:55	Washington
11/4/83	Capitals 5 - Canucks 4	Bengt Gustafsson	1:01	Washington
10/8/83	Islanders 8 - Capitals 7	Bob Bourne	2:01	Washington

## Overtime History

Year	OVERALL						HOME						ROAD					
	GP	W	L	T	SOL	Pts	GP	W	L	T	SOL	Pts	GP	W	L	T	SOL	Pts
1983-84	9	1	3	5	0	7	6	1	2	3	0	5	3	0	1	2	0	2
1984-85	12	3	0	9	0	15	3	1	0	2	0	4	9	2	0	7	0	11
1985-86	11	4	0	7	0	15	5	3	0	2	0	8	6	1	0	5	0	7
1986-87	17	5	2	10	0	20	6	2	1	3	0	7	11	3	1	7	0	13
1987-88	15	2	4	9	0	13	7	2	1	4	0	8	8	0	3	5	0	5
1988-89	16	2	4	10	0	14	5	0	2	3	0	3	11	2	2	7	0	11
1989-90	9	2	1	6	0	10	4	0	1	3	0	3	5	2	0	3	0	7
1990-91	14	4	3	7	0	15	6	1	0	5	0	7	8	3	3	2	0	8
1991-92	12	2	2	8	0	12	4	1	0	3	0	5	8	1	2	5	0	7
1992-93	11	2	2	7	0	11	8	1	1	6	0	8	3	1	1	1	0	3
1993-94	14	2	2	10	0	14	10	0	1	9	0	9	4	2	1	1	0	5
1994-95	9	0	1	8	0	8	4	0	1	3	0	3	5	0	0	5	0	5
1995-96	16	4	1	11	0	19	9	3	1	5	0	11	7	1	0	6	0	8
1996-97	13	2	2	9	0	13	7	2	0	5	0	9	6	0	2	4	0	4
1997-98	17	4	1	12	0	20	7	1	0	6	0	8	10	3	1	6	0	12
1998-99	11	2	3	6	0	10	5	1	2	2	0	4	6	1	1	4	0	6
1999-00	19	5	2	12	0	24	13	3	2	8	0	16	6	2	0	4	0	8
2000-01	16	2	4	10	0	18	9	1	2	6	0	10	7	1	2	4	0	8
2001-02	19	6	2	11	0	25	9	1	2	6	0	10	10	5	0	5	0	15
2002-03	20	6	6	8	0	26	8	4	2	2	0	12	12	2	4	6	0	14
2003-04	14	1	3	10	0	15	9	1	2	6	0	10	5	0	1	4	0	5
2005-06	21	9	6	0	6	30	12	5	2	0	5	17	9	4	4	0	1	13
2006-07	19	5	3	0	11	24	11	4	1	0	6	15	8	1	2	0	5	9
2007-08	19	11	4	0	4	30	8	5	1	0	2	13	11	6	3	0	2	17
2008-09	18	10	3	0	5	28	7	4	1	0	2	11	11	6	2	0	3	17
2009-10	24	11	7	0	6	35	13	7	3	0	3	20	11	4	4	0	3	15
2010-11	25	14	5	0	6	39	17	9	2	0	6	26	8	5	3	0	0	13
2011-12	19	11	4	0	4	30	12	8	2	0	2	20	7	3	2	0	2	10
2012-13	10	7	3	0	0	17	5	4	1	0	0	9	5	3	2	0	0	8
2013-14	28	14	3	0	11	42	15	8	3	0	4	23	13	6	0	0	7	19
2014-15	21	10	7	0	4	31	10	5	2	0	3	15	11	5	5	0	1	16
2015-16	19	11	6	0	2	30	7	3	4	0	0	10	12	8	2	0	2	20
2016-17	18	10	3	0	5	28	8	6	1	0	1	14	10	4	2	0	4	14
2017-18	18	11	6	0	1	29	9	7	2	0	0	16	9	4	4	0	1	13
2018-19	17	9	7	0	1	19	10	4	5	0	1	9	7	5	2	0	0	10
2019-20	18	10	5	0	3	23	9	4	3	0	2	10	9	6	2	0	1	13
2020-21	12	7	3	0	2	16	7	4	2	0	1	9	5	3	1	0	1	7
2021-22	21	9	9	0	3	21	10	4	4	0	2	10	11	5	5	0	1	11
2022-23	18	8	6	0	4	20	11	4	5	0	2	10	7	4	3	0	0	8
2023-24	19	8	6	0	5	27	13	6	3	0	4	19	6	2	3	0	1	8
<b>TOTAL</b>	<b>658</b>	<b>246</b>	<b>144</b>	<b>185</b>	<b>83</b>	<b>843</b>	<b>338</b>	<b>130</b>	<b>70</b>	<b>92</b>	<b>46</b>	<b>436</b>	<b>320</b>	<b>116</b>	<b>76</b>	<b>93</b>	<b>35</b>	<b>405</b>

## FRANCHISE OVERTIME GOAL LEADERS

Player	OT Goals
<b>Alex Ovechkin</b>	<b>26</b>
<b>Nicklas Backstrom</b>	<b>9</b>
Evgeny Kuznetsov	8
Mike Green	8
Dmitry Orlov	5
Peter Bondra	5
Kelly Miller	5
Mike Gartner	4
Brooks Laich	4
Steve Konowalchuk	4
Michal Pivonka	4
Mike Ridley	4
Alexander Semin	4
Eric Fehr	4
<b>Tom Wilson</b>	<b>3</b>
<b>Dylan Strome</b>	<b>3</b>
Lars Eller	3
Marcus Johansson	3
Tomas Fleischmann	3
Dale Hunter	3
Jaromir Jagr	3
Adam Oates	3

## OVERTIME RECORD BY OPPONENT

	GP	W	L	T	SOL	Pts
Anaheim	10	7	2	1	0	16
Arizona	17	3	4	8	2	20
Boston	40	14	7	14	5	54
Buffalo	28	11	4	10	3	39
Calgary	18	4	5	9	0	21
Carolina	39	16	7	12	4	54
Chicago	12	3	3	5	1	13
Colorado	7	0	2	5	0	6
Columbus	15	9	4	1	1	23
Dallas	17	6	3	6	2	21
Detroit	23	10	5	5	3	32
Edmonton	12	4	4	3	1	10
Florida	33	12	6	9	6	44
Los Angeles	12	2	2	6	2	14
Minnesota	5	3	0	0	2	8
Montreal	29	12	5	10	2	40

	GP	W	L	T	SOL	Pts
Nashville	8	4	1	1	2	11
New Jersey	38	9	14	7	8	46
NY Islanders	42	23	9	8	2	65
NY Rangers	31	13	5	9	3	43
Ottawa	19	7	7	5	0	26
Philadelphia	40	15	8	12	5	56
Pittsburgh	37	9	13	9	5	41
St. Louis	13	4	0	7	2	17
San Jose	7	3	0	1	3	10
Seattle	1	0	1	0	0	1
Tampa Bay	28	11	5	6	6	38
Toronto	19	6	2	6	5	25
Vancouver	14	6	1	5	2	20
Vegas	2	0	2	0	0	2
Winnipeg	26	12	6	5	3	38

# Shootout History

Date	Shootout Score	Rounds	Clinching Goal	Caps Goaltender	Site
3/30/24	Boston 3 - Washington 2	5	Kevin Shattenkirk	Charlie Lindgren	Washington
3/22/24	Washington 1 - Carolina 0	5	Dylan Strome	Charlie Lindgren	Washington
12/30/23	Nashville 2 - Washington 0	2	Gustav Nyquist	Hunter Shepard	Washington
12/23/23	Tampa Bay 2 - Washington 1	4	Victor Hedman	Charlie Lindgren	Washington
12/17/23	Washington 1 - Carolina 0	3	Evgeny Kuznetsov	Darcy Kuemper	Carolina
12/14/23	Philadelphia 2 - Washington 1	3	Bobby Brink	Charlie Lindgren	Philadelphia
12/7/23	Dallas 1 - Washington 0	3	Jason Robertson	Charlie Lindgren	Washington
10/27/23	Washington 1 - Minnesota 0	7	John Carlson	Darcy Kuemper	Washington
10/16/23	Washington 1 - Calgary 0	3	Evgeny Kuznetsov	Darcy Kuemper	Washington
3/29/23	NY Islanders 2 - Washington 1	3	Kyle Palmieri	Darcy Kuemper	Washington
3/15/23	Washington 2 - Buffalo 0	2	Evgeny Kuznetsov	Charlie Lindgren	Washington
3/9/23	New Jersey 1 - Washington 0	4	Timo Meier	Darcy Kuemper	Washington
1/26/23	Washington 2 - Pittsburgh 1	3	Nicklas Backstrom	Darcy Kuemper	Washington
11/17/22	St. Louis 2 - Washington 1	6	Pavel Buchnevich	Charlie Lindgren	St. Louis
10/31/22	Carolina 2 - Washington 1	3	Andrei Svechnikov	Darcy Kuemper	Carolina
4/24/22	Toronto 2 - Washington 1	7	Alexander Kerfoot	Vitek Vanecek	Washington
3/25/22	Washington 2 - Buffalo 1	3	Alex Ovechkin	Ilya Samsonov	Buffalo
3/18/22	Washington 1 - Carolina 0	3	Alex Ovechkin	Ilya Samsonov	Carolina
3/15/22	Washington 2 - NY Islanders 1	8	Anthony Mantha	Vitek Vanecek	Washington
1/8/22	Minnesota 2 - Washington 0	3	Kevin Fiala	Zach Fucale	Minnesota
12/11/21	Washington 2 - Buffalo 1	3	T.J. Oshie	Vitek Vanecek	Buffalo
12/6/21	Washington 3 - Anaheim 2	5	John Carlson	Ilya Samsonov	Washington
12/2/21	Chicago 1 - Washington 0	3	Patrick Kane	Vitek Vanecek	Washington
4/22/21	Washington 2 - NY Islanders 1	3	Evgeny Kuznetsov	Ilya Samsonov	New York
3/3/21	Washington 1 - Boston 0	3	Jakub Vrana	Vitek Vanecek	Boston
1/24/21	Buffalo 1 - Washington 0	3	Jack Eichel	Vitek Vanecek	Washington
1/22/21	Washington 1 - Buffalo 0	4	John Carlson	Vitek Vanecek	Washington
1/17/21	Pittsburgh 1 - Washington 0	4	Jake Guentzel	Ilya Samsonov	Pittsburgh
3/9/20	Buffalo 3 - Washington 2	7	Dominik Kahun	Braden Holtby	Buffalo
2/25/20	Washington 4 - Winnipeg 3	5	Alex Ovechkin	Braden Holtby	Washington
11/23/19	Vancouver 2 - Washington 1	7	Bo Horvat	Braden Holtby	Washington
11/16/19	Washington 3 - Boston 2	5	Jakub Vrana	Braden Holtby	Boston
11/13/19	Washington 2 - Philadelphia 1	3	Evgeny Kuznetsov	Braden Holtby	Philadelphia
11/11/19	Arizona 4 - Washington 3	2	Conor Garland	Ilya Samsonov	Washington
10/25/19	Washington 6 - Vancouver 5	3	Nicklas Backstrom	Ilya Samsonov	Vancouver
3/3/19	Washington 3 - NY Rangers 2	4	Alex Ovechkin	Braden Holtby	New York
12/15/18	Washington 2 - Buffalo 1	4	Alex Ovechkin	Pheonix Copley	Washington
12/14/18	Washington 2 - Carolina 1	6	Jakub Vrana	Braden Holtby	Carolina
10/27/18	Washington 2 - Calgary 1	4	Nicklas Backstrom	Pheonix Copley	Calgary
10/19/18	Florida 3 - Washington 2	4	Jonathan Huberdeau	Pheonix Copley	Washington

Date	Shootout Score	Rounds	Clinching Goal	Caps Goaltender	Site
12/28/17	Washington 1 - Boston 0	3	Alex Ovechkin	Braden Holtby	Washington
12/27/17	NY Rangers 2 - Washington 0	3	Mats Zuccarello	Philipp Grubauer	New York
11/12/17	Washington 1 - Edmonton 0	3	T.J. Oshie	Braden Holtby	Washington
10/5/17	Washington 2 - Ottawa 1	3	Evgeny Kuznetsov	Braden Holtby	Ottawa
3/23/17	Washington 2 - Columbus 1	3	T.J. Oshie	Braden Holtby	Washington
2/18/17	Detroit 3 - Washington 2	5	Henrik Zetterberg	Braden Holtby	Detroit
12/29/16	New Jersey 2 - Washington 1	2	Jacob Josefson	Braden Holtby	Washington
12/21/16	Philadelphia 3 - Washington 2	4	Wayne Simmonds	Braden Holtby	Philadelphia
12/16/16	Washington 4 - Carolina 3	2	Evgeny Kuznetsov	Philipp Grubauer	Carolina
12/3/16	Tampa Bay 2 - Washington 1	4	Brian Boyle	Braden Holtby	Tampa Bay
10/13/16	Pittsburgh 3 - Washington 2	4	Phil Kessel	Braden Holtby	Pittsburgh
3/30/16	Philadelphia 2 - Washington 1	2	Nick Cousins	Braden Holtby	Philadelphia
3/7/16	Washington 2 - Anaheim 1	3	Nicklas Backstrom	Braden Holtby	Anaheim
2/6/16	Washington 2 - New Jersey 1	3	Alex Ovechkin	Braden Holtby	New Jersey
1/2/16	Columbus 2 - Washington 1	3	Ryan Johansen	Braden Holtby	Columbus
12/8/15	Washington 2 - Detroit 0	2	T.J. Oshie	Braden Holtby	Washington
11/7/15	Washington 1 - Toronto 0	4	Alex Ovechkin	Braden Holtby	Washington
4/2/15	Washington 1 - Montreal 0	4	Troy Brouwer	Braden Holtby	Montreal
3/16/15	Washington 1 - Buffalo 0	3	Evgeny Kuznetsov	Braden Holtby	Buffalo
2/21/15	Washington 1 - NY Islanders 0	3	Evgeny Kuznetsov	Braden Holtby	Washington
2/6/15	Washington 2 - Anaheim 1	3	Nicklas Backstrom	Philipp Grubauer	Washington
1/20/15	Edmonton 2 - Washington 1	4	Teddy Purcell	Braden Holtby	Washington
12/16/14	Florida 6 - Washington 5	20	Nick Bjugstad	Braden Holtby	Florida
10/18/14	Washington 3 - Florida 1	3	Nicklas Backstrom	Justin Peters	Washington
10/14/14	San Jose 1 - Washington 0	3	Joe Pavelski	Justin Peters	Washington
10/9/14	Montreal 3 - Washington 2	5	Brendan Gallagher	Braden Holtby	Washington
4/13/14	Tampa Bay 1 - Washington 0	3	Matt Carle	Braden Holtby	Washington
4/5/14	Washington 1 - NY Islanders 0	3	Evgeny Kuznetsov	Braden Holtby	New York
3/30/14	Nashville 1 - Washington 0	3	Craig Smith	Jaroslav Halak	Nashville
3/25/14	Los Angeles 2 - Washington 0	2	Anze Kopitar	Jaroslav Halak	Washington
3/22/14	Washington 2 - San Jose 1	3	Nicklas Backstrom	Braden Holtby	San Jose
3/20/14	Los Angeles 2 - Washington 1	3	Marian Gaborik	Jaroslav Halak	Los Angeles
1/31/14	Detroit 1 - Washington 0	7	Patrick Eaves	Michal Neuvirth	Detroit
1/14/14	San Jose 1 - Washington 0	3	Patrick Marleau	Philipp Grubauer	Washington
1/12/14	Buffalo 1 - Washington 0	3	Cody Hodgson	Philipp Grubauer	Washington
12/29/13	Buffalo 1 - Washington 0	6	Steve Ott	Philipp Grubauer	Buffalo
12/15/13	Washington 2 - Philadelphia 1	3	Nicklas Backstrom	Philipp Grubauer	Washington
12/13/13	Florida 4 - Washington 3	10	Tomas Kopecky	Philipp Grubauer	Florida
12/10/13	Washington 3 - Tampa Bay 2	5	Troy Brouwer	Philipp Grubauer	Washington
11/29/13	Washington 3 - Montreal 2	4	Mikhail Grabovski	Braden Holtby	Washington



# Shootout History

11/23/13	Toronto 2 - Washington 1	4	Joffrey Lupul	Braden Holtby	Toronto	11/15/08	New Jersey 1 - Washington 0	3	Zach Parise	Jose Theodore	New Jersey
11/15/13	Washington 1 - Detroit 0	3	Nicklas Backstrom	Braden Holtby	Detroit	10/28/08	Washington 2 - Nashville 1	4	Michael Nylander	Jose Theodore	Washington
11/9/13	Phoenix 2 - Washington 0	2	Antoine Vermette	Michal Neuvirth	Phoenix	10/18/08	New Jersey 1 - Washington 0	3	Zach Parise	Brent Johnson	Washington
11/7/13	Washington 1 - Minnesota 0	3	Nicklas Backstrom	Braden Holtby	Washington	3/25/08	Washington 1 - Carolina 0	3	Viktor Kozlov	Cristobal Huet	Carolina
11/2/13	Washington 3 - Florida 1	3	Brooks Laich	Michal Neuvirth	Washington	3/16/08	Washington 2 - Boston 0	3	Alexander Semin	Cristobal Huet	Washington
10/22/13	Washington 4 - Winnipeg 3	6	Martin Erat	Braden Holtby	Winnipeg	2/20/08	NY Islanders 1 - Washington 0	3	Mike Comrie	Olie Kolzig	Washington
10/3/13	Washington 2 - Calgary 0	2	Mikhail Grabovski	Michal Neuvirth	Washington	2/13/08	Atlanta 2 - Washington 0	2	Eric Perrin	Olie Kolzig	Atlanta
4/4/13	Washington 1 - NY Islanders 0	3	Alex Ovechkin	Braden Holtby	Washington	1/21/08	Washington 2 - Pittsburgh 1	3	Alexander Semin	Olie Kolzig	Pittsburgh
3/30/13	Washington 2 - Buffalo 0	2	Matt Hendricks	Braden Holtby	Buffalo	1/17/08	Washington 1 - Edmonton 0	12	Matt Bradley	Olie Kolzig	Washington
3/24/13	Washington 2 - NY Rangers 1	4	Nicklas Backstrom	Braden Holtby	NY Rangers	12/17/07	Detroit 3 - Washington 1	3	Henrik Zetterberg	Olie Kolzig	Detroit
3/31/12	Washington 2 - Montreal 0	3	Matt Hendricks	Michal Neuvirth	Washington	11/28/07	Florida 4 - Washington 3	11	Stephen Weiss	Olie Kolzig	Washington
3/29/12	Washington 3 - Boston 2	4	Brooks Laich	Michal Neuvirth	Boston	3/15/07	Boston 2 - Washington 1	3	Phil Kessel	Olie Kolzig	Boston
3/22/12	Philadelphia 2 - Washington 1	4	Wayne Simmonds	Braden Holtby	Philadelphia	3/1/07	Tampa Bay 1 - Washington 0	10	Nick Tarnasky	Brent Johnson	Washington
3/13/12	Washington 2 - NY Islanders 1	4	Matt Hendricks	Michal Neuvirth	NY Islanders	2/27/07	Florida 2 - Washington 0	3	Jozef Stumpel	Frederic Cassivi	Washington
2/9/12	Winnipeg 2 - Washington 1	3	Bryan Little	Tomas Vokoun	Washington	2/21/07	San Jose 2 - Washington 1	3	Jonathan Cheechoo	Brent Johnson	Washington
12/23/11	New Jersey 2 - Washington 0	3	Ilya Kovalchuk	Michal Neuvirth	New Jersey	2/15/07	Tampa Bay 1 - Washington 0	3	Martin St. Louis	Brent Johnson	Tampa Bay
11/12/11	New Jersey 2 - Washington 1	4	David Clarkson	Michal Neuvirth	Washington	2/6/07	Boston 2 - Washington 1	3	Phil Kessel	Olie Kolzig	Washington
10/10/11	Washington 2 - Tampa Bay 0	3	Matt Hendricks	Tomas Vokoun	Washington	2/4/07	Washington 1 - NY Islanders 0	3	Alexander Semin	Olie Kolzig	Washington
4/5/11	Washington 3 - Boston 2	4	Mike Knuble	Michal Neuvirth	Toronto	12/11/06	Pittsburgh 2 - Washington 1	3	Evgeni Malkin	Olie Kolzig	Washington
3/29/11	Carolina 3 - Washington 2	3	Jeff Skinner	Semyon Varlamov	Washington	11/15/06	Boston 1 - Washington 0	3	Patrice Bergeron	Olie Kolzig	Washington
3/22/11	Washington 5 - Philadelphia 4	3	Alexander Semin	Michal Neuvirth	Philadelphia	10/27/06	Vancouver 2 - Washington 0	3	Mats Naslund	Olie Kolzig	Vancouver
3/7/11	Washington 2 - Tampa Bay 1	3	Alex Ovechkin	Braden Holtby	Tampa Bay	10/19/06	Atlanta 2 - Washington 0	2	Vyacheslav Kozlov	Brent Johnson	Atlanta
2/1/11	Montreal 3 - Washington 2	3	Brian Gionta	Semyon Varlamov	Washington	10/12/06	Minnesota 1 - Washington 0	3	Mikko Koivu	Brent Johnson	Minnesota
1/24/11	NY Rangers 2 - Washington 1	4	Artem Anisimov	Braden Holtby	Washington	4/15/06	Washington 2 - Florida 1	4	Matt Pettinger	Brent Johnson	Florida
12/23/10	Pittsburgh 3 - Washington 2	7	Pascal Dupuis	Michal Neuvirth	Washington	4/5/06	Carolina 1 - Washington 0	3	Matt Cullen	Brent Johnson	Washington
12/6/10	Toronto 5 - Washington 4	3	Mikhail Grabovski	Michal Neuvirth	Washington	3/18/06	Florida 1 - Washington 0	3	Joe Nieuwendyk	Olie Kolzig	Washington
11/28/10	Washington 3 - Carolina 2	3	Alex Ovechkin	Semyon Varlamov	Washington	3/10/06	New Jersey 3 - Washington 2	5	Sergei Brylin	Olie Kolzig	Washington
11/20/10	Philadelphia 5 - Washington 4	3	Danny Briere	Michal Neuvirth	Washington	1/19/06	Washington 2 - St. Louis 1	4	Matt Pettinger	Olie Kolzig	Washington
11/3/10	Washington 5 - Toronto 4	3	Alex Ovechkin	Michal Neuvirth	Washington	1/8/06	Florida 2 - Washington 1	3	Joe Nieuwendyk	Olie Kolzig	Washington
4/11/10	Boston 2 - Washington 0	3	David Krejci	Semyon Varlamov	Washington	12/31/05	Washington 2 - Philadelphia 1	3	Brian Willsie	Olie Kolzig	Washington
3/25/10	Carolina 2 - Washington 1	5	Chad Larose	Semyon Varlamov	Carolina	12/22/05	Washington 1 - Atlanta 0	3	Alex Ovechkin	Brent Johnson	Atlanta
3/24/10	Washington 3 - Chicago 2	4	Mike Knuble	Jose Theodore	Washington	11/26/05	NY Rangers 4 - Washington 3	15	Marek Malik	Olie Kolzig	New York
3/8/10	Dallas 2 - Washington 1	5	Loui Eriksson	Semyon Varlamov	Washington	11/23/05	Tampa Bay 2 - Washington 1	5	Vaclav Prospal	Olie Kolzig	Washington
2/13/10	St. Louis 1 - Washington 0	4	David Perron	Jose Theodore	St. Louis	11/15/05	Washington 1 - Tampa Bay 0	3	Alex Ovechkin	Brent Johnson	Washington
1/13/10	Washington 3 - Florida 2	6	Tomas Fleischmann	Jose Theodore	Florida	11/4/05	Washington 1 - Atlanta 0	3	Alex Ovechkin	Olie Kolzig	Washington
11/28/09	Washington 1 - Montreal 0	3	Nicklas Backstrom	Semyon Varlamov	Montreal	10/16/05	Washington 2 - Tampa Bay 1	3	Petr Sykora	Olie Kolzig	Washington
11/21/09	Toronto 2 - Washington 0	3	Phil Kessel	Semyon Varlamov	Toronto						
11/11/09	Washington 2 - NY Islanders 1	11	Chris Clark	Semyon Varlamov	Washington						
10/17/09	Washington 1 - Nashville 0	3	Alex Ovechkin	Semyon Varlamov	Washington						
10/12/09	New Jersey 2 - Washington 1	3	Jamie Langenbrunner	Jose Theodore	Washington						
3/24/09	Toronto 1 - Washington 0	3	Jeff Hamilton	Jose Theodore	Toronto						
3/14/09	Washington 2 - Carolina 0	3	Alexander Semin	Jose Theodore	Washington						
3/8/09	Pittsburgh 1 - Washington 0	3	Sidney Crosby	Jose Theodore	Washington						
2/18/09	Washington 2 - Montreal 0	2	Alexander Semin	Jose Theodore	Washington						
2/11/09	NY Rangers 2 - Washington 1	4	Ryan Callahan	Jose Theodore	NY Rangers						
1/6/09	Washington 1 - Philadelphia 0	3	Viktor Kozlov	Jose Theodore	Washington						

# Shootout History

## INDIVIDUAL SHOOTOUT STATISTICS

Shooter	G/ATT	GDG	Shooter	G/ATT	GDG
<b>Alex Ovechkin</b>	<b>37/124</b>	<b>16</b>	Nate Schmidt	0/1	
<b>Nicklas Backstrom</b>	<b>29/83</b>	<b>12</b>	Matt Niskanen	0/1	
Evgeny Kuznetsov	29/65	9	Michael Latta	0/1	
<b>T.J. Oshie</b>	<b>18/45</b>	<b>5</b>	John Erskine	0/1	
Alexander Semin	15/43	6	Casey Wellman	0/1	
Matt Hendricks	8/13	4	Kris Beech	0/1	
Brooks Laich	7/19	2	Steve Eminger	0/1	
Eric Fehr	6/18		Sergei Fedorov	0/1	
Mikhail Grabovski	5/12	2	Jamie Heward	0/1	
<b>John Carlson</b>	<b>4/12</b>	<b>3</b>	Jiri Novotny	0/1	
Viktor Kozlov	4/11	2	Tom Poti	0/1	
Matt Pettinger	4/13	2	David Steckel	0/1	
Jakub Vrana	3/6	3	Brian Sutherby	0/1	
Troy Brouwer	3/9	2	Richard Zednik	0/1	
Brian Willsie	3/9	1	Keith Aucoin	0/1	
<b>Dylan Strome</b>	<b>2/8</b>	<b>1</b>	Justin Williams	0/1	
Mike Knuble	2/4	2	Brett Connolly	0/1	
Daniel Sprong	2/5		Conor Sheary	0/1	
Brooks Orpik	1/1		<b>Trevor van Riemsdyk</b>	<b>0/2</b>	
Bryan Muir	1/1		Ilya Kovalchuk	0/2	
Petr Sykora	1/1	1	Lars Eller	0/2	
<b>Sonny Milano</b>	<b>1/3</b>	<b>0</b>	Jay Beagle	0/2	
Anthony Mantha	1/4	1	Jason Chimera	0/2	
Joel Ward	1/2		Donald Brashear	0/2	
Andrew Cassels	1/2		Jeff Halpern	0/2	
Dainius Zubrus	1/3		Jakub Klepis	0/2	
Martin Erat	1/3	1	Mike Ribeiro	0/2	
Chris Clark	1/3		Brian Pothier	0/2	
Michael Nylander	1/4	1	<b>Connor McMichael</b>	<b>0/3</b>	
Matt Bradley	1/5	1	Dmitry Orlov	0/3	
Boyd Gordon	1/5		Ben Clymer	0/3	
Brendan Morrison	1/5		Marcus Johansson	0/5	
Tomas Fleischmann	1/8	1	Mathieu Perreault	0/4	
<b>Tom Wilson</b>	<b>0/1</b>		Mike Green	0/8	
Richard Panik	0/1				
Karl Alzner	0/1				
Andre Burakovsky	0/1				

## GOALTENDER SHOOTOUT STATISTICS

Goaltender	Record	G/ATT
Braden Holtby	26-16	54/172 (68.6%)
Michal Neuvirth	8-7	17/51 (66.7%)
Olie Kolzig	7-14	35/95 (63.2%)
Jose Theodore	6-6	13/38 (65.8%)
Ilya Samsonov	5-2	8/23 (65.2%)
Vitek Vanecek	4-3	6/29 (79.3%)
Darcy Kuemper	4-3	6/25 (76.0%)
Philipp Grubauer	4-5	13/36 (63.9%)
Semyon Varlamov	4-6	12/41 (70.7%)
Brent Johnson	3-7	10/35 (71.4%)
Pheonix Copley	2-1	5/12 (58.3%)
Cristobal Huet	2-0	0/5 (100.0%)
<b>Charlie Lindgren</b>	<b>2-5</b>	<b>10/27 (63.0%)</b>
Justin Peters	1-1	2/4 (50.0%)
Tomas Vokoun	1-1	2/4 (50.0%)
<b>Hunter Shepard</b>	<b>0-1</b>	<b>2/2 (0.0%)</b>
Zach Fucale	0-1	2/3 (33.3%)
Frederic Cassivi	0-1	2/3 (33.3%)
Jaroslav Halak	0-3	5/8 (37.5%)

## SHOOTOUT RECORD BY YEAR

Year	W	L	G	ATT	PCT	GA	ATT	PCT
2023-24	4	5	8	34	23.5	10	34	70.6
2022-23	2	4	7	21	33.3	8	21	60.0
2021-22	5	3	11	34	32.4	10	34	70.6
2020-21	3	2	4	16	25.0	3	16	81.3
2019-20	4	3	10	31	32.3	10	31	68.8
2018-19	4	1	11	22	50.0	8	22	63.6
2017-18	3	1	4	11	36.4	3	11	72.7
2016-17	2	5	8	24	33.3	11	24	54.2
2015-16	4	2	8	17	47.1	6	17	64.7
2014-15	5	4	16	47	34.0	14	47	69.6
2013-14	10	11	27	80	33.8	28	80	64.1
2012-13	3	0	5	9	55.6	1	9	88.9
2011-12	4	4	12	27	44.4	11	25	56.0
2010-11	5	6	11	36	30.6	12	36	66.7
2009-10	5	6	13	48	28.9	16	49	67.3
2008-09	4	5	8	28	28.6	7	24	70.8
2007-08	4	4	10	39	28.6	11	36	72.2
2006-07	1	11	5	40	12.5	18	40	57.9
2005-06	7	6	18	54	33.3	17	57	70.2
<b>TOTAL</b>	<b>79</b>	<b>83</b>	<b>196</b>	<b>618</b>	<b>31.7</b>	<b>204</b>	<b>613</b>	<b>66.7</b>

## SHOOTOUT RECORD BY OPPONENT

	GP	W	L
Anaheim	3	3	0
Arizona	2	0	2
Boston	11	6	5
Buffalo	11	7	4
Calgary	3	3	0
Carolina	12	9	3
Chicago	2	1	1
Columbus	2	1	1
Dallas	2	0	2
Detroit	5	2	3
Edmonton	3	2	1
Florida	11	4	7
Los Angeles	2	0	2
Minnesota	4	2	2
Montreal	7	5	2
Nashville	4	2	2
New Jersey	9	1	8
NY Islanders	10	8	2
NY Rangers	6	2	4
Ottawa	1	1	0
Philadelphia	10	5	5
Pittsburgh	7	2	5
San Jose	3	1	2
St. Louis	3	1	2
Seattle	0	0	0
Tampa Bay	12	5	7
Toronto	7	2	5
Vancouver	3	1	2
Winnipeg	6	4	2

# Penalty Shot History

**Capitals:** 23 Goals on 66 Chances (34.8%)

Player	Opponent	Date	Goaltender	Result
Beck Malenstyn	@ Florida	2/8/24	Sergei Bobrovsky	No Goal
Tom Wilson	vs. Columbus	11/4/23	Elvis Merzlikins	No Goal
Alex Ovechkin	vs. Toronto	10/24/23	Joseph Woll	No Goal
Anthony Mantha	@ Anaheim	3/1/23	John Gibson	No Goal
Marcus Johansson	@ Winnipeg	12/11/22	Connor Hellebuyck	Goal
Carl Hagelin	@ New Jersey	12/20/19	Mackenzie Blackwood	No Goal
Jakub Vrana	vs. NY Rangers	10/18/19	Henrik Lundqvist	No Goal
Jakub Vrana	@ Arizona	12/6/18	Adin Hill	No Goal
Evgeny Kuznetsov	vs. NY Rangers	3/28/18	Henrik Lundqvist	No Goal
Chandler Stephenson	vs. Minnesota	11/18/17	Alex Stalock	No Goal
Jay Beagle	@ San Jose	3/12/16	Martin Jones	No Goal
Alex Ovechkin	@ Columbus	1/19/16	Sergei Bobrovsky	No Goal
Alex Ovechkin	vs. Buffalo	3/7/15	Anders Lindback	No Goal
Alex Ovechkin	@ New Jersey	12/20/14	Cory Schneider	No Goal
Alex Ovechkin	vs. Carolina	1/2/14	Anton Khudobin	No Goal
Mikhail Grabovski	@ NY Rangers	12/8/13	Henrik Lundqvist	Goal
Alex Ovechkin	@ Vancouver	10/28/13	Roberto Luongo	No Goal
Marcus Johansson	@ Philadelphia	3/22/12	Ilya Bryzgalov	No Goal
Troy Brouwer	@ Montreal	2/4/12	Peter Budaj	No Goal
Alexander Semin	@ Montreal	2/4/12	Peter Budaj	Goal
Jason Chimera	@ Buffalo	11/26/11	Jhonas Enroth	Goal
Mike Knuble	@ Vancouver	10/29/11	Roberto Luongo	Goal
David Steckel	@ Calgary	10/30/10	Henrik Karlsson	Goal
Alex Ovechkin	vs. New Jersey	10/9/10	Martin Brodeur	Goal
Alex Ovechkin	vs. Philadelphia	1/17/10	Ray Emery	Goal
Alexander Semin	@ Vancouver	12/18/09	Roberto Luongo	No Goal
Alexandre Giroux	vs. Boston	12/10/08	Manny Fernandez	No Goal
Alex Ovechkin	@ Carolina	12/7/08	Michael Leighton	No Goal
Michael Nylander	vs. Vancouver	10/13/08	Roberto Luongo	Goal
Alex Ovechkin	@ Atlanta	10/10/08	Kari Lehtonen	No Goal
Alexander Semin	@ Pittsburgh	2/18/07	Jocelyn Thibeault	No Goal
Alex Ovechkin	vs. Dallas	11/30/06	Mike Smith	No Goal
Alex Ovechkin	@ Colorado	10/25/06	Peter Budaj	No Goal
Matt Pettinger	@ Florida	4/15/06	Jamie McLellan	No Goal
Alex Ovechkin	@ Boston	1/26/06	Tim Thomas	No Goal
Matt Pettinger	vs. Tampa Bay	11/23/05	John Graham	Goal
Dainius Zubrus	vs. Boston	12/11/03	Andrew Raycroft	Goal
Michael Nylander	@ NY Islanders	12/21/02	Rick DiPietro	No Goal
Joe Sacco	@ Toronto	11/6/01	Curtis Joseph	No Goal
Joe Sacco	@ Carolina	3/30/01	Arturs Irbe	Goal
Ulf Dahlen	vs. Toronto	4/1/00	Curtis Joseph	No Goal
Richard Zednik	vs. NY Rangers	11/11/99	Mike Richter	No Goal
Peter Bondra	vs. Los Angeles	1/29/99	Stephane Fiset	Goal
Adam Oates	vs. Toronto	11/18/98	Curtis Joseph	Goal
Peter Bondra	vs. Los Angeles	3/4/98	Stephane Fiset	No Goal
Ken Klee	@ NY Rangers	3/12/97	Mike Richter	No Goal
Peter Bondra	@ Anaheim	12/13/96	Mikhail Shtalenkov	No Goal
Keith Jones	Montreal	11/1/95	Patrick Labrecque	No Goal
Steve Konowalchuk	@ NY Rangers	3/5/95	Mike Richter	No Goal
Michal Pivonka	@ Hartford	1/21/95	Sean Burke	No Goal
Reggie Savage	Minnesota	11/18/92	Jon Casey	Goal
Dimitri Khristich	Minnesota	1/7/92	Darcy Wakaluk	Goal
Dale Hunter	@ Pittsburgh	12/6/89	Wendel Young	No Goal
Yvon Corrivreau	New Jersey	1/19/88	Bob Sauve	No Goal
Mike Gartner	Philadelphia	4/4/87	Glenn Resch	Goal
Mike Gartner	@ Hartford	1/17/87	Mike Liut	Goal
Mike Gartner	@ NY Rangers	12/20/80	Wayne Thomas	Goal
Bengt Gustafsson	@ Los Angeles	2/12/80	Ron Grahame	No Goal
Rolf Edberg	NY Rangers	2/2/80	Doug Soetaert	Goal

Bengt Gustafsson	@ Minnesota	1/5/80	Gilles Meloche	No Goal
Guy Charron	Montreal	10/30/79	Denis Herron	No Goal
Blair Stewart	@ Montreal	4/7/79	Michel Larocque	No Goal
Hartland Monahan	NY Islanders	1/16/77	Glenn Resch	Goal
Nelson Pyatt	Toronto	3/9/75	Gord McRae	Goal
Steve Atkinson	@ Vancouver	2/1/75	Ken Lockett	Goal
Tom Williams	@ Buffalo	12/5/74	Gary Bromley	No Goal

## MOST CAREER PENALTY SHOT GOALS

Mike Gartner	3 (3 attempts)
Alex Ovechkin	2 (13 attempts)
18 players tied	1

## MOST CAREER PENALTY SHOT ATTEMPTS

Alex Ovechkin	13 (2 goals)
Mike Gartner	3 (3 goals)
Peter Bondra	3 (1 goal)
Alexander Semin	3 (1 goal)

**Opponent:** 22 Goals on 73 Chances (30.1%)

Player	Opponent	Date	Goaltender	Result
Blake Coleman	Calgary	10/16/23	Darcy Kuemper	No Goal
Taylor Hall	Buffalo	1/24/21	Vitek Vanecek	No Goal
Jared McCann	@ Pittsburgh	3/7/20	Braden Holtby	No Goal
Bo Horvat	Vancouver	2/5/19	Braden Holtby	No Goal
Richard Panik	@ Arizona	12/6/18	Phoenix Copley	No Goal
Tyler Seguin	Dallas	11/3/18	Braden Holtby	No Goal
Gabriel Landeskog	@ Colorado	11/16/17	Philipp Grubauer	Goal
Brendan Gallagher	Montreal	2/24/16	Philipp Grubauer	No Goal
Scott Hartnell	@ Columbus	3/3/15	Braden Holtby	No Goal
Michael Grabner	vs. NY Islanders	2/4/14	Michal Neuvirth	No Goal
Brad Marchand	vs. Boston	3/5/13	Braden Holtby	Goal
Steve Bernier	vs. New Jersey	2/23/13	Braden Holtby	No Goal
Lauri Korpikoski	vs. Phoenix	11/21/11	Tomas Vokoun	Goal
Chad LaRose	vs. Carolina	3/29/11	Semyon Varlamov	No Goal
Evgeni Malkin	vs. Pittsburgh	12/23/10	Michal Neuvirth	No Goal
Mattias Tedenby	@ New Jersey	11/22/10	Braden Holtby	Goal
Brandon Sutter	vs. Carolina	3/10/10	Jose Theodore	No Goal
Ryan Krejci	at Boston	2/2/10	Jose Theodore	No Goal
David Clowe	at San Jose	12/30/09	Michal Neuvirth	Goal
Joe Thornton	at San Jose	12/30/09	Michal Neuvirth	Goal
Jim Slater	at Atlanta	10/29/09	Semyon Varlamov	No Goal
Darroll Powe	vs. Philadelphia	10/27/09	Jose Theodore	No Goal
Eric Staal	vs. Carolina	3/3/09	Michal Neuvirth	Goal
David Booth	vs. Florida	3/1/09	Jose Theodore	No Goal
Adam Hall	vs. Tampa Bay	1/1/09	Brent Johnson	No Goal
Chris Drury	vs. NY Rangers	11/8/08	Brent Johnson	No Goal
Daniel Alfredsson	@ Ottawa	12/29/07	Olie Kolzig	Goal
Chad Larose	@ Carolina	11/30/07	Olie Kolzig	No Goal
J-P Vigier	vs. Atlanta	1/6/07	Olie Kolzig	No Goal
Karel Rachunek	@ NY Rangers	12/30/06	Olie Kolzig	Goal
Mats Sundin	@ Toronto	12/23/06	Olie Kolzig	Goal
Marco Sturm	@ Boston	11/18/06	Brent Johnson	No Goal
Ryan Malone	@ Pittsburgh	1/25/06	Olie Kolzig	Goal
Erik Cole	vs. Carolina	1/21/06	Olie Kolzig	Goal
Mike Sillinger	vs. St. Louis	1/19/06	Olie Kolzig	No Goal
Steve Sullivan	vs. Nashville	12/7/05	Olie Kolzig	No Goal
Brett Hull	vs. Detroit	12/13/03	Olie Kolzig	No Goal
Andrei Markov	@ Montreal	3/25/03	Olie Kolzig	No Goal
Steve Sullivan	@ Chicago	11/15/02	Olie Kolzig	No Goal
Chad Kilger	vs. Montreal	10/19/01	Olie Kolzig	No Goal

# Penalty Shot History

Sergei Nemchinov	vs. New Jersey	3/11/00	Olie Kolzig	No Goal
Viktor Kozlov	vs. Florida	2/23/00	Olie Kolzig	Goal
Robert Reichel	@ Phoenix	3/25/99	Rick Tabaracci	No Goal
Jay Pandolfo	vs. New Jersey	12/30/98	Rick Tabaracci	No Goal
Mariusz Czerkawski	vs. NY Islanders	12/4/98	Rick Tabaracci	No Goal
Todd Marchant	vs. Edmonton	1/26/97	Olie Kolzig	No Goal
Todd Elik	vs. Boston	11/19/96	Jim Carey	No Goal
Mike Hough	@ Florida	2/29/96	Olie Kolzig	No Goal
Jeff Friesen	@ San Jose	12/2/95	Jim Carey	Goal
Jaromir Jagr	@ Pittsburgh	1/26/93	Don Beaupre	No Goal
Eric Lindros	Philadelphia	12/26/92	Don Beaupre	Goal
Murray Craven	Hartford	3/24/92	Don Beaupre	Goal
Mario Lemieux	Pittsburgh	11/24/89	Bob Mason	Goal
Anders Carlsson	@ New Jersey	4/2/89	Don Beaupre	No Goal
Greg Paslawski	@ St. Louis	2/14/89	Clint Malarchuk	No Goal
Dale Hawerchuk	Winnipeg	12/17/88	Clint Malarchuk	No Goal
Brent Sutter	NY Islanders	12/26/86	Bob Mason	No Goal
Peter Sundstrom	NY Rangers	3/2/86	Al Jensen	Goal
Mats Naslund	@ Montreal	3/21/85	Pat Riggin	No Goal
Dave Hannan	Pittsburgh	10/14/83	Pat Riggin	Goal
Michel Goulet	@ Quebec	2/6/83	Pat Riggin	Goal
Wayne Gretzky	@ Edmonton	11/24/82	Pat Riggin	No Goal
Kent Nilsson	@ Calgary	1/8/81	Rollie Boutin	No Goal
Ron Sedlbaur	@ Vancouver	3/2/79	Gary Inness	No Goal
Jacques Lemaire	@ Montreal	11/2/78	Jim Bedard	No Goal
Pete Mahovlich	@ Pittsburgh	1/21/78	Jim Bedard	No Goal
Blair Chapman	Pittsburgh	12/4/77	Jim Bedard	No Goal
Clark Gillies	NY Islanders	11/13/77	Bernie Wolfe	Goal
Ron Schock	Pittsburgh	11/30/76	Bernie Wolfe	No Goal
Don Luce	@ Buffalo	10/19/75	Ron Low	No Goal
Orest Kindrachuk	@ Philadelphia	11/9/74	Michel Belhumeur	Goal
Stan Mikita	@ Chicago	10/23/74	Michel Belhumeur	No Goal
Jim Pappin	@ Chicago	10/23/74	Michel Belhumeur	No Goal

## MOST PENALTY SHOT SAVES

Olie Kolzig	12 (17 attempts)
Braden Holtby	5 (7 attempts)
Jose Theodore	4 (4 attempts)
Jim Bedard	3 (3 attempts)
Brent Johnson	3 (3 attempts)
Rick Tabaracci	3 (3 attempts)

## MOST PENALTY SHOTS FACED

Olie Kolzig	17 (5 GA)
Braden Holtby	7 (2 GA)
Michal Neuvirth	6 (2 GA)
Don Beaupre	4 (2 GA)
Pat Riggin	4 (2 GA)
Jose Theodore	4 (0 GA)

# Capitals' Firsts

## TEAM

Category	Date	Opponent	Result
Season	1974-75	8-67-5,	5th Norris
Game	10/9/74	at NY Rangers	NY Rangers, 6-3
Game, Home	10/15/74	vs. Los Angeles	Tie, 1-1
Victory, Home	10/17/74	vs. Chicago	Washington, 4-3
Victory, Road	3/28/75	at California	Washington, 5-3
Loss, Home	10/20/74	vs. NY Islanders	NY Islanders, 5-0
Loss, Road	10/9/74	at NY Rangers	NY Rangers, 6-3
Tie, Home	10/15/74	vs. Los Angeles	Tie, 1-1
Tie, Road	10/17/75	at California	Tie, 3-3
Tie, Scoreless	12/10/88	at Montreal	Tie, 0-0
Overtime Game	10/8/83	vs. NY Islanders	NY Islanders, 8-7
Overtime Victory	11/4/83	vs. Vancouver	Washington, 5-4
Playoff Game	4/6/83	at NY Islanders	NY Islanders, 5-2
Playoff Victory	4/7/83	at NY Islanders	Washington, 4-2
Sellout (18,130)	12/26/74	vs. Philadelphia	Philadelphia, 4-1
Stanley Cup Final Victory	5/30/18	at Vegas	Washington, 3-2

## INDIVIDUAL

Category	Player	Date & Opponent	Result
Goal	Jim Hryciuk	10/9/74 at NY Rangers	NY Rangers, 6-3
Goal, Home	Yvon Labre	10/15/74 vs. Los Angeles	Tie, 1-1
Goal Against, Road	Greg Polis	10/9/74 at NY Rangers	NY Rangers, 6-3
Goal Against, Home	Dan Maloney	10/15/74 vs. Los Angeles	Tie, 1-1
Winning Goal, Home	Jack Egers	10/17/74 vs. Chicago	Washington, 4-3
Winning Goal, Road	Nelson Pyatt	3/28/75 at California	Washington, 5-3
Overtime Goal	Bengt Gustafsson	11/4/82 vs. Vancouver	Washington, 5-4
Playoff Goal	Bob Gould	4/6/83 at NY Islanders	NY Islanders, 5-2
Power-Play Goal	Ron Anderson	10/9/74 at NY Rangers	NY Rangers, 6-3
Shorthanded Goal	Dave Kryskow	12/19/74 at Los Angeles	Los Angeles, 4-1
Two-Goal Game	Denis Dupre	10/17/74 vs. Chicago	Washington, 4-3
Hat Trick	Ron Lalonde	3/30/75 vs. Detroit	Detroit, 8-5
Double Hat Trick	T. Tookey/D. Maruk	11/21/81 vs. Philadelphia	Washington, 10-4
Assists, Road	G. Joly/D. Dupre	10/9/74 at NY Rangers	NY Rangers, 6-3
Assists, Home	D. Kryskow/B. Lesuk	10/15/74 vs. Los Angeles	Tie, 1-1
Minor Penalty	Bill Mikkelsen	10/9/74 at NY Rangers	Hooking
Major Penalty	Mike Bloom	10/17/74 vs. Chicago	Fighting
Playoff Minor Penalty	Glenn Currie	4/6/83 at NY Islanders	Elbowing
Playoff Major Penalty	Bryan Erickson	4/4/84 vs. Philadelphia	Fighting
Penalty Shot	Tom Williams	12/5/74 at Buffalo	No Goal
Shutout	Ron Low	2/16/75 vs. Kansas City	Washington, 3-0
Playoff Shutout	Bob Mason	4/11/87 at NY Islanders	Washington, 2-0

## CAPITAL ONE ARENA – TEAM

Category	Date	Opponent	Result
Game (Win)	12/5/97	vs. Florida	Washington, 3-2 OT
Loss, Home	12/18/97	vs. Florida	Florida, 4-0
Tie, Home	12/16/97	vs. NY Islanders	Tie, 1-1
Tie, Scoreless	4/5/02	vs. Ottawa	Tie, 0-0
Overtime Game	12/5/97	vs. Florida	Washington, 3-2 OT
Playoff Game	4/22/98	vs. Boston	Washington, 3-1
Sellout (19,740)	12/5/97	vs. Florida	Washington, 3-2 OT
Playoff Sellout (19,740)	5/1/98	vs. Boston	Boston, 4-0

## CAPITAL ONE ARENA – INDIVIDUAL

Category	Player	Date & Opponent	Result
Goal	Richard Zednik	12/5/97 vs. Florida	Washington, 3-2 OT
Goal Against	Steve Washburn	12/5/97 vs. Florida	Washington, 3-2 OT
Winning Goal	Jeff Toms	12/5/97 vs. Florida	Washington, 3-2 OT
Overtime Goal	Jeff Toms	12/5/97 vs. Florida	Washington, 3-2 OT
Playoff Goal	Brian Bellows	4/22/98 vs. Boston	Washington, 3-1
Playoff Goal Against	Dmitri Khristich	4/22/98 vs. Boston	Washington, 3-1
Power-Play Goal	Chris Simon	12/5/97 vs. Florida	Washington, 3-2 OT
Power-Play Goal Against	Robert Svehla	12/5/97 vs. Florida	Washington, 3-2 OT
Shorthanded Goal	Kelly Miller	12/23/97 vs. New Jersey	Tie, 1-1
Shorthanded Goal Against	Brian Rolston	12/30/98 vs. New Jersey	New Jersey, 3-2
Two-Goal Game	Calle Johansson	1/6/98 vs. Toronto	Washington, 5-3
Hat Trick	Peter Bondra	1/8/98 vs. NY Rangers	Washington, 5-3
Assists	Konowalchuk/Bulis	12/5/97 vs. Florida	Washington, 3-2 OT
Assists Against	Laus/Warrener	12/5/97 vs. Florida	Washington, 3-2 OT
Minor Penalty	Paul Laus	12/5/97 vs. Florida	Washington, 3-2 OT
Major Penalty	Ken Klee	12/5/97 vs. Florida	Washington, 3-2 OT
Penalty Shot	Peter Bondra	3/4/98 vs. Los Angeles	No Goal
Penalty Shot Against	Mariusz Czerkawski	12/4/98 vs. NY Islanders	No Goal
Shutout	Olie Kolzig	1/13/98 vs. Ottawa	Washington, 4-0
Shutout Against	John Vanbiesbrouck	12/18/97 vs. Florida	Florida, 4-0

# Capitals NHL Award Winners



**HART TROPHY**  
**NHL Most Valuable Player**  
 Alex Ovechkin (2012-13)  
 Alex Ovechkin (2008-09)  
 Alex Ovechkin (2007-08)



**CONN SMYTHE TROPHY**  
**Playoff Most Valuable Player**  
 Alex Ovechkin (2017-18)



**ART ROSS TROPHY**  
**Most Points**  
 Alex Ovechkin (2007-08)



**VEZINA TROPHY**  
**Best Goaltender**  
 Braden Holtby (2015-16)  
 Olie Kolzig (1999-00)  
 Jim Carey (1995-96)




**JAMES NORRIS TROPHY**  
**Best Defenseman**  
 Rod Langway (1982-83)  
 Rod Langway (1983-84)



**WILLIAM JENNINGS TROPHY**  
**Fewest Goals Against, Team**  
 Al Jensen/Pat Riggan (1983-84)  
 Braden Holtby/Philipp Grubauer (2016-17)



**KING CLANCY MEMORIAL TROPHY**  
**Leadership and Humanitarian Contribution**  
 Olie Kolzig (2005-06)




**CALDER MEMORIAL TROPHY**  
**Rookie of the Year**  
 Alex Ovechkin (2005-06)




**TED LINDSAY AWARD**  
**LESTER B. PEARSON AWARD**  
**NHLPA Most Valuable Player**  
 Alex Ovechkin (2009-10)  
 Alex Ovechkin (2008-09)  
 Alex Ovechkin (2007-08)



**MAURICE "ROCKET" RICHARD TROPHY**  
**Most Goals**  
 Alex Ovechkin (2019-20) Alex Ovechkin (2013-14)  
 Alex Ovechkin (2018-19) Alex Ovechkin (2012-13)  
 Alex Ovechkin (2017-18) Alex Ovechkin (2008-09)  
 Alex Ovechkin (2015-16) Alex Ovechkin (2007-08)  
 Alex Ovechkin (2014-15)



**FRANK SELKE TROPHY**  
**Best Defensive Forward**  
 Doug Jarvis (1983-84)



**JACK ADAMS AWARD**  
**Coach of the Year**  
 Barry Trotz (2015-16)  
 Bruce Boudreau (2007-08)  
 Bryan Murray (1983-84)



**BILL MASTERTON TROPHY**  
**Perseverance and Dedication to Hockey**  
 Jose Theodore (2009-10)

# Capitals NHL Award Winners

## CAPITALS NAMED TO NHL POSTSEASON ALL-STAR TEAMS

FIRST TEAM			SECOND TEAM		
Year	Player	Pos.	Year	Player	Pos.
2019-20	John Carlson	D	2018-19	John Carlson	D
2018-19	Alex Ovechkin	LW	2016-17	Braden Holtby	G
2015-16	Braden Holtby	G	2015-16	Alex Ovechkin	LW
2014-15	Alex Ovechkin	LW	2013-14	Alex Ovechkin	RW
2012-13	Alex Ovechkin	RW	2012-13	Alex Ovechkin	LW
2009-10	Mike Green	D	2010-11	Alex Ovechkin	LW
2009-10	Alex Ovechkin	LW	2002-03	Sergei Gonchar	D
2008-09	Mike Green	D	2001-02	Sergei Gonchar	D
2008-09	Alex Ovechkin	LW	1992-93	Al Iafrate	D
2007-08	Alex Ovechkin	LW	1986-87	Larry Murphy	D
2006-07	Alex Ovechkin	LW	1984-85	Rod Langway	D
2005-06	Alex Ovechkin	LW	1983-84	Pat Riggan	G
1999-00	Olie Kolzig	G			
1995-96	Jim Carey	G			
1987-88	Scott Stevens	D			
1983-84	Rod Langway	D			
1982-83	Rod Langway	D			

## CAPITALS NAMED TO NHL POSTSEASON ALL-ROOKIE TEAMS

Year	Player	Pos.
2010-11	John Carlson	D
2007-08	Nicklas Backstrom	F
2005-06	Alex Ovechkin	F
1994-95	Jim Carey	G
1982-83	Scott Stevens	D

## NHL PLAYER OF THE WEEK

Date	Player
3/24/24	Alex Ovechkin (1st star)
12/25/22	Alex Ovechkin (1st star)
12/18/22	Alex Ovechkin (1st star)
12/11/22	Charlie Lindgren (1st star)
4/10/22	John Carlson (2nd star)
11/28/21	Alex Ovechkin (1st star)
11/21/21	Ilya Samsonov (2nd star)
11/14/21	Alex Ovechkin (1st star)
10/17/21	Alex Ovechkin (1st star)
1/20/21	Alex Ovechkin (1st star)
12/9/20	John Carlson (1st star)
11/4/20	Jakub Vrana (2nd star)
10/21/19	John Carlson (2nd star)
12/17/18	Alex Ovechkin (1st star)
11/27/17	Alex Ovechkin (3rd star)
11/13/17	Braden Holtby (3rd star)
10/16/17	Nicklas Backstrom (3rd star)
10/9/17	Alex Ovechkin (1st star)
4/3/17	Marcus Johansson (2nd star)
1/23/17	T.J. Oshie (3rd star)
1/16/17	Nicklas Backstrom (1st star)
1/9/17	Braden Holtby (3rd star)
11/21/16	Nicklas Backstrom (3rd star)
4/11/16	Alex Ovechkin (3rd star)
1/11/16	Alex Ovechkin (1st star)
12/21/15	T.J. Oshie (2nd star)
11/30/15	Braden Holtby (2nd star)
10/26/15	Evgeny Kuznetsov (1st star)
1/4/15	Alex Ovechkin (2nd star)
12/16/13	Alex Ovechkin (1st star)
11/4/13	Jason Chimera (3rd star)
10/7/13	Alex Ovechkin (1st star)
4/8/13	Alex Ovechkin (1st star)
3/25/13	Alex Ovechkin (1st star)

## NHL PLAYER OF THE MONTH

Date	Player
3/26/12	Alex Ovechkin (3rd star)
1/2/12	Alex Ovechkin (2nd star)
12/12/11	John Carlson (3rd star)
11/7/11	Nicklas Backstrom (3rd star)
10/24/11	Tomas Vokoun (3rd star)
3/14/11	Braden Holtby (1st star)
1/3/11	Semyon Varlamov (1st star)
11/15/10	Alexander Semin (3rd star)
4/12/10	Nicklas Backstrom (3rd star)
2/8/10	Alex Ovechkin (1st star)
2/8/10	Nicklas Backstrom (3rd star)
2/1/10	Nicklas Backstrom (3rd star)
1/18/10	Alex Ovechkin (1st star)
12/7/09	Nicklas Backstrom (1st star)
10/19/09	Alex Ovechkin (3rd star)
10/5/09	Alex Ovechkin (1st star)
2/9/09	Mike Green (3rd star)

## NHL ROOKIE OF THE MONTH

Date	Player
Jan. 2021	Vitek Vanecek
Oct. 2010	Michal Neuvirth
Dec. 2007	Nicklas Backstrom
Jan. 2006	Alex Ovechkin
Dec. 2005	Alex Ovechkin
March 2000	Jeff Halpern
March 1995	Jim Carey
Nov. 1990	Peter Bondra
Dec. 1984	Bob Mason

## NHL FOUNDATION AWARD

Date	Player
Dec. 2022	Alex Ovechkin (1st star)
Oct. 2021	Alex Ovechkin (1st star)
Jan. 2020	Alex Ovechkin (1st star)
Oct. 2019	John Carlson (1st star)
Feb. 2017	Braden Holtby (3rd star)
Jan. 2017	Evgeny Kuznetsov (1st star)
Feb. 2016	Alex Ovechkin (2nd star)
Jan. 2016	Evgeny Kuznetsov (1st star)
Dec. 2015	Braden Holtby (2nd star)
Nov. 2015	Braden Holtby (2nd star)
Feb. 2015	Alex Ovechkin (3rd star)
Jan. 2015	Alex Ovechkin (1st star)
April 2013	Alex Ovechkin (1st star)
Jan. 2010	Alex Ovechkin (1st star)
Oct. 2009	Alex Ovechkin (2nd star)
Dec. 2008	Alex Ovechkin (3rd star)
Nov. 2008	Alex Ovechkin (1st star)
Oct. 2008	Alexander Semin (1st star)
March 2008	Alex Ovechkin (1st star)
Jan. 2008	Alex Ovechkin (1st star)
Jan. 2006	Alex Ovechkin
Nov. 2003	Robert Lang
Jan. 2000	Olie Kolzig
March 1996	Jim Carey
March 1995	Jim Carey
Jan. 1987	Mike Gartner

## NHL FOUNDATION AWARD

Community Participation	Player
2000-01	Olie Kolzig

\* Player of the Week and Player of the Month were first awarded in the 1980-81 season; Player of the Week and Player of the Month renamed Three Stars beginning in 2006-07 season

\* Rookie of the Month was first awarded in the 1983-84 season

# Capitals Honors

## CAPITALS PROSPECTS IN THE WORLD JUNIOR CHAMPIONSHIP

Since 2004

### 2024 World Junior Championship (Gothenburg, Sweden)

Ryan Chesley (United States - Gold)  
Ryan Leonard (United States - Gold)

### 2023 World Junior Championship (Halifax & Moncton, Canada)

Ryan Chesley (United States - Bronze)

### 2022 World Junior Championship (Edmonton, Canada)

Oskar Magnusson (Sweden)  
Haakon Hanelt (Germany)

### 2022 World Junior Championship (Edmonton & Red Deer, Canada) (December tournament cancelled due to COVID-19)

Oskar Magnusson (Sweden)  
Martin Has (Czech Republic)

### 2020 World Junior Championship (Ostrava & Trinec, Czech Republic)

Connor McMichael (Canada - Gold)  
Martin Has (Czech Republic)

### 2019 World Junior Championship (Vancouver)

Alexander Alexeyev (Russia - Bronze)  
Martin Fehervary (Slovakia)  
Tobias Geisser (Switzerland)

### 2018 World Junior Championship (Buffalo)

Tobias Geisser (Switzerland)  
Axel Jonsson-Fjallby (Sweden - Silver)

### 2017 World Junior Championship (Helsinki, Finland)

Ilya Samsonov (Russia - Bronze)  
Jonas Siegenthaler (Switzerland)  
Damien Riat (Switzerland)

### 2016 World Junior Championship (Helsinki, Finland)

Ilya Samsonov (Russia - Silver)  
Jonas Siegenthaler (Switzerland)  
Vitek Vanecek (Czech Republic)

### 2015 World Junior Championship (Toronto/Montreal)

Madison Bowey (Canada - Gold)  
Vitek Vanecek (Czech Republic)  
Jakub Vrana (Czech Republic)

### 2014 World Junior Championship (Malmo, Sweden)

Riley Barber (United States)  
Andre Burakovsky (Sweden - Silver)  
Connor Carrick (United States)  
Thomas Di Pauli (United States)  
Christian Djoos (Sweden - Silver)

### 2013 World Junior Championship (Ufa, Russia)

Riley Barber (United States - Gold)  
Filip Forsberg (Sweden - Silver)  
Christian Djoos (Sweden - Silver)

### 2012 World Junior Championship (Alberta, Canada)

Filip Forsberg (Sweden - Gold)  
Evgeny Kuznetsov (Russia - Silver)  
Sergey Kostenko (Russia - Silver)

### 2011 World Junior Championship (Buffalo, N.Y.)

Evgeny Kuznetsov (Russia - Gold)  
Dmitry Orlov (Russia - Gold)  
Cody Eakin (Canada - Silver)  
Patrick Wey (United States - Bronze)  
Philipp Grubauer (Germany)

### 2010 World Junior Championship (Saskatchewan, Canada)

John Carlson (United States - Gold)  
Stefan Della Rovere (Canada - Silver)  
Marcus Johansson (Sweden - Bronze)

### 2009 World Junior Championship (Ottawa)

Stefan Della Rovere (Canada - Gold)  
Dmitry Kugryshev (Russia)

### 2008 World Junior Championship (Czech Republic)

Karl Alzner (Canada - Gold)  
Josh Godfrey (Canada - Gold)  
Michal Neuvirth (Czech Republic)  
Dmitry Kugryshev (Russia - Bronze)

### 2007 World Junior Championship (Sweden)

Karl Alzner (Canada - Gold)  
Oskar Osala (Finland)  
Semyon Varlamov (Russia - Silver)  
Nicklas Backstrom (Sweden)

### 2006 World Junior Championship (Canada)

Nicklas Backstrom (Sweden)  
Chris Bourque (United States)  
Sasha Pokulok (Canada - Gold)  
Semyon Varlamov (Russia - Silver)

### 2005 World Junior Championship (United States)

Chris Bourque (United States)  
Oscar Hedman (Sweden)  
Alex Ovechkin (Russia - Silver)  
Michail Yunkov (Russia - Silver)

### 2004 World Junior Championship (Finland)

Tomas Fleischmann (Czech Republic)  
Peter Guggisberg (Switzerland)  
Sami Lepisto (Finland - Bronze)  
Alex Ovechkin (Russia)  
Alexander Semin (Russia)  
Steve Werner (United States - Gold)

## CAPITALS IN THE WINTER OLYMPIC GAMES

### 2014 Winter Olympics (Sochi, Russia)

Nicklas Backstrom (Sweden - Silver)  
John Carlson (United States)  
Martin Erat (Czech Republic)  
Marcus Johansson (Sweden - Silver)  
Alex Ovechkin (Russia)

### 2010 Winter Olympics (Vancouver, British Columbia)

Nicklas Backstrom (Sweden)  
Tomas Fleischmann (Czech Republic)  
Alex Ovechkin (Russia)  
Alexander Semin (Russia)  
Semyon Varlamov (Russia)

### 2006 Winter Olympics (Torino, Italy)

Olie Kolzig (Germany)  
Ivan Majesky (Slovakia)  
Alex Ovechkin (Russia)

### 2002 Winter Olympics (Salt Lake City, Utah)

Ulf Dahlen (Sweden)  
Sergei Gonchar (Russia - Bronze)  
Jaromir Jagr (Czech Republic)  
Dimitri Khristich (Ukraine)  
Andrei Nikolishin (Russia - Bronze)

### 1998 Winter Olympics (Nagano, Japan)

Peter Bondra (Slovakia)  
Sergei Gonchar (Russia - Silver)  
Calle Johansson (Sweden)  
Olie Kolzig (Germany)  
Ron Wilson (Head Coach, United States)  
Richard Zednik (Slovakia)

## CAPITALS IN THE WORLD CUP OF HOCKEY

### 2016 World Cup of Hockey (Toronto)

Nicklas Backstrom (Sweden)  
John Carlson (United States)  
Philipp Grubauer (Europe)  
Braden Holtby (Canada)  
Evgeny Kuznetsov (Russia)  
Matt Niskanen (United States)  
Dmitry Orlov (Russia)  
T.J. Oshie (United States)  
Alex Ovechkin (Russia)  
Barry Trotz (Assistant Coach, Canada)

### 2004 World Cup of Hockey

Jeff Halpern (United States)  
Olie Kolzig (Germany)  
Rastislav Stana (Slovakia)  
Dainius Zubrus (Russia)

### 1996 World Cup of Hockey

Peter Bondra (Slovakia)  
Jim Carey (United States - Gold)  
Sylvain Cote (Canada - Silver)  
Sergei Gonchar (Russia)  
Calle Johansson (Sweden)  
Olie Kolzig (Germany)  
Steve Konowalchuk (United States - Gold)

Stefan Ustorf (Germany)  
Richard Zednik (Slovakia)

## CAPITALS in THE Canada Cup

1991 Canada Cup  
Kevin Hatcher (United States)  
Calle Johansson (Sweden)  
Michal Pivonka (Czechoslovakia)  
**1987 Canada Cup**  
Mike Gartner (Canada)  
Kevin Hatcher (United States)  
Rod Langway (United States)  
Bob Mason (United States)  
Kelly Miller (United States)  
Larry Murphy (Canada)

## 1984 Canada Cup

Peter Andersson (Sweden)  
Bobby Carpenter (United States)  
Dave Christian (United States)  
Bryan Erickson (United States)  
Mike Gartner (Canada)  
Bengt-Ake Gustafsson (Sweden)  
Rod Langway (United States)



# Capitals Honors

## CAPITALS IN THE HOCKEY HALL OF FAME

Player	Year Inducted
Mike Gartner	2001
Rod Langway	2002
Larry Murphy	2004
Scott Stevens	2007
Dave Fay	2007 (Washington Times beat writer; Elmer Ferguson Memorial Award)
Dino Ciccarelli	2010
Ron Weber	2010 (Radio voice; Foster Hewitt Memorial Award)
Adam Oates	2012
Sergei Fedorov	2015
Phil Housley	2015
David Poile	2024

## CAPITALS IN THE U.S. HOCKEY HALL OF FAME

Player	Year Inducted
Thomas Williams	1981
Robert Paradise	1989
Craig Patrick	1996
Rod Langway	1999
Dave Christian	2001
Warren Strelow	2003
Phil Housley	2004
Bobby Carpenter	2007
Kevin Hatcher	2010 (additionally apart of 1996 World Cup of Hockey Team, inducted in 2016)
Dick Patrick	2012 (Lester Patrick Trophy recipient)
Jim Carey	2016 (1996 World Cup of Hockey Team)
Steve Konowalchuk	2016 (1996 World Cup of Hockey Team)
Shawn Chambers	2016 (1996 World Cup of Hockey Team)
Keith Allain	2016 (1996 World Cup of Hockey Team)
Ron Wilson	2017 (additionally apart of 1996 World Cup of Hockey Team, inducted in 2016)
David Poile	2018


## NHL STATISTICAL LEADERS

Year	Player	Category (Total)
2023-24	John Carlson	TOI/GP (25:54)
2023-24	Charlie Lindgren*	Shutouts (6)
2019-20	Alex Ovechkin	Goals (48)
2018-19	Alex Ovechkin	Goals (51)
2017-18	Alex Ovechkin	Goals (49)
2017-18	Alex Ovechkin	Shots (355)
2016-17	Braden Holtby*	Wins (42)
2016-17	Braden Holtby	Shutouts (9)
2016-17	Alex Ovechkin*	Power-play goals (17)
2016-17	Nicklas Backstrom	Power-play points (35)
2015-16	Braden Holtby**	Wins (48)
2015-16	Alex Ovechkin	Goals (50)
2015-16	Alex Ovechkin	Power-play goals (19)
2015-16	Alex Ovechkin	Shots (398)
2015-16	Nicklas Backstrom	Power-play assists (27)
2014-15	Alex Ovechkin	Goals (53)
2014-15	Nicklas Backstrom	Assists (60)
2014-15	Alex Ovechkin	Shots (395)
2014-15	Alex Ovechkin	Power-play goals (25)
2014-15	Alex Ovechkin	Game-winning goals (11)
2014-15	Nicklas Backstrom	Power-play assists (30)
2013-14	Alex Ovechkin	Goals (51)
2013-14	Alex Ovechkin	Power-Play Goals (24)

2013-14	Alex Ovechkin	Shots (386)
2013-14	Nicklas Backstrom	Power-Play Points (44)
2012-13	Alex Ovechkin	Goals (32)
2012-13	Alex Ovechkin	Power-Play Goals (16)
2012-13	Alex Ovechkin	Shots (220)
2010-11	Alex Ovechkin*	Game-Winning Goals (11)
2010-11	Alex Ovechkin	Shots (367)
2009-10	Alex Ovechkin	Shots (368)
2009-10	Jeff Schultz	Plus/Minus (+50)
2008-09	Alex Ovechkin	Goals (56)
2008-09	Alex Ovechkin	Shots (528)
2007-08	Alex Ovechkin	Points (112)
2007-08	Alex Ovechkin	Goals (65)
2007-08	Alex Ovechkin	Power-Play Goals (22)
2007-08	Alex Ovechkin	Game-Winning Goals (11)
2007-08	Alex Ovechkin	Shots (446)
2006-07	Alex Ovechkin	Shots (392)
2005-06	Alex Ovechkin	Shots (425)
2001-02	Peter Bondra	Power-Play Goals (17)
2000-01	Peter Bondra	Power-Play Goals (22)
2000-01	Adam Oates	Assists (69)
1999-00	Olie Kolzig	Saves (1,794)
1999-00	Olie Kolzig	Minutes (4,371)
1997-98	Peter Bondra*	Goals (52)
1997-98	Peter Bondra	Game-Winning Goals (13)
1995-96	Jim Carey	Shutouts (9)
1994-95	Peter Bondra	Goals (34)
1994-95	Peter Bondra	Shorthanded Goals (6)
1990-91	Don Beaupre	Shutouts (5)
1989-90	Mike Liut#	Goals-Against Average (2.53)
1989-90	Mike Liut#	Shutouts (4)
1987-88	Clint Malarchuk	Shutouts (4)
1987-88	Pete Peeters	Goals-Against Average (2.78)
1983-84	Al Jensen*	Shutouts (4)
1983-84	Pat Riffin	Goals-Against Average (2.66)
1983-84	Pat Riffin*	Shutouts (4)

\*Co-leader

#Acquired via trade during the season



Alex Ovechkin has led the NHL in goals in nine of his 19 NHL seasons, an NHL record.

# All-Star History



Tom Wilson made his second career All-Star Game appearance in 2024 in his hometown of Toronto.



Alex Ovechkin scored a goal and added two assists at the 2009 All-Star Game in Montreal.

## CAPITALS SKATERS SELECTED TO THE NHL ALL-STAR GAME

Year	Player	Position	GP	G	A	Pts	PIM
2023-24	Tom Wilson	Right Wing	1	0	0	0	0
2022-23	Alex Ovechkin	Left Wing	1	1	2	3	0
2021-22	Evgeny Kuznetsov	Center	2	1	1	2	0
	Tom Wilson	Right Wing	2	1	0	1	0
	Alex Ovechkin	Left Wing			Did Not Play		
2019-20	T.J. Oshie	Right Wing	1	1	1	2	0
	John Carlson	Defense	1	1	0	1	0
	Alex Ovechkin	Left Wing			Did Not Play		
2018-19	Alex Ovechkin	Left Wing			Did Not Play		
	John Carlson	Defense	1	0	1	1	0
2017-18	Alex Ovechkin	Left Wing	1	1	1	2	0
2016-17	Alex Ovechkin	Left Wing	1	1	0	1	0
2015-16	Nicklas Backstrom	Center	1	0	0	0	0
	Evgeny Kuznetsov	Center	1	1	0	1	0
	Alex Ovechkin (2)	Left Wing			Did Not Play		
2014-15	Alex Ovechkin	Left Wing	1	0	3	3	0
2011-12	Alex Ovechkin	Left Wing			Did Not Play		
	Dennis Wideman	Defense	1	0	1	1	0
2010-11	Alex Ovechkin	Left Wing	1	1	1	2	0
	Mike Green	Defense	1	0	2	2	0
2008-09	Alex Ovechkin	Left Wing	1	1	2	3	0
2007-08	Alex Ovechkin	Left Wing	1	2	0	2	0
2006-07	Alex Ovechkin (2)	Left Wing	1	1	0	1	0
2003-04	Robert Lang	Center	1	0	1	1	0
2002-03	Sergei Gonchar	Defense	1	0	0	0	0
	Jaromir Jagr	Right Wing	1	0	3	3	0
2001-02	Sergei Gonchar	Defense	1	0	1	1	0
	Jaromir Jagr	Right Wing	1	0	0	0	0
2000-01	Sergei Gonchar	Defense	1	0	2	2	0
1998-99	Peter Bondra	Right Wing	1	0	0	0	0
1997-98	Peter Bondra	Right Wing	1	0	1	1	0
1996-97	Peter Bondra	Right Wing	1	0	2	2	0
	Dale Hunter	Center	1	0	0	0	0
1995-96	Peter Bondra	Right Wing	1	0	0	0	0
1993-94	Al Iafrate	Defense	1	0	0	0	0

1992-93	Peter Bondra	Right Wing	1	1	1	2	0
	Al Iafrate	Defense	1	0	0	0	0
1991-92	Randy Burridge	Left Wing	1	1	0	1	0
	Kevin Hatcher	Defense	1	0	1	1	0

## CAPITALS SKATERS SELECTED TO THE NHL ALL-STAR GAME

1990-91	Kevin Hatcher	Defense	1	0	1	1	0
1989-90	Kevin Hatcher	Defense	1	0	1	1	0
1988-89	Mike Ridley	Center	1	1	1	2	0
	Scott Stevens	Defense	1	0	1	1	0
1987-88	Mike Gartner	Right Wing	1	1	0	1	0
1986-87	Rod Langway (4)	Defense	2	0	0	0	0
1985-86	Mike Gartner	Right Wing	1	0	0	0	2
	Rod Langway (2)	Defense	1	0	0	0	0
1984-85	Bob Carpenter (1)	Center	1	0	0	0	0
	Mike Gartner	Right Wing	1	1	0	1	0
	Rod Langway (1)	Defense	1	0	1	1	0
	Scott Stevens (1)	Defense	1	0	0	0	0
1983-84	Rod Langway (1)	Defense	1	0	0	0	0
1982-83	Rod Langway (1)	Defense	1	0	0	0	0
1981-82	Dennis Maruk	Center	1	0	1	1	0
1980-81	Mike Gartner (1)	Right Wing	1	0	0	0	0
1979-80	Robert Picard	Defense	1	0	0	0	0
1978-79	Robert Picard (3)	Defense			Did Not Play		
1977-78	Bob Sirois	Right Wing	1	0	0	0	0
1976-77	Guy Charron	Center	1	0	0	0	0
1975-76	Bill Clement	Center	1	0	0	0	0
1974-75	Denis Dupere	Left Wing	1	0	1	1	0

## CAPITALS GOALTENDERS SELECTED TO THE NHL ALL-STAR GAME

Year	Player	MIN	GA	Saves
2019-20	Braden Holtby	10	4	5
2018-19	Braden Holtby	20	7	23
2017-18	Braden Holtby	8	5	5
2016-17	Braden Holtby	20	3	17
2015-16	Braden Holtby	10	2	8
1999-00	Olie Kolzig	20	0	8
1997-98	Olie Kolzig	20	3	14
1991-92	Don Beaupre	20	6	6
1983-84	Al Jensen (1)	Injured-DNP		

1-Selected to the starting lineup by Professional Hockey Writers Association; 2-Selected to the starting lineup by fan ballot; 3-Selected to NHL Team for Challenge '79 vs. USSR; 4-Played in Rendez-Vous '87 vs. USSR ... \* No All-Star Game was played in 1994-95, 2004-05, 2005-06, 2009-10, 2012-13, 2013-14 or 2020-21

# Capitals All-Star Game

GOALS	ASSISTS	POINTS	APPEARANCES	SELECTIONS
1. Alex Ovechkin ..... 8	1. Alex Ovechkin ..... 10	1. Alex Ovechkin ..... 18	1. Alex Ovechkin..... 8	1. Alex Ovechkin... ..13
2. Mike Gartner ..... 2	2. Peter Bondra..... 4	2. Peter Bondra ..... 5	2. Peter Bondra ..... 5	2. Braden Holtby..... 5
3. John Carlson ..... 2	3. Sergei Gonchar..... 3	3. Evgeny Kuznetsov..... 3	Rod Langway..... 5	Peter Bondra ..... 5
T.J. Oshie ..... 1	Kevin Hatcher ..... 3	Sergei Gonchar ..... 3	Braden Holtby ..... 5	Rod Langway..... 5
Tom Wilson..... 1	Jaromir Jagr..... 3	Kevin Hatcher ..... 3	5. Mike Gartner ..... 4	5. Mike Gartner..... 4
Peter Bondra ..... 1		Jaromir Jagr..... 3	6. Sergei Gonchar ..... 3	6. Sergei Gonchar ..... 3
Mike Ridley..... 1			Kevin Hatcher..... 3	Kevin Hatcher..... 3
Randy Burridge..... 1				

## CAPITALS SELECTED TO THE NHL YOUNGSTARS GAME

Year	Player	Pos.
2008-09	Nicklas Backstrom*	C
2007-08	Nicklas Backstrom	C
2006-07	Mike Green	D
2002-03	Brian Sutherby	C

\* Selected but did not participate



T.J. Oshie made his first All-Star Game appearance in St. Louis in 2020, while John Carlson made his second and Braden Holtby made his fifth.

# Record Book

## TEAM RECORDS – SEASON

<b>MOST POINTS</b>	
121	2009-10 (54-15-13)
120	2015-16 (56-18-8)
118	2016-17 (55-19-8)
<b>At Home</b>	
66	2016-17 (32-7-2)
	2009-10 (30-5-6)
62	2015-16 (29-8-4)
	1999-00 (26-5-8-2)
	1985-86 (30-8-2)
<b>On Road</b>	
58	2015-16 (27-10-4)
56	2021-22 (25-10-6)
55	2009-10 (24-10-7)
<b>FEWEST POINTS</b>	
21	1974-75 (8-67-5)
32	1975-76 (11-59-10)
48	1977-78 (17-49-14)
<b>At Home</b>	
19	1974-75 (7-28-5)
20	1975-76 (6-26-8)
27	1977-78 (10-23-7)
<b>On Road</b>	
2	1974-75 (1-39-0)
12	1975-76 (5-33-2)
19	*1994-95 (7-12-5)
<b>MOST WINS</b>	
56	2015-16 (56-18-8)
55	2016-17 (55-19-8)
54	2009-10 (54-15-13)
<b>At Home</b>	
32	2016-17 (32-7-2)
30	1985-86 (30-8-2)
	2009-10 (30-5-6)
<b>On Road</b>	
27	2015-16 (27-10-4)
25	2021-22 (25-10-6)
24	Twice; most recent 2018-19 (24-15-2)
<b>FEWEST WINS</b>	
8	1974-75 (8-67-5)
11	1975-76 (11-59-10)
17	1977-78 (17-49-14)
<b>At Home</b>	
6	1975-76 (6-26-8)
7	1974-75 (7-28-5)
10	1977-78 (10-23-7)
<b>On Road</b>	
1	1974-75 (1-39-0)
5	1975-76 (5-33-2)
7	Four times; most recent *1994-95 (7-12-5)
<b>FEWEST LOSSES</b>	
15	2009-10 (54-15-13)
18	2015-16 (56-18-8)
	*1994-95 (22-18-8)
	*2012-13 (27-18-3)

<b>At Home</b>	
5	2009-10 (30-5-6)
	1999-00 (26-5-8-2)
6	*1994-95 (15-6-3)
<b>On Road</b>	
10	2021-22 (25-10-6)
	*2019-20 (23-10-3)
	2015-16 (27-10-4)
	2009-10 (24-10-7)
	*2012-13 (12-10-2)
12	2016-17 (23-12-6)
12	*1994-95 (7-12-5)
<b>MOST LOSSES</b>	
67	1974-75 (8-67-5)
59	1975-76 (11-59-10)
49	1977-78 (17-49-14)
<b>At Home</b>	
28	1974-75 (7-28-5)
26	1975-76 (6-26-8)
23	Twice; most recent 1998-99 (16-23-2)
<b>On Road</b>	
39	1974-75 (1-39-0)
33	1975-76 (5-33-2)
27	1976-77 (7-27-6)
<b>MOST TIES</b>	
18	1980-81 (26-36-18)
16	1982-83 (39-25-16)
15	1978-79 (24-41-15)
<b>At Home</b>	
9	1993-94 (17-16-9)
8	Four times; most recent 1999-00 (26-5-8-2)
<b>On Road</b>	
11	1980-81 (10-19-11)
10	1982-83 (17-13-10)
9	1978-79 (9-22-9)
Since 1983-84 (OT established)	
12	1999-00 (44-24-12-2)
	1997-98 (40-30-12)
<b>FEWEST TIES</b>	
5	1983-84 (48-27-5)
	1974-75 (8-67-5)
6	Twice; most recent 1998-99 (31-45-6)
<b>At Home</b>	
2	2002-03 (24-13-2-2)
	1998-99 (16-23-2)
	1985-86 (30-8-2)
	1984-85 (27-11-2)
<b>On Road</b>	
0	1974-75 (1-39-0)
1	1993-94 (22-19-1)
	1992-93 (22-19-1)
<b>MOST OVERTIME GAMES</b>	
28	2013-14 (14-3-11)
25	2010-11 (14-5-6)

24	2009-10 (11-7-6)
<b>At Home</b>	
17	2010-11 (9-2-6)
15	2013-14 (8-3-4)
13	2023-24 (6-3-4)
	2009-10 (7-3-3)
	1999-00 (3-2-8)
<b>On Road</b>	
13	2013-14 (6-0-7)
12	2002-03 (2-4-6)
	2015-16 (8-2-2)
<b>FEWEST OVERTIME GAMES</b>	
9	*1994-95 (0-1-8)
	1989-90 (2-1-6)
	1983-84 (1-3-5)
<b>At Home</b>	
3	1984-85 (1-0-2)
4	Three times; most recent *1994-95 (0-1-3)
<b>On Road</b>	
3	1992-93 (1-1-1)
	1983-84 (0-1-2)
4	1993-94 (2-1-1)
<b>MOST GOALS SCORED</b>	
330	1991-92
325	1992-93
322	1984-85
<b>At Home</b>	
189	1981-82
179	1983-84
173	1984-85
<b>On Road</b>	
162	1992-93
159	1991-92
157	2009-10
<b>FEWEST GOALS SCORED</b>	
136	*1994-95
146	*2012-13
181	1974-75
<b>At Home</b>	
75	*1994-95
76	*2012-13
86	*2020-21
<b>On Road</b>	
61	*1994-95
70	*2012-13
83	1974-75
<b>FEWEST GOALS ALLOWED</b>	
120	*1994-95
130	*2012-13
161	*2020-21
<b>At Home</b>	
48	*1994-95
60	*2012-13
67	2016-17
<b>On Road</b>	
70	*2012-13
72	*1994-95
82	*2020-21

<b>MOST GOALS ALLOWED</b>	
446	1974-75
394	1975-76
338	Twice; most recent 1981-82
<b>At Home</b>	
191	1974-75
171	1975-76
162	1978-79
<b>On Road</b>	
255	1974-75
223	1975-76
186	1981-82
<b>MOST SHUTOUTS</b>	
12	2016-17
10	2014-15
9	2010-11
	1995-96
<b>At Home</b>	
11	2016-17
7	1995-96
	2014-15
<b>On Road</b>	
6	2021-22
5	1998-99
	1983-84
	1997-98
<b>FEWEST SHUTOUTS</b>	
0	Four times; most recent 1986-87
<b>At Home</b>	
0	Eight times; most recent 2017-18
<b>On Road</b>	
0	12 times; most recent *2019-20
<b>On Road</b>	
37	10/9/74 to 3/26/75 (0-37-0)
17	10/28/75 to 1/27/76 (0-17-0)
<b>LONGEST LOSING STREAK</b>	
17	2/18/75 to 3/26/75
13	10/11/81 to 11/11/81
12	12/29/75 to 1/21/76
<b>At Home</b>	
11	2/18/75 to 3/30/75
7	10/14/81 to 11/11/81
	12/29/75 to 1/21/76
<b>On Road</b>	
37	10/9/74 to 3/26/75
17	10/28/75 to 1/27/76
<b>LONGEST SHUTOUT STREAK</b>	
203:52	1/27/84 to 2/3/84
200:04	3/26/96 to 3/31/96
184:04	3/18/95 to 3/25/95
<b>MOST CONSECUTIVE GAMES POSTING A SHUTOUT</b>	
2	14 times; most recent 11/17/21 to 11/20/21

# Record Book

## LONGEST SCORELESS STREAK

181:15 10/25/89 - 10/31/89

## MOST CONSECUTIVE GAMES BEING SHUT OUT

2 15 times; most recent 12/23/17 to 12/27/17

## MOST CONSECUTIVE GAMES WITHOUT BEING SHUTOUT

244 10/31/89 to 11/11/92

### At Home

200 2/12/88 to 3/2/93

### On Road

122 11/5/89 to 11/11/92

## BEST POWER PLAY PERCENTAGE

26.83 \*2012-13 (44-164)

25.32 2014-15 (60-237)

25.23 2009-10 (79-313)

## WORST POWER PLAY PERCENTAGE

12.5 1977-78 (34-272)

12.9 1974-75 (48-372)

## BEST PENALTY KILLING PERCENTAGE

89.2 1997-98 (39-362)

86.4 1983-84 (40-294)

86.2 1999-00 (47-341)

## WORST PENALTY KILLING PERCENTAGE

69.7 1978-79 (83-274)

71.4 1977-78 (73-255)

73.7 1979-80 (65-247)

## MOST POWER-PLAY GOALS

97 1992-93 (445 PP, 21.8)

96 1988-89 (441 PP, 21.8)

94 1987-88 (469 PP, 20.0)

## FEWEST POWER-PLAY GOALS

34 1977-78 (272 PP, 12.5)

38 \*2020-21 (153 PP, 24.8)

39 1976-77 (293 PP, 13.3)

## MOST POWER-PLAY CHANCES

490 2005-06 (72 PPG, 14.7)

469 1987-88 (94 PPG, 20.0)

445 1992-93 (97 PPG, 21.8)

## FEWEST POWER-PLAY CHANCES

153 \*2020-21 (38 PPG, 24.8)

164 \*2012-13 (44 PPG, 26.8)

216 \*2019-20 (42 PPG, 19.4)

## FEWEST POWER-PLAY GOALS ALLOWED

26 \*2020-21 (162 PPA, 84.0)

34 \*1994-95 (220 PPA, 84.6)

36 \*2012-13 (163 PPA, 77.9)

## MOST POWER-PLAY GOALS ALLOWED

116 2005-06 (550 PPA, 78.9)

94 1974-75 (328 PPA, 71.3)

83 Twice, most recent: 1980-81 (318 PPA, 73.9)

## MOST TIMES SHORTHANDED

550 2005-06 (116 PPGA, 78.9)

433 1992-93 (74 PPGA, 82.9)

414 2006-07 (82 PPGA, 80.2)

## FEWEST TIMES SHORTHANDED

162 \*2020-21 (26 PPGA, 84.0)

163 \*2012-13 (36 PPGA, 77.9)

220 \*1994-95 (34 PPGA, 84.6)

## MOST SHORTHANDED GOALS

15 2005-06

14 1997-98

1991-92

## FEWEST SHORTHANDED GOALS

2 Five times; most recent \*2020-21

3 Four times; most recent \*2023-24

## FEWEST SHORTHANDED GOALS ALLOWED

2 1994-95

3 1999-00

1975-76

2016-17

## MOST SHORTHANDED GOALS ALLOWED

18 2005-06

1974-75

17 1983-84

15 Six times; most recent 1991-92

## MOST PENALTY MINUTES

2,204 1989-90

2,007 1993-94

1,932 1981-82

## FEWEST PENALTY MINUTES

516 \*2012-13

527 \*2020-21

628 2023-24

## TEAM RECORDS - GAME

### MOST GOALS

12 2/6/90 in a 12-2 win vs. QUE

1/11/03 in a 12-2 win vs. FLA

### At Home

12 2/6/90 in a 12-2 win vs. QUE

1/11/03 in a 12-2 win vs. FLA

### On Road

10 Three times; most recent

2/13/93 in a 10-3 win @ LA

## MOST GOALS, BOTH TEAMS

18 2/22/81 in an 11-7 loss vs. QUE

### At Home

18 2/22/81 in an 11-7 loss vs. QUE

### On Road

16 Twice; most recent 2/11/93 in a 10-6 win @ STL

## MOST GOALS ALLOWED

14 12/21/75 in a 14-2 loss @ BUF

12 3/15/75 in a 12-1 loss @ PIT

12/14/74 in a 12-1 loss @ BOS

### At Home

11 Four times; most recent 11/13/01 in an 11-5 loss vs. OTT

### On Road

14 12/21/75 in a 14-2 loss @ BUF

## MOST ASSISTS

20 3/3/08 in a 10-2 win vs. BOS

1/11/03 in a 12-2 win vs. FLA

2/6/90 in a 12-2 win vs. QUE

### At Home

20 3/3/08 in a 10-2 win vs. BOS

1/11/03 in a 12-2 win vs. FLA

2/6/90 in a 12-2 win vs. QUE

### On Road

17 2/13/93 in a 10-3 win @ LA

## MOST POINTS

32 1/11/03 in a 12-2 win vs. FLA

2/6/90 in a 12-2 win vs. QUE

### At Home

32 1/11/03 in a 12-2 win vs. FLA

2/6/90 in a 12-2 win vs. QUE

### On Road

27 2/13/93 in a 10-3 win @ LA

## MOST UNANSWERED GOALS

9 Six times; most recent 1/11/03

in a 12-2 win vs. FLA

### At Home

9 Six times; most recent 1/11/03

in a 12-2 win vs. FLA

### On Road

8 Twice; most recent 10/29/91 in an 8-0 win @ PIT

## MOST UNANSWERED GOALS ALLOWED

11 4/2/77 in an 11-0 loss @ MTL

10 2/12/77 in a 10-0 loss @ TOR

1/4/75 in a 10-0 loss @ MTL

## BIGGEST WINNING MARGIN

10 2/6/90 in a 12-2 win vs. QUE

1/11/03 in a 12-2 win vs. FLA

9 Four times; most recent 2/3/99 in a 10-1 win vs. TB

### At Home

10 2/6/90 in a 12-2 win vs. QUE

1/11/03 in a 12-2 win vs. FLA

9 Four times; most recent 2/3/99 in a 10-1 win vs. TB

### On Road

8 10/29/91 in an 8-0 win @ PIT

1/28/84 in an 8-0 win @ TOR

## BIGGEST WINNING MARGIN, SHUTOUT

9 3/12/96 in a 9-0 win vs. VAN

### At Home

9 3/12/96 in a 9-0 win vs. VAN

### On Road

8 10/29/91 in an 8-0 win @ PIT

1/28/84 in an 8-0 win @ TOR

## BIGGEST LOSING MARGIN

12 12/21/75 in 14-2 loss @ BUF

11 Three times; most recent

4/2/77 in an 11-0 loss @ MTL

### At Home

10 11/10/74 in an 11-1 loss vs. MTL

### On Road

12 12/21/75 in 14-2 loss @ BUF

11 Three times; most recent

4/2/77 in an 11-0 loss @ MTL

## BIGGEST LOSING MARGIN, SHUTOUT

11 4/2/77 in an 11-0 loss @ MTL

### At Home

8 3/4/75 in an 8-0 loss vs. BOS

### On Road

11 4/2/77 in an 11-0 loss @ MTL

10 2/12/77 in a 10-0 loss @ TOR

1/4/75 in a 10-0 loss @ MTL

## HIGHEST TIE SCORE

7-7 10/25/85 @ WPG

11/26/80 @ DET

## SCORELESS TIE

0-0 4/5/02 vs. OTT

10/30/98 @ CGY

12/10/88 @ MTL

## MOST POWER-PLAY GOALS

7 3/13/87 in a 10-2 win vs. TOR

\* The 2012-13 season and 1994-95 season were shortened to 48 games. The 2019-20 season was reduced to 69 games due to the COVID-19 pandemic. The 2020-21 season was reduced to 56 games due to the COVID-19 pandemic.

# Record Book

## MOST POWER-PLAY GOALS, BOTH TEAMS

8 Three times; most recent 3/13/87 (10-2 win vs. TOR)

## MOST POWER-PLAY GOALS ALLOWED

5 Three times; most recent 3/23/03 in a 6-0 loss @ VAN

## MOST SHORTHANDED GOALS

3 Three times; most recent 1/10/92 in a 7-4 win vs. LA

## MOST SHORTHANDED GOALS, BOTH TEAMS

4 12/15/83 in a 9-4 loss @ PHI

## MOST SHORTHANDED GOALS ALLOWED

3 Five times; most recent 4/7/06 in a 4-3 loss vs. CAR

## MOST PENALTY MINUTES

177 12/21/80 in a 6-0 win @ PHI

### At Home

147 2/10/91 in a 5-2 win vs. PHI

### On Road

177 12/21/80 in a 6-0 win @ PHI

## MOST PENALTY MINUTES, BOTH TEAMS

344 12/21/80 in a 6-0 win @ PHI

### At Home

304 2/10/91 in a 5-2 win vs. PHI

### On Road

344 12/21/80 in a 6-0 win @ PHI

## MOST PENALTY MINUTES, OPPONENT

167 12/21/80 in a 6-0 win @ PHI

### At Home

157 2/10/91 in a 5-2 win vs. PHI

### On Road

167 12/21/80 in a 6-0 win @ PHI

## FEWEST PENALTY MINUTES, BOTH TEAMS

0 3/6/14 in a 3-0 loss @ BOS

### At Home

2 five times; most recent 4/15/24 in a 2-0 win vs. BOS

### On Road

0 3/6/14 in a 3-0 loss @ BOS

## MOST SHOTS

58 3/20/19 (4-5 OT loss vs. TB)

55 12/18/05 (3-2 loss vs. FLA)

53 12/11/81 (11-2 win vs. TOR)

### At Home

58 3/20/19 (4-5 OT loss vs. TB)

55 12/18/05 (3-2 loss vs. FLA)

53 12/11/81 (11-2 win vs. TOR)

## On Road

52 12/9/95 (2-2 tie @ BUF)

## MOST SHOTS, BOTH TEAMS

97 4/15/06 (2-1 SO win at FLA)

96 2/27/92 (7-3 loss at STL)

### At Home

89 12/18/05 (3-2 loss vs. FLA)

86 3/20/19 (4-5 OT loss vs. TB)

### On Road

97 4/15/06 (2-1 SO win at FLA)

96 2/27/92 (7-3 loss at STL)

## MOST SHOTS ALLOWED

65 3/15/75 in a 12-1 loss at PIT

### At Home

54 12/19/75 in a 7-5 loss vs. PHI

1/4/89 in a 3-3 tie vs. NYR

3/3/00 in a 2-2 tie vs. DET

### On Road

65 3/15/75 in a 12-1 loss at PIT

## FEWEST SHOTS

7 2/12/78 in a 4-1 loss at PHI

### At Home

13 Three times, most recent 1/25/04 in a 4-1 loss vs. PHI

### On Road

7 2/12/78 in a 4-1 loss at PHI

## FEWEST SHOTS, BOTH TEAMS

29 12/11/90 in a 4-1 win vs. PHI

### At Home

29 12/11/90 in a 4-1 win vs. PHI

### On Road

30 11/27/98 in a 4-0 loss at DAL

## FEWEST SHOTS ALLOWED

10 10/13/08 in a 5-1 win vs. VAN

11 Twice, most recent 1/4/2014 in a 5-3 loss at MIN

### At Home

10 10/13/08 in a 5-1 win vs. VAN

11 11/3/95 in a 3-2 loss vs. FLA

### On Road

11 1/4/14 in a 5-3 loss at MIN

## BIGGEST COMEBACK WIN

### At Home

4 12/15/79 in a 5-4 win vs. NYR

### On Road

4 10/25/19 in a 6-5 shootout win at VAN  
12/23/08 in a 5-4 OT win at NYR  
10/23/91 in a 6-5 win at EDM  
2/2/86 in a 5-4 win at HFD

## TEAM RECORDS – PERIOD

### MOST GOALS

8 2/3/99 in a 10-1 win vs. TB

### At Home

8 2/3/99 in a 10-1 win vs. TB

### On Road

7 2/13/93 in a 10-3 win at LA

### MOST GOALS, BOTH TEAMS

9 Seven times; most recent 1/16/17 in a 8-7 OT loss at PIT

### At Home

9 Three times; most recent 2/3/99 in a 10-1 win vs. TB

### On Road

9 Four times; most recent 1/16/17 in an 8-7 OT loss at PIT

### MOST GOALS ALLOWED

8 12/21/75 in a 14-2 loss at Buffalo

### At Home

6 Three times; most recent 12/23/81 in a 7-4 loss vs. BOS

### On Road

8 12/21/75 in a 14-2 loss at Buffalo

### MOST POINTS

22 2/3/99 in a 10-1 win vs. TB

### At Home

22 2/3/99 in a 10-1 win vs. TB

### On Road

20 2/13/93 in a 10-3 win at LA

### MOST PENALTY MINUTES

137 11/21/98 in a 5-4 OT loss at BOS

### At Home

111 3/27/82 in a 4-4 tie vs. PHI

### On Road

137 11/21/98 in a 5-4 OT loss at BOS

### MOST PENALTY MINUTES, BOTH TEAMS

264 11/21/98 in a 5-4 OT loss at BOS

### At Home

222 3/27/82 in a 4-4 tie vs. PHI

### On Road

264 11/21/98 in a 5-4 OT loss at BOS

### MOST SHOTS

27 11/23/01 in a 6-2 win vs. NYR

26 12/18/10 in a 3-2 loss at BOS

### At Home

27 11/23/01 in a 6-2 win vs. NYR

### On Road

26 12/18/10 in a 3-2 loss at BOS

25 12/20/08 in a 7-1 loss at PHI

24 4/15/06 in a 2-1 SO win at FLA

## FEWEST SHOTS

1 31 times; most recent 2/28/21 in a 3-2 win at NJ

### At Home

1 Nine times; most recent 3/31/15 in a 4-2 win vs. CAR

### On Road

1 21 times; most recent 2/28/21 in a 3-2 win at NJ

## MOST SHOTS, BOTH TEAMS

39 10/4/18 in a 6-7 OT loss at PIT

### At Home

38 12/11/81 in an 11-2 win vs. TOR

### On Road

39 10/4/18 in a 6-7 OT loss at PIT

## FEWEST SHOTS, BOTH TEAMS

4 12/11/90 in a 3-1 loss vs. PHI

12/12/97 in a 6-4 loss at ANA  
4/9/00 in a 1-1 tie vs. BUF

### At Home

4 12/11/90 in a 3-1 loss vs. PHI  
4/9/00 in a 1-1 tie vs. BUF

### On Road

4 12/12/97 in a 6-4 loss at ANA

## MOST SHOTS ALLOWED

28 10/20/05 in a 3-2 loss at FLA

27 11/30/21 in a 5-4 loss at FLA

1/13/07 in a 7-3 loss at FLA

3/15/75 in a 12-1 loss at PIT

### At Home

24 10/22/05 in a 4-0 loss vs. BUF

### On Road

28 10/20/05 in a 3-2 loss at FLA

27 11/30/21 in a 5-4 loss at FLA

1/13/07 in a 7-3 loss at FLA

3/15/75 in a 12-1 loss at PIT

## FEWEST SHOTS ALLOWED

0 3/17/09 in a 3-0 win at FLA

2/15/03 in a 2-1 win at FLA

2/24/94 in a 2-1 win at FLA

12/26/75 in a 1-1 tie vs. MNS

### At Home

0 12/26/75 in a 1-1 tie vs. MNS

### On Road

0 3/17/09 in a 3-0 win at FLA

2/15/03 in a 2-1 win at FLA

2/24/94 in a 2-1 win at FLA

## TEAM RECORDS – FASTEST GOALS

### FASTEST GOAL, START OF A GAME

0:08 Alexander Semin, 11/11/09 in a 5-4 shootout win vs. NYI  
Gaetan Duchesne, 3/14/87 in a 3-3 tie at STL

# Record Book

## FASTEST GOAL AGAINST, START OF A GAME

0:08 Greg Paslawski, 10/29/85 in a 6-3 win vs. STL

## FASTEST GOAL, START OF A PERIOD

0:05 Bengt-Ake Gustafsson, 1/18/83 in a 4-1 win vs. PHI

## FASTEST GOAL AGAINST, START OF A PERIOD

0:06 Dan Maloney, 1/11/78 in a 6-3 loss vs. DET

## FASTEST GOAL, START OF OVERTIME

0:06 Alex Ovechkin, 12/15/06 in a 3-2 win at ATL

## FASTEST TWO GOALS, BOTH TEAMS

0:02 Max Domi (MTL) and Joel Armia (MTL), 11/1/18 in a 6-4 loss at MTL

0:06 Valeri Kamensky (NYR) and Peter Bondra (WSH), 11/9/00 in a 5-3 Loss vs. NYR

0:07 Twice; most recent Chris Valentine (WSH) and Glenn Anderson (EDM), 11/2/83 in an 11-3 loss at EDM

## FASTEST TWO GOALS, CAPITALS PLAYER

0:10 Stephen Leach, 11/23/90 in a 7-3 win vs. PIT

## FASTEST TWO GOALS, CAPITALS TEAM

0:06 Gaetan Duchesne and Mark Taylor, 10/27/85 in a 4-2 win at CHI  
Mike Ridley and Kelly Miller, 11/14/87 in a 4-1 win vs. MNS  
Jeff Halpern and Chris Simon, 11/10/01 in a 3-0 win vs ATL

## FASTEST TWO GOALS, OPPOSING TEAM

0:02 Max Domi (MTL) and Joel Armia (MTL), 11/1/18 in a 6-4 loss at MTL

## FASTEST THREE GOALS, BOTH TEAMS

0:21 Michal Pivonka (WSH), Stephen Leach (WSH) and Stephen Leach (WSH), 11/23/90 in a 7-3 win vs. PIT

## FASTEST THREE GOALS, CAPITALS PLAYER

2:06 Peter Bondra, 2/5/94 in a 6-4 win vs. TBL

## FASTEST THREE GOALS, CAPITALS TEAM

0:21 Michal Pivonka and Stephen Leach (2), 11/23/90 in a 7-3 win vs. PIT

## FASTEST THREE GOALS, OPPOSING TEAM

0:29 Larry Murphy and Kevin Stevens (2), 1/26/93 in a 6-3 loss at PIT

## FASTEST FOUR GOALS, BOTH TEAMS

1:16 Dainius Zubrus (WSH), Alex Semin (WSH), Ryan Bayda (CAR) and Robert Lang (WSH), 11/12/03 in a 7-1 win vs. CAR

## FASTEST FOUR GOALS, CAPITALS PLAYER

4:12 Peter Bondra, 2/5/94 in a 6-3 win vs. TBL

## FASTEST FOUR GOALS, CAPITALS TEAM

1:56 Garry Galley, David Jensen (2), Ed Kastelic, 3/13/87 in a 10-2 win vs. TOR

## FASTEST FOUR GOALS, OPPOSING TEAM

1:37 Yvon Lambert, Steve Shutt, Guy Lapointe and Bob Gainey, 4/2/77 in an 11-0 loss at MTL

## FASTEST FIVE GOALS, BOTH TEAMS

2:10 Pierre Lacroix (QUE), Anton Stastny (QUE), Jacques Richard (QUE, 2) and Rick Green (WSH), 2/22/81 in an 11-7 loss vs. QUE

## FASTEST FIVE GOALS, CAPITALS PLAYER

24:46 Peter Bondra, 2/5/94 in a 6-3 win vs. TB

## FASTEST FIVE GOALS, CAPITALS TEAM

3:03 Mike Gartner, Garry Galley, David Jensen (2) and Ed Kastelic, 3/13/87 in a 10-2 win vs. TOR

## FASTEST FIVE GOALS, OPPOSING TEAM

2:42 Peter Stastny, Pierre Lacroix, Anton Stastny and Jacques Richard (2), 2/22/81 in an 11-7 loss vs. QUE

## INDIVIDUAL – CAREER

### MOST SEASONS

19 Alex Ovechkin  
17 Nicklas Backstrom  
16 Olie Kolzig  
15 John Carlson  
15 Calle Johansson

### MOST GAMES PLAYED

1,426 Alex Ovechkin  
1,105 Nicklas Backstrom  
1,009 John Carlson

## By Defenseman

1,009 John Carlson  
983 Calle Johansson  
726 Rod Langway

## MOST POINTS

1,550 Alex Ovechkin  
1,033 Nicklas Backstrom  
825 Peter Bondra

## By Defenseman

674 John Carlson  
474 Calle Johansson  
429 Scott Stevens

## MOST GOALS

853 Alex Ovechkin  
472 Peter Bondra  
397 Mike Gartner

## By Defenseman

151 John Carlson  
149 Kevin Hatcher  
144 Sergei Gonchar

## MOST ASSISTS

762 Nicklas Backstrom  
697 Alex Ovechkin  
523 John Carlson

## By Defenseman

523 John Carlson  
361 Calle Johansson  
331 Scott Stevens

## MOST POWER-PLAY GOALS

312 Alex Ovechkin  
137 Peter Bondra  
98 Mike Gartner

## By Defenseman

53 Sergei Gonchar  
52 Mike Green  
51 Calle Johansson

## MOST SHORTHANDED GOALS

32 Peter Bondra  
17 Mike Ridley  
Bengt Gustafsson

## By Defenseman

5 Sylvain Cote  
Kevin Hatcher  
4 Calle Johansson

## MOST GAME-WINNING GOALS

129 Alex Ovechkin  
73 Peter Bondra  
54 Mike Gartner

## By Defenseman

32 John Carlson  
24 Kevin Hatcher  
20 Mike Green

## MOST OVERTIME GOALS

26 Alex Ovechkin  
9 Nicklas Backstrom  
8 Evgeny Kuznetsov  
Mike Green

## By Defenseman

8 Mike Green  
5 Dmitry Orlov

## MOST HAT TRICKS

30 Alex Ovechkin  
19 Peter Bondra  
13 Mike Gartner

## By Defenseman

1 Erik Gustafsson  
Sergei Gonchar  
Kevin Hatcher

## BEST PLUS-MINUS RATING

+116 Rod Langway  
+104 Dmitry Orlov  
+90 Scott Stevens

## MOST PENALTY MINUTES

2,003 Dale Hunter  
1,628 Scott Stevens  
1,432 Tom Wilson

## By Defenseman

1,628 Scott Stevens  
1,035 Brendan Witt  
999 Kevin Hatcher

## GOALTENDER – CAREER

### MOST SEASONS

16 Olie Kolzig  
10 Braden Holtby

### MOST GAMES PLAYED

711 Olie Kolzig  
468 Braden Holtby  
269 Don Beaupre

### MOST MINUTES

41,260 Olie Kolzig  
26,828 Braden Holtby  
15,186 Don Beaupre

### MOST WINS

301 Olie Kolzig  
282 Braden Holtby  
128 Don Beaupre

### MOST LOSSES

293 Olie Kolzig  
122 Braden Holtby  
96 Don Beaupre

### MOST TIES

63 Olie Kolzig  
27 Don Beaupre  
21 Bernie Wolfe

### HIGHEST POINT PERCENTAGE (min. 50 games)

.694 Jose Theodore (62-24-12)  
.678 Braden Holtby (282-122-46)  
.655 Semyon Varlamov (30-13-12)

# Record Book

## MOST SHUTOUTS

- 35 Olie Kolzig
- 35 Braden Holtby
- 14 Jim Carey

## LOWEST GAA

- 2.29 Philipp Grubauer
- 2.37 Jim Carey
- 2.53 Braden Holtby

## MOST GOALS AGAINST

- 1,860 Olie Kolzig
- 1,133 Braden Holtby
- 773 Don Beaupre

## HIGHEST SAVE PERCENTAGE

- .923 Philipp Grubauer
- .916 Braden Holtby
- .910 Michal Neuvirth

## MOST SHOTS FACED

- 19,873 Olie Kolzig
- 13,486 Braden Holtby
- 6,809 Don Beaupre

## MOST SAVES MADE

- 18,013 Olie Kolzig
- 12,353 Braden Holtby
- 6,036 Don Beaupre

## MOST ASSISTS

- 17 Olie Kolzig
- 11 Braden Holtby
- 9 Mike Palmateer

## MOST PENALTY MINUTES

- 114 Don Beaupre
- 107 Olie Kolzig
- 44 Al Jensen

## INDIVIDUAL – SEASON

### MOST POINTS

- 136 Dennis Maruk (1981-82)
- 112 Alex Ovechkin (2007-08)
- 110 Alex Ovechkin (2008-09)

### By Defenseman

- 81 Larry Murphy (1986-87)

### By Rookie

- 106 Alex Ovechkin (2005-06)
- 69 Nicklas Backstrom (2007-08)

### MOST GOALS

- 65 Alex Ovechkin (2007-08)
- 60 Dennis Maruk (1981-82)
- 56 Alex Ovechkin (2008-09)

### By Defenseman

- 34 Kevin Hatcher (1992-93)

### By Rookie

- 52 Alex Ovechkin (2005-06)

### At Home

- 34 Alex Ovechkin (2008-09)
- 32 Alex Ovechkin (2007-08)

## On Road

- 33 Alex Ovechkin (2007-08)

## MOST ASSISTS

- 76 Dennis Maruk (1981-82)
- 69 Adam Oates (2000-01)
- 68 Nicklas Backstrom (2009-10)

### By Defenseman

- 61 Scott Stevens (1988-89)

### By Rookie

- 55 Nicklas Backstrom (2007-08)

## MOST POWER-PLAY GOALS

- 25 Alex Ovechkin (2014-15)
- 24 Alex Ovechkin (2013-14)
- 22 Alex Ovechkin (2007-08)
- Peter Bondra (2000-01)

### By Defenseman

- 18 Mike Green (2008-09)
- 16 Scott Stevens (1984-85)

### By Rookie

- 21 Alex Ovechkin (2005-06)

## MOST SHORTHANDED GOALS

- 7 Mike Gartner (1986-87)

### By Defenseman

- 2 Six times; most recent Sylvain Cote (1993-94)

### By Rookie

- 4 Jeff Halpern (1999-00)

## MOST GAME-WINNING GOALS

- 13 Peter Bondra (1997-98)
- 11 Alex Ovechkin (2014-15)
- Alex Ovechkin (2010-11)
- Alex Ovechkin (2007-08)
- Mike Gartner (1984-85)

### By Defenseman

- 6 John Carlson (2019-20)
- Kevin Hatcher (1992-93)

### By Rookie

- 5 Alex Ovechkin (2005-06)
- Chris Valentine (1981-82)

## MOST OVERTIME GOALS

- 3 Dylan Strome (2023-24)
- Alex Ovechkin (2017-18)
- Alex Ovechkin (2013-14)
- Alex Ovechkin (2010-11)
- Mike Green (2007-08)

## HIGHEST SHOOTING PERCENTAGE (min.

### 50 games)

- 26.7 Mathieu Perreault (2011-12)
- 26.3 Craig Laughlin (1985-86)
- 26.2 Wes Jarvis (1979-80)

## MOST PENALTY MINUTES

- 339 Alan May (1989-90)
- 305 Craig Berube (1993-94)
- 291 Neil Sheehy (1989-90)

## By Defenseman

- 291 Neil Sheehy (1989-90)

## By Rookie

- 339 Alan May (1989-90)

## BEST PLUS-MINUS RATING

- +50 Jeff Schultz (2009-10)
- +45 Alex Ovechkin (2009-10)
- +39 Mike Green (2009-10)

## MOST SHOTS ON GOAL

- 528 Alex Ovechkin (2008-09)
- 446 Alex Ovechkin (2007-08)
- 425 Alex Ovechkin (2005-06)

## MOST HAT TRICKS

- 4 Five times; most recent Alex Ovechkin (2019-20)

### By Defenseman

- 1 Erik Gustafsson (2022-23)
- Sergei Gonchar (1999-00)
- Kevin Hatcher (1992-93)

### By Rookie

- 2 Tony White (1975-76)
- 1 Seven times; most recent Alex Ovechkin (2005-06)

## MOST CONSECUTIVE GAMES WITH A POINT

- 17 Mike Gartner, 10/13/84 to 11/21/84, 12-16-28
- Mike Gartner, 2/26/81 to 4/2/81, 17-7-24

### By Defenseman

- 10 Al Iafate, 11/25/92 to 12/12/92, 8-14-22
- Robert Picard, 12/17/78 to 1/9/79, 7-12-19

### By Rookie

- 11 Alex Ovechkin, 3/18/06 to 4/7/06, 5-12-17

## MOST CONSECUTIVE GAMES WITH A POINT TO BEGIN A CAREER

- 8 Alex Ovechkin, 10/5/05 to 10/20/05, 6-4-10

## MOST CONSECUTIVE GAMES WITH A GOAL

- 9 Mike Gartner, 1/17/87 to 2/1/87, 12 goals
- Alan Haworth, 10/25/85 to 11/12/85, 11 goals

### By Defenseman

- 8 Mike Green, 1/27/09 to 2/14/09, 10 goals

### By Rookie

- 7 Alex Ovechkin, 2/10/06 to 3/8/06, 8 goals

## MOST CONSECUTIVE GAMES WITH AN ASSIST

- 11 Adam Oates, 2/6/02 to 3/10/02, 13 assists

## MOST CONSECUTIVE GAMES PLAYED

- 542 Karl Alzner, 2/11/10 to 4/9/17

## GOALTENDER – SEASON

### MOST GAMES PLAYED

- 73 Braden Holtby (2014-15)
- 73 Olie Kolzig (1999-00)
- 72 Olie Kolzig (2000-01)

### MOST MINUTES

- 4,371 Olie Kolzig (1999-00)
- 4,279 Olie Kolzig (2000-01)
- 4,247 Braden Holtby (2014-15)

### MOST WINS

- 48 Braden Holtby (2015-16)
- 42 Braden Holtby (2016-17)
- 41 Braden Holtby (2014-15)
- 41 Olie Kolzig (1999-00)

### MOST LOSSES

- 36 Ron Low (1974-75)
- 35 Olie Kolzig (2003-04)
- 31 Olie Kolzig (1998-99)
- Ron Low (1975-76)

### MOST TIES

- 11 Olie Kolzig (1999-00)
- 10 Olie Kolzig (1997-98)
- Wayne Stephenson (1979-80)

### HIGHEST WINNING PERCENTAGE

- .727 Braden Holtby (2015-16)
- .666 Braden Holtby (2016-17)
- .638 Braden Holtby (2012-13)

### MOST SHUTOUTS

- 9 Braden Holtby (2014-15)
- Braden Holtby (2016-17)
- Jim Carey (1995-96)
- 6 Charlie Lindgren (2023-24)
- Olie Kolzig (2001-02)

### LOWEST GAA (min. 20 games)

- 2.04 Philipp Grubauer (2016-17)
- 2.07 Braden Holtby (2016-17)
- 2.13 Jim Carey (1994-95)

### MOST GOALS AGAINST

- 235 Ron Low (1974-75)
- 208 Ron Low (1975-76)
- 206 Olie Kolzig (2005-06)
- Dave Parro (1981-82)



# Record Book

## HIGHEST SAVE PERCENTAGE (min. 20 games)

- .926 Philipp Grubauer (2016-17)
- .925 Braden Holtby (2016-17)
- .924 Semyon Varlamov (2010-11)

## MOST SHOTS FACED

- 2,044 Braden Holtby (2014-15)
- 1,987 Olie Kolzig (2005-06)
- 1,977 Olie Kolzig (2001-02)

## MOST SAVES MADE

- 1,887 Braden Holtby (2014-15)
- 1,794 Olie Kolzig (1999-00)
- 1,785 Olie Kolzig (2001-02)

## MOST ASSISTS

- 8 Mike Palmateer (1980-81)
- 4 Pete Peeters (1986-87)
- 3 Four times; most recent: Jose Theodore (2008-09)

## MOST PENALTY MINUTES

- 30 Don Beaupre (1991-92)
- 24 Don Beaupre (1989-90)
- 22 Al Jensen (1983-84)

## MOST CONSECUTIVE GAMES STARTED

- 25 Braden Holtby, 2/17/15 to 4/11/15 (15-8-1)
- 22 Wayne Stephenson, 2/23/80 to 4/5/80 (10-8-4)
- 21 Braden Holtby, 12/2/14 to 1/16/15 (14-3-4)

## LONGEST WINNING STREAK

- 10 Jose Theodore, 1/13/10 to 2/7/10
- Pat Riggan, 1/27/84 to 2/18/84

## LONGEST UNBEATEN STREAK

- 23 Jose Theodore, 1/13/10 to 4/9/10 (20-0-3)
- 22 Braden Holtby, 11/12/15 to 1/14/16 (20-0-2)

## LONGEST SHUTOUT STREAK

- 203:52 Pat Riggan, 1/27/84 to 2/3/84
- 200:04 Jim Carey, 3/26/96 to 3/31/96
- 184:04 Jim Carey, 3/18/95 to 3/25/95

## INDIVIDUAL – GAME

### MOST POINTS

- 7 Jaromir Jagr, 1/11/03 in a 12-2 win vs. FLA
- Dino Ciccarelli, 3/18/89 in an 8-2 win at HFD

### At Home

- 7 Jaromir Jagr, 1/11/03 in a 12-2 win vs. FLA

## On Road

- 7 Dino Ciccarelli, 3/18/89 in an 8-2 win at HFD

## By Defenseman

- 5 Scott Stevens, 12/6/87 in a 10-3 win vs. LA
- Greg Theberge, 11/21/81 in a 10-4 win vs. PHI
- Robert Picard, 3/8/80 in a 9-5 win vs. HFD

## By Rookie

- 5 Greg Theberge, 11/21/81 in a 10-4 win vs. PHI

## MOST GOALS

- 5 Peter Bondra, 2/5/94 in a 6-3 win vs. TB
- Bengt Gustafsson, 1/8/84 in a 7-1 win at PHI
- 4 21 times; most recent Alex Ovechkin, 10/7/17 in a 6-1 win vs. MTL

## At Home

- 5 Peter Bondra, 2/5/94 in a 6-3 win vs. TB

## On Road

- 5 Bengt Gustafsson, 1/8/84 in a 7-1 win at PHI

## By Defenseman

- 3 Erik Gustafsson, 12/17/22 in a 5-2 win vs. TOR
- Sergei Gonchar, 1/4/00 in a 6-1 win vs. MTL
- Kevin Hatcher, 1/13/93 in a 5-4 loss at NYR

## By Rookie

- 4 Jaroslav Svejksky, 4/13/97 in an 8-3 win at BUF
- Chris Valentine, 2/27/82 in a 7-1 win vs. HFD
- Bob Carpenter, 2/25/82 in a 9-1 win vs. STL

## MOST ASSISTS

- 6 Mike Ridley, 1/7/89 in a 6-3 win vs. CHI

## By Defenseman

- 5 Scott Stevens, 12/6/87 in a 10-3 win vs. LA

## By Rookie

- 4 Nicklas Backstrom, 1/21/08 in a 6-5 SO win at PIT
- Nicklas Backstrom, 1/19/08 in a 5-3 win vs. FLA
- Rolf Edberg, 3/10/79 in a 7-5 win vs. STL

## MOST PENALTY MINUTES

- 35 Todd Krygier, 1/26/92 in a 6-4 win vs. PIT

## MOST SAVES

- 52 Olie Kolzig, 3/3/00 in a 2-2 tie vs. DET
- Michel Belhumeur, 12/7/74 in an 8-2 loss at STL

## INDIVIDUAL – PERIOD

### MOST POINTS

- 4 19 times; most recent, Alexander Semin, 11/11/10 in an 6-3 win vs. TBL

### MOST GOALS

- 4 Peter Bondra, 2/5/94 in a 6-3 win vs. TB

### MOST ASSISTS

- 4 Six times; most recent Adam Oates, 1/6/98 in a 5-3 win vs. TOR

### MOST PENALTY MINUTES

- 35 Todd Krygier, 1/26/92 in a 6-4 win vs. PIT



# PLAYOFF HISTORY

## Playoff History

### YEAR-BY-YEAR PLAYOFF RECORDS

Year	Series	W	L	GP	W	L	GF	GA	Result
2023-24	1	0	1	4	0	4	7	15	Reached First Round
2021-22	1	0	1	6	2	4	19	20	Reached First Round
2020-21	1	0	1	5	1	4	10	16	Reached First Round
2019-20	1	0	1	8	2	5	13	23	Reached First Round
2018-19	1	0	1	7	3	4	20	21	Reached First Round
2017-18	4	4	0	24	16	8	86	61	Won Stanley Cup
2016-17	2	1	1	13	7	6	36	36	Reached Second Round
2015-16	2	1	1	12	6	6	29	22	Reached Second Round
2014-15	2	1	1	14	7	7	28	28	Reached Second Round
2012-13	1	0	1	7	3	4	12	16	Reached ECOF
2011-12	2	1	1	14	7	7	29	30	Reached ECSF
2010-11	2	1	1	9	4	5	23	24	Reached ECSF
2009-10	1	0	1	7	3	4	22	20	Reached ECOF
2008-09	2	1	1	14	7	7	41	38	Reached ECSF
2007-08	1	0	1	7	3	4	20	23	Reached ECOF
2002-03	1	0	1	6	2	4	15	14	Reached ECOF
2000-01	1	0	1	6	2	4	10	14	Reached ECOF
1999-00	1	0	1	5	1	4	8	17	Reached ECOF
1997-98	4	3	1	21	12	9	53	44	Reached SCF
1995-96	1	0	1	6	2	4	17	21	Reached ECOF
1994-95	1	0	1	7	3	4	26	29	Reached ECOF
1993-94	2	1	1	11	5	6	32	32	Reached ECSF
1992-93	1	0	1	6	2	4	22	23	Reached DSF
1991-92	1	0	1	7	3	4	27	25	Reached DSF
1990-91	2	1	1	11	5	6	29	35	Reached DF
1989-90	3	2	1	15	8	7	49	48	Reached CF
1988-89	1	0	1	6	2	4	19	25	Reached DSF
1987-88	2	1	1	14	7	7	54	50	Reached DF
1986-87	1	0	1	7	3	4	19	19	Reached DSF
1985-86	2	1	1	9	5	4	36	24	Reached DF
1984-85	1	0	1	5	2	3	12	14	Reached DSF
1983-84	2	1	1	8	4	4	28	25	Reached DF
1982-83	1	0	1	4	1	3	11	19	Reached DSF
<b>33-Year Totals</b>	<b>51</b>	<b>20</b>	<b>31</b>	<b>305</b>	<b>140</b>	<b>164</b>	<b>862</b>	<b>871</b>	

\*Note: Shootout loss occurred in 2019-20 at Tampa Bay

### ALL-TIME PLAYOFF RECORD VS. OPPONENTS – SERIES

Opponent	Series	W	L	Last Meeting	Round	Result
Boston	4	2	2	2020-21	ECFR	L, 1-4
Buffalo	1	1	0	1997-98	ECF	W, 4-2
Carolina	1	0	1	2018-19	ECFR	L, 3-4
Columbus	1	1	0	2017-18	ECFR	W, 4-2
Detroit	1	0	1	1997-98	SCF	L, 0-4
Florida	1	0	1	2021-22	ECFR	L, 2-4
Montreal	1	0	1	2009-10	ECOF	L, 3-4
New Jersey	2	1	1	1989-90	ECOF	W, 4-2
NY Islanders	8	2	6	2019-20	ECFR	L, 4-1
NY Rangers	10	4	6	2023-24	ECFR	L, 0-4
Ottawa	1	1	0	1997-98	ECSF	W, 4-1
Philadelphia	5	3	2	2019-20	ECOR	W, 4-2
Pittsburgh	11	2	9	2017-18	ECSR	W, 4-2
Tampa Bay	7	3	1	2019-20	ECOR	W, 4-3
Toronto	1	1	0	2016-17	ECFR	W, 4-2
Vegas	1	1	0	2017-18	SCF	W, 4-1

### ALL-TIME PLAYOFF RECORD VS. OPPONENTS – GAMES

Opponent	Total					Home					Away				
	GP	W	L	GF	GA	GP	W	L	GF	GA	GP	W	L	GF	GA
Boston	23	10	13	49	60	12	4	8	26	35	11	6	5	23	25
Buffalo	6	4	2	13	11	3	1	2	4	6	3	3	0	9	5
Carolina	7	3	4	20	21	4	3	1	17	9	3	0	3	3	12
Columbus	6	4	2	24	18	3	1	2	11	12	3	3	0	13	6
Detroit	4	0	4	7	13	2	0	2	2	6	2	0	2	5	7
Florida	6	2	4	19	20	3	1	2	11	8	3	1	2	8	12
Montreal	7	3	4	22	20	4	1	3	10	12	3	2	1	12	8
New Jersey	13	7	6	44	43	7	3	4	15	17	6	4	2	29	26
NY Islanders	42	17	25	112	131	23	10	13	61	74	19	7	12	51	57
NY Rangers	59	28	31	151	149	29	18	11	72	60	30	10	20	79	89
Ottawa	5	4	1	18	7	3	3	0	13	3	2	1	1	5	4
Philadelphia	30	16	14	100	87	16	10	6	53	45	14	6	8	47	42
Pittsburgh	68	28	40	195	214	35	16	19	91	98	32	12	21	104	116
Tampa Bay	18	6	11	50	47	8	1	7	16	24	10	5	4	34	23
Toronto	6	4	2	18	16	3	2	1	8	7	3	2	1	10	9
Vegas	5	4	1	20	14	2	2	0	9	3	3	2	1	11	11
<b>Totals</b>	<b>305</b>	<b>140</b>	<b>164</b>	<b>862</b>	<b>871</b>	<b>157</b>	<b>76</b>	<b>81</b>	<b>419</b>	<b>419</b>	<b>148</b>	<b>64</b>	<b>83</b>	<b>443</b>	<b>452</b>

\*Note: Shootout loss occurred in 2019-20 at Tampa Bay

### PLAYOFF RECORDS BY GAME

<b>Game 1:</b>	30-22	Home: 20-12	Road: 10-10		When Trailing, 1-2: 9-10		When Trailing, 0-3: 3-4
<b>Game 2:</b>	25-27	Home: 16-15	Road: 9-12	<b>Game 5:</b>	19-26	Home: 14-15	Road: 5-11
	When Leading, 1-0: 13-17				When Leading, 3-1: 4-9		
	When Trailing, 0-1: 12-10				When Tied, 2-2: 9-11		
					When Trailing, 1-3: 6-6		
<b>Game 3:</b>	19-33	Home: 6-14	Road: 13-19	<b>Game 6:</b>	17-17	Home: 5-6	Road: 12-11
	When Leading, 2-0: 4-9				When Leading, 3-2: 9-9		
	When Tied, 1-1: 12-17				When Trailing 2-3: 8-8		
	When Trailing, 0-2: 3-7			<b>Game 7:</b>	5-12	Home: 3-9	Road: 2-3
<b>Game 4:</b>	24-26	Home: 11-10	Road: 13-16				
	When Leading, 3-0: 0-1						
	When Leading, 2-1: 12-11						

## All-Time Playoff Scoring

Player	GP	G	A	PTS	PIM	PPG	SH	GW	Player	GP	G	A	PTS	PIM	PPG	SH	GW
1. Alex Ovechkin*	151	72	69	141	77	28	0	10	Dave Tippett	17	2	4	6	8	0	0	0
2. Nicklas Backstrom*	139	38	76	114	62	10	0	7	Garry Galley	15	2	4	6	13	0	0	0
3. John Carlson*	127	20	55	75	54	12	0	1	Michael Eagles	25	1	5	6	8	0	0	0
4. Dale Hunter	100	25	47	72	372	11	0	2	Yvon Corveieu	18	1	5	6	32	0	0	0
5. Evgeny Kuznetsov*	87	29	38	67	48	6	0	4	Jason Arnott	9	1	5	6	2	1	0	0
6. Mike Ridley	76	19	41	60	40	3	1	2	84. Nic Dowd	30	4	1	5	18	0	0	1
T.J. Oshie*	76	29	31	60	67	17	0	6	Garnet Hathaway	19	3	2	5	32	0	0	0
8. Peter Bondra	73	30	26	56	54	13	0	6	Nate Schmidt	21	1	4	5	6	0	0	0
9. Michal Pivonka	95	19	36	55	86	5	1	1	Tomas Fleischmann	22	3	2	5	10	1	0	1
10. Calle Johansson	95	12	42	54	42	4	0	1	Michael Nylander	9	3	2	5	10	1	0	1
11. Scott Stevens	67	9	44	53	180	4	0	2	Bryan Erickson	8	2	3	5	7	1	0	0
12. Kevin Hatcher	83	16	32	48	224	4	2	1	Pat Elynuik	6	2	3	5	19	0	0	0
13. Kelly Miller	100	17	30	47	59	1	4	2	Boyd Gordon	36	1	4	5	10	0	1	0
14. Mike Gartner	47	16	27	43	61	4	0	1	92. Braden Holtby*	97	0	4	4	6	0	0	0
15. Joseph Juneau	44	13	28	41	22	3	1	5	Mathieu Perreault	11	1	3	4	0	0	0	0
16. Dave Christian	49	17	19	36	17	4	0	1	Brendan Witt	31	4	0	4	26	1	0	0
17. Mike Green	71	9	26	35	75	6	0	2	Chris Simon	28	3	1	4	54	0	0	0
Dino Ciccarelli	32	21	14	35	54	8	0	3	Timothy Bergland	26	2	2	4	22	0	0	0
19. Alexander Semin	51	15	19	34	46	5	0	4	Pat Peake	13	2	2	4	20	2	0	0
Tom Wilson*	87	15	19	34	150	3	0	2	David Poulin	13	2	2	4	19	0	0	0
21. Brooks Laich	65	10	22	32	26	2	0	1	Dainius Zubrus	12	2	2	4	6	1	0	0
Marcus Johansson	75	10	22	32	6	2	0	3	Randy Burridge	17	1	3	4	12	0	0	0
23. Sergei Gonchar	51	13	18	31	48	5	1	3	Roman Hamrlik	14	1	3	4	12	0	0	0
Lars Eller*	59	9	22	31	32	1	0	3	Glen Currie	12	1	3	4	4	0	0	0
25. Bengt-Ake Gustafsson	32	9	19	28	16	6	0	1	Andrew Brunette	6	1	3	4	0	0	0	0
26. Dmitri Khristich	45	9	17	26	33	4	0	1	Philip Housley	18	0	4	4	4	0	0	0
Larry Murphy	42	9	17	26	51	5	0	2	Trevor Linden	6	0	4	4	14	0	0	0
Jason Chimera	63	12	14	26	30	0	0	6	106. Martin Fehervary	12	2	1	3	10	0	0	0
29. Robert Gould	50	12	12	24	50	1	2	1	Justin Schultz	11	1	2	3	8	0	0	0
30. Bobby Carpenter	32	10	13	23	53	3	0	1	Carl Hagelin	20	0	3	3	2	0	0	0
Dmitry Orlov*	74	2	21	23	24	0	0	0	Lou Franceschetti	33	2	1	3	83	0	0	1
32. Matt Niskanen*	70	2	20	22	33	1	0	0	Gregory Smith	25	2	1	3	43	0	1	0
33. John Druce	34	16	4	20	32	9	1	5	Robert Joyce	14	2	1	3	9	0	0	0
Sylvain Cote	40	6	14	20	30	1	0	0	John Barrett	9	2	1	3	35	0	0	1
Adam Oates	32	6	14	20	12	1	1	1	Robert Lang	6	2	1	3	2	0	0	1
Geoff Courtnall	21	6	14	20	44	2	0	2	Alan May	39	1	2	3	80	0	0	1
37. Jay Beagle*	85	8	11	19	26	1	0	2	Ken Klee	34	1	2	3	38	0	0	0
Alan Haworth	32	8	11	19	24	2	0	1	Mark Tinordi	28	1	2	3	60	0	0	0
39. Andre Burakovsky*	56	9	9	18	12	0	0	1	Michael Lalor	10	1	2	3	22	0	0	0
Joel Ward	35	5	13	18	14	1	0	2	Marco Sturm	9	1	2	3	4	1	0	0
Rod Langway	78	2	16	18	55	1	0	1	Jorgen Pettersson	8	1	2	3	2	1	0	0
42. Steve Konowalchuk	39	5	12	17	44	2	2	0	Dennis Wideman	14	0	3	3	2	0	0	0
43. Justin Williams	25	6	10	16	20	1	0	1	120. Trevor van Riemsdyk	6	1	1	2	0	0	0	0
Al Iafate	23	11	5	16	40	4	0	2	Dylan Strome	4	1	1	2	0	1	0	0
Gaetan Duchesne	33	10	6	16	39	0	1	1	Connor McMichael	8	1	1	2	2	0	0	0
Andrei Nikiforin	32	1	15	16	18	1	0	0	Hendrix Lapierre	4	1	1	2	0	0	0	0
47. Brian Bellows	21	6	7	13	6	2	0	1	Aliaksei Protas	4	0	2	2	0	0	0	0
Gregory Adams	36	2	11	13	132	1	0	0	Conor Sheary	11	1	1	2	2	0	0	0
Sergei Fedorov	21	2	11	13	20	0	0	1	Johan Larsson	6	0	2	2	2	0	0	0
50. Tom Poti	27	2	10	12	17	1	0	0	Brenden Dillon	13	1	1	2	8	0	0	0
Todd Krygier	35	8	4	12	36	0	1	2	Radko Gudas	5	0	2	2	2	0	0	0
Stephen Leach	44	6	6	12	28	1	0	1	Alex Chiasson*	16	1	1	2	4	0	0	0
53. Brooks Orpik*	64	2	9	11	44	0	0	2	Milan Jurcina	21	2	0	2	18	0	1	0
Brett Connolly*	38	8	3	11	12	1	0	0	Peter Sundstrom	14	2	0	2	6	0	1	1
Karl Alzner	64	3	8	11	16	0	0	1	Matt Hendricks	21	1	1	2	10	0	0	0
Matt Bradley	37	3	8	11	8	0	1	1	Nick Kypreos	16	1	1	2	53	0	0	0
Mike Knuble	24	6	5	11	20	1	1	0	Donald Brashear	11	1	1	2	18	0	0	0
58. Richard Zednik	22	7	3	10	21	2	0	0	John Slaney	11	1	1	2	2	1	0	0
Craig Laughlin	27	6	4	10	18	1	0	4	Mike Ribeiro	7	1	1	2	10	0	0	1
60. Troy Brouwer	35	3	6	9	28	1	0	1	Joe Corvo	7	1	1	2	4	0	0	0
Keith Jones	26	4	5	9	75	1	0	0	Mike Grier	6	1	1	2	2	0	0	0
Viktor Kozlov	21	4	5	9	8	0	0	1	Dennis Maruk	4	1	1	2	2	0	0	0
Jeff Halpern	19	4	5	9	23	2	0	2	Shaone Morrisonn	26	0	2	2	16	0	0	0
64. Jakub Vrana*	38	3	5	8	10	1	0	2	Brian Pothier	13	0	2	2	8	0	0	0
Devante Smith-Pelly*	27	7	1	8	12	0	0	2	James Johnson	13	0	2	2	14	0	0	0
John Tucker	12	1	7	8	0	0	0	0	Ulf Dahlen	11	0	2	2	4	0	0	0
67. Chandler Stephenson*	30	2	5	7	10	0	1	0	Darren Veitch	10	0	2	2	19	0	0	0
John Erskine	39	1	6	7	32	0	0	0	Paul Cavallini	6	0	2	2	18	0	0	0
David Steckel	24	4	3	7	8	0	0	1	Kip Miller	5	0	2	2	2	0	0	0
Robert Rouse	21	4	3	7	51	1	0	0	Brian Engblom	4	0	2	2	2	0	0	0
Joseph Reekie	48	3	4	7	57	0	1	1	Jeff Brown	2	0	2	2	0	0	0	0
Doug Jarvis	17	3	4	7	8	0	0	0	Keith Aucoin	14	0	2	2	2	0	0	0
Jaromir Jagr	6	2	5	7	2	1	0	0	150. Alex Alexeyev	4	0	1	1	4	0	0	0
74. Anthony Mantha	11	0	6	6	19	0	0	0	Max Pacioretty	4	0	1	1	2	0	0	0
Michal Kempny*	29	2	4	6	14	0	0	0	Daniel Sprong	3	0	1	1	4	0	0	0
Kevin Shattenkirk	13	1	5	6	6	1	0	1	Travis Boyd*	6	1	0	1	0	0	0	0
Eric Fehr	33	5	1	6	10	0	0	0	Richard Panik	8	1	0	1	6	0	0	0
Esa Tikkanen	21	3	3	6	20	1	0	0									

Player	GP	G	A	PTS	PIM	PPG	SH	GW
Ilya Kovalchuk	8	0	1	1	2	0	0	0
Christian Djoos*	25	0	1	1	4	0	0	0
Nathan Walker*	1	0	1	1	0	0	0	0
Jakub Jerabek*	2	0	1	1	2	0	0	0
Taylor Chorney	7	0	1	1	4	0	0	0
Tim Gleason	14	0	1	1	5	0	0	0
Curtis Glencross	10	1	0	1	2	0	0	0
Jack Hillen	7	0	1	1	6	0	0	0
Steve Oleksy	7	0	1	1	4	0	0	0
Craig Berube	38	1	0	1	90	0	0	1
Grant Ledyard	14	1	0	1	30	0	0	0
Shawn Anderson	14	1	0	1	12	0	0	0
Gary Sampson	12	1	0	1	0	0	0	0
Chris Clark	8	1	0	1	8	0	0	0
Edward Kastelic	6	1	0	1	32	1	0	0
Steve Eminger	5	1	0	1	2	0	0	0
Jason Woolley	4	1	0	1	4	0	0	1
Kenneth Houston	4	1	0	1	4	0	0	0
Robert Pearson	3	1	0	1	17	0	0	1
Grant Martin	1	1	0	1	2	0	0	0
Neil Sheehy	21	0	1	1	130	0	0	0
Al Jensen	12	0	1	1	4	0	0	0
Scott Hannan	9	0	1	1	2	0	0	0
David Shand	8	0	1	1	13	0	0	0
Paul MacDermid	7	0	1	1	22	0	0	0
Eric Belanger	7	0	1	1	4	0	0	0
Brad Schlegel	7	0	1	1	2	0	0	0
John Blum	6	0	1	1	4	0	0	0
Sergei Berezin	6	0	1	1	0	0	0	0
Jason Doig	6	0	1	1	6	0	0	0
Brendan Morrison	5	0	1	1	2	0	0	0
Mike McEwen	5	0	1	1	4	0	0	0
Peter Andersson	5	0	1	1	2	0	0	0
Greg Theberge	4	0	1	1	0	0	0	0
Stewart Holt	4	0	1	1	20	0	0	0
Tyler Sloan	4	0	1	1	0	0	0	0
Ivan Ciernik	2	0	1	1	6	0	0	0
Christopher Felix	2	0	1	1	0	0	0	0
Don Beaupre	36	0	1	1	4	0	0	0
193. Nick Jensen	27	0	0	0	10	0	0	0
Daniel Winnik	25	0	0	0	4	0	0	0
Trent Whitfield	14	0	0	0	12	0	0	0
Timo Blomqvist	13	0	0	0	24	0	0	0
Mike Richards	12	0	0	0	4	0	0	0
Jonas Siegenthaler	11	0	0	0	2	0	0	0
David Jensen	11	0	0	0	2	0	0	0
Ken Sabourin	11	0	0	0	34	0	0	0
Joseph Sacco	11	0	0	0	6	0	0	0
Rob Zettler	11	0	0	0	2	0	0	0
Rob Murray	9	0	0	0	18	0	0	0
Kevin Kaminski	8	0	0	0	52	0	0	0
Matt Cooke	7	0	0	0	4	0	0	0
Joel Kwiatkowski	6	0	0	0	2	0	0	0
Eric Charron	6	0	0	0	8	0	0	0
Steve Poapst	6	0	0	0	0	0	0	0
Rick Tabaracci	6	0	0	0	4	0	0	0
Zdeno Chara	5	0	0	0	2	0	0	0
Stefan Ustorf	5	0	0	0	0	0	0	0

Player	GP	G	A	PTS	PIM	PPG	SH	GW
Joe Murphy	5	0	0	0	8	0	0	0
Doug Wickenheiser	5	0	0	0	2	0	0	0
Brian Sutherby	5	0	0	0	10	0	0	0
<b>Sonny Milano</b>	<b>4</b>	<b>0</b>	<b>0</b>	<b>0</b>	<b>0</b>	<b>0</b>	<b>0</b>	<b>0</b>
<b>Dylan McLirath</b>	<b>4</b>	<b>0</b>	<b>0</b>	<b>0</b>	<b>10</b>	<b>0</b>	<b>0</b>	<b>0</b>
Beck Malenstyn	4	0	0	0	2	0	0	0
Michael Latta	4	0	0	0	2	0	0	0
Martin Erat	4	0	0	0	4	0	0	0
Michael Raffl	4	0	0	0	4	0	0	0
Dmitri Mironov	4	0	0	0	4	0	0	0
Todd Nelson	4	0	0	0	0	0	0	0
Kent Paynter	4	0	0	0	10	0	0	0
Bob Mason	4	0	0	0	0	0	0	0
Nicolas Aube-Kubel	3	0	0	0	2	0	0	0
Terry Yake	3	0	0	0	0	0	0	0
Glen Metropolit	3	0	0	0	2	0	0	0
Dwight Schofield	3	0	0	0	14	0	0	0
Scot Kleinendorst	3	0	0	0	0	0	0	0
Jeff Nelson	3	0	0	0	4	0	0	0
Mark Taylor	3	0	0	0	0	0	0	0
Lucas Johansen	2	0	0	0	0	0	0	0
Shane Gersich*	2	0	0	0	0	0	0	0
Brian Pinho	2	0	0	0	0	0	0	0
Mike Weber	2	0	0	0	0	0	0	0
Andre Hidi	2	0	0	0	0	0	0	0
Milan Novy	2	0	0	0	0	0	0	0
Igor Ulanov	2	0	0	0	4	0	0	0
Jeff Greenlaw	2	0	0	0	21	0	0	0
Christopher Valentine	2	0	0	0	4	0	0	0
<b>Rasmus Sandin</b>	<b>1</b>	<b>0</b>	<b>0</b>	<b>0</b>	<b>2</b>	<b>0</b>	<b>0</b>	<b>0</b>
<b>Ivan Miroshnichenko</b>	<b>1</b>	<b>0</b>	<b>0</b>	<b>0</b>	<b>0</b>	<b>0</b>	<b>0</b>	<b>0</b>
<b>Vincent Iorio</b>	<b>1</b>	<b>0</b>	<b>0</b>	<b>0</b>	<b>0</b>	<b>0</b>	<b>0</b>	<b>0</b>
Brett Leason	1	0	0	0	0	0	0	0
Daniel Carr	1	0	0	0	2	0	0	0
Jeff Toms	1	0	0	0	0	0	0	0
Scott Walker	1	0	0	0	0	0	0	0
Mikko Leinonen	1	0	0	0	0	0	0	0
Sean Collins	1	0	0	0	0	0	0	0
Steve Maltais	1	0	0	0	0	0	0	0
Grant Jennings	1	0	0	0	0	0	0	0
Jaroslav Svejksky	1	0	0	0	2	0	0	0
Nolan Baumgartner	1	0	0	0	10	0	0	0
Edward Bulley	1	0	0	0	0	0	0	0
Jim McKenzie	1	0	0	0	0	0	0	0
Craig Billington	1	0	0	0	0	0	0	0
Paul Carey	1	0	0	0	0	0	0	0

\*Indicates 2018 Stanley Cup

## Career Leaders

### GAMES PLAYED

1. Alex Ovechkin.....151
2. Nicklas Backstrom ..... 139
3. John Carlson ..... 127
4. Dale Hunter ..... 100
5. Kelly Miller ..... 100
6. Michal Pivonka ..... 95
7. Calle Johansson ..... 95
8. Evgeny Kuznetsov ..... 87
9. Tom Wilson ..... 87
10. Jay Beagle ..... 85

### GOALS

1. Alex Ovechkin ..... 72
2. Nicklas Backstrom ..... 38
3. Peter Bondra ..... 30
4. Evgeny Kuznetsov ..... 29
5. T.J. Oshie ..... 29
6. Dale Hunter ..... 25
7. Dino Ciccarelli ..... 21
8. John Carlson ..... 20
9. Mike Ridley ..... 19
10. Michal Pivonka ..... 19

### POWER-PLAY GOALS

1. Alex Ovechkin ..... 28
2. T.J. Oshie ..... 17
3. Peter Bondra ..... 13
4. John Carlson ..... 12
5. Dale Hunter ..... 11

### ASSISTS

1. Nicklas Backstrom ..... 76
2. Alex Ovechkin ..... 69
3. John Carlson ..... 55
4. Dale Hunter ..... 47
5. Scott Stevens ..... 44
6. Calle Johansson ..... 42
7. Mike Ridley ..... 41
8. Evgeny Kuznetsov ..... 38
9. Michal Pivonka ..... 36
10. Kevin Hatcher ..... 32

### SHORTHANDED GOALS

1. Kelly Miller ..... 4
2. Kevin Hatcher ..... 2
3. Robert Gould ..... 2
4. Steve Konowalchuk ..... 2
5. 16 tied with ..... 1

### PENALTY MINUTES

1. Dale Hunter ..... 372
2. Kevin Hatcher ..... 224
3. Scott Stevens ..... 180
4. Tom Wilson ..... 150
5. Gregory Adams ..... 132
6. Neil Sheehy ..... 130
7. Craig Berube ..... 90
8. Michal Pivonka ..... 86
9. Lou Franceschetti ..... 83
10. Alan May ..... 80

### GAME WINNING GOALS

1. Alex Ovechkin ..... 10
2. Nicklas Backstrom ..... 7
3. T.J. Oshie ..... 6
4. Peter Bondra ..... 6
5. Jason Chimera ..... 6
6. Joseph Juneau ..... 5
7. John Druce ..... 5

# All-Time Playoff Goaltending

## PLAYOFF GOALTENDING BY GOALS-AGAINST AVERAGE

Player	GP	MIN	W	L	GA	AVG	SO	SA	PCT
Robert Mason	4	307	2	2	9	1.76	1	143	.937
Braden Holtby*	97	6,013	50	46	213	2.13	7	2,888	.926
Olie Kolzig	45	2,799	20	24	100	2.14	6	1,376	.927
Michal Neuvirth	9	590	4	5	23	2.34	1	261	.912
Semyon Varlamov	19	1,107	10	9	46	2.49	2	542	.915
Byron Dafoe	3	138	0	2	6	2.61	0	42	.857
Craig Anderson	2	112	1	1	5	2.67	0	70	.929
Rick Tabaracci	6	415	1	5	20	2.89	0	210	.905
Pat Riggan	10	453	2	5	22	2.93	0	120	.876
Cristobal Huet	7	451	3	4	22	2.93	0	242	.909
Ilya Samsonov	8	463	1	6	23	2.98	0	247	.907
Don Beaupre	36	1,992	18	15	99	2.98	2	948	.896
Craig Billington	1	20	0	0	1	3.00	0	6	.833
Pete Peeters	30	1,736	15	15	91	3.15	0	817	.888
Al Jensen	12	598	5	5	32	3.22	0	206	.886
Mike Liut	11	555	4	5	32	3.46	0	252	.873
<b>Charlie Lindgren</b>	<b>4</b>	<b>235</b>	<b>0</b>	<b>4</b>	<b>14</b>	<b>3.58</b>	<b>0</b>	<b>103</b>	<b>.864</b>
Jose Theodore	4	178	0	2	11	3.71	0	73	.849
Philipp Grubauer*	4	184	1	1	13	4.24	0	79	.835
Vitek Vanecek	3	112	1	1	8	4.25	0	55	.855
Jim Carey	10	455	2	5	35	4.61	0	190	.816
Clint Malarchuk	4	193	0	2	15	4.65	0	95	.842

\*Indicates 2018 Stanley Cup Champion

### GAMES PLAYED

1. Braden Holtby ..... 97
2. Olie Kolzig ..... 45
3. Don Beaupre ..... 36
4. Pete Peeters ..... 30
5. Semyon Varlamov ..... 19

### MINUTES

1. Braden Holtby ..... 6,013
2. Olie Kolzig ..... 2,799
3. Don Beaupre ..... 1,992
4. Pete Peeters ..... 1,731
5. Semyon Varlamov ..... 1,107

### WINS

1. Braden Holtby ..... 50
2. Olie Kolzig ..... 20
3. Don Beaupre ..... 18
4. Pete Peeters ..... 15
5. Semyon Varlamov ..... 10

### SHUTOUTS

1. Braden Holtby ..... 7
2. Olie Kolzig ..... 6
3. Don Beaupre ..... 2
4. Semyon Varlamov ..... 2
5. Michal Neuvirth ..... 1
- Robert Mason ..... 1

## ALL-TIME SHUTOUTS

### Shutouts For (19)

Date	Opponent	Score	Goaltender
4/20/19	vs. Carolina	6-0	Braden Holtby
5/23/18	@ Tampa Bay	4-0	Braden Holtby
5/21/18	Tampa Bay	3-0	Braden Holtby
4/24/16	@ Philadelphia	1-0	Braden Holtby
4/14/16	Philadelphia	2-0	Braden Holtby
5/4/15	NY Rangers	1-0	Braden Holtby
5/4/13	NY Rangers	1-0 (OT)	Braden Holtby
4/15/11	NY Rangers	2-0	Michal Neuvirth
4/24/09	NY Rangers	4-0	Semyon Varlamov
4/20/09	@ NY Rangers	4-0	Semyon Varlamov
4/10/03	@ Tampa Bay	3-0	Olie Kolzig
4/12/01	Pittsburgh	1-0	Olie Kolzig
5/30/98	@ Buffalo	2-0	Olie Kolzig
5/15/98	Ottawa	3-0	Olie Kolzig
5/13/98	@ Ottawa	2-0	Olie Kolzig
4/28/98	@ Boston	3-0	Olie Kolzig
4/21/94	Pittsburgh	2-0	Don Beaupre
4/5/91	@ NY Rangers	3-0	Don Beaupre
4/11/87	@ NY Islanders	2-0	Bob Mason

### Shutouts Against (17)

Date	Opponent	Score	Goaltender
8/20/20	NY Islanders	0-4	Semyon Varlamov
4/15/19	@ Carolina	0-5	Petr Mrazek
5/10/17	Pittsburgh	0-2	Marc-Andre Fleury
4/22/16	Philadelphia	0-2	Michal Neuvirth
5/13/13	NY Rangers	0-5	Henrik Lundqvist
5/12/13	@ NY Rangers	0-1	Henrik Lundqvist
4/12/12	@ Boston	0-1	Tim Thomas
4/18/09	NY Rangers	0-1	Henrik Lundqvist
4/13/08	Philadelphia	0-2	Martin Biron
4/16/01	@ Pittsburgh	0-3	Johan Hedberg
4/13/00	Pittsburgh	0-7	Ron Tugnutt
5/23/98	Buffalo	0-2	Dominik Hasek
5/1/98	Boston	0-4	Byron Dafoe
5/18/95	@ Pittsburgh	0-3	Ken Wregget
5/5/94	NY Rangers	0-3	Mike Richter
4/7/91	NY Rangers	0-6	Mike Richter
5/5/90	@ Boston	0-3	Andy Moog

## Playoff Overtimes

### CAPITALS OVERTIME WINS

	Date	Opponent	Goal Scorer	Time	Game	Score
1.	4/10/85	NY Islanders	Alan Haworth	2:28	1	4-3
2.	4/11/85	NY Islanders (2 OT)	Mike Gartner	21:23	2	2-1
3.	4/16/88	Philadelphia	Dale Hunter	5:57	7	5-4
4.	4/8/89	Philadelphia	Kelly Miller	:51	3	4-3
5.	4/5/90	@ New Jersey	Dino Ciccarelli	5:34	1	5-4
6.	4/25/90	NY Rangers	Rod Langway	:34	4	4-3
7.	4/27/90	@ NY Rangers	John Druce	6:48	5	2-1
8.	4/11/91	@ NY Rangers	Dino Ciccarelli	6:44	5	5-4
9.	4/26/98	@ Boston (2 OT)	Joe Juneau	26:31	3	3-2
10.	5/3/98	@ Boston	Brian Bellows	15:24	6	3-2
11.	5/25/98	Buffalo	Todd Krygier	3:01	2	3-2
12.	5/28/98	@ Buffalo	Peter Bondra	9:37	3	4-3
13.	6/4/98	@ Buffalo	Joe Juneau	6:24	6	3-2
14.	4/18/01	@ Pittsburgh	Jeff Halpern	4:01	4	4-3
15.	5/11/09	@ Pittsburgh	David Steckel	6:22	6	5-4
16.	4/17/10	Montreal	Nicklas Backstrom	:31	2	6-5
17.	4/13/11	NY Rangers	Alexander Semin	18:24	1	2-1
18.	4/20/11	@ NY Rangers (2 OT)	Jason Chimera	32:36	4	4-3
19.	4/14/2012	@ Boston (2 OT)	Nicklas Backstrom	22:56	2	2-1
20.	4/25/2012	@ Boston	Joel Ward	2:57	7	2-1
21.	5/4/13	NY Rangers	Mike Green	8:00	2	1-0
22.	5/10/13	NY Rangers	Mike Ribeiro	9:24	5	2-1
23.	4/21/15	@ NY Islanders	Nicklas Backstrom	11:09	4	2-1
24.	4/28/16	Pittsburgh	T.J. Oshie	9:33	1	4-3
25.	4/13/17	Toronto	Tom Wilson	5:15	1	3-2
26.	4/21/17	Toronto	Justin Williams	1:04	5	2-1
27.	4/23/17	@ Toronto	Marcus Johansson	6:31	6	2-1
28.	5/1/17	@ Pittsburgh	Kevin Shattenkirk	3:13	3	3-2
29.	4/17/18	@ Columbus (2 OT)	Lars Eller	29:00	3	3-2
30.	4/21/18	Columbus	Nicklas Backstrom	11:53	5	4-3
31.	5/7/18	@Pittsburgh	Evgeny Kuznetsov	5:27	6	2-1
32.	4/13/19	Carolina	Brooks Orpik	1:48	2	4-3
33.	5/15/21	Boston	Nic Dowd	4:41	1	3-2

### CAPITALS OVERTIME LOSSES

	Date	Opponent	Goal Scorer	Time	Game	Score
1.	4/13/84	@ NY Islanders	Anders Kallur	7:35	2	4-5
2.	4/17/86	NY Rangers	Brian MacLellan	1:16	1	3-4
3.	4/23/86	@ NY Rangers	Bob Brooke	2:40	4	5-6
4.	4/18/87	NY Islanders (4 OT)	Pat LaFontaine	68:47	7	2-3
5.	4/10/88	@ Philadelphia	Murray Craven	1:18	4	4-5
6.	4/19/91	@ Pittsburgh	Kevin Stevens	8:10	2	6-7
7.	4/20/93	NY Islanders (2 OT)	Brian Mullen	34:50	2	4-5
8.	4/22/93	@ NY Islanders	Ray Ferraro	4:46	3	3-4
9.	4/24/93	@ NY Islanders (2 OT)	Ray Ferraro	25:40	4	3-4
10.	5/14/95	@ Pittsburgh	Luc Robitaille	4:30	5	5-6
11.	4/24/96	Pittsburgh (4 OT)	Petr Nedved	79:15	4	2-3
12.	4/24/98	Boston (2 OT)	Darren Van Impe	20:54	2	3-4
13.	6/11/98	@ Detroit	Kris Draper	15:24	2	4-5
14.	4/15/00	@ Pittsburgh	Jaromir Jagr	5:49	2	1-2
15.	4/24/01	@ Pittsburgh	Martin Straka	13:04	6	3-4
16.	4/15/03	Tampa Bay	Vincent Lecavalier	2:29	3	3-4
17.	4/20/03	Tampa Bay (3 OT)	Martin St. Louis	44:03	6	1-2
18.	4/17/08	@ Philadelphia (2 OT)	Mike Knuble	26:40	4	3-4
19.	4/22/08	Philadelphia	Joffrey Lupul	6:06	7	2-3
20.	5/6/09	@ Pittsburgh	Kris Letang	11:23	3	2-3
21.	5/9/09	Pittsburgh	Evgeni Malkin	3:28	5	3-4
22.	4/15/10	Montreal	Tomas Plekanec	13:19	1	2-3
23.	5/1/11	Tampa Bay	Vincent Lecavalier	6:19	2	2-3
24.	4/12/2012	@ Boston	Chris Kelly	1:18	1	0-1
25.	4/22/2012	Boston	Tyler Seguin	3:17	6	3-4
26.	5/2/2012	NY Rangers (3 OT)	Marian Gaborik	74:41	3	1-2
27.	5/7/2012	@ NY Rangers	Marc Staal	1:35	5	2-3
28.	4/19/15	@ NY Islanders	John Tavares	0:15	3	1-2
29.	5/8/15	@ NY Rangers	Ryan McDonagh	9:37	5	1-2
30.	5/13/15	@ NY Rangers	Derek Stepan	11:24	7	1-2
31.	5/4/16	@ Pittsburgh	Patric Hornqvist	2:34	4	2-3
32.	5/10/16	@ Pittsburgh	Nick Bonino	6:32	6	3-4
33.	4/15/17	Toronto (2 OT)	Kasperii Kapanen	11:53	2	3-4
34.	4/17/17	@ Toronto	Tyler Bozak	1:37	3	3-4
35.	4/12/18	Columbus	Artemi Panarin	6:02	1	3-4
36.	4/15/17	Columbus	Matt Calvert	12:22	2	4-5
37.	4/24/19	Carolina (2 OT)	Brock McGinn	31:05	7	3-4
38.	8/16/20	@ NY Islanders	Mathew Barzal	4:28	3	0-3
39.	5/17/21	Boston	Brad Marchand	0:39	2	3-4
40.	5/19/21	@ Boston (2 OT)	Craig Smith	25:48	3	2-3
41.	5/9/22	Florida	Carter Verhaeghe	4:57	4	2-3
42.	5/13/22	Florida	Carter Verhaeghe	2:46	6	3-4

### OVERTIME RECORD BY YEAR

Year	Total			Home			Away		
	GP	W	L	GP	W	L	GP	W	L
2021-22	2	0	2	2	0	2	0	0	0
2020-21	3	1	2	2	1	1	1	0	1
2019-20	2	0	1	0	0	0	2	0	1
2018-19	2	1	1	2	1	1	0	0	0
2017-18	5	3	2	3	1	2	2	2	0
2016-17	6	4	2	3	2	1	3	2	1
2015-16	3	1	2	1	1	0	2	0	2
2014-15	4	1	3	0	0	0	4	1	3
2012-13	2	2	0	2	2	0	0	0	0
2011-12	6	2	4	2	0	2	4	2	2
2010-11	3	2	1	2	1	1	1	1	0
2009-10	2	1	1	2	1	1	0	0	0
2008-09	3	1	2	1	0	1	2	1	1
2007-08	2	0	2	1	0	1	1	0	1
2002-03	2	0	2	2	0	2	0	0	0
2000-01	2	1	1	0	0	0	2	1	1
1999-00	1	0	1	0	0	0	1	0	1
1997-98	7	5	2	2	1	1	5	4	1
1995-96	1	0	1	1	0	1	0	0	0
1994-95	1	0	1	0	0	0	1	0	1
1993-94	0	0	0	0	0	0	0	0	0
1992-93	3	0	3	1	0	1	2	0	2
1991-92	0	0	0	0	0	0	0	0	0
1990-91	2	1	1	0	0	0	2	1	1
1989-90	3	3	0	1	1	0	2	2	0
1988-89	1	1	0	1	1	0	0	0	0
1987-88	2	1	1	1	1	0	1	0	1
1986-87	1	0	1	1	0	1	0	0	0
1985-86	2	0	2	1	0	1	1	0	1
1984-85	2	2	0	2	2	0	0	0	0
1983-84	1	0	1	0	0	0	1	0	1
<b>Totals</b>	<b>76</b>	<b>33</b>	<b>42</b>	<b>36</b>	<b>16</b>	<b>20</b>	<b>40</b>	<b>17</b>	<b>22</b>

\*Note: Shootout loss occurred in 2019-20 at Tampa Bay

### OVERTIME RECORD BY OPPONENT

Year	Total			Home			Away		
	GP	W	L	GP	W	L	GP	W	L
Boston	10	5	5	4	1	3	6	4	2
Buffalo	3	3	0	1	1	0	2	2	0
Carolina	2	1	1	2	1	1	0	0	0
Columbus	4	2	2	3	1	2	1	1	0
Detroit	1	0	1	0	0	0	1	0	1
Florida	2	0	2	2	0	2	0	0	0
Montreal	2	1	1	2	1	1	0	0	0
New Jersey	1	1	0	0	0	0	1	1	0
NY Islanders	10	3	7	4	2	2	6	1	5
NY Rangers	13	7	6	6	4	2	7	3	4
Ottawa	0	0	0	0	0	0	0	0	0
Philadelphia	5	2	3	3	2	1	2	0	2
Pittsburgh	14	5	9	3	1	2	11	4	7
Tampa Bay	4	0	3	3	0	3	0	0	0
Toronto	5	3	2	3	2	1	2	1	1
<b>Totals</b>	<b>76</b>	<b>33</b>	<b>42</b>	<b>36</b>	<b>16</b>	<b>20</b>	<b>40</b>	<b>17</b>	<b>22</b>

\*Note: Shootout loss occurred in 2019-20 at Tampa Bay

# Playoff Hat Tricks & Penalty Shots

## CAPITALS HAT TRICKS

	Date	Player	Opponent	Score	Goaltender
1.	4/5/90	Dino Ciccarelli	@ New Jersey	W, 5-4	Sean Burke
2.	4/21/90	John Druce	@ NY Rangers	W, 6-3	John Vanbiesbrouck, Mike Richter
3.	4/25/92	Dino Ciccarelli (2)	@ Pittsburgh	W, 7-2	Tom Barrasso, Ken Wregget
4.	4/20/93	Dale Hunter	NY Islanders	L, 4-5 2 OT	Glenn Healy
5.	4/26/93	Al Iafrate	NY Islanders	W, 6-4	Glenn Healy, Mark Fitzpatrick
6.	5/4/09	Alex Ovechkin	Pittsburgh	W, 4-3	Marc-Andre Fleury
7.	4/17/10	Nicklas Backstrom	Montreal	W, 6-5 OT	Jaroslav Halak
8.	4/28/16	T.J. Oshie	Pittsburgh	W, 4-3 OT	Matthew Murray

## OPPONENTS HAT TRICKS

	Date	Player	Opponent	Score	Goaltender
1.	4/10/83	Mike Bossy	NY Islanders	L, 6-3	Al Jensen, Pat Riggan
2.	4/20/88	Aaron Broten	New Jersey	L, 2-5	Pete Peeters
3.	4/22/88	Mark Johnson (4)	@ New Jersey	L, 4-10	Clint Malarchuk, Pete Peeters
4.	4/22/88	Patrik Sundstrom	@ New Jersey	L, 4-10	Clint Malarchuk, Pete Peeters
5.	4/19/90	Bernie Nicholls	@ NY Rangers	L, 3-7	Mike Liut
6.	4/23/92	Mario Lemieux	Pittsburgh	L, 4-6	Don Beaupre
6.	4/26/93	Ray Ferraro (4)	NY Islanders	W, 6-4	Don Beaupre
7.	5/11/98	Daniel Alfredsson	@ Ottawa	L, 3-4	Olie Kolzig
8.	5/4/09	Sidney Crosby	@ Pittsburgh	W, 4-3	Semyon Varlamov
10.	4/17/10	Andrei Kostitsyn	Montreal	L, 5-6	Jaroslav Halak

## CAPITALS PENALTY SHOTS

	Date	Player	Opponent	Score	Result	Goalie
1.	4/14/85	Bob Carpenter	@ NY Islanders	L, 4-6	Failed	Billy Smith
2.	5/10/95	Michal Pivonka	Pittsburgh	W, 6-2	Failed	Tom Barrasso
3.	4/24/96	Joe Juneau	Pittsburgh	L, 2-3 4 OT	Failed	Ken Wregget
4.	4/20/19	Nic Dowd	Carolina	W, 6-0	Goal	Petr Mrazek

## OPPONENTS PENALTY SHOTS

	Date	Player	Opponent	Score	Result	Goalie
1.	4/9/83	Denis Potvin	NY Islanders	L, 2-6	Failed	Al Jensen
2.	4/15/08	Mike Richards	@ Philadelphia	L, 3-6	Goal	Cristobal Huet
3.	5/6/15	Carl Hagelin	NY Rangers	W, 2-1	Failed	Braden Holtby



Nic Dowd converted the first penalty shot in the playoffs in franchise history in Game 5 of the Eastern Conference first round against Carolina on April 20, 2019.



# Game-by-Game Playoff Results

## 2023-24

### EASTERN CONFERENCE FIRST ROUND - WASHINGTON VS. NEW YORK RANGERS (BEST OF SEVEN) - NY RANGERS WIN SERIES 4-0

GM	Date	Opponent	Result	Series	PP	PK	SF-SA	GWG	Goalies
1	4/21	@ NY Rangers	L, 1-4	0-1	0-4	2-2	21-31	Panarin	Shesterkin/Lindgren
2	4/23	@ NY Rangers	L, 3-4	0-2	2-5	4-6	25-28	Miller	Shesterkin/Lindgren
3	4/26	NY Rangers	L, 1-3	0-3	0-6	3-4	30-22	Goodrow	Shesterkin/Lindgren
4	4/28	NY Rangers	L, 2-4	0-4	0-2	1-4	25-23	Panarin	Shesterkin/Lindgren

## 2021-22

### EASTERN CONFERENCE FIRST ROUND - WASHINGTON VS. FLORIDA PANTHERS (BEST OF SEVEN) - FLORIDA WINS SERIES 4-2

GM	Date	Opponent	Result	Series	PP	PK	SF-SA	GWG	Goalies
1	5/3	@ Florida	W, 4-2	1-0	1-3	2-2	38-32	Oshie	Vanecek/Bobrovsky
2	5/5	@ Florida	L, 1-5	1-1	1-3	4-4	27-36	Barkov	Vanecek/Samsonov/Bobrovsky
3	5/7	Florida	W, 6-1	2-1	2-6	3-3	31-30	Johansson	Samsonov/Bobrovsky
4	5/9	Florida	L, 2-3 (OT)	2-2	1-5	4-4	16-32	Verhaeghe	Samsonov/Bobrovsky
5	5/11	@ Florida	L, 3-5	2-3	1-3	3-3	33-38	Verhaeghe	Samsonov/Bobrovsky
6	5/13	Florida	L, 3-4 (OT)	2-4	1-4	2-2	37-31	Verhaeghe	Samsonov/Bobrovsky

## 2020-21

### EAST DIVISION FIRST ROUND - WASHINGTON VS. BOSTON BRUINS (BEST OF SEVEN) - BOSTON WINS SERIES 4-1

GM	Date	Opponent	Result	Series	PP	PK	SF-SA	GWG	Goalies
1	5/15	Boston	W, 3-2 (OT)	1-0	0-1	3-4	32-26	Dowd	Vanecek/Anderson/Rask
2	5/17	Boston	L, 3-4 (OT)	1-1	1-4	2-2	39-48	Marchand	Anderson/Rask
3	5/19	@ Boston	L, 2-3 (2OT)	1-2	1-5	4-5	37-43	C. Smith	Samsonov/Rask
4	5/21	@ Boston	L, 1-4	1-3	1-7	2-5	20-37	Pastrnak	Samsonov/Rask
5	5/23	Boston	L, 1-3	1-4	0-4	3-3	41-19	Bergeron	Samsonov/Rask

## 2019-20

### EASTERN CONFERENCE FIRST ROUND - WASHINGTON VS. NEW YORK ISLANDERS (BEST OF SEVEN) - NEW YORK WINS SERIES 4-1

GM	Date	Opponent	Result	Series	PP	PK	SF-SA	GWG	Goalies
1	8/12	NY Islanders	L, 2-4	0-1	2-7	4-4	26-28	Bailey	Holtby/Varlamov
2	8/14	NY Islanders	L, 2-5	0-2	0-2	4-5	25-32	Nelson	Holtby/Varlamov
3	8/16	@ NY Islanders	L, 1-2 (OT)	0-3	1-2	5-5	23-34	Barzal	Holtby/Varlamov
4	8/18	@ NY Islanders	W, 3-2	1-3	1-5	5-5	29-26	Ovechkin	Holtby/Varlamov
5	8/20	NY Islanders	L, 0-4	1-4	0-2	2-3	21-17	Beauvillier	Holtby/Varlamov

### EASTERN CONFERENCE ROUND ROBIN

GM	Date	Opponent	Result	Series	PP	PK	SF-SA	GWG	Goalies
1	8/3	@ Tampa Bay	SOL, 2-3	N/A	1-4	0-0	33-28	Kucherov	Holtby/Vasilevskiy
2	8/6	@ Philadelphia	L, 1-3	N/A	0-4	6-6	14-21	Sanheim	Holtby/Elliott
3	8/9	Boston	W, 2-1	N/A	0-2	0-2	25-31	Wilson	Holtby/Rask

# Game-by-Game Playoff Results

## 2018-19

### EASTERN CONFERENCE FIRST ROUND - WASHINGTON VS. CAROLINA HURRICANES (BEST OF SEVEN) - CAROLINA WINS SERIES 4-3

GM	Date	Opponent	Result	Series	PP	PK	SF-SA	GWG	Goalies
1	4/11	Carolina	W, 4-2	1-0	2-4	3-3	18-29	Ovechkin	Holtby/Mrazek
2	4/13	Carolina	W, 4-3 OT	2-0	0-4	4-5	33-28	Orpik	Holtby/Mrazek
3	4/15	@ Carolina	L, 0-5	2-1	0-4	3-5	18-45	Foegle	Holtby/Mrazek
4	4/18	@ Carolina	L, 1-2	2-2	1-3	2-2	31-24	Teravainen	Holtby/Mrazek
5	4/20	Carolina	W, 6-0	3-2	3-4	5-5	28-30	Backstrom	Holtby/Mrazek
6	4/22	@ Carolina	L, 2-5	3-3	0-2	4-4	35-36	Staal	Holtby/Mrazek
7	4/24	Carolina	L, 3-4 2OT	3-4	0-3	1-1	37-42	McGinn	Holtby/Mrazek

## 2017-18

### EASTERN CONFERENCE FIRST ROUND - WASHINGTON VS. COLUMBUS BLUE JACKETS (BEST OF SEVEN) - WASHINGTON WINS SERIES 4-2

GM	Date	Opponent	Result	Series	PP	PK	SF-SA	GWG	Goalies
1	4/12	Columbus	L, 4-3 OT	0-2	2-6	2-4	30-27	Panarin	Grubauer/Bobrovsky
2	4/15	Columbus	L, 5-4 OT	0-2	3-7	2-4	58-30	Calvert	Grubauer, Holtby/Bobrovsky
3	4/17	@ Columbus	W, 3-2 2OT	1-2	1-4	4-4	45-35	Eller	Holtby/Bobrovsky
4	4/19	@ Columbus	W, 4-1	2-2	1-3	3-3	33-24	Oshie	Holtby/Bobrovsky
5	4/21	Columbus	W, 4-3 OT	3-2	1-4	5-5	29-42	Backstrom	Holtby/Bobrovsky
6	4/23	@ Columbus	W, 6-3	4-2	1-3	4-4	28-38	Smith-Pelly	Holtby/Bobrovsky

### EASTERN CONFERENCE SECOND ROUND - WASHINGTON VS. PITTSBURGH PENGUINS (BEST OF SEVEN) - WASHINGTON WINS SERIES 4-2

GM	Date	Opponent	Result	Series	PP	PK	SF-SA	GWG	Goalies
1	4/26	Pittsburgh	L, 2-3	0-1	0-1	2-2	34-25	Guentzel	Holtby/Murray
2	4/29	Pittsburgh	W, 4-1	1-1	1-3	3-3	32-33	Vrana	Holtby/Murray
3	5/1	@ Pittsburgh	W, 4-3	2-1	1-4	3-4	22-22	Ovechkin	Holtby/Murray
4	5/3	@ Pittsburgh	L, 1-3	2-2	1-3	2-4	21-24	Malkin	Holtby/Murray
5	5/5	Pittsburgh	W, 6-3	3-2	1-3	3-5	32-39	Vrana	Holtby/Murray
6	5/7	@ Pittsburgh	W, 2-1 OT	4-2	0-1	1-1	30-22	Kuznetsov	Holtby/Murray

### EASTERN CONFERENCE FINAL - WASHINGTON VS. TAMPA BAY LIGHTNING (BEST OF SEVEN) - WASHINGTON WINS SERIES 4-3

GM	Date	Opponent	Result	Series	PP	PK	SF-SA	GWG	Goalies
1	5/11	@ Tampa Bay	W, 4-2	1-0	2-4	2-3	32-21	Beagle	Holtby/Vasilevskiy, Domingue
2	5/13	@ Tampa Bay	W, 6-2	2-0	1-3	2-4	37-35	Eller	Holtby/Vasilevskiy
3	5/15	Tampa Bay	L, 2-4	2-1	0-3	3-5	38-23	Hedman	Holtby/Vasilevskiy
4	5/17	Tampa Bay	L, 2-4	2-2	0-4	1-2	38-20	Killorn	Holtby/Vasilevskiy
5	5/19	@ Tampa Bay	L, 2-3	2-3	0-0	0-1	30-22	Callahan	Holtby/Vasilevskiy
6	5/21	Tampa Bay	W, 3-0	3-3	1-1	2-2	34-24	Oshie	Holtby/Vasilevskiy
7	5/23	@ Tampa Bay	W, 4-0	4-3	0-2	1-1	23-29	Ovechkin	Holtby/Vasilevskiy

### STANLEY CUP FINAL - WASHINGTON VS. VEGAS GOLDEN KNIGHTS (BEST OF SEVEN) - WASHINGTON WINS SERIES 4-1

GM	Date	Opponent	Result	Series	PP	PK	SF-SA	GWG	Goalies
1	5/28	@ Vegas	L, 4-6	0-1	0-1	0-1	28-34	Nosek	Holtby/Fleury
2	5/30	@ Vegas	W, 3-2	1-1	1-2	4-5	26-39	Orpik	Holtby/Fleury
3	6/2	Vegas	W, 3-1	2-1	0-4	2-2	26-22	Kuznetsov	Holtby/Fleury
4	6/4	Vegas	W, 6-2	3-1	3-5	4-4	23-30	Smith-Pelly	Holtby/Fleury
5	6/7	@ Vegas	W, 4-3	4-1	1-4	1-2	33-31	Eller	Holtby/Fleury

# Game-by-Game Playoff Results

## 2016-17

### EASTERN CONFERENCE FIRST ROUND - WASHINGTON VS. TORONTO MAPLE LEAFS (BEST OF SEVEN) - WASHINGTON WINS SERIES 4-2

GM	Date	Opponent	Result	Series	PP	PK	SF-SA	GWG	Goalies
1	4/13	Toronto	W, 3-2 OT	1-0	1-3	1-1	44-37	Wilson	Holtby/Andersen
2	4/15	Toronto	L, 3-4 OT	1-1	2-5	4-5	50-51	Kapanen	Holtby/Andersen
3	4/17	@ Toronto	L, 3-4 OT	1-2	0-3	2-3	26-28	Bozak	Holtby/Andersen
4	4/19	@ Toronto	W, 5-4	2-2	1-1	3-4	27-34	Oshie	Holtby/Andersen
5	4/21	Toronto	W, 2-1 OT	3-2	1-3	4-4	28-25	Williams	Holtby/Andersen
6	4/23	@ Toronto	W, 2-1 OT	4-2	0-2	1-1	36-38	Johansson	Holtby/Andersen

### EASTERN CONFERENCE SECOND ROUND - WASHINGTON VS. PITTSBURGH PENGUINS (BEST OF SEVEN) - PITTSBURGH WINS SERIES 4-3

GM	Date	Opponent	Result	Series	PP	PK	SF-SA	GWG	Goalies
1	4/27	Pittsburgh	L, 2-3	0-1	0-0	2-2	35-21	Bonino	Holtby/Fleury
2	4/29	Pittsburgh	L, 2-6	0-2	1-5	2-3	36-24	Guentzel	Holtby, Grubauer/Fleury
3	5/1	@ Pittsburgh	W, 3-2 OT	1-2	2-5	5-5	33-30	Shattenkirk	Holtby, Fleury
4	5/3	@ Pittsburgh	L, 2-3	1-3	0-4	4-5	38-18	Schultz	Holtby, Fleury
5	5/6	Pittsburgh	W, 4-2	2-3	0-3	1-2	32-22	Kuznetsov	Holtby, Fleury
6	5/8	@ Pittsburgh	W, 5-2	3-3	2-4	3-3	26-18	Backstrom	Holtby, Fleury
7	5/10	Pittsburgh	L, 0-2	3-4	0-2	2-2	29-28	Rust	Holtby, Fleury

## 2015-16

### EASTERN CONFERENCE FIRST ROUND - WASHINGTON VS. PHILADELPHIA FLYERS (BEST OF SEVEN) - WASHINGTON WINS SERIES 4-2

GM	Date	Opponent	Result	Series	PP	PK	SF-SA	GWG	Goalies
1	4/14	Philadelphia	W, 2-0	1-0	1-6	4-4	31-19	Carlson	Holtby/Mason
2	4/16	Philadelphia	W, 4-1	2-0	2-2	4-4	23-42	Chimera	Holtby/Mason
3	4/18	@ Philadelphia	W, 6-1	3-0	5-9	5-5	27-32	Ovechkin	Holtby/Mason
4	4/20	@ Philadelphia	L, 1-2	3-1	0-2	1-2	32-25	MacDonald	Holtby/Neuvirth
5	4/22	Philadelphia	L, 0-2	3-2	0-3	6-6	44-11	White	Holtby/Neuvirth
6	4/24	@ Philadelphia	W, 1-0	4-2	0-5	3-3	29-26	Backstrom	Holtby/Neuvirth

### EASTERN CONFERENCE SECOND ROUND - WASHINGTON VS. PITTSBURGH PENGUINS (BEST OF SEVEN) - PITTSBURGH WINS SERIES 4-2

GM	Date	Opponent	Result	Series	PP	PK	SF-SA	GWG	Goalies
1	4/28	Pittsburgh	W, 4-3 OT	1-0	0-4	2-2	35-45	Oshie	Holtby/Murray
2	4/30	Pittsburgh	L, 1-2	1-1	1-2	5-5	24-35	Fehr	Holtby/Murray
3	5/2	@ Pittsburgh	L, 2-3	1-2	0-4	3-3	49-23	Hagelin	Holtby/Murray
4	5/4	@ Pittsburgh	L, 2-3 OT	1-3	0-2	4-4	36-33	Hornqvist	Holtby/Murray
5	5/7	Pittsburgh	W, 3-1	2-3	2-5	1-2	19-31	Oshie	Holtby/Murray
6	5/10	@ Pittsburgh	L, 3-4 OT	2-4	2-6	1-3	39-42	Bonino	Holtby/Murray

## 2014-15

### EASTERN CONFERENCE FIRST ROUND - WASHINGTON VS. NEW YORK ISLANDERS (BEST OF SEVEN) - WASHINGTON WINS SERIES 4-3

GM	Date	Opponent	Result	Series	PP	PK	SF-SA	GWG	Goalies
1	4/15	NY Islanders	L, 1-4	0-1	0-2	2-2	25-27	Strome	Holtby/Halak
2	4/17	NY Islanders	W, 4-3	1-1	1-1	1-1	35-21	Chimera	Grubauer/Halak
3	4/19	@ NY Islanders	L, 1-2 OT	1-2	0-3	3-3	25-42	Tavares	Holtby/Halak
4	4/21	@ NY Islanders	W, 2-1 OT	2-2	0-1	4-4	30-37	Backstrom	Holtby/Halak
5	4/23	NY Islanders	W, 5-1	3-2	0-3	2-2	41-23	Alzner	Holtby/Halak, Neuvirth
6	4/25	@ NY Islanders	L, 1-3	3-3	1-3	1-1	39-38	Kulemin	Holtby/Halak
7	4/27	NY Islanders	W, 2-1	4-3	0-0	1-1	26-11	Kuznetsov	Holtby/Halak

# Game-by-Game Playoff Results

**EASTERN CONFERENCE SECOND ROUND - WASHINGTON VS. NEW YORK RANGERS (BEST OF SEVEN) - NEW YORK WINS SERIES 4-3**

GM	Date	Opponent	Result	Series	PP	PK	SF-SA	GWG	Goalies
1	4/30	@ NY Rangers	W, 2-1	1-0	1-2	2-2	29-32	Ward	Holtby/Lundqvist
2	5/2	@ NY Rangers	L, 2-3	1-1	0-1	3-4	32-35	Brassard	Holtby/Lundqvist
3	5/4	NY Rangers	W, 1-0	2-1	0-2	2-2	22-30	Beagle	Holtby/Lundqvist
4	5/6	NY Rangers	W, 2-1	3-1	0-1	1-1	30-29	Burakovsky	Holtby/Lundqvist
5	5/8	@ NY Rangers	L, 1-2 OT	3-2	0-2	2-2	29-43	McDonagh	Holtby/Lundqvist
6	5/10	NY Rangers	L, 3-4	3-3	0-4	2-3	45-28	Boyle	Holtby/Lundqvist
7	5/13	@ NY Rangers	L, 1-2 OT	3-4	0-3	3-4	36-39	Stepan	Holtby/Lundqvist

**2012-13**
**EASTERN CONFERENCE QUARTERFINALS - WASHINGTON VS. NEW YORK RANGERS (BEST OF SEVEN) - NEW YORK WINS SERIES 4-3**

GM	Date	Opponent	Result	Series	PP	PK	SF-SA	GWG	Goalies
1	5/2	NY Rangers	W 3-1	1-0	1-5	4-4	30-36	Johansson	Holtby/Lundqvist
2	5/4	NY Rangers	W 1-0 OT	2-0	1-2	3-3	38-24	Green	Holtby/Lundqvist
3	5/6	@ NY Rangers	L 3-4	2-1	0-3	5-6	31-30	Stepan	Holtby/Lundqvist
4	5/8	@ NY Rangers	L 3-4	2-2	0-2	3-4	30-34	Stepan	Holtby/Lundqvist
5	5/10	NY Rangers	W 2-1 OT	3-2	1-2	4-4	35-25	Ribeiro	Holtby/Lundqvist
6	5/12	@ NY Rangers	L 0-1	3-3	0-0	5-5	27-29	Brassard	Holtby/Lundqvist
7	5/13	NY Rangers	L 0-5	3-4	0-2	2-2	35-27	Asham	Holtby/Lundqvist

**2011-12**
**EASTERN CONFERENCE QUARTERFINALS - WASHINGTON VS. BOSTON BRUINS (BEST OF SEVEN) - WASHINGTON WINS SERIES 4-3**

GM	Date	Opponent	Result	Series	PP	PK	SF-SA	GWG	Goalies
1	4/12	@ Boston	L 0-1 OT	0-1	0-2	4-4	17-30	Kelly	Holtby/Thomas
2	4/14	@ Boston	W 2-1 2OT	1-1	0-3	2-2	39-44	Backstrom	Holtby/Thomas
3	4/16	Boston	L 3-4	1-2	1-4	5-5	32-29	Chara	Holtby/Thomas
4	4/19	Boston	W 2-1	2-2	1-3	1-1	21-45	Semin	Holtby/Thomas
5	4/21	@ Boston	W 4-3	3-2	1-2	2-3	32-37	Brouwer	Holtby/Thomas
6	4/22	Boston	L 3-4 OT	3-3	0-4	4-5	39-31	Seguin	Holtby/Thomas
7	4/25	@ Boston	W 2-1 OT	4-3	0-1	3-3	27-32	Ward	Holtby/Thomas

**EASTERN CONFERENCE SEMIFINALS - WASHINGTON VS. NEW YORK RANGERS (BEST OF SEVEN) - NEW YORK WINS SERIES 4-3**

GM	Date	Opponent	Result	Series	PP	PK	SF-SA	GWG	Goalies
1	4/28	@ NY Rangers	L 1-3	0-1	0-4	4-4	18-14	Kreider	Holtby/Lundqvist
2	4/30	@ NY Rangers	W 3-2	1-1	1-3	2-3	25-28	Ovechkin	Holtby/Lundqvist
3	5/2	NY Rangers	L 1-2 3OT	1-2	0-3	3-4	46-49	Gaborik	Holtby/Lundqvist
4	5/5	NY Rangers	W 3-2	2-2	1-2	2-2	26-20	Green	Holtby/Lundqvist
5	5/7	@ NY Rangers	L 2-3 OT	2-3	1-4	3-5	18-38	Staal	Holtby/Lundqvist
6	5/9	NY Rangers	W 2-1	3-3	1-3	5-5	23-31	Chimera	Holtby/Lundqvist
7	5/12	@ NY Rangers	L 1-2	3-4	0-1	2-2	23-31	Del Zotto	Holtby/Lundqvist

**2010-11**
**EASTERN CONFERENCE QUARTERFINALS - WASHINGTON VS. NEW YORK RANGERS (BEST-OF-SEVEN) - WASHINGTON WINS SERIES 4-1**

GM	Date	Opponent	Result	Series	PP	PK	SF-SA	GWG	Goalies
1	4/13	NY Rangers	W 2-1 OT	1-0	0-2	2-2	33-25	Semin	Neuvirth/Lundqvist
2	4/15	NY Rangers	W 2-0	2-0	1-3	2-2	18-22	Chimera	Neuvirth/Lundqvist
3	4/17	@ NY Rangers	L 2-3	2-1	1-3	6-7	25-35	Dubinsky	Neuvirth/Lundqvist
4	4/20	@ NY Rangers	W 4-3 2OT	3-1	0-4	7-7	53-39	Chimera	Neuvirth/Lundqvist
5	4/23	NY Rangers	W 3-1	4-1	1-4	2-2	27-27	Ovechkin	Neuvirth/Lundqvist

# Game-by-Game Playoff Results

## EASTERN CONFERENCE SEMIFINALS – WASHINGTON VS. TAMPA BAY (BEST-OF-SEVEN) – TAMPA BAY WINS SERIES 4-0

1	4/29	Tampa Bay	L 2-4	0-1	0-5	3-4	28-24	Stamkos	Neuvirth/Roloson
2	5/1	Tampa Bay	L 2-3 OT	0-2	0-6	4-5	37-23	Lecavalier	Neuvirth/Roloson
3	5/3	@ Tampa Bay	L 3-4	0-3	1-5	4-4	32-30	Malone	Neuvirth/Roloson
4	5/4	@ Tampa Bay	L 3-5	0-4	1-3	3-5	36-37	Bergeron	Neuvirth/Roloson

## 2009-10

### EASTERN CONFERENCE QUARTERFINALS – WASHINGTON VS. MONTREAL CANADIENS (BEST-OF-SEVEN) – MONTREAL WINS SERIES 4-3

GM	Date	Opponent	Result	Series	PP	PK	SF-SA	GWG	Goalies
1	4/15	Montreal	L 2-3 OT	0-1	0-4	3-4	47-38	Plekanec	Theodore/Halak
2	4/17	Montreal	W 6-5 OT	1-1	0-3	2-3	37-24	Backstrom	Varlamov/Halak
3	4/19	@ Montreal	W 5-1	2-1	0-7	4-5	36-27	Laich	Varlamov/Halak, Price
4	4/21	@ Montreal	W 6-3	3-1	1-5	3-4	38-39	Chimera	Varlamov/Price
5	4/23	Montreal	L 1-2	3-2	0-5	6-6	38-28	Moen	Varlamov/Halak
6	4/26	@ Montreal	L 1-4	3-3	0-6	4-5	54-22	Cammalleri	Varlamov/Halak
7	4/28	Montreal	L 1-2	3-4	0-3	2-3	42-16	Moore	Varlamov/Halak

## 2008-09

### EASTERN CONFERENCE QUARTERFINALS – WASHINGTON VS. NEW YORK RANGERS (BEST-OF-SEVEN) – WASHINGTON WINS SERIES 4-3

GM	Date	Opponent	Result	Series	PP	PK	SF-SA	GWG	Goalies
1	4/15	NY Rangers	L 3-4	0-1	2-7	2-4	35-21	Dubinsky	Theodore/Lundqvist
2	4/18	NY Rangers	L 0-1	0-2	0-3	5-5	35-24	Callahan	Varlamov/Lundqvist
3	4/20	@ NY Rangers	W 4-0	1-2	2-6	6-6	40-33	Semin	Varlamov/Lundqvist
4	4/22	@ NY Rangers	L 1-2	1-3	0-6	3-3	39-21	Drury	Varlamov/Lundqvist
5	4/24	NY Rangers	W 4-0	2-3	0-7	4-4	21-20	Bradley	Varlamov/Lundqvist, Valiquette
6	4/26	@ NY Rangers	W 5-3	3-3	2-2	6-8	22-32	Kozlov	Varlamov/Lundqvist
7	4/28	NY Rangers	W 2-1	4-3	0-2	1-1	24-15	Fedorov	Varlamov/Lundqvist

### EASTERN CONFERENCE SEMIFINALS – WASHINGTON VS. PITTSBURGH (BEST-OF-SEVEN) – PITTSBURGH WINS SERIES 4-3

1	5/2	Pittsburgh	W 3-2	1-0	1-2	5-5	26-36	Fleischmann	Varlamov/Fleury
2	5/4	Pittsburgh	W 4-3	2-0	1-5	3-5	33-36	Ovechkin	Varlamov/Fleury
3	5/6	@ Pittsburgh	L 2-3 OT	2-1	1-2	6-7	23-42	Letang	Varlamov/Fleury
4	5/8	@ Pittsburgh	L 3-5	2-2	0-4	5-6	22-28	Crosby	Varlamov/Fleury
5	5/9	Pittsburgh	L 3-4 OT	2-3	1-2	1-2	31-42	Malkin	Varlamov/Fleury
6	5/11	@ Pittsburgh	W 5-4 OT	3-3	1-4	3-5	24-42	Steckel	Varlamov/Fleury
7	5/13	Pittsburgh	L 2-6	3-4	0-0	2-4	21-30	Guerin	Varlamov, Theodore/Fleury

### EASTERN CONFERENCE SEMIFINALS – WASHINGTON VS. PITTSBURGH (BEST-OF-SEVEN) – PITTSBURGH WINS SERIES 4-3

1	5/2	Pittsburgh	W 3-2	1-0	1-2	5-5	26-36	Fleischmann	Varlamov/Fleury
2	5/4	Pittsburgh	W 4-3	2-0	1-5	3-5	33-36	Ovechkin	Varlamov/Fleury
3	5/6	@ Pittsburgh	L 2-3 OT	2-1	1-2	6-7	23-42	Letang	Varlamov/Fleury
4	5/8	@ Pittsburgh	L 3-5	2-2	0-4	5-6	22-28	Crosby	Varlamov/Fleury
5	5/9	Pittsburgh	L 3-4 OT	2-3	1-2	1-2	31-42	Malkin	Varlamov/Fleury
6	5/11	@ Pittsburgh	W 5-4 OT	3-3	1-4	3-5	24-42	Steckel	Varlamov/Fleury
7	5/13	Pittsburgh	L 2-6	3-4	0-0	2-4	21-30	Guerin	Varlamov, Theodore/Fleury

# Game-by-Game Playoff Results

## 2007-08

EASTERN CONFERENCE QUARTERFINALS – WASHINGTON VS. PHILADELPHIA (BEST-OF-SEVEN) – PHILADELPHIA WINS SERIES 4-3

GM	Date	Opponent	Result	Series	PP	PK	SF-SA	GWG	Goalies
1	4/11	Philadelphia	W 5-4	1-0	1-3	2-3	27-22	Ovechkin	Huet/Biron
2	4/13	Philadelphia	L 0-2	1-1	0-6	5-5	24-41	Umberger	Huet/Biron
3	4/15	@ Philadelphia	L 3-6	1-2	1-7	6-7	19-33	Briere	Huet/Biron
4	4/17	@ Philadelphia	L 3-4 2OT	1-3	2-4	6-7	41-46	Knuble	Huet/Biron
5	4/19	Philadelphia	W 3-2	2-3	2-6	2-3	26-32	Semin	Huet/Biron
6	4/21	@ Philadelphia	W 4-2	3-3	1-5	3-5	40-35	Ovechkin	Huet/Biron
7	4/22	Philadelphia	L 2-3 OT	3-4	1-4	4-6	41-34	Lupul	Huet/Biron

## 2002-03

EASTERN CONFERENCE QUARTERFINALS – WASHINGTON VS. TAMPA BAY (BEST-OF-SEVEN) – TAMPA BAY WINS SERIES 4-2

GM	Date	Opponent	Result	Series	PP	PK	SF-SA	GWG	Goalies
1	4/10	@ Tampa Bay	W 3-0	1-0	0-3	4-4	22-28	Lang	Kolzig/Khabibulin
2	4/12	@ Tampa Bay	W 6-3	2-0	3-6	4-4	31-43	Nylander	Kolzig/Khabibulin
3	4/15	Tampa Bay	L 3-4 OT	2-1	1-4	3-4	19-28	Lecavalier	Kolzig/Khabibulin
4	4/16	Tampa Bay	L 1-3	2-2	0-3	6-6	23-25	St. Louis	Kolzig/Khabibulin
5	4/18	@ Tampa Bay	L 1-2	2-3	0-4	2-3	23-22	St. Louis	Kolzig/Khabibulin
6	4/20	Tampa Bay	L 1-2 3OT	2-4	1-7	4-6	61-46	St. Louis	Kolzig/Khabibulin

## 2000-01

EASTERN CONFERENCE QUARTERFINALS – WASHINGTON VS. PITTSBURGH (BEST-OF-SEVEN) – PITTSBURGH WINS SERIES 4-2

GM	Date	Opponent	Result	Series	PP	PK	SF-SA	GWG	Goalies
1	4/12	Pittsburgh	W 1-0	1-0	1-5	1-1	27-16	Bondra	Kolzig/Hedberg
2	4/14	Pittsburgh	L 1-2	1-1	1-3	1-2	18-27	Lemieux	Kolzig/Hedberg
3	4/16	@ Pittsburgh	L 0-3	1-2	0-4	4-4	34-24	Stevens	Kolzig/Hedberg
4	4/18	@ Pittsburgh	W 4-3 OT	2-2	3-4	3-5	29-32	Halpern	Kolzig/Hedberg
5	4/21	Pittsburgh	L 1-2	2-3	1-3	3-3	22-18	Lemieux	Kolzig/Hedberg
6	4/23	@ Pittsburgh	L 3-4 OT	2-4	1-3	4-6	31-36	Straka	Kolzig/Hedberg

## 1999-00

EASTERN CONFERENCE QUARTERFINALS – PITTSBURGH VS. WASHINGTON (BEST-OF-SEVEN) – PITTSBURGH WINS SERIES 4-1

GM	Date	Opponent	Result	Series	PP	PK	SF-SA	GWG	Goalies
1	4/13	Pittsburgh	L 0-7	0-1	0-5	5-8	32-26	Laukkanen	Kolzig, Billington/Tugnut
2	4/15	@ Pittsburgh	L 1-2 OT	0-2	1-5	8-9	38-21	Jagr	Kolzig/Tugnut
3	4/17	@ Pittsburgh	L 3-4	0-3	1-3	4-5	27-22	Slegr	Kolzig/Tugnut
4	4/19	Pittsburgh	W 3-2	1-3	1-6	3-4	37-23	Halpern	Kolzig/Tugnut
5	4/21	Pittsburgh	L 1-2	1-4	0-2	3-3	26-17	Jagr	Kolzig/Tugnut

## 1997-98

EASTERN CONFERENCE QUARTERFINALS – WASHINGTON VS. BOSTON (BEST-OF-SEVEN) – WASHINGTON WINS SERIES 4-2

GM	Date	Opponent	Result	Series	PP	PK	SF-SA	GWG	Goalies
1	4/22	Boston	W 3-1	1-0	0-2	3-4	28-28	Gonchar	Kolzig/Dafoe
2	4/24	Boston	L 3-4 2OT	1-1	1-2	6-7	28-40	Van Impe	Kolzig/Dafoe
3	4/26	@ Boston	W 3-2 OT	2-1	1-5	8-10	27-54	Juneau	Kolzig/Dafoe
4	4/28	@ Boston	W 3-0	3-1	1-3	7-7	18-38	Oates	Kolzig/Dafoe
5	5/1	Boston	L 0-4	3-2	0-5	4-6	26-30	Samsonov	Kolzig/Dafoe
6	5/3	@ Boston	W 3-2 2OT	4-2	0-3	6-6	33-49	Bellows	Kolzig/Dafoe

# Game-by-Game Playoff Results

## EASTERN CONFERENCE SEMIFINALS – WASHINGTON VS. OTTAWA (BEST-OF-SEVEN) – WASHINGTON WINS SERIES 4-1

1	5/7	Ottawa	W 4-2	1-0	0-2	4-5	23-38	Bondra	Kolzig/Rhodes, Tugnut
2	5/9	Ottawa	W 6-1	2-0	1-4	7-7	18-31	Juneau	Kolzig/Tugnut
3	5/11	@ Ottawa	L 3-4	2-1	2-4	2-5	17-34	Yashin	Kolzig/Rhodes
4	5/13	@ Ottawa	W 2-0	3-1	0-3	5-5	11-36	Gonchar	Kolzig/Rhodes
5	5/15	Ottawa	W 3-0	4-1	1-3	4-4	21-29	Juneau	Kolzig/Rhodes

## EASTERN CONFERENCE FINALS – WASHINGTON VS. BUFFALO (BEST-OF-SEVEN) – WASHINGTON WINS SERIES 4-2

1	5/23	Buffalo	L 0-2	0-1	0-5	7-7	19-20	Grosek	Kolzig/Hasek
2	5/25	Buffalo	W 3-2 OT	1-1	1-7	3-4	39-33	Krygier	Kolzig/Hasek
3	5/28	@ Buffalo	W 4-3 OT	2-1	2-4	4-5	30-30	Bondra	Kolzig/Hasek
4	5/30	@ Buffalo	W 2-0	3-1	0-4	7-7	19-30	Berube	Kolzig/Hasek
5	6/2	Buffalo	L 1-2	3-2	1-5	4-4	35-16	Woolley	Kolzig/Hasek
6	6/4	@ Buffalo	W 3-2 OT	4-2	1-6	6-6	38-41	Juneau	Kolzig/Hasek

## STANLEY CUP FINAL – WASHINGTON VS. DETROIT (BEST-OF-SEVEN) – DETROIT WINS SERIES 4-0

1	6/9	@ Detroit	L 1-2	0-1	0-4	3-3	17-31	Lidstrom	Kolzig/Osgood
2	6/11	@ Detroit	L 4-5 OT	0-2	1-4	4-4	33-60	Draper	Kolzig/Osgood
3	6/13	Detroit	L 1-2	0-3	1-5	5-5	18-34	Fedorov	Kolzig/Osgood
4	6/16	Detroit	L 1-4	0-4	0-4	2-5	31-38	Lapointe	Kolzig/Osgood

## 1995-96

### EASTERN CONFERENCE QUARTERFINALS – WASHINGTON VS. PITTSBURGH (BEST-OF-SEVEN) – PITTSBURGH WINS SERIES 4-2

GM	Date	Opponent	Result	Series	PP	PK	SF-SA	GWG	Goalies
1	4/17	@ Pittsburgh	W 6-4	1-0	1-5	5-6	35-28	Krygier	Carey, Kolzig/Barrasso
2	4/19	@ Pittsburgh	W 5-3	2-0	3-6	6-7	34-36	Bondra	Kolzig/Barrasso
3	4/22	Pittsburgh	L 1-4	2-1	1-10	5-6	39-19	Murray	Carey/Wregget
4	4/24	Pittsburgh	L 2-3 4OT	2-2	2-8	8-10	63-65	Nedved	Kolzig/Wregget
5	4/26	@ Pittsburgh	L 1-4	2-3	0-5	9-9	40-32	Leroux	Kolzig/Wregget
6	4/28	Pittsburgh	L 2-3	2-4	0-4	2-4	37-26	Francis	Carey, Kolzig/Wregget

## 1994-95

### EASTERN CONFERENCE QUARTERFINALS – WASHINGTON VS. PITTSBURGH (BEST-OF-SEVEN) – PITTSBURGH WINS SERIES 4-3

GM	Date	Opponent	Result	Series	PP	PK	SF-SA	GWG	Goalies
1	5/6	@ Pittsburgh	W 5-4	1-0	0-6	4-7	34-27	Gonchar	Carey, Kolzig/Wregget
2	5/8	@ Pittsburgh	L 3-5	1-1	1-5	4-6	22-33	Stevens	Carey/Wregget
3	5/10	Pittsburgh	W 6-2	2-1	3-10	8-9	28-25	Bondra	Carey/Wregget, Barrasso
4	5/12	Pittsburgh	W 6-2	3-1	0-8	5-5	31-22	Pearson	Carey/Barrasso
5	5/14	@ Pittsburgh	L 5-6 OT	3-2	2-6	4-5	28-31	Robitaille	Carey/Wregget
6	5/16	Pittsburgh	L 1-7	3-3	0-6	4-6	31-21	Jagr	Carey, Kolzig, Dafoe/Wregget
7	5/18	@ Pittsburgh	L 0-3	3-4	0-3	3-4	33-18	MacIver	Carey/Wregget

## 1993-94

### EASTERN CONFERENCE QUARTERFINALS – WASHINGTON VS. PITTSBURGH (BEST-OF-SEVEN) – WASHINGTON WINS SERIES 4-2

GM	Date	Opponent	Result	Series	PP	PK	SF-SA	GWG	Goalies
1	4/17	@ Pittsburgh	W 5-3	1-0	0-5	4-4	31-30	Juneau	Beaupre/Barrasso
2	4/19	@ Pittsburgh	L 1-2	1-1	1-7	5-6	35-17	Tocchet	Dafoe/Barrasso
3	4/21	Pittsburgh	W 2-0	2-1	0-6	7-7	17-27	Reekie	Beaupre/Barrasso
4	4/23	Pittsburgh	W 4-1	3-1	1-2	2-2	30-22	Bondra	Beaupre/Barrasso
5	4/25	@ Pittsburgh	L 2-3	3-2	0-5	3-3	28-22	Jagr	Dafoe/Barrasso
6	4/27	Pittsburgh	W 6-3	4-2	1-4	5-6	29-22	Johansson	Beaupre/Barrasso

# Game-by-Game Playoff Results

**EASTERN CONFERENCE SEMIFINALS – WASHINGTON VS. NY RANGERS (BEST-OF-SEVEN) – NY RANGERS WIN SERIES 4-1**

1	5/1	@ NY Rangers	L 3-6	0-1	1-6	6-7	30-24	Noonan	Beaupre/Richter
2	5/3	@ NY Rangers	L 2-5	0-2	0-4	4-4	24-25	Tikkanen	Tabaracci/Richter
3	5/5	NY Rangers	L 0-3	0-3	0-4	2-4	21-21	Leetch	Beaupre/Richter
4	5/7	NY Rangers	W 4-2	1-3	1-6	5-6	23-27	Woolley	Beaupre/Richter, Healy
5	5/9	@ NY Rangers	L 3-4	1-4	0-5	4-4	31-36	Leetch	Beaupre, Tabaracci/Richter

**1992-93**
**PATRICK DIVISION SEMIFINALS – NY ISLANDERS VS. WASHINGTON (BEST-OF-SEVEN) – NY ISLANDERS WIN SERIES 4-2**

GM	Date	Opponent	Result	Series	PP	PK	SF-SA	GWG	Goalies
1	4/18	NY Islanders	W 3-1	1-0	2-5	5-5	27-23	Hunter	Tabaracci/Healy
2	4/20	NY Islanders	L 4-5 2OT	1-1	2-5	5-5	45-61	Mullen	Tabaracci/Healy
3	4/22	@ NY Islanders	L 3-4 OT	1-2	0-2	4-4	25-30	Ferraro	Tabaracci/Healy
4	4/24	@ NY Islanders	L 3-4 2OT	1-3	2-6	4-5	40-46	Ferraro	Tabaracci/Healy
5	4/26	NY Islanders	W 6-4	2-3	2-4	4-4	26-32	Iafate	Beaupre/Healy, Fitzpatrick
6	4/28	@ NY Islanders	L 3-5	2-4	1-4	6-6	26-33	Green	Beaupre/Healy

**1991-92**
**PATRICK DIVISION SEMIFINALS – PITTSBURGH VS. WASHINGTON (BEST-OF-SEVEN) – PITTSBURGH WINS SERIES 4-3**

GM	Date	Opponent	Result	Series	PP	PK	SF-SA	GWG	Goalies
1	4/19	Pittsburgh	W 3-1	1-0	0-3	2-2	31-33	Druce	Beaupre/Barrasso
2	4/21	Pittsburgh	W 6-2	2-0	3-8	5-7	31-35	Pivonka	Beaupre/Barrasso
3	4/23	@ Pittsburgh	L 4-6	2-1	2-11	9-12	34-29	Lemieux	Beaupre/Barrasso
4	4/25	@ Pittsburgh	W 7-2	3-1	1-3	5-5	35-33	Khristich	Beaupre/Barrasso, Wregget
5	4/27	Pittsburgh	L 2-5	3-2	0-4	1-2	23-25	Murphy	Beaupre/Barrasso
6	4/29	@ Pittsburgh	L 4-6	3-3	1-6	1-5	29-39	Lemieux	Beaupre/Barrasso
7	5/1	Pittsburgh	L 1-3	3-4	0-1	0-1	19-21	Jagr	Beaupre/Barrasso

**1990-91**
**PATRICK DIVISION SEMIFINALS – WASHINGTON VS. NY RANGERS (BEST-OF-SEVEN) – WASHINGTON WINS SERIES 4-2**

GM	Date	Opponent	Result	Series	PP	PK	SF-SA	GWG	Goalies
1	4/3	@ NY Rangers	L 1-2	0-1	0-5	5-5	29-30	Nicholls	Beaupre/Richter
2	4/5	@ NY Rangers	W 3-0	1-1	1-7	8-8	32-36	Ciccarelli	Beaupre/Richter
3	4/7	NY Rangers	L 0-6	1-2	0-5	7-9	37-38	King	Beaupre, Liut/Richter
4	4/9	NY Rangers	W 3-2	2-2	0-2	4-4	26-21	May	Beaupre/Richter
5	4/11	@ NY Rangers	W 5-4 OT	3-2	1-5	5-6	55-35	Ciccarelli	Beaupre/Richter
6	4/13	NY Rangers	W 4-2	4-2	0-3	3-4	26-25	Ridley	Beaupre/Richter, Vanbiesbrouck

**PATRICK DIVISION FINAL – WASHINGTON VS. PITTSBURGH (BEST-OF-SEVEN) – PITTSBURGH WINS SERIES 4-1**

1	4/17	@ Pittsburgh	W 4-2	1-0	2-4	1-3	31-26	Iafate	Beaupre/Pietrangelo
2	4/19	@ Pittsburgh	L 6-7 OT	1-1	3-6	4-6	42-43	Stevens	Beaupre, Liut/Pietrangelo
3	4/21	Pittsburgh	L 1-3	1-2	1-6	4-4	27-22	Stevens	Beaupre/Barrasso
4	4/23	Pittsburgh	L 1-3	1-3	0-4	5-6	39-19	Stevens	Beaupre/Barrasso
5	4/25	@ Pittsburgh	L 1-4	1-4	0-2	4-4	34-31	Francis	Beaupre/Barrasso



# Game-by-Game Playoff Results

## 1989-90

### PATRICK DIVISION SEMIFINALS – WASHINGTON VS. NEW JERSEY (BEST-OF-SEVEN) – WASHINGTON WINS SERIES 4-2

GM	Date	Opponent	Result	Series	PP	PK	SF-SA	GWG	Goalies
1	4/5	@ New Jersey	W 5-4 OT	1-0	1-6	6-7	24-30	Ciccarelli	Liut/Burke
2	4/7	@ New Jersey	L 5-6	1-1	1-5	6-8	26-39	Stastny	Liut, Beaupre/Terreri
3	4/9	New Jersey	L 1-2	1-2	1-8	4-5	21-10	Shanahan	Liut/Terreri
4	4/11	New Jersey	W 3-1	2-2	1-5	4-4	33-24	Druce	Beaupre/Burke
5	4/13	@ New Jersey	W 4-3	3-2	0-2	3-4	24-20	Courtnall	Beaupre/Terreri
6	4/15	New Jersey	W 3-2	4-2	0-3	3-3	32-34	Druce	Beaupre/Terreri

### PATRICK DIVISION FINALS – WASHINGTON VS. NY RANGERS (BEST-OF-SEVEN) – WASHINGTON WINS SERIES 4-1

GM	Date	Opponent	Result	Series	PP	PK	SF-SA	GWG	Goalies
1	4/19	@ NY Rangers	L 3-7	0-1	0-3	3-6	35-38	Ogrodnick	Liut/Vanbiesbrouck
2	4/21	@ NY Rangers	W 6-3	1-1	2-3	5-6	25-28	Druce	Beaupre/Vanbiesbrouck, Richter
3	4/23	NY Rangers	W 7-1	2-1	3-9	7-7	49-19	Courtnall	Beaupre, Liut/Richter
4	4/25	NY Rangers	W 4-3 OT	3-1	2-7	7-8	25-33	Langway	Liut/Richter, Vanbiesbrouck
5	4/27	@ NY Rangers	W 2-1 OT	4-1	0-6	5-5	34-29	Druce	Liut/Vanbiesbrouck

### WALES CONFERENCE FINALS – WASHINGTON VS. BOSTON (BEST-OF-SEVEN) – BOSTON WINS SERIES 4-0

GM	Date	Opponent	Result	Series	PP	PK	SF-SA	GWG	Goalies
1	5/3	@ Boston	L 3-5	0-1	1-3	4-5	26-35	Propp	Liut/Moog
2	5/5	@ Boston	L 0-3	0-2	0-4	3-3	28-30	Carpenter	Beaupre/Moog
3	5/7	Boston	L 1-4	0-3	1-6	4-5	26-24	Janney	Beaupre/Moog
4	5/9	Boston	L 2-3	0-4	0-1	2-3	14-17	Neely	Liut/Moog

## 1988-89

### PATRICK DIVISION SEMIFINALS – WASHINGTON VS. PHILADELPHIA (BEST-OF-SEVEN) – PHILADELPHIA WINS SERIES 4-2

GM	Date	Opponent	Result	Series	PP	PK	SF-SA	GWG	Goalies
1	4/5	Philadelphia	W 3-2	1-0	1-8	4-5	36-29	Franceschetti	Peeters/Hextall
2	4/6	Philadelphia	L 2-3	1-1	1-8	2-4	21-26	Propp	Peeters/Hextall
3	4/8	@ Philadelphia	W 4-3 OT	2-1	2-5	5-6	44-24	Miller	Peeters/Hextall
4	4/9	@ Philadelphia	L 2-5	2-2	1-9	4-6	32-31	Murphy	Peeters/Hextall
5	4/11	Philadelphia	L 5-8	2-3	3-9	3-5	34-26	Eklund	Peeters/Hextall
6	4/13	@ Philadelphia	L 3-4	2-4	1-4	7-8	34-28	Tocchet	Peeters/Hextall

## 1987-88

### PATRICK DIVISION SEMIFINALS – WASHINGTON VS. PHILADELPHIA (BEST-OF-SEVEN) – WASHINGTON WINS SERIES 4-3

GM	Date	Opponent	Result	Series	PP	PK	SF-SA	GWG	Goalies
1	4/6	Philadelphia	L 2-4	0-1	2-8	3-4	37-31	Poulin	Peeters/Hextall
2	4/7	Philadelphia	W 5-4	1-1	0-4	5-5	28-35	Miller	Peeters/Hextall
3	4/9	@ Philadelphia	L 3-4	1-2	1-6	5-6	17-29	Samuelsson	Peeters/Hextall
4	4/10	@ Philadelphia	L 4-5 OT	1-3	0-4	5-5	26-30	Craven	Malarchuk/Hextall, Laforest
5	4/12	Philadelphia	W 5-2	2-3	0-8	7-8	32-33	Hatcher	Peeters/Hextall, Laforest
6	4/14	@ Philadelphia	W 7-2	3-3	4-9	7-8	28-26	Gustafson	Peeters/Hextall
7	4/16	Philadelphia	W 5-4	4-3	1-8	4-5	40-33	Hunter	Peeters/Hextall

### PATRICK DIVISION FINALS – WASHINGTON VS. NEW JERSEY (BEST-OF-SEVEN) – NEW JERSEY WINS SERIES 4-3

GM	Date	Opponent	Result	Series	PP	PK	SF-SA	GWG	Goalies
1	4/18	New Jersey	W 3-1	1-0	1-3	4-4	31-34	Murphy	Peeters/Burke
2	4/20	New Jersey	L 2-5	1-1	1-9	4-7	30-30	Brotten	Peeters/Burke
3	4/22	@ New Jersey	L 4-10	1-2	1-9	5-8	32-31	Samuelsson	Malarchuk, Peeters/Burke
4	4/24	@ New Jersey	W 4-1	2-2	1-11	5-6	31-25	Sunderstrom	Malarchuk, Peeters/Burke
5	4/26	New Jersey	L 1-3	2-3	0-6	4-5	29-31	Kurvers	Malarchuk/Sauve

# Game-by-Game Playoff Results

## 1986-87

### PATRICK DIVISION SEMIFINALS – WASHINGTON VS. NY ISLANDERS (BEST-OF-SEVEN) – NY ISLANDERS WIN SERIES 4-3

GM	Date	Opponent	Result	Series	PP	PK	SF-SA	GWG	Goalies
1	4/8	NY Islanders	W 4-3	1-0	0-8	5-6	32-28	Ridley	Peeters/Hrudey
2	4/9	NY Islanders	L 1-3	1-1	0-5	2-3	28-24	Trottier	Peeters/Hrudey
3	4/11	@ NY Islanders	W 2-0	2-1	0-6	4-4	32-26	Murphy	Mason/Hrudey
4	4/12	@ NY Islanders	W 4-1	3-1	0-9	4-5	37-26	Christian	Mason/Hrudey
5	4/14	NY Islanders	L 2-4	3-2	1-6	6-6	42-24	Gilbert	Peeters/Hrudey
6	4/16	@ NY Islanders	L 4-5	3-3	1-2	3-4	27-34	LaFontaine	Mason/Hrudey
7	4/18	NY Islanders	L 2-3 4OT	3-4	0-2	2-2	75-57	LaFontaine	Mason/Hrudey

## 1985-86

### PATRICK DIVISION SEMIFINALS – WASHINGTON VS. NY ISLANDERS (BEST-OF-FIVE) – WASHINGTON WINS SERIES 3-0

GM	Date	Opponent	Result	Series	PP	PK	SF-SA	GWG	Goalies
1	4/9	NY Islanders	W 3-1	1-0	0-5	5-5	36-33	Carpenter	Peeters/Hrudey
2	4/10	NY Islanders	W 5-2	2-0	0-2	1-2	34-29	Stevens	Peeters/Smith
3	4/12	@ NY Islanders	W 3-1	3-0	-	-	23-28	Stevens	Peeters/Hrudey

### PATRICK DIVISION FINALS – WASHINGTON VS. NY RANGERS (BEST-OF-SEVEN) – NY RANGERS WIN SERIES 4-2

GM	Date	Opponent	Result	Series	PP	PK	SF-SA	GWG	Goalies
1	4/17	NY Rangers	L 3-4 OT	0-1	0-3	3-3	27-23	MacLellan	Peeters/Vanbiesbrouck
2	4/19	NY Rangers	W 8-1	1-1	2-7	7-7	39-20	Laughlin	Peeters/Vanbiesbrouck, Hanlon
3	4/21	@ NY Rangers	W 6-3	2-1	-	-	28-42	Barrett	Peeters/Vanbiesbrouck
4	4/23	@ NY Rangers	L 5-6 OT	2-2	-	-	29-30	Brooke	Peeters/Vanbiesbrouck
5	4/25	NY Rangers	L 2-4	2-3	2-6	2-3	32-27	Sandstrom	Peeters/Vanbiesbrouck
6	4/27	@ NY Rangers	L 1-2	2-4	-	-	28-21	Larouche	Peeters/Vanbiesbrouck

## 1984-85

### PATRICK DIVISION SEMIFINALS – WASHINGTON VS. NY ISLANDERS (BEST-OF-FIVE) – NY ISLANDERS WIN SERIES 3-2

GM	Date	Opponent	Result	Series	PP	PK	SF-SA	GWG	Goalies
1	4/10	NY Islanders	W 4-3 OT	1-0	2-10	4-5	42-17	Haworth	Riggin/Smith
2	4/11	NY Islanders	W 2-1 2OT	2-0	0-5	2-2	41-37	Gartner	Jensen/Hrudey
3	4/13	@ NY Islanders	L 1-2	2-1	0-2	3-3	16-15	Sutter	Jensen/Smith
4	4/14	@ NY Islanders	L 4-6	2-2	2-5	4-6	33-34	Trottier	Jensen/Smith
5	4/16	NY Islanders	L 1-2	2-3	0-4	3-3	31-32	Sutter	Riggin/Smith

## 1983-84

### PATRICK DIVISION SEMIFINALS – WASHINGTON VS. PHILADELPHIA (BEST-OF-FIVE) – WASHINGTON WINS SERIES 3-0

GM	Date	Opponent	Result	Series	PP	PK	SF-SA	GWG	Goalies
1	4/4	Philadelphia	W 4-2	1-0	0-3	0-1	26-21	Duchesne	Riggin/Froese, Lindbergh
2	4/5	Philadelphia	W 6-2	2-0	2-6	2-2	32-32	Laughlin	Jensen/Froese
3	4/7	@ Philadelphia	W 5-1	3-0	1-2	4-4	32-38	Laughlin	Jensen/Lindbergh, Froese

### PATRICK DIVISION FINALS – WASHINGTON VS. NY ISLANDERS (BEST-OF-SEVEN) – NY ISLANDERS WIN SERIES 4-1

GM	Date	Opponent	Result	Series	PP	PK	SF-SA	GWG	Goalies
1	4/12	@ NY Islanders	W 3-2	1-0	2-6	2-3	27-18	Laughlin	Jensen/Smith, Melanson
2	4/13	@ NY Islanders	L 4-5 OT	1-1	4-7	4-5	35-22	Kallur	Jensen, Riggin/Smith
3	4/15	NY Islanders	L 1-3	1-2	0-3	3-3	33-19	Sutter	Riggin/Smith
4	4/16	NY Islanders	L 2-5	1-3	0-4	2-2	24-23	Boutilier	Riggin, Jensen/Smith
5	4/18	@ NY Islanders	L 3-5	1-4	1-7	3-5	26-28	Flatley	Jensen, Riggin/Smith



# Game-by-Game Playoff Results

## 1982-83

PATRICK DIVISION SEMIFINALS – WASHINGTON VS. NY ISLANDERS (BEST-OF-FIVE) – NY ISLANDERS WIN SERIES 3-1

GM	Date	Opponent	Result	Series	PP	PK	SF-SA	GWG	Goalies
1	4/6	@ NY Islanders	L 2-5	0-1	-	-	29-37	Tonelli	Riggin/Smith
2	4/7	@ NY Islanders	W 4-2	1-1	-	-	39-32	Gould	Jensen/Smith
3	4/9	NY Islanders	L 2-6	1-2	-	-	28-28	Trottier	Jensen, Riggin/Smith
4	4/10	NY Islanders	L 3-6	1-3	-	-	31-37	Hallin	Jensen, Riggin/Smith



# Year-by-Year Playoff Statistics

## 2023-24

Player	GP	G	A	PTS	PIM
Martin Fehervary	4	2	1	3	2
Tom Wilson	4	1	2	3	16
John Carlson	4	1	1	2	2
Dylan Strome	4	1	1	2	0
Hendrix Lapierre	4	1	1	2	0
Aliaksei Protas	4	0	2	2	0
Connor McMichael	4	1	0	1	2
T.J. Oshie	4	0	1	1	4
Max Pacioretty	4	0	1	1	2
Alex Alexeyev	4	0	1	1	4
Alex Ovechkin	4	0	0	0	0
Nick Jensen	1	0	0	0	2
Nic Dowd	4	0	0	0	6
Dylan McClath	4	0	0	0	10
Trevor van Riemsdyk	3	0	0	0	0
Sonny Milano	4	0	0	0	0
Nicolas Aube-Kubel	3	0	0	0	2
Lucas Johansen	2	0	0	0	0
Beck Malenstyn	4	0	0	0	2
Rasmus Sandin	1	0	0	0	2
Vincent Iorio	1	0	0	0	0
Ivan Miroschnichenko	1	0	0	0	0

Goaltender	GP	MIN	W	L	GAA	SO	SA	PCT
Charlie Lindgren	4	235	0	4	3.58	0	103	.864

## 2021-22

Player	GP	G	A	PTS	PIM
T.J. Oshie	6	6	1	7	0
Nicklas Backstrom	6	2	4	6	4
Alex Ovechkin	6	1	5	6	0
Evgeny Kuznetsov	6	2	3	5	2
John Carlson	6	1	4	5	2
Anthony Mantha	6	0	4	4	13
Justin Schultz	6	1	2	3	6
Lars Eller	6	1	2	3	0
Garnet Hathaway	6	1	1	2	16
Trevor van Riemsdyk	6	1	1	2	0
Nic Dowd	6	1	1	2	4
Marcus Johansson	6	1	1	2	0
Johan Larsson	6	0	2	2	2
Tom Wilson	1	1	0	1	0
Connor McMichael	4	0	1	1	0
Conor Sheary	6	0	1	1	0
Dmitry Orlov	6	0	1	1	2
Brett Leason	1	0	0	0	0
Martin Fehervary	6	0	0	0	8
Nick Jensen	6	0	0	0	4

Goaltender	GP	MIN	W	L	GAA	SO	SA	PCT
Ilya Samsonov	5	263	1	3	2.97	0	148	.912
Vitek Vanecek	2	100	1	1	4.21	0	51	.863

## 2020-21

Player	GP	G	A	PTS	PIM
Alex Ovechkin	5	2	2	4	2
T.J. Oshie	5	1	3	4	0
Garnet Hathaway	5	2	1	3	4
Dmitry Orlov	5	0	3	3	6
Nic Dowd	5	2	0	2	4
Tom Wilson	5	1	1	2	6
John Carlson	5	0	2	2	6
Anthony Mantha	5	0	2	2	6
Conor Sheary	5	1	0	1	2
Brenden Dillon	5	1	0	1	0
Daniel Sprong	3	0	1	1	4
Nicklas Backstrom	5	0	1	1	0
Carl Hagelin	5	0	1	1	0
Lars Eller	4	0	1	1	0
Michael Raffl	4	0	0	0	4
Evgeny Kuznetsov	3	0	0	0	0
Nick Jensen	5	0	0	0	2
Justin Schultz	5	0	0	0	2
Zdeno Chara	5	0	0	0	2
Daniel Carr	1	0	0	0	2

Goaltender	GP	MIN	W	L	GAA	SO	SA	PCT
Craig Anderson	2	201	1	1	2.67	0	70	.929
Ilya Samsonov	3	201	0	3	2.99	0	99	.899
Vitek Vanecek	1	13	0	0	4.56	0	4	.750

## 2019-20

Player	GP	G	A	PTS	PIM
John Carlson	5	0	6	6	2
Alex Ovechkin	8	4	1	5	2
Evgeny Kuznetsov	8	3	2	5	4
T.J. Oshie	8	3	0	3	13
Tom Wilson	8	1	2	3	23
Dmitry Orlov	8	0	3	3	4
Radko Gudas	5	0	2	2	2
Richard Panik	8	1	0	1	6
Travis Boyd	4	1	0	1	0
Brenden Dillon	8	0	1	1	8
Lars Eller	5	0	1	1	2
Michal Kempny	5	0	1	1	4
Nicklas Backstrom	5	0	1	1	0
Carl Hagelin	8	0	1	1	2
Ilya Kovalchuk	8	0	1	1	2
Brian Pinho	2	0	0	0	0
Nic Dowd	8	0	0	0	4
Martin Fehervary	2	0	0	0	0
Jonas Siegenthaler	7	0	0	0	0
Jakub Vrana	8	0	0	0	2
Garnet Hathaway	8	0	0	0	12
Nick Jensen	8	0	0	0	0

Goaltender	GP	MIN	W	L	GAA	SO	SA	PCT
Braden Holtby	8	483	2	5	2.49	0	213	.906

## 2018-19

Player	GP	G	A	PTS	PIM
Alex Ovechkin	7	4	5	9	19
Nicklas Backstrom	7	5	3	8	4
Evgeny Kuznetsov	7	1	5	6	2
Tom Wilson	7	3	2	5	2
John Carlson	7	0	5	5	6
Dmitry Orlov	7	0	4	4	4
Lars Eller	7	1	2	3	2
Brett Connolly	7	2	0	2	6
Brooks Orpik	7	1	1	2	8
Andre Burakovsky	7	1	1	2	0
T.J. Oshie	4	1	1	2	4
Matt Niskanen	7	0	2	2	0
Nic Dowd	7	1	0	1	6
Carl Hagelin	7	0	1	1	0
Nick Jensen	7	0	0	0	2
Jakub Vrana	7	0	0	0	6
Travis Boyd	1	0	0	0	0
Christian Djoos	3	0	0	0	0
Jonas Siegenthaler	4	0	0	0	2
Devante Smith-Pelly	3	0	0	0	0
Chandler Stephenson	6	0	0	0	2

Goaltender	GP	MIN	W	L	GAA	SO	SA	PCT
Braden Holtby	7	449	3	4	2.67	1	233	.914

## 2017-18

Player	GP	G	A	PTS	PIM
Evgeny Kuznetsov	24	12	20	32	16
Alex Ovechkin	24	15	12	27	8
Nicklas Backstrom	20	5	18	23	6
T.J. Oshie	24	8	13	21	31
John Carlson	24	5	15	20	8
Lars Eller	24	7	11	18	18
Tom Wilson	21	5	10	15	31
Brett Connolly	24	6	3	9	6
Matt Niskanen	24	1	8	9	8
Devante Smith-Pelly	24	7	1	8	12
Jakub Vrana	23	3	5	8	2
Jay Beagle	23	2	6	8	8
Dmitry Orlov	24	2	6	8	4
Chandler Stephenson	24	2	5	7	8
Andre Burakovsky	13	2	4	6	4
Michal Kempny	24	2	3	5	10
Brooks Orpik	24	1	4	5	15
Alex Chiasson	16	1	1	2	4
Christian Djoos	22	0	1	1	4
Jakub Jerabek	2	0	1	1	2
Nathan Walker	1	0	1	1	0
Shane Gersich	2	0	0	0	0
Travis Boyd	1	0	0	0	0

Goaltender	GP	MIN	W	L	GAA	SO	SA	PCT
Braden Holtby	23	1,386	16	7	2.16	2	639	.922
Philipp Grubauer	2	106	0	1	4.55	0	49	.837

# Year-by-Year Playoff Statistics

## 2016-17

Player	GP	G	A	PTS	PIM
Nicklas Backstrom	13	6	7	13	2
T.J. Oshie	13	4	8	12	4
Evgeny Kuznetsov	13	5	5	10	8
Justin Williams	13	3	6	9	6
Alex Ovechkin	13	5	3	8	8
Marcus Johansson	13	2	6	8	2
Kevin Shattenkirk	13	1	5	6	6
Andre Burakovsky	13	3	3	6	2
Lars Eller	13	0	5	5	10
Nate Schmidt	11	1	3	4	4
Matt Niskanen	13	1	3	4	19
John Carlson	13	2	2	4	4
Tom Wilson	13	3	0	3	34
Dmitry Orlov	13	0	3	3	2
Brooks Orpik	13	0	2	2	11
Daniel Winnik	13	0	0	0	0
Brett Connolly	7	0	0	0	0
Paul Carey	1	0	0	0	0
Jay Beagle	13	0	0	0	4
Karl Alzner	7	0	0	0	2

Goaltender	GP	MIN	W	L	GAA	SO	SA	PCT
Braden Holtby	13	803	7	6	2.46	0	364	.909
Philipp Grubauer	1	19	0	0	6.46	0	9	.778

## 2015-16

Player	GP	G	A	PTS	PIM
Alex Ovechkin	12	5	7	12	2
John Carlson	12	5	7	12	4
Nicklas Backstrom	12	2	9	11	8
T.J. Oshie	12	6	4	10	11
Justin Williams	12	3	4	7	14
Marcus Johansson	12	2	5	7	2
Jay Beagle	12	3	0	3	2
Matt Niskanen	12	0	3	3	6
Jason Chimera	12	1	1	2	12
Evgeny Kuznetsov	12	1	1	2	8
Karl Alzner	12	0	2	2	6
Andre Burakovsky	12	1	0	1	6
Braden Holtby	12	0	1	1	0
Tom Wilson	12	0	1	1	13
Dmitry Orlov	11	0	1	1	2
Nate Schmidt	10	0	1	1	2
Taylor Chorney	7	0	1	1	4
Mike Richards	12	0	0	0	4
Daniel Winnik	12	0	0	0	4
Brooks Orpik	6	0	0	0	10
Mike Weber	2	0	0	0	0

Goaltender	GP	MIN	W	L	GAA	SO	SA	PCT
Braden Holtby	12	732	6	6	1.72	2	363	.942

## 2014-15

Player	GP	G	A	PTS	PIM
Alex Ovechkin	14	5	4	9	6
Joel Ward	14	3	6	9	2
Nicklas Backstrom	14	3	5	8	2
Evgeny Kuznetsov	14	5	2	7	8
Jason Chimera	14	3	4	7	4
John Carlson	14	1	5	6	4
Jay Beagle	14	1	4	5	4
Karl Alzner	14	2	2	4	6
Marcus Johansson	14	1	3	4	2
Matt Niskanen	14	0	4	4	0
Andre Burakovsky	11	2	1	3	0
Troy Brouwer	14	0	3	3	10
Brooks Laich	14	1	1	2	0
Brooks Orpik	14	0	2	2	8
Mike Green	14	0	2	2	14
Curtis Glencross	10	1	0	1	2
Tim Gleason	14	0	1	1	5
Braden Holtby	13	0	1	1	0
Tom Wilson	13	0	1	1	25
Eric Fehr	4	0	0	0	2
Michael Latta	4	0	0	0	2

Goaltender	GP	MIN	W	L	GAA	SO	SA	PCT
Braden Holtby	13	806	6	7	1.71	1	412	.944
Philipp Grubauer	1	60	1	0	3.00	0	21	.857

## 2012-13

Player	GP	G	A	PTS	PIM
Mike Green	7	2	2	4	4
Mathieu Perreault	7	1	3	4	0
Joel Ward	7	1	3	4	6
Nicklas Backstrom	7	1	2	3	0
Jason Chimera	7	1	2	3	4
Karl Alzner	7	1	1	2	2
Alex Ovechkin	7	1	1	2	4
Troy Brouwer	7	1	1	2	10
Mike Ribeiro	7	1	1	2	10
Marcus Johansson	7	1	1	2	0
Jay Beagle	7	1	0	1	4
John Carlson	7	0	1	1	4
John Erskine	7	0	1	1	4
Jack Hillen	7	0	1	1	6
Steve Oleksy	7	0	1	1	4
Eric Fehr	7	0	0	0	6
Matt Hendricks	7	0	0	0	0
Martin Erat	4	0	0	0	4
Tom Wilson	3	0	0	0	0

Goaltender	GP	MIN	W	L	GAA	SO	SA	PCT
Braden Holtby	7	433	3	4	2.22	1	189	.922

## 2011-12

Player	GP	G	A	PTS	PIM
Alex Ovechkin	14	5	4	9	8
Nicklas Backstrom	13	2	6	8	18
Jason Chimera	14	4	3	7	6
Brooks Laich	14	2	5	7	6
John Carlson	14	2	3	5	8
Joel Ward	14	1	4	5	6
Alexander Semin	14	3	1	4	10
Mike Green	14	2	2	4	10
Troy Brouwer	14	2	2	4	8
Roman Hamrlik	14	1	3	4	12
Mike Knuble	11	2	1	3	6
Marcus Johansson	14	1	2	3	0
Dennis Wideman	14	0	3	3	2
Matt Hendricks	14	1	1	2	6
Jay Beagle	12	1	1	2	4
Karl Alzner	14	0	2	2	0
Keith Aucoin	14	0	2	2	2
John Erskine	4	0	1	1	0
Jeff Schultz	10	0	0	0	2
Mathieu Perreault	4	0	0	0	0
Jeff Halpern	2	0	0	0	4

Goaltender	GP	MIN	W	L	GAA	SO	SA	PCT
Braden Holtby	14	922	7	7	1.95	0	459	.935

## 2010-11

Player	GP	G	A	PTS	PIM
Alex Ovechkin	9	5	5	10	10
Brooks Laich	9	1	6	7	2
Alexander Semin	9	4	2	6	8
Marcus Johansson	9	2	4	6	0
Mike Green	8	1	5	6	8
Jason Arnott	9	1	5	6	2
Jason Chimera	9	2	2	4	2
John Carlson	9	2	1	3	4
Marco Sturm	9	1	2	3	4
Mike Knuble	6	2	0	2	8
John Erskine	9	1	1	2	6
Nicklas Backstrom	9	0	2	2	4
Eric Fehr	5	1	0	1	0
Scott Hannan	9	0	1	1	2
Karl Alzner	9	0	1	1	0
Matt Bradley	9	0	0	0	4
Sean Collins	1	0	0	0	0
Matt Hendricks	7	0	0	0	4
Jeff Schultz	9	0	0	0	6
Boyd Gordon	9	0	0	0	6

Goaltender	GP	MIN	W	L	GAA	SO	SA	PCT
Michal Neuvirth	9	590	4	5	2.34	1	261	.912

# Year-by-Year Playoff Statistics

## 2009-10

Player	GP	G	A	PTS	PIM
Alex Ovechkin	7	5	5	10	0
Nicklas Backstrom	7	5	4	9	4
Mike Knuble	7	2	4	6	6
Eric Fehr	7	3	1	4	4
John Carlson	7	1	3	4	0
Tom Poti	6	0	4	4	5
Brooks Laich	7	2	1	3	4
Matt Bradley	7	1	2	3	2
Jason Chimera	7	1	2	3	2
Mike Green	7	0	3	3	12
Joe Corvo	7	1	1	2	4
Boyd Gordon	6	1	1	2	0
Alexander Semin	7	0	2	2	4
Eric Belanger	7	0	1	1	4
Jeff Schultz	7	0	1	1	4
Tomas Fleischmann	6	0	1	1	6
Brendan Morrison	5	0	1	1	2
Shaone Morrisonn	5	0	0	0	2
David Steckel	3	0	0	0	0
Tyler Sloan	2	0	0	0	0
Scott Walker	1	0	0	0	0
Karl Alzner	1	0	0	0	0

Goaltender	GP	MIN	W	L	GAA	SO	SA	PCT
Semyon Varlamov	6	349	3	3	2.41	0	153	.908
Jose Theodore	2	81	0	1	3.70	0	40	.875

## 2008-09

Player	GP	G	A	PTS	PIM
Alex Ovechkin	14	11	10	21	8
Nicklas Backstrom	14	3	12	15	8
Alexander Semin	14	5	9	14	16
Mike Green	14	1	8	9	12
Sergei Fedorov	14	1	7	8	12
Brooks Laich	14	3	4	7	10
Tom Poti	14	2	5	7	4
Viktor Kozlov	14	4	2	6	6
Matt Bradley	14	2	4	6	0
David Steckel	14	3	2	5	4
Tomas Fleischmann	14	3	1	4	4
Boyd Gordon	14	0	3	3	4
Milan Jurcina	14	2	0	2	12
Brian Pothier	13	0	2	2	8
Chris Clark	8	1	0	1	8
Shaone Morrisonn	14	0	1	1	8
John Erskine	12	0	1	1	16
Tyler Sloan	2	0	1	1	0
Semyon Varlamov	13	0	0	0	2
Eric Fehr	9	0	0	0	0
Donald Brashear	4	0	0	0	18
Jay Beagle	4	0	0	0	0
Michael Nylander	3	0	0	0	2
Jose Theodore	2	0	0	0	0
Jeff Schultz	1	0	0	0	0

Goaltender	GP	MIN	W	L	GAA	SO	SA	PCT
Semyon Varlamov	13	759	7	6	2.53	2	389	.918
Jose Theodore	2	97	0	1	3.71	0	33	.818

## 2007-08

Player	GP	G	A	PTS	PIM
Alex Ovechkin	7	4	5	9	0
Alexander Semin	7	3	5	8	8
Mike Green	7	3	4	7	15
Nicklas Backstrom	7	4	2	6	2
Brooks Laich	7	1	5	6	4
Sergei Fedorov	7	1	4	5	8
Viktor Kozlov	7	0	3	3	2
Donald Brashear	7	1	1	2	0
David Steckel	7	1	1	2	4
Matt Bradley	7	0	2	2	2
John Erskine	7	0	2	2	6
Steve Eminger	5	1	0	1	2
Eric Fehr	5	1	0	1	0
Tom Poti	7	0	1	1	8
Shaone Morrisonn	7	0	1	1	6
Tomas Fleischmann	2	0	0	0	0
Jeff Schultz	2	0	0	0	2
Matt Cooke	7	0	0	0	4
Cristobal Huet	7	0	0	0	2
Milan Jurcina	7	0	0	0	6
Boyd Gordon	7	0	0	0	0

Goaltender	GP	MIN	W	L	GAA	SO	SA	PCT
Cristobal Huet	7	451	3	4	2.93	0	242	.909

## 2002-03

Player	GP	G	A	PTS	PIM
Jaromir Jagr	6	2	5	7	2
Peter Bondra	6	4	2	6	8
Michael Nylander	6	3	2	5	8
Sergei Gonchar	6	0	5	5	4
Dainius Zubrus	6	2	2	4	4
Robert Lang	6	2	1	3	2
Mike Grier	6	1	1	2	2
Brendan Witt	6	1	0	1	0
Ivan Ciernik	2	0	1	1	6
Sergei Berezin	6	0	1	1	0
Jason Doig	6	0	1	1	6
Jeff Halpern	6	0	1	1	2
Calle Johansson	6	0	1	1	0
Brian Sutherby	5	0	0	0	10
Ken Klee	6	0	0	0	6
Steve Konowalchuk	6	0	0	0	6
Joel Kwiatkowski	6	0	0	0	2
Trent Whitfield	6	0	0	0	10

Goaltender	GP	MIN	W	L	GAA	SO	SA	PCT
Olie Kolzig	6	404	2	4	2.08	1	192	.927

## 2000-01

Player	GP	G	A	PTS	PIM
Steve Konowalchuk	6	2	3	5	14
Jeff Halpern	6	2	3	5	17
Sergei Gonchar	6	1	3	4	2
Trevor Linden	6	0	4	4	14
Calle Johansson	6	1	2	3	2
Peter Bondra	6	2	0	2	2
Brendan Witt	6	2	0	2	12
Ulf Dahlen	6	0	1	1	2
Ken Klee	6	0	1	1	8
Chris Simon	6	0	1	1	4
Glen Metropolit	1	0	0	0	0
Dmitri Khristich	3	0	0	0	0
Joe Reekie	4	0	0	0	4
Sylvain Cote	5	0	0	0	2
Trent Whitfield	5	0	0	0	2
Adam Oates	6	0	0	0	0
Joe Sacco	6	0	0	0	2
Rob Zettler	6	0	0	0	0
Andrei Nikolishin	6	0	0	0	2
Dainius Zubrus	6	0	0	0	2

Goaltender	GP	MIN	W	L	GAA	SO	SA	PCT
Olie Kolzig	6	375	2	4	2.24	1	153	.908

## 1999-00

Player	GP	G	A	PTS	PIM
Jeff Halpern	5	2	1	3	0
Calle Johansson	5	1	2	3	0
Adam Oates	5	0	3	3	4
Chris Simon	4	2	0	2	24
Peter Bondra	5	1	1	2	4
Andrei Nikolishin	5	0	2	2	4
Sergei Gonchar	5	1	0	1	6
Steve Konowalchuk	5	1	0	1	2
Ulf Dahlen	5	0	1	1	2
Ken Klee	5	0	1	1	10
Joe Reekie	5	0	1	1	2
Jim McKenzie	1	0	0	0	0
Glen Metropolit	2	0	0	0	2
Trent Whitfield	3	0	0	0	0
Brendan Witt	3	0	0	0	0
Terry Yake	3	0	0	0	0
Dmitri Mironov	4	0	0	0	4
Joe Murphy	5	0	0	0	8
Joe Sacco	5	0	0	0	4
Richard Zednik	5	0	0	0	5
Rob Zettler	5	0	0	0	2

Goaltender	GP	MIN	W	L	GAA	SO	SA	PCT
Craig Billington	1	20	0	0	3.00	0	5	.833
Olie Kolzig	5	284	1	4	3.40	0	87	.845

# Year-by-Year Playoff Statistics

## 1997-98

Player	GP	G	A	PTS	PIM
Joe Juneau	21	7	10	17	8
Adam Oates	21	6	11	17	8
Andrei Nikolishin	21	1	13	14	12
Brian Bellows	21	6	7	13	6
Peter Bondra	17	7	5	12	12
Sergei Gonchar	21	7	4	11	30
Richard Zednik	17	7	3	10	16
Calle Johansson	21	2	8	10	16
Esa Tikkanen	21	3	3	6	20
Phil Housley	18	0	4	4	4
Dale Hunter	21	0	4	4	30
Todd Krygier	13	1	2	3	6
Joe Reekie	21	1	2	3	20
Mark Tinordi	21	1	2	3	42
Michal Pivonka	13	0	3	3	0
Jeff Brown	2	0	2	2	0
Mike Eagles	12	0	2	2	2
Ken Klee	9	1	0	1	10
Brendan Witt	16	1	0	1	14
Chris Simon	18	1	0	1	26
Craig Berube	21	1	0	1	21
Kelly Miller	10	0	1	1	4
Jeff Toms	1	0	0	0	0
Jaroslav Svejkovsky	1	0	0	0	2
Olie Kolzig	21	0	0	0	4

Goaltender	GP	MIN	W	L	GAA	SO	SA	PCT
Olie Kolzig	21	1351	12	9	1.95	4	740	.944

## 1995-96

Player	GP	G	A	PTS	PIM
Joe Juneau	5	0	7	7	6
Sergei Gonchar	6	2	4	6	4
Dale Hunter	6	1	5	6	24
Peter Bondra	6	2	3	5	8
Michal Pivonka	6	3	2	5	18
Andrew Brunette	6	1	3	4	0
Pat Peake	5	2	1	3	12
Sylvain Cote	6	2	0	2	12
Todd Krygier	6	2	0	2	12
Mike Eagles	6	1	1	2	2
Steve Konowalchuk	2	0	2	2	0
Kelly Miller	6	0	1	1	4
Ken Klee	1	0	0	0	0
Nolan Baumgartner	1	0	0	0	10
Craig Berube	2	0	0	0	19
Keith Jones	2	0	0	0	7
Kevin Kaminski	3	0	0	0	16
Jeff Nelson	3	0	0	0	4
Jim Carey	3	0	0	0	0
Olaf Kolzig	5	0	0	0	4
Stefan Ustorf	5	0	0	0	0
Jim Johnson	6	0	0	0	6
Mark Tinordi	6	0	0	0	16
Eric Charron	6	0	0	0	8
Steve Poapst	6	0	0	0	0

Goaltender	GP	MIN	W	L	GAA	SO	SA	PCT
Jim Carey	3	97	0	1	6.19	0	39	.744
Olie Kolzig	5	341	2	3	1.94	0	167	.934

## 1994-95

Player	GP	G	A	PTS	PIM
Peter Bondra	7	5	3	8	10
Dale Hunter	7	4	4	8	24
Keith Jones	7	4	4	8	22
Joe Juneau	7	2	6	8	2
Steve Konowalchuk	7	2	5	7	12
Dmitri Khristich	7	1	4	5	0
Michal Pivonka	7	1	4	5	21
Calle Johansson	7	3	1	4	0
Sergei Gonchar	7	2	2	4	2
Sylvain Cote	7	1	3	4	2
Kelly Miller	7	0	3	3	4
Mike Eagles	7	0	2	2	4
Jim Johnson	7	0	2	2	8
Rob Pearson	3	1	0	1	17
Mark Tinordi	1	0	0	0	2
Dave Poulin	2	0	0	0	0
Igor Ulanov	2	0	0	0	4
Kevin Kaminski	5	0	0	0	36
Craig Berube	7	0	0	0	29
Joe Reekie	7	0	0	0	2
Ken Klee	7	0	0	0	4
Jim Carey	7	0	0	0	4

Goaltender	GP	MIN	W	L	GAA	SO	SA	PCT
Olie Kozig	2	44	1	0	1.36	0	21	.952
Byron Dafoe	1	20	0	0	3.00	0	3	.667
Jim Carey	7	358	2	4	4.19	0	151	.834

## 1993-94

Player	GP	G	A	PTS	PIM
Mike Ridley	11	4	6	10	6
Joe Juneau	11	4	5	9	6
Kelly Miller	11	2	7	9	0
Sylvain Cote	9	1	8	9	6
Michal Pivonka	7	4	4	8	4
Kevin Hatcher	11	3	4	7	37
Peter Bondra	9	2	4	6	4
Dmitri Khristich	11	2	3	5	10
Dave Poulin	11	2	2	4	19
Calle Johansson	6	1	3	4	4
Joe Reekie	11	2	1	3	29
Dale Hunter	7	0	3	3	14
Todd Krygier	5	2	0	2	10
John Slaney	11	1	1	2	2
Randy Burridge	11	0	2	2	12
Jason Woolley	4	1	0	1	4
Shawn Anderson	8	1	0	1	12
Pat Peake	8	0	1	1	8
Keith Jones	11	0	1	1	36
Steve Konowalchuk	11	0	1	1	10
Todd Nelson	4	0	0	0	0
Don Beaupre	8	0	0	0	2
Craig Berube	8	0	0	0	21

Goaltender	GP	MIN	W	L	GAA	SO	SA	PCT
Byron Dafoe	2	118	0	2	2.54	0	39	.872
Don Beaupre	8	429	5	2	2.94	1	191	.890
Rick Tabaracci	2	111	0	2	3.24	0	50	.880

## 1992-93

Player	GP	G	A	PTS	PIM
Dale Hunter	6	7	1	8	35
Dmitri Khristich	6	2	5	7	2
Al Iafrate	6	6	0	6	4
Mike Ridley	6	1	5	6	0
Peter Bondra	6	0	6	6	0
Pat Elynuik	6	3	2	5	19
Calle Johansson	6	0	5	5	6
Kelly Miller	6	0	3	3	2
Sylvain Cote	6	1	1	2	4
Todd Krygier	6	1	1	2	4
Paul Cavallini	6	0	2	2	18
Michal Pivonka	6	0	2	2	0
Randy Burridge	4	1	0	1	0
Steve Konowalchuk	2	0	1	1	0
Kevin Hatcher	6	0	1	1	14
Alan May	6	0	1	1	6
Don Beaupre	2	0	0	0	0
Rick Tabaracci	4	0	0	0	4
Shawn Anderson	6	0	0	0	0
Keith Jones	6	0	0	0	10

Goaltender	GP	MIN	W	L	GAA	SO	SA	PCT
Rick Tabaracci	4	304	1	3	2.76	0	160	.913
Don Beaupre	2	119	1	1	4.54	0	65	.862

## 1991-92

Player	GP	G	A	PTS	PIM
Mike Ridley	7	0	11	11	0
Dino Ciccarelli	7	5	4	9	14
Peter Bondra	7	6	2	8	4
Al Iafrate	7	4	2	6	14
Kevin Hatcher	7	2	4	6	19
Michal Pivonka	7	1	5	6	13
Dmitri Khristich	7	3	2	5	15
Dale Hunter	7	1	4	5	16
Calle Johansson	7	0	5	5	4
Todd Krygier	5	2	1	3	4
Sylvain Cote	7	1	2	3	4
Kelly Miller	7	1	2	3	4
John Druce	7	1	0	1	2
Randy Burridge	2	0	1	1	0
Rod Langway	7	0	1	1	2
Paul MacDermid	7	0	1	1	22
Dave Tippett	7	0	1	1	0
Brad Schlegel	7	0	1	1	2
Alan May	7	0	0	0	0

Goaltender	GP	MIN	W	L	GAA	SO	SA	PCT
Don Beaupre	7	419	3	4	3.15	0	212	.896



# Year-by-Year Playoff Statistics

## 1990-91

Player	GP	G	A	PTS	PIM
Dale Hunter	11	1	9	10	41
Dino Ciccarelli	11	5	4	9	22
Calle Johansson	10	2	7	9	8
Mike Ridley	11	3	4	7	8
Kelly Miller	11	4	2	6	6
Kevin Hatcher	11	3	3	6	8
Dave Tippett	10	2	3	5	8
Michal Pivonka	11	2	3	5	8
Al Iafrate	10	1	3	4	22
Dmitri Khristich	11	1	3	4	6
Stephen Leach	9	1	2	3	8
Mike Lalor	10	1	2	3	8
Tim Bergland	11	1	1	2	12
John Druce	11	1	1	2	7
Alan May	11	1	1	2	37
Rod Langway	11	0	2	2	6
Peter Bondra	4	0	1	1	2
Nick Kypreos	9	0	1	1	38
Jeff Greenlaw	1	0	0	0	2
Kent Paynter	1	0	0	0	0
Mike Liut	2	0	0	0	0
Neil Sheehy	2	0	0	0	19
Ken Sabourin	11	0	0	0	34

Goaltender	GP	MIN	W	L	GAA	SO	SA	PCT
Don Beaupre	11	624	5	5	2.79	1	294	.901
Mike Liut	2	48	0	1	5.00	0	30	.867

## 1989-90

Player	GP	G	A	PTS	PIM
John Druce	15	14	3	17	23
Geoff Courttnall	15	4	9	13	32
Dale Hunter	15	4	8	12	61
Dino Ciccarelli	8	8	3	11	6
Scott Stevens	15	2	7	9	25
Kelly Miller	15	3	5	8	23
John Tucker	12	1	7	8	0
Kevin Hatcher	11	0	8	8	32
Mike Ridley	14	3	4	7	8
Calle Johansson	15	1	6	7	4
Bob Rouse	15	2	3	5	47
Rod Langway	15	1	4	5	12
Stephen Leach	14	2	2	4	8
Bob Joyce	14	2	1	3	9
Tim Bergland	15	1	1	2	10
Michal Pivonka	11	0	2	2	6
Nick Kypreos	7	1	0	1	15
Neil Sheehy	10	0	1	1	92
Steve Maltais	1	0	0	0	0
Scott Kleinendorst	3	0	0	0	0
Kent Paynter	3	0	0	0	10
Don Beaupre	8	0	0	0	2
Rob Murray	9	0	0	0	18
Alan May	15	0	0	0	37

Goaltender	GP	MIN	W	L	GAA	SO	SA	PCT
Don Beaupre	8	401	4	3	2.69	0	187	.904
Mike Liut	9	507	4	4	3.31	0	223	.874

## 1988-89

Player	GP	G	A	PTS	PIM
Geoff Courttnall	6	2	5	7	12
Dino Ciccarelli	6	3	3	6	12
Bengt Gustafsson	4	2	3	5	6
Kevin Hatcher	6	1	4	5	20
Scott Stevens	6	1	4	5	11
Mike Ridley	6	0	5	5	2
Michal Pivonka	6	3	1	4	10
Dale Hunter	6	0	4	4	27
Calle Johansson	6	1	2	3	0
Bob Rouse	6	2	0	2	4
Dave Christian	6	1	1	2	0
Bob Gould	6	0	2	2	0
Lou Franceschetti	6	1	0	1	8
Stephen Leach	6	1	9	1	12
Kelly Miller	6	1	0	1	2
Chris Felix	1	0	1	1	0
Yvon Corriveau	1	0	0	0	0
John Druce	1	0	0	0	0
Doug Wickenheiser	5	0	0	0	2
Rod Langway	6	0	0	0	6
Pete Peeters	6	0	0	0	2
Neil Sheehy	6	0	0	0	19

Goaltender	GP	MIN	W	L	GAA	SO	SA	PCT
Pete Peeters	6	359	2	4	4.01	0	164	.853

## 1987-88

Player	GP	G	A	PTS	PIM
Bengt Gustafsson	14	4	9	13	6
Michal Pivonka	14	4	9	13	4
Dale Hunter	14	7	5	12	98
Kevin Hatcher	14	5	7	12	55
Scott Stevens	13	1	11	12	46
Mike Ridley	14	6	5	11	10
Dave Christian	14	5	6	11	6
Larry Murphy	13	4	4	8	33
Kelly Miller	13	4	4	8	10
Mike Gartner	14	3	4	7	14
Garry Galley	13	2	4	6	13
Greg Adams	14	0	5	5	58
Bob Gould	14	3	1	4	21
Stephen Leach	3	2	1	3	0
Yvon Corriveau	13	1	2	3	30
Peter Sundstrom	14	2	0	2	6
Grant Ledyard	14	1	0	1	3
Chris Felix	1	0	0	0	0
Jeff Greenlaw	1	0	0	0	19
Grant Jennings	1	0	0	0	0
Ed Kastelic	1	0	0	0	19
Lou Franceschetti	4	0	0	0	14
Clint Malarchuk	4	0	0	0	2
Rod Langway	6	0	0	0	8
Greg Smith	9	0	0	0	23
Pete Peeters	12	0	0	0	4

Goaltender	GP	MIN	W	L	GAA	SO	SA	PCT
Pete Peeters	12	654	7	5	3.12	0	326	.895
Clint Malarchuk	4	193	0	2	4.66	0	95	.842

## 1986-87

Player	GP	G	A	PTS	PIM
Mike Gartner	7	4	3	7	14
Scott Stevens	7	0	5	5	19
Kelly Miller	7	2	2	4	0
Larry Murphy	7	2	2	4	6
Greg Adams	7	1	3	4	38
Dave Christian	7	1	3	4	6
Gaetan Duchesne	7	3	0	3	14
Mike Ridley	7	2	1	3	6
Alan Haworth	6	0	3	3	7
Bob Gould	7	0	3	3	8
Michal Pivonka	7	1	1	2	2
Grant Martin	1	1	0	1	2
Ed Kastelic	5	1	0	1	13
Kevin Hatcher	7	1	0	1	20
John Blum	6	0	1	1	4
Rod Langway	7	0	1	1	2
Craig Laughlin	1	0	0	0	0
Garry Galley	2	0	0	0	0
Pete Peeters	3	0	0	0	2
Lou Franceschetti	7	0	0	0	23
Dave Jensen	7	0	0	0	2
Greg Smith	7	0	0	0	11

Goaltender	GP	MIN	W	L	GAA	SO	SA	PCT
Bob Mason	4	309	2	2	1.75	1	143	.937
Pete Peeters	3	180	1	2	3.00	0	76	.880

## 1985-86

Player	GP	G	A	PTS	PIM
Mike Gartner	9	2	10	12	4
Scott Stevens	9	3	8	11	12
Alan Haworth	9	4	6	10	11
Bob Carpenter	9	5	4	9	12
Dave Christian	9	4	4	8	0
Gaetan Duchesne	9	4	3	7	12
Bob Gould	9	4	3	7	11
Larry Murphy	9	1	5	6	6
Greg Adams	9	1	3	4	27
John Barrett	9	1	2	3	35
Greg Smith	9	1	2	3	9
Jorgen Pettersson	8	1	2	3	2
Rod Langway	9	1	2	3	6
Craig Laughlin	9	1	2	3	10
Yvon Corriveau	4	0	3	3	2
Kevin Hatcher	9	1	1	2	19
Stephen Leach	6	0	1	1	0
Dwight Schofield	3	0	0	0	14
Marc Taylor	3	0	0	0	0
Dave Jensen	4	0	0	0	0
Lou Franceschetti	8	0	0	0	15
Pete Peeters	9	0	0	0	2

Goaltender	GP	MIN	W	L	GAA	SO	SA	PCT
Pete Peeters	9	544	5	4	2.65	0	253	.905

# Year-by-Year Playoff Statistics

## 1984-85

Player	GP	G	A	PTS	PIM
Mike Gartner	5	4	3	7	9
Larry Murphy	5	2	3	5	0
Bob Carpenter	5	1	4	5	8
Bengt Gustafsson	5	1	3	4	0
Dave Christian	5	1	1	2	0
Lou Franceschetti	5	1	1	2	15
Alan Haworth	5	1	0	1	0
Doug Jarvis	5	1	0	1	0
Gaetan Duchesne	5	0	1	1	7
Bob Gould	5	0	1	1	2
Rod Langway	5	0	1	1	6
Mike McEwen	5	0	1	1	4
Scott Stevens	5	0	1	1	20
Darren Veitch	5	0	1	1	4
Kevin Hatcher	1	0	0	0	0
Mikko Leinonen	1	0	0	0	0
Peter Anderson	2	0	0	0	0
Timo Blomquist	2	0	0	0	0
Al Jensen	3	0	0	0	2
Gary Sampson	4	0	0	0	0
Greg Adams	5	0	0	0	9
Craig Laughlin	5	0	0	0	2

Goaltender	GP	MIN	W	L	GAA	SO	SA	PCT
Al Jensen	3	201	1	2	2.39	0	86	.906
Pat Rigglin	2	122	1	1	2.46	0	39	.872

## 1983-84

Player	GP	G	A	PTS	PIM
Mike Gartner	8	3	7	10	16
Dave Christian	8	5	4	9	5
Scott Stevens	8	1	8	9	5
Craig Laughlin	8	4	2	6	6
Alan Haworth	8	3	2	5	4
Bengt Gustafsson	8	2	3	5	0
Bryan Erickson	8	3	2	5	7
Doug Jarvis	8	2	3	5	6
Rod Langway	8	0	5	5	7
Bobby Carpenter	8	2	1	3	25
Gaetan Duchesne	8	2	1	3	2
Larry Murphy	8	0	3	3	6
Bob Gould	5	0	2	2	4
Glen Currie	8	1	0	1	0
Gary Sampson	8	1	0	1	0
Peter Andersson	3	0	1	1	2
Darren Veitch	5	0	1	1	15
Al Jensen	6	0	1	1	2
Dave Shand	8	0	1	1	13
Greg Adams	1	0	0	0	0
Andre Hidi	2	0	0	0	0
Lou Franceschetti	3	0	0	0	8
Pat Rigglin	5	0	0	0	2
Timo Blomqvist	8	0	0	0	8

Goaltender	GP	MIN	W	L	GAA	SO	SA	PCT
Pat Rigglin	5	230	1	3	2.35	0	81	.888
Al Jensen	6	258	3	1	3.26	0	120	.882

## 1982-83

Player	GP	G	A	PTS	PIM
Bob Gould	4	5	0	5	4
Glen Currie	4	0	3	3	4
Gaetan Duchesne	4	1	1	2	4
Dennis Maruk	4	1	1	2	2
Brian Engblom	4	0	2	2	2
Bobby Carpenter	4	1	0	1	2
Ken Houston	4	1	0	1	4
Craig Laughlin	4	1	0	1	0
Scott Stevens	4	1	0	1	26
Bengt Gustafsson	4	1	0	1	4
Randy Holt	4	0	1	1	20
Doug Jarvis	4	0	1	1	0
Greg Theberge	4	0	1	1	0
Ted Bulley	1	0	0	0	0
Milan Novy	2	0	0	0	0
Chris Valentine	2	0	0	0	4
Timo Blomquist	3	0	0	0	16
Mike Gartner	4	0	0	0	4
Alan Haworth	4	0	0	0	2
Rod Langway	4	0	0	0	0

Goaltender	GP	MIN	W	L	GAA	SO	SA	PCT
Al Jensen	3	139	1	2	4.32	0	75	.867
Pat Rigglin	3	101	0	1	4.75	0	59	.864

# Playoff Record Book

## TEAM - PLAYOFF

### ALL-TIME APPEARANCES

33

### STANLEY CUP CHAMPIONSHIPS

1 2018

### STANLEY CUP FINAL APPEARANCES

2 1998, 2018

### CONFERENCE FINALS APPEARANCES

3 1990, 1998, 2018

## TEAM - SEASON

### MOST GOALS

86 2018  
54 1988  
53 1998

#### At Home

39 2018  
25 1998  
1988

#### On Road

47 2018  
29 1988  
28 1998  
1990

### MOST GOALS AGAINST

61 2018  
50 1988  
48 1990

#### At Home

30 2018  
26 1988  
24 1998

#### On Road

32 1990  
31 2018  
24 1988

### MOST POWER-PLAY GOALS

22 2018  
14 1998  
1988

#### At Home

12 2018

#### On Road

10 2018

### MOST POWER-PLAY ATTEMPTS

99 1988

#### At Home

51 1988

#### On Road

48 1988

### MOST POWER-PLAY GOALS ALLOWED

18 2018  
15 1998

#### At Home

9 2018  
1998

#### On Road

9 2018  
1990

### MOST SHORTHANDED GOALS

4 1988

### MOST SHORTHANDED GOALS ALLOWED

3 1990

### MOST SHOTS

762 2018  
529 1998  
444 2015

### MOST SHOTS ALLOWED

740 1998  
691 2018  
459 2012

### MOST PENALTY MINUTES

529 1988

### MOST PENALTY MINUTES, OPPONENTS

635 1988

### MOST SHUTOUTS

4 1998  
2 2018  
2016  
2009

### MOST TIMES SHUTOUT

2 2013  
1998

### MOST CONSECUTIVE SHUTOUTS

2 5/21/18 to 5/23/18  
5/13/98 to 5/15/98

### FEWEST GOALS

7 2024  
8 2000  
10 2001  
2021

#### At Home

3 2024  
2001  
4 2000  
5 Three times; most recent 2003

#### On Road

3 2019  
2021  
4 2024  
2000

### FEWEST GOALS AGAINST

14 Three times; most recent 2003  
15 2024  
16 2013  
2021

#### At Home

4 2001  
6 1985  
7 Twice, most recent 2024

#### On Road

5 2003  
6 Twice; most recent 2000  
7 Twice, most recent 2021

### FEWEST POWER-PLAY GOALS

1 2010  
1983

### FEWEST POWER-PLAY GOALS ALLOWED

0 2022

### FEWEST POWER-PLAY ATTEMPTS

16 2013  
17 2024

### FEWEST POWER-PLAY ATTEMPTS, OPPONENTS

16 2024

### FEWEST SHOTS

101 2024

### FEWEST SHOTS ALLOWED

104 2024  
109 2000

### FEWEST PENALTY MINUTES

52 2021  
56 2024

### FEWEST PENALTY MINUTES, OPPONENTS

42 2013  
48 2024  
57 2000

## TEAM - SERIES

### MOST GOALS

31 1988 vs. PHI  
27 1992 vs. PIT  
26 1995 vs. PIT

#### At Home

17 1988 vs. PHI  
2019 vs. CAR

#### On Road

16 2018 vs. TB

### MOST GOALS AGAINST

29 1995 vs. PIT  
27 2009 vs. PIT

#### At Home

15 2009 vs. PIT

#### On Road

18 1995 vs. PIT

### MOST POWER-PLAY GOALS

11 1992 vs. PIT

#### At Home

6 2018 vs. CBJ  
1993 vs. NYI

#### On Road

7 1984 vs. NYI

### MOST POWER-PLAY ATTEMPTS

52 1988 vs. NJ

### MOST POWER-PLAY GOALS ALLOWED

10 1995 vs. PIT

#### At Home

5 2009 vs. PIT  
1996 vs. PIT  
1989 vs. PHI

#### On Road

7 1995 vs. PIT

### MOST POWER-PLAY ATTEMPTS, OPPONENT

42 1996 vs. PIT  
1995 vs. PIT

### MOST SHORTHANDED GOALS

3 1988 vs. PHI

### MOST SHORTHANDED GOALS ALLOWED

2 2024 vs. NYR  
1989 vs. PHI  
1990 vs. NYR

### MOST SHOTS

292 2010 vs. MTL  
273 1987 vs. NYI

### MOST SHOTS ALLOWED

256 2009 vs. PIT

### MOST PENALTY MINUTES

305 1988 vs. NJ

### MOST PENALTY MINUTES, OPPONENT

349 1988 vs. NJ

### FEWEST GOALS

6 1990 vs. BOS  
7 2024 vs. NYR  
1998 vs. DET  
8 2000 vs. PIT  
2020 vs. NYI

#### At Home

2 1998 vs. DET  
1991 vs. PIT

#### On Road

3 Three times; most recent 2019 vs. CAR

### FEWEST GOALS AGAINST

4 1986 vs. NYI  
5 1984 vs. PHI  
6 2016 vs. PHI

#### At Home

2 2011 vs. NYR

#### On Road

1 1986 vs. NYI  
1984 vs. PHI

### FEWEST POWER-PLAY GOALS

1 2015 vs. NYR  
2010 vs. MTL  
1983 vs. NYI

### FEWEST POWER-PLAY ATTEMPTS

11 1984 vs. PHI

### FEWEST POWER-PLAY GOALS ALLOWED

0 2015 vs. NYI  
2022 vs. FLA

### FEWEST POWER-PLAY ATTEMPTS, OPPONENT

7 1984 vs. PHI

### FEWEST SHOTS

90 1998 vs. OTT  
1984 vs. PHI

# Playoff Record Book

## FEWEST SHOTS AGAINST

90 1986 vs. NYI

## FEWEST PENALTY MINUTES

36 2011 vs. TB

## FEWEST PENALTY MINUTES, OPPONENT

38 2011 vs. TBL

## TEAM - GAME

### MOST GOALS

At Home  
8 4/19/86 vs. NYR  
7 4/23/90 vs. NYR  
On Road  
7 4/25/92 at PIT  
4/14/88 at PHI  
4/28/88 at NJ

### MOST GOALS AGAINST

At Home  
8 4/11/89 vs. PHI  
7 4/13/00 vs. PIT  
5/16/95 vs. PIT  
On Road  
10 4/22/88 at NJ  
7 4/19/91 at PIT  
4/19/90 at NYR

### MOST POWER-PLAY GOALS

At Home  
3 seven times, most recent  
4/20/19 vs. CAR  
On Road  
5 4/18/16 at PHI

### MOST POWER-PLAY GOALS ALLOWED

At Home  
3 Three times, most recent  
4/13/00 vs. PIT  
On Road  
4 4/29/92 at PIT

### MOST POWER-PLAY GOALS, BOTH TEAMS

5 11 times, most recent  
4/15/18 vs. CBJ

### MOST POWER-PLAY ATTEMPTS

At Home  
11 4/9/83 vs. NYI  
On Road  
11 Twice times, most recent  
4/23/92 at PIT

### MOST POWER-PLAY ATTEMPTS, OPPONENT

At Home  
10 4/24/96 vs. PIT  
On Road  
12 4/23/92 at PIT

### MOST SHORTHANDED GOALS

1 26 times, most recent  
4/23/18 at CBJ

### MOST SHORTHANDED GOALS ALLOWED

1 20 times, most recent  
4/26/24 vs. NYR

## MOST SHOTS

At Home  
75 4/18/87 vs. NYI  
On Road  
55 4/11/91 at NYR

## MOST SHOTS IN A REGULATION GAME

At Home  
49 4/23/90 vs. NYR  
On Road  
54 4/26/10 at MTL

## MOST SHOTS ALLOWED

At Home  
65 4/24/96 vs. PIT  
On Road  
60 6/11/98 at DET

## MOST SHOTS ALLOWED IN A REGULATION GAME

At Home  
45 4/19/12 vs. BOS  
On Road  
45 4/15/19 at CAR

## MOST PENALTY MINUTES

At Home  
80 4/20/88 vs. NJ  
On Road  
123 4/22/88 at NJ

## MOST PENALTY MINUTES, OPPONENT

At Home  
82 4/20/88 vs. NJ  
On Road  
108 4/22/88 at NJ

## FEWEST GOALS

At Home  
0 11 times, most recent  
8/20/20 vs. NYI  
On Road  
0 Six times, most recent  
4/15/19 at CAR

## FEWEST GOALS ALLOWED

At Home  
0 10 times, most recent  
4/20/19 vs. CAR  
On Road  
0 nine times, most recent  
5/23/18 at TB

## FEWEST POWER-PLAY ATTEMPTS

0 10 times, most recent  
5/19/18 at TB

## FEWEST POWER-PLAY ATTEMPTS, OPPONENT

0 8/3/20 at TB

## FEWEST SHOTS

At Home  
14 5/9/90 vs. BOS  
On Road  
11 5/13/98 at OTT

## FEWEST SHOTS ALLOWED

At Home  
10 4/9/90 vs. NJ  
On Road

14 4/28/12 at NYR

## FEWEST PENALTY MINUTES

At Home  
2 Seven times, most recent  
4/24/19 vs. CAR

On Road  
2 Two times, most recent  
5/19/18 at TB

## FEWEST PENALTY MINUTES, OPPONENT

At Home  
0 4/27/15 vs. NYI  
5/13/09 vs. PIT  
On Road  
0 5/19/18 vs. TB

## TEAM - PERIOD

### MOST GOALS

At Home  
4 Four times, most recent  
5/5/18 vs. PIT  
On Road  
4 Six times, most recent  
4/19/17 at TOR

### MOST GOALS ALLOWED

At Home  
4 4/11/89 vs. PHI  
5/16/95 vs. PIT  
On Road  
5 4/22/88 at NJ

### MOST POWER-PLAY GOALS

4 4/18/16 at PHI  
3 4/14/88 at PHI

### MOST POWER-PLAY GOALS ALLOWED

3 4/23/92 at PIT

### MOST POWER-PLAY ATTEMPTS

7 4/28/88 vs. NJ

### MOST POWER-PLAY ATTEMPTS, OPPONENT

6 4/7/91 vs. NYR

### MOST SHOTS

At Home  
21 4/15/18 vs. CBJ  
On Road  
22 4/26/10 at MTL

### MOST SHOTS ALLOWED

At Home  
21 4/19/08 vs. PHI  
On Road  
21 4/21/10 at MTL

### FEWEST SHOTS

At Home  
0 5/7/94 vs. NYR  
On Road  
1 4/15/19 at CAR

### FEWEST SHOTS ALLOWED

At Home  
1 4/28/09 vs. NYR

4/21/01 vs. PIT  
4/22/96 vs. PIT

On Road  
1 4/19/94 at PIT

## MOST PENALTY MINUTES

At Home  
54 4/20/88 vs. NJD  
On Road  
77 4/22/88 at NJ

## MOST PENALTY MINUTES, OPPONENT

At Home  
54 4/20/88 vs. NJD  
On Road  
63 4/7/84 at PHI

## FASTEST GOALS

### FASTEST GOAL, START OF A GAME

0:15 Mike Gartner,  
4/8/87 in a 4-3 win vs. NYI

### FASTEST GOAL AGAINST, START OF A GAME

0:14 Kirk Muller,  
4/30/88 in a 3-2 loss vs. NJ

### FASTEST GOAL, START OF A PERIOD

0:11 Conor Sheary, 3rd period  
5/23/21 in a 1-3 loss vs. BOS

### FASTEST GOAL AGAINST, START OF A PERIOD

0:12 Sidney Crosby, 2nd period  
4/27/17 in a 3-2 loss vs. PIT

### FASTEST TWO GOALS, BOTH TEAMS

0:09 Bryan Trottier (NYI) and Scott  
Stevens (WSH), 4/10/86 in a  
5-2 win vs. NYI

### FASTEST TWO GOALS, CAPITALS PLAYER

0:16 Larry Murphy,  
4/10/85 in a 4-3 win vs. NYI

### FASTEST TWO GOALS, OPPOSING PLAYER

0:11 Petr Nedved,  
4/17/96 in a 6-4 win at PIT

### FASTEST TWO GOALS, TWO CAPITALS PLAYERS

0:17 Dino Ciccarelli and Peter Bondra,  
4/25/92 in a 7-2 win at PIT

### FASTEST TWO GOALS, OPPOSING PLAYERS

0:07 Marian Gaborik and Brandon  
Dubinsky, 4/20/11 in a 4-3 win at NYR

### FASTEST THREE GOALS, BOTH TEAMS

1:09 Mario Lemieux (PIT), Dino Ciccarelli (WSH)  
and Peter Bondra (WSH), 4/25/92  
in a 7-2 loss at PIT

# Playoff Record Book

## FASTEST THREE GOALS, CAPITALS TEAM

2:09 Mike Gartner and Larry Murphy (2), 4/10/85 in a 4-3 win vs. NYI

## FASTEST FOUR GOALS, BOTH TEAMS

2:33 Danny Briere (PHI), Eric Fehr (WSH), Scott Hartnell (PHI) and Sami Kapanen (PHI), 4/15/08 in a 6-3 loss at PHI

## INDIVIDUAL – SEASON

### MOST GAMES PLAYED

24 12 players, 2018

### MOST POINTS

32 Evgeny Kuznetsov, 2018  
27 Alex Ovechkin, 2018  
23 Nicklas Backstrom, 2018

### MOST GOALS

15 Alex Ovechkin, 2018  
14 John Druce, 1990  
12 Evgeny Kuznetsov, 2018

### MOST ASSISTS

20 Evgeny Kuznetsov, 2018  
18 Nicklas Backstrom, 2018  
15 John Carlson, 2018

### MOST PENALTY MINUTES

98 Dale Hunter, 1988  
92 Neil Sheehy, 1990  
61 Dale Hunter, 1990

### MOST POWER-PLAY GOALS

8 John Druce, 1990

### MOST SHORTHANDED GOALS

2 Bob Gould, 1988

### MOST GAME-WINNING GOALS

4 Joe Juneau, 1998  
John Druce, 1990

### BEST PLUS/MINUS RATING

+17 Brooks Orpik, 2018  
+12 Evgeny Kuznetsov, 2018  
+11 Tom Wilson, 2018  
John Carlson, 2018

### MOST CONSECUTIVE GAMES WITH A POINT

11 Evgeny Kuznetsov, 5/3/18 to 5/28/18 vs. PIT, TB, VGK  
9 Nicklas Backstrom, 4/24/09 to 5/11/09 vs. NYR, PIT

### MOST CONSECUTIVE GAMES WITH A GOAL

7 John Druce, 4/15/90 to 5/3/90 vs. NJ, NYR, BOS

### MOST CONSECUTIVE GAMES WITH AN ASSIST

6 Mike Ridley, 4/21/92 to 5/1/92 vs. PIT

## GOALTENDER – SEASON

### MOST GAMES PLAYED

23 Braden Holtby, 2018  
21 Olie Kolzig, 1998  
14 Braden Holtby, 2012

### MOST MINUTES

1,386 Braden Holtby, 2018  
1,351 Olie Kolzig, 1998  
922 Braden Holtby, 2012

### MOST WINS

16 Braden Holtby, 2018  
12 Olie Kolzig, 1998  
7 Braden Holtby, 2017  
Braden Holtby, 2012  
Semyon Varlamov, 2009  
Pete Peeters, 1988

### MOST SHUTOUTS

4 Olie Kolzig, 1998  
2 Braden Holtby, 2018  
Braden Holtby, 2016  
Semyon Varlamov, 2009

### LOWEST GAA (minimum 60 minutes)

1.71 Braden Holtby, 2015  
1.72 Braden Holtby, 2016  
1.76 Bob Mason, 1987

### HIGHEST SAVE PERCENTAGE (minimum 60 minutes)

.944 Braden Holtby, 2015  
.942 Braden Holtby, 2016  
.941 Olie Kolzig, 1998

### MOST SHOTS AGAINST

740 Olie Kolzig, 1998  
639 Braden Holtby, 2018  
459 Braden Holtby, 2012

### MOST SAVES MADE

696 Olie Kolzig, 1998  
589 Braden Holtby, 2018  
429 Braden Holtby, 2012

### MOST CONSECUTIVE STARTS, GOALTENDER

38 Olie Kolzig, 4/22/98 to 4/20/03

### MOST CONSECUTIVE GAMES PLAYED, GOALTENDER

41 Olie Kolzig, 4/24/96 to 4/20/03

### MOST CONSECUTIVE WINS, GOALTENDER

5 Semyon Varlamov, 4/24/09 to 5/4/09 vs. NYR, PIT

### MOST CONSECUTIVE SHUTOUT MINUTES

168:42 Olie Kolzig, 5/11/98 to 5/23/98

## INDIVIDUAL – SERIES

### MOST POINTS

14 Alex Ovechkin, 2009 vs. PIT  
11 Dino Ciccarelli, 1990 vs. NJ  
John Druce, 1990 vs. NYR  
Mike Ridley, 1992 vs. PIT

### MOST GOALS

9 John Druce, 1990 vs. NYR

### MOST ASSISTS

11 Mike Ridley, 1992 vs. PIT

### MOST PENALTY MINUTES

58 Neil Sheehy, 1990 vs. NYR

### MOST POWER-PLAY GOALS

5 John Druce, 1990 vs. NYR

### MOST SHORTHANDED GOALS

2 Bob Gould, 1988 vs. PHI

### MOST GAME-WINNING GOALS

2 Several times; most recent  
Jakub Vrana, 2018 vs. PIT

## INDIVIDUAL – GAME

### MOST POINTS

5 Alan Haworth, 4/19/86 vs. NYR

### MOST GOALS

4 Dino Ciccarelli, 4/25/92 at PIT

### MOST ASSISTS

4 Evgeny Kuznetsov, 6/4/18 vs. VGK  
Andrei Nikolishin, 5/28/98 at BUF  
Scott Stevens, 4/28/88 at NJ

### MOST POWER-PLAY GOALS

2 12 times; most recent T.J. Oshie, 8/12/20 vs. NYI

### MOST PENALTY MINUTES

32 Dale Hunter, 4/22/88 at NJ

### MOST POINTS, OPPONENT

8 Patrik Sundstrom, 4/22/88 at NJ

### MOST GOALS, OPPONENT

4 Mark Johnson, 4/22/88 at NJ  
Ray Ferraro, 4/26/93 vs. NYI

### MOST ASSISTS, OPPONENT

5 Patrik Sundstrom, 4/22/88 at NJ

### MOST POWER-PLAY GOALS, OPPONENT

3 Mark Johnson, 4/22/88 at NJ

### MOST PENALTY MINUTES, OPPONENT

37 Jim Korn, 4/28/88 at NJ

## GOALTENDER – GAME

### MOST SAVES

62 Olie Kolzig, 4/24/96 in a 3-2 loss vs. PIT

### MOST SHOTS AGAINST IN A REGULATION GAME

45 Braden Holtby, 4/19/12 vs. BOS

### MOST SHOTS AGAINST IN AN OVERTIME GAME

65 Olie Kolzig, 4/24/96 vs. PIT

## INDIVIDUAL – PERIOD

### MOST POINTS

3 Eight times; most recent  
John Carlson, 4/11/19 vs. CAR

### MOST GOALS

3 Dino Ciccarelli, 4/25/92 at PIT

### MOST ASSISTS

3 John Carlson, 4/11/19 vs. CAR

### MOST PENALTY MINUTES

24 Dale Hunter, 4/22/88 at NJ

### MOST POINTS, OPPONENT

4 Mario Lemieux, 4/23/92 at PIT

### MOST GOALS, OPPONENT

3 Ray Ferraro, 4/26/93 vs. NYI  
Daniel Alfredsson, 5/11/98 vs. OTT

### MOST ASSISTS, OPPONENT

3 Ron Francis, 5/8/95 at PIT  
Brian Leetch, 5/9/94 at NYR  
Paul Coffey, 4/19/91 at PIT

### MOST PENALTY MINUTES, OPPONENT

27 Jim Korn, 4/28/88 at NJ

# 2018 Stanley Cup Timeline

## Eastern Conference Quarterfinal - Capitals Defeat Blue Jackets, 4-2

### Game 3: Eller's Double OT Winner Secures Caps' First Postseason Win

After dropping the first two games of their first-round series against the Columbus Blue Jackets, the Capitals responded in Game 3 at Nationwide Arena. Lars Eller scored the game-winning goal nine minutes into double overtime and Braden Holtby made 33 saves as the Capitals earned a 3-2 win. The Capitals successfully killed all four Columbus power plays, including a full two-minute man-advantage in the first overtime. Eller's first career postseason OT winner secured the first of four consecutive Washington wins. Alex Ovechkin had two assists in his 100th career Stanley Cup playoff game.



### Game 4: Caps No. 1 Line Shines

Evgeny Kuznetsov had a goal and three assists, while Alex Ovechkin and Tom Wilson had a goal and an assist each as the Capitals beat the Blue Jackets 4-1 in Game 4. The series would return to D.C. tied at two games apiece.

### Game 5: Backstrom Delivers in OT, Gives Capitals 3-2 Series Lead

Nicklas Backstrom scored his first two goals of the postseason, including the overtime winner as the Capitals beat Columbus 4-3 in OT in Game 5. Backstrom's deflection of a Dmitry Orlov point shot at 11:53 of overtime gave him his franchise-record fourth career postseason OT winner. It also provided the Capitals with a 3-2 series lead.

### Game 6: Capitals Eliminate Columbus, Book Rematch with Penguins

In a span of just over five-and-a-half minutes in Game 6 against Columbus, Alex Ovechkin scored an even-strength goal, drew a penalty and scored on the ensuing power play. Ovechkin's sequence late in the second period helped break a 1-1 tie and give Washington a 3-1 lead heading into the second intermission. Devante Smith-Pelly would add the eventual game-winning goal in the third period, while Chandler Stephenson became the first rookie in team history to score a postseason shorthanded goal. The Capitals beat Columbus 6-3 in Game 6 and became the first team in NHL history to win a series after dropping the first two games in overtime.



# 2018 Stanley Cup Timeline

## Eastern Conference Semifinal - Capitals Defeat Penguins, 4-2



### Game 2: Caps Erase Series Deficit vs. Pittsburgh

The Capitals responded after dropping their series opener in Round 2 against Pittsburgh with a convincing 4-1 win in Game 2. Alex Ovechkin scored 86 seconds into the first period and rookie Jakub Vrana scored the game-winning goal as the Capitals evened the series at a game apiece.

### Game 3: Ovechkin's Late Winner Gives Caps Series Lead

In what may go down as one of the biggest goals of his career, Alex Ovechkin capped off a 2-on-1 rush with Nicklas Backstrom with

1:07 remaining in regulation and beat Matt Murray to secure a 4-3 Capitals win in Game 3. Pittsburgh had built a 3-2 lead through two periods, but Matt Niskanen tied the score 5:06 into the third before Ovechkin and Backstrom teamed up to complete the comeback. Ovechkin's goal came at the end of a 1:26 shift – his longest even-strength shift of the game – and gave Washington a 2-1 series lead.

### Game 5: Vrana Provides Third Period Spark

With the Capitals trailing Pittsburgh 3-2 heading into the third period of a critical Game 5 at home, rookie Jakub Vrana joined Alex Ovechkin and Evgeny Kuznetsov on the No.1 line. Pittsburgh had command of the second period, scoring twice and outshooting

Washington 18-5. The Capitals needed a spark. Vrana and the newly-configured top line provided one. In the opening minute of the most important period of their season, Vrana sprung Kuznetsov for the game-tying goal on a breakaway. Vrana later scored the go-ahead marker on a feed from Ovechkin with 4:38 remaining. Although the Capitals lost Nicklas Backstrom with an injury in the third, they won 6-3 and took a 3-2 series lead.

### Game 6: Kuznetsov Nets OT Winner; Sends Caps to Eastern Conference Final



Despite missing three of their top-six forwards for Game 6 in Pittsburgh – Nicklas Backstrom, Andre Burakovsky and Tom Wilson were all out – the undermanned Capitals beat the Penguins 2-1 in overtime. Washington dressed a franchise-record five rookies in Game 6, including two – Travis Boyd and Nathan Walker – who made their NHL postseason debut. That didn't keep the Capitals from eliminating the two-time defending Stanley Cup champions. Alex Chiasson opened the scoring on a pass from Walker in the second period, before Alex Ovechkin fed Evgeny Kuznetsov for the game-winner in OT. For the first time in 20 years, the Capitals advanced to the Eastern Conference Final.

# 2018 Stanley Cup Timeline

## Eastern Conference Final - Capitals Defeat Lightning, 4-3

### Game 1: Caps Draw First Blood in Tampa Bay

The Capitals opened the Eastern Conference Final with a 4-2 win in Game 1 in Tampa Bay. Alex Ovechkin had a power-play goal and an assist in his Eastern Conference Final debut while Jay Beagle, Michal Kempny and Lars Eller also scored as the Capitals built a 4-0 lead in the second period. Game 1 could have turned late in the first period when Tampa Bay's Nikita Kucherov appeared to tie the score 1-1. Instead, the Lightning were penalized for having too many men on the ice. The goal was erased and Washington received a power play. Two seconds into the ensuing man advantage, Ovechkin gave the Capitals a 2-0 lead.

possession but were also physical, outhitting the Lightning 39-19. Brooks Orpik and Tom Wilson led the Capitals with six hits each.



### Game 2: Caps Continue Road Success

With Nicklas Backstrom missing a third consecutive game due to injury, centers Evgeny Kuznetsov and Lars Eller had a goal and two assists each as the Capitals beat the Lightning 6-2 to take a 2-0 series lead. Alex Ovechkin, Tom Wilson, Brett Connolly and Devante Smith-Pelly also scored as the Capitals improved to 7-1 on the road in the postseason. John Carlson had two assists to establish a franchise record for most points in a single postseason by a defenseman (13).

### Game 6: Holtby Blanks Bolts

Facing elimination for the first time in the 2018 Stanley Cup Playoffs, T.J. Oshie scored twice and Braden Holtby made 24 saves as the Capitals beat the Lightning 3-0 in Game 6. The Capitals controlled

### Game 7: Holtby Earns Another Shutout; Caps Advance to Cup Final

Alex Ovechkin opened the scoring just 62 seconds into the first period and Braden Holtby made 29 saves as the Capitals beat the Lightning 4-0 in Game 7. With the win, the Capitals advanced to the Stanley Cup Final for the first time since 1998. Holtby stopped the final 61 shots he faced against Tampa Bay and ended the series with a shutout streak of 157:13. Andre Burakovsky added a pair of insurance markers in the second period and joined Dale Hunter (1988) as the only Capitals to score two goals in a Game 7. Evgeny Kuznetsov picked up an assist and established a Capitals postseason record by extending his point streak to 10 games.





# 2018 Stanley Cup Timeline

## Stanley Cup Final - Capitals Defeat Golden Knights, 4-1

### Game 2: Orpik Nets Winner; Capitals Earn First Win in Stanley Cup Final

Capitals leading-scorer Evgeny Kuznetsov left Game 2 late in the first period due to injury, but Lars Eller was among those who picked up the slack. Eller factored in all of Washington's scoring with a goal and two assists as the Capitals beat Vegas 3-2 to even the Cup Final at a game apiece. Alex Ovechkin scored a power-play goal and Brooks Orpik emerged as the unlikely game-winning goal scorer. Orpik broke a personal 220-game goalless drought midway through the second period. Braden Holtby made 37 saves, none bigger than his sprawling paddle stop on Alex Tuch with two minutes remaining in regulation to preserve Washington's one-goal lead.

### Game 3: Capitals Take Series Lead in Cup Final

Alex Ovechkin and Evgeny Kuznetsov both scored first-period goals while Devante Smith-Pelly added an insurance tally in the third as the Capitals beat the Golden Knights 3-1 in Game 3. The win gave the Capitals their first ever Stanley Cup Final victory on home ice and a 2-1 series lead. Ovechkin scored 1:10 into the first period, tying John Druce's franchise record with his 14th goal of the playoffs.



### Game 4: Balanced Attack Puts Capitals on Verge of Cup Win

Six different Capitals scored and Evgeny Kuznetsov had four assists as Washington beat Vegas 6-2 in Game 4 of the Stanley Cup Final. Kuznetsov became the 12th player in NHL history and the first since Joe Sakic in 1996 to record four assists in a game in the Stanley Cup Final. T.J. Oshie, Tom Wilson and Devante Smith-Pelly all scored in the first period while John Carlson added a power-play tally in the second. Michal Kempny and Brett Connolly also scored for the Capitals, who dominated the special teams battle going 4-for-4 on the penalty kill and 3-for-5 on the power play.

### Game 5: Capitals Rally Once More; Win the Stanley Cup

The Capitals earned the first Stanley Cup title in franchise history with a 4-3 win in Game 5 at T-Mobile Arena. Vegas led 3-2 at the second intermission, but Devante Smith-Pelly and Lars Eller scored in the third period to secure the Capitals' comeback win. Smith-Pelly's seven goals in the playoffs matched his entire total from the regular season. He capped off the Stanley Cup Final on a three-game goal scoring streak. Jakub Vrana and Alex Ovechkin also scored in the Cup-clinching win. Ovechkin's 15th goal of the playoffs established a new franchise record. John Carlson added an assist to become the Capitals all-time postseason leading scorer among defensemen (55 points in 100 games). The Capitals, who clinched all four series on the road, tied a League record with 10 road wins in the playoffs. They also joined the 1991 Penguins as the only teams to win the Stanley Cup despite trailing in all four series.





**OPPONENTS**

# Anaheim Ducks



## CLUB INFORMATION

Founded .....1993-94  
 Home Arena ..... Honda Center (17,174)  
 Stanley Cups .....1 (2007)  
 Chairman of the Board, ocVIBE..... Michael Schulman  
 General Manager ..... Pat Verbeek  
 Head Coach..... Greg Cronin  
 Asst. Coaches ..... Brent Thompson, Tim Army, Richard Clune  
 Senior Director, Communications & Broadcasting..... Alex Gilchrist  
 2023-24 Record ..... 27-50-5 (59 points)  
 2023-24 Finish ..... 7th, Pacific Division  
 2023-24 Playoffs ..... DNP

## SERIES INFORMATION

	Overall	at Washington	at Anaheim
All-Time Series (W-L-T-OT)	WSH leads, 23-19-1-2	WSH leads, 12-10-0-1	WSH leads, 11-9-1-1
Current Streak	3 WSH wins (3/1/23-1/16/24)	1 WSH win (1/16/24)	2 WSH wins (3/1/23-11/30/23)
Last Washington Win	1/16/24 (2-0)	1/16/24 (2-0)	11/30/23 (5-4)
Last Anaheim Win	2/23/23 (2-4)	2/23/23 (2-4)	11/16/21 (2-3 OT)
Last Tie	11/29/95 (2-2)	None	11/29/95 (2-2)
Last Overtime Game	3/1/23 (W, 3-2 OT)	12/6/21 (W, 4-3 SO)	3/1/23 (W, 3-2 OT)
Overtime Record	7-2-1	4-1-0	3-0-2
Last 10 Games (W-L-OT)	6-3-1	6-4-0	6-3-1
Longest Unbeaten Streak	4 (3/18/14-3/7/16)	3 (1/27/10-11/1/11)	6 (1/13/06-3/7/16)
Longest Winning Streak	4 (3/18/14-3/7/16)	2 (three times)	6 (1/13/06-3/7/16)
Longest Winless Streak	5 (11/29/95-12/29/97)	2 (three times)	5 (11/29/95-10/29/99)
Longest Losing Streak	4 (12/13/96-12/29/97)	2 (three times)	4 (12/13/96-10/29/99)
Washington Shutouts (Last)	3 (1/16/24)	3 (1/16/24)	None
Anaheim Shutouts (Last)	5 (3/6/18)	2 (4/10/16)	3 (3/6/18)
Last Washington Hat Trick	T. Wilson (11/30/23)	None	T. Wilson (11/30/23)
Last Anaheim Hat Trick	None	None	None
Most Washington Goals	7 (2/16/11)	6 (2/11/17)	7 (2/16/11)
Most Anaheim Goals	7 (10/19/99)	7 (10/19/99)	6 (two times)

## ALL-TIME SERIES HISTORY

Season	GP	W	L	T	OT	P	GF	GA
1993-94	2	2	0	0	--	4	8	2
1994-95	Teams did not meet in 1994-95							
1995-96	2	0	1	1	--	1	3	4
1996-97	2	0	2	0	--	0	5	9
1997-98	2	1	1	0	--	2	7	8
1998-99	2	1	1	0	--	2	1	1
1999-00	2	0	2	0	0	0	3	12
2000-01	2	1	1	0	0	2	4	5
2001-02	2	1	1	0	0	2	5	3
2002-03	1	0	1	0	0	0	0	3
2003-04	1	0	1	0	0	0	2	4
2005-06	1	1	0	--	0	2	3	2
2006-07	1	0	1	--	0	0	1	6
2007-08	Teams did not meet in 2007-08							
2008-09	1	1	0	--	0	2	6	4
2009-10	1	1	0	--	0	2	5	1
2010-11	2	1	0	--	1	3	8	8
2011-12	1	1	0	--	0	2	5	4
2012-13	Teams did not meet in 2012-13							
2013-14	2	1	1	--	0	2	5	5
2014-15	2	2	0	--	0	4	7	5
2015-16	2	1	1	--	0	2	1	3
2016-17	2	1	1	--	0	2	8	9
2017-18	2	1	1	--	0	2	3	6
2018-19	2	0	2	--	0	0	7	11
2019-20	2	2	0	--	0	4	8	4
2020-21	Teams did not meet in 2020-21							
2021-22	2	1	0	--	1	3	5	6
2022-23	2	1	1	--	0	2	5	6
2023-24	2	2	0	--	0	4	7	4
<b>Totals</b>	<b>45</b>	<b>23</b>	<b>19</b>	<b>1</b>	<b>2</b>	<b>49</b>	<b>122</b>	<b>135</b>

## HOME

GP	W	L	T	OT	P	GF	GA
1	1	0	0	--	2	3	0
1	0	1	0	--	0	1	2
1	0	1	0	--	0	1	4
1	1	0	0	--	2	3	2
1	1	0	0	--	2	1	0
1	0	1	0	0	0	1	7
1	0	1	0	0	0	0	2
1	1	0	0	0	2	4	1
0	0	0	0	0	0	0	0
1	0	1	0	0	0	2	4
0	0	0	0	0	0	0	0
1	0	1	--	0	0	1	6
0	0	0	0	0	0	0	0
1	1	0	--	0	2	5	1
1	0	0	--	1	1	1	2
1	1	0	--	0	2	5	4
1	0	1	--	0	0	2	3
1	1	0	--	0	2	2	2
1	0	1	--	0	0	0	2
1	1	0	--	0	2	6	4
1	1	0	--	0	2	3	2
1	0	1	--	0	0	5	6
1	1	0	--	0	2	5	2
1	1	0	--	0	2	3	3
1	0	1	--	0	0	2	4
1	1	0	--	0	2	2	0
<b>23</b>	<b>12</b>	<b>10</b>	<b>0</b>	<b>1</b>	<b>25</b>	<b>58</b>	<b>63</b>

## AWAY

GP	W	L	T	OT	P	GF	GA
1	1	0	0	--	2	5	2
1	0	0	1	--	1	2	2
1	0	1	0	--	0	4	5
1	0	1	0	--	0	4	6
1	0	1	0	--	0	0	1
1	0	1	0	0	0	2	5
1	1	0	0	0	2	4	3
1	0	1	0	0	0	1	2
1	0	1	0	0	0	0	3
0	0	0	0	0	0	0	0
1	1	0	--	0	2	3	2
0	0	0	0	0	0	0	0
1	1	0	--	0	2	7	6
0	0	0	0	0	0	0	0
1	1	0	--	0	2	3	2
1	1	0	--	0	2	3	2
1	0	0	--	1	1	2	3
1	1	0	--	0	2	3	2
1	1	0	--	0	2	5	4
<b>22</b>	<b>11</b>	<b>9</b>	<b>1</b>	<b>1</b>	<b>24</b>	<b>64</b>	<b>72</b>

Honda Center, 2695 E. Katella Ave. Anaheim, CA 92806, 714.940.2900, Fax: 714.940.2953, @AnaheimDucks

## 2023-24 WASHINGTON CAPITALS vs. ANAHEIM DUCKS

**CAPITALS WON SEASON SERIES,  
2-0-0 • ANAHEIM 0-2-0**

**2023-24 Meetings**  
Nov. 30 at Anaheim, W, 5-4  
Jan. 16 at Washington, W, 2-0

Washington	Ducks	Capitals	Attend	Goaltenders	W. Goal
Jan. 16, 2024	0	2	15,961	Darcy Kuemper / John Gibson	Ethan Bear
Anaheim	Ducks	Capitals	Attend	Goaltenders	W. Goal
Nov. 30, 2023	4	5	14,336	Darcy Kuemper / John Gibson	Tom Wilson

CAPITALS	GP	G	A	P	+/-	PIM	PP	SH	GW	EN	S	%
Tom Wilson	2	4	0	4	0	4	2	0	1	1	8	50
Nic Dowd	2	1	1	2	3	0	0	0	0	0	3	33.3
Alex Ovechkin	1	0	2	2	-2	0	0	0	0	0	5	0
John Carlson	2	0	2	2	1	0	0	0	0	0	6	0
Anthony Mantha	2	1	0	1	1	2	0	0	0	0	4	25
Ethan Bear	1	1	0	1	1	2	0	0	1	0	3	33.3
T.J. Oshie	1	0	1	1	1	0	0	0	0	0	1	0
Nick Jensen	2	0	1	1	-1	0	0	0	0	0	0	--
Nicolas Aube-Kubel	2	0	1	1	0	4	0	0	0	0	0	--
Martin Fehervary	2	0	1	1	1	0	0	0	0	0	2	0
Rasmus Sandin	1	0	1	1	2	0	0	0	0	0	1	0
Max Pacioretty	1	0	0	0	0	0	0	0	0	0	3	0
Evgeny Kuznetsov	2	0	0	0	-2	4	0	0	0	0	1	0
Joel Edmundson	2	0	0	0	-2	5	0	0	0	0	2	0
Trevor van Riemsdyk	1	0	0	0	0	0	0	0	0	0	0	--
Sonny Milano	1	0	0	0	-1	0	0	0	0	0	0	--
Dylan Strome	2	0	0	0	-1	0	0	0	0	0	3	0
Beck Malenstyn	2	0	0	0	1	0	0	0	0	0	4	0
Alexander Alexeyev	1	0	0	0	0	0	0	0	0	0	0	--
Connor McMichael	2	0	0	0	2	2	0	0	0	0	6	0
Aliaksei Protas	2	0	0	0	1	0	0	0	0	0	2	0
Hendrix Lapierre	2	0	0	0	-1	0	0	0	0	0	0	--

DUCKS	GP	G	A	P	+/-	PIM	PP	SH	GW	EN	S	%
Brett Leason	1	1	1	2	2	0	0	0	0	0	3	33.3
Tristan Luneau	1	1	1	2	2	0	0	0	0	0	4	25
Brock McGinn	1	1	0	1	2	0	0	0	0	0	2	50
Frank Vatrano	2	1	0	1	-1	2	0	0	0	0	6	16.7
Alex Killorn	2	0	1	1	0	2	0	0	0	0	7	0
Leo Carlsson	2	0	1	1	-1	0	0	0	0	0	2	0
Adam Henrique	2	0	0	0	0	2	0	0	0	0	1	0
Jakob Silfverberg	2	0	0	0	0	2	0	0	0	0	4	0
Radko Gudas	1	0	0	0	1	2	0	0	0	0	2	0
Cam Fowler	2	0	0	0	-1	0	0	0	0	0	5	0
Sam Carrick	2	0	0	0	0	0	0	0	0	0	3	0
Ryan Strome	2	0	0	0	-1	2	0	0	0	0	2	0
Robert Hagg	1	0	0	0	0	0	0	0	0	0	3	0
Ross Johnston	1	0	0	0	0	5	0	0	0	0	1	0
Troy Terry	2	0	0	0	-1	2	0	0	0	0	5	0
Max Jones	1	0	0	0	0	0	0	0	0	0	0	--
Urho Vaakanainen	1	0	0	0	0	0	0	0	0	0	1	0
Gustav Lindstrom	1	0	0	0	0	0	0	0	0	0	1	0
Isac Lundestrom	1	0	0	0	0	0	0	0	0	0	1	0
Bo Groulx	1	0	0	0	0	0	0	0	0	0	1	0
Ilya Lyubushkin	2	0	0	0	-2	4	0	0	0	0	1	0
Jackson LaCombe	2	0	0	0	0	0	0	0	0	0	0	--
Mason McTavish	2	0	0	0	-3	2	0	0	0	0	1	0
Pavel Mintyukov	1	0	0	0	-1	0	0	0	0	0	0	--

GOALTENDER	GP	MIN	GA	GAA	SO	W	L	OT	SA	SV%
Darcy Kuemper	2	120	4	2.00	1	2	0	0	56	.929

GOALTENDER	GP	MIN	GA	GAA	SO	W	L	OT	SA	SV%
John Gibson	2	116	6	3.11	0	0	2	0	53	.887

POWER PLAY/PENALTY	
<b>POWER PLAY:</b> 2 - 7 (28.6%)	<b>PENALTY KILLING:</b> 7 - 7 (100%)

POWER PLAY/PENALTY	
<b>POWER PLAY:</b> 0 - 7 (0%)	<b>PENALTY KILLING:</b> 5 - 7 (71.4%)

# Boston Bruins



## CLUB INFORMATION

Founded ..... 1924-25  
 Home Arena ..... TD Garden (17,565)  
 Stanley Cups ..... 6 (most recent, 2011)  
 General Manager ..... Don Sweeney  
 Head Coach ..... Jim Montgomery  
 Assistant Coaches ..... Joe Sacco, Chris Kelly, Jay Leach  
 Vice President, Communications & Content ..... Adam Rogowin  
 2023-24 Record ..... 47-20-15 (109 points)  
 2023-24 Finish ..... 2nd, Atlantic Division  
 2023-24 Playoffs ..... E. Conference Second Round (def. by FLA, 4-2)

## SERIES INFORMATION

	Overall	at Washington	at Boston
All-Time Series (W-L-T-OT)	WSH trails, 72-78-21-9	WSH leads, 38-35-12-5	WSH trails, 34-43-9-4
Current Streak	1 WSH win (4/15/24)	1 WSH win (4/15/24)	1 WSH win (2/10/24)
Last Washington Win	4/15/24 (2-0)	4/15/24 (2-0)	2/10/24 (3-0)
Last Boston Win	3/30/24 (2-3 SO)	3/30/24 (2-3 SO)	4/11/23 (2-5)
Last Tie	4/1/04 (3-3)	1/20/03 (3-3)	4/1/04 (3-3)
Last Overtime Game	3/30/24 (L, 2-3 SO)	3/30/24 (L, 2-3 SO)	11/16/19 (W, 3-2 SO)
Overtime Record	15-11-15	8-4-8	7-7-7
Last 10 Games (W-L-OT)	5-4-1	5-4-1	5-5-0
Longest Unbeaten Streak	14 (10/11/14-1/10/19)	8 (11/15/06-4/11/10)	6 (10/11/14-1/10/19)
Longest Winning Streak	14 (10/11/14-1/10/19)	7 (3/15/15-10/3/18)	6 (10/11/14-1/10/19)
Longest Winless Streak	26 (11/7/74-11/15/79)	13 (1/7/75-10/13/79)	15 (11/7/74-12/7/80)
Longest Losing Streak	6 (two times)	5 (12/29/03-2/6/07)	6 (two times)
Washington Shutouts (Last)	11 (4/15/24)	5 (4/15/24)	6 (2/10/24)
Boston Shutouts (Last)	9 (2/3/19)	4 (2/3/19)	5 (3/6/14)
Last Washington Hat Trick	M. Perreault (1/24/12)	M. Perreault (1/24/12)	C. Clark (3/15/07)
Last Boston Hat Trick	J. Thornton (1/5/02)	R. Middleton (12/23/81)	J. Thornton (1/5/02)
Most Washington Goals	10 (3/3/08)	10 (3/3/08)	8 (4/11/21)
Most Boston Goals	12 (12/14/74)	8 (3/4/75)	12 (12/14/74)

## ALL-TIME SERIES HISTORY

Season	GP	W	L	T	OT	P	GF	GA
1974-75	5	0	4	1	--	1	10	41
1975-76	5	0	4	1	--	1	14	20
1976-77	5	0	4	1	--	1	12	20
1977-78	5	0	4	1	--	1	10	25
1978-79	4	0	3	1	--	1	10	20
1979-80	4	1	2	1	--	3	13	15
1980-81	4	1	2	1	--	3	9	18
1981-82	3	0	3	0	--	0	8	16
1982-83	3	3	0	0	--	6	12	8
1983-84	3	1	2	0	--	2	5	9
1984-85	3	2	1	0	--	4	12	8
1985-86	3	2	0	1	--	5	10	6
1986-87	3	1	1	1	--	3	8	8
1987-88	3	2	1	0	--	4	10	5
1988-89	3	1	1	1	--	3	11	7
1989-90	3	1	2	0	--	2	13	13
1990-91	3	1	1	1	--	3	11	11
1991-92	3	1	1	1	--	3	12	12
1992-93	3	1	2	0	--	2	13	11
1993-94	4	0	4	0	--	0	10	23
1994-95	3	2	0	1	--	5	6	3
1995-96	4	2	2	0	--	4	11	11
1996-97	4	1	1	2	--	4	11	11
1997-98	4	1	2	1	--	3	5	7
1998-99	4	1	3	0	--	2	13	14
1999-00	4	1	1	2	0	4	7	7
2000-01	4	2	1	1	0	5	7	7
2001-02	4	2	2	0	0	4	7	12
2002-03	4	1	1	1	1	4	14	18
2003-04	4	1	2	1	0	3	12	14
2005-06	4	1	2	--	1	3	9	11
2006-07	4	0	0	--	4	4	9	10
2007-08	4	2	2	--	0	4	12	7
2008-09	4	3	0	--	1	7	11	8
2009-10	4	3	0	--	1	7	14	7
2010-11	4	1	3	--	0	2	9	13
2011-12	4	3	1	--	0	6	12	12
2012-13	3	2	1	--	0	4	8	9
2013-14	3	1	2	--	0	2	6	9
2014-15	3	3	0	--	0	6	9	0
2015-16	3	3	0	--	0	6	9	4
2016-17	3	3	0	--	0	6	12	7
2017-18	3	3	0	--	0	6	11	8
2018-19	3	2	1	--	0	4	11	3
2019-20	3	2	1	--	0	4	8	11
2020-21	8	4	4	--	0	8	24	26
2021-22	3	1	2	--	0	2	10	13
2022-23	3	1	2	--	0	2	6	11
2023-24	3	2	0	--	1	5	7	2
<b>Totals</b>	<b>180</b>	<b>72</b>	<b>78</b>	<b>21</b>	<b>9</b>	<b>174</b>	<b>503</b>	<b>571</b>

## HOME

GP	W	L	T	OT	P	GF	GA
2	0	1	1	--	1	3	11
3	0	2	1	--	1	9	13
2	0	2	0	--	0	3	7
3	0	2	1	--	1	9	15
2	0	1	1	--	1	6	9
2	1	1	0	--	2	8	9
2	0	1	1	--	1	3	9
1	0	1	0	--	0	4	7
2	2	0	0	--	4	10	7
1	0	1	0	--	0	1	4
2	1	1	0	--	2	7	4
1	1	0	0	--	2	6	3
2	1	0	1	--	3	6	5
1	1	0	0	--	2	4	1
2	0	1	1	--	1	4	5
1	0	1	0	--	0	3	5
2	0	1	1	--	1	6	8
2	1	1	0	--	2	7	7
1	1	0	0	--	2	6	2
2	0	2	0	--	0	5	9
2	0	0	2	--	2	5	5
2	1	1	0	--	2	4	4
2	1	1	0	--	2	6	5
2	0	1	1	0	1	2	5
2	1	0	1	0	3	4	3
2	2	0	0	0	4	3	1
2	1	1	0	0	2	7	10
2	1	1	0	0	2	7	8
2	0	1	--	1	1	5	7
2	0	0	--	2	2	4	4
2	2	0	--	0	4	11	3
2	2	0	--	0	4	5	2
2	1	0	--	1	3	6	5
2	1	1	--	0	2	6	6
2	1	1	--	0	2	6	7
2	2	0	--	0	4	7	5
1	0	1	--	0	0	2	4
2	2	0	--	0	4	5	0
1	1	0	--	0	2	4	1
2	2	0	--	0	4	9	6
1	1	0	--	0	2	3	3
2	1	1	--	0	2	7	1
1	1	0	--	0	2	3	2
4	2	2	--	0	4	11	13
2	1	1	--	0	2	7	9
1	0	1	--	0	0	2	5
2	1	0	--	1	3	4	2
<b>90</b>	<b>38</b>	<b>35</b>	<b>12</b>	<b>5</b>	<b>93</b>	<b>262</b>	<b>276</b>

## AWAY

GP	W	L	T	OT	P	GF	GA
3	0	3	0	--	0	7	30
2	0	2	0	--	0	5	7
3	0	2	1	--	1	9	13
2	0	2	0	--	0	1	10
2	0	2	0	--	0	4	11
2	0	1	1	--	1	5	6
2	1	1	0	--	2	6	9
2	0	2	0	--	0	4	9
1	1	0	0	--	2	2	1
2	1	1	0	--	2	4	5
1	1	0	0	--	2	5	4
2	1	0	1	--	3	4	3
1	0	1	0	--	0	2	3
2	1	1	0	--	2	6	4
1	1	0	0	--	2	7	2
2	1	1	0	--	2	10	8
1	1	0	0	--	2	5	3
1	0	0	1	--	1	5	5
2	0	2	0	--	0	7	9
2	0	2	0	--	0	5	14
2	1	0	1	--	3	4	2
2	2	0	0	--	4	6	2
2	1	1	0	--	2	6	6
2	0	1	1	--	1	1	3
2	0	2	0	--	0	7	9
2	1	0	1	0	3	5	2
2	1	1	0	0	2	3	4
2	0	2	0	0	0	4	11
2	0	0	1	1	2	7	8
2	0	1	1	0	1	5	6
2	1	1	--	0	2	4	4
2	0	0	--	2	2	5	6
2	0	2	--	0	0	1	4
2	1	0	--	1	3	6	6
2	2	0	--	0	4	8	2
2	0	2	--	0	0	3	7
2	2	0	--	0	4	6	5
1	0	1	--	0	0	1	4
2	1	1	--	0	2	4	5
1	1	0	--	0	2	4	0
2	2	0	--	0	4	5	3
1	1	0	--	0	2	4	2
1	1	1	--	0	2	5	9
4	2	2	--	0	4	13	13
1	0	1	--	0	0	3	4
2	1	1	--	0	2	4	6
1	1	0	--	0	2	3	0
<b>90</b>	<b>34</b>	<b>43</b>	<b>9</b>	<b>4</b>	<b>81</b>	<b>241</b>	<b>295</b>

TD Garden, 100 Legends Way, Boston, MA 02114, 617.624.1900, Fax: 617.523.7184, @NHLBruins

## 2023-24 WASHINGTON CAPITALS vs. BOSTON BRUINS

**CAPITALS WON SEASON SERIES,  
2-0-1 • BOSTON 1-2-0**

**2023-24 Meetings**  
Feb. 10 at Boston, W, 3-0  
March 30 at Washington, L, 2-3 (SO)  
April 15 at Washington, W, 2-0

Washington	Bruins	Capitals	Attend	Goaltenders	W. Goal
MARCH 30, 2024	3	2	18,573	JEREMY SWAYMAN / CHARLIE LINDGREN	KEVIN SHATTENKIRK
APRIL 15, 2024	0	2	18,573	CHARLIE LINDGREN / JEREMY SWAYMAN	JOHN CARLSON

Boston	Bruins	Capitals	Attend	Goaltenders	W. Goal
FEB. 10, 2024	0	3	17,850	CHARLIE LINDGREN / JEREMY SWAYMAN	T.J. OSHIE

CAPITALS	GP	G	A	P	+/-	PIM	PP	SH	GW	EN	S	%
Dylan Strome	3	1	2	3	1	0	0	0	0	0	9	11.1
John Carlson	3	2	0	2	1	2	1	0	1	0	5	40
Alex Ovechkin	3	1	1	2	2	2	0	0	0	1	8	12.5
T.J. Oshie	3	1	1	2	1	2	1	0	1	0	3	33.3
Nic Dowd	3	1	1	2	2	0	0	0	0	1	4	25
Max Pacioretty	3	0	2	2	0	2	0	0	0	0	4	0
Michael Sgarbossa	2	1	0	1	1	0	0	0	0	0	4	25
Nick Jensen	2	0	1	1	2	0	0	0	0	0	3	0
Tom Wilson	2	0	1	1	2	0	0	0	0	0	5	0
Beck Malenstyn	3	0	1	1	1	2	0	0	0	0	2	0
Connor McMichael	3	0	1	1	0	0	0	0	0	0	7	0
Dylan McIlrath	1	0	0	0	0	0	0	0	0	0	0	--
Joel Edmundson	1	0	0	0	0	0	0	0	0	0	0	--
Anthony Mantha	1	0	0	0	1	0	0	0	0	0	3	0
Trevor van Riemsdyk	2	0	0	0	1	0	0	0	0	0	2	0
Sonny Milano	2	0	0	0	-1	0	0	0	0	0	1	0
Nicolas Aube-Kubel	2	0	0	0	0	0	0	0	0	0	1	0
Ethan Bear	1	0	0	0	0	0	0	0	0	0	0	--
Martin Fehervary	3	0	0	0	0	2	0	0	0	0	2	0
Alexander Alexeyev	2	0	0	0	0	0	0	0	0	0	1	0
Rasmus Sandin	1	0	0	0	1	0	0	0	0	0	2	0
Aliaksei Protas	3	0	0	0	-1	0	0	0	0	0	4	0
Hendrix Lapierre	2	0	0	0	0	0	0	0	0	0	1	0
Vincent Iorio	2	0	0	0	1	0	0	0	0	0	2	0
Ivan Miroshnichenko	1	0	0	0	0	0	0	0	0	0	1	0

BRUINS	GP	G	A	P	+/-	PIM	PP	SH	GW	EN	S	%
Hampus Lindholm	3	1	0	1	0	6	0	0	0	0	3	33.3
John Beecher	2	1	0	1	1	0	0	0	0	0	4	25
David Pastrnak	3	0	1	1	-1	0	0	0	0	0	11	0
Pavel Zacha	3	0	1	1	-1	0	0	0	0	0	0	--
Brad Marchand	3	0	0	0	-2	0	0	0	0	0	5	0
Kevin Shattenkirk	2	0	0	0	-2	4	0	0	0	0	1	0
Patrick Maroon	1	0	0	0	0	0	0	0	0	0	1	0
James van Riemsdyk	1	0	0	0	0	0	0	0	0	0	1	0
Charlie Coyle	3	0	0	0	-5	0	0	0	0	0	4	0
Derek Forbort	1	0	0	0	0	0	0	0	0	0	1	0
Matthew Grzelcyk	2	0	0	0	0	15	0	0	0	0	0	--
Danton Heinen	3	0	0	0	-2	2	0	0	0	0	4	0
Anthony Richard	1	0	0	0	0	0	0	0	0	0	1	0
Brandon Carlo	3	0	0	0	1	0	0	0	0	0	5	0
Parker Wotherspoon	2	0	0	0	-1	0	0	0	0	0	1	0
Jake DeBrusk	3	0	0	0	-2	0	0	0	0	0	7	0
Charlie McAvoy	3	0	0	0	-2	0	0	0	0	0	5	0
Trent Frederic	3	0	0	0	0	0	0	0	0	0	2	0
Andrew Peeke	2	0	0	0	-1	0	0	0	0	0	2	0
Justin Brazeau	1	0	0	0	-1	0	0	0	0	0	1	0
Morgan Geekie	3	0	0	0	0	0	0	0	0	0	2	0
Jesper Boqvist	3	0	0	0	0	0	0	0	0	0	1	0
Jakub Lauko	3	0	0	0	1	0	0	0	0	0	1	0

GOALTENDER	GP	MIN	GA	GAA	SO	W	L	OT	SA	SV%
Charlie Lindgren	3	185	2	0.65	2	2	0	1	63	.968

GOALTENDER	GP	MIN	GA	GAA	SO	W	L	OT	SA	SV%
Jeremy Swayman	3	180	5	1.67	0	1	2	0	72	.931

POWER PLAY/PENALTY
<b>POWER PLAY:</b> 2 - 8 (25%)
<b>PENALTY KILLING:</b> 6 - 6 (100%)

POWER PLAY/PENALTY
<b>POWER PLAY:</b> 0 - 6 (0%)
<b>PENALTY KILLING:</b> 6 - 8 (75%)

# Buffalo Sabres



## CLUB INFORMATION

Founded .....1970-71  
 Home Arena ..... KeyBank Center (19,070)  
 Stanley Cups ..... None  
 General Manager ..... Kevyn Adams  
 Head Coach ..... Lindy Ruff  
 Assistant Coach ..... Mike Bales, Matt Ellis, Marty Wilford, Seth Appert  
 Vice President of Communications ..... Nicole Hendricks  
 2023-24 Record ..... 39-37-6 (84 points)  
 2023-24 Finish ..... 6th, Atlantic Division  
 2023-24 Playoffs ..... DNO

## SERIES INFORMATION

	Overall	at Washington	at Buffalo
All-Time Series (W-L-T-OT)	WSH trails, 69-88-15-8	WSH trails, 37-39-9-5	WSH trails, 32-49-6-3
Current Streak	2 BUF wins (4/2/24-4/11/24)	2 WSH wins (3/15/23-11/22/23)	3 BUF wins (2/26/23-4/11/24)
Last Washington Win	11/22/23 (4-3 OT)	11/22/23 (4-3 OT)	3/25/22 (4-3 SO)
Last Buffalo Win	4/11/24 (2-4)	1/3/23 (4-5 OT)	4/11/24 (2-4)
Last Tie	12/20/00 (2-2)	12/20/00 (2-2)	2/2/97 (2-2)
Last Overtime Game	11/22/23 (W, 4-3 OT)	11/22/23 (W, 4-3 OT)	3/25/22 (W, 4-3 SO)
Overtime Record	7-5-15	4-3-9	3-2-6
Last 10 Games (W-L-OT)	5-4-1	7-1-2	6-3-1
Longest Unbeaten Streak	9 (11/19-4/9/21)	8 (3/7/15-11/1/19)	7 (2/24/19-3/25/22)
Longest Winning Streak	3 (four times)	8 (3/7/15-11/1/19)	4 (1/14/21-3/25/22)
Longest Winless Streak	22 (11/11/78-11/16/84)	10 (11/11/78-1/7/84)	14 (11/20/77-11/16/84)
Longest Losing Streak	10 (1/24/81-1/7/84)	5 (1/24/81-1/7/84)	7 (11/20/74-12/26/76)
Washington Shutouts (Last)	5 (3/15/21)	2 (11/25/09)	3 (3/15/21)
Buffalo Shutouts (Last)	12 (12/9/09)	8 (4/7/07)	4 (12/9/09)
Last Washington Hat Trick	J. Svejkovsky (4/13/97)	None	J. Svejkovsky (4/13/97)
Last Buffalo Hat Trick	D. Cozens (2/26/23)	T. Thompson (1/3/23)	D. Cozens (2/26/23)
Most Washington Goals	8 (4/13/97)	7 (12/2/06)	8 (4/13/97)
Most Buffalo Goals	14 (12/21/75)	9 (two times)	14 (12/21/75)

## ALL-TIME SERIES HISTORY

Season	GP	W	L	T	OT	P	GF	GA
1987-88	3	0	2	1	--	1	11	14
1988-89	3	3	0	0	--	6	17	9
1989-90	3	1	1	1	--	3	10	8
1990-91	3	0	3	0	--	0	6	13
1991-92	3	1	1	1	--	3	8	10
1992-93	4	2	2	0	--	4	14	13
1993-94	4	2	1	1	--	5	12	15
1994-95	3	1	2	0	--	2	6	4
1995-96	4	2	1	1	--	5	10	6
1996-97	4	1	2	1	--	3	12	13
1997-98	4	2	2	0	--	4	11	12
1998-99	4	2	2	0	--	4	4	6
1999-00	4	2	1	1	0	5	8	9
2000-01	4	1	2	1	0	3	8	8
2001-02	4	2	1	0	1	5	11	12
2002-03	4	3	1	0	0	6	12	10
2003-04	4	0	4	0	0	0	4	21
2005-06	4	1	3	--	0	2	14	19
2006-07	4	1	3	--	0	2	12	17
2007-08	4	1	3	--	0	2	10	16
2008-09	4	2	1	--	1	5	11	14
2009-10	4	3	1	--	0	6	10	6
2010-11	4	3	0	--	1	7	13	10
2011-12	4	1	3	--	0	2	7	15
2012-13	3	3	0	--	0	6	11	8
2013-14	3	1	0	--	2	4	7	6
2014-15	3	2	1	--	0	4	10	6
2015-16	3	2	1	--	0	4	8	6
2016-17	3	3	0	--	0	6	10	4
2017-18	3	2	1	--	0	4	9	6
2018-19	3	2	1	--	0	4	7	9
2019-20	2	1	0	--	1	3	8	3
2020-21	8	6	1	--	1	13	29	20
2021-22	3	3	0	--	0	6	10	8
2022-23	3	1	1	--	1	3	12	16
2023-24	3	1	2	--	0	2	8	13
<b>Totals</b>	<b>180</b>	<b>69</b>	<b>88</b>	<b>15</b>	<b>8</b>	<b>161</b>	<b>492</b>	<b>614</b>

## HOME

GP	W	L	T	OT	P	GF	GA
1	0	0	1	--	1	3	3
2	2	0	0	--	4	11	5
1	0	0	1	--	1	1	1
2	0	2	0	--	0	4	8
1	1	0	0	--	2	3	1
2	2	0	0	--	4	10	5
2	1	0	1	--	3	7	6
2	1	1	0	--	2	5	2
2	1	1	0	--	2	3	3
2	0	2	0	--	0	2	8
2	1	1	0	--	2	6	5
2	1	1	0	--	2	3	3
2	1	0	1	0	3	3	2
2	0	1	1	0	1	4	5
2	0	1	0	1	1	4	8
2	2	0	0	0	4	7	5
2	0	2	0	0	0	1	9
2	0	2	--	0	0	6	9
2	1	1	--	0	2	7	6
2	0	2	--	0	0	4	8
2	1	0	--	1	3	7	7
2	2	0	--	0	4	7	2
2	2	0	--	0	4	9	6
2	1	1	--	0	2	4	6
2	2	0	--	0	4	8	5
1	0	0	--	1	1	1	1
2	1	1	--	0	2	7	3
1	1	0	--	0	2	5	2
2	2	0	--	0	4	6	3
1	1	0	--	0	2	5	1
2	2	0	--	0	4	5	4
1	1	0	--	0	2	6	1
4	2	1	--	1	5	11	12
1	1	0	--	0	2	5	3
2	1	0	--	1	3	8	9
1	1	0	--	0	2	4	3
<b>90</b>	<b>37</b>	<b>39</b>	<b>9</b>	<b>5</b>	<b>88</b>	<b>255</b>	<b>287</b>

## AWAY

GP	W	L	T	OT	P	GF	GA
2	0	2	0	--	0	8	11
1	1	0	0	--	2	6	4
2	1	1	0	--	2	9	7
1	0	1	0	--	0	2	5
2	0	1	1	--	1	5	9
2	0	2	0	--	0	4	8
2	1	1	0	--	2	5	9
1	0	1	0	--	0	1	2
2	1	0	1	--	3	7	3
2	1	0	1	--	3	10	5
2	1	1	0	--	2	5	7
2	1	1	0	0	2	4	3
2	2	0	0	0	4	7	4
2	1	1	0	0	2	5	5
2	0	2	0	0	0	3	12
2	1	1	--	0	2	8	10
2	0	2	--	0	0	5	11
2	1	1	--	0	2	6	8
2	1	1	--	0	2	4	7
2	1	1	--	0	2	3	4
2	1	0	--	1	3	4	4
2	0	2	--	0	0	3	9
1	1	0	--	0	2	3	3
2	1	0	--	1	3	6	5
1	1	0	--	0	2	3	3
2	1	1	--	0	2	3	4
1	1	0	--	0	2	4	1
2	1	1	--	0	2	4	5
1	0	1	--	0	0	2	5
1	0	0	--	1	1	2	2
4	4	0	--	0	8	18	8
2	2	0	--	0	4	5	5
1	0	1	--	0	0	4	7
2	0	2	--	0	0	4	10
<b>90</b>	<b>32</b>	<b>49</b>	<b>6</b>	<b>3</b>	<b>73</b>	<b>237</b>	<b>327</b>

## 2023-24 WASHINGTON CAPITALS vs. BUFFALO SABRES

**CAPITALS LOST SEASON SERIES,  
1-2-0 • Buffalo 2-0-1**

**2023-24 Meetings**  
Nov. 22 at Washington, W, 4-3 (OT)  
April 2 at Buffalo, L, 2-6  
April 11 at Buffalo, L, 2-4

Washington	Sabres	Capitals	Attend	Goaltenders	W. Goal
NOV. 22, 2023	3	4	18,573	DARCY KUEMPER / DEVON LEVI	DYLAN STROME
Buffalo	Sabres	Capitals	Attend	Goaltenders	W. Goal
APRIL 2, 2024	6	2	14,390	UKKO-PEKKA LUUKKONEN / CHARLIE LINDGREN	JJ PETERKA
APRIL 11, 2024	4	2	15,454	UKKO-PEKKA LUUKKONEN / CHARLIE LINDGREN	JACK QUINN

CAPITALS	GP	G	A	P	+/-	PIM	PP	SH	GW	EN	S	%
John Carlson	3	0	5	5	1	0	0	0	0	0	9	0
Dylan Strome	3	2	1	3	0	0	1	0	1	0	7	28.6
Tom Wilson	2	2	0	2	1	12	0	0	0	0	6	33.3
Connor McMichael	3	1	1	2	-2	4	0	0	0	0	5	20
Alex Ovechkin	3	0	2	2	-3	0	0	0	0	0	10	0
T.J. Oshie	2	1	0	1	0	0	0	0	0	0	2	50
Martin Fehervary	2	1	0	1	-1	0	0	0	0	0	1	100
Alexander Alexeyev	3	1	0	1	0	0	0	0	0	0	5	20
Max Pacioretty	2	0	1	1	-2	7	0	0	0	0	5	0
Nic Dowd	3	0	1	1	0	0	0	0	0	0	2	0
Michael Sgarbossa	1	0	1	1	1	0	0	0	0	0	2	0
Trevor van Riemsdyk	3	0	1	1	-2	0	0	0	0	0	3	0
Hendrix Lapierre	3	0	1	1	-1	0	0	0	0	0	6	0
Nick Jensen	3	0	0	0	-3	2	0	0	0	0	3	0
Joel Edmundson	1	0	0	0	-1	0	0	0	0	0	0	--
Anthony Mantha	1	0	0	0	1	0	0	0	0	0	1	0
Sonny Milano	3	0	0	0	-1	0	0	0	0	0	2	0
Nicolas Aube-Kubel	3	0	0	0	-1	0	0	0	0	0	2	0
Beck Malenstyn	3	0	0	0	0	0	0	0	0	0	1	0
Rasmus Sandin	2	0	0	0	-2	2	0	0	0	0	3	0
Aliaksei Protas	3	0	0	0	-1	0	0	0	0	0	5	0
Vincent Iorio	1	0	0	0	0	0	0	0	0	0	0	--
Ivan Miroshnichenko	1	0	0	0	0	0	0	0	0	0	0	--

SABRES	GP	G	A	P	+/-	PIM	PP	SH	GW	EN	S	%
JJ Peterka	3	3	1	4	1	2	1	0	1	0	6	50
Alex Tuch	3	2	2	4	3	0	0	0	0	0	11	18.2
Zach Benson	3	2	2	4	2	0	0	0	0	0	5	40
Tage Thompson	2	1	3	4	3	5	0	0	0	0	5	20
Rasmus Dahlin	3	1	3	4	-1	2	1	0	0	0	11	9.1
Dylan Cozens	3	2	0	2	1	0	1	0	0	1	7	28.6
Jack Quinn	2	1	1	2	1	0	0	0	1	0	3	33.3
Victor Olofsson	2	0	2	2	2	0	0	0	0	0	3	0
Jordan Greenway	2	0	2	2	0	12	0	0	0	0	2	0
Henri Jokiharju	3	0	2	2	2	0	0	0	0	0	2	0
Zemgus Girgensons	3	1	0	1	-1	0	0	0	0	0	4	25
Jeff Skinner	3	0	1	1	1	0	0	0	0	0	6	0
Connor Clifton	3	0	1	1	4	0	0	0	0	0	0	--
Tyson Jost	2	0	1	1	-1	0	0	0	0	0	2	0
Casey Mittelstadt	1	0	1	1	-1	0	0	0	0	0	1	0
Peyton Krebs	2	0	1	1	0	2	0	0	0	0	1	0
Owen Power	3	0	1	1	0	2	0	0	0	0	3	0
Erik Johnson	1	0	0	0	2	0	0	0	0	0	0	--
Kyle Okposo	1	0	0	0	-1	0	0	0	0	0	1	0
Kale Clague	1	0	0	0	0	0	0	0	0	0	1	0
Jacob Bryson	2	0	0	0	2	0	0	0	0	0	0	--
Eric Robinson	1	0	0	0	1	0	0	0	0	0	1	0
Mattias Samuelsson	1	0	0	0	-2	0	0	0	0	0	3	0
Bowen Byram	1	0	0	0	0	0	0	0	0	0	0	--
Ryan Johnson	1	0	0	0	0	0	0	0	0	0	1	0
Lukas Rousek	2	0	0	0	-1	0	0	0	0	0	0	--

GOALTENDER	GP	MIN	GA	GAA	SO	W	L	OT	SA	SV%
Darcy Kuemper	2	79	3	2.28	0	1	0	0	31	.903
Charlie Lindgren	2	103	9	5.23	0	0	2	0	47	.809

GOALTENDER	GP	MIN	GA	GAA	SO	W	L	OT	SA	SV%
Ukko-Pekka Luukkonen	2	120	4	2.00	0	2	0	0	50	.920
Devon Levi	1	65	4	3.72	0	0	0	1	30	.867

POWER PLAY/PENALTY	
<b>POWER PLAY:</b> 1 - 5 (20%)	<b>PENALTY KILLING:</b> 3 - 6 (50%)

POWER PLAY/PENALTY	
<b>POWER PLAY:</b> 3 - 6 (50%)	<b>PENALTY KILLING:</b> 4 - 5 (80%)



# Calgary Flames



## CLUB INFORMATION

Founded ..... 1972-73 (Atlanta), 1980-91 (Calgary)  
 Home Arena ..... Scotiabank Saddledome (19,289)  
 Stanley Cups ..... 1 (1989)  
 Vice Chairman, Calgary Flames ..... John Bean  
 General Manager ..... Craig Conroy  
 Head Coach ..... Ryan Huska  
 Assistant Coaches ..... Dan Lambert, Cail MacLean, Brad Larsen  
 Vice President of Communications ..... Peter Hanlon  
 2023-24 Record ..... 38-39-5 (81 points)  
 2023-24 Finish ..... 5th, Pacific Division  
 2023-24 Playoffs ..... DQO

## SERIES INFORMATION

	Overall	at Washington	at Calgary
All-Time Series (W-L-T-OT)	WSH leads, 45-44-13-3	WSH leads, 29-16-6-3	WSH trails, 16-28-7-0
Current Streak	2 WSH wins (10/16/23-3/18/24)	2 WSH wins (11/25/22-10/16/23)	1 WSH win (3/18/24)
Last Washington Win	3/18/24 (5-2)	10/16/23 (3-2, SO)	3/18/24 (5-2)
Last Calgary Win	12/3/22 (2-5)	10/23/21 (3-4, OT)	12/3/22 (2-5)
Last Tie	1/14/04 (3-3)	1/14/04 (3-3)	2/13/01 (4-4)
Last Overtime Game	10/16/23 (W, 3-2 SO)	10/16/23 (W, 3-2 SO)	10/27/18 (W, 4-3 SO)
Overtime Record	4-5-10	3-4-4	1-1-6
Last 10 Games (W-L-T-OT)	8-1-1	6-1-3	7-3-0
Longest Unbeaten Streak	8 (1/26/00-3/12/08)	6 (12/2/81-10/30/84)	4 (10/30/98-10/30/06)
Longest Winning Streak	4 (two times)	6 (12/2/81-10/30/84)	3 (two times)
Longest Winless Streak	8 (11/12/74-3/28/76)	4 (two times)	7 (two times)
Longest Losing Streak	7 (11/13/74-3/28/76)	4 (11/9/85-12/8/87)	6 (11/13/74-11/24/76)
Washington Shutouts (Last)	2 (11/25/22)	1 (11/25/22)	1 (10/30/98)
Calgary Shutouts (Last)	6 (10/30/98)	1 (3/23/75)	5 (10/30/98)
Last Washington Hat Trick	J. Vrana (11/3/19)	J. Vrana (11/3/19)	A. Haworth (2/24/83)
Last Calgary Hat Trick	E. Lindholm (10/23/21)	E. Lindholm (10/23/21)	None
Most Washington Goals	9 (12/2/81)	9 (12/2/81)	7 (10/30/10)
Most Calgary Goals	9 (10/27/90)	7 (11/14/78)	9 (10/27/90)

## ALL-TIME SERIES HISTORY

Season	GP	W	L	T	OT	P	GF	GA
1974-75	4	0	3	1	--	1	5	14
1975-76	4	0	4	0	--	0	4	18
1976-77	4	1	3	0	--	2	10	22
1977-78	4	2	1	1	--	5	13	11
1978-79	4	1	2	1	--	3	17	21
1979-80	4	0	3	1	--	1	8	15
1980-81	4	1	3	0	--	2	9	19
1981-82	3	3	0	0	--	6	22	12
1982-83	3	2	1	0	--	4	12	11
1983-84	3	2	1	0	--	4	12	7
1984-85	3	2	1	0	--	4	11	11
1985-86	3	0	3	0	--	0	9	13
1986-87	3	1	2	0	--	2	9	12
1987-88	3	1	2	0	--	2	11	17
1988-89	3	0	2	1	--	1	5	10
1989-90	3	1	0	2	--	4	11	8
1990-91	3	1	2	0	--	2	10	19
1991-92	3	2	0	1	--	5	13	7
1992-93	2	1	1	0	--	2	7	7
1993-94	2	0	1	1	--	1	6	7
1994-95	Teams did not meet in 1994-95							
1995-96	2	1	0	1	--	3	7	6
1996-97	2	1	1	0	--	2	4	6
1997-98	2	1	1	0	--	2	7	5
1998-99	2	0	1	1	--	1	4	5
1999-00	1	1	0	0	0	2	2	1
2000-01	1	0	0	1	0	1	4	4
2001-02	1	1	0	0	0	2	3	2
2002-03	2	2	0	0	0	4	8	3
2003-04	1	0	0	1	0	1	3	3
2005-06	Teams did not meet in 2005-06							
2006-07	1	1	0	--	0	2	4	2
2007-08	1	1	0	--	0	2	3	2
2008-09	1	0	1	--	0	0	1	2
2009-10	1	0	1	--	0	0	3	5
2010-11	1	1	0	--	0	2	7	2
2011-12	1	1	0	--	0	2	3	1
2012-13	Teams did not meet in 2012-13							
2013-14	2	1	1	--	0	2	6	9
2014-15	2	1	0	--	1	3	6	5
2015-16	2	1	0	--	1	3	8	5
2016-17	2	2	0	--	0	4	7	3
2017-18	2	0	2	--	0	0	2	6
2018-19	2	2	0	--	0	4	7	6
2019-20	2	2	0	--	0	4	9	5
2020-21	Teams did not meet in 2020-21							
2021-22	2	1	0	--	1	3	8	8
2022-23	2	1	1	--	0	2	5	5
2023-24	2	2	0	--	0	4	7	4
Totals	105	45	44	13	3	106	332	366

## HOME

GP	W	L	T	OT	P	GF	GA
2	0	1	1	--	1	2	7
2	0	2	0	--	0	2	7
2	1	1	0	--	2	8	9
2	1	0	1	--	3	6	4
2	1	1	0	--	2	11	13
2	0	1	1	--	1	6	8
2	1	1	0	--	2	7	8
2	2	0	0	--	4	17	9
1	1	0	0	--	2	5	3
2	2	0	0	--	4	10	4
1	1	0	0	--	2	4	3
2	0	2	0	--	0	7	9
1	0	1	0	--	0	3	6
2	1	1	0	--	2	9	9
1	0	1	0	--	0	1	2
2	1	0	1	--	3	8	5
1	1	0	0	--	2	4	2
2	2	0	0	--	4	9	3
1	0	1	0	--	0	4	6
1	0	0	1	--	1	4	4
1	1	0	0	--	2	3	2
1	1	0	0	--	2	2	1
1	1	0	0	--	2	5	2
1	0	1	0	--	0	4	5
1	1	0	0	0	2	2	1
0	0	0	0	0	0	0	0
1	1	0	0	0	2	3	2
1	1	0	0	0	2	4	2
1	0	0	1	0	1	3	3
0	0	0	0	0	0	0	0
1	1	0	0	0	2	3	2
0	0	0	0	0	0	0	0
1	0	1	--	0	0	3	5
0	0	0	0	0	0	0	0
1	1	0	--	0	2	3	1
1	1	0	--	0	2	4	4
1	0	0	--	1	1	3	4
1	0	0	--	1	1	2	3
1	1	0	--	0	2	4	2
1	0	1	--	0	0	1	4
1	1	0	--	0	2	4	3
1	1	0	--	0	2	4	2
1	0	0	--	1	1	3	4
1	1	0	--	0	2	3	0
1	1	0	--	0	2	2	2
54	29	16	6	3	67	192	175

## AWAY

GP	W	L	T	OT	P	GF	GA	
2	0	2	0	--	0	3	7	
2	0	2	0	--	0	2	11	
2	0	2	0	--	0	2	13	
2	1	1	0	--	2	7	7	
2	0	1	1	--	1	6	8	
2	0	2	0	--	0	2	7	
2	0	2	0	--	0	2	11	
1	1	0	0	--	2	5	3	
2	1	1	0	--	2	7	8	
1	0	1	0	--	0	2	3	
2	1	1	0	--	2	7	8	
1	0	1	0	--	0	2	4	
2	1	1	0	--	2	6	6	
1	0	1	0	--	0	2	8	
2	0	1	1	--	1	4	8	
1	0	0	1	--	1	3	3	
2	0	2	0	--	0	6	17	
1	0	0	1	--	1	4	4	
1	1	0	0	--	2	3	1	
1	0	1	0	--	0	2	3	
1	0	0	0	1	--	1	4	4
1	0	0	0	0	0	0	0	
1	0	0	0	0	0	0	0	
1	0	0	0	0	0	0	0	
1	0	0	0	0	0	0	0	
1	1	0	--	0	2	4	2	
0	0	0	0	0	0	0	0	
1	0	1	--	0	0	1	2	
0	0	0	0	0	0	0	0	
1	1	0	--	0	2	7	2	
0	0	0	0	0	0	0	0	
1	0	1	--	0	0	2	5	
1	1	0	--	0	2	3	1	
1	1	0	--	0	2	6	2	
1	1	0	--	0	2	3	1	
1	0	1	--	0	0	1	2	
1	1	0	--	0	2	3	3	
1	1	0	--	0	2	5	3	
1	1	0	--	0	2	5	4	
1	0	1	--	0	0	2	5	
1	1	0	--	0	2	5	2	
51	16	28	7	0	39	140	191	

Scotiabank Saddledome, 555 Saddledome Rise SE, Calgary, Alberta T2P 3B9, 403.777.4636, Fax: 403.777.2171, @NHLFlames

## 2023-24 WASHINGTON CAPITALS vs. CALGARY FLAMES

**CAPITALS WON SEASON SERIES,  
2-0-0 • Calgary 0-1-1**

**2023-24 Meetings**  
Oct. 16 at Washington, W, 3-2 (SO)  
March 18 at Calgary, W, 5-2

Washington	Flames	Capitals	Attend	Goaltenders	W. Goal
Oct. 16, 2023	2	3	16,489	Darcy Kuemper / Jacob Markstrom	Evgeny Kuznetsov
Calgary	Flames	Capitals	Attend	Goaltenders	W. Goal
MARCH 18, 2024	2	5	16,793	Charlie Lindgren / Dustin Wolf	Alex Ovechkin

CAPITALS	GP	G	A	P	+/-	PIM	PP	SH	GW	EN	S	%
Alex Ovechkin	2	2	0	2	0	0	2	0	1	0	5	40.0
Tom Wilson	2	1	1	2	1	2	0	0	0	1	6	16.7
Dylan Strome	2	1	1	2	2	0	0	0	0	0	3	33.3
Matthew Phillips	1	1	1	2	2	0	0	0	0	0	2	50.0
John Carlson	2	0	2	2	2	0	0	0	0	0	2	0.0
Nick Jensen	2	0	2	2	2	0	0	0	0	0	3	0.0
Sonny Milano	2	0	2	2	1	0	0	0	0	0	1	0.0
Connor McMichael	2	1	0	1	1	0	0	0	0	0	2	50.0
Hendrix Lapierre	1	1	0	1	0	0	0	0	0	0	2	50.0
Max Pacioretty	1	0	1	1	0	0	0	0	0	0	2	0.0
Beck Malenstyn	2	0	1	1	0	0	0	0	0	0	4	0.0
Rasmus Sandin	2	0	1	1	1	0	0	0	0	0	2	0.0
T.J. Oshie	2	0	0	0	0	2	0	0	0	0	5	0.0
Nicklas Backstrom	1	0	0	0	0	0	0	0	0	0	2	0.0
Nic Dowd	2	0	0	0	-1	2	0	0	0	0	0	--
Evgeny Kuznetsov	1	0	0	0	1	4	0	0	0	0	2	0.0
Trevor van Riemsdyk	2	0	0	0	-2	0	0	0	0	0	2	0.0
Martin Fehervary	2	0	0	0	1	0	0	0	0	0	4	0.0
Alexander Alexeyev	2	0	0	0	0	0	0	0	0	0	0	--
Aliaksei Protas	2	0	0	0	-1	2	0	0	0	0	5	0.0
Ivan Miroshnichenko	1	0	0	0	0	2	0	0	0	0	2	0.0

FLAMES	GP	G	A	P	+/-	PIM	PP	SH	GW	EN	S	%
Dillon Dube	1	1	1	2	-1	0	1	0	0	0	3	33.3
Adam Ruzicka	1	1	1	2	-1	0	0	0	0	0	1	100.0
Noah Hanifin	1	0	2	2	1	0	0	0	0	0	4	0.0
MacKenzie Weegar	2	1	0	1	-1	2	0	0	0	0	8	12.5
Kevin Rooney	1	1	0	1	1	0	0	0	0	0	2	50.0
Mikael Backlund	2	0	1	1	0	0	0	0	0	0	7	0.0
Brayden Pachal	1	0	1	1	1	4	0	0	0	0	0	--
Matt Coronato	2	0	1	1	1	0	0	0	0	0	4	0.0
Nazem Kadri	2	0	0	0	-3	0	0	0	0	0	6	0.0
Chris Tanev	1	0	0	0	-1	0	0	0	0	0	3	0.0
Blake Coleman	2	0	0	0	0	0	0	0	0	0	8	0.0
Jonathan Huberdeau	2	0	0	0	-2	2	0	0	0	0	2	0.0
Elias Lindholm	1	0	0	0	0	0	0	0	0	0	3	0.0
Nikita Zadorov	1	0	0	0	-1	2	0	0	0	0	3	0.0
Joel Hanley	1	0	0	0	0	0	0	0	0	0	0	--
Dryden Hunt	1	0	0	0	0	0	0	0	0	0	0	--
Andrew Mangiapane	2	0	0	0	0	0	0	0	0	0	3	0.0
Rasmus Andersson	2	0	0	0	-1	0	0	0	0	0	5	0.0
A.J. Greer	2	0	0	0	1	0	0	0	0	0	3	0.0
Oliver Kyllington	1	0	0	0	-1	0	0	0	0	0	2	0.0
Dennis Gilbert	1	0	0	0	-1	0	0	0	0	0	0	--
Martin Pospisil	1	0	0	0	-2	0	0	0	0	0	4	0.0
Yegor Sharangovich	2	0	0	0	-1	0	0	0	0	0	3	0.0
Daniil Miromanov	1	0	0	0	0	0	0	0	0	0	2	0.0
Walker Duehr	1	0	0	0	0	0	0	0	0	0	0	--
Andrei Kuzmenko	1	0	0	0	0	0	0	0	0	0	0	--

GOALTENDER	GP	MIN	GA	GAA	SO	W	L	OT	SA	SV%
Darcy Kuemper	1	65	2	1.85	0	1	0	0	40	.950
Charlie Lindgren	1	60	2	2.00	0	1	0	0	36	.944

GOALTENDER	GP	MIN	GA	GAA	SO	W	L	OT	SA	SV%
Jacob Markstrom	1	65	2	1.85	0	0	0	1	23	.913
Dustin Wolf	1	57	4	4.18	0	0	1	0	32	.875

POWER PLAY/PENALTY	
<b>POWER PLAY:</b> 2 - 6 (33.3%)	<b>PENALTY KILLING:</b> 7 - 8 (87.5%)

POWER PLAY/PENALTY	
<b>POWER PLAY:</b> 1 - 8 (12.5%)	<b>PENALTY KILLING:</b> 4 - 6 (66.7%)

# Carolina Hurricanes



## CLUB INFORMATION

Founded . . . 1972-73 (WHA), 1979-80 (Hartford- NHL), 1997-98 (Carolina)  
 Home Arena . . . . . Lenovo Center (18,680)  
 Stanley Cups . . . . . 1 (2006)  
 Owner/Governor . . . . . Tom Dundon  
 General Manager . . . . . Eric Tulsky  
 Head Coach . . . . . Rod Brind'Amour  
 Assistant Coach . . . . . Jeff Daniels, Tim Gleason  
 Vice President of Communications . . . . . Mike Sundheim  
 2023-24 Record . . . . . 52-23-7 (111 points)  
 2023-24 Finish . . . . . 2nd, Metropolitan Division  
 2023-24 Playoffs . . . . . E. Conference Second Round (def. by NYR, 4-2)

## SERIES INFORMATION

	Overall	at Washington	at Carolina
All-Time Series (W-L-T-OT)	WSH leads, 105-60-14-10	WSH leads, 56-29-4-5	WSH leads, 49-31-10-5
Current Streak	1 CAR win (4/5/24)	1 WSH win (3/22/24)	1 CAR win (4/5/24)
Last Washington Win	3/22/24 (7-6 SO)	3/22/24 (7-6 SO)	12/17/23 (2-1 SO)
Last Carolina Win	4/5/24 (2-4)	1/5/24 (2-6)	4/5/24 (2-4)
Last Tie	2/12/04 (3-3)	12/30/01 (5-5)	2/12/04 (3-3)
Last Overtime Game	3/22/24 (W, 7-6 SO)	3/22/24 (W, 7-6 SO)	12/17/23 (W, 2-1 SO)
Overtime Record	13-7-19	7-4-7	6-3-12
Last 10 Games (W-L-OT)	4-5-1	5-4-1	6-3-1
Longest Unbeaten Streak	6 (3/2/03-2/12/04)	8 (3/10/10-2/26/13)	8 (2/21/00-1/10/03)
Longest Winning Streak	5 (five times)	5 (11/8/14-2/7/17)	5 (two times)
Longest Winless Streak	4 (three times)	4 (3/2/90-3/24/92)	5 (two times)
Longest Losing Streak	4 (3/2/90-3/12/91)	4 (3/2/90-3/24/92)	5 (1/26/07-2/23/08)
Washington Shutouts (Last)	13 (3/3/22)	10 (3/3/22)	3 (10/27/10)
Carolina Shutouts (Last)	14 (2/27/15)	4 (3/12/13)	10 (2/27/15)
Last Washington Hat Trick	S. Milano (3/22/24)	S. Milano (3/22/24)	A. Ovechkin (12/14/18)
Last Carolina Hat Trick	S. Aho (3/22/24)	S. Aho (3/22/24)	J. Tlustý (4/2/13)
Most Washington Goals	9 (3/8/80)	9 (3/8/80)	8 (two times)
Most Carolina Goals	8 (3/24/92)	8 (3/24/92)	7 (10/12/05)

## ALL-TIME SERIES HISTORY

Season	GP	W	L	T	OT	P	GF	GA	
1979-80	4	2	1	1	--	5	22	16	
1980-81	4	3	1	0	--	6	19	13	
1981-82	3	2	1	0	--	4	13	7	
1982-83	3	2	0	1	--	5	15	10	
1983-84	3	2	1	0	--	4	8	8	
1984-85	3	1	2	0	--	2	4	7	
1985-86	3	2	0	1	--	5	15	12	
1986-87	3	1	2	0	--	2	9	9	
1987-88	3	2	1	0	--	4	14	10	
1988-89	3	3	0	0	--	6	12	4	
1989-90	3	1	2	0	--	2	9	10	
1990-91	3	0	3	0	--	0	6	10	
1991-92	3	1	1	1	--	3	7	12	
1992-93	4	3	1	0	--	6	18	13	
1993-94	4	2	2	0	--	4	9	12	
1994-95	4	2	1	1	--	5	15	8	
1995-96	4	2	1	1	--	5	9	6	
1996-97	4	2	1	1	--	5	9	8	
1997-98	4	4	0	0	--	8	9	5	
1998-99	5	2	2	1	--	5	11	11	
1999-00	5	2	1	2	0	6	12	10	
2000-01	5	2	1	1	1	6	15	11	
2001-02	5	2	1	2	0	6	19	15	
2002-03	5	4	1	0	0	8	14	8	
2003-04	6	4	1	1	0	9	22	11	
2005-06	8	3	3	--	2	8	26	28	
2006-07	8	3	5	--	0	6	23	29	
2007-08	8	4	4	--	0	8	20	22	
2008-09	6	3	3	--	0	6	16	19	
2009-10	6	3	1	--	2	8	19	20	
2010-11	6	5	0	--	1	11	15	9	
2011-12	6	3	2	--	1	7	14	17	
2012-13	5	4	1	--	0	8	14	10	
2013-14	5	2	2	--	1	5	15	15	
2014-15	4	3	1	--	0	6	10	9	
2015-16	4	3	1	--	0	6	10	7	
2016-17	4	3	1	--	0	6	15	9	
2017-18	4	2	2	--	0	4	11	14	
2018-19	4	4	0	--	0	8	15	9	
2019-20	4	2	1	--	1	5	12	12	
2020-21	Teams did not meet in 2020-21								
2021-22	4	3	1	--	0	6	12	11	
2022-23	3	0	2	--	1	1	5	9	
2023-24	4	2	2	--	0	4	11	17	
<b>Totals</b>	<b>189</b>	<b>105</b>	<b>60</b>	<b>14</b>	<b>10</b>	<b>234</b>	<b>578</b>	<b>512</b>	

## HOME

GP	W	L	T	OT	P	GF	GA
2	1	0	1	--	3	12	8
2	1	1	0	--	2	6	7
1	1	0	0	--	2	7	1
2	2	0	0	--	4	11	6
1	1	0	0	--	2	4	2
2	1	1	0	--	2	4	5
1	1	0	0	--	2	4	2
2	0	2	0	--	0	3	8
1	1	0	0	--	2	6	2
2	2	0	0	--	4	4	2
1	0	1	0	--	0	3	4
2	0	2	0	--	0	4	6
1	0	1	0	--	0	2	8
2	2	0	0	--	4	9	5
2	1	1	0	--	2	5	7
2	1	1	0	--	2	9	7
2	1	0	1	--	3	5	2
2	2	0	0	--	4	8	5
2	2	0	0	--	4	3	1
2	1	1	0	--	2	6	4
3	2	0	1	0	5	9	6
2	1	1	0	0	2	7	3
3	1	1	1	0	3	13	10
2	2	0	0	0	4	7	3
3	2	1	0	0	4	12	4
4	1	2	--	1	3	11	13
4	2	2	--	0	4	13	12
4	3	1	--	0	6	12	5
3	2	1	--	0	4	9	11
3	2	1	--	0	4	11	12
3	2	0	--	1	5	6	5
3	2	0	--	1	5	9	8
3	2	1	--	0	4	6	5
3	0	2	--	1	1	6	11
2	2	0	--	0	4	8	5
2	2	0	--	0	4	6	2
2	2	0	--	0	4	11	1
2	0	2	--	0	0	2	7
2	2	0	--	0	4	7	2
2	1	0	--	1	3	4	3
2	1	1	--	0	2	5	6
1	0	1	--	0	0	2	3
2	1	1	--	0	2	8	12
<b>94</b>	<b>56</b>	<b>29</b>	<b>4</b>	<b>5</b>	<b>121</b>	<b>299</b>	<b>241</b>

## AWAY

GP	W	L	T	OT	P	GF	GA
2	1	1	0	--	2	10	8
2	2	0	0	--	4	13	6
2	1	1	0	--	2	6	6
1	0	0	1	--	1	4	4
2	1	1	0	--	2	4	6
1	0	1	0	--	0	0	2
2	1	0	1	--	3	11	10
1	1	0	0	--	2	6	1
2	1	1	0	--	2	6	6
2	1	1	0	--	2	8	8
1	1	0	0	--	2	8	2
2	1	1	0	--	2	6	6
1	0	1	0	--	0	2	4
2	1	0	1	--	3	5	4
2	1	1	0	--	2	9	8
2	1	1	0	--	2	4	5
2	1	0	1	--	3	6	1
2	1	1	0	--	2	4	4
2	0	1	1	--	1	1	3
2	2	0	0	--	4	6	4
3	1	1	1	--	3	5	7
2	0	1	1	0	1	3	4
3	1	0	1	1	4	8	8
2	1	0	1	0	3	6	5
3	2	1	0	0	4	7	5
3	2	0	1	0	5	10	7
4	2	1	--	1	5	15	15
4	1	3	--	0	2	10	17
4	1	3	--	0	2	8	17
4	1	3	--	0	2	8	17
3	1	2	--	0	2	7	8
3	1	0	--	2	4	8	8
3	3	0	--	0	6	9	4
3	1	2	--	0	2	5	9
2	2	0	--	0	4	8	5
2	2	0	--	0	4	9	4
2	1	1	--	0	2	4	5
2	1	1	--	0	2	4	8
2	2	0	--	0	4	9	7
2	2	0	--	0	4	8	7
2	1	1	--	0	2	8	9
2	2	0	--	0	4	7	5
2	0	1	--	1	1	3	6
2	1	1	--	0	2	3	5
<b>95</b>	<b>49</b>	<b>31</b>	<b>10</b>	<b>5</b>	<b>113</b>	<b>279</b>	<b>271</b>

## 2023-24 WASHINGTON CAPITALS vs. CAROLINA HURRICANES

**CAPITALS LOST SEASON SERIES,  
2-2-0 • Carolina 2-0-2**

**2023-24 Meetings**  
 Dec. 17 at Carolina, W, 2-1 (SO)  
 Jan. 5 at Washington, L, 2-6  
 March 22 at Washington, W, 7-6 (SO)  
 April 5 at Carolina, L, 2-4

Washington	Hurricanes	Capitals	Attend	Goaltenders	W. Goal
JAN. 5, 2024	6	2	18,573	PYOTR KOCHETKOV / DARCY KUEMPER	ANDREI SVECHNIKOV
MARCH 22, 2024	6	7	18,573	CHARLIE LINDGREN / PYOTR KOCHETKOV	DYLAN STROME

Carolina	Hurricanes	Capitals	Attend	Goaltenders	W. Goal
DEC. 17, 2023	1	2	18,700	DARCY KUEMPER / PYOTR KOCHETKOV	EVGENY KUZNETSOV
APRIL 5, 2024	4	2	18,724	PYOTR KOCHETKOV / DARCY KUEMPER	SEBASTIAN AHO

CAPITALS	GP	G	A	P	+/-	PIM	PP	SH	GW	EN	S	%
Dylan Strome	4	1	6	7	1	2	1	0	0	0	7	14.3
Alex Ovechkin	4	3	2	5	1	2	1	0	0	0	14	21.4
Sonny Milano	2	3	0	3	2	2	1	0	0	0	5	60.0
John Carlson	4	1	2	3	-2	0	1	0	0	0	6	16.7
Connor McMichael	4	1	1	2	-3	2	0	0	0	0	6	16.7
Trevor van Riemsdyk	4	0	2	2	0	6	0	0	0	0	2	0.0
Ivan Miroshnichenko	2	0	2	2	1	0	0	0	0	0	3	0.0
Nic Dowd	4	1	0	1	-3	6	0	0	0	0	2	50.0
Martin Fehervary	4	1	0	1	2	0	0	0	0	0	1	100.0
Tom Wilson	3	0	1	1	2	2	0	0	0	0	4	0.0
Nicolas Aube-Kubel	3	0	1	1	0	0	0	0	0	0	1	0.0
Beck Malenstyn	4	0	1	1	-3	2	0	0	0	0	5	0.0
Rasmus Sandin	3	0	1	1	-1	2	0	0	0	0	4	0.0
Hendrix Lapierre	3	0	1	1	-2	0	0	0	0	0	1	0.0
Max Pacioretty	3	0	0	0	-3	2	0	0	0	0	5	0.0
Nick Jensen	4	0	0	0	-4	0	0	0	0	0	2	0.0
Evgeny Kuznetsov	2	0	0	0	-1	2	0	0	0	0	3	0.0
Michael Sgarbossa	2	0	0	0	-1	0	0	0	0	0	0	--
Joel Edmundson	2	0	0	0	-3	0	0	0	0	0	2	0.0
Anthony Mantha	2	0	0	0	-3	0	0	0	0	0	1	0.0
Ethan Bear	1	0	0	0	-1	0	0	0	0	0	0	--
Matthew Phillips	2	0	0	0	-2	0	0	0	0	0	1	0.0
Alexander Alexeyev	2	0	0	0	1	0	0	0	0	0	1	0.0
Joe Snively	1	0	0	0	-1	0	0	0	0	0	0	--
Aliaksei Protas	3	0	0	0	-3	0	0	0	0	0	3	0.0

HURRICANES	GP	G	A	P	+/-	PIM	PP	SH	GW	EN	S	%
Sebastian Aho	4	5	3	8	6	4	1	0	1	0	13	38.5
Jake Guentzel	2	2	4	6	4	0	0	0	0	1	8	25.0
Brent Burns	4	2	3	5	2	0	1	0	0	0	15	13.3
Jacob Slavin	4	1	3	4	0	4	0	0	0	0	10	10.0
Andrei Svechnikov	2	1	3	4	0	4	1	0	1	0	6	16.7
Seth Jarvis	4	2	1	3	6	0	1	0	0	0	5	40.0
Martin Necas	3	1	2	3	0	0	1	0	0	0	13	7.7
Dmitry Orlov	4	1	1	2	4	0	0	1	0	1	9	11.1
Brady Skjei	4	1	1	2	0	2	0	0	0	0	8	12.5
Vasily Ponomarev	1	1	1	2	2	0	0	0	0	0	1	100.0
Jesper Kotkaniemi	4	0	2	2	2	4	0	0	0	0	9	0.0
Evgeny Kuznetsov	2	0	1	1	0	2	0	0	0	0	4	0.0
Jesper Fast	2	0	1	1	-2	0	0	0	0	0	3	0.0
Stefan Noesen	3	0	1	1	2	2	0	0	0	0	2	0.0
Jordan Staal	4	0	0	0	-3	0	0	0	0	0	3	0.0
Teuvo Teravainen	4	0	0	0	0	0	0	0	0	0	7	0.0
Jordan Martinook	4	0	0	0	-4	2	0	0	0	0	3	0.0
Brett Pesce	4	0	0	0	1	2	0	0	0	0	5	0.0
Tony DeAngelo	2	0	0	0	-1	2	0	0	0	0	1	0.0
Brendan Lemieux	2	0	0	0	3	0	0	0	0	0	1	0.0
Michael Bunting	2	0	0	0	-1	0	0	0	0	0	3	0.0
Jalen Chatfield	4	0	0	0	4	0	0	0	0	0	6	0.0
Jack Drury	3	0	0	0	-1	0	0	0	0	0	4	0.0

GOALTENDER	GP	MIN	GA	GAA	SO	W	L	OT	SA	SV%
Darcy Kuemper	4	223	13	3.49	0	1	2	0	128	.898
Charlie Lindgren	1	25	2	4.80	0	1	0	0	9	.778

GOALTENDER	GP	MIN	GA	GAA	SO	W	L	OT	SA	SV%
Pyotr Kochetkov	4	249	11	2.65	0	2	0	2	79	.861

POWER PLAY/PENALTY
<b>POWER PLAY:</b> 4 - 14 (28.6%)
<b>PENALTY KILLING:</b> 9 - 14 (64.3%)

POWER PLAY/PENALTY
<b>POWER PLAY:</b> 5 - 14 (35.7%)
<b>PENALTY KILLING:</b> 10 - 14 (71.4%)

# Chicago Blackhawks



## CLUB INFORMATION

Founded ..... 1926-27  
 Home Arena ..... United Center (19,717)  
 Stanley Cups ..... 6 (most recent, 2015)  
 Chairman & CEO ..... Danny Wirtz  
 President of Hockey Ops/General Manager ..... Kyle Davidson  
 Head Coach ..... Luke Richardson  
 Assistant Coaches ..... Kevin Dean, Derek King, Derek Plante  
 Manager, Hockey Communications ..... Ben Fromstein  
 2023-24 Record ..... 23-53-6 (52 points)  
 2023-24 Finish ..... 8th, Central Division  
 2023-24 Playoffs ..... DNP

## SERIES INFORMATION

	Overall	at Washington	at Chicago
All-Time Series (W-L-T-OT)	WSH leads, 49-43-11-3	WSH leads, 31-15-5-2	WSH trails, 18-28-6-1
Current Streak	4 WSH wins (12/13/22-3/9/24)	2 WSH win (3/23/23-3/9/24)	2 WSH wins (12/13/22-12/10/23)
Last Washington Win	3/23/23 (6-1)	3/23/23 (6-1)	12/13/22 (7-3)
Last Chicago Win	12/15/21 (4-5 OT)	12/2/21 (3-4 SO)	12/15/21 (5-4 OT)
Last Tie	11/15/03 (2-2)	12/27/99 (2-2)	11/15/03 (2-2)
Last Overtime Game	12/15/21 (L, 4-5 OT)	12/2/21 (L, 3-4 SO)	12/15/21 (L, 4-5 OT)
Overtime Record	3-4-5	1-1-4	2-2-2
Last 10 Games (W-L-OT)	6-2-2	9-0-1	5-4-1
Longest Unbeaten Streak	6 (1/30/82-1/20/84)	11 (1/10/06-3/23/23)	4 (10/14/84-11/12/86)
Longest Winning Streak	5 (10/14/84-11/5/85)	8 (10/11/08-11/21/18)	3 (two times)
Longest Winless Streak	7 (11/2/77-1/7/79)	3 (two times)	13 (2/8/76-11/3/82)
Longest Losing Streak	5 (10/25/90-1/12/92)	2 (four times)	6 (2/15/89-1/21/93)
Washington Shutouts (Last)	7 (1/13/17)	5 (1/13/17)	2 (2/15/04)
Chicago Shutouts (Last)	3 (3/19/08)	None	3 (3/19/08)
Last Washington Hat Trick	A. Ovechkin (12/13/22)	M. Gartner (10/10/87)	A. Ovechkin (12/13/22)
Last Chicago Hat Trick	J. Toews (1/20/19)	S. Ludzik (12/28/85)	J. Toews (1/20/19)
Most Washington Goals	8 (11/5/85)	8 (11/5/85)	7 (two times)
Most Chicago Goals	10 (2/22/75)	7 (three times)	10 (2/22/75)

## ALL-TIME SERIES HISTORY

Season	GP	W	L	T	OT	P	GF	GA
1974-75	4	1	3	0	--	2	11	22
1975-76	4	2	2	0	--	4	15	17
1976-77	4	1	2	1	--	3	19	18
1977-78	4	0	3	1	--	1	7	16
1978-79	4	1	2	1	--	3	11	12
1979-80	4	2	2	0	--	4	14	13
1980-81	4	1	1	2	--	4	13	15
1981-82	3	1	2	0	--	2	12	15
1982-83	3	2	0	1	--	5	13	9
1983-84	3	1	1	1	--	3	9	9
1984-85	3	3	0	0	--	6	13	5
1985-86	3	2	1	0	--	4	16	13
1986-87	3	1	1	1	--	3	10	11
1987-88	3	2	1	0	--	4	12	10
1988-89	3	2	1	0	--	4	14	13
1989-90	3	1	2	0	--	2	6	4
1990-91	3	0	3	0	--	0	7	10
1991-92	2	0	2	0	--	0	4	11
1992-93	3	1	1	1	--	3	8	9
1993-94	2	2	0	0	--	4	10	4
1994-95	Teams did not meet in 1994-95							
1995-96	2	1	1	0	--	2	4	6
1996-97	2	0	2	0	--	0	5	10
1997-98	2	2	0	0	--	4	5	2
1998-99	2	1	1	0	--	2	5	5
1999-00	2	1	0	1	0	3	7	6
2000-01	2	0	2	0	0	0	3	6
2001-02	1	1	0	0	0	2	3	1
2002-03	1	0	0	1	0	1	2	2
2003-04	2	1	1	0	0	2	7	4
2005-06	1	0	0	--	1	1	3	4
2006-07	Teams did not meet in 2006-07							
2007-08	1	0	1	--	0	0	0	5
2008-09	1	1	0	--	0	2	4	2
2009-10	1	1	0	--	0	2	4	3
2010-11	1	1	0	--	0	2	4	3
2011-12	1	0	1	--	0	0	2	5
2012-13	Teams did not meet in 2012-13							
2013-14	2	1	1	--	0	2	8	6
2014-15	2	2	0	--	0	4	6	4
2015-16	2	1	1	--	0	2	6	4
2016-17	2	2	0	--	0	4	9	2
2017-18	2	1	1	--	0	2	7	9
2018-19	2	1	1	--	0	2	9	10
2019-20	1	1	0	--	0	2	5	3
2020-21	Teams did not meet in 2020-21							
2021-22	2	0	0	--	2	2	7	8
2022-23	2	2	0	--	0	4	13	4
2023-24	2	2	0	--	0	4	8	3
Totals	106	49	43	11	3	112	360	353

## HOME

GP	W	L	T	OT	P	GF	GA
2	1	1	0	--	2	6	9
2	1	1	0	--	2	6	8
2	1	1	0	--	2	11	9
2	0	1	1	--	1	4	8
2	1	1	0	--	2	6	5
2	2	0	0	--	4	12	4
2	1	0	1	--	3	7	5
2	1	1	0	--	2	9	8
1	1	0	0	--	2	4	2
2	1	0	1	--	3	7	5
1	1	0	0	--	2	5	0
2	1	1	0	--	2	12	11
1	1	0	0	--	2	3	2
2	2	0	0	--	4	8	5
1	1	0	0	--	2	6	3
2	1	1	0	--	2	6	3
1	0	1	0	--	0	3	4
1	0	1	0	--	0	2	7
2	1	0	1	--	3	6	3
1	1	0	0	--	2	4	1
1	0	1	0	--	0	1	4
1	0	1	0	--	0	2	5
1	1	0	0	--	2	3	2
1	0	1	0	--	0	2	4
1	0	0	1	0	1	2	2
1	0	1	0	0	0	2	3
1	1	0	0	0	2	3	1
0	0	0	0	0	0	0	0
1	0	1	0	0	0	3	4
1	0	0	--	1	1	3	4
0	0	0	0	0	0	0	0
1	1	0	--	0	2	4	2
0	0	0	0	0	0	0	0
1	1	0	--	0	2	4	3
1	1	0	--	0	2	4	3
1	1	0	--	0	2	6	0
1	1	0	--	0	2	6	2
1	1	0	--	0	2	4	2
0	0	0	0	0	0	0	0
1	0	0	--	1	1	3	3
1	1	0	--	0	2	6	1
1	1	0	--	0	2	4	1
53	31	15	5	2	69	196	148

## AWAY

GP	W	L	T	OT	P	GF	GA
2	0	2	0	--	0	5	13
2	1	1	0	--	2	9	9
2	0	1	1	--	1	8	9
2	0	2	0	--	0	3	8
2	0	1	1	--	1	5	7
2	0	2	0	--	0	2	9
2	0	1	1	--	1	6	10
1	0	1	0	--	0	3	7
2	1	0	1	--	3	9	7
1	0	1	0	--	0	2	4
2	2	0	0	--	4	8	5
1	1	0	0	--	2	4	2
2	0	1	1	--	1	7	9
1	0	1	0	--	0	4	5
2	1	1	0	--	2	8	10
1	0	1	0	--	0	0	1
2	0	2	0	--	0	4	6
1	0	1	0	--	0	2	4
1	0	1	0	--	0	2	6
1	1	0	0	--	2	6	3
1	1	0	0	--	2	3	2
1	0	1	0	--	0	3	5
1	1	0	0	--	2	2	0
1	1	0	0	--	2	3	1
1	1	0	0	0	2	5	4
1	0	1	0	0	0	1	3
0	0	0	0	0	0	0	0
1	0	0	1	0	1	2	2
1	1	0	0	0	2	4	0
0	0	0	0	0	0	0	0
1	0	1	--	0	0	0	5
0	0	0	0	0	0	0	0
1	1	0	--	0	2	4	3
0	0	0	0	0	0	0	0
1	1	0	--	0	2	3	2
1	0	1	--	0	0	1	7
1	0	1	--	0	0	5	8
1	1	0	--	0	2	5	3
1	0	0	--	1	1	4	5
1	1	0	--	0	2	7	3
1	1	0	--	0	2	4	2
53	18	28	6	1	43	164	205

United Center, 1901 W. Madison, Chicago, IL 60612, 312.455.7000, Fax: 312.455.7041, @NHLBlackhawks

## 2023-24 WASHINGTON CAPITALS vs. CHICAGO BLACKHAWKS

**CAPITALS WON SEASON SERIES,  
2-0-0 • CHICAGO 0-2-0**

**2023-24 Meetings**  
Dec. 10 at Chicago, W, 4-2  
March 9 at Washington, W, 4-1

Washington	Blackhawks	Capitals	Attend	Goaltenders	W. Goal
MARCH 9, 2024	1	4	18,573	CHARLIE LINDGREN / PETR MRAZEK	MICHAEL SGARBOSSA
Chicago	Blackhawks	Capitals	Attend	Goaltenders	W. Goal
DEC. 10, 2023	2	4	18,258	DARCY KUEMPER / ARVID SODERBLOM	NIC DOWD

CAPITALS	GP	G	A	P	+/-	PIM	PP	SH	GW	EN	S	%
Nic Dowd	1	2	0	2	2	0	0	0	1	0	4	50.0
Dylan Strome	2	1	1	2	1	0	0	0	0	0	4	25.0
Alex Ovechkin	2	0	2	2	0	0	0	0	0	0	5	0.0
John Carlson	2	0	2	2	4	2	0	0	0	0	0	--
Beck Malenstyn	2	0	2	2	3	4	0	0	0	0	0	--
Aliaksei Protas	2	0	2	2	0	0	0	0	0	0	1	0.0
Michael Sgarbossa	1	1	0	1	1	0	0	0	1	0	1	100.0
Tom Wilson	2	1	0	1	0	18	1	0	0	0	8	12.5
Anthony Mantha	1	1	0	1	1	0	0	0	0	0	2	50.0
Sonny Milano	2	1	0	1	1	0	0	0	0	0	2	50.0
Hendrix Lapierre	1	1	0	1	0	0	0	0	0	0	3	33.3
Nick Jensen	2	0	1	1	0	0	0	0	0	0	2	0.0
Joel Edmundson	1	0	1	1	3	0	0	0	0	0	0	--
Trevor van Riemsdyk	2	0	1	1	2	2	0	0	0	0	4	0.0
Nicolas Aube-Kubel	2	0	1	1	3	0	0	0	0	0	2	0.0
Connor McMichael	2	0	1	1	1	0	0	0	0	0	4	0.0
T.J. Oshie	1	0	0	0	1	10	0	0	0	0	2	0.0
Max Pacioretty	1	0	0	0	0	2	0	0	0	0	2	0.0
Evgeny Kuznetsov	1	0	0	0	-1	0	0	0	0	0	2	0.0
Ethan Bear	1	0	0	0	0	0	0	0	0	0	0	--
Martin Fehervary	1	0	0	0	1	2	0	0	0	0	0	--
Alexander Alexeyev	1	0	0	0	0	0	0	0	0	0	1	0.0
Rasmus Sandin	2	0	0	0	-2	0	0	0	0	0	1	0.0
Ivan Miroshnichenko	1	0	0	0	0	0	0	0	0	0	3	0.0

BLACKHAWKS	GP	G	A	P	+/-	PIM	PP	SH	GW	EN	S	%
Philipp Kurashev	2	1	1	2	0	0	0	0	0	0	6	16.7
Connor Bedard	2	0	2	2	0	0	0	0	0	0	11	0.0
Tyler Johnson	2	1	0	1	-1	0	0	0	0	0	2	50.0
Connor Murphy	1	1	0	1	-1	0	0	0	0	0	4	25.0
Jarred Tinordi	1	0	1	1	-1	2	0	0	0	0	0	--
Zachary Sanford	1	0	1	1	1	0	0	0	0	0	1	0.0
Seth Jones	2	0	1	1	-1	0	0	0	0	0	10	0.0
Nick Foligno	2	0	0	0	-1	4	0	0	0	0	6	0.0
Colin Blackwell	1	0	0	0	-1	0	0	0	0	0	1	0.0
Jaycob Megna	1	0	0	0	-1	0	0	0	0	0	0	--
Jason Dickinson	2	0	0	0	-1	2	0	0	0	0	4	0.0
Ryan Donato	1	0	0	0	-1	0	0	0	0	0	1	0.0
Anthony Beauvillier	1	0	0	0	-2	0	0	0	0	0	2	0.0
Joey Anderson	2	0	0	0	-1	4	0	0	0	0	1	0.0
Taylor Raddysh	2	0	0	0	1	0	0	0	0	0	3	0.0
Nikita Zaitsev	2	0	0	0	-2	0	0	0	0	0	2	0.0
MacKenzie Entwistle	2	0	0	0	-1	0	0	0	0	0	3	0.0
Cole Guttman	1	0	0	0	-2	0	0	0	0	0	1	0.0
Reese Johnson	2	0	0	0	-2	0	0	0	0	0	2	0.0
Alex Vlasic	2	0	0	0	-4	0	0	0	0	0	2	0.0
Louis Crevier	1	0	0	0	1	0	0	0	0	0	1	0.0
Lukas Reichel	1	0	0	0	-2	0	0	0	0	0	1	0.0
Isaak Phillips	1	0	0	0	1	0	0	0	0	0	1	0.0
Kevin Korhinski	1	0	0	0	0	0	0	0	0	0	1	0.0

GOALTENDER	GP	MIN	GA	GAA	SO	W	L	OT	SA	SV%
Darcy Kuemper	1	60	2	2.00	0	1	0	0	34	.941
Charlie Lindgren	1	60	1	1.00	0	1	0	0	32	.969

GOALTENDER	GP	MIN	GA	GAA	SO	W	L	OT	SA	SV%
Petr Mrazek	1	60	4	4.00	0	0	1	0	26	.846
Arvid Soderblom	1	59	4	4.10	0	0	1	0	27	.852

POWER PLAY/PENALTY	
<b>POWER PLAY:</b> 1 - 7 (14.3%)	<b>PENALTY KILLING:</b> 10 - 10 (100%)

POWER PLAY/PENALTY	
<b>POWER PLAY:</b> 0 - 10 (0%)	<b>PENALTY KILLING:</b> 6 - 7 (85.7%)

# Colorado Avalanche



## CLUB INFORMATION

Founded ..... 1972-73 (WHA), 1979-80 (NHL), 1995-96 (Colorado)  
 Home Arena ..... Ball Arena (17,809)  
 Stanley Cups ..... 3 (most recent, 2022)  
 President & Governor ..... Josh Kroenke  
 President of Hockey Operations ..... Joe Sakic  
 General Manager ..... Chris MacFarland  
 Head Coach ..... Jared Bednar  
 Assistant Coaches ..... Ray Bennett, Nolan Pratt  
 Vice President, Media & Player Relations ..... Brendan McNicholas  
 2023-24 Record ..... 50-25-7 (107 points)  
 2023-24 Finish ..... 3rd, Central Division  
 2023-24 Playoffs ..... W. Conference First Round (def. by DAL, 4-2)

## SERIES INFORMATION

	Overall	at Washington	at Colorado
All-Time Series (W-L-T-OT)	WSH leads, 47-36-9-1	WSH leads, 25-16-4-1	WSH leads, 22-20-5-0
Current Streak	4 COL wins (11/19/22-2/13/24)	2 COL win (11/19/22-2/13/24)	2 COL wins (1/24/23-1/24/24)
Last Washington Win	4/18/22 (3-2)	10/19/21 (6-3)	4/18/22 (3-2)
Last Colorado Win	2/13/24 (3-6)	2/13/24 (3-6)	1/24/24 (2-6)
Last Tie	12/16/03 (2-2)	11/18/97 (6-6)	12/16/03 (2-2)
Last Overtime Game	2/7/19 (W, 4-3)	2/7/19 (W, 4-3)	11/16/18 (W, 3-2)
Overtime Record	0-2-5	0-2-2	0-0-3
Last 10 Games (W-L-OT)	5-5-0	6-4-0	6-4-0
Longest Unbeaten Streak	9 (12/22/87-11/6/90)	9 (3/4/88-11/9/93)	5 (12/22/87-11/6/90)
Longest Winning Streak	6 (11/20/14-3/29/17)	6 (3/4/88-12/17/91)	3 (four times)
Longest Winless Streak	9 (1/20/80-2/7/82)	7 (1/26/80-10/16/83)	6 (1/24/95-3/26/99)
Longest Losing Streak	6 (11/18/80-1/5/82)	3 (two times)	6 (1/24/95-3/26/99)
Washington Shutouts (Last)	5 (10/18/16)	2 (10/18/16)	3 (3/19/02)
Colorado Shutouts (Last)	3 (11/19/22)	1 (11/19/22)	2 (10/28/96)
Last Washington Hat Trick	P. Bondra (3/6/97)	P. Bondra (3/6/97)	None
Last Colorado Hat Trick	N. MacKinnon (1/24/24)	C. Lemieux (11/18/97)	N. MacKinnon (1/24/24)
Most Washington Goals	12 (2/6/90)	12 (2/6/90)	10 (11/10/91)
Most Colorado Goals	11 (2/22/81)	11 (2/22/81)	7 (3/4/81)

## ALL-TIME SERIES HISTORY

Season	GP	W	L	T	OT	P	GF	GA
1979-80	4	1	1	2	--	4	12	8
1980-81	4	0	4	0	--	0	17	30
1981-82	3	0	2	1	--	1	8	14
1982-83	3	1	1	1	--	3	15	13
1983-84	3	1	2	0	--	2	10	13
1984-85	3	2	1	0	--	4	16	8
1985-86	3	3	0	0	--	6	14	8
1986-87	3	0	2	1	--	1	8	12
1987-88	3	2	1	0	--	4	9	7
1988-89	3	2	0	1	--	5	12	6
1989-90	3	3	0	0	--	6	19	5
1990-91	3	2	1	0	--	4	12	8
1991-92	3	3	0	0	--	6	17	7
1992-93	3	2	0	1	--	5	14	8
1993-94	4	2	2	0	--	4	12	10
1994-95	4	2	2	0	--	4	13	15
1995-96	2	1	1	0	--	2	5	5
1996-97	2	1	1	0	--	2	6	4
1997-98	2	0	1	1	--	1	9	10
1998-99	2	0	2	0	--	0	3	6
1999-00	1	1	0	0	0	2	2	1
2000-01	2	1	0	0	1	3	6	5
2001-02	1	1	0	0	0	2	3	0
2002-03	2	1	0	1	0	3	4	3
2003-04	1	0	1	0	0	0	1	4
2005-06	Teams did not meet in 2005-06							
2006-07	1	1	0	--	0	2	5	3
2007-08	1	1	0	--	0	2	2	1
2008-09	1	0	1	--	0	0	1	4
2009-10	1	1	0	--	0	2	6	1
2010-11	1	0	1	--	0	0	2	3
2011-12	1	0	1	--	0	0	1	2
2012-13	Teams did not meet in 2012-13							
2013-14	2	0	2	--	0	0	2	9
2014-15	2	2	0	--	0	4	5	3
2015-16	2	2	0	--	0	4	11	5
2016-17	2	2	0	--	0	4	8	3
2017-18	2	1	1	--	0	2	7	8
2018-19	2	2	0	--	0	4	7	5
2019-20	2	1	1	--	0	2	6	8
2020-21	Teams did not meet in 2020-21							
2021-22	2	2	0	--	0	4	9	5
2022-23	2	0	2	--	0	0	2	7
2023-24	2	0	2	--	0	0	5	12
Totals	93	47	36	9	1	104	326	289

## HOME

GP	W	L	T	OT	P	GF	GA
2	1	0	1	--	3	8	3
2	0	2	0	--	0	11	17
2	0	1	1	--	1	8	11
1	0	1	0	--	0	4	5
2	1	1	0	--	2	7	7
1	0	1	0	--	0	3	5
2	2	0	0	--	4	7	3
1	0	1	0	--	0	1	4
2	1	1	0	--	2	7	6
1	1	0	0	--	2	4	1
2	2	0	0	--	4	16	5
1	1	0	0	--	2	5	3
1	1	0	0	--	2	3	1
2	1	0	1	--	3	8	4
2	1	1	0	--	2	5	5
2	2	0	0	--	4	10	6
1	1	0	0	--	2	3	1
1	1	0	0	--	2	6	3
1	0	0	1	--	1	6	6
1	0	1	0	--	0	2	3
1	1	0	0	0	2	2	1
1	0	0	0	1	1	3	4
0	0	0	0	0	0	0	0
1	1	0	0	0	2	2	1
0	0	0	0	0	0	0	0
0	0	0	0	0	0	0	0
1	1	0	--	0	2	2	1
1	1	0	--	0	2	7	3
1	1	0	--	0	2	3	0
1	1	0	--	0	2	5	2
1	1	0	--	0	2	4	3
1	0	1	--	0	0	3	6
1	1	0	--	0	2	6	3
1	0	1	--	0	0	0	4
1	0	1	--	0	0	3	6
46	25	16	4	1	55	170	146

## AWAY

GP	W	L	T	OT	P	GF	GA
2	0	1	1	--	1	4	5
2	0	2	0	--	0	6	13
1	0	1	0	--	0	0	3
2	1	0	1	--	3	11	8
1	0	1	0	--	0	3	6
2	2	0	0	--	4	13	3
1	1	0	0	--	2	7	5
2	0	1	1	--	1	7	8
1	1	0	0	--	2	2	1
2	1	0	1	--	3	8	5
1	1	0	0	--	2	3	0
2	1	1	0	--	2	7	5
2	2	0	0	--	4	14	6
1	1	0	0	--	2	6	4
2	1	1	0	--	2	7	5
2	0	2	0	--	0	3	9
1	0	1	0	--	0	2	4
1	0	1	0	--	0	0	1
1	0	1	0	--	0	3	4
1	0	1	0	--	0	1	3
0	0	0	0	0	0	0	0
1	1	0	0	0	2	3	1
1	1	0	0	0	2	3	0
1	0	0	1	0	1	2	2
1	0	1	0	0	0	1	4
1	1	0	--	0	2	5	3
0	0	0	0	0	0	0	0
0	0	0	0	0	0	0	0
1	1	0	--	0	2	6	1
0	0	0	0	0	0	0	0
1	0	1	--	0	0	1	2
1	0	1	--	0	0	1	4
1	1	0	--	0	2	3	2
1	1	0	--	0	2	4	2
1	1	0	--	0	2	5	3
1	0	1	--	0	0	2	6
1	1	0	--	0	2	3	2
1	1	0	--	0	2	3	2
1	1	0	--	0	2	3	2
1	0	1	--	0	0	2	3
1	0	1	--	0	0	2	6
47	22	20	5	0	49	156	143

## 2023-24 WASHINGTON CAPITALS vs. COLORADO AVALANCHE

**CAPITALS LOST SEASON SERIES,  
0-2-0 • COLORADO 2-0-0**

**2023-24 Meetings**  
Jan. 24 at Colorado, L, 2-6  
Feb. 13 at Washington, L, 3-6

Washington	Avalanche	Capitals	Attend	Goaltenders	W. Goal
FEB. 13, 2024	6	3	17,878	ALEXANDAR GEORGIEV / CHARLIE LINDGREN	MIKKO RANTANEN
Colorado	Avalanche	Capitals	Attend	Goaltenders	W. Goal
JAN. 24, 2024	6	2	18,136	ALEXANDAR GEORGIEV / CHARLIE LINDGREN	NATHAN MACKINNON

CAPITALS	GP	G	A	P	+/-	PIM	PP	SH	GW	EN	S	%
Dylan Strome	2	2	0	2	-1	0	0	0	0	0	5	40.0
Alex Ovechkin	2	1	1	2	-4	0	1	0	0	0	3	33.3
Anthony Mantha	2	0	2	2	-3	0	0	0	0	0	1	0.0
Beck Malenstyn	2	1	0	1	1	0	0	0	0	0	4	25.0
Connor McMichael	2	1	0	1	-2	0	0	0	0	0	4	25.0
Max Pacioretty	2	0	1	1	-3	0	0	0	0	0	3	0.0
John Carlson	2	0	1	1	-3	10	0	0	0	0	4	0.0
Nic Dowd	2	0	1	1	0	2	0	0	0	0	4	0.0
Tom Wilson	2	0	1	1	0	0	0	0	0	0	3	0.0
Ethan Bear	2	0	1	1	-1	2	0	0	0	0	1	0.0
Martin Fehervary	2	0	1	1	-1	0	0	0	0	0	6	0.0
T.J. Oshie	2	0	0	0	-2	4	0	0	0	0	3	0.0
Nick Jensen	2	0	0	0	-1	0	0	0	0	0	3	0.0
Evgeny Kuznetsov	1	0	0	0	-1	0	0	0	0	0	2	0.0
Michael Sgarbossa	1	0	0	0	-1	0	0	0	0	0	0	--
Joel Edmundson	2	0	0	0	-2	2	0	0	0	0	0	--
Nicolas Aube-Kubel	2	0	0	0	-1	2	0	0	0	0	2	0.0
Rasmus Sandin	2	0	0	0	0	0	0	0	0	0	2	0.0
Aliaksei Protas	2	0	0	0	-2	0	0	0	0	0	2	0.0

AVALANCHE	GP	G	A	P	+/-	PIM	PP	SH	GW	EN	S	%
Nathan MacKinnon	2	4	3	7	3	2	2	0	1	0	13	30.8
Mikko Rantanen	2	2	5	7	3	2	1	0	1	0	7	28.6
Artturi Lehkonen	2	2	2	4	3	0	0	0	0	1	7	28.6
Ross Colton	2	1	2	3	3	2	0	0	0	0	5	20.0
Cale Makar	2	1	2	3	4	0	0	1	0	0	4	25.0
Miles Wood	2	1	1	2	2	2	0	0	0	1	4	25.0
Andrew Cogliano	2	0	2	2	2	0	0	0	0	0	3	0.0
Bowen Byram	2	0	2	2	1	0	0	0	0	0	3	0.0
Devon Toews	2	1	0	1	4	0	0	0	0	0	5	20.0
Ryan Johansen	2	0	1	1	1	2	0	0	0	0	0	--
Jonathan Drouin	2	0	1	1	1	2	0	0	0	0	2	0.0
Zach Parise	1	0	0	0	0	0	0	0	0	0	4	0.0
Jack Johnson	1	0	0	0	1	0	0	0	0	0	0	--
Josh Manson	2	0	0	0	0	2	0	0	0	0	1	0.0
Kurtis MacDermid	2	0	0	0	1	2	0	0	0	0	2	0.0
Fredrik Olofsson	2	0	0	0	-2	0	0	0	0	0	1	0.0
Samuel Girard	2	0	0	0	0	0	0	0	0	0	2	0.0
Logan O'Connor	1	0	0	0	-1	0	0	0	0	0	1	0.0
Joel Kiviranta	2	0	0	0	-1	0	0	0	0	0	2	0.0
Sam Malinski	1	0	0	0	-1	0	0	0	0	0	2	0.0

GOALTENDER	GP	MIN	GA	GAA	SO	W	L	OT	SA	SV%
Charlie Lindgren	2	118	10	5.09	0	0	2	0	66	.848

GOALTENDER	GP	MIN	GA	GAA	SO	W	L	OT	SA	SV%
Alexandar Georgiev	2	120	5	2.50	0	2	0	0	52	.904

POWER PLAY/PENALTY	
<b>POWER PLAY:</b> 1 - 8 (12.5%)	<b>PENALTY KILLING:</b> 4 - 7 (57.1%)

POWER PLAY/PENALTY	
<b>POWER PLAY:</b> 3 - 7 (42.9%)	<b>PENALTY KILLING:</b> 7 - 8 (87.5%)



# Columbus Blue Jackets



## CLUB INFORMATION

Founded ..... 2000-01  
 Home Arena ..... Nationwide Arena (18,144)  
 Stanley Cups ..... None  
 President/Alt. Governor ..... Mike Priest  
 President/General Manager/Alt. Governor ..... Don Waddell  
 Head Coach ..... Dean Evason  
 Assistant Coaches ..... Jared Boll, Scott Ford, Mike Haviland, Steve McCarthy  
 Vice President of Communications & Team Services . . . Todd Sharrock  
 2023-24 Record ..... 27-43-12 (66 points)  
 2023-24 Finish ..... 8th, Metropolitan Division  
 2023-24 Playoffs ..... DNO

## SERIES INFORMATION

	Overall	at Washington	at Columbus
All-Time Series (W-L-T-OT)	WSH leads, 34-13-1-6	WSH leads, 17-5-1-4	WSH leads, 17-8-0-2
Current Streak	3 WSH wins (11/4/23-12/21/23)	2 WSH wins (11/4/23-11/18/23)	5 WSH wins (1/12/21-12/21/23)
Last Washington Win	12/21/23 (3-2 OT)	11/18/23 (4-3)	12/21/23 (3-2 OT)
Last Columbus Win	3/21/23 (6-7 OT)	3/21/23 (6-7 OT)	12/16/19 (0-3)
Last Tie	1/3/03 (2-2)	1/3/03 (2-2)	None
Last Overtime Game	12/21/23 (W, 3-2 OT)	3/21/23 (L, 6-7 OT)	12/21/23 (W, 3-2 OT)
Overtime Record	8-6-1	4-5-1	4-1-0
Last 10 Games (W-L-OT)	8-1-1	5-3-2	7-3-0
Longest Unbeaten Streak	7 (1/09/02-2/5/08)	8 (11/1/09-3/28/16)	6 (3/3/15-2/6/18)
Longest Winning Streak	6 (1/5/17-2/9/18)	4 (two times)	5 (11/12/21-12/21/23)
Longest Winless Streak	4 (1/12/19-12/16/19)	3 (11/9/18-12/9/19)	2 (two times)
Longest Losing Streak	3 (2/12/19-12/16/19)	1 (four times)	2 (two times)
Washington Shutouts (Last)	3 (1/8/23)	2 (1/8/23)	1 (12/8/18)
Columbus Shutouts (Last)	4 (12/16/19)	1 (1/9/09)	3 (12/16/19)
Last Washington Hat Trick	P. Bondra (11/29/03)	None	P. Bondra (11/29/03)
Last Columbus Hat Trick	None	None	None
Most Washington Goals	7 (3/17/22)	6 (two times)	7 (3/17/22)
Most Columbus Goals	7 (3/21/23)	7 (3/21/23)	5 (three times)

## ALL-TIME SERIES HISTORY

Season	GP	W	L	T	OT	P	GF	GA
2000-01	1	0	1	0	0	0	1	3
2001-02	2	2	0	0	0	4	11	5
2002-03	2	1	0	1	0	3	6	5
2003-04	1	1	0	0	0	2	5	3
2005-06	1	1	0	--	0	2	3	2
2006-07	Teams did not meet in 2006-07							
2007-08	1	1	0	--	0	2	4	3
2008-09	2	0	2	--	0	0	0	6
2009-10	2	1	0	--	1	3	7	7
2010-11	1	1	0	--	0	2	4	3
2011-12	1	1	0	--	0	2	4	2
2012-13	Teams did not meet in 2012-13							
2013-14	4	2	2	--	0	4	11	14
2014-15	5	3	1	--	1	7	19	16
2015-16	4	3	0	--	1	7	16	9
2016-17	5	3	1	--	1	7	12	8
2017-18	4	3	1	--	0	6	12	12
2018-19	4	1	2	--	1	3	6	7
2019-20	3	1	2	--	0	2	4	9
2020-21	Teams did not meet in 2020-21							
2021-22	4	3	1	--	0	6	18	11
2022-23	4	3	0	--	1	7	17	12
2023-24	3	3	0	--	0	6	9	6
Totals	54	34	13	1	6	75	169	143

## HOME

GP	W	L	T	OT	P	GF	GA
0	0	0	0	0	0	0	0
1	1	0	0	0	2	6	3
1	0	0	1	0	1	2	2
0	0	0	0	0	0	0	0
1	1	0	--	0	2	3	2
0	0	0	0	0	0	0	0
1	0	1	--	0	0	0	3
1	0	0	--	1	1	4	5
1	1	0	--	0	2	4	3
0	0	0	0	0	0	0	0
2	2	0	--	0	4	8	4
2	1	0	--	1	3	6	5
2	2	0	--	0	4	6	2
3	2	1	--	0	4	8	4
2	2	0	--	0	4	8	5
2	0	1	--	1	1	2	4
2	1	1	--	0	2	4	6
2	1	1	--	0	2	7	6
2	1	0	--	1	3	7	7
2	2	0	--	0	4	6	4
27	17	5	1	4	39	81	65

## AWAY

GP	W	L	T	OT	P	GF	GA
1	0	1	0	0	0	1	3
1	1	0	0	0	2	5	2
1	1	0	0	0	2	4	3
1	1	0	0	0	2	5	3
0	0	0	0	0	0	0	0
1	1	0	--	0	2	4	3
1	0	1	--	0	0	0	3
1	1	0	--	0	2	3	2
0	0	0	0	0	0	0	0
1	1	0	--	0	2	4	2
2	0	2	--	0	0	3	10
3	2	1	--	0	4	13	11
2	1	0	--	1	3	10	7
2	1	0	--	1	3	4	4
2	1	1	--	0	2	4	7
2	1	1	--	0	2	4	3
1	0	1	--	0	0	0	3
2	2	0	--	0	4	11	5
2	2	0	--	0	4	10	5
1	1	0	--	0	2	3	2
27	17	8	0	2	36	88	78

## 2023-24 WASHINGTON CAPITALS vs. COLUMBUS BLUE JACKETS

**CAPITALS WON SEASON SERIES,  
3-0-0 • COLUMBUS 0-2-1**

**2023-24 Meetings**  
Nov. 4 at Washington, W, 2-1  
Nov. 18 at Washington, W, 4-3  
Dec. 21 at Columbus, W, 3-2 (OT)

Washington	Blue Jackets	Capitals	Attend	Goaltenders	W. Goal
NOV. 4, 2023	1	2	18,573	CHARLIE LINDGREN / ELVIS MERZLIKINS	SONNY MILANO
NOV. 18, 2023	3	4	18,573	CHARLIE LINDGREN / ELVIS MERZLIKINS	HENDRIX LAPIERRE

Columbus	Blue Jackets	Capitals	Attend	Goaltenders	W. Goal
DEC. 21, 2023	2	3	18,172	CHARLIE LINDGREN / ELVIS MERZLIKINS	ALEX OVECHKIN

CAPITALS	GP	G	A	P	+/-	PIM	PP	SH	GW	EN	S	%
Aliaksei Protas	3	1	3	4	3	0	0	0	0	0	2	50.0
Alex Ovechkin	3	2	1	3	-1	0	1	0	1	0	12	16.7
Sonny Milano	2	2	1	3	3	0	0	0	1	0	3	66.7
Hendrix Lapierre	3	1	2	3	3	0	0	0	1	0	5	20.0
John Carlson	3	0	3	3	1	2	0	0	0	0	10	0.0
Anthony Mantha	3	2	0	2	0	0	1	0	0	0	9	22.2
Dylan Strome	3	0	2	2	-1	0	0	0	0	0	6	0.0
Tom Wilson	3	1	0	1	-1	2	0	0	0	0	8	12.5
Nick Jensen	3	0	1	1	-1	0	0	0	0	0	1	0.0
Trevor van Riemsdyk	3	0	1	1	0	2	0	0	0	0	1	0.0
Rasmus Sandin	3	0	1	1	2	0	0	0	0	0	3	0.0
T.J. Oshie	2	0	0	0	1	4	0	0	0	0	1	0.0
Nic Dowd	2	0	0	0	-1	2	0	0	0	0	0	--
Evgeny Kuznetsov	2	0	0	0	0	2	0	0	0	0	1	0.0
Joel Edmundson	2	0	0	0	0	0	0	0	0	0	2	0.0
Nicolas Aube-Kubel	2	0	0	0	-1	0	0	0	0	0	4	0.0
Lucas Johansen	1	0	0	0	0	0	0	0	0	0	0	--
Beck Malenstyn	3	0	0	0	-1	2	0	0	0	0	6	0.0
Matthew Phillips	2	0	0	0	-1	0	0	0	0	0	3	0.0
Martin Fehervary	2	0	0	0	1	2	0	0	0	0	3	0.0
Alexander Alexeyev	1	0	0	0	-1	0	0	0	0	0	1	0.0
Connor McMichael	2	0	0	0	0	0	0	0	0	0	3	0.0
Ivan Miroshnichenko	1	0	0	0	-1	0	0	0	0	0	1	0.0

BLUE JACKETS	GP	G	A	P	+/-	PIM	PP	SH	GW	EN	S	%
Johnny Gaudreau	3	1	1	2	1	0	0	0	0	0	5	20.0
Dmitri Voronkov	3	1	1	2	1	0	0	0	0	0	5	20.0
Cole Sillinger	3	1	1	2	1	0	0	0	0	0	8	12.5
Ivan Provorov	3	1	0	1	1	0	0	0	0	0	5	20.0
Justin Danforth	3	1	0	1	0	0	0	0	0	0	7	14.3
Yegor Chinakhov	3	1	0	1	1	0	0	0	0	0	10	10.0
Erik Gudbranson	3	0	1	1	0	0	0	0	0	0	1	0.0
Sean Kuraly	3	0	1	1	-1	2	0	0	0	0	5	0.0
Boone Jenner	2	0	1	1	0	0	0	0	0	0	8	0.0
Damon Severson	2	0	1	1	0	2	0	0	0	0	3	0.0
Zach Werenski	3	0	1	1	-2	0	0	0	0	0	10	0.0
Emil Bemstrom	2	0	1	1	0	0	0	0	0	0	1	0.0
Kirill Marchenko	3	0	1	1	1	0	0	0	0	0	9	0.0
David Jiricek	3	0	1	1	0	2	0	0	0	0	6	0.0
Brendan Gaunce	1	0	0	0	-1	0	0	0	0	0	1	0.0
John (Jack) Roslovic	1	0	0	0	-1	2	0	0	0	0	0	--
Patrik Laine	1	0	0	0	-1	2	0	0	0	0	2	0.0
Andrew Peeke	1	0	0	0	0	0	0	0	0	0	0	--
Jake Bean	3	0	0	0	-1	6	0	0	0	0	5	0.0
Mathieu Olivier	1	0	0	0	0	0	0	0	0	0	1	0.0
Alexandre Texier	3	0	0	0	-1	2	0	0	0	0	3	0.0
Kent Johnson	1	0	0	0	0	0	0	0	0	0	2	0.0
Adam Fantilli	3	0	0	0	-1	0	0	0	0	0	10	0.0

GOALTENDER	GP	MIN	GA	GAA	SO	W	L	OT	SA	SV%
Charlie Lindgren	3	184	6	1.96	0	3	0	0	107	.944

GOALTENDER	GP	MIN	GA	GAA	SO	W	L	OT	SA	SV%
Elvis Merzlikins	3	181	9	2.98	0	0	2	1	85	.894

POWER PLAY/PENALTY
<b>POWER PLAY:</b> 2 - 8 (25%)
<b>PENALTY KILLING:</b> 8 - 8 (100%)

POWER PLAY/PENALTY
<b>POWER PLAY:</b> 0 - 8 (0%)
<b>PENALTY KILLING:</b> 6 - 8 (75%)

# Dallas Stars



## CLUB INFORMATION

Founded ..... 1967-68 (Minnesota), 1993-94 (Dallas)  
 Home Arena ..... American Airlines Center (18,532)  
 Stanley Cups ..... 1 (1999)  
 General Manager/Alt. Governor ..... Jim Nill  
 Head Coach ..... Peter DeBoer  
 Assistant Coaches ..... Alain Nasreddine, Steve Spott, Misha Donskov  
 Chief Communications Officer ..... Dan Stuchal  
 2023-24 Record ..... 52-21-9 (113 points)  
 2023-24 Finish ..... 1st, Central Division  
 2023-24 Playoffs ..... W. Conference Third Round (def. by EDM, 4-2)

## SERIES INFORMATION

	Overall	at Washington	at Dallas
All-Time Series (W-L-T-OT)	WSH trails, 34-51-16-6	WSH trails, 17-24-8-4	WSH trails, 17-27-8-2
Current Streak	5 DAL wins (3/20/22-1/27/24)	5 DAL wins (11/3/18-12/7/23)	2 DAL wins (10/27/22-1/27/24)
Last Washington Win	1/28/22 (5-0)	3/20/18 (4-3)	1/28/22 (5-0)
Last Dallas Win	1/27/24 (4-5 OT)	12/7/23 (4-5 SO)	1/27/24 (4-5 OT)
Last Tie	11/17/99 (2-2)	11/17/99 (2-2)	1/30/89 (4-4)
Last Overtime Game	1/27/24 (L, 4-5 OT)	12/7/23 (L, 4-5 SO)	1/27/24 (L, 4-5 OT)
Overtime Record	6-4-9	1-2-5	5-2-4
Last 10 Games (W-L-OT)	2-3-5	1-6-3	4-4-2
Longest Unbeaten Streak	10 (1/21/86-1/30/89)	9 (2/3/83-11/15/88)	7 (1/25/86-3/18/90)
Longest Winning Streak	4 (2/3/83-3/21/84)	6 (1/14/85-11/15/88)	3 (2/13/84-12/12/84)
Longest Winless Streak	13 (11/3/79-12/16/82)	6 (two times)	8 (two times)
Longest Losing Streak	9 (3/8/10-2/13/16)	6 (3/8/10-3/6/17)	5 (two times)
Washington Shutouts (Last)	3 (1/28/22)	None	3 (1/28/22)
Dallas Shutouts (Last)	7 (10/27/22)	2 (4/1/14)	5 (10/27/22)
Last Washington Hat Trick	None	None	None
Last Dallas Hat Trick	R. Eriksson (11/27/76)	None	R. Eriksson (11/27/76)
Most Washington Goals	8 (10/24/86)	8 (10/24/86)	6 (three times)
Most Dallas Goals	7 (four times)	6 (four times)	7 (four times)

## ALL-TIME SERIES HISTORY

Season	GP	W	L	T	OT	P	GF	GA
1974-75	4	0	3	1	--	1	9	21
1975-76	4	0	2	2	--	2	11	17
1976-77	4	1	1	2	--	4	12	14
1977-78	4	1	2	1	--	3	8	14
1978-79	4	2	2	0	--	4	10	18
1979-80	4	0	3	1	--	1	10	18
1980-81	4	0	3	1	--	1	6	11
1981-82	3	0	2	1	--	1	8	17
1982-83	3	1	1	1	--	3	8	8
1983-84	3	3	0	0	--	6	15	2
1984-85	3	2	0	1	--	5	12	8
1985-86	3	2	1	0	--	4	16	13
1986-87	3	2	0	1	--	5	14	6
1987-88	3	2	0	1	--	5	10	4
1988-89	3	1	1	1	--	3	11	10
1989-90	3	3	0	0	--	6	13	9
1990-91	3	1	1	1	--	3	7	8
1991-92	3	1	2	0	--	2	8	10
1992-93	2	1	1	0	--	2	7	7
1993-94	2	0	2	0	--	0	5	12
1994-95	Teams did not meet in 1994-95							
1995-96	2	2	0	0	--	4	6	4
1996-97	2	0	2	0	--	0	5	10
1997-98	2	0	2	0	--	0	4	6
1998-99	2	1	1	0	--	2	2	5
1999-00	2	0	1	1	0	1	3	4
2000-01	1	0	1	0	0	0	0	3
2001-02	2	1	1	0	0	2	5	7
2002-03	2	0	2	0	0	0	3	11
2003-04	1	0	1	0	0	0	2	4
2005-06	1	0	1	--	0	0	1	4
2006-07	1	1	0	--	0	2	4	3
2007-08	Teams did not meet in 2007-08							
2008-09	1	1	0	--	0	2	6	5
2009-10	1	0	0	--	1	1	3	3
2010-11	1	0	1	--	0	0	1	2
2011-12	1	0	1	--	0	0	2	5
2012-13	Teams did not meet in 2012-13							
2013-14	2	0	2	--	0	0	1	7
2014-15	2	0	2	--	0	0	6	9
2015-16	2	0	2	--	0	0	5	7
2016-17	2	1	1	--	0	2	6	7
2017-18	2	2	0	--	0	4	8	6
2018-19	2	0	0	--	2	2	4	6
2019-20	2	1	0	--	1	3	7	5
2020-21	Teams did not meet in 2020-21							
2021-22	2	1	1	--	0	2	7	3
2022-23	2	0	2	--	0	0	1	4
2023-24	2	0	0	--	2	2	8	9
<b>Totals</b>	<b>107</b>	<b>34</b>	<b>51</b>	<b>16</b>	<b>6</b>	<b>90</b>	<b>300</b>	<b>366</b>

## HOME

GP	W	L	T	OT	P	GF	GA
2	0	1	1	--	1	5	9
2	0	0	2	--	2	5	5
2	1	0	1	--	3	7	4
2	1	1	0	--	2	2	5
2	1	1	0	--	2	6	10
2	0	2	0	--	0	7	9
2	0	1	1	--	1	4	5
1	0	1	0	--	0	1	6
2	1	1	0	--	2	4	4
1	1	0	0	--	2	5	1
2	1	0	1	--	3	9	6
1	1	0	0	--	2	7	5
2	2	0	0	--	4	12	4
1	1	0	0	--	2	4	1
2	1	1	0	--	2	7	6
1	1	0	0	--	2	5	3
2	1	0	1	--	3	5	3
2	0	2	0	--	0	4	8
1	0	1	0	--	0	4	5
1	0	1	0	--	0	3	6
1	1	0	0	--	2	2	1
1	0	1	0	--	0	2	5
1	0	1	0	--	0	3	4
1	1	0	0	--	2	2	1
1	0	0	1	0	1	2	2
0	0	0	0	0	0	0	0
1	0	1	0	0	0	2	5
1	0	1	0	0	0	1	6
0	0	0	0	0	0	0	0
0	0	0	0	0	0	0	0
1	1	0	--	0	2	4	3
0	0	0	0	0	0	0	0
1	0	0	--	1	1	3	3
0	0	0	0	0	0	0	0
1	0	1	--	0	0	2	5
1	0	1	--	0	0	0	5
1	0	1	--	0	0	2	4
1	0	1	--	0	0	2	3
1	0	1	--	0	0	2	4
1	1	0	--	0	2	4	3
1	0	0	--	1	1	3	4
1	0	0	--	1	1	3	4
1	0	1	--	0	0	2	3
1	0	1	--	0	0	1	2
1	0	0	--	1	1	4	4
<b>53</b>	<b>17</b>	<b>24</b>	<b>8</b>	<b>4</b>	<b>46</b>	<b>152</b>	<b>176</b>

## AWAY

GP	W	L	T	OT	P	GF	GA
2	0	2	0	--	0	4	12
2	0	2	0	--	0	6	12
2	0	1	1	--	1	5	10
2	0	1	1	--	1	6	9
2	1	1	0	--	2	4	8
2	0	1	1	--	1	3	9
2	0	2	0	--	0	2	6
2	0	1	1	--	1	7	11
1	0	0	1	--	1	4	4
2	2	0	0	--	4	10	1
1	1	0	0	--	2	3	2
2	1	1	0	--	2	9	8
1	0	0	1	--	1	2	2
2	1	0	1	--	3	6	3
1	0	0	1	--	1	4	4
2	2	0	0	--	4	8	6
1	0	1	0	--	0	2	5
1	1	0	0	--	2	4	2
1	1	0	0	--	2	3	2
1	0	1	0	--	0	2	6
1	1	0	0	--	2	4	3
1	0	1	0	--	0	3	5
1	0	1	0	--	0	1	2
1	0	1	0	--	0	0	4
1	0	1	0	0	0	1	2
1	1	0	0	0	2	3	2
1	0	1	0	0	0	2	5
1	0	1	0	0	0	2	4
1	0	1	--	0	0	1	4
0	0	0	0	0	0	0	0
1	1	0	--	0	2	6	5
0	0	0	0	0	0	0	0
1	0	1	--	0	0	1	2
0	0	0	0	0	0	1	2
1	0	1	--	0	0	1	2
0	0	0	0	0	0	0	0
1	0	1	--	0	0	1	2
1	0	1	--	0	0	4	5
1	0	1	--	0	0	3	4
1	1	0	--	0	2	4	3
1	1	0	--	0	2	4	3
1	0	0	--	1	1	1	2
1	1	0	--	0	2	4	1
1	1	0	--	0	2	5	0
1	0	1	--	0	0	0	2
1	0	0	--	1	1	4	5
<b>54</b>	<b>17</b>	<b>27</b>	<b>8</b>	<b>2</b>	<b>44</b>	<b>148</b>	<b>190</b>

American Airlines Center, 2500 Victory Avenue, Dallas, TX 75219, 214.387.5500, Fax: 214.387.5564, @DallasStars

## 2023-24 WASHINGTON CAPITALS vs. DALLAS STARS

**CAPITALS LOST SEASON SERIES,  
0-0-2 • DALLAS 2-0-0**

**2023-24 Meetings**  
Dec. 7 at Washington, L, 4-5 (SO)  
Jan. 27 at Dallas, L, 4-5 (OT)

Washington	Stars	Capitals	Attend	Goaltenders	W. Goal
DEC. 7, 2023	5	4	15,850	SCOTT WEDGEWOOD / CHARLIE LINDGREN	JASON ROBERTSON
Dallas	Stars	Capitals	Attend	Goaltenders	W. Goal
JAN. 27, 2024	5	4	18,532	JAKE OETTINGER / CHARLIE LINDGREN	THOMAS HARLEY

CAPITALS	GP	G	A	P	+/-	PIM	PP	SH	GW	EN	S	%
Dylan Strome	2	3	0	3	-2	0	1	0	0	0	10	30.0
Alex Ovechkin	2	1	2	3	-2	0	1	0	0	0	7	14.3
Evgeny Kuznetsov	2	1	2	3	2	0	0	0	0	0	3	33.3
Anthony Mantha	2	1	2	3	3	0	0	0	0	0	3	33.3
Aliaksei Protas	2	1	1	2	0	0	0	0	0	0	4	25.0
Trevor van Riemsdyk	2	0	2	2	1	0	0	0	0	0	4	0.0
Rasmus Sandin	2	1	0	1	-1	0	0	0	0	0	3	33.3
T.J. Oshie	1	0	1	1	0	0	0	0	0	0	1	0.0
John Carlson	2	0	1	1	0	0	0	0	0	0	6	0.0
Nick Jensen	2	0	1	1	0	0	0	0	0	0	2	0.0
Tom Wilson	2	0	1	1	-2	2	0	0	0	0	4	0.0
Nicolas Aube-Kubel	2	0	1	1	0	0	0	0	0	0	1	0.0
Matthew Phillips	1	0	1	1	1	0	0	0	0	0	0	--
Connor McMichael	2	0	1	1	-1	2	0	0	0	0	2	0.0
Max Pacioretty	1	0	0	0	1	0	0	0	0	0	1	0.0
Nic Dowd	2	0	0	0	0	0	0	0	0	0	0	--
Joel Edmundson	2	0	0	0	0	0	0	0	0	0	1	0.0
Beck Malenstyn	2	0	0	0	0	2	0	0	0	0	1	0.0
Martin Fehervary	2	0	0	0	-2	0	0	0	0	0	1	0.0
Hendrix Lapierre	1	0	0	0	0	0	0	0	0	0	1	0.0

STARS	GP	G	A	P	+/-	PIM	PP	SH	GW	EN	S	%
Roope Hintz	2	2	1	3	2	2	1	0	0	0	4	50.0
Mason Marchment	2	2	1	3	-1	2	1	0	0	0	5	40.0
Matt Duchene	2	1	2	3	-1	0	0	0	0	0	5	20.0
Tyler Seguin	2	1	2	3	0	0	0	0	0	0	5	20.0
Jason Robertson	2	0	3	3	3	0	0	0	0	0	3	0.0
Miro Heiskanen	2	0	3	3	3	2	0	0	0	0	7	0.0
Thomas Harley	2	2	0	2	5	0	0	0	1	0	8	25.0
Jamie Benn	2	0	2	2	0	0	0	0	0	0	4	0.0
Sam Steel	2	0	2	2	1	2	0	0	0	0	1	0.0
Wyatt Johnston	2	1	0	1	-1	0	0	0	0	0	6	16.7
Joe Pavelski	2	0	1	1	2	0	0	0	0	0	5	0.0
Ryan Suter	2	0	0	0	-1	0	0	0	0	0	4	0.0
Evgenii Dadonov	2	0	0	0	-2	0	0	0	0	0	2	0.0
Craig Smith	2	0	0	0	-1	0	0	0	0	0	6	0.0
Jani Hakanpää	2	0	0	0	-3	0	0	0	0	0	0	--
Radek Faksa	2	0	0	0	0	2	0	0	0	0	3	0.0
Esa Lindell	2	0	0	0	-4	0	0	0	0	0	3	0.0
Nils Lundkvist	2	0	0	0	1	0	0	0	0	0	2	0.0

GOALTENDER	GP	MIN	GA	GAA	SO	W	L	OT	SA	SV%
Charlie Lindgren	2	127	9	4.25	0	0	0	2	73	.877

GOALTENDER	GP	MIN	GA	GAA	SO	W	L	OT	SA	SV%
Jake Oettinger	1	63	4	3.80	0	1	0	0	28	.857
Scott Wedgewood	1	65	4	3.69	0	1	0	0	27	.852

POWER PLAY/PENALTY	
<b>POWER PLAY:</b> 2 - 5 (40%)	<b>PENALTY KILLING:</b> 1 - 3 (33.3%)

POWER PLAY/PENALTY	
<b>POWER PLAY:</b> 2 - 3 (66.7%)	<b>PENALTY KILLING:</b> 3 - 5 (60%)

# Detroit Red Wings



## CLUB INFORMATION

Founded ..... 1926-27  
 Home Arena ..... Little Caesars Arena (19,515)  
 Stanley Cups ..... 11 (most recent, 2008)  
 Executive Vice President & General Manager ..... Steve Yzerman  
 Head Coach ..... Derek Lalonde  
 Associate Coach ..... Bob Boughner  
 Assistant Coaches ..... Alex Tanguay, Jay Varady  
 Director of Public Relations ..... Todd Beam  
 2023-24 Record ..... 41-32-9 (91 points)  
 2023-24 Finish ..... 5th, Atlantic Division  
 2023-24 Playoffs ..... DNO

## SERIES INFORMATION

	Overall	at Washington	at Detroit
All-Time Series (W-L-T-OT)	WSH leads, 59-48-16-6	WSH leads, 33-23-5-2	WSH leads, 26-25-11-4
Current Streak	2 WSH wins (3/26/24-4/9/24)	1 WSH win (3/26/24)	1 WSH win (4/9/24)
Last Washington Win	4/9/24 (2-1)	3/26/24 (4-3 OT)	4/9/24 (2-1)
Last Detroit Win	2/27/24 (3-8)	2/21/23 (1-3)	2/27/24 (3-8)
Last Tie	3/3/00 (2-2)	3/3/00 (2-2)	3/25/94 (2-2)
Last Overtime Game	3/26/24 (W, 4-3 OT)	3/26/24 (W, 4-3 OT)	10/20/17 (W, 4-3 OT)
Overtime Record	8-5-10	3-3-3	4-2-7
Last 10 Games (W-L-OT)	6-3-1	7-1-2	7-2-1
Longest Unbeaten Streak	15 (11/18/15-12/31/21)	9 (1/10/15-12/19/22)	8 (11/18/15-12/31/21)
Longest Winning Streak	6 (11/29/89-1/22/91)	4 (three times)	6 (10/20/17-12/31/21)
Longest Winless Streak	9 (3/25/94-3/3/00)	5 (1/13/96-3/3/00)	5 (two times)
Longest Losing Streak	7 (1/13/96-10/13/98)	4 (1/13/96-10/13/98)	4 (10/19/74-12/31/75)
Washington Shutouts (Last)	6 (11/11/21)	2 (11/18/16)	4 (11/11/21)
Detroit Shutouts (Last)	7 (11/10/15)	3 (12/4/96)	4 (11/10/15)
Last Washington Hat Trick	A. Ovechkin (11/30/19)	A. Ovechkin (12/11/18)	A. Ovechkin (11/30/19)
Last Detroit Hat Trick	G. Nyquist (2/2/14)	G. Nyquist (2/2/14)	S. Fedorov (12/26/96)
Most Washington Goals	9 (2/25/90)	9 (2/25/90)	7 (two times)
Most Detroit Goals	8 (four times)	8 (3/30/75)	8 (three times)

## ALL-TIME SERIES HISTORY

Season	GP	W	L	T	OT	P	GF	GA
1974-75	6	1	5	0	--	2	20	33
1975-76	6	3	3	0	--	6	24	25
1976-77	6	3	0	3	--	9	20	10
1977-78	6	1	4	1	--	3	12	23
1978-79	8	2	3	3	--	7	25	25
1979-80	4	1	2	1	--	3	10	12
1980-81	4	2	1	1	--	5	20	14
1981-82	3	1	0	2	--	4	14	11
1982-83	3	2	1	0	--	4	17	12
1983-84	3	1	2	0	--	2	6	9
1984-85	3	2	1	0	--	4	11	6
1985-86	3	2	1	0	--	4	8	13
1986-87	3	2	0	1	--	5	13	6
1987-88	3	0	2	1	--	1	3	9
1988-89	3	1	1	1	--	3	10	10
1989-90	3	3	0	0	--	6	16	8
1990-91	3	3	0	0	--	6	11	7
1991-92	3	0	3	0	--	0	9	14
1992-93	3	2	1	0	--	4	13	10
1993-94	2	1	0	1	--	3	8	5
1994-95	Teams did not meet in 1994-95							
1995-96	2	0	2	0	--	0	5	8
1996-97	2	0	2	0	--	0	4	7
1997-98	2	0	2	0	--	0	2	6
1998-99	1	0	1	0	--	0	2	3
1999-00	2	1	0	1	0	3	6	4
2000-01	2	1	0	0	1	3	7	4
2001-02	1	0	1	0	0	0	1	3
2002-03	1	0	1	0	0	0	1	5
2003-04	2	1	1	0	0	2	5	6
2005-06	1	0	1	--	0	0	3	4
2006-07	Teams did not meet in 2006-07							
2007-08	1	1	0	--	1	1	3	3
2008-09	1	1	0	--	0	2	4	2
2009-10	2	1	1	--	0	2	5	5
2010-11	1	0	1	--	0	0	2	3
2011-12	2	2	0	--	0	4	12	4
2012-13	Teams did not meet in 2012-13							
2013-14	3	2	0	--	1	5	12	11
2014-15	3	2	1	--	0	4	7	6
2015-16	3	2	1	--	0	4	4	4
2016-17	3	2	0	--	1	5	9	5
2017-18	3	2	0	--	1	5	9	8
2018-19	3	3	0	--	0	6	12	5
2019-20	1	1	0	--	0	2	5	2
2020-21	Teams did not meet in 2020-21							
2021-22	3	2	0	--	1	5	7	4
2022-23	3	1	2	--	0	2	6	9
2023-24	3	2	1	--	0	4	9	12
<b>Totals</b>	<b>129</b>	<b>59</b>	<b>48</b>	<b>16</b>	<b>6</b>	<b>140</b>	<b>412</b>	<b>395</b>

## HOME

GP	W	L	T	OT	P	GF	GA
3	1	2	0	--	2	11	14
3	2	1	0	--	4	16	13
3	2	0	1	--	5	12	4
3	1	2	0	--	2	7	12
4	1	2	1	--	3	12	12
2	1	1	0	--	2	7	6
2	1	1	0	--	2	11	7
2	1	0	1	--	3	9	6
1	1	0	0	--	2	5	2
2	1	1	0	--	2	5	5
1	1	0	0	--	2	4	0
2	2	0	0	--	4	8	6
1	1	0	0	--	2	8	2
2	0	1	1	--	1	2	3
1	0	1	0	--	0	3	4
2	2	0	0	--	4	11	5
1	1	0	0	--	2	6	4
1	0	1	0	--	0	4	5
1	0	1	0	--	0	5	7
1	1	0	0	--	2	6	3
1	0	1	0	--	0	2	4
1	0	1	0	--	0	0	2
1	0	1	0	--	0	2	4
1	0	1	0	--	0	2	3
1	0	0	1	0	1	2	2
1	1	0	0	0	2	6	2
0	0	0	0	0	0	0	0
1	0	1	0	0	0	1	5
1	0	1	0	0	0	1	5
1	0	1	--	0	0	3	4
0	0	0	0	0	0	0	0
1	1	0	--	0	2	4	2
1	1	0	--	0	2	3	2
0	0	0	0	0	0	0	0
1	1	0	--	0	2	7	1
1	1	0	--	0	2	6	5
2	1	1	--	0	2	5	5
1	1	0	--	0	2	2	2
2	2	0	--	0	4	7	3
1	0	0	--	1	1	4	5
2	2	0	--	0	4	9	3
0	0	0	0	0	0	0	0
1	0	0	--	1	1	2	3
2	1	1	--	0	2	5	6
1	1	0	--	0	2	4	3
<b>63</b>	<b>33</b>	<b>23</b>	<b>5</b>	<b>2</b>	<b>73</b>	<b>229</b>	<b>191</b>

## AWAY

GP	W	L	T	OT	P	GF	GA
3	0	3	0	--	0	9	19
3	1	2	0	--	2	8	12
3	1	0	2	--	4	8	6
3	0	2	1	--	1	5	11
4	1	1	2	--	4	13	13
2	0	1	1	--	1	3	6
2	1	0	1	--	3	9	7
1	0	0	1	--	1	5	5
2	1	1	0	--	2	12	10
1	0	1	0	--	0	1	4
2	1	1	0	--	2	7	6
1	0	1	0	--	0	0	7
2	1	0	1	--	3	5	4
1	0	1	0	--	0	1	6
2	1	0	1	--	3	7	6
1	1	0	0	--	2	5	3
2	2	0	0	--	4	5	3
2	0	2	0	--	0	5	9
2	2	0	0	--	4	8	3
1	0	0	1	--	1	2	2
1	0	1	0	--	0	3	4
1	0	1	0	--	0	4	5
1	0	1	0	--	0	0	2
0	0	0	0	0	0	0	0
0	0	0	0	0	0	0	0
1	0	0	0	0	1	1	2
1	0	1	0	0	0	1	3
0	0	0	0	0	0	0	0
1	1	0	0	0	2	4	1
0	0	0	0	0	0	0	0
1	0	0	--	1	1	3	3
0	0	0	0	0	0	0	0
1	0	1	--	0	0	2	3
1	0	1	--	0	0	2	3
2	2	0	--	0	4	5	3
1	1	0	--	0	2	3	2
1	1	0	--	0	2	5	2
2	2	0	--	0	4	5	1
1	0	1	--	0	0	1	3
2	1	1	--	0	2	5	9
1	1	0	--	0	2	5	2
<b>66</b>	<b>26</b>	<b>25</b>	<b>11</b>	<b>4</b>	<b>67</b>	<b>183</b>	<b>204</b>

Little Caesars Arena, 2645 Woodward Avenue, Detroit, MI 48201, 313.471.7000, Fax: 313.567.0296, @DetroitRedWings

## 2023-24 WASHINGTON CAPITALS vs. DETROIT RED WINGS

**CAPITALS WON SEASON SERIES,  
2-1-0 • DETROIT 1-1-1**

**2023-24 Meetings**  
Feb. 27 at Detroit, L, 3-8  
March 26 at Washington, W, 4-3 (OT)  
April 9 at Detroit, W, 2-1

Washington	Red Wings	Capitals	Attend	Goaltenders	W. Goal
MARCH 26, 2024	3	4	18,573	CHARLIE LINDGREN / ALEX LYON	DYLAN STROME
Detroit	Red Wings	Capitals	Attend	Goaltenders	W. Goal
FEB. 27, 2024	8	3	19,515	ALEX LYON / CHARLIE LINDGREN	SHAYNE GOTISBEHERE
APRIL 9, 2024	1	2	19,515	CHARLIE LINDGREN / ALEX LYON	ALEX OVECHKIN

CAPITALS	GP	G	A	P	+/-	PIM	PP	SH	GW	EN	S	%
Dylan Strome	3	3	0	3	-2	2	0	0	1	0	7	42.9
John Carlson	3	0	3	3	-2	0	0	0	0	0	5	0.0
Alex Ovechkin	3	1	1	2	0	0	0	0	1	0	11	9.1
Max Pacioretty	3	1	1	2	-1	0	1	0	0	0	7	14.3
Hendrix Lapierre	3	1	1	2	-1	0	0	0	0	0	4	25.0
T.J. Oshie	2	0	2	2	2	2	0	0	0	0	0	--
Martin Fehervary	2	0	2	2	1	0	0	0	0	0	0	--
Nic Dowd	2	1	0	1	-1	0	0	0	0	0	2	50.0
Michael Sgarbossa	2	1	0	1	1	2	0	0	0	0	2	50.0
Connor McMichael	3	1	0	1	2	0	0	0	0	0	7	14.3
Nick Jensen	2	0	1	1	1	0	0	0	0	0	2	0.0
Anthony Mantha	1	0	1	1	-3	0	0	0	0	0	1	0.0
Beck Malenstyn	3	0	1	1	-2	0	0	0	0	0	6	0.0
Joel Edmundson	1	0	0	0	-1	0	0	0	0	0	2	0.0
Tom Wilson	2	0	0	0	-2	0	0	0	0	0	0	--
Trevor van Riemsdyk	3	0	0	0	0	0	0	0	0	0	2	0.0
Sonny Milano	1	0	0	0	0	0	0	0	0	0	1	0.0
Nicolas Aube-Kubel	3	0	0	0	-2	0	0	0	0	0	3	0.0
Ethan Bear	1	0	0	0	-1	2	0	0	0	0	1	0.0
Alexander Alexeyev	3	0	0	0	-1	0	0	0	0	0	1	0.0
Rasmus Sandin	2	0	0	0	-1	2	0	0	0	0	1	0.0
Aliaksei Protas	3	0	0	0	0	2	0	0	0	0	5	0.0
Vincent Iorio	1	0	0	0	0	0	0	0	0	0	2	0.0
Ivan Miroshnichenko	1	0	0	0	0	0	0	0	0	0	1	0.0
Pierrick Dube	1	0	0	0	1	0	0	0	0	0	1	0.0

RED WINGS	GP	G	A	P	+/-	PIM	PP	SH	GW	EN	S	%
Patrick Kane	3	2	2	4	2	2	0	0	0	0	8	25.0
David Perron	3	1	3	4	0	2	1	0	0	0	8	12.5
J.T. Compher	3	1	3	4	2	0	0	1	0	0	6	16.7
Lucas Raymond	3	1	3	4	2	0	0	0	0	0	5	20.0
Alex DeBrincat	3	2	1	3	0	0	0	0	0	0	10	20.0
Dylan Larkin	3	1	2	3	2	0	0	0	0	0	13	7.7
Shayne Gostisbehere	3	2	0	2	3	0	0	0	1	0	7	28.6
Joe Veleno	3	1	1	2	0	0	0	0	0	0	2	50.0
Robby Fabbri	3	1	0	1	1	0	1	0	0	0	10	10.0
Jeff Petry	3	0	1	1	-1	2	0	0	0	0	3	0.0
Olli Maatta	3	0	1	1	2	2	0	0	0	0	2	0.0
Andrew Copp	3	0	1	1	0	2	0	0	0	0	5	0.0
Daniel Sprong	2	0	1	1	0	0	0	0	0	0	4	0.0
Michael Rasmussen	2	0	1	1	0	0	0	0	0	0	3	0.0
Moritz Seider	3	0	1	1	0	0	0	0	0	0	6	0.0
Ben Chiarot	3	0	0	0	-2	0	0	0	0	0	5	0.0
Jake Walman	1	0	0	0	3	0	0	0	0	0	0	--
Christian Fischer	3	0	0	0	-1	0	0	0	0	0	5	0.0
Austin Czarnik	2	0	0	0	0	0	0	0	0	0	2	0.0
Simon Edvinsson	2	0	0	0	-1	0	0	0	0	0	3	0.0

GOALTENDER	GP	MIN	GA	GAA	SO	W	L	OT	SA	SV%
Charlie Lindgren	3	182	12	3.96	0	2	1	0	107	.888

GOALTENDER	GP	MIN	GA	GAA	SO	W	L	OT	SA	SV%
Alex Lyon	3	178	9	3.04	0	1	1	1	74	.878

POWER PLAY/PENALTY	
<b>POWER PLAY:</b> 1 - 5 (20%)	<b>PENALTY KILLING:</b> 5 - 7 (71.4%)

POWER PLAY/PENALTY	
<b>POWER PLAY:</b> 2 - 7 (28.6%)	<b>PENALTY KILLING:</b> 4 - 5 (80%)

# Edmonton Oilers



## CLUB INFORMATION

Founded ..... 1972-73 (WHA), 1979-80 (NHL)  
 Home Arena ..... Rogers Place (18,347)  
 Stanley Cups ..... 5 (most recent, 1990)  
 General Manager and EVP of Hockey Operations ..... Stan Bowman  
 Head Coach ..... Kris Knoblauch  
 Assistant Coaches ..... Glen Gulutzan, Paul Coffey, Mark Stuart  
 Director, Hockey Communications ..... Jamie Cartmell  
 2023-24 Record ..... 49-27-6 (104 points)  
 2023-24 Finish ..... 2nd, Pacific Division  
 2023-24 Playoffs ..... Stanley Cup Final (def. by FLA 4-3)

## SERIES INFORMATION

	Overall	at Washington	at Edmonton
All-Time Series (W-L-T-OT)	WSH leads, 41-33-6-3	WSH leads, 26-12-2-1	WSH trails, 15-21-4-2
Current Streak	2 EDM wins (11/24/23-3/13/24)	1 EDM win (11/24/22)	1 EDM win (3/13/24)
Last Washington Win	12/5/22 (3-2)	11/7/22 (5-4)	12/5/22 (3-2)
Last Edmonton Win	3/13/24 (2-7)	11/24/23 (0-5)	3/13/24 (2-7)
Last Tie	2/15/94 (2-2)	2/15/94 (2-2)	10/24/84 (3-3)
Last Overtime Game	3/9/22 (L, 3-4 OT)	11/12/17 (W, 2-1 SO)	3/9/22 (L, 3-4 OT)
Overtime Record	3-4-5	2-1-3	1-3-2
Last 10 Games (W-L-OT)	4-4-2	7-2-1	4-4-2
Longest Unbeaten Streak	6 (2/14/90-3/22/92)	6 (three times)	5 (2/17/89-10/23/91)
Longest Winning Streak	6 (2/14/90-3/22/92)	6 (two times)	5 (2/17/89-10/23/91)
Longest Winless Streak	8 (1/13/82-11/9/83)	4 (1/13/82-11/9/83)	9 (2/15/80-2/23/85)
Longest Losing Streak	4 (2/23/83-11/9/83)	3 (2/28/82-11/9/83)	7 (2/9/97-10/28/06)
Washington Shutouts (Last)	6 (11/23/15)	5 (11/23/15)	1 (10/28/90)
Edmonton Shutouts (Last)	2 (11/24/23)	1 (11/24/23)	1 (10/28/06)
Last Washington Hat Trick	E. Kuznetsov (10/23/15)	P. Bondra (3/10/02)	E. Kuznetsov (10/23/15)
Last Edmonton Hat Trick	Z. Hyman (3/13/24)	E. Cole (1/13/09)	Z. Hyman (3/13/24)
Most Washington Goals	9 (2/5/84)	9 (2/5/84)	8 (2/17/89)
Most Edmonton Goals	11 (11/2/83)	8 (11/9/84)	11 (11/2/83)

## ALL-TIME SERIES HISTORY

Season	GP	W	L	T	OT	P	GF	GA	
1979-80	4	1	3	0	--	2	13	22	
1980-81	4	2	1	1	--	5	17	14	
1981-82	3	0	2	1	--	1	10	15	
1982-83	3	0	2	1	--	1	9	14	
1983-84	3	1	2	0	--	2	16	20	
1984-85	3	0	1	2	--	2	11	14	
1985-86	3	3	0	0	--	6	15	8	
1986-87	3	2	1	0	--	4	13	11	
1987-88	3	2	1	0	--	4	8	5	
1988-89	3	2	1	0	--	4	16	9	
1989-90	3	1	2	0	--	2	11	13	
1990-91	3	3	0	0	--	6	12	6	
1991-92	2	2	0	0	--	4	12	7	
1992-93	2	1	1	0	--	2	6	7	
1993-94	2	1	0	1	--	3	5	4	
1994-95	Teams did not meet in 1994-95								
1995-96	2	2	0	0	--	4	8	4	
1996-97	2	0	2	0	--	0	2	7	
1997-98	2	1	1	0	--	2	4	5	
1998-99	2	1	1	0	--	2	6	11	
1999-00	1	0	1	0	0	0	2	6	
2000-01	1	1	0	0	0	2	4	0	
2001-02	2	1	1	0	0	2	5	6	
2002-03	1	0	1	0	0	0	3	5	
2003-04	1	1	0	0	0	2	1	0	
2005-06	Teams did not meet in 2005-06								
2006-07	1	0	1	--	0	0	0	4	
2007-08	1	1	0	--	0	2	4	4	
2008-09	1	0	1	--	0	0	2	5	
2009-10	1	1	0	--	0	2	4	2	
2010-11	1	1	0	--	0	2	5	0	
2011-12	1	0	1	--	0	0	1	2	
2012-13	Teams did not meet in 2012-13								
2013-14	2	2	0	--	0	4	8	3	
2014-15	2	0	1	--	1	1	6	7	
2015-16	2	2	0	--	0	4	8	4	
2016-17	2	1	1	--	0	2	3	5	
2017-18	2	2	0	--	0	4	6	3	
2018-19	2	1	1	--	0	2	5	6	
2019-20	1	0	0	--	1	1	3	4	
2020-21	Teams did not meet in 2020-21								
2021-22	2	0	1	--	1	1	6	9	
2022-23	2	2	0	--	0	4	8	6	
2023-24	2	0	2	--	0	0	2	12	
<b>Totals</b>	<b>83</b>	<b>41</b>	<b>33</b>	<b>6</b>	<b>3</b>	<b>91</b>	<b>280</b>	<b>289</b>	

## HOME

GP	W	L	T	OT	P	GF	GA
2	0	2	0	--	0	5	10
2	2	0	0	--	4	12	6
2	0	1	1	--	1	7	10
1	0	1	0	--	0	3	5
2	1	1	0	--	2	13	9
1	0	1	0	--	0	5	8
2	2	0	0	--	4	10	6
1	1	0	0	--	2	5	2
2	2	0	0	--	4	6	2
1	1	0	0	--	2	5	3
2	0	2	0	--	0	7	10
1	1	0	0	--	2	6	3
1	1	0	0	--	2	6	2
1	1	0	0	--	2	4	3
1	0	0	1	--	1	2	2
1	1	0	0	--	2	6	3
1	0	1	0	--	0	1	3
1	1	0	0	--	2	2	1
1	1	0	0	--	2	4	3
0	0	0	0	0	0	0	0
1	1	0	0	0	2	4	0
1	1	0	0	0	2	4	2
0	0	0	0	0	0	0	0
1	1	0	0	0	2	1	0
0	0	0	0	0	0	0	0
1	1	0	--	0	2	4	4
1	0	1	--	0	0	2	5
0	0	0	0	0	0	0	0
1	1	0	--	0	2	5	0
0	0	0	0	0	0	0	0
1	1	0	--	0	2	4	2
1	0	0	--	1	1	4	4
1	1	0	--	0	2	1	0
1	1	0	--	0	2	2	1
1	1	0	--	0	2	1	1
1	1	0	--	0	2	4	2
0	0	0	0	0	0	0	0
1	0	1	--	0	0	3	5
1	1	0	--	0	2	5	4
1	0	1	--	0	0	0	5
<b>41</b>	<b>26</b>	<b>12</b>	<b>2</b>	<b>1</b>	<b>55</b>	<b>153</b>	<b>126</b>

## AWAY

GP	W	L	T	OT	P	GF	GA
2	1	1	0	--	2	8	12
2	0	1	1	--	1	5	8
1	0	1	0	--	0	3	5
2	0	1	1	--	1	6	9
1	0	1	0	--	0	3	11
2	0	0	2	--	2	6	6
1	1	0	0	--	2	5	2
2	1	1	0	--	2	8	9
1	0	1	0	--	0	2	3
2	1	1	0	--	2	11	6
1	1	0	0	--	2	4	3
2	2	0	0	--	4	6	3
1	1	0	0	--	2	6	5
1	0	1	0	--	0	2	4
1	1	0	0	--	2	3	2
1	1	0	0	--	2	2	1
1	0	1	0	--	0	1	4
1	0	1	0	--	0	2	4
1	0	1	0	--	0	2	8
1	0	1	0	0	0	2	6
0	0	0	0	0	0	0	0
1	0	1	0	0	0	1	4
1	0	1	0	0	0	3	5
0	0	0	0	0	0	0	0
1	0	1	--	0	0	0	4
0	0	0	0	0	0	0	0
0	0	0	0	0	0	0	0
1	1	0	--	0	2	4	1
1	0	1	--	0	0	2	3
1	1	0	--	0	2	7	4
1	0	1	--	0	0	1	4
1	1	0	--	0	2	5	2
1	0	1	--	0	0	1	4
1	0	0	--	1	1	3	4
1	0	0	--	1	1	3	4
1	1	0	--	0	2	3	2
1	0	1	--	0	0	2	7
<b>42</b>	<b>15</b>	<b>21</b>	<b>4</b>	<b>2</b>	<b>36</b>	<b>127</b>	<b>163</b>

## 2023-24 WASHINGTON CAPITALS vs. EDMONTON OILERS

**CAPITALS LOST SEASON SERIES,  
0-2-0 • EDMONTON 2-0-0**

**2023-24 Meetings**  
Nov. 24 at Washington, L, 0-5  
March 13 at Edmonton, L, 2-7

Washington	Oilers	Capitals	Attend	Goaltenders	W. Goal
NOV. 24, 2023	5	0	18,573	STUART SKINNER / CHARLIE LINDGREN	EVANDER KANE
Edmonton	Oilers	Capitals	Attend	Goaltenders	W. Goal
MARCH 13, 2024	7	2	18,347	STUART SKINNER / DARCY KUEMPER	ZACH HYMAN

CAPITALS	GP	G	A	P	+/-	PIM	PP	SH	GW	EN	S	%
Connor McMichael	2	1	0	1	-1	0	1	0	0	0	1	100.0
Ivan Miroshnichenko	1	1	0	1	-1	0	0	0	0	0	1	100.0
Alex Ovechkin	2	0	1	1	-1	2	0	0	0	0	10	0.0
Max Pacioretty	1	0	1	1	-1	0	0	0	0	0	1	0.0
T.J. Oshie	2	0	0	0	0	2	0	0	0	0	1	0.0
John Carlson	2	0	0	0	-2	2	0	0	0	0	1	0.0
Nick Jensen	2	0	0	0	-2	0	0	0	0	0	1	0.0
Nic Dowd	2	0	0	0	-3	6	0	0	0	0	3	0.0
Evgeny Kuznetsov	1	0	0	0	-1	0	0	0	0	0	2	0.0
Joel Edmundson	1	0	0	0	0	0	0	0	0	0	0	--
Tom Wilson	2	0	0	0	-2	2	0	0	0	0	7	0.0
Anthony Mantha	1	0	0	0	0	0	0	0	0	0	1	0.0
Trevor van Riemsdyk	2	0	0	0	-2	0	0	0	0	0	2	0.0
Sonny Milano	2	0	0	0	0	0	0	0	0	0	5	0.0
Nicolas Aube-Kubel	2	0	0	0	-2	0	0	0	0	0	3	0.0
Dylan Strome	2	0	0	0	0	2	0	0	0	0	1	0.0
Ethan Bear	1	0	0	0	0	0	0	0	0	0	0	--
Beck Malenstyn	2	0	0	0	-2	0	0	0	0	0	1	0.0
Martin Fehervary	1	0	0	0	-2	0	0	0	0	0	0	--
Alexander Alexeyev	1	0	0	0	-1	0	0	0	0	0	1	0.0
Rasmus Sandin	2	0	0	0	-1	0	0	0	0	0	3	0.0
Aliaksei Protas	1	0	0	0	-1	0	0	0	0	0	1	0.0
Hendrix Lapierre	1	0	0	0	0	0	0	0	0	0	4	0.0

OILERS	GP	G	A	P	+/-	PIM	PP	SH	GW	EN	S	%
Leon Draisaitl	2	3	4	7	3	0	3	0	0	0	10	30.0
Connor McDavid	2	1	6	7	3	2	1	0	0	0	4	25.0
Zach Hyman	2	3	2	5	3	0	1	0	1	0	13	23.1
Ryan Nugent-Hopkins	2	1	4	5	2	0	0	0	0	0	3	33.3
Evan Bouchard	2	1	2	3	4	0	1	0	0	0	3	33.3
Evander Kane	2	1	1	2	2	0	0	0	1	0	5	20.0
Connor Brown	2	1	0	1	1	2	0	0	0	0	1	100.0
Warren Foegele	2	1	0	1	1	4	0	0	0	0	5	20.0
Adam Henrique	1	0	1	1	1	0	0	0	0	0	0	--
Brett Kulak	2	0	1	1	4	2	0	0	0	0	5	0.0
Vincent Desharnais	2	0	1	1	2	0	0	0	0	0	2	0.0
Ryan McLeod	2	0	1	1	1	2	0	0	0	0	2	0.0
Corey Perry	1	0	0	0	-1	0	0	0	0	0	3	0.0
Mattias Ekholm	1	0	0	0	0	2	0	0	0	0	3	0.0
Sam Carrick	1	0	0	0	-1	0	0	0	0	0	0	--
Cody Ceci	2	0	0	0	0	0	0	0	0	0	2	0.0
Mattias Janmark	2	0	0	0	-1	0	0	0	0	0	5	0.0
Adam Erne	1	0	0	0	1	0	0	0	0	0	0	--
Darnell Nurse	2	0	0	0	0	0	0	0	0	0	4	0.0
Derek Ryan	1	0	0	0	0	0	0	0	0	0	1	0.0
Troy Stecher	1	0	0	0	0	4	0	0	0	0	1	0.0
James Hamblin	1	0	0	0	0	0	0	0	0	0	0	--

GOALTENDER	GP	MIN	GA	GAA	SO	W	L	OT	SA	SV%
Darcy Kuemper	1	60	7	7.02	0	0	1	0	37	.811
Charlie Lindgren	1	59	5	5.05	0	0	1	0	35	.857

GOALTENDER	GP	MIN	GA	GAA	SO	W	L	OT	SA	SV%
Stuart Skinner	2	120	2	1.00	1	2	0	0	50	.960

POWER PLAY/PENALTY	
<b>POWER PLAY:</b> 1 - 9 (11.1%)	<b>PENALTY KILLING:</b> 2 - 8 (25%)

POWER PLAY/PENALTY	
<b>POWER PLAY:</b> 6 - 8 (75%)	<b>PENALTY KILLING:</b> 8 - 9 (88.9%)



# Florida Panthers



## CLUB INFORMATION

Founded ..... 1993-94  
 Home Arena ..... Amerant Bank Arena (19,256)  
 Stanley Cups ..... 1 (2024)  
 President & CEO ..... Matthew Caldwell  
 General Manager ..... Bill Zito  
 Head Coach ..... Paul Maurice  
 Assistant Coaches ... Jamie Kompon, Sylvain LeFebvre, Tuomo Ruutu  
 Vice President of Communications ..... Adelyn Biedenbach  
 2023-24 Record ..... 52-24-6 (110 points)  
 2023-24 Finish ..... 1st, Atlantic Division  
 2023-24 Playoffs ..... Won Stanley Cup (def. EDM 4-3)

## SERIES INFORMATION

	Overall	at Washington	at Florida
All-Time Series (W-L-T-OT)	WSH leads, 67-47-9-14	WSH leads, 36-19-5-8	WSH leads, 31-28-4-6
Current Streak	7 FLA wins (11/30/21-	3 FLA wins (2/16/23-11/8/23)	5 FLA wins (11/4/21-2/24/24)
Last Washington Win	11/26/21 (4-3)	11/26/21 (4-3)	11/7/19 (5-4 OT)
Last Florida Win	2/24/24 (2-3 OT)	11/8/23 (3-4 OT)	2/24/24 (2-3 OT)
Last Tie	2/21/04 (2-2)	2/21/04 (2-2)	12/17/03 (2-2)
Last Overtime Game	2/24/24 (L, 2-3 OT)	11/8/23 (L, 3-4 OT)	2/24/24 (L, 2-3 OT)
Overtime Record	8-5-11	3-2-6	5-3-5
Last 10 Games (W-L-OT)	2-5-3	3-4-3	3-5-2
Longest Unbeaten Streak	14 (2/7/12-10/31/15)	10 (1/8/11-1/4/15)	4 (1/12/02-12/17/03)
Longest Winning Streak	8 (2/7/12-11/2/13)	10 (1/8/11-1/4/15)	4 (1/12/02-12/17/03)
Longest Winless Streak	8 (3/2/04-3/22/06)	7 (11/2/03-3/18/06)	5 (11/4/21-2/24/24)
Longest Losing Streak	4 (3/2/04-12/18/05)	5 (3/2/04-3/18/06)	4 (1/13/07-11/15/07)
Washington Shutouts (Last)	12 (2/9/13)	7 (2/9/13)	5 (3/17/09)
Florida Shutouts (Last)	6 (4/9/17)	5 (4/9/17)	1 (4/9/11)
Last Washington Hat Trick	A. Ovechkin (11/26/21)	A. Ovechkin (11/26/21)	A. Ovechkin (4/6/13)
Last Florida Hat Trick	O. Jokinen (2/27/07)	O. Jokinen (2/27/07)	S. Weiss (1/13/07)
Most Washington Goals	12 (1/11/03)	12 (1/11/03)	7 (3/16/10)
Most Florida Goals	7 (two times)	6 (two times)	7 (two times)

## ALL-TIME SERIES HISTORY

Season	GP	W	L	T	OT	P	GF	GA
1993-94	5	2	2	1	--	5	13	15
1994-95	4	2	1	1	--	5	9	9
1995-96	5	1	3	1	--	3	16	18
1996-97	5	2	1	2	--	6	13	11
1997-98	6	3	3	0	--	6	20	19
1998-99	5	3	1	1	--	7	15	7
1999-00	5	3	2	0	0	6	14	11
2000-01	5	4	1	0	0	8	14	10
2001-02	5	3	2	0	0	6	12	13
2002-03	5	4	0	1	0	9	20	5
2003-04	6	1	2	2	1	5	11	13
2005-06	8	1	5	--	2	4	15	24
2006-07	8	3	3	--	2	8	24	28
2007-08	8	4	3	--	1	9	20	16
2008-09	6	3	3	--	0	6	19	21
2009-10	6	6	0	--	0	12	32	15
2010-11	6	3	2	--	1	7	14	14
2011-12	6	4	2	--	0	8	19	12
2012-13	4	4	0	--	0	8	22	9
2013-14	3	2	0	--	1	5	9	8
2014-15	3	2	0	--	1	5	6	5
2015-16	3	1	2	--	0	2	5	10
2016-17	3	2	1	--	0	4	8	6
2017-18	3	1	2	--	0	2	7	9
2018-19	3	0	1	--	2	2	12	15
2019-20	2	2	0	--	0	4	9	7
2020-21	Teams did not meet in 2020-21							
2021-22	3	1	1	--	1	3	12	13
2022-23	3	0	3	--	0	0	7	15
2023-24	3	0	1	--	2	2	7	11
<b>Totals</b>	<b>137</b>	<b>67</b>	<b>47</b>	<b>9</b>	<b>14</b>	<b>157</b>	<b>404</b>	<b>369</b>

## HOME

GP	W	L	T	OT	P	GF	GA
2	1	0	1	--	3	7	5
2	2	0	0	--	4	6	2
3	0	3	0	--	0	9	12
2	0	0	2	--	2	4	4
3	2	1	0	--	4	9	9
3	1	1	1	--	3	8	7
2	2	0	0	0	4	7	4
3	3	0	0	0	6	10	4
3	0	1	1	1	2	4	6
4	0	2	--	2	2	8	14
4	2	1	--	1	5	12	11
4	2	1	--	1	5	12	9
3	1	2	--	0	2	8	12
3	3	0	--	0	6	17	7
3	2	1	--	0	4	8	7
3	3	0	--	0	6	11	2
2	2	0	--	0	4	12	1
1	1	0	--	0	2	2	2
2	2	0	--	0	4	5	4
1	0	1	--	0	0	2	5
2	1	1	--	0	2	4	4
1	0	1	--	0	0	1	4
2	0	0	--	2	2	9	10
1	1	0	--	0	2	4	3
1	1	0	--	0	2	4	3
2	0	2	--	0	0	5	10
1	0	0	--	1	1	3	4
<b>68</b>	<b>36</b>	<b>19</b>	<b>5</b>	<b>8</b>	<b>85</b>	<b>213</b>	<b>173</b>

## AWAY

GP	W	L	T	OT	P	GF	GA
3	1	2	0	--	2	6	10
2	0	1	1	--	1	3	7
2	1	0	1	--	3	7	6
3	2	1	0	--	4	9	7
3	1	2	0	--	2	11	10
2	2	0	0	--	4	7	0
3	1	2	0	0	2	7	7
2	1	1	0	0	2	4	6
3	2	1	0	0	4	7	8
2	1	0	1	0	3	3	2
3	1	1	1	0	3	7	7
4	1	3	--	0	2	7	10
4	1	2	--	1	3	12	17
4	2	2	--	0	4	8	7
3	2	1	--	0	4	11	9
3	3	0	--	0	6	15	8
3	1	1	--	1	3	6	7
3	1	2	--	0	2	8	10
2	2	0	--	0	4	10	8
2	1	0	--	1	3	7	6
1	0	0	--	1	1	1	1
2	1	1	--	0	2	3	5
1	1	0	--	0	2	4	2
2	1	1	--	0	2	6	5
1	0	1	--	0	0	3	5
1	1	0	--	0	2	5	4
2	0	1	--	1	1	8	10
1	0	1	--	0	0	2	5
2	0	1	--	1	1	4	7
<b>69</b>	<b>31</b>	<b>28</b>	<b>4</b>	<b>6</b>	<b>72</b>	<b>191</b>	<b>196</b>

## 2023-24 WASHINGTON CAPITALS vs. FLORIDA PANTHERS

**CAPITALS LOST SEASON SERIES,  
0-1-2 • FLORIDA 3-0-0**

**2023-24 Meetings**  
Nov. 8 at Washington, L, 3-4 (OT)  
Feb. 8 at Florida, L, 2-4  
Feb. 24 at Florida, L, 2-3 (OT)

Washington	Panthers	Capitals	Attend	Goaltenders	W. Goal
NOV. 8, 2023	4	3	16,104	SERGEI BOBROVSKY / DARCY KUEMPER	SAM REINHART

Florida	Panthers	Capitals	Attend	Goaltenders	W. Goal
FEB. 8, 2024	4	2	17,645	SERGEI BOBROVSKY / DARCY KUEMPER	RYAN LOMBERG
FEB. 24, 2024	3	2	19,887	ANTHONY STOLARZ / CHARLIE LINDGREN	GUSTAV FORSLING

CAPITALS	GP	G	A	P	+/-	PIM	PP	SH	GW	EN	S	%
Anthony Mantha	3	3	0	3	1	7	0	0	0	0	3	100
Connor McMichael	3	1	2	3	-1	2	0	1	0	0	7	14.3
Aliaksei Protas	3	0	3	3	3	0	0	0	0	0	4	0.0
Rasmus Sandin	3	0	2	2	-1	0	0	0	0	0	7	0.0
Alex Ovechkin	3	1	0	1	-4	0	1	0	0	0	9	11.1
Tom Wilson	3	1	0	1	-3	4	1	0	0	0	9	11.1
Sonny Milano	2	1	0	1	-2	0	1	0	0	0	1	100.0
Max Pacioretty	2	0	1	1	-1	0	0	0	0	0	5	0.0
John Carlson	3	0	1	1	-3	2	0	0	0	0	4	0.0
Michael Sgarbossa	2	0	1	1	1	0	0	0	0	0	0	--
Dylan Strome	3	0	1	1	-3	0	0	0	0	0	4	0.0
Martin Fehervary	2	0	1	1	0	2	0	0	0	0	2	0.0
T.J. Oshie	2	0	0	0	-2	2	0	0	0	0	3	0.0
Nick Jensen	3	0	0	0	0	2	0	0	0	0	2	0.0
Nic Dowd	1	0	0	0	0	4	0	0	0	0	0	--
Evgeny Kuznetsov	1	0	0	0	-3	0	0	0	0	0	3	0.0
Joel Edmundson	2	0	0	0	0	0	0	0	0	0	3	0.0
Trevor van Riemsdyk	1	0	0	0	-1	0	0	0	0	0	1	0.0
Nicolas Aube-Kubel	1	0	0	0	-1	0	0	0	0	0	1	0.0
Ethan Bear	1	0	0	0	1	0	0	0	0	0	0	--
Beck Malenstyn	3	0	0	0	-1	2	0	0	0	0	5	0.0
Hardy Haman Aktell	1	0	0	0	-1	0	0	0	0	0	0	--
Matthew Phillips	2	0	0	0	0	0	0	0	0	0	1	0.0
Alexander Alexeyev	2	0	0	0	-2	0	0	0	0	0	1	0.0
Hendrix Lapierre	1	0	0	0	0	0	0	0	0	0	0	--
Pierrick Dube	1	0	0	0	0	0	0	0	0	0	0	--

PANTHERS	GP	G	A	P	+/-	PIM	PP	SH	GW	EN	S	%
Matthew Tkachuk	2	1	3	4	0	2	0	0	0	0	4	25.0
Aleksander Barkov	3	2	1	3	2	2	1	0	0	0	6	33.3
Sam Reinhart	3	2	1	3	2	0	1	0	1	0	6	33.3
Gustav Forsling	3	1	2	3	5	2	0	0	1	0	3	33.3
Oliver Ekman-Larsson	3	1	1	2	2	2	0	0	0	0	5	20.0
Evan Rodrigues	3	1	1	2	3	4	0	0	0	0	4	25.0
Dmitry Kulikov	3	0	2	2	2	0	0	0	0	0	4	0.0
Carter Verhaeghe	3	0	2	2	1	0	0	0	0	0	8	0.0
Brandon Montour	2	0	2	2	1	2	0	0	0	0	6	0.0
Nick Cousins	3	1	0	1	0	5	0	0	0	0	5	20.0
Ryan Lomberg	3	1	0	1	1	0	0	0	1	0	2	50.0
Eetu Luostarinen	3	1	0	1	0	0	0	0	0	1	6	16.7
Sam Bennett	2	0	1	1	2	0	0	0	0	0	6	0.0
Anton Lundell	3	0	1	1	0	0	0	0	0	0	2	0.0
Mike Reilly	1	0	0	0	-2	2	0	0	0	0	4	0.0
Aaron Ekblad	2	0	0	0	1	0	0	0	0	0	9	0.0
Kevin Stenlund	2	0	0	0	1	0	0	0	0	0	6	0.0
Niko Mikkola	3	0	0	0	1	2	0	0	0	0	1	0.0
Steven Lorentz	2	0	0	0	0	0	0	0	0	0	1	0.0
William Lockwood	2	0	0	0	0	2	0	0	0	0	2	0.0
Joshua Mahura	1	0	0	0	-2	0	0	0	0	0	1	0.0
Jonah Gadjovich	2	0	0	0	1	2	0	0	0	0	4	0.0

GOALTENDER	GP	MIN	GA	GAA	SO	W	L	OT	SA	SV%
Darcy Kuemper	2	120	7	3.51	0	0	1	1	65	.892
Charlie Lindgren	1	63	3	2.85	0	0	0	1	29	.897

GOALTENDER	GP	MIN	GA	GAA	SO	W	L	OT	SA	SV%
Sergei Bobrovsky	2	120	5	2.49	0	2	0	0	51	.902
Anthony Stolarz	1	64	2	1.88	0	1	0	0	24	.917

POWER PLAY/PENALTY
<b>POWER PLAY:</b> 3 - 9 (33.3%)
<b>PENALTY KILLING:</b> 7 - 9 (77.8%)

POWER PLAY/PENALTY
<b>POWER PLAY:</b> 2 - 9 (22.2%)
<b>PENALTY KILLING:</b> 6 - 9 (66.7%)

# Los Angeles Kings



## CLUB INFORMATION

Founded ..... 1967-68  
 Home Arena ..... Crypto.com Arena(18,230)  
 Stanley Cups ..... 2 (2012, 2014)  
 Vice President & General Manager ..... Rob Blake  
 Head Coach ..... Jim Hiller  
 Assistant Coaches ..... D.J. Smith, Newell Brown, Derik Johnson  
 SVP, Marketing, Communications & Content ..... Michael Altieri  
 2023-24 Record ..... 44-27-11 (99 points)  
 2023-24 Finish ..... 3rd, Pacific Division  
 2023-24 Playoffs ..... W. Conference First Round (def. by EDM, 4-1)

## SERIES INFORMATION

	Overall	at Washington	at Los Angeles
All-Time Series (W-L-T-OT)	WSH trails, 45-59-13-3	WSH leads, 26-25-7-1	WSH trails, 19-34-6-2
Current Streak	2 WSH wins (11/29/23-1/7/24)	2 WSH win (10/22/22-1/7/24)	1 WSH win (11/29/23)
Last Washington Win	1/7/24 (4-3)	1/7/24 (4-3)	11/29/23 (2-1)
Last Los Angeles Win	3/6/23 (2-4)	12/19/21 (2-3)	3/6/23 (2-4)
Last Tie	10/9/99 (2-2)	10/9/99 (2-2)	12/13/97 (2-2)
Last Overtime Game	3/9/16 (L, 3-4 OT)	3/25/14 (L, 4-5 SO)	3/9/16 (L, 3-4 OT)
Overtime Record	2-4-6	1-2-3	1-2-3
Last 10 Games (W-L-OT)	8-2-0	7-2-1	4-4-2
Longest Unbeaten Streak	6 (2/19/83-2/8/85)	5 (two times)	4 (2/17/82-2/16/84)
Longest Winning Streak	5 (two times)	5 (1/3/79-2/26/80)	3 (2/18/19-11/17/21)
Longest Winless Streak	10 (1/27/76-11/29/77)	5 (two times)	10 (12/19/74-11/29/77)
Longest Losing Streak	8 (12/19/74-11/5/75)	3 (four times)	10 (12/19/74-11/29/77)
Washington Shutouts (Last)	6 (11/17/21)	5 (2/5/17)	1 (11/17/21)
Los Angeles Shutouts (Last)	3 (3/10/77)	None	3 (3/10/77)
Last Washington Hat Trick	A. Ovechkin (2/4/20)	A. Ovechkin (2/4/20)	B. Kelly (2/7/81)
Last Los Angeles Hat Trick	J. Kurri (10/20/95)	J. Kurri (10/20/95)	B. Goring (2/1/78)
Most Washington Goals	10 (two times)	10 (12/6/87)	10 (2/13/93)
Most Los Angeles Goals	10 (12/4/78)	9 (1/11/83)	10 (12/4/78)

## ALL-TIME SERIES HISTORY

Season	GP	W	L	T	OT	P	GF	GA
1974-75	6	0	5	1	--	1	10	28
1975-76	6	1	4	1	--	3	13	19
1976-77	6	0	5	1	--	1	12	32
1977-78	6	2	4	0	--	4	13	22
1978-79	8	4	3	1	--	9	33	34
1979-80	4	3	1	0	--	6	21	16
1980-81	4	1	2	1	--	3	12	13
1981-82	3	1	1	1	--	3	11	9
1982-83	3	1	1	1	--	3	17	14
1983-84	3	3	0	0	--	6	13	4
1984-85	3	2	1	0	--	4	13	9
1985-86	3	2	1	0	--	4	11	10
1986-87	3	0	3	0	--	0	13	18
1987-88	3	2	1	0	--	4	21	10
1988-89	3	1	1	1	--	3	17	13
1989-90	3	0	3	0	--	0	9	15
1990-91	3	1	1	1	--	3	9	11
1991-92	3	1	1	1	--	3	12	12
1992-93	2	2	0	0	--	4	17	6
1993-94	2	2	0	0	--	4	12	4
1994-95								
1995-96	2	0	2	0	--	0	6	10
1996-97	2	0	1	1	--	1	7	8
1997-98	2	1	0	1	--	3	5	4
1998-99	2	0	2	0	--	0	4	8
1999-00	2	0	1	1	0	1	4	7
2000-01	2	1	1	0	0	2	5	7
2001-02	1	1	0	0	0	2	3	2
2002-03	1	0	1	0	0	0	1	3
2003-04	2	0	2	0	0	0	5	10
2005-06	1	1	0	--	0	2	3	2
2006-07	1	1	0	--	0	2	4	3
2007-08								
2008-09	2	0	2	--	0	0	6	10
2009-10	1	0	1	--	0	0	1	2
2010-11	1	0	1	--	0	0	1	4
2011-12	1	0	1	--	0	0	2	5
2012-13								
2013-14	2	0	0	--	2	2	5	5
2014-15	2	1	1	--	0	2	5	3
2015-16	2	1	0	--	1	3	6	5
2016-17	2	1	1	--	0	2	7	4
2017-18	2	0	2	--	0	0	3	8
2018-19	2	2	0	--	0	4	9	6
2019-20	2	2	0	--	0	4	7	3
2020-21								
2021-22	2	1	1	--	0	2	4	3
2022-23	2	1	1	--	0	2	6	7
2023-24	2	2	0	--	0	4	6	4
<b>Totals</b>	<b>120</b>	<b>45</b>	<b>59</b>	<b>13</b>	<b>3</b>	<b>106</b>	<b>404</b>	<b>432</b>

## HOME

GP	W	L	T	OT	P	GF	GA
3	0	2	1	--	1	4	13
3	1	1	1	--	3	10	7
3	0	2	1	--	1	9	12
3	1	2	0	--	2	6	9
4	3	1	0	--	6	23	14
2	2	0	0	--	4	13	9
2	1	1	0	--	2	6	5
1	0	0	1	--	1	3	3
2	1	1	0	--	2	14	11
1	1	0	0	--	2	5	0
2	2	0	0	--	4	11	4
1	0	1	0	--	0	2	5
2	0	2	0	--	0	9	11
1	1	0	0	--	2	10	3
2	0	1	1	--	1	10	11
1	0	1	0	--	0	4	7
2	1	0	1	--	3	7	6
1	1	0	0	--	2	7	4
1	1	0	0	--	2	7	3
1	1	0	0	--	2	6	3
1	0	1	0	--	0	4	7
1	0	1	0	--	0	3	4
1	1	0	0	--	2	3	2
1	0	1	0	--	0	3	6
1	0	0	1	0	1	2	2
1	0	1	0	0	0	1	4
1	0	1	0	0	0	1	3
1	0	1	0	0	0	2	3
1	1	0	--	0	2	4	3
1	0	1	--	0	0	4	5
1	0	1	--	0	0	1	4
1	0	0	--	1	1	4	4
1	1	0	--	0	2	4	0
1	1	0	--	0	2	3	1
1	1	0	--	0	2	5	0
1	0	1	--	0	0	2	5
1	1	0	--	0	2	6	4
1	1	0	--	0	2	4	2
1	0	1	--	0	0	2	3
1	1	0	--	0	2	4	3
1	1	0	--	0	2	4	3
<b>59</b>	<b>26</b>	<b>25</b>	<b>7</b>	<b>1</b>	<b>60</b>	<b>232</b>	<b>208</b>

## AWAY

GP	W	L	T	OT	P	GF	GA
3	0	3	0	--	0	6	15
3	0	3	0	--	0	3	12
3	0	3	0	--	0	3	20
3	1	2	0	--	2	7	13
4	1	2	1	--	3	10	20
2	1	1	0	--	2	8	7
2	0	1	1	--	1	6	8
2	1	1	0	--	2	8	6
1	0	0	1	--	1	3	3
2	2	0	0	--	4	8	4
1	0	1	0	--	0	2	5
2	2	0	0	--	4	9	5
1	0	1	0	--	0	4	7
2	1	1	0	--	2	11	7
1	1	0	0	--	2	7	2
2	0	2	0	--	0	5	8
1	0	1	0	--	0	2	5
2	0	1	1	--	1	5	8
1	1	0	0	--	2	10	3
1	1	0	0	--	2	6	1
1	0	1	0	--	0	2	3
1	0	0	1	--	1	4	4
1	0	0	1	--	1	2	2
1	0	1	0	--	0	1	2
1	0	1	0	0	0	2	5
1	1	0	0	0	2	4	3
1	1	0	0	0	2	3	2
1	0	1	--	0	0	2	5
1	0	1	--	0	0	1	2
1	0	1	--	0	0	2	5
1	0	0	--	1	1	1	1
1	0	1	--	0	0	1	3
1	0	0	--	1	1	3	4
1	0	1	--	0	0	2	4
1	0	1	--	0	0	1	3
1	1	0	--	0	2	3	2
1	1	0	--	0	2	3	1
1	1	0	--	0	2	2	0
1	0	1	--	0	0	2	4
1	1	0	--	0	2	2	1
<b>61</b>	<b>19</b>	<b>34</b>	<b>6</b>	<b>2</b>	<b>46</b>	<b>172</b>	<b>224</b>

Crypto.com Arena, 1111 South Figueroa Street, Los Angeles, CA 90015, 213.742.7100, Fax: 310.535.4525, @LAKingsPR

## 2023-24 WASHINGTON CAPITALS vs. LOS ANGELES KINGS

**CAPITALS WON SEASON SERIES,  
2-0-0 • LOS ANGELES 0-2-0**

**2023-24 Meetings**  
Nov. 29 at Los Angeles, W, 2-1  
Jan. 7 at Washington, W, 4-3

Washington	Kings	Capitals	Attend	Goaltenders	W. Goal
JAN. 7, 2024	3	4	18,573	DARCY KUEMPER / CAM TALBOT	JOHN CARLSON

Los Angeles	Kings	Capitals	Attend	Goaltenders	W. Goal
NOV. 29, 2023	1	2	18,145	CHARLIE LINDGREN / CAM TALBOT	CONNOR MCMICHAEL

CAPITALS	GP	G	A	P	+/-	PIM	PP	SH	GW	EN	S	%
Nicolas Aube-Kubel	2	1	2	3	3	0	0	0	0	0	1	100.0
John Carlson	2	1	1	2	4	2	0	0	1	0	5	20.0
Nic Dowd	2	1	1	2	3	2	0	0	0	0	3	33.3
Anthony Mantha	2	1	1	2	1	0	0	0	0	0	6	16.7
Connor McMichael	2	1	1	2	1	2	0	0	1	0	6	16.7
Aliaksei Protas	2	0	2	2	1	0	0	0	0	0	4	0.0
Dylan Strome	2	1	0	1	1	2	0	0	0	0	3	33.3
Alex Ovechkin	2	0	1	1	0	0	0	0	0	0	2	0.0
Max Pacioretty	1	0	1	1	1	0	0	0	0	0	2	0.0
Beck Malenstyn	2	0	1	1	3	0	0	0	0	0	2	0.0
Nick Jensen	2	0	0	0	2	0	0	0	0	0	2	0.0
Evgeny Kuznetsov	2	0	0	0	-1	0	0	0	0	0	0	--
Joel Edmundson	2	0	0	0	2	2	0	0	0	0	3	0.0
Tom Wilson	2	0	0	0	-1	0	0	0	0	0	5	0.0
Trevor van Riemsdyk	2	0	0	0	0	0	0	0	0	0	2	0.0
Sonny Milano	1	0	0	0	0	0	0	0	0	0	0	--
Ethan Bear	1	0	0	0	-1	2	0	0	0	0	1	0.0
Matthew Phillips	1	0	0	0	0	0	0	0	0	0	0	--
Martin Fehervary	2	0	0	0	2	0	0	0	0	0	1	0.0
Rasmus Sandin	1	0	0	0	-1	0	0	0	0	0	1	0.0
Hendrix Lapierre	1	0	0	0	0	0	0	0	0	0	0	--

KINGS	GP	G	A	P	+/-	PIM	PP	SH	GW	EN	S	%
Kevin Fiala	2	2	0	2	0	0	1	0	0	0	9	22.2
Adrian Kempe	2	1	0	1	-2	0	1	0	0	0	11	9.1
Arthur Kaliyev	2	1	0	1	0	0	0	0	0	0	8	12.5
Anze Kopitar	2	0	1	1	-1	0	0	0	0	0	4	0.0
Drew Doughty	2	0	1	1	1	0	0	0	0	0	7	0.0
Phillip Danault	2	0	1	1	0	0	0	0	0	0	4	0.0
Andreas Englund	2	0	1	1	-2	0	0	0	0	0	0	--
Mikey Anderson	2	0	1	1	1	0	0	0	0	0	8	0.0
Jordan Spence	1	0	1	1	0	0	0	0	0	0	0	--
Quinton Byfield	2	0	1	1	-1	0	0	0	0	0	6	0.0
Trevor Lewis	2	0	0	0	0	0	0	0	0	0	1	0.0
Vladislav Gavrikov	2	0	0	0	-3	2	0	0	0	0	2	0.0
Matt Roy	2	0	0	0	-4	0	0	0	0	0	4	0.0
Carl Grundstrom	2	0	0	0	-1	0	0	0	0	0	4	0.0
Pierre-Luc Dubois	2	0	0	0	-3	0	0	0	0	0	1	0.0
Trevor Moore	2	0	0	0	-1	0	0	0	0	0	4	0.0
Jaret Anderson-Dolan	1	0	0	0	0	0	0	0	0	0	0	--
Blake Lizotte	1	0	0	0	0	0	0	0	0	0	3	0.0
Alex Laferriere	2	0	0	0	-3	0	0	0	0	0	3	0.0
Brandt Clarke	1	0	0	0	-1	0	0	0	0	0	1	0.0

GOALTENDER	GP	MIN	GA	GAA	SO	W	L	OT	SA	SV%
Darcy Kuemper	1	60	3	3.00	0	1	0	0	41	.927
Charlie Lindgren	1	60	1	1.00	0	1	0	0	39	.974

GOALTENDER	GP	MIN	GA	GAA	SO	W	L	OT	SA	SV%
Cam Talbot	2	117	6	3.09	0	0	2	0	49	.878

POWER PLAY/PENALTY	
<b>POWER PLAY:</b> 0 - 1 (0%)	<b>PENALTY KILLING:</b> 4 - 6 (66.7%)

POWER PLAY/PENALTY	
<b>POWER PLAY:</b> 2 - 6 (33.3%)	<b>PENALTY KILLING:</b> 1 - 1 (100%)

# Minnesota Wild



## CLUB INFORMATION

Founded ..... 2000-01  
 Home Arena ..... Xcel Energy Center (17,954)  
 Stanley Cups ..... None  
 General Manager ..... Bill Guerin  
 Head Coach ..... John Hynes  
 Assistant Coaches ..... Patrick Dwyer, Jason King  
 Director of Media Relations ..... Aaron Sickman  
 2023-24 Record ..... 39-34-9 (87 points)  
 2023-24 Finish ..... 6th, Central Division  
 2023-24 Playoffs ..... DNP

## SERIES INFORMATION

	Overall	at Washington	at Minnesota
All-Time Series (W-L-T-OT)	WSH leads, 16-13-0-2	WSH leads, 10-5-0-0	WSH trails, 6-8-0-2
Current Streak	1 MIN win (1/23/24)	1 WSH win (10/27/23)	3 MIN wins (1/8/22-1/23/24)
Last Washington Win	10/27/23 (3-2 SO)	10/27/23 (3-2 SO)	3/1/20 (4-3)
Last Minnesota Win	1/23/24 (3-5)	1/17/23 (2-4)	1/23/24 (3-5)
Last Tie	None	None	None
Last Overtime Game	10/27/23 (W, 3-2 SO)	10/27/23 (W, 3-2 SO)	1/8/22 (L, 2-3 SO)
Overtime Record	3-2-0	2-0-0	1-2-0
Last 10 Games (W-L-OT)	4-5-1	6-4-0	6-3-1
Longest Unbeaten Streak	8 (3/19/15-11/13/18)	4 (2/26/08-11/7/13)	7 (3/19/15-1/8/22)
Longest Winning Streak	8 (3/19/15-11/13/18)	4 (2/26/08-11/7/13)	6 (3/19/15-3/1/20)
Longest Winless Streak	4 (two times)	3 (3/22/19-1/17/23)	7 (1/10/01-1/4/14)
Longest Losing Streak	4 (two times)	3 (3/22/19-1/17/23)	3 (two times)
Washington Shutouts (Last)	1 (3/25/12)	1 (3/25/12)	None
Minnesota Shutouts (Last)	2 (11/16/02)	None	2 (11/16/02)
Last Washington Hat Trick	A. Ovechkin (3/28/17)	None	A. Ovechkin (3/28/17)
Last Minnesota Hat Trick	M. Boldy (3/19/23)	None	M. Boldy (3/19/23)
Most Washington Goals	5 (three times)	4 (two times)	5 (three times)
Most Minnesota Goals	5 (four times)	5 (4/3/22)	5 (three times)

## ALL-TIME SERIES HISTORY

Season	GP	W	L	T	OT	P	GF	GA
2000-01	2	1	1	0	0	2	2	4
2001-02	1	1	0	0	0	2	2	1
2002-03	2	0	2	0	0	0	3	5
2003-04	1	0	1	0	0	0	1	2
2005-06								
2006-07	1	0	0	--	1	1	2	2
2007-08	1	1	0	--	0	2	4	1
2008-09	1	0	1	--	0	0	3	4
2009-10	1	1	0	--	0	2	3	1
2010-11	1	0	1	--	0	0	1	2
2011-12	1	1	0	--	0	2	3	0
2012-13								
2013-14	2	1	1	--	0	2	5	7
2014-15	2	1	1	--	0	2	4	4
2015-16	2	2	0	--	0	4	7	5
2016-17	2	2	0	--	0	4	9	6
2017-18	2	2	0	--	0	4	8	3
2018-19	2	1	1	--	0	2	6	4
2019-20	1	1	0	--	0	2	4	3
2020-21								
2021-22	2	0	1	--	1	1	3	7
2022-23	2	0	2	--	0	0	5	9
2023-24	2	1	1	--	0	2	5	7
<b>Totals</b>	<b>31</b>	<b>16</b>	<b>13</b>	<b>0</b>	<b>2</b>	<b>34</b>	<b>80</b>	<b>77</b>

## HOME

GP	W	L	T	OT	P	GF	GA
1	1	0	0	0	2	2	1
1	1	0	0	0	2	2	1
1	0	1	0	0	0	3	4
1	1	0	--	0	2	4	1
1	1	0	--	0	2	3	1
1	1	0	--	0	2	3	0
1	1	0	--	0	2	2	2
1	0	1	--	0	0	1	2
1	1	0	--	0	2	3	2
1	1	0	--	0	2	4	2
1	1	0	--	0	2	3	1
1	0	1	--	0	0	1	2
1	0	1	--	0	0	1	5
1	0	1	--	0	0	2	4
1	1	0	--	0	2	2	2
<b>15</b>	<b>10</b>	<b>5</b>	<b>0</b>	<b>0</b>	<b>20</b>	<b>36</b>	<b>30</b>

## AWAY

GP	W	L	T	OT	P	GF	GA
1	0	1	0	0	0	0	3
1	0	1	0	0	0	0	1
1	0	1	0	0	0	1	2
1	0	0	--	1	1	2	2
1	0	1	--	0	0	3	4
1	0	1	--	0	0	1	2
1	0	1	--	0	0	3	5
1	1	0	--	0	2	3	2
1	1	0	--	0	2	4	3
1	1	0	--	0	2	5	4
1	1	0	--	0	2	5	2
1	1	0	--	0	2	5	2
1	1	0	--	0	2	4	3
1	0	0	--	1	1	2	2
1	0	1	--	0	0	3	5
1	0	1	--	0	0	3	5
<b>16</b>	<b>6</b>	<b>8</b>	<b>0</b>	<b>2</b>	<b>14</b>	<b>44</b>	<b>47</b>

## 2023-24 WASHINGTON CAPITALS vs. MINNESOTA WILD

**CAPITALS LOST SEASON SERIES,  
1-1-0 • MINNESOTA 1-0-1**

**2023-24 Meetings**  
Oct. 27 at Washington, W, 3-2 (SO)  
Jan. 23 at Minnesota, L, 3-5

Washington	Wild	Capitals	Attend	Goaltenders	W. Goal
OCT. 27, 2023	2	3	16,602	DARCY KUEMPER / MARC-ANDRE FLEURY	JOHN CARLSON

Minnesota	Wild	Capitals	Attend	Goaltenders	W. Goal
JAN. 23, 2024	5	3	18,437	FILIP GUSTAVSSON / DARCY KUEMPER	JOEL ERIKSSON EK

CAPITALS	GP	G	A	P	+/-	PIM	PP	SH	GW	EN	S	%
Anthony Mantha	2	2	0	2	1	2	0	0	0	0	4	50.0
Evgeny Kuznetsov	2	0	2	2	-1	4	0	0	0	0	5	0.0
T.J. Oshie	2	1	0	1	-4	0	1	0	0	0	6	16.7
Tom Wilson	2	1	0	1	2	2	0	1	0	0	4	25.0
Dylan Strome	2	1	0	1	-2	2	1	0	0	0	4	25.0
Alex Ovechkin	2	0	1	1	-2	0	0	0	0	0	6	0.0
Max Pacioretty	1	0	1	1	-2	0	0	0	0	0	4	0.0
John Carlson	2	0	1	1	-1	2	0	0	0	0	5	0.0
Nic Dowd	1	0	1	1	1	2	0	0	0	0	1	0.0
Trevor van Riemsdyk	2	0	1	1	-2	2	0	0	0	0	5	0.0
Beck Malenstyn	2	0	1	1	0	0	0	0	0	0	3	0.0
Martin Fehervary	2	0	1	1	-3	0	0	0	0	0	4	0.0
Connor McMichael	2	0	1	1	-2	0	0	0	0	0	2	0.0
Nicklas Backstrom	1	0	0	0	-1	0	0	0	0	0	1	0.0
Nick Jensen	2	0	0	0	0	0	0	0	0	0	0	--
Joel Edmundson	1	0	0	0	0	0	0	0	0	0	0	--
Sonny Milano	1	0	0	0	-1	0	0	0	0	0	4	0.0
Nicolas Aube-Kubel	1	0	0	0	-1	0	0	0	0	0	3	0.0
Matthew Phillips	1	0	0	0	0	0	0	0	0	0	0	--
Alexander Alexeyev	1	0	0	0	-1	0	0	0	0	0	0	--
Rasmus Sandin	2	0	0	0	-1	0	0	0	0	0	3	0.0
Aliaksei Protas	2	0	0	0	-1	0	0	0	0	0	2	0.0

WILD	GP	G	A	P	+/-	PIM	PP	SH	GW	EN	S	%
Marcus Johansson	2	2	1	3	1	0	0	0	0	0	8	25.0
Marcus Foligno	2	1	2	3	3	0	0	0	0	0	5	20.0
Ryan Hartman	2	1	1	2	1	2	0	0	0	0	7	14.3
Joel Eriksson Ek	2	1	1	2	2	0	0	0	1	0	6	16.7
Marco Rossi	2	1	1	2	2	4	0	0	0	0	4	25.0
Brock Faber	2	1	0	1	2	0	0	0	0	0	4	25.0
Patrick Maroon	2	0	1	1	-1	4	0	0	0	0	7	0.0
Zach Bogosian	1	0	1	1	-1	0	0	0	0	0	1	0.0
Mats Zuccarello	2	0	1	1	1	0	0	0	0	0	5	0.0
Jonas Brodin	2	0	1	1	3	2	0	0	0	0	5	0.0
Matt Boldy	1	0	1	1	2	0	0	0	0	0	2	0.0
Alex Goligoski	1	0	0	0	-1	0	0	0	0	0	2	0.0
Jon Merrill	1	0	0	0	1	0	0	0	0	0	0	--
Dakota Mermis	2	0	0	0	3	0	0	0	0	0	1	0.0
Frederick Gaudreau	1	0	0	0	0	0	0	0	0	0	1	0.0
Jake Middleton	2	0	0	0	2	4	0	0	0	0	2	0.0
Kirill Kaprizov	2	0	0	0	1	0	0	0	0	0	6	0.0
Brandon Duhaime	2	0	0	0	-1	0	0	0	0	0	2	0.0
Vinni Lettieri	1	0	0	0	0	0	0	0	0	0	2	0.0
Calen Addison	1	0	0	0	0	0	0	0	0	0	0	--
Connor Dewar	1	0	0	0	0	0	0	0	0	0	1	0.0
Jake Lucchini	1	0	0	0	0	0	0	0	0	0	0	--
Daemon Hunt	1	0	0	0	0	0	0	0	0	0	0	--

GOALTENDER	GP	MIN	GA	GAA	SO	W	L	OT	SA	SV%
Darcy Kuemper	2	124	7	3.39	0	1	1	0	71	.901

GOALTENDER	GP	MIN	GA	GAA	SO	W	L	OT	SA	SV%
Marc-Andre Fleury	1	64	2	1.87	0	0	0	1	33	.939
Filip Gustavsson	1	60	3	3.00	0	1	0	0	33	.909

POWER PLAY/PENALTY	
<b>POWER PLAY:</b> 2 - 7 (28.6%)	<b>PENALTY KILLING:</b> 7 - 7 (100%)

POWER PLAY/PENALTY	
<b>POWER PLAY:</b> 0 - 7 (0%)	<b>PENALTY KILLING:</b> 5 - 7 (71.4%)

# Montreal Canadiens



## CLUB INFORMATION

Founded ..... 1909-10, 1917-18 (NHL)  
 Home Arena ..... Bell Centre (21,302)  
 Stanley Cups ..... 24 (most recent, 1993)  
 General Manager ..... Kent Hughes  
 Head Coach ..... Martin St-Louis  
 Assistant Coaches ..... Trevor Letowski, Stephane Robidas  
 Vice President, Hockey Communications ..... Chantal Machabee  
 2023-24 Record ..... 30-36-16 (76 points)  
 2023-24 Finish ..... 8th, Atlantic Division  
 2023-24 Playoffs ..... DNO

## SERIES INFORMATION

	Overall	at Washington	at Montreal
All-Time Series (W-L-T-OT)	WSH leads, 80-76-17-7	WSH leads, 42-35-9-3	WSH trails, 38-41-8-4
Current Streak	1 WSH win (2/17/24)	1 MTL win (2/6/24)	1 WSH win (2/17/24)
Last Washington Win	2/17/24 (4-3)	12/31/22 (9-2)	2/17/24 (4-3)
Last Montreal Win	2/6/24 (2-5)	2/6/24 (2-5)	10/21/23 (2-3 OT)
Last Tie	1/25/03 (1-1)	10/16/98 (2-2)	1/25/03 (1-1)
Last Overtime Game	10/21/23 (L, 2-3)	2/20/20 (L, 3-4 OT)	10/21/23 (L, 2-3)
Overtime Record	8-5-17	1-1-8	7-4-9
Last 10 Games (W-L-OT)	6-2-2	5-4-1	7-2-1
Longest Unbeaten Streak	11 (11/28/09-3/31/12)	14 (3/5/79-12/6/86)	15 (11/28/09-3/24/18)
Longest Winning Streak	7 (3/27/96-11/15/97)	6 (12/10/83-12/6/86)	7 (3/15/11-1/25/14)
Longest Winless Streak	34 (10/31/74-11/5/79)	17 (10/31/74-10/30/79)	23 (10/31/74-2/26/83)
Longest Losing Streak	23 (10/31/74-3/25/78)	11 (10/31/74-2/17/78)	21 (1/4/75-12/14/81)
Washington Shutouts (Last)	15 (1/25/14)	5 (12/28/10)	10 (1/25/14)
Montreal Shutouts (Last)	20 (1/31/15)	9 (2/9/03)	11 (1/31/15)
Last Washington Hat Trick	A. Ovechkin (12/31/22)	A. Ovechkin (12/31/22)	B. Laich (2/10/10)
Last Montreal Hat Trick	J. Armia (4/6/23)	V. Dampousse (2/4/94)	J. Armia (4/6/23)
Most Washington Goals	9 (12/31/22)	9 (12/31/22)	8 (4/16/22)
Most Montreal Goals	11 (two times)	11 (11/10/74)	11 (4/2/77)

## ALL-TIME SERIES HISTORY

Season	GP	W	L	T	OT	P	GF	GA
1974-75	6	0	6	0	--	0	9	49
1975-76	6	0	6	0	--	0	9	34
1976-77	6	0	6	0	--	0	5	34
1977-78	6	0	5	1	--	1	13	31
1978-79	8	0	7	1	--	1	17	43
1979-80	4	1	2	1	--	3	8	11
1980-81	4	0	2	2	--	2	10	18
1981-82	3	2	1	0	--	4	11	9
1982-83	3	0	1	2	--	2	7	10
1983-84	3	3	0	0	--	6	11	3
1984-85	3	1	1	1	--	3	7	6
1985-86	3	2	0	1	--	5	12	9
1986-87	3	3	0	0	--	6	10	6
1987-88	3	1	1	1	--	3	8	8
1988-89	3	1	1	1	--	3	6	4
1989-90	3	2	1	0	--	4	12	10
1990-91	3	0	3	0	--	0	5	11
1991-92	3	3	0	0	--	6	11	6
1992-93	3	2	0	1	--	5	8	3
1993-94	4	1	2	1	--	3	8	12
1994-95	3	1	2	0	--	2	7	8
1995-96	4	3	1	0	--	6	13	7
1996-97	4	4	0	0	--	8	11	4
1997-98	4	2	1	1	--	5	13	12
1998-99	4	1	1	2	--	4	7	9
1999-00	4	3	1	0	0	6	10	2
2000-01	4	3	1	0	0	6	15	11
2001-02	4	1	3	0	0	2	10	13
2002-03	4	2	1	1	0	5	9	7
2003-04	4	1	3	0	0	2	8	16
2005-06	4	2	1	--	1	5	13	10
2006-07	4	1	3	--	0	2	10	14
2007-08	4	2	2	--	0	4	12	17
2008-09	4	3	1	--	0	6	12	9
2009-10	4	2	1	--	1	5	14	14
2010-11	4	3	0	--	1	7	11	4
2011-12	4	4	0	--	0	8	12	3
2012-13	3	2	1	--	0	4	9	7
2013-14	3	2	1	--	0	4	9	5
2014-15	3	1	0	--	2	4	5	6
2015-16	3	2	1	--	0	4	9	7
2016-17	3	2	1	--	0	4	8	5
2017-18	3	2	1	--	0	4	14	8
2018-19	3	2	1	--	0	4	11	11
2019-20	3	1	1	--	1	3	9	11
2020-21								
2021-22	3	3	0	--	0	6	19	9
2022-23	3	2	1	--	0	4	14	9
2023-24	3	1	1	--	1	3	8	11
<b>Total</b>	<b>180</b>	<b>80</b>	<b>76</b>	<b>17</b>	<b>7</b>	<b>184</b>	<b>489</b>	<b>566</b>

## HOME

GP	W	L	T	OT	P	GF	GA
3	0	3	0	--	0	3	21
3	0	3	0	--	0	5	13
3	0	3	0	--	0	1	11
3	0	2	1	--	1	9	17
4	0	3	1	--	1	11	24
2	1	0	1	--	3	5	3
2	0	0	2	--	2	5	5
2	2	0	0	--	4	8	3
1	0	0	1	--	1	3	3
2	2	0	0	--	4	6	1
1	1	0	0	--	2	3	1
2	2	0	0	--	4	8	5
1	1	0	0	--	2	3	1
2	1	1	0	--	2	6	6
1	1	0	0	--	2	4	1
2	1	1	0	--	2	8	7
1	0	1	0	--	0	3	4
2	2	0	0	--	4	7	4
1	1	0	0	--	2	4	0
2	0	1	1	--	1	2	6
1	1	0	0	--	2	5	1
2	2	0	0	--	4	9	2
2	2	0	0	--	4	6	3
2	0	1	1	--	1	7	8
2	0	1	1	--	1	2	5
2	1	1	0	0	2	6	2
2	2	0	0	0	4	7	4
2	1	1	0	0	2	7	6
2	1	1	0	0	2	4	3
2	1	1	0	0	2	6	7
2	1	1	--	0	2	6	6
2	1	1	--	0	2	6	5
2	1	1	--	0	2	7	9
2	2	0	--	0	4	6	3
2	1	1	--	0	2	6	5
2	1	0	--	1	3	5	2
2	2	0	--	0	4	6	3
1	0	1	--	0	0	1	4
2	1	1	--	0	2	4	5
1	0	0	--	1	1	1	1
2	1	1	--	0	2	6	5
1	0	1	--	0	0	1	2
2	1	1	--	0	2	8	4
1	1	0	--	0	2	2	1
2	0	1	--	1	1	5	9
1	1	0	--	0	2	6	3
2	2	0	--	0	4	12	3
1	0	1	--	0	0	2	5
<b>89</b>	<b>42</b>	<b>35</b>	<b>9</b>	<b>3</b>	<b>96</b>	<b>253</b>	<b>252</b>

## AWAY

GP	W	L	T	OT	P	GF	GA
3	0	3	0	--	0	6	28
3	0	3	0	--	0	4	21
3	0	3	0	--	0	4	23
3	0	3	0	--	0	4	14
4	0	4	0	--	0	6	19
2	0	2	0	--	0	3	8
2	0	2	0	--	0	5	13
1	0	1	0	--	0	3	6
2	0	1	1	--	1	4	7
1	1	0	0	--	2	5	2
2	0	1	1	--	1	4	5
1	0	0	1	--	1	4	4
2	2	0	0	--	4	7	5
1	0	0	1	--	1	2	2
2	0	1	1	--	1	2	3
1	1	0	0	--	2	4	3
2	0	2	0	--	0	2	7
1	1	0	0	--	2	4	2
2	1	0	1	--	3	4	3
2	1	1	0	--	2	6	6
2	0	2	0	--	0	2	7
2	1	1	0	--	1	4	4
2	1	1	0	--	2	4	5
2	1	1	0	--	4	5	1
2	2	0	0	--	4	6	4
2	1	0	1	--	3	5	4
2	2	0	0	0	4	4	0
2	1	1	0	0	2	8	7
2	0	2	0	0	0	3	7
2	1	0	1	0	3	5	4
2	0	2	0	0	0	2	9
2	1	0	--	1	3	7	4
2	0	2	--	0	0	4	9
2	1	1	--	0	2	5	8
2	1	1	--	0	2	6	6
2	1	0	--	1	3	8	9
2	2	0	--	0	4	6	2
2	2	0	--	0	4	6	0
2	2	0	--	0	4	8	3
1	1	0	--	0	2	5	0
2	1	0	--	1	3	4	5
1	1	0	--	0	2	3	2
2	2	0	--	0	4	7	3
1	1	0	--	0	2	6	4
2	1	1	--	0	2	9	10
1	1	0	--	0	2	4	2
2	2	0	--	0	4	13	6
1	0	1	--	0	0	2	6
2	1	0	--	1	3	6	6
<b>91</b>	<b>38</b>	<b>41</b>	<b>8</b>	<b>4</b>	<b>88</b>	<b>236</b>	<b>314</b>

Bell Centre, 1909, avenue des Canadiens-de-Montréal, Montréal, Qué. H3B 5E8, 514.932.2582, Fax: 514.932.8285,

## 2023-24 WASHINGTON CAPITALS vs. MONTREAL CANADIENS

**CAPITALS LOST SEASON SERIES,  
1-1-1 • MONTREAL 2-1-0**

**2023-24 Meetings**  
Oct. 21 at Montreal, L, 2-3 (OT)  
Feb. 6 at Washington, L, 2-5  
Feb. 17 at Montreal, W, 4-3

Washington	Canadiens	Capitals	Attend	Goaltenders	W. Goal
FEB. 6, 2024	5	2	16,959	SAM MONTEMBEAULT / CHARLIE LINDGREN	MICHAEL PEZZETTA

Montreal	Canadiens	Capitals	Attend	Goaltenders	W. Goal
OCT. 21, 2023	3	2	21,105	JAKE ALLEN / DARCY KUEMPER	COLE CAUFIELD
FEB. 17, 2024	3	4	21,105	DARCY KUEMPER / JAKE ALLEN	ALIAKSEI PROTAS

CAPITALS	GP	G	A	P	+/-	PIM	PP	SH	GW	EN	S	%
Dylan Strome	3	2	3	5	3	0	0	0	0	0	18	11.1
Alex Ovechkin	3	1	2	3	2	2	0	0	0	0	14	7.1
Anthony Mantha	3	1	1	2	2	4	0	0	0	0	3	33.3
Aliaksei Protas	3	1	1	2	1	2	0	0	1	0	5	20.0
John Carlson	3	0	2	2	1	2	0	0	0	0	5	0.0
T.J. Oshie	3	1	0	1	-1	0	1	0	0	0	3	33.3
Sonny Milano	2	1	0	1	1	4	0	0	0	0	1	100.0
Rasmus Sandin	3	1	0	1	-2	0	0	0	0	0	2	50.0
Max Pacioretty	2	0	1	1	0	0	0	0	0	0	9	0.0
Nick Jensen	3	0	1	1	0	0	0	0	0	0	4	0.0
Nic Dowd	2	0	1	1	-3	0	0	0	0	0	3	0.0
Evgeny Kuznetsov	1	0	1	1	0	2	0	0	0	0	2	0.0
Joel Edmundson	2	0	1	1	1	0	0	0	0	0	2	0.0
Matthew Phillips	1	0	1	1	1	0	0	0	0	0	0	--
Martin Fehervary	3	0	1	1	0	0	0	0	0	0	7	0.0
Nicklas Backstrom	1	0	0	0	0	0	0	0	0	0	5	0.0
Michael Sgarbossa	2	0	0	0	1	0	0	0	0	0	4	0.0
Tom Wilson	3	0	0	0	-2	4	0	0	0	0	2	0.0
Trevor van Riemsdyk	3	0	0	0	-1	0	0	0	0	0	7	0.0
Nicolas Aube-Kubel	1	0	0	0	-1	0	0	0	0	0	1	0.0
Beck Malenstyn	3	0	0	0	-3	0	0	0	0	0	3	0.0
Hardy Haman Aktell	1	0	0	0	-1	2	0	0	0	0	1	0.0
Connor McMichael	3	0	0	0	-1	2	0	0	0	0	5	0.0

CANADIENS	GP	G	A	P	+/-	PIM	PP	SH	GW	EN	S	%
Nick Suzuki	3	3	3	6	1	0	1	0	0	0	10	30.0
Mike Matheson	3	0	4	4	1	2	0	0	0	0	7	0.0
Juraj Slafkovsky	3	2	1	3	1	2	1	0	0	0	10	20.0
Cole Caufield	3	1	2	3	2	0	0	0	1	0	15	6.7
Sean Monahan	1	1	1	2	1	0	1	0	0	0	1	100.0
Arber Xhekaj	3	1	1	2	1	0	0	0	0	0	3	33.3
Joel Armia	2	0	2	2	2	2	0	0	0	0	7	0.0
Brendan Gallagher	2	1	0	1	-1	2	0	0	0	0	3	33.3
Michael Pezzetta	3	1	0	1	0	0	0	0	1	0	1	100.0
Alex Newhook	2	1	0	1	1	2	0	0	0	0	3	33.3
Tanner Pearson	3	0	1	1	-2	4	0	0	0	0	2	0.0
Jake Evans	3	0	1	1	-2	0	0	0	0	0	1	0.0
Rafael Harvey-Pinard	2	0	1	1	0	2	0	0	0	0	2	0.0
Joshua Roy	1	0	1	1	2	0	0	0	0	0	0	--
David Savard	3	0	0	0	1	0	0	0	0	0	2	0.0
Josh Anderson	3	0	0	0	-2	2	0	0	0	0	7	0.0
Brandon Gignac	2	0	0	0	-1	0	0	0	0	0	0	--
Johnathan Kovacevic	3	0	0	0	-1	2	0	0	0	0	3	0.0
Jordan Harris	1	0	0	0	-1	0	0	0	0	0	0	--
Jesse Ylonen	2	0	0	0	-1	0	0	0	0	0	1	0.0
Jayden Struble	2	0	0	0	0	0	0	0	0	0	4	0.0
Kaiden Guhle	2	0	0	0	0	0	0	0	0	0	2	0.0
Justin Barron	1	0	0	0	0	0	0	0	0	0	0	--
Lucas Condotta	1	0	0	0	1	0	0	0	0	0	1	0.0

GOALTENDER	GP	MIN	GA	GAA	SO	W	L	OT	SA	SV%
Darcy Kuemper	3	167	8	2.87	0	1	0	1	76	.895
Charlie Lindgren	1	13	3	13.72	0	0	1	0	9	.667

GOALTENDER	GP	MIN	GA	GAA	SO	W	L	OT	SA	SV%
Jake Allen	2	118	6	3.04	0	1	1	0	67	.910
Sam Montembeault	1	60	2	2.00	0	1	0	0	39	.949

POWER PLAY/PENALTY	
<b>POWER PLAY:</b> 1 - 9 (11.1%)	<b>PENALTY KILLING:</b> 8 - 11 (72.7%)

POWER PLAY/PENALTY	
<b>POWER PLAY:</b> 3 - 11 (27.3%)	<b>PENALTY KILLING:</b> 8 - 9 (88.9%)



# Nashville Predators



## CLUB INFORMATION

Founded ..... 1998-99  
 Home Arena ..... Bridgestone Arena (17,159)  
 Stanley Cups ..... None  
 General Manager ..... Barry Trotz  
 Head Coach ..... Andrew Brunette  
 Assistant Coaches ..... Todd Richards, Darby Hendrickson, Derek MacKenzie  
 Director of Media Relations ..... Nick Barnowski  
 2023-24 Record ..... 47-30-5 (99 points)  
 2023-24 Finish ..... 4th, Central Division  
 2023-24 Playoffs ..... W. Conference First Round (def. by VAN, 4-2)

## SERIES INFORMATION

	Overall	at Washington	at Nashville
All-Time Series (W-L-T-OT)	WSH tied 16-17-1-3	WSH leads, 9-7-0-2	WSH trails, 7-10-1-1
Current Streak	3 NSH wins (1/6/23-12/30/23)	2 NSH wins (1/6/23-12/30/23)	1 NSH win (12/16/23)
Last Washington Win	10/29/22 (3-0)	12/29/21 (5-3)	10/29/22 (3-0)
Last Nashville Win	12/30/23 (2-3 SO)	12/30/23 (2-3 SO)	12/16/23 (1-3)
Last Tie	2/8/02 (3-3)	None	2/8/02 (3-3)
Last Overtime Game	12/30/23 (L, 2-3 SO)	12/30/23 (L, 2-3 SO)	3/30/14 (L, 3-4 SO)
Overtime Record	4-2-2	2-1-1	2-1-1
Last 10 Games (W-L-OT)	3-6-1	3-5-2	3-6-1
Longest Unbeaten Streak	5 (3/18/08-10/16/10)	4 (10/28/08-12/7/13)	3 (3/18/08-10/16/10)
Longest Winning Streak	5 (3/18/08-10/16/10)	4 (10/28/08-12/7/13)	3 (3/18/08-10/16/10)
Longest Winless Streak	8 (2/25/17-1/29/20)	4 (3/16/2017-1/29/20)	4 (2/25/17-10/10/19)
Longest Losing Streak	6 (11/14/17-1/29/20)	3 (4/5/18-1/29/20)	4 (2/25/17-10/10/19)
Washington Shutouts (Last)	2 (10/29/22)	1 (11/26/99)	1 (10/29/22)
Nashville Shutouts (Last)	None	None	None
Last Washington Hat Trick	None	None	None
Last Nashville Hat Trick	V. Arvidsson (1/15/19)	None	V. Arvidsson (1/15/19)
Most Washington Goals	5 (five times)	5 (three times)	5 (two times)
Most Nashville Goals	7 (1/15/19)	6 (12/31/18)	7 (1/15/19)

## ALL-TIME SERIES HISTORY

Season	GP	W	L	T	OT	P	GF	GA
1998-99	2	0	2	0	--	0	3	6
1999-00	2	2	0	0	0	4	5	2
2000-01	2	1	1	0	0	2	3	4
2001-02	1	0	0	1	0	1	3	3
2002-03	1	1	0	0	0	2	5	4
2003-04	1	0	1	0	0	0	2	5
2005-06	1	0	1	--	0	0	2	5
2006-07								
2007-08	1	1	0	--	0	2	4	2
2008-09	2	2	0	--	0	4	5	4
2009-10	1	1	0	--	0	2	2	2
2010-11	1	1	0	--	0	2	3	2
2011-12	2	1	1	--	0	2	5	4
2012-13								
2013-14	2	1	0	--	1	3	8	5
2014-15	2	0	2	--	0	0	6	8
2015-16	2	2	0	--	0	4	9	4
2016-17	2	0	1	--	1	1	3	7
2017-18	2	0	2	--	0	0	6	10
2018-19	2	0	2	--	0	0	5	13
2019-20	2	0	2	--	0	0	9	11
2020-21								
2021-22	2	2	0	--	0	4	9	4
2022-23	2	1	1	--	0	2	5	3
2023-24	2	0	1	--	1	1	3	5
<b>Totals</b>	<b>37</b>	<b>16</b>	<b>17</b>	<b>1</b>	<b>3</b>	<b>36</b>	<b>105</b>	<b>113</b>

## HOME

GP	W	L	T	OT	P	GF	GA
1	0	1	0	--	0	2	3
1	1	0	0	0	2	1	0
1	1	0	0	0	2	2	1
0	0	0	0	0	0	0	0
1	1	0	0	0	2	5	4
0	0	0	0	0	0	0	0
1	0	1	--	0	0	2	5
0	0	0		0	0	0	0
1	1	0	--	0	2	3	3
1	1	0	--	0	2	2	2
0	0	0		0	0	0	0
1	1	0	--	0	2	4	1
1	1	0	--	0	2	5	2
1	0	1	--	0	0	3	4
1	1	0	--	0	2	4	1
1	0	0	--	1	1	1	2
1	0	1	--	0	0	3	4
1	0	1	--	0	0	3	6
1	0	1	--	0	0	4	5
1	1	0	--	0	2	5	3
1	0	1	--	0	0	2	3
1	0	0	--	1	1	2	2
<b>18</b>	<b>9</b>	<b>7</b>	<b>0</b>	<b>2</b>	<b>20</b>	<b>53</b>	<b>51</b>

## AWAY

GP	W	L	T	OT	P	GF	GA
1	0	1	0	--	0	1	3
1	1	0	0	0	2	4	2
1	0	1	0	0	0	1	3
1	0	0	1	0	1	3	3
0	0	0	0	0	0	0	0
1	0	1	0	0	0	2	5
0	0	0		0	0	0	0
1	1	0	--	0	2	4	2
1	1	0	--	0	2	2	1
0	0	0		0	0	0	0
1	1	0	--	0	2	3	2
1	0	1	--	0	0	1	3
1	0	0	--	1	1	3	3
1	0	1	--	0	0	3	4
1	1	0	--	0	2	5	3
1	0	1	--	0	0	2	5
1	0	1	--	0	0	3	6
1	0	1	--	0	0	2	7
1	0	1	--	0	0	5	6
1	1	0	--	0	2	4	1
1	1	0	--	0	2	3	0
1	0	1	--	0	0	1	3
<b>19</b>	<b>7</b>	<b>10</b>	<b>1</b>	<b>1</b>	<b>16</b>	<b>52</b>	<b>62</b>

## 2023-24 WASHINGTON CAPITALS vs. NASHVILLE PREDATORS

**CAPITALS LOST SEASON SERIES,  
0-1-1 • NASHVILLE 2-0-0**

**2023-24 Meetings**  
Dec. 16 at Nashville, L, 1-3  
Dec. 30 at Washington, L, 2-3 (50)

Washington	Predators	Capitals	Attend	Goaltenders	W. Goal
DEC. 30, 2023	3	2	18,573	YAROSLAV ASKAROV / HUNTER SHEPARD	GUSTAV NYQUIST

Nashville	Predators	Capitals	Attend	Goaltenders	W. Goal
DEC. 16, 2023	3	1	17,267	JUUSE SAROS / CHARLIE LINDGREN	PHILIP TOMASINO

CAPITALS	GP	G	A	P	+/-	PIM	PP	SH	GW	EN	S	%
Alex Ovechkin	2	1	1	2	-1	4	0	0	0	0	8	12.5
Dylan Strome	2	0	2	2	-1	2	0	0	0	0	3	0.0
T.J. Oshie	1	1	0	1	-2	0	1	0	0	0	3	33.3
Beck Malenstyn	2	1	0	1	1	0	0	0	0	0	3	33.3
Nic Dowd	2	0	1	1	1	0	0	0	0	0	2	0.0
Trevor van Riemsdyk	2	0	1	1	1	2	0	0	0	0	1	0.0
Aliaksei Protas	2	0	1	1	1	0	0	0	0	0	4	0.0
John Carlson	2	0	0	0	0	0	0	0	0	0	4	0.0
Nick Jensen	2	0	0	0	-3	0	0	0	0	0	1	0.0
Evgeny Kuznetsov	2	0	0	0	-1	0	0	0	0	0	4	0.0
Joel Edmundson	2	0	0	0	-2	2	0	0	0	0	2	0.0
Tom Wilson	2	0	0	0	-1	5	0	0	0	0	5	0.0
Anthony Mantha	2	0	0	0	0	0	0	0	0	0	0	--
Nicolas Aube-Kubel	2	0	0	0	1	0	0	0	0	0	0	--
Ethan Bear	1	0	0	0	1	0	0	0	0	0	2	0.0
Matthew Phillips	1	0	0	0	0	0	0	0	0	0	0	--
Martin Fehervary	1	0	0	0	0	0	0	0	0	0	2	0.0
Rasmus Sandin	2	0	0	0	0	0	0	0	0	0	3	0.0
Joe Snively	1	0	0	0	0	0	0	0	0	0	0	--
Connor McMichael	2	0	0	0	0	2	0	0	0	0	4	0.0
Hendrix Lapierre	1	0	0	0	0	0	0	0	0	0	0	--

PREDATORS	GP	G	A	P	+/-	PIM	PP	SH	GW	EN	S	%
Roman Josi	2	1	1	2	2	0	1	0	0	0	5	20.0
Colton Sissons	2	1	0	1	0	0	1	0	0	0	1	100.0
Yakov Trenin	2	1	0	1	0	0	0	0	0	0	3	33.3
Philip Tomasino	2	1	0	1	2	0	0	0	1	0	1	100.0
Luke Evangelista	2	1	0	1	0	2	0	0	0	0	8	12.5
Gustav Nyquist	2	0	1	1	-1	0	0	0	0	0	0	--
Ryan O'Reilly	2	0	1	1	-1	0	0	0	0	0	4	0.0
Filip Forsberg	2	0	1	1	-1	0	0	0	0	0	9	0.0
Michael McCarron	2	0	1	1	1	7	0	0	0	0	5	0.0
Tommy Novak	2	0	1	1	1	0	0	0	0	0	4	0.0
Alexandre Carrier	2	0	1	1	0	2	0	0	0	0	2	0.0
Dante Fabbro	1	0	1	1	1	0	0	0	0	0	1	0.0
Cole Smith	2	0	1	1	2	2	0	0	0	0	3	0.0
Ryan McDonagh	2	0	0	0	0	2	0	0	0	0	3	0.0
Luke Schenn	2	0	0	0	-1	2	0	0	0	0	2	0.0
Tyson Barrie	1	0	0	0	0	0	0	0	0	0	0	--
Jeremy Lauzon	2	0	0	0	0	2	0	0	0	0	3	0.0
Cody Glass	1	0	0	0	0	2	0	0	0	0	0	--
Kiefer Sherwood	1	0	0	0	0	0	0	0	0	0	4	0.0
Juuso Parssinen	2	0	0	0	0	0	0	0	0	0	1	0.0

GOALTENDER	GP	MIN	GA	GAA	SO	W	L	OT	SA	SV%
Charlie Lindgren	1	58	3	3.12	0	0	1	0	23	.870
Hunter Shepard	1	65	2	1.85	0	0	0	1	36	.944

GOALTENDER	GP	MIN	GA	GAA	SO	W	L	OT	SA	SV%
Yaroslav Askarov	1	65	2	1.85	0	1	0	0	29	.931
Juuse Saros	1	60	1	1.00	0	1	0	0	22	.955

POWER PLAY/PENALTY	
<b>POWER PLAY:</b> 1 - 7 (14.3%)	<b>PENALTY KILLING:</b> 3 - 5 (60%)

POWER PLAY/PENALTY	
<b>POWER PLAY:</b> 2 - 5 (40%)	<b>PENALTY KILLING:</b> 6 - 7 (85.7%)

# New Jersey Devils



## CLUB INFORMATION

Founded . . . 1974-75 (Kansas City), 1976-77 (Colorado), 1982-83 (N.J.)  
 Home Arena . . . Prudential Center (16,514)  
 Stanley Cups . . . 3 (most recent, 2003)  
 President . . . Jake Reynolds  
 Executive V.P./General Manager . . . Tom Fitzgerald  
 Head Coach . . . Sheldon Keefe  
 Assistant Coaches . . . Sergei Brylin, Ryan McGill, Chris Taylor, Jeremy Colliton  
 S.V.P., Communications & Team Operations . . . Pete Albietz  
 2023-24 Record . . . 38-39-5 (81 points)  
 2023-24 Finish . . . 7th, Metropolitan Division  
 2023-24 Playoffs . . . DNO

## SERIES INFORMATION

	Overall	at Washington	at New Jersey
All-Time Series (W-L-T-OT)	WSH leads, 127-79-13-18	WSH leads, 72-31-6-11	WSH leads, 55-48-7-7
Current Streak	1 WSH win (2/20/24)	1 WSH win (2/20/24)	2 WSH wins (10/25/23-11/10/23)
Last Washington Win	2/20/24 (6-2)	2/20/24 (6-2)	11/10/23 (4-2)
Last New Jersey Win	1/3/24 (3-6)	1/3/24 (3-6)	11/26/22 (1-5)
Last Tie	1/1/04 (2-2)	1/1/04 (2-2)	2/25/95 (3-3)
Last Overtime Game	4/13/23 (L, 4-5)	4/13/23 (L, 4-5)	4/2/21 (W, 2-1)
Overtime Record	8-13-15	3-6-8	5-7-7
Last 10 Games (W-L-OT)	5-2-3	6-1-3	8-2-0
Longest Unbeaten Streak	17 (11/8/82-12/4/84)	24 (3/18/80-3/1/88)	8 (two times)
Longest Winning Streak	9 (2/21/21-10/21/21)	14 (3/28/84-3/1/88)	7 (12/6/14-10/13/17)
Longest Winless Streak	10 (2/15/95-11/12/96)	4 (three times)	7 (12/28/02-12/29/06)
Longest Losing Streak	7 (4/12/95-11/12/96)	4 (two times)	5 (1/24/90-2/25/91)
Washington Shutouts (Last)	17 (3/26/21)	10 (3/26/21)	7 (3/25/16)
New Jersey Shutouts (Last)	11 (10/11/18)	5 (11/14/14)	6 (10/11/18)
Last Washington Hat Trick	A. Ovechkin (1/16/20)	A. Ovechkin (1/16/20)	None
Last New Jersey Hat Trick	J. Hughes (11/26/22)	Z. Parise (3/2/12)	J. Hughes (11/26/22)
Most Washington Goals	9 (four times)	9 (three times)	9 (2/15/79)
Most New Jersey Goals	8 (10/28/77)	6 (seven times)	8 (10/28/77)

## ALL-TIME SERIES HISTORY

Season	GP	W	L	T	OT	P	GF	GA
1974-75	4	1	3	0	--	2	11	15
1975-76	4	1	2	1	--	3	14	16
1976-77	4	3	1	0	--	6	11	5
1977-78	4	2	1	1	--	5	15	18
1978-79	4	3	1	0	--	6	24	9
1979-80	4	1	1	2	--	4	9	8
1980-81	4	3	0	1	--	7	19	15
1981-82	3	1	2	0	--	2	14	12
1982-83	7	6	0	1	--	13	29	18
1983-84	7	5	0	2	--	12	26	13
1984-85	7	4	2	1	--	9	25	17
1985-86	7	6	1	0	--	12	32	20
1986-87	7	6	1	0	--	12	31	20
1987-88	7	5	2	0	--	10	28	22
1988-89	7	3	4	0	--	6	30	35
1989-90	7	4	3	0	--	8	27	25
1990-91	7	4	3	0	--	8	22	17
1991-92	7	5	2	0	--	10	29	25
1992-93	7	2	5	0	--	4	25	25
1993-94	5	2	3	0	--	4	15	18
1994-95	4	0	3	1	--	1	6	11
1995-96	5	0	5	0	--	0	5	14
1996-97	6	2	3	1	--	5	15	13
1997-98	5	2	2	1	--	5	10	8
1998-99	5	2	3	0	--	4	8	12
1999-00	4	3	1	0	0	6	15	11
2000-01	4	2	2	0	0	4	14	14
2001-02	4	2	1	0	1	5	13	9
2002-03	4	1	1	0	2	4	6	10
2003-04	4	1	1	1	1	4	6	8
2005-06	4	0	3	--	1	1	10	17
2006-07	4	1	3	--	0	2	10	13
2007-08	4	2	1	--	1	5	10	7
2008-09	4	2	0	--	2	6	16	11
2009-10	4	1	2	--	1	3	10	11
2010-11	4	3	1	--	0	6	15	8
2011-12	4	1	1	--	2	4	8	11
2012-13	3	1	1	--	1	3	9	7
2013-14	4	1	2	--	1	3	9	9
2014-15	5	4	1	--	0	8	17	6
2015-16	4	4	0	--	0	8	12	8
2016-17	4	3	0	--	1	7	13	5
2017-18	4	3	0	--	1	7	18	11
2018-19	4	3	1	--	0	6	13	10
2019-20	4	2	2	--	0	4	14	13
2020-21	8	8	0	--	0	16	32	19
2021-22	3	2	0	--	1	5	11	8
2022-23	4	1	1	--	2	4	13	15
2023-24	4	3	1	--	0	6	19	14
<b>Total</b>	<b>237</b>	<b>127</b>	<b>79</b>	<b>13</b>	<b>18</b>	<b>285</b>	<b>793</b>	<b>666</b>

## HOME

GP	W	L	T	OT	P	GF	GA
2	1	1	0	--	2	7	5
2	0	1	1	--	1	7	9
2	2	0	0	--	4	8	1
2	1	0	1	--	3	10	7
2	1	1	0	--	2	11	5
2	1	1	0	--	2	5	4
2	2	0	0	--	4	12	9
1	1	0	0	--	2	7	1
4	4	0	0	--	8	16	8
3	2	0	1	--	5	17	9
4	4	0	0	--	8	18	7
3	3	0	0	--	6	18	9
4	4	0	0	--	8	15	8
3	2	1	0	--	4	13	11
4	2	2	0	--	4	22	21
3	2	1	0	--	4	16	14
4	4	0	0	--	8	17	5
3	2	1	0	--	4	11	12
4	1	3	0	--	2	17	16
3	1	2	0	--	2	7	12
2	0	2	0	--	0	1	4
2	0	2	0	--	0	3	5
3	1	1	1	--	3	6	6
3	2	0	1	--	5	7	2
2	0	2	0	--	0	2	7
2	2	0	0	0	4	8	4
2	1	1	0	0	2	9	8
2	1	0	0	1	3	9	5
2	1	1	0	0	2	4	6
2	1	0	1	0	3	5	3
2	0	1	--	1	1	6	7
2	0	2	--	0	0	3	7
2	1	0	--	1	3	4	4
2	1	0	--	1	3	6	4
2	1	0	--	1	3	6	3
2	2	0	--	0	4	12	3
2	0	1	--	1	1	2	7
2	1	1	--	0	2	7	4
2	1	0	--	1	3	7	5
3	2	1	--	0	4	9	5
2	2	0	--	0	4	9	6
2	1	0	--	1	3	2	1
2	2	0	--	0	4	10	5
2	2	0	--	0	4	9	3
2	1	1	--	0	2	6	7
4	4	0	--	0	8	17	10
2	1	0	--	1	3	7	7
2	0	0	--	2	2	6	7
2	1	1	--	0	2	9	8
<b>120</b>	<b>72</b>	<b>31</b>	<b>6</b>	<b>11</b>	<b>161</b>	<b>445</b>	<b>326</b>

## AWAY

GP	W	L	T	OT	P	GF	GA
2	0	2	0	--	0	4	10
2	1	1	0	--	2	7	7
2	1	1	0	--	2	3	4
2	1	1	0	--	2	5	11
2	2	0	0	--	4	13	4
2	0	0	2	--	2	4	4
2	1	0	1	--	3	7	6
2	0	2	0	--	0	7	11
3	2	0	1	--	5	13	10
4	3	0	1	--	7	9	4
3	0	2	1	--	1	7	10
4	3	1	0	--	6	14	11
3	2	1	0	--	4	16	12
4	3	1	0	--	6	15	11
3	1	2	0	--	2	8	14
4	2	2	0	--	4	11	11
3	0	3	0	--	0	5	12
4	3	1	0	--	6	18	13
3	1	2	0	--	2	8	9
2	1	1	0	--	2	8	6
2	0	1	1	--	1	5	7
3	0	3	0	--	0	2	9
3	1	2	0	--	2	9	7
2	0	2	0	--	0	3	6
3	2	1	0	--	4	6	5
2	1	1	0	0	2	7	7
2	1	1	0	0	2	5	6
2	0	1	0	0	1	1	5
2	0	2	--	0	0	4	10
2	1	1	--	0	2	7	6
2	1	1	--	0	2	6	3
2	1	0	--	1	3	10	7
2	0	2	--	0	0	4	8
2	1	1	--	0	2	3	5
2	1	0	--	1	3	6	4
1	0	0	--	1	1	2	3
2	0	2	--	0	0	2	4
2	2	0	--	0	4	8	1
2	2	0	--	0	4	3	2
2	2	0	--	0	4	11	4
2	1	0	--	1	3	8	6
2	1	1	--	0	2	4	7
2	1	1	--	0	2	8	6
4	4	0	--	0	8	15	9
1	1	0	--	0	2	4	1
2	1	1	--	0	2	7	8
2	2	0	--	0	4	10	6
<b>117</b>	<b>55</b>	<b>48</b>	<b>7</b>	<b>7</b>	<b>124</b>	<b>348</b>	<b>340</b>

Prudential Center, 25 Lafayette Street, Newark, NJ 07102, 973.757.6100, Fax: 973.757.6399, @NJDevils

## 2023-24 WASHINGTON CAPITALS vs. NEW JERSEY DEVILS

**CAPITALS WON SEASON SERIES,  
3-1-0 • NEW JERSEY 1-3-0**

### 2023-24 Meetings

Oct. 25 at New Jersey, W, 6-4  
Nov. 10 at New Jersey, W, 4-2  
Jan. 3 at Washington, L, 3-6  
Feb. 20 at Washington, W, 6-2

Washington	Devils	Capitals	Attend	Goaltenders	W. Goal
JAN. 3, 2024	6	3	17,156	NICO DAWS / HUNTER SHEPARD	MICHAEL MCLEOD
FEB. 20, 2024	2	6	17,232	CHARLIE LINDGREN / NICO DAWS	DYLAN STROME

New Jersey	Devils	Capitals	Attend	Goaltenders	W. Goal
OCT. 25, 2023	4	6	16,117	HUNTER SHEPARD / VITEK VANECEK	CONNOR MCMICHAEL
NOV. 10, 2023	2	4	16,514	CHARLIE LINDGREN / AKIRA SCHMID	EVGENY KUZNETSOV

CAPITALS	GP	G	A	P	+/-	PIM	PP	SH	GW	EN	S	%
Alex Ovechkin	4	3	5	8	3	4	1	0	0	1	15	20.0
Evgeny Kuznetsov	3	3	3	6	0	2	0	0	1	1	7	42.9
Dylan Strome	4	3	2	5	1	0	1	0	1	0	9	33.3
Connor McMichael	4	4	0	4	0	0	1	0	1	0	9	44.4
John Carlson	4	1	2	3	-2	0	1	0	0	0	8	12.5
Anthony Mantha	3	1	2	3	1	0	0	0	0	0	5	20.0
Sonny Milano	3	1	2	3	1	2	0	0	0	0	2	50.0
Tom Wilson	4	0	3	3	0	2	0	0	0	0	10	0.0
Rasmus Sandin	4	0	3	3	2	0	0	0	0	0	1	0.0
Nicolas Aube-Kubel	2	1	1	2	2	0	0	0	0	0	2	50.0
T.J. Oshie	3	0	2	2	0	4	0	0	0	0	3	0.0
Martin Fehervary	3	0	2	2	0	0	0	0	0	0	4	0.0
Aliaksei Protas	4	0	2	2	-1	0	0	0	0	0	6	0.0
Michael Sgarbossa	1	1	0	1	0	0	0	0	0	0	4	25.0
Beck Malenstyn	4	1	0	1	0	0	0	0	0	0	5	20.0
Nicklas Backstrom	1	0	1	1	1	0	0	0	0	0	1	0.0
Max Pacioretty	2	0	1	1	0	2	0	0	0	0	3	0.0
Lucas Johansen	1	0	1	1	2	2	0	0	0	0	0	--
Nick Jensen	4	0	0	0	2	0	0	0	0	0	2	0.0
Nic Dowd	3	0	0	0	0	0	0	0	0	0	3	0.0
Joel Edmundson	1	0	0	0	-1	0	0	0	0	0	1	0.0
Trevor van Riemsdyk	3	0	0	0	1	0	0	0	0	0	1	0.0
Ethan Bear	2	0	0	0	-2	0	0	0	0	0	2	0.0
Hardy Haman Aktell	1	0	0	0	0	0	0	0	0	0	0	--
Matthew Phillips	3	0	0	0	-2	0	0	0	0	0	0	--
Alexander Alexeyev	1	0	0	0	2	0	0	0	0	0	1	0.0

DEVILS	GP	G	A	P	+/-	PIM	PP	SH	GW	EN	S	%
Tyler Toffoli	4	2	3	5	2	0	0	0	0	0	12	16.7
Nico Hischier	3	3	1	4	0	2	1	0	0	0	11	27.3
Jack Hughes	3	0	4	4	0	0	0	0	0	0	12	0.0
Dawson Mercer	4	3	0	3	-2	2	0	0	0	0	9	33.3
Timo Meier	3	2	1	3	-3	2	0	0	0	0	8	25.0
Michael McLeod	3	2	1	3	3	0	0	0	1	0	4	50.0
Erik Haula	4	1	2	3	1	0	0	0	0	0	8	12.5
Alexander Holtz	4	1	2	3	0	0	0	0	0	0	5	20.0
John Marino	3	0	2	2	0	2	0	0	0	0	1	0.0
Luke Hughes	4	0	2	2	-3	0	0	0	0	0	5	0.0
Brendan Smith	4	0	1	1	-4	4	0	0	0	0	2	0.0
Colin Miller	2	0	1	1	3	2	0	0	0	0	5	0.0
Curtis Lazar	4	0	1	1	-1	0	0	0	0	0	3	0.0
Jesper Bratt	4	0	1	1	-2	0	0	0	0	0	9	0.0
Nathan Bastian	4	0	1	1	-2	4	0	0	0	0	7	0.0
Simon Nemecek	2	0	1	1	2	0	0	0	0	0	1	0.0
Ondrej Palat	3	0	0	0	-2	0	0	0	0	0	5	0.0
Dougie Hamilton	2	0	0	0	-2	2	0	0	0	0	3	0.0
Chris Tierney	2	0	0	0	-1	0	0	0	0	0	1	0.0
Tomas Nosek	2	0	0	0	-1	0	0	0	0	0	0	--
Jonas Siegenthaler	4	0	0	0	-1	4	0	0	0	0	2	0.0
Kevin Bahl	4	0	0	0	1	0	0	0	0	0	2	0.0

GOALTENDER	GP	MIN	GA	GAA	SO	W	L	OT	SA	SV%
Charlie Lindgren	2	119	4	2.02	0	2	0	0	65	.938
Hunter Shepard	2	120	10	5.00	0	1	1	0	50	.800

GOALTENDER	GP	MIN	GA	GAA	SO	W	L	OT	SA	SV%
Nico Daws	2	119	9	4.53	0	1	1	0	52	.827
Akira Schmid	2	68	4	3.56	0	0	1	0	29	.862
Vitek Vanecek	2	48	4	5.02	0	0	1	0	21	.810

POWER PLAY/PENALTY	
POWER PLAY: 4 - 12 (33.3%)	PENALTY KILLING: 8 - 9 (88.9%)

POWER PLAY/PENALTY	
POWER PLAY: 1 - 9 (11.1%)	PENALTY KILLING: 8 - 12 (66.7%)

# New York Islanders



## CLUB INFORMATION

Founded ..... 1972-73  
 Home Arena ..... UBS Arena (17,255)  
 Stanley Cups ..... 4 (most recent, 1983)  
 President of Hockey Operations & GM ..... Lou Lamoriello  
 Head Coach ..... Patrick Roy  
 Assistant Coaches... John MacLean, Benoit Desrosiers, Tommy Albelin  
 Vice President of Communications ..... Kimber Auerbach  
 2023-24 Record ..... 39-27-16 (94 points)  
 2023-24 Finish ..... 3rd, Metropolitan Division  
 2023-24 Playoffs ..... E. Conference First Round (def. by CAR, 4-1)

## SERIES INFORMATION

	Overall	at Washington	at New York
All-Time Series (W-L-T-OT)	WSH leads, 124-98-13-7	WSH leads, 63-43-11-4	WSH leads, 61-55-2-3
Current Streak	1 NYI win (12/29/23)	1 WSH win (12/20/23)	1 NYI win (12/29/23)
Last Washington Win	12/20/23 (3-2 OT)	12/20/23 (3-2 OT)	11/11/23 (4-1)
Last New York Win	12/29/23 (1-5)	11/2/23 (0-3)	12/29/23 (1-5)
Last Tie	11/27/01 (5-5)	10/21/00 (4-4)	11/27/01 (5-5)
Last Overtime Game	12/20/23 (W, 3-2 OT)	12/20/23 (W, 3-2 OT)	1/16/23 (W, 4-3 OT)
Overtime Record	16-9-15	8-4-12	8-5-3
Last 10 Games (W-L-OT)	5-4-1	7-2-1	6-4-0
Longest Unbeaten Streak	22 (4/12/97-3/30/02)	15 (4/12/97-10/9/03)	10 (10/8/97-11/27/01)
Longest Winning Streak	11 (3/12/98-3/15/00)	6 (11/24/00-10/9/03)	9 (10/8/97-3/6/01)
Longest Winless Streak	19 (10/20/74-1/16/79)	9 (10/24/74-11/17/78)	19 (1/2/75-10/21/82)
Longest Losing Streak	9 (10/20/74-1/15/77)	4 (two times)	13 (2/4/78-10/21/82)
Washington Shutouts (Last)	9 (1/15/22)	4 (4/27/21)	5 (1/15/22)
New York Shutouts (Last)	19 (11/2/23)	13 (11/2/23)	6 (4/22/21)
Last Washington Hat Trick	Ovechkin (1/18/20)	P. Bondra (2/3/96)	Ovechkin (1/18/20)
Last New York Hat Trick	M. Barzal (4/1/21)	B. Guerin (10/18/07)	M. Barzal (4/1/21)
Most Washington Goals	8 (1/1/92)	8 (1/1/92)	7 (four times)
Most New York Goals	8 (five times)	8 (10/8/83)	8 (four times)

## ALL-TIME SERIES HISTORY

Season	GP	W	L	T	OT	P	GF	GA
1974-75	4	0	4	0	--	0	3	22
1975-76	4	0	4	0	--	0	8	22
1976-77	4	0	1	3	--	3	8	9
1977-78	4	0	4	0	--	0	3	19
1978-79	4	1	3	0	--	2	11	18
1979-80	4	2	2	0	--	4	13	9
1980-81	4	0	4	0	--	0	10	17
1981-82	8	0	7	1	--	1	20	39
1982-83	7	2	4	1	--	5	20	32
1983-84	7	3	4	0	--	6	27	28
1984-85	7	4	3	0	--	8	27	26
1985-86	7	4	3	0	--	8	30	26
1986-87	7	3	2	2	--	8	18	23
1987-88	7	2	4	1	--	5	24	26
1988-89	7	4	3	0	--	8	29	27
1989-90	7	3	4	0	--	6	24	25
1990-91	7	7	0	0	--	14	30	17
1991-92	7	4	2	1	--	9	28	24
1992-93	7	4	3	0	--	8	23	18
1993-94	5	1	3	1	--	3	12	17
1994-95	4	4	0	0	--	8	20	14
1995-96	5	4	1	0	--	8	21	14
1996-97	5	1	4	0	--	2	7	14
1997-98	6	5	0	1	--	11	20	9
1998-99	4	4	0	0	--	8	16	8
1999-00	4	4	0	0	0	8	15	10
2000-01	4	3	0	1	0	7	13	7
2001-02	4	2	1	1	0	5	16	14
2002-03	4	4	0	0	0	8	12	5
2003-04	4	2	2	0	0	4	14	10
2005-06	4	1	3	--	0	2	11	17
2006-07	4	1	3	--	0	2	6	16
2007-08	4	1	1	--	2	4	8	11
2008-09	4	4	0	--	0	8	17	10
2009-10	4	3	0	--	1	7	17	12
2010-11	4	4	0	--	0	8	9	5
2011-12	4	2	2	--	0	4	10	14
2012-13	3	1	2	--	0	2	5	9
2013-14	4	3	1	--	0	6	12	8
2014-15	4	2	0	--	2	6	12	11
2015-16	4	3	0	--	1	7	13	9
2016-17	5	2	3	--	0	4	11	13
2017-18	4	3	1	--	0	6	18	12
2018-19	4	2	2	--	0	4	7	7
2019-20	4	2	2	--	0	4	14	14
2020-21	8	6	2	--	0	12	23	18
2021-22	4	2	2	--	0	4	7	12
2022-23	4	3	0	--	1	7	15	7
2023-24	4	2	2	--	0	4	8	11
<b>Totals</b>	<b>242</b>	<b>124</b>	<b>98</b>	<b>13</b>	<b>7</b>	<b>268</b>	<b>745</b>	<b>765</b>

## HOME

GP	W	L	T	OT	P	GF	GA	
2	0	2	0	--	0	0	12	
2	0	2	0	--	0	2	9	
2	0	0	2	--	2	4	4	
2	0	2	0	--	0	0	10	
2	1	1	0	--	2	8	8	
2	2	0	0	--	4	10	2	
2	0	2	0	--	0	5	7	
4	0	3	1	--	1	8	14	
3	1	1	1	--	3	7	11	
4	2	2	0	--	4	22	15	
3	2	1	0	--	4	10	10	
4	2	2	0	--	4	16	15	
3	1	0	2	--	4	7	6	
4	1	2	1	--	3	15	15	
3	3	0	0	--	6	14	10	
4	2	2	0	--	4	14	13	
3	3	0	0	--	6	12	9	
4	2	1	1	--	5	16	11	
3	0	3	0	--	0	6	11	
3	1	1	1	--	3	8	7	
2	2	0	0	--	4	11	7	
2	2	0	0	--	4	10	8	
3	1	2	0	--	2	6	6	
3	2	0	1	--	5	10	5	
2	2	0	0	--	4	9	4	
2	2	0	0	0	4	8	5	
2	1	0	1	0	3	5	4	
2	2	0	0	0	4	7	4	
2	2	0	0	0	4	7	3	
2	1	1	0	0	2	10	6	
2	1	1	--	0	2	8	7	
2	1	1	--	0	2	3	7	
2	0	1	--	1	1	4	7	
2	2	0	--	0	4	10	5	
2	1	0	--	1	3	7	8	
2	2	0	--	0	4	4	2	
2	1	1	--	0	2	3	5	
2	1	1	--	0	2	3	4	
2	1	1	--	0	2	6	3	
2	2	0	--	0	4	7	4	
2	1	0	--	1	3	6	6	
2	1	1	--	0	2	2	4	
2	2	0	--	0	4	10	6	
2	0	2	--	0	0	0	5	
2	0	2	--	0	0	6	9	
4	4	0	--	0	8	13	6	
2	1	1	--	0	2	4	7	
2	1	0	--	1	3	6	3	
2	1	1	--	0	2	3	5	
2	1	1	--	0	2	3	5	
<b>Totals</b>	<b>121</b>	<b>63</b>	<b>43</b>	<b>11</b>	<b>4</b>	<b>141</b>	<b>372</b>	<b>354</b>

## AWAY

GP	W	L	T	OT	P	GF	GA	
2	0	2	0	--	0	3	10	
2	0	2	0	--	0	6	13	
2	0	1	1	--	1	4	5	
2	0	2	0	--	0	3	9	
2	0	2	0	--	0	3	10	
2	0	2	0	--	0	3	7	
2	0	2	0	--	0	5	10	
4	0	4	0	--	0	12	25	
4	1	3	0	--	2	13	21	
3	1	2	0	--	2	5	13	
4	2	2	0	--	4	17	16	
3	2	1	0	--	4	14	11	
4	2	2	0	--	4	11	17	
3	1	2	0	--	2	9	11	
4	1	3	0	--	2	15	17	
3	1	2	0	--	2	10	12	
4	4	0	0	--	8	18	8	
3	2	1	0	--	4	12	13	
4	4	0	0	--	8	17	7	
2	0	2	0	--	0	4	10	
2	2	0	0	--	4	9	7	
3	2	1	0	--	4	11	6	
2	0	2	0	--	0	1	8	
3	3	0	0	--	6	10	4	
2	2	0	0	--	4	7	4	
2	2	0	0	0	4	7	5	
2	2	0	0	0	4	8	3	
2	0	1	1	0	1	9	10	
2	2	0	0	0	4	5	2	
2	1	1	0	0	2	4	4	
2	0	2	--	0	0	3	10	
2	0	2	--	0	0	3	9	
2	1	0	--	1	3	4	4	
2	2	0	--	0	4	7	5	
2	2	0	--	0	4	10	4	
2	2	0	--	0	4	5	3	
2	1	1	--	0	2	7	9	
1	0	1	--	0	0	2	5	
2	2	0	--	0	4	6	5	
2	0	0	--	2	2	5	7	
2	2	0	--	0	4	7	3	
3	1	2	--	0	2	9	9	
2	1	1	--	0	2	8	6	
2	2	0	--	0	4	7	2	
2	2	0	--	0	4	8	5	
4	2	2	--	0	4	10	12	
2	1	1	--	0	2	3	5	
2	2	0	--	0	4	9	4	
2	1	1	--	0	2	5	6	
<b>Totals</b>	<b>121</b>	<b>61</b>	<b>55</b>	<b>2</b>	<b>3</b>	<b>127</b>	<b>373</b>	<b>411</b>

UBS Arena, 2400 Hempstead Turnpike, Elmont, NY 11003, @NYIslanders

## 2023-24 WASHINGTON CAPITALS vs. NEW YORK ISLANDERS

**CAPITALS LOST SEASON SERIES,  
2-2-0 • NEW YORK 2-1-1**

**2023-24 Meetings**  
Nov. 2 at Washington, L, 0-3  
Nov. 11 at New York, W, 4-1  
Dec. 20 at Washington, W, 3-2 (OT)  
Dec. 29 at New York, L, 1-5

Washington	Islanders	Capitals	Attend	Goaltenders	W. Goal
NOV. 2, 2023	3	0	16,209	SEMYON VARLAMOV / DARCY KUEMPER	RYAN PULOCK
DEC. 20, 2023	2	3	18,573	DARCY KUEMPER / SEMYON VARLAMOV	DYLAN STROME

New York	Islanders	Capitals	Attend	Goaltenders	W. Goal
NOV. 11, 2023	1	4	16,519	HUNTER SHEPARD / SEMYON VARLAMOV	NIC DOWD
DEC. 29, 2023	5	1	17,255	ILYA SOROKIN / DARCY KUEMPER	NOAH DOBSON

CAPITALS	GP	G	A	P	+/-	PIM	PP	SH	GW	EN	S	%
Alex Ovechkin	4	2	1	3	-4	0	0	0	0	1	14	14.3
Nicolas Aube-Kubel	3	1	1	2	2	2	0	0	0	0	8	12.5
Aliaksei Protas	4	1	1	2	3	2	0	0	0	0	6	16.7
Hendrix Lapierre	3	1	1	2	0	0	0	0	0	0	6	16.7
John Carlson	4	0	2	2	-1	0	0	0	0	0	9	0.0
Rasmus Sandin	4	0	2	2	-2	4	0	0	0	0	6	0.0
Nic Dowd	3	1	0	1	1	0	0	0	1	0	6	16.7
Joel Edmundson	2	1	0	1	-1	0	0	0	0	0	5	20.0
Dylan Strome	4	1	0	1	-8	0	1	0	1	0	9	11.1
Nick Jensen	4	0	1	1	-2	2	0	0	0	0	5	0.0
Evgeny Kuznetsov	4	0	1	1	0	0	0	0	0	0	7	0.0
Anthony Mantha	3	0	1	1	0	2	0	0	0	0	7	0.0
Beck Malenstyn	4	0	1	1	0	2	0	0	0	0	6	0.0
Matthew Phillips	4	0	1	1	0	0	0	0	0	0	1	0.0
Connor McMichael	3	0	1	1	0	2	0	0	0	0	7	0.0
T.J. Oshie	2	0	0	0	-1	0	0	0	0	0	1	0.0
Tom Wilson	4	0	0	0	-5	0	0	0	0	0	7	0.0
Trevor van Riemsdyk	3	0	0	0	-1	0	0	0	0	0	5	0.0
Sonny Milano	2	0	0	0	0	0	0	0	0	0	3	0.0
Lucas Johansen	1	0	0	0	2	0	0	0	0	0	1	0.0
Hardy Haman Aktell	2	0	0	0	-1	0	0	0	0	0	1	0.0
Martin Fehervary	3	0	0	0	-2	0	0	0	0	0	1	0.0
Alexander Alexeyev	1	0	0	0	0	2	0	0	0	0	0	--
Ivan Miroshnichenko	1	0	0	0	0	0	0	0	0	0	2	0.0

ISLANDERS	GP	G	A	P	+/-	PIM	PP	SH	GW	EN	S	%
Jean-Gabriel Pageau	4	2	3	5	2	0	0	0	0	0	10	20.0
Julien Gauthier	1	2	1	3	4	0	0	0	0	0	2	100.0
Bo Horvat	4	0	3	3	2	0	0	0	0	0	9	0.0
Brock Nelson	4	1	1	2	-2	2	0	0	0	0	9	11.1
Hudson Fasching	4	1	1	2	2	0	0	0	0	0	2	50.0
Alexander Romanov	4	1	1	2	6	0	0	0	0	0	11	9.1
Simon Holmstrom	4	1	1	2	3	0	0	0	0	0	4	25.0
Anders Lee	4	1	0	1	1	0	0	0	0	0	8	12.5
Ryan Pulock	2	1	0	1	0	0	0	0	1	0	6	16.7
Noah Dobson	4	1	0	1	4	4	0	0	1	0	10	10.0
Cal Clutterbuck	4	0	1	1	1	0	0	0	0	0	0	--
Kyle Palmieri	4	0	1	1	-3	2	0	0	0	0	5	0.0
Scott Mayfield	2	0	1	1	1	0	0	0	0	0	5	0.0
Pierre Engvall	4	0	1	1	-1	2	0	0	0	0	9	0.0
Mathew Barzal	4	0	1	1	1	2	0	0	0	0	8	0.0
Samuel Bolduc	3	0	1	1	2	0	0	0	0	0	5	0.0
Robert Bortuzzo	2	0	0	0	1	0	0	0	0	0	3	0.0
Matt Martin	3	0	0	0	-1	0	0	0	0	0	2	0.0
Casey Cizikas	3	0	0	0	1	0	0	0	0	0	4	0.0
Mike Reilly	2	0	0	0	-2	0	0	0	0	0	3	0.0
Adam Pelech	1	0	0	0	0	2	0	0	0	0	0	--
Sebastian Aho	4	0	0	0	-3	4	0	0	0	0	6	0.0
Oliver Wahlstrom	1	0	0	0	0	0	0	0	0	0	1	0.0

GOALTENDER	GP	MIN	GA	GAA	SO	W	L	OT	SA	SV%
Darcy Kuemper	3	173	10	3.47	0	1	2	0	82	.878
Charlie Lindgren	1	7	0	0.00	0	0	0	0	3	1.000
Hunter Shepard	1	60	1	1.00	0	1	0	0	37	.973

GOALTENDER	GP	MIN	GA	GAA	SO	W	L	OT	SA	SV%
Ilya Sorokin	1	60	1	1.00	0	1	0	0	27	.963
Semyon Varlamov	3	178	6	2.02	1	1	1	1	95	.937

POWER PLAY/PENALTY
<b>POWER PLAY:</b> 1 - 9 (11.1%)
<b>PENALTY KILLING:</b> 9 - 9 (100%)

POWER PLAY/PENALTY
<b>POWER PLAY:</b> 0 - 9 (0%)
<b>PENALTY KILLING:</b> 8 - 9 (88.9%)

# New York Rangers



## CLUB INFORMATION

Founded ..... 1926-27  
 Home Arena ..... Madison Square Garden (18,006)  
 Stanley Cups ..... 4 (most recent, 1994)  
 President and General Manager and Alternate Gov. .... Chris Drury  
 Head Coach ..... Peter Laviolette  
 Associate Coach ..... Phil Housley  
 Assistant Coaches ..... Dan Muse, Michael Peca  
 Vice President, Communications ..... Ryan Nissan  
 2023-24 Record ..... 55-23-4 (114 points)  
 2023-24 Finish ..... 1st, Metropolitan Division  
 2023-24 Playoffs ..... E. Conference Third Round (def. by FLA, 4-2)

## SERIES INFORMATION

	Overall	at Washington	at New York
All-Time Series (W-L-T-OT)	WSH leads, 117-101-18-8	WSH leads, 65-43-9-4	WSH trails, 52-58-9-4
Current Streak	1 NYR win (1/14/24)	2 WSH wins (12/9/23-1/13/24)	3 NYR wins (3/14/23-1/14/24)
Last Washington Win	1/13/24 (3-2)	1/13/24 (3-2)	12/27/22 (4-0)
Last New York Win	1/14/24 (1-2)	4/2/23 (2-5)	1/14/24 (1-2)
Last Tie	1/4/03 (2-2)	1/5/96 (4-4)	1/4/03 (2-2)
Last Overtime Game	3/5/20 (L, 5-6 OT)	2/24/19 (W, 6-5 OT)	3/5/20 (L, 5-6 OT)
Overtime Record	14-6-18	7-4-9	7-4-9
Last 10 Games (W-L-OT)	4-6-0	7-3-0	3-7-0
Longest Unbeaten Streak	11 (2/28/18-10/18/19)	10 (3/9/01-11/11/06)	7 (12/2/97-3/23/00)
Longest Winning Streak	7 (3/26/18-10/18/19)	6 (4/5/17-10/18/19)	4 (4/1/87-3/16/88)
Longest Winless Streak	5 (two times)	6 (11/7/81-1/1/83)	7 (3/5/04-1/1/07)
Longest Losing Streak	4 (two times)	3 (two times)	5 (two times)
Washington Shutouts (Last)	10 (12/9/23)	7 (12/9/23)	3 (12/27/22)
New York Shutouts (Last)	10 (12/27/17)	6 (10/16/13)	4 (12/27/17)
Last Washington Hat Trick	T. Oshie (5/5/21)	J. Williams (1/17/16)	T. Oshie (5/5/21)
Last New York Hat Trick	M. Zibanejad (3/5/20)	M. Messier (12/13/91)	M. Zibanejad (3/5/20)
Most Washington Goals	8 (four times)	8 (three times)	8 (3/16/88)
Most New York Goals	11 (two times)	11 (3/24/78)	11 (2/18/76)

## ALL-TIME SERIES HISTORY

Season	GP	W	L	T	OT	P	GF	GA
1974-75	4	1	2	1	--	3	19	23
1975-76	4	2	2	0	--	4	18	23
1976-77	4	2	2	0	--	4	17	16
1977-78	4	0	2	2	--	2	14	27
1978-79	4	1	1	2	--	4	17	18
1979-80	4	2	2	0	--	4	15	18
1980-81	4	2	2	0	--	4	21	17
1981-82	8	2	3	3	--	7	28	30
1982-83	7	3	3	1	--	7	26	28
1983-84	7	3	3	1	--	7	26	23
1984-85	7	5	2	0	--	10	32	21
1985-86	7	3	3	1	--	7	24	21
1986-87	7	3	4	0	--	6	27	27
1987-88	7	5	2	0	--	10	31	23
1988-89	7	2	3	2	--	6	16	22
1989-90	7	4	3	0	--	8	21	20
1990-91	7	2	4	1	--	5	23	28
1991-92	7	5	2	0	--	10	35	24
1992-93	9	5	4	0	--	10	32	28
1993-94	6	1	5	0	--	2	12	19
1994-95	4	2	2	0	--	4	16	13
1995-96	6	3	2	1	--	7	17	19
1996-97	5	3	2	0	--	6	13	12
1997-98	5	3	1	1	--	7	15	11
1998-99	5	2	2	1	--	5	12	11
1999-00	4	3	0	0	1	7	15	9
2000-01	4	1	3	0	0	2	13	17
2001-02	4	3	1	0	0	6	19	12
2002-03	4	2	0	1	1	6	12	7
2003-04	4	2	1	0	1	5	10	10
2005-06	4	2	1	--	1	5	14	10
2006-07	4	1	3	--	0	2	8	15
2007-08	4	2	2	--	0	4	9	11
2008-09	4	3	0	--	1	7	14	10
2009-10	4	3	1	--	0	6	15	11
2010-11	4	1	2	--	1	3	6	17
2011-12	4	2	2	--	0	4	13	11
2012-13	3	1	2	--	0	2	4	8
2013-14	4	2	2	--	0	4	8	9
2014-15	4	1	3	--	0	2	10	13
2015-16	5	3	2	--	0	6	20	16
2016-17	4	2	2	--	0	4	9	7
2017-18	4	3	0	--	1	7	11	6
2018-19	4	4	0	--	0	8	17	13
2019-20	3	1	1	--	1	3	11	12
2020-21	8	4	4	--	0	8	23	26
2021-22	3	1	2	--	0	2	8	8
2022-23	4	2	2	--	0	4	15	13
2023-24	4	2	2	--	0	4	9	9
<b>Totals</b>	<b>244</b>	<b>117</b>	<b>101</b>	<b>18</b>	<b>8</b>	<b>260</b>	<b>820</b>	<b>802</b>

## HOME

GP	W	L	T	OT	P	GF	GA
2	1	0	1	--	3	13	10
2	2	0	0	--	4	12	7
2	1	1	0	--	2	9	7
2	0	1	1	--	1	7	14
2	1	0	1	--	3	7	3
2	1	1	0	--	2	8	10
2	2	0	0	--	4	15	5
4	0	3	1	--	1	12	16
3	1	1	1	--	3	9	11
4	3	0	1	--	7	17	8
3	2	1	0	--	4	16	9
4	2	1	1	--	5	13	9
3	1	2	0	--	2	12	11
4	2	2	0	--	4	14	14
3	1	1	1	--	3	7	8
4	3	1	0	--	6	15	13
3	1	2	0	--	2	8	12
4	2	2	0	--	4	20	16
5	3	2	0	--	6	18	17
3	0	3	0	--	0	5	10
2	2	0	0	--	4	8	3
3	1	1	1	--	3	8	12
3	2	1	0	--	4	8	7
2	1	1	0	--	2	5	4
3	1	2	0	--	2	8	9
2	1	0	0	1	3	8	6
2	1	1	0	0	2	8	8
2	2	0	0	0	4	11	4
2	1	0	0	1	3	8	4
2	1	0	0	1	3	6	6
2	2	0	--	0	4	8	3
2	1	1	--	0	2	5	6
2	2	0	--	0	4	8	6
2	2	0	--	0	4	5	2
2	1	1	--	0	2	5	4
2	0	1	--	1	1	1	7
2	1	1	--	0	2	7	7
1	0	1	--	0	0	1	4
2	1	1	--	0	2	3	4
2	0	2	--	0	0	3	7
2	1	1	--	0	2	7	5
2	1	1	--	0	2	4	4
2	2	0	--	0	4	7	4
2	2	0	--	0	4	10	8
1	1	0	--	0	2	5	2
4	2	2	--	0	4	9	12
1	1	0	--	0	2	5	1
2	1	1	--	0	2	8	8
2	2	0	--	0	4	7	2
<b>121</b>	<b>65</b>	<b>43</b>	<b>9</b>	<b>4</b>	<b>143</b>	<b>423</b>	<b>369</b>

## AWAY

GP	W	L	T	OT	P	GF	GA
2	0	2	0	--	0	6	13
2	0	2	0	--	0	6	16
2	1	1	0	--	2	8	9
2	0	1	1	--	1	7	13
2	0	1	1	--	1	10	15
2	1	1	0	--	2	7	8
2	0	2	0	--	0	6	12
4	2	0	2	--	6	16	14
4	2	2	0	--	4	17	17
3	0	3	0	--	0	9	15
4	3	1	0	--	6	16	12
3	1	2	0	--	2	11	12
4	2	2	0	--	4	15	16
3	3	0	0	--	6	17	9
4	1	2	1	--	3	9	14
3	1	2	0	--	2	6	7
4	1	2	1	--	3	15	16
3	3	0	0	--	6	15	8
4	2	2	0	--	4	14	11
3	1	2	0	--	2	7	9
2	0	2	0	--	0	8	10
3	2	1	0	--	4	9	7
2	1	1	0	--	2	5	5
3	2	0	1	--	5	10	7
2	1	0	1	--	3	4	2
2	2	0	0	0	4	7	3
2	0	2	0	0	0	5	9
2	1	1	0	0	2	8	8
2	1	0	1	0	3	4	3
2	1	1	0	0	2	4	4
2	0	1	--	1	1	6	7
2	0	1	--	0	1	6	7
2	0	2	--	0	0	3	9
2	0	2	--	0	0	1	5
2	1	0	--	1	3	9	8
2	2	0	--	0	4	10	7
2	1	1	--	0	2	5	10
2	1	1	--	0	2	6	4
2	1	1	--	0	2	3	4
2	1	1	--	0	2	5	5
2	1	1	--	0	2	5	3
2	1	0	--	1	3	4	2
2	2	0	--	0	4	7	5
2	0	1	--	1	1	6	10
4	2	2	--	0	4	14	14
2	0	2	--	0	0	3	7
2	1	1	--	0	2	7	5
2	0	2	--	0	0	2	7
<b>123</b>	<b>52</b>	<b>58</b>	<b>9</b>	<b>4</b>	<b>117</b>	<b>397</b>	<b>433</b>

Madison Square Garden, Two Pennsylvania Plaza, New York, NY 10121, 212.465.6486, Fax: 212.465.6494, @NYRangers

## 2023-24 WASHINGTON CAPITALS vs. NEW YORK RANGERS

**CAPITALS TIED SEASON SERIES,  
2-2-0 • NEW YORK 2-2-0**

**2023-24 Meetings**  
Dec. 9 at Washington, W, 4-0  
Dec. 27 at New York, L, 1-5  
Jan. 13 at Washington, W, 3-2  
Jan. 14 at New York, L, 1-2

Washington	Rangers	Capitals	Attend	Goaltenders	W. Goal
DEC. 9, 2023	0	4	18,573	CHARLIE LINDGREN / IGOR SHESTERKIN	SONNY MILANO
JAN. 13, 2024	2	3	18,573	CHARLIE LINDGREN / JONATHAN QUICK	T.J. OSHIE

New York	Rangers	Capitals	Attend	Goaltenders	W. Goal
DEC. 27, 2023	5	1	18,006	IGOR SHESTERKIN / DARCY KUEMPER	ARTEMI PANARIN
JAN. 14, 2024	2	1	18,006	IGOR SHESTERKIN / CHARLIE LINDGREN	ALEXIS LAFRENIÈRE

CAPITALS	GP	G	A	P	+/-	PIM	PP	SH	GW	EN	S	%
Anthony Mantha	4	3	0	3	2	0	0	0	0	0	12	25.0
T.J. Oshie	3	2	0	2	3	2	0	0	1	0	15	13.3
John Carlson	4	0	2	2	0	4	0	0	0	0	8	0.0
Evgeny Kuznetsov	4	0	2	2	0	0	0	0	0	0	5	0.0
Dylan Strome	4	0	2	2	2	2	0	0	0	0	5	0.0
Rasmus Sandin	2	0	2	2	0	2	0	0	0	0	2	0.0
Nic Dowd	4	1	0	1	1	6	0	0	0	0	2	50.0
Tom Wilson	4	1	0	1	-1	2	0	0	0	0	4	25.0
Sonny Milano	1	1	0	1	1	0	0	0	1	0	1	100.0
Nicolas Aube-Kubel	4	1	0	1	0	5	0	0	0	0	9	11.1
Max Pacioretty	2	0	1	1	3	2	0	0	0	0	3	0.0
Joel Edmundson	4	0	1	1	1	2	0	0	0	0	4	0.0
Beck Malenstyn	4	0	1	1	0	0	0	0	0	0	2	0.0
Martin Fehervary	4	0	1	1	3	4	0	0	0	0	1	0.0
Connor McMichael	4	0	1	1	0	2	0	0	0	0	4	0.0
Aliaksei Protas	4	0	1	1	-2	0	0	0	0	0	2	0.0
Alex Ovechkin	2	0	0	0	0	0	0	0	0	0	8	0.0
Nick Jensen	4	0	0	0	1	0	0	0	0	0	7	0.0
Trevor van Riemsdyk	4	0	0	0	-3	0	0	0	0	0	1	0.0
Ethan Bear	2	0	0	0	-1	0	0	0	0	0	4	0.0
Hendrix Lapierre	3	0	0	0	-3	0	0	0	0	0	1	0.0
Ivan Miroshnichenko	1	0	0	0	-2	2	0	0	0	0	2	0.0

RANGERS	GP	G	A	P	+/-	PIM	PP	SH	GW	EN	S	%
Artemi Panarin	4	2	1	3	1	0	1	0	1	0	9	22.2
Adam Fox	4	2	1	3	1	0	0	0	0	0	12	16.7
K'Andre Miller	4	2	1	3	-2	0	0	0	0	0	6	33.3
Alexis Lafrenière	4	2	0	2	0	2	0	0	1	0	14	14.3
Braden Schneider	4	1	1	2	2	2	0	0	0	0	3	33.3
Chris Kreider	4	0	2	2	0	4	0	0	0	0	9	0.0
Vincent Trocheck	4	0	2	2	0	2	0	0	0	0	8	0.0
Mika Zibanejad	4	0	2	2	0	0	0	0	0	0	11	0.0
Blake Wheeler	4	0	1	1	1	2	0	0	0	0	5	0.0
Jacob Trouba	4	0	1	1	-5	0	0	0	0	0	5	0.0
Jimmy Vesey	4	0	1	1	1	7	0	0	0	0	10	0.0
Ryan Lindgren	4	0	1	1	3	6	0	0	0	0	3	0.0
Will Cuylle	4	0	1	1	0	0	0	0	0	0	4	0.0
Nick Bonino	4	0	0	0	-2	0	0	0	0	0	2	0.0
Riley Nash	1	0	0	0	0	0	0	0	0	0	1	0.0
Tyler Pittick	2	0	0	0	0	0	0	0	0	0	4	0.0
Barclay Goodrow	3	0	0	0	-1	2	0	0	0	0	1	0.0
Erik Gustafsson	4	0	0	0	-1	0	0	0	0	0	4	0.0
Anton Blidh	1	0	0	0	-1	2	0	0	0	0	1	0.0
Jonny Brodzinski	4	0	0	0	-2	2	0	0	0	0	6	0.0
Kaapo Kakko	1	0	0	0	0	0	0	0	0	0	2	0.0

GOALTENDER	GP	MIN	GA	GAA	SO	W	L	OT	SA	SV%
Darcy Kuemper	1	60	5	5.00	0	0	1	0	31	.839
Charlie Lindgren	3	178	4	1.35	1	2	1	0	89	.955

GOALTENDER	GP	MIN	GA	GAA	SO	W	L	OT	SA	SV%
Igor Shesterkin	3	180	6	2.00	0	2	1	0	81	.926
Jonathan Quick	1	58	3	3.12	0	0	1	0	21	.857

POWER PLAY/PENALTY	
<b>POWER PLAY:</b> 0 - 10 (0%)	<b>PENALTY KILLING:</b> 11 - 12 (91.7%)

POWER PLAY/PENALTY	
<b>POWER PLAY:</b> 1 - 12 (8.3%)	<b>PENALTY KILLING:</b> 10 - 10 (100%)



# Ottawa Senators



## CLUB INFORMATION

Founded ..... 1992-93  
 Home Arena ..... Canadian Tire Centre (18,652)  
 Stanley Cups ..... None  
 President of Hockey Operations & GM ..... Steve Staios  
 Head Coach ..... Travis Green  
 Assistant Coaches... Daniel Alfredsson, Nolan Baumgartner, Ben Sexton, Mike Yeo  
 Vice President, Communications ..... Ian Mendes  
 2023-24 Record ..... 37-41-4 (78 points)  
 2023-24 Finish ..... 7th, Atlantic Division  
 2023-24 Playoffs ..... DNO

## SERIES INFORMATION

	Overall	at Washington	at Ottawa
All-Time Series (W-L-T-OT)	WSH leads, 56-39-5-7	WSH leads, 32-14-4-4	WSH trails, 24-25-1-3
Current Streak	1 OTT win (4/7/24)	1 OTT win (4/7/24)	1 OTT win (10/18/23)
Last Washington Win	2/26/24 (6-3)	2/26/24 (6-3)	12/22/22 (3-2 OT)
Last Ottawa Win	4/7/24 (2-3 OT)	4/7/24 (2-3 OT)	10/18/23 (1-6)
Last Tie	2/17/04 (1-1)	2/17/04 (1-1)	2/23/95 (5-5)
Last Overtime Game	4/7/24 (L, 2-3 OT)	4/7/24 (L, 2-3 OT)	12/22/22 (W, 3-2 OT)
Overtime Record	6-6-5	4-3-4	2-3-1
Last 10 Games (W-L-OT)	5-3-2	7-1-2	7-3-0
Longest Unbeaten Streak	10 (10/5/17-1/22/22)	13 (11/6/06-4/25/13)	5 (10/5/17-10/25/21)
Longest Winning Streak	10 (10/5/17-1/22/22)	9 (12/22/14-1/22/22)	5 (10/5/17-10/25/21)
Longest Winless Streak	8 (4/3/03-3/12/06)	8 (11/13/01-3/12/04)	4 (three times)
Longest Losing Streak	6 (11/27/96-12/27/97)	3 (three times)	4 (two times)
Washington Shutouts (Last)	7 (12/22/18)	4 (4/5/02)	3 (12/22/18)
Ottawa Shutouts (Last)	8 (1/24/17)	3 (1/21/14)	5 (1/24/17)
Last Washington Hat Trick	T. Oshie (10/25/21)	A. Ovechkin (2/1/09)	T. Oshie (10/25/21)
Last Ottawa Hat Trick	D. Batherson (10/25/21)	D. Alfredsson (11/13/01)	D. Batherson (10/25/21)
Most Washington Goals	11 (12/17/93)	11 (12/17/93)	8 (two times)
Most Ottawa Goals	11 (11/13/01)	11 (11/13/01)	7 (3/2/06)

## ALL-TIME SERIES HISTORY

Season	GP	W	L	T	OT	P	GF	GA
1992-93	4	4	0	0	--	8	21	13
1993-94	4	3	1	0	--	6	30	13
1994-95	3	1	0	2	--	4	8	7
1995-96	4	4	0	0	--	8	19	6
1996-97	4	0	4	0	--	0	3	17
1997-98	4	1	3	0	--	2	5	10
1998-99	4	1	3	0	--	2	13	15
1999-00	4	3	1	0	0	6	9	9
2000-01	4	2	1	1	0	5	16	12
2001-02	4	1	2	1	0	3	9	17
2002-03	4	1	3	0	0	2	8	18
2003-04	4	0	3	1	0	1	5	15
2005-06	4	1	3	--	0	2	5	15
2006-07	4	2	2	--	0	4	14	13
2007-08	4	4	0	--	0	8	22	12
2008-09	4	2	1	--	1	5	15	10
2009-10	4	1	1	--	2	4	17	17
2010-11	4	3	1	--	0	6	9	7
2011-12	4	3	1	--	0	6	12	11
2012-13	3	0	2	--	1	1	4	8
2013-14	3	0	3	--	0	0	5	11
2014-15	3	2	0	--	1	5	7	6
2015-16	3	3	0	--	0	6	13	4
2016-17	3	2	1	--	0	4	3	4
2017-18	3	3	0	--	0	6	12	8
2018-19	3	3	0	--	0	6	14	4
2019-20	2	2	0	--	0	4	11	4
2020-21	Teams did not meet in 2020-21							
2021-22	3	2	1	--	0	4	11	11
2022-23	3	1	1	--	1	3	8	11
2023-24	3	1	1	--	1	3	9	12
<b>Totals</b>	<b>107</b>	<b>56</b>	<b>39</b>	<b>5</b>	<b>7</b>	<b>124</b>	<b>337</b>	<b>320</b>

## HOME

GP	W	L	T	OT	P	GF	GA
2	2	0	0	--	4	11	5
2	2	0	0	--	4	19	6
2	1	0	1	--	3	3	2
2	2	0	0	--	4	11	1
2	0	2	0	--	0	2	8
2	1	1	0	--	2	4	3
2	0	2	0	--	0	4	8
2	2	0	0	0	4	5	2
2	1	0	1	0	3	7	6
2	0	1	1	0	1	5	11
2	0	2	0	0	0	3	11
2	0	1	1	0	1	2	5
2	0	2	--	0	0	3	8
2	2	0	--	0	4	10	5
2	2	0	--	0	4	10	5
2	2	0	--	0	4	12	5
2	1	0	--	1	3	9	7
2	2	0	--	0	4	6	3
2	2	0	--	0	4	5	3
1	0	0	--	1	1	1	2
2	0	2	--	0	0	4	8
1	1	0	--	0	2	2	1
2	2	0	--	0	4	8	4
1	1	0	--	0	2	7	2
1	1	0	--	0	2	6	1
2	1	1	--	0	2	4	6
1	0	0	--	1	1	3	4
2	1	0	--	1	3	8	6
<b>54</b>	<b>32</b>	<b>14</b>	<b>4</b>	<b>4</b>	<b>72</b>	<b>185</b>	<b>141</b>

## AWAY

GP	W	L	T	OT	P	GF	GA
2	2	0	0	--	4	10	8
2	1	1	0	--	2	11	7
1	0	0	1	--	1	5	5
2	2	0	0	--	4	8	5
2	0	2	0	--	0	1	9
2	0	2	0	--	0	1	7
2	1	1	0	--	2	9	7
2	1	1	0	0	2	4	7
2	1	1	0	0	2	9	6
2	1	1	0	0	2	4	6
2	1	1	0	0	2	5	7
2	0	2	0	0	0	3	10
2	1	1	--	0	2	2	7
2	0	2	--	0	0	4	8
2	2	0	--	0	4	12	7
2	0	1	--	1	1	3	5
2	0	1	--	1	1	8	10
2	1	1	--	0	2	3	4
2	1	1	--	0	2	7	8
2	0	2	--	0	0	3	6
1	0	1	--	0	0	1	3
2	1	0	--	1	3	5	5
1	1	0	--	0	2	4	2
2	1	1	--	0	2	1	3
1	1	0	--	0	2	4	4
2	2	0	--	0	4	7	2
1	1	0	--	0	2	5	3
1	1	0	--	0	2	7	5
2	1	1	--	0	2	5	7
1	0	1	--	0	0	1	6
<b>53</b>	<b>24</b>	<b>25</b>	<b>1</b>	<b>3</b>	<b>52</b>	<b>152</b>	<b>179</b>

## 2023-24 WASHINGTON CAPITALS vs. OTTAWA SENATORS

**CAPITALS LOST SEASON SERIES,  
1-1-1 • OTTAWA 2-1-0**

**2023-24 Meetings**  
Oct. 18 at Ottawa, L, 1-6  
Feb. 26 at Washington, W, 6-3  
April 7 at Washington, L, 2-3 (OT)

Washington	Senators	Capitals	Attend	Goaltenders	W. Goal
FEB. 26, 2024	3	6	17,296	DARCY KUEMPER / ANTON FORSBERG	BECK MALENSTYN
APRIL 7, 2024	3	2	17,902	JOONAS KORPISALO / CHARLIE LINDGREN	JAKE SANDERSON

Ottawa	Senators	Capitals	Attend	Goaltenders	W. Goal
OCT. 18, 2023	6	1	15,021	ANTON FORSBERG / DARCY KUEMPER	JOSH NORRIS

CAPITALS	GP	G	A	P	+/-	PIM	PP	SH	GW	EN	S	%
Aliaksei Protas	3	2	2	4	1	0	0	0	0	0	3	66.7
Hendrix Lapierre	2	2	1	3	3	0	0	0	0	0	2	100.0
Max Pacioretty	2	2	0	2	0	2	1	0	0	0	6	33.3
John Carlson	3	2	0	2	-1	0	1	0	0	0	7	28.6
Beck Malenstyn	3	1	1	2	4	0	0	0	1	0	3	33.3
Anthony Mantha	2	0	2	2	1	0	0	0	0	0	1	0.0
Connor McMichael	3	0	2	2	-3	2	0	0	0	0	6	0.0
Alex Ovechkin	3	0	1	1	-5	0	0	0	0	0	2	0.0
Michael Sgarbossa	2	0	1	1	0	0	0	0	0	0	2	0.0
Tom Wilson	3	0	1	1	-5	13	0	0	0	0	8	0.0
Trevor van Riemsdyk	3	0	1	1	-2	0	0	0	0	0	4	0.0
Nicolas Aube-Kubel	1	0	1	1	2	0	0	0	0	0	0	--
Dylan Strome	3	0	1	1	-5	0	0	0	0	0	3	0.0
Ethan Bear	1	0	1	1	2	0	0	0	0	0	0	--
Martin Fehervary	2	0	1	1	-1	2	0	0	0	0	1	0.0
T.J. Oshie	1	0	0	0	-1	2	0	0	0	0	6	0.0
Nicklas Backstrom	1	0	0	0	-1	0	0	0	0	0	0	--
Nick Jensen	2	0	0	0	-3	0	0	0	0	0	0	--
Nic Dowd	1	0	0	0	0	0	0	0	0	0	1	0.0
Evgeny Kuznetsov	1	0	0	0	-1	0	0	0	0	0	2	0.0
Joel Edmundson	1	0	0	0	1	0	0	0	0	0	0	--
Sonny Milano	2	0	0	0	0	0	0	0	0	0	2	0.0
Lucas Johansen	1	0	0	0	-3	0	0	0	0	0	1	0.0
Matthew Phillips	1	0	0	0	-1	0	0	0	0	0	0	--
Alexander Alexeyev	2	0	0	0	-2	0	0	0	0	0	0	--
Rasmus Sandin	3	0	0	0	2	2	0	0	0	0	4	0.0
Ivan Miroshnichenko	1	0	0	0	0	0	0	0	0	0	0	--
Pierrick Dube	1	0	0	0	0	2	0	0	0	0	2	0.0

SENATORS	GP	G	A	P	+/-	PIM	PP	SH	GW	EN	S	%
Brady Tkachuk	3	1	3	4	4	0	0	0	0	0	10	10.0
Shane Pinto	2	1	3	4	3	0	0	0	0	0	5	20.0
Jake Sanderson	3	2	1	3	2	2	0	0	1	0	3	66.7
Vladimir Tarasenko	2	1	2	3	3	0	0	0	0	0	3	33.3
Drake Batherson	3	1	2	3	2	2	0	0	0	0	4	25.0
Ridly Greig	3	1	2	3	4	2	0	0	0	0	2	50.0
Tim Stütze	2	0	3	3	-1	0	0	0	0	0	3	0.0
Josh Norris	2	2	0	2	1	0	1	0	1	0	3	66.7
Claude Giroux	3	1	1	2	-1	0	0	0	0	0	6	16.7
Thomas Chabot	3	0	2	2	2	0	0	0	0	0	5	0.0
Mark Kastelic	3	1	0	1	-2	11	0	0	0	0	5	20.0
Artem Zub	2	1	0	1	-1	0	0	0	0	0	1	100.0
Travis Hamonic	2	0	1	1	1	2	0	0	0	0	3	0.0
Jakob Chychrun	3	0	1	1	1	2	0	0	0	0	6	0.0
Erik Brannstrom	3	0	1	1	1	2	0	0	0	0	3	0.0
Parker Kelly	3	0	1	1	-2	0	0	0	0	0	0	--
Dominik Kubalik	2	0	0	0	-1	2	0	0	0	0	1	0.0
Rourke Chartier	1	0	0	0	0	0	0	0	0	0	0	--
Bokondji Imama	1	0	0	0	1	0	0	0	0	0	1	0.0
Mathieu Joseph	3	0	0	0	2	2	0	0	0	0	6	0.0
Boris Katchouk	1	0	0	0	-2	0	0	0	0	0	0	--
Zack MacEwen	1	0	0	0	0	0	0	0	0	0	0	--
Jacob Bernard-Docker	2	0	0	0	1	0	0	0	0	0	1	0.0
Jiri Smejkal	1	0	0	0	0	0	0	0	0	0	0	--

GOALTENDER	GP	MIN	GA	GAA	SO	W	L	OT	SA	SV%
Darcy Kuemper	2	120	9	4.50	0	1	1	0	50	.820
Charlie Lindgren	1	61	3	2.97	0	0	0	1	21	.857

GOALTENDER	GP	MIN	GA	GAA	SO	W	L	OT	SA	SV%
Anton Forsberg	2	80	5	3.75	0	1	1	0	34	.853
Joonas Korpiso	2	100	4	2.40	0	1	0	0	32	.875

POWER PLAY/PENALTY
<b>POWER PLAY:</b> 2 - 8 (25%)
<b>PENALTY KILLING:</b> 7 - 8 (87.5%)

POWER PLAY/PENALTY
<b>POWER PLAY:</b> 1 - 8 (12.5%)
<b>PENALTY KILLING:</b> 6 - 8 (75%)

# Philadelphia Flyers



## CLUB INFORMATION

Founded ..... 1967-68  
 Home Arena ..... Wells Fargo Center (19,173)  
 Stanley Cups ..... 2 (most recent, 1975)  
 President of Hockey Operations/Alt. Gov. .... Keith Jones  
 General Manager ..... Daniel Briere  
 Head Coach ..... John Tortorella  
 Associate Coach ..... Brad Shaw  
 Assistant Coaches ..... Rocky Thompson, Darryl Williams  
 Vice President, Hockey Communications ..... Joe Siville  
 2023-24 Record ..... 38-33-11 (87 points)  
 2023-24 Finish ..... 6th, Metropolitan Division  
 2023-24 Playoffs ..... DNQ

## SERIES INFORMATION

	Overall	at Washington	at Philadelphia
All-Time Series (W-L-T-OT)	WSH trails, 99-112-19-12	WSH leads, 54-47-13-4	WSH trails, 45-65-6-8
Current Streak	2 WSH wins (3/1/24-4/16/24)	1 WSH win (3/1/24)	1 WSH win (4/16/24)
Last Washington Win	4/16/24 (2-1)	3/1/24 (5-2)	4/16/24 (2-1)
Last Philadelphia Win	12/14/23 (4-3 SO)	1/14/23 (1-3)	12/14/23 (4-3 SO)
Last Tie	10/29/00 (1-1)	10/31/97 (2-2)	10/29/00 (1-1)
Last Overtime Game	12/14/23 (L, 4-3 SO)	11/23/22 (W, 3-2 OT)	12/14/23 (L, 4-3 SO)
Overtime Record	11-9-20	8-3-10	3-6-10
Last 10 Games (W-L-OT)	6-3-1	5-5-0	7-2-1
Longest Unbeaten Streak	10 (3/12/09-10/20/11)	8 (1/27/16-3/24/19)	7 (3/12/09-3/22/12)
Longest Winning Streak	5 (two times)	4 (three times)	5 (3/7/21-2/17/22)
Longest Winless Streak	25 (11/9/74-12/20/80)	15 (12/26/74-10/14/81)	16 (3/5/98-2/10/06)
Longest Losing Streak	6 (three times)	3 (five times)	12 (11/9/74-4/3/80)
Washington Shutouts (Last)	11 (1/15/17)	7 (1/15/17)	4 (11/1/13)
Philadelphia Shutouts (Last)	10 (3/4/12)	5 (3/4/12)	5 (11/15/01)
Last Washington Hat Trick	J. Ward (11/1/13)	P. Bondra (10/12/99)	J. Ward (11/1/13)
Last Philadelphia Hat Trick	T. Konecny (1/11/23)	S. Laughton (2/7/21)	T. Konecny (1/11/23)
Most Washington Goals	10 (11/21/81)	10 (11/21/81)	8 (12/5/09)
Most Philadelphia Goals	11 (4/1/76)	8 (1/4/81)	11 (4/1/76)

## ALL-TIME SERIES HISTORY

Season	GP	W	L	T	OT	P	GF	GA
1974-75	4	0	4	0	--	0	5	21
1975-76	4	0	3	1	--	1	16	28
1976-77	4	0	2	2	--	2	13	23
1977-78	4	0	4	0	--	0	4	17
1978-79	4	0	3	1	--	1	12	21
1979-80	4	0	2	2	--	2	13	18
1980-81	4	2	2	0	--	4	14	15
1981-82	8	4	3	1	--	9	34	33
1982-83	7	4	3	0	--	8	23	22
1983-84	7	4	3	0	--	8	30	24
1984-85	7	1	5	1	--	3	26	31
1985-86	7	2	5	0	--	4	17	25
1986-87	7	1	5	1	--	3	13	28
1987-88	7	4	2	1	--	9	19	15
1988-89	7	4	3	0	--	8	21	19
1989-90	7	5	1	1	--	11	26	17
1990-91	7	5	1	1	--	11	28	14
1991-92	7	3	4	0	--	6	30	27
1992-93	7	1	5	1	--	3	21	32
1993-94	6	4	1	1	--	9	20	13
1994-95	4	0	3	1	--	1	8	14
1995-96	5	2	2	1	--	5	12	11
1996-97	6	2	3	1	--	5	16	19
1997-98	5	2	2	1	--	5	14	12
1998-99	4	0	4	0	--	0	3	11
1999-00	4	2	2	0	0	4	10	11
2000-01	4	2	1	1	0	5	14	11
2001-02	4	0	4	0	0	0	4	18
2002-03	4	2	2	0	0	4	8	7
2003-04	4	1	3	0	0	2	6	14
2005-06	4	1	3	--	0	2	9	19
2006-07	4	4	0	--	0	8	20	9
2007-08	4	2	2	--	0	4	14	15
2008-09	4	2	2	--	0	4	6	13
2009-10	4	3	0	--	1	7	22	13
2010-11	4	2	0	--	2	6	13	13
2011-12	4	1	2	--	1	3	7	9
2012-13	3	1	1	--	1	3	8	11
2013-14	5	2	2	--	1	5	21	20
2014-15	4	1	2	--	1	3	6	9
2015-16	4	2	0	--	2	6	12	9
2016-17	4	3	0	--	1	7	13	4
2017-18	4	1	2	--	1	3	11	19
2018-19	4	4	0	--	0	8	18	9
2019-20	4	1	3	--	0	2	7	16
2020-21	8	6	2	--	0	12	33	24
2021-22	4	2	2	--	0	4	16	9
2022-23	4	2	2	--	0	4	11	11
2023-24	3	2	0	--	1	5	10	6
<b>Totals</b>	<b>242</b>	<b>99</b>	<b>112</b>	<b>19</b>	<b>12</b>	<b>229</b>	<b>737</b>	<b>809</b>

## HOME

GP	W	L	T	OT	P	GF	GA
2	0	2	0	--	0	3	11
2	0	1	1	--	1	10	12
2	0	0	2	--	2	9	9
2	0	2	0	--	0	2	9
2	0	1	1	--	1	6	9
2	0	0	2	--	2	7	7
2	0	2	0	--	0	3	13
4	2	1	1	--	5	24	16
4	2	2	0	--	4	13	13
3	2	1	0	--	4	14	9
4	1	3	0	--	2	14	13
3	2	1	0	--	4	13	11
4	1	3	0	--	2	7	16
3	2	1	0	--	4	8	6
4	3	1	0	--	6	15	10
3	2	1	0	--	4	14	8
4	3	0	1	--	7	18	6
3	2	1	0	--	4	18	14
3	0	2	1	--	1	7	12
2	0	1	1	--	1	3	6
2	0	1	1	--	1	3	5
3	2	0	1	--	5	8	4
3	1	2	0	--	2	8	9
2	1	0	1	--	3	6	3
2	0	2	0	--	0	1	5
2	2	0	0	0	4	7	4
2	2	0	0	0	4	10	5
2	0	2	0	0	0	1	7
2	2	0	0	0	4	6	2
2	1	1	0	0	2	3	5
2	1	1	--	0	2	4	6
2	2	0	--	0	4	10	3
2	0	2	--	0	0	6	9
2	1	1	--	0	2	3	5
2	2	0	--	0	4	9	5
2	1	0	--	1	3	7	6
2	0	2	--	0	0	1	6
1	1	0	--	0	2	3	2
2	1	0	--	1	3	8	9
2	1	1	--	0	2	2	3
2	1	0	--	1	3	6	6
2	2	0	--	0	4	7	1
2	1	0	--	1	3	6	5
2	2	0	--	0	4	8	4
2	0	2	--	0	0	4	12
4	2	2	--	0	4	14	13
2	1	1	--	0	2	10	4
2	1	1	--	0	2	4	5
1	1	0	--	0	2	5	2
<b>118</b>	<b>54</b>	<b>47</b>	<b>13</b>	<b>4</b>	<b>125</b>	<b>378</b>	<b>365</b>

## AWAY

GP	W	L	T	OT	P	GF	GA
2	0	2	0	--	0	2	10
2	0	2	0	--	0	6	16
2	0	2	0	--	0	4	14
2	0	2	0	--	0	2	8
2	0	2	0	--	0	6	12
2	0	2	0	--	0	6	11
2	2	0	0	--	4	11	2
4	2	2	0	--	4	10	17
3	2	1	0	--	4	10	9
4	2	2	0	--	4	16	15
3	0	2	1	--	1	12	18
4	0	4	0	--	0	4	14
3	0	2	1	--	1	6	12
4	2	1	1	--	5	11	9
3	1	2	0	--	2	6	9
4	3	0	1	--	7	12	9
3	2	1	0	--	4	10	8
4	1	3	0	--	2	12	13
4	1	3	0	--	2	14	20
4	4	0	0	--	8	17	7
2	0	2	0	--	0	5	9
2	0	2	0	--	0	4	7
3	1	1	1	--	3	8	10
3	1	2	0	--	2	8	9
2	0	2	0	--	0	2	6
2	0	2	0	0	0	3	7
2	0	1	1	0	1	4	6
2	0	2	0	0	0	3	11
2	0	2	0	0	0	2	5
2	0	2	0	0	0	3	9
2	0	2	--	0	0	5	13
2	2	0	--	0	4	10	6
2	2	0	--	0	4	8	6
2	1	1	--	0	2	3	8
2	1	0	--	1	3	13	8
2	1	0	--	1	3	6	7
2	1	0	--	1	3	6	3
2	1	0	--	1	3	6	3
2	1	0	--	1	3	6	3
2	0	2	--	0	0	5	14
2	2	0	--	0	4	10	5
2	1	1	--	0	2	3	4
4	4	0	--	0	8	19	11
2	1	1	--	0	2	6	5
2	1	1	--	0	2	7	6
2	1	0	--	1	3	5	4
<b>124</b>	<b>45</b>	<b>65</b>	<b>6</b>	<b>8</b>	<b>104</b>	<b>359</b>	<b>444</b>

Wells Fargo Center 3601 South Broad Street, Philadelphia, PA 19148, 215.465.4500, Fax: 215.218.7837, @NHLFlyers

## 2023-24 WASHINGTON CAPITALS vs. PHILADELPHIA FLYERS

<p><b>CAPITALS WON SEASON SERIES, 2-0-1 • PHILADELPHIA 1-2-0</b></p>	<p><b>2023-24 Meetings</b>                  Dec. 14 at Philadelphia, L, 3-4 (SO)                  March 1 at Washington, W, 5-2                  April 16 at Philadelphia, W, 2-1</p>
--	---

Washington	Flyers	Capitals	Attend	Goaltenders	W. Goal
MARCH 1, 2024	2	5	18,573	CHARLIE LINDGREN / SAMUEL ERSSON	JOHN CARLSON

Philadelphia	Flyers	Capitals	Attend	Goaltenders	W. Goal
DEC. 14, 2023	4	3	18,557	SAMUEL ERSSON / CHARLIE LINDGREN	BOBBY BRINK
APRIL 16, 2024	1	2	19,411	CHARLIE LINDGREN / SAMUEL ERSSON	T.J. OSHIE

CAPITALS	GP	G	A	P	+/-	PIM	PP	SH	GW	EN	S	%
Dylan Strome	3	2	3	5	2	2	0	0	0	0	7	28.6
Tom Wilson	3	1	3	4	0	8	1	0	0	0	5	20.0
T.J. Oshie	2	1	2	3	1	4	0	0	1	1	3	33.3
Alex Ovechkin	3	2	0	2	2	0	0	0	0	0	7	28.6
Anthony Mantha	2	1	1	2	1	0	1	0	0	0	1	100.0
Max Pacioretty	2	0	2	2	1	2	0	0	0	0	3	0.0
Aliaksei Protas	3	0	2	2	0	0	0	0	0	0	8	0.0
Hendrix Lapierre	2	0	2	2	1	0	0	0	0	0	2	0.0
John Carlson	3	1	0	1	0	0	0	0	1	0	7	14.3
Sonny Milano	2	1	0	1	1	0	0	0	0	0	2	50.0
Connor McMichael	3	1	0	1	0	2	0	0	0	0	5	20.0
Nic Dowd	2	0	1	1	0	0	0	0	0	0	2	0.0
Dylan McIlrath	1	0	1	1	1	0	0	0	0	0	0	--
Joel Edmundson	2	0	1	1	2	2	0	0	0	0	5	0.0
Rasmus Sandin	2	0	1	1	-1	0	0	0	0	0	2	0.0
Nick Jensen	2	0	0	0	2	0	0	0	0	0	0	--
Michael Sgarbossa	1	0	0	0	0	0	0	0	0	0	0	--
Trevor van Riemsdyk	3	0	0	0	0	0	0	0	0	0	4	0.0
Nicolas Aube-Kubel	3	0	0	0	0	0	0	0	0	0	1	0.0
Beck Malenstyn	3	0	0	0	0	0	0	0	0	0	2	0.0
Matthew Phillips	1	0	0	0	0	0	0	0	0	0	0	--
Martin Fehervary	2	0	0	0	0	2	0	0	0	0	1	0.0
Alexander Alexeyev	2	0	0	0	2	0	0	0	0	0	0	--
Joe Snively	1	0	0	0	0	0	0	0	0	0	0	--
Vincent Iorio	1	0	0	0	0	0	0	0	0	0	2	0.0

FLYERS	GP	G	A	P	+/-	PIM	PP	SH	GW	EN	S	%
Morgan Frost	3	0	4	4	2	0	0	0	0	0	5	0.0
Owen Tippett	3	2	1	3	1	0	1	0	0	0	13	15.4
Bobby Brink	3	2	0	2	1	0	0	0	0	0	6	33.3
Egor Zamula	2	0	2	2	1	0	0	0	0	0	3	0.0
Erik Johnson	1	1	0	1	1	0	0	0	0	0	2	50.0
Joel Farabee	3	1	0	1	0	0	0	0	0	0	4	25.0
Marc Staal	2	0	1	1	1	0	0	0	0	0	1	0.0
Sean Couturier	3	0	1	1	-2	2	0	0	0	0	4	0.0
Ryan Poehling	3	0	1	1	-2	0	0	0	0	0	4	0.0
Cameron Atkinson	2	0	0	0	0	0	0	0	0	0	6	0.0
Nicolas Deslauriers	2	0	0	0	0	0	0	0	0	0	0	--
Nick Seeler	3	0	0	0	-2	0	0	0	0	0	2	0.0
Scott Laughton	3	0	0	0	-3	2	0	0	0	0	2	0.0
Rasmus Ristolainen	1	0	0	0	1	0	0	0	0	0	1	0.0
Garnet Hathaway	3	0	0	0	-2	6	0	0	0	0	3	0.0
Travis Sanheim	3	0	0	0	-2	0	0	0	0	0	4	0.0
Travis Konecny	2	0	0	0	-3	0	0	0	0	0	11	0.0
Noah Cates	2	0	0	0	-1	0	0	0	0	0	1	0.0
Olle Lycksell	1	0	0	0	-1	0	0	0	0	0	1	0.0
Sean Walker	2	0	0	0	-2	4	0	0	0	0	1	0.0
Cam York	3	0	0	0	-2	2	0	0	0	0	4	0.0
Jamie Drysdale	1	0	0	0	-1	0	0	0	0	0	0	--
Tyson Foerster	3	0	0	0	-1	0	0	0	0	0	5	0.0

GOALTENDER	GP	MIN	GA	GAA	SO	W	L	OT	SA	SV%
Charlie Lindgren	3	185	6	1.95	0	2	0	1	83	.928

GOALTENDER	GP	MIN	GA	GAA	SO	W	L	OT	SA	SV%
Samuel Ersson	3	182	9	2.97	0	1	2	0	68	.868

POWER PLAY/PENALTY	
<b>POWER PLAY:</b> 2 - 6 (33.3%)	<b>PENALTY KILLING:</b> 8 - 9 (88.9%)

POWER PLAY/PENALTY	
<b>POWER PLAY:</b> 1 - 9 (11.1%)	<b>PENALTY KILLING:</b> 4 - 6 (66.7%)

# Pittsburgh Penguins



## CLUB INFORMATION

Founded ..... 1967-68  
 Home Arena ..... PPG Paints Arena (18,187)  
 Stanley Cups ..... 5 (most recent, 2017)  
 President of Hockey Operations & GM ..... Kyle Dubas  
 Head Coach ..... Mike Sullivan  
 Assistant Coaches ..... Mike Vellucci, Ty Hennes, David Quinn  
 Chief Communications Officer ..... Jennifer Bullano Ridgley  
 2023-24 Record ..... 38-32-12 (88 points)  
 2023-24 Finish ..... 5th, Metropolitan Division  
 2023-24 Playoffs ..... DNO

## SERIES INFORMATION

	Overall	at Washington	at Pittsburgh
All-Time Series (W-L-T-OT)	WSH trails, 108-109-16-14	WSH leads, 61-49-9-7	WSH trails, 47-60-7-7
Current Streak	1 PIT win (4/4/24)	2 PIT wins (10/13/23-4/4/24)	2 WSH wins (1/2/24-3/7/24)
Last Washington Win	3/7/24 (6-0)	1/26/23 (3-2 SO)	3/7/24 (6-0)
Last Pittsburgh Win	4/4/24 (1-4)	4/4/24 (1-4)	3/25/23 (3-4)
Last Tie	12/22/01 (4-4)	12/22/01 (4-4)	2/4/98 (2-2)
Last Overtime Game	1/26/23 (W, 3-2 SO)	1/26/23 (W, 3-2 SO)	2/1/22 (W, 4-3 OT)
Overtime Record	8-19-9	4-9-6	4-10-3
Last 10 Games (W-L-OT)	5-5-0	3-5-2	6-2-2
Longest Unbeaten Streak	16 (10/25/83-11/20/85)	9 (3/1/84-4/1/86)	11 (12/18/82-11/20/85)
Longest Winning Streak	9 (12/2/84-11/20/85)	9 (3/1/84-4/1/86)	8 (1/21/08-10/13/11)
Longest Winless Streak	8 (two times)	4 (two times)	9 (10/9/86-11/30/88)
Longest Losing Streak	7 (2/3/13-3/11/14)	3 (four times)	11 (12/18/82-11/20/85)
Washington Shutouts (Last)	10 (3/7/24)	5 (1/28/15)	5 (3/7/24)
Pittsburgh Shutouts (Last)	11 (10/13/23)	5 (10/13/23)	6 (3/11/14)
Last Washington Hat Trick	A. Ovechkin (2/7/10)	A. Ovechkin (2/7/10)	R. Burridge (3/15/94)
Last Pittsburgh Hat Trick	E. Malkin (1/16/17)	C. Kunitz (2/3/13)	E. Malkin (1/16/17)
Most Washington Goals	9 (two times)	9 (two times)	8 (10/29/91)
Most Pittsburgh Goals	12 (3/15/75)	7 (eight times)	12 (3/15/75)

## ALL-TIME SERIES HISTORY

Season	GP	W	L	T	OT	P	GF	GA
1974-75	6	1	5	0	--	2	13	36
1975-76	6	1	4	1	--	3	23	36
1976-77	6	4	1	1	--	9	22	16
1977-78	6	4	1	1	--	9	20	15
1978-79	8	3	4	1	--	7	28	32
1979-80	4	1	3	0	--	2	10	16
1980-81	4	1	2	1	--	3	14	18
1981-82	8	2	5	1	--	5	33	40
1982-83	7	5	1	1	--	11	36	23
1983-84	7	6	1	0	--	12	28	12
1984-85	7	6	0	1	--	13	44	20
1985-86	7	6	1	0	--	12	27	22
1986-87	7	3	4	0	--	6	26	30
1987-88	7	1	5	1	--	3	23	32
1988-89	7	3	4	0	--	6	35	31
1989-90	7	2	5	0	--	4	28	34
1990-91	7	2	4	1	--	5	26	29
1991-92	7	5	2	0	--	10	35	21
1992-93	7	1	5	1	--	3	22	32
1993-94	4	2	1	1	--	5	18	14
1994-95	4	2	2	0	--	4	11	10
1995-96	4	1	3	0	--	2	8	12
1996-97	4	1	3	0	--	2	11	14
1997-98	4	1	1	2	--	4	9	9
1998-99	4	2	2	0	--	4	12	17
1999-00	4	1	2	0	1	3	8	12
2000-01	4	2	2	0	0	4	13	14
2001-02	4	0	2	2	0	2	11	16
2002-03	4	3	1	0	0	6	13	8
2003-04	4	2	2	0	0	4	12	13
2005-06	4	1	3	--	0	2	14	22
2006-07	4	0	3	--	1	1	9	13
2007-08	4	1	2	--	1	3	11	15
2008-09	4	3	0	--	1	7	18	11
2009-10	4	4	0	--	0	8	20	13
2010-11	4	3	0	--	1	7	9	3
2011-12	4	2	1	--	1	5	8	8
2012-13	3	0	3	--	0	0	6	13
2013-14	4	0	4	--	0	0	5	13
2014-15	4	3	1	--	0	6	13	5
2015-16	5	2	2	--	1	5	13	16
2016-17	4	2	0	--	2	6	21	13
2017-18	4	2	2	--	0	4	13	12
2018-19	4	1	2	--	1	3	12	15
2019-20	3	2	1	--	0	4	13	9
2020-21	8	2	2	--	4	8	24	28
2021-22	4	3	1	--	0	6	18	11
2022-23	3	1	2	--	0	2	6	10
2023-24	4	2	2	--	0	4	11	11
<b>Totals</b>	<b>247</b>	<b>108</b>	<b>109</b>	<b>16</b>	<b>14</b>	<b>246</b>	<b>863</b>	<b>875</b>

## HOME

GP	W	L	T	OT	P	GF	GA
3	1	2	0	--	2	10	13
3	0	2	1	--	1	11	17
3	2	0	1	--	5	12	8
3	2	1	0	--	4	7	7
4	2	2	0	--	4	17	18
2	1	1	0	--	2	9	7
2	0	2	0	--	0	7	13
4	1	3	0	--	2	17	19
4	3	0	1	--	7	22	13
3	2	1	0	--	4	15	5
4	4	0	0	--	8	29	9
3	3	0	0	--	6	14	9
4	3	1	0	--	6	15	13
3	1	2	0	--	2	13	14
4	2	2	0	--	4	19	13
3	1	2	0	--	2	14	16
4	1	2	1	--	3	19	22
4	3	1	0	--	6	19	15
4	1	2	1	--	3	11	14
2	1	0	1	--	3	11	7
2	1	1	0	--	2	8	6
2	1	1	0	--	2	6	5
2	1	1	0	--	2	7	7
2	0	1	1	--	1	3	6
2	2	0	0	--	4	9	7
2	1	0	0	1	3	6	6
2	1	1	0	0	2	7	8
2	0	0	2	0	2	6	6
2	2	0	0	0	4	7	4
2	2	0	0	0	4	8	5
2	1	1	--	0	2	9	9
2	0	1	--	1	1	7	8
2	0	2	--	0	0	3	6
2	1	0	--	1	3	8	5
2	2	0	--	0	4	8	7
2	1	0	--	1	3	5	2
2	1	1	--	0	2	2	2
1	0	1	--	0	0	3	6
2	0	2	--	0	0	2	7
2	1	1	--	0	2	7	4
3	1	1	--	1	3	7	9
2	2	0	--	0	4	12	3
2	1	1	--	0	2	6	4
2	1	1	--	0	2	3	3
2	1	1	--	0	2	8	7
4	1	1	--	2	4	11	13
2	1	1	--	0	2	8	5
2	1	1	--	0	2	3	6
2	0	2	--	0	0	1	8
<b>126</b>	<b>61</b>	<b>49</b>	<b>9</b>	<b>7</b>	<b>138</b>	<b>471</b>	<b>426</b>

## AWAY

GP	W	L	T	OT	P	GF	GA
3	0	3	0	--	0	3	23
3	1	2	0	--	2	12	19
3	2	1	0	--	4	10	8
3	2	0	1	--	5	13	8
4	1	2	1	--	3	11	14
2	0	2	0	--	0	1	9
2	1	0	1	--	3	7	5
4	1	2	1	--	3	16	21
3	2	1	0	--	4	14	10
4	4	0	0	--	8	13	7
3	2	0	1	--	5	15	11
4	3	1	0	--	6	13	13
3	0	3	0	--	0	11	17
4	0	3	1	--	1	10	18
3	1	2	0	--	2	16	18
4	1	3	0	--	2	14	18
3	1	2	0	--	2	7	7
3	2	1	0	--	4	16	6
3	0	3	0	--	0	11	18
2	1	1	0	--	2	7	7
2	1	1	0	--	2	3	4
2	0	2	0	--	0	2	7
2	0	2	0	--	0	4	7
2	1	0	1	--	3	6	3
2	0	2	0	--	0	3	10
2	0	2	0	0	0	2	6
2	1	1	0	0	2	6	6
2	1	1	0	0	2	5	10
2	1	1	0	0	2	6	4
2	0	2	0	0	0	4	8
2	0	2	--	0	0	5	13
2	0	2	--	0	0	2	5
2	1	0	--	1	3	8	9
2	2	0	--	0	4	10	6
2	2	0	--	0	4	12	6
2	2	0	--	0	4	4	1
2	1	0	--	1	3	6	6
2	0	2	--	0	0	3	7
2	0	2	--	0	0	3	6
2	2	0	--	0	4	6	1
2	1	1	--	0	2	6	7
2	0	0	--	2	2	9	10
2	1	1	--	0	2	7	8
2	0	1	--	1	1	9	12
1	1	0	--	0	2	5	2
4	1	1	--	2	4	13	15
2	2	0	--	0	4	10	6
1	0	1	--	0	0	3	4
2	2	0	--	0	4	10	3
2	2	0	--	0	4	10	3
<b>121</b>	<b>47</b>	<b>60</b>	<b>7</b>	<b>7</b>	<b>108</b>	<b>392</b>	<b>449</b>

PPG Paints Arena, 1001 Fifth Avenue, Pittsburgh, PA 15219, 412.642.1300, Fax: 412.255.1980, @penguins

## 2023-24 WASHINGTON CAPITALS vs. PITTSBURGH PENGUINS

**CAPITALS TIED SEASON SERIES,  
2-2-0 • PITTSBURGH 2-2-0**

### 2023-24 Meetings

Oct. 13 at Washington, L, 0-4  
Jan. 2 at Pittsburgh, W, 4-3  
March 7 at Pittsburgh, W, 6-0  
April 4 at Washington, L, 1-4

Washington	Penguins	Capitals	Attend	Goaltenders	W. Goal
OCT. 13, 2023	4	0	18,573	TRISTAN JARRY / CHARLIE LINDGREN	EVGENI MALKIN
APRIL 4, 2024	4	1	18,573	ALEX NEDELJKOVIC / CHARLIE LINDGREN	PIERRE-OLIVIER JOSEPH

Pittsburgh	Penguins	Capitals	Attend	Goaltenders	W. Goal
JAN. 2, 2024	3	4	18,190	DARCY KUEMPER / ALEX NEDELJKOVIC	ALEX OVECHKIN
MARCH 7, 2024	0	6	17,093	CHARLIE LINDGREN / TRISTAN JARRY	TOM WILSON

CAPITALS	GP	G	A	P	+/-	PIM	PP	SH	GW	EN	S	%
Alex Ovechkin	4	3	1	4	-2	2	3	0	1	0	17	17.7
Dylan Strome	4	0	4	4	0	0	0	0	0	0	5	0.0
Sonny Milano	3	1	2	3	0	0	0	0	0	0	4	25.0
Beck Malenstyn	4	1	2	3	0	5	0	0	0	0	8	12.5
Hendrix Lapierre	3	1	2	3	2	0	0	0	0	0	2	50.0
Tom Wilson	4	2	0	2	-1	7	0	1	1	0	6	33.3
Rasmus Sandin	4	0	2	2	-4	4	0	0	0	0	3	0.0
Nick Jensen	4	1	0	1	2	0	0	0	0	0	7	14.3
Martin Fehervary	3	1	0	1	0	4	0	0	0	0	2	50.0
Ivan Miroshnichenko	2	1	0	1	2	2	0	0	0	0	5	20.0
John Carlson	4	0	1	1	0	0	0	0	0	0	13	0.0
Nic Dowd	3	0	1	1	-2	2	0	0	0	0	0	--
Anthony Mantha	2	0	1	1	0	0	0	0	0	0	1	0.0
Trevor van Riemsdyk	3	0	1	1	1	2	0	0	0	0	0	--
Ethan Bear	2	0	1	1	1	2	0	0	0	0	1	0.0
Alexander Alexeyev	2	0	1	1	0	0	0	0	0	0	1	0.0
T.J. Oshie	1	0	0	0	-1	0	0	0	0	0	2	0.0
Nicklas Backstrom	1	0	0	0	-1	0	0	0	0	0	0	--
Max Pacioretty	2	0	0	0	0	2	0	0	0	0	5	0.0
Evgeny Kuznetsov	2	0	0	0	0	0	0	0	0	0	4	0.0
Michael Sgarbossa	2	0	0	0	-1	0	0	0	0	0	4	0.0
Joel Edmundson	1	0	0	0	1	2	0	0	0	0	1	0.0
Nicolas Aube-Kubel	2	0	0	0	1	0	0	0	0	0	1	0.0
Lucas Johansen	1	0	0	0	0	0	0	0	0	0	1	0.0
Matthew Phillips	2	0	0	0	0	0	0	0	0	0	2	0.0
Connor McMichael	4	0	0	0	-1	2	0	0	0	0	3	0.0
Aliaksei Protas	3	0	0	0	1	0	0	0	0	0	3	0.0

PENGUINS	GP	G	A	P	+/-	PIM	PP	SH	GW	EN	S	%
Evgeni Malkin	4	1	4	5	-2	2	0	0	1	0	10	10.0
Sidney Crosby	4	3	1	4	0	0	3	0	0	0	14	21.4
Jake Guentzel	2	1	3	4	1	0	0	0	0	0	7	14.3
Reilly Smith	4	1	2	3	2	0	0	0	0	0	13	7.7
Rickard Rakell	4	1	2	3	3	2	0	0	0	0	11	9.1
Erik Karlsson	4	0	3	3	1	4	0	0	0	0	8	0.0
Lars Eller	4	1	1	2	2	2	0	0	0	1	12	8.3
Pierre-Olivier Joseph	4	1	1	2	0	0	0	0	1	0	3	33.3
Kris Letang	4	0	2	2	-1	2	0	0	0	0	11	0.0
Michael Bunting	1	1	0	1	1	0	0	0	0	0	6	16.7
Ryan Shea	1	1	0	1	2	0	0	0	0	0	2	50.0
Valtteri Puustinen	3	0	1	1	-1	2	0	0	0	0	1	0.0
Drew O'Connor	3	0	1	1	1	0	0	0	0	0	1	0.0
Jeff Carter	4	0	0	0	-1	2	0	0	0	0	6	0.0
Bryan Rust	3	0	0	0	0	2	0	0	0	0	4	0.0
Matt Nieto	1	0	0	0	0	2	0	0	0	0	1	0.0
Chad Ruhwedel	3	0	0	0	-2	2	0	0	0	0	3	0.0
Ryan Graves	3	0	0	0	-2	4	0	0	0	0	3	0.0
Marcus Pettersson	4	0	0	0	2	5	0	0	0	0	4	0.0
Jansen Harkins	3	0	0	0	-1	7	0	0	0	0	0	--
Noel Acciari	3	0	0	0	-3	0	0	0	0	0	5	0.0
Jesse Puljujarvi	2	0	0	0	-2	2	0	0	0	0	0	--
Emil Bemstrom	2	0	0	0	-1	0	0	0	0	0	6	0.0
Jonathan Gruden	1	0	0	0	0	0	0	0	0	0	1	0.0
Jack St. Ivany	1	0	0	0	1	0	0	0	0	0	1	0.0

GOALTENDER	GP	MIN	GA	GAA	SO	W	L	OT	SA	SV%
Tristan Jarry	3	102	7	4.13	1	1	1	0	48	.854
Alex Nedeljkovic	3	136	4	1.77	0	1	1	0	53	.925

GOALTENDER	GP	MIN	GA	GAA	SO	W	L	OT	SA	SV%
Darcy Kuemper	1	60	3	3.00	0	1	0	0	35	.914
Charlie Lindgren	3	179	7	2.34	1	1	2	0	97	.928

POWER PLAY/PENALTY	
POWER PLAY: 3 - 14 (21.4%)	PENALTY KILLING: 9 - 12 (75%)

POWER PLAY/PENALTY	
POWER PLAY: 3 - 12 (25%)	PENALTY KILLING: 11 - 14 (78.6%)

# San Jose Sharks



## CLUB INFORMATION

Founded ..... 1991-92  
 Home Arena ..... SAP Center at San Jose (17,562)  
 Stanley Cups ..... None  
 General Manager ..... Mike Grier  
 Head Coach ..... Ryan Warsofsky  
 Assistant Coach ..... Brian Wiseman, Doug Houda, Jeff Ulmer  
 Vice President, Communications ..... Scott Emmert  
 2023-24 Record ..... 19-54-9 (47 points)  
 2023-24 Finish ..... 8th, Pacific Division  
 2023-24 Playoffs ..... DNO

## SERIES INFORMATION

	Overall	at Washington	at San Jose
All-Time Series (W-L-T-OT)	WSH trails, 19-27-1-4	WSH trails, 9-13-0-4	WSH trails, 10-14-1-0
Current Streak	1 SJS win (11/27/23)	1 WSH win (10/29/23)	1 SJS win (11/27/23)
Last Washington Win	10/29/23 (3-1)	10/29/23 (3-1)	3/4/23 (8-3)
Last San Jose Win	11/27/23 (1-2)	2/12/23 (1-4)	11/27/23 (1-2)
Last Tie	12/10/97 (3-3)	None	12/10/97 (3-3)
Last Overtime Game	1/5/20 (W, 5-4 OT)	1/5/20 (W, 5-4 OT)	2/11/15 (W, 5-4 OT)
Overtime Record	3-4-1	1-4-0	2-0-1
Last 10 Games (W-L-OT)	6-3-1	3-4-3	7-3-0
Longest Unbeaten Streak	7 (12/4/17-11/20/21)	3 (12/4/17-1/5/20)	5 (3/10/18-3/4/23)
Longest Winning Streak	5 (2/19/92-10/30/93)	2 (two times)	5 (3/10/18-3/4/23)
Longest Winless Streak	11 (10/16/99-11/22/08)	6 (two times)	12 (12/2/95-1/7/12)
Longest Losing Streak	9 (10/16/99-12/16/05)	5 (10/16/99-11/8/03)	9 (12/12/98-1/7/12)
Washington Shutouts (Last)	2 (11/20/21)	None	2 (11/20/21)
San Jose Shutouts (Last)	4 (11/8/16)	3 (11/8/16)	1 (12/14/02)
Last Washington Hat Trick	A. Ovechkin (1/22/19)	A. Ovechkin (1/22/19)	None
Last San Jose Hat Trick	E. Kane (1/5/20)	E. Kane (1/5/20)	None
Most Washington Goals	8 (3/4/23)	6 (two times)	8 (3/4/23)
Most San Jose Goals	7 (two times)	7 (1/22/19)	7 (11/22/08)

## ALL-TIME SERIES HISTORY

Season	GP	W	L	T	OT	P	GF	GA
1991-92	2	2	0	0	--	4	10	4
1992-93	2	2	0	0	--	4	9	6
1993-94	2	1	1	0	--	2	5	4
1994-95	Teams did not meet in 1994-95							
1995-96	2	1	1	0	--	2	6	7
1996-97	2	1	1	0	--	2	5	5
1997-98	2	0	1	1	--	1	5	8
1998-99	2	1	1	0	--	2	4	3
1999-00	2	0	2	0	0	0	3	5
2000-01	1	0	1	0	0	0	3	5
2001-02	2	0	2	0	0	0	6	10
2002-03	2	0	2	0	0	0	2	5
2003-04	1	0	1	0	0	0	2	3
2005-06	1	0	1	--	0	0	1	4
2006-07	1	0	0	--	1	1	2	2
2007-08	Teams did not meet in 2007-08							
2008-09	1	0	1	--	0	0	2	7
2009-10	2	1	1	--	0	2	6	6
2010-11	2	0	2	--	0	0	2	5
2011-12	2	0	2	--	0	0	5	10
2012-13	Teams did not meet in 2012-13							
2013-14	2	1	0	--	1	3	3	3
2014-15	2	1	0	--	1	3	10	9
2015-16	2	0	2	--	0	0	2	10
2016-17	2	0	2	--	0	0	2	7
2017-18	2	2	0	--	0	4	6	1
2018-19	2	1	0	--	1	3	11	8
2019-20	2	2	0	--	0	4	10	6
2020-21	Teams did not meet in 2020-21							
2021-22	2	1	1	--	0	2	5	4
2022-23	2	1	1	--	0	2	9	7
2023-24	2	1	1	--	0	2	4	3
Totals	51	19	27	1	4	43	140	157

## HOME

GP	W	L	T	OT	P	GF	GA
1	1	0	0	--	2	6	2
1	1	0	0	--	2	5	3
1	0	1	0	--	0	1	2
1	1	0	0	--	2	3	2
1	1	0	0	--	2	3	2
1	0	1	0	--	0	2	5
1	1	0	0	--	2	3	1
1	0	1	0	0	0	2	3
1	0	1	0	0	0	3	5
1	0	1	0	0	0	2	5
1	0	1	0	0	0	2	3
1	0	1	0	0	0	2	3
0	0	0	0	0	0	0	0
1	0	0	--	1	1	2	2
0	0	0	0	0	0	0	0
1	1	0	--	0	2	4	1
1	0	1	--	0	0	0	2
1	0	1	--	0	0	3	5
1	0	0	--	1	1	1	1
1	0	0	--	1	1	5	5
1	0	1	--	0	0	0	5
1	0	1	--	0	0	0	3
1	1	0	--	0	2	4	1
1	0	0	--	1	1	6	7
1	1	0	--	0	2	5	4
1	0	1	--	0	0	1	4
1	0	1	--	0	0	1	4
1	1	0	--	0	2	3	1
26	9	13	0	4	22	69	81

## AWAY

GP	W	L	T	OT	P	GF	GA
1	1	0	0	--	2	4	2
1	1	0	0	--	2	4	3
1	1	0	0	--	2	4	2
1	0	1	0	--	0	3	5
1	0	1	0	--	0	2	3
1	0	0	1	--	1	3	3
1	0	1	0	--	0	1	2
1	0	1	0	0	0	1	2
0	0	0	0	0	0	0	0
1	0	1	0	0	0	4	5
1	0	1	0	0	0	0	2
0	0	0	0	0	0	0	0
1	0	1	0	0	0	1	4
0	0	0	0	0	0	0	0
1	0	1	--	0	0	2	7
1	0	1	--	0	0	2	5
1	0	1	--	0	0	2	3
1	0	1	--	0	0	2	5
1	1	0	--	0	2	2	2
1	1	0	--	0	2	5	4
1	0	1	--	0	0	2	5
1	0	1	--	0	0	2	4
1	1	0	--	0	2	2	0
1	1	0	--	0	2	5	1
1	1	0	--	0	2	5	2
1	1	0	--	0	2	4	0
1	1	0	--	0	2	8	3
1	0	1	--	0	0	1	2
25	10	14	1	0	21	71	76

## 2023-24 WASHINGTON CAPITALS vs. SAN JOSE SHARKS

**CAPITALS TIED SEASON SERIES,  
1-1-0 • SAN JOSE 1-1-0**

**2023-24 Meetings**  
Oct. 29 at Washington, W, 3-1  
Nov. 27 at San Jose, L, 1-2

Washington	Sharks	Capitals	Attend	Goaltenders	W. Goal
OCT. 29, 2023	1	3	15,856	DARCY KUEMPER / MACKENZIE BLACKWOOD	TOM WILSON
San Jose	Sharks	Capitals	Attend	Goaltenders	W. Goal
NOV. 27, 2023	2	1	10,759	MACKENZIE BLACKWOOD / DARCY KUEMPER	LUKE KUNIN

CAPITALS	GP	G	A	P	+/-	PIM	PP	SH	GW	EN	S	%
Evgeny Kuznetsov	2	2	0	2	1	0	0	0	0	1	6	33.3
Alex Ovechkin	2	0	2	2	1	0	0	0	0	0	12	0.0
John Carlson	2	0	2	2	2	0	0	0	0	0	3	0.0
Tom Wilson	2	1	0	1	2	0	0	0	1	0	13	7.7
Dylan Strome	2	1	0	1	1	0	0	0	0	0	5	20.0
Nick Jensen	2	0	1	1	0	0	0	0	0	0	3	0.0
Trevor van Riemsdyk	2	0	1	1	0	0	0	0	0	0	2	0.0
Hardy Haman Aktell	1	0	1	1	1	0	0	0	0	0	3	0.0
Martin Fehervary	2	0	1	1	2	2	0	0	0	0	2	0.0
T.J. Oshie	1	0	0	0	0	0	0	0	0	0	3	0.0
Nicklas Backstrom	1	0	0	0	0	0	0	0	0	0	0	--
Nic Dowd	1	0	0	0	0	0	0	0	0	0	2	0.0
Joel Edmundson	1	0	0	0	-1	2	0	0	0	0	0	--
Anthony Mantha	2	0	0	0	1	0	0	0	0	0	6	0.0
Sonny Milano	1	0	0	0	0	0	0	0	0	0	0	--
Beck Malenstyn	2	0	0	0	1	0	0	0	0	0	2	0.0
Matthew Phillips	2	0	0	0	-1	0	0	0	0	0	3	0.0
Rasmus Sandin	2	0	0	0	0	2	0	0	0	0	5	0.0
Connor McMichael	2	0	0	0	0	0	0	0	0	0	3	0.0
Aliaksei Protas	2	0	0	0	0	0	0	0	0	0	3	0.0
Hendrix Lapierre	2	0	0	0	0	0	0	0	0	0	0	--

SHARKS	GP	G	A	P	+/-	PIM	PP	SH	GW	EN	S	%
Luke Kunin	2	2	0	2	0	0	1	0	1	0	6	33.3
Ty Emberson	2	0	2	2	1	0	0	0	0	0	1	0.0
Fabian Zetterlund	2	1	0	1	-1	2	0	0	0	0	7	14.3
Mikael Granlund	2	0	1	1	1	0	0	0	0	0	4	0.0
Justin Bailey	1	0	1	1	0	0	0	0	0	0	0	--
Mario Ferraro	2	0	1	1	1	4	0	0	0	0	5	0.0
Nikita Okhotiuk	1	0	1	1	0	2	0	0	0	0	2	0.0
Marc-Edouard Vlasic	1	0	0	0	-1	0	0	0	0	0	2	0.0
Mike Hoffman	2	0	0	0	0	0	0	0	0	0	3	0.0
Tomas Hertl	1	0	0	0	-2	0	0	0	0	0	2	0.0
Matt Benning	2	0	0	0	-1	0	0	0	0	0	2	0.0
Kyle Burroughs	2	0	0	0	-2	2	0	0	0	0	4	0.0
Anthony Duclair	2	0	0	0	-2	0	0	0	0	0	0	--
Ryan Carpenter	2	0	0	0	0	0	0	0	0	0	4	0.0
Kevin Labanc	2	0	0	0	-1	0	0	0	0	0	3	0.0
Givani Smith	2	0	0	0	-1	0	0	0	0	0	2	0.0
Jacob MacDonald	1	0	0	0	0	2	0	0	0	0	2	0.0
Jan Rutta	1	0	0	0	-1	0	0	0	0	0	1	0.0
Filip Zadina	1	0	0	0	0	0	0	0	0	0	0	--
Calen Addison	1	0	0	0	0	0	0	0	0	0	0	--
Nico Sturm	2	0	0	0	-1	0	0	0	0	0	0	--
William Eklund	2	0	0	0	-1	0	0	0	0	0	4	0.0

GOALTENDER	GP	MIN	GA	GAA	SO	W	L	OT	SA	SV%
Darcy Kuemper	2	118	3	1.52	0	1	1	0	54	.944

GOALTENDER	GP	MIN	GA	GAA	SO	W	L	OT	SA	SV%
Mackenzie Blackwood	2	120	3	1.51	0	1	1	0	75	.960

POWER PLAY/PENALTY	
<b>POWER PLAY:</b> 0 - 6 (0%)	<b>PENALTY KILLING:</b> 2 - 3 (66.7%)

POWER PLAY/PENALTY	
<b>POWER PLAY:</b> 1 - 3 (33.3%)	<b>PENALTY KILLING:</b> 6 - 6 (100%)



# Seattle Kraken



## CLUB INFORMATION

Founded ..... 2021-22  
 Home Arena ..... Climate Pledge Arena (17,100)  
 Stanley Cups ..... None  
 Executive Vice President, General Manager ..... Ron Francis  
 Head Coach ..... Dan Bylsma  
 Assistant Coaches ..... Dave Lowry, Bob Woods, Jessica Campbell  
 CMO and Senior Vice President, Communications ..... Katie Townsend  
 2023-24 Record ..... 34-35-13 (81 points)  
 2023-24 Finish ..... 6th, Pacific Division  
 2023-24 Playoffs ..... DNP

## SERIES INFORMATION

	Overall	at Washington	at Seattle
All-Time Series (W-L-T-OT)	WSH leads, 3-2-0-1	WSH leads, 2-1-0-0	WSH tied, 1-1-0-1
Current Streak	1 WSH win (3/14/24)	1 SEA win (1/11/24)	1 WSH win (3/14/24)
Last Washington Win	3/14/24 (2-1)	12/9/22 (4-1)	3/14/24 (2-1)
Last Seattle Win	1/11/24 (1-4)	1/11/24 (1-4)	12/1/22 (2-3 OT)
Last Tie	None	None	None
Last Overtime Game	12/1/22 (L, 2-3 OT)	None	12/1/22 (L, 2-3 OT)
Overtime Record	0-1-0	0-0-0	0-1-0
Last 10 Games (W-L-OT)	3-2-1	2-1-0	1-1-1
Longest Unbeaten Streak	1 (3/5/22)	1 (3/5/22)	1 (3/14/24)
Longest Winning Streak	1 (two times)	2 (3/5/22-12/9/22)	1 (3/14/24)
Longest Winless Streak	1 (two times)	1 (1/11/24)	2 (11/21/21-12/1/22)
Longest Losing Streak	1 (two times)	1 (1/11/24)	2 (11/21/21-12/1/22)
Washington Shutouts (Last)	None	None	None
Seattle Shutouts (Last)	None	None	None
Last Washington Hat Trick	None	None	None
Last Seattle Hat Trick	None	None	None
Most Washington Goals	5 (3/5/22)	5 (3/5/22)	2 (three times)
Most Seattle Goals	5 (11/21/21)	4 (1/11/24)	5 (11/21/21)

## ALL-TIME SERIES HISTORY

Season	GP	W	L	T	OT	P	GF	GA
2021-22	2	1	1	--	0	2	7	7
2022-23	2	1	0	--	1	3	6	4
2023-24	2	1	1	--	0	2	3	5
<b>Totals</b>	<b>6</b>	<b>3</b>	<b>2</b>	<b>--</b>	<b>1</b>	<b>7</b>	<b>16</b>	<b>16</b>

## HOME

GP	W	L	T	OT	P	GF	GA
1	1	0	--	0	2	5	2
1	1	0	--	0	2	4	1
1	0	1	--	0	0	1	4
<b>3</b>	<b>2</b>	<b>1</b>	<b>--</b>	<b>0</b>	<b>4</b>	<b>10</b>	<b>7</b>

## AWAY

GP	W	L	T	OT	P	GF	GA
1	0	1	--	0	0	2	5
1	0	0	--	1	1	2	3
1	1	0	--	0	2	2	1
<b>3</b>	<b>1</b>	<b>1</b>	<b>--</b>	<b>1</b>	<b>3</b>	<b>6</b>	<b>9</b>

## 2023-24 WASHINGTON CAPITALS vs. SEATTLE KRAKEN

**CAPITALS TIED SEASON SERIES,  
1-1-0 • SEATTLE 1-1-0**

**2023-24 Meetings**  
Jan. 11 at Washington, L, 1-4  
March 14 at Seattle, W, 2-1

Washington	Kraken	Capitals	Attend	Goaltenders	W. Goal
JAN. 11, 2024	4	1	17,935	JOEY DACCORD / DARCY KUEMPER	ALEXANDER WENNBERG
Seattle	Kraken	Capitals	Attend	Goaltenders	W. Goal
MARCH 14, 2024	1	2	17,151	CHARLIE LINDGREN / JOEY DACCORD	CONNOR MCMICHAEL

CAPITALS	GP	G	A	P	+/-	PIM	PP	SH	GW	EN	S	%
T.J. Oshie	2	1	0	1	-1	2	1	0	0	0	4	25.0
Max Pacioretty	2	1	0	1	0	0	0	0	0	0	2	50.0
Connor McMichael	2	1	0	1	1	0	0	0	1	0	6	16.7
Alex Ovechkin	2	0	1	1	0	0	0	0	0	0	8	0.0
Trevor van Riemsdyk	2	0	1	1	1	2	0	0	0	0	1	0.0
John Carlson	2	0	0	0	0	0	0	0	0	0	2	0.0
Nick Jensen	2	0	0	0	0	0	0	0	0	0	2	0.0
Nic Dowd	2	0	0	0	-1	0	0	0	0	0	1	0.0
Evgeny Kuznetsov	1	0	0	0	-2	0	0	0	0	0	1	0.0
Joel Edmundson	1	0	0	0	-1	0	0	0	0	0	0	--
Tom Wilson	1	0	0	0	0	2	0	0	0	0	1	0.0
Anthony Mantha	1	0	0	0	0	0	0	0	0	0	1	0.0
Sonny Milano	1	0	0	0	1	0	0	0	0	0	0	--
Nicolas Aube-Kubel	1	0	0	0	-1	0	0	0	0	0	1	0.0
Dylan Strome	2	0	0	0	0	0	0	0	0	0	2	0.0
Ethan Bear	1	0	0	0	-2	0	0	0	0	0	4	0.0
Beck Malenstyn	2	0	0	0	-1	0	0	0	0	0	2	0.0
Martin Fehervary	2	0	0	0	-2	0	0	0	0	0	1	0.0
Alexander Alexeyev	1	0	0	0	0	2	0	0	0	0	0	--
Rasmus Sandin	1	0	0	0	0	0	0	0	0	0	0	--
Aliaksei Protas	2	0	0	0	-1	0	0	0	0	0	4	0.0
Hendrix Lapierre	2	0	0	0	-1	0	0	0	0	0	3	0.0
Ivan Miroshnichenko	1	0	0	0	0	0	0	0	0	0	3	0.0

KRAKEN	GP	G	A	P	+/-	PIM	PP	SH	GW	EN	S	%
Adam Larsson	2	1	1	2	2	0	0	0	0	0	2	50.0
Oliver Bjorkstrand	2	1	1	2	0	0	1	0	0	0	4	25.0
Brandon Tanev	2	0	2	2	2	0	0	0	0	0	2	0.0
Justin Schultz	2	1	0	1	0	0	0	0	0	0	1	100.0
Alexander Wennberg	1	1	0	1	2	0	0	0	1	0	1	100.0
Tye Kartye	2	1	0	1	1	0	0	0	0	0	2	50.0
Jaden Schwartz	1	0	1	1	1	0	0	0	0	0	2	0.0
Yanni Gourde	2	0	1	1	1	0	0	0	0	0	4	0.0
Jared McCann	2	0	1	1	-1	0	0	0	0	0	2	0.0
Kailer Yamamoto	1	0	1	1	0	0	0	0	0	0	1	0.0
Eeli Tolvanen	2	0	1	1	1	0	0	0	0	0	4	0.0
Jordan Eberle	2	0	0	0	0	0	0	0	0	0	1	0.0
Tomas Tatar	2	0	0	0	0	0	0	0	0	0	2	0.0
Brian Dumoulin	2	0	0	0	1	2	0	0	0	0	1	0.0
Jamie Oleksiak	2	0	0	0	0	0	0	0	0	0	3	0.0
Andre Burakovsky	2	0	0	0	-1	2	0	0	0	0	3	0.0
Pierre-Edouard Bellemare	1	0	0	0	0	0	0	0	0	0	2	0.0
Vince Dunn	1	0	0	0	2	0	0	0	0	0	6	0.0
Will Borgen	2	0	0	0	0	2	0	0	0	0	2	0.0
Matty Beniers	2	0	0	0	0	2	0	0	0	0	2	0.0
Ryker Evans	1	0	0	0	-1	2	0	0	0	0	0	--

GOALTENDER	GP	MIN	GA	GAA	SO	W	L	OT	SA	SV%
Darcy Kuemper	1	60	4	4.00	0	0	1	0	23	.826
Charlie Lindgren	1	60	1	1.00	0	1	0	0	24	.958

GOALTENDER	GP	MIN	GA	GAA	SO	W	L	OT	SA	SV%
Joey Daccord	2	119	3	1.52	0	1	1	0	49	.939

POWER PLAY/PENALTY	
<b>POWER PLAY:</b> 1 - 5 (20%)	<b>PENALTY KILLING:</b> 3 - 4 (75%)

POWER PLAY/PENALTY	
<b>POWER PLAY:</b> 1 - 4 (75%)	<b>PENALTY KILLING:</b> 4 - 5 (20%)

# St. Louis Blues



## CLUB INFORMATION

Founded ..... 1967-68  
 Home Arena ..... Enterprise Center (18,096)  
 Stanley Cups ..... 1 (2019)  
 President of Hockey Operations/GM/Alt. Gov. .... Doug Armstrong  
 Head Coach ..... Drew Bannister  
 Associate Coach ..... Steve Ott  
 Assistant Coaches ..... Claude Julien, Mike Weber  
 Vice President, Chief Communications Officer ..... Roger Hacker  
 2023-24 Record ..... 43-33-6 (92 points)  
 2023-24 Finish ..... 5th, Central Division  
 2023-24 Playoffs ..... DNQ

## SERIES INFORMATION

	Overall	at Washington	at St. Louis
All-Time Series (W-L-T-OT)	Series tied, 46-46-12-2	WSH leads, 27-21-4-0	WSH trails, 19-25-8-2
Current Streak	1 STL win (1/20/24)	1 WSH win (1/18/24)	3 STL wins (1/17/22-1/20/24)
Last Washington Win	1/18/24 (5-2)	1/18/24 (5-2)	10/2/19 (3-2 OT)
Last St. Louis Win	1/20/24 (0-3)	3/17/23 (2-5)	1/20/24 (0-3)
Last Tie	1/1/00 (1-1)	1/1/00 (1-1)	12/20/90 (3-3)
Last Overtime Game	11/17/22 (L, 4-5 SO)	1/7/18 (W, 4-3 OT)	11/17/22 (L, 4-5 SO)
Overtime Record	3-0-10	2-0-4	1-0-6
Last 10 Games (W-L-OT)	3-6-1	4-6-0	5-4-1
Longest Unbeaten Streak	10 (3/25/84 - 12/20/87)	6 (3/17/92 - 12/29/97)	8 (10/30/82-3/14/87)
Longest Winning Streak	9 (3/17/92 - 3/25/97)	6 (3/17/92 - 12/29/97)	4 (2/11/93-10/26/96)
Longest Winless Streak	9 (11/28/98-10/18/03)	4 (two times)	8 (10/25/97-2/13/10)
Longest Losing Streak	8 (12/7/74 - 2/13/76)	4 (12/8/74-2/13/76)	7 (10/25/97-10/27/07)
Washington Shutouts (Last)	None	None	None
St. Louis Shutouts (Last)	5 (1/20/24)	2 (3/26/16)	3 (1/20/24)
Last Washington Hat Trick	T. Oshie (1/18/24)	T. Oshie (1/18/24)	A. Ovechkin (4/9/16)
Last St. Louis Hat Trick	B. Hull (2/27/92)	None	B. Hull (2/27/92)
Most Washington Goals	10 (2/11/93)	9 (2/25/82)	10 (2/11/93)
Most St. Louis Goals	9 (11/15/75)	7 (2/23/75)	9 (11/15/75)

## ALL-TIME SERIES HISTORY

Season	GP	W	L	T	OT	P	GF	GA
1974-75	4	0	4	0	--	0	6	25
1975-76	4	0	4	0	--	0	7	20
1976-77	4	3	1	0	--	6	14	10
1977-78	4	1	1	2	--	4	9	9
1978-79	4	2	2	0	--	4	14	16
1979-80	4	2	2	0	--	4	14	18
1980-81	4	0	2	2	--	2	12	16
1981-82	3	2	1	0	--	4	21	12
1982-83	3	1	1	1	--	3	12	12
1983-84	3	2	1	0	--	4	12	8
1984-85	3	2	0	1	--	5	14	10
1985-86	3	3	0	0	--	6	14	9
1986-87	3	2	0	1	--	5	14	10
1987-88	3	0	2	1	--	1	5	9
1988-89	3	2	0	1	--	5	13	10
1989-90	3	0	2	1	--	1	2	6
1990-91	3	0	2	1	--	1	7	12
1991-92	3	2	1	0	--	4	15	12
1992-93	2	2	0	0	--	4	15	8
1993-94	2	2	0	0	--	4	9	5
1994-95	Teams did not meet in 1994-95							
1995-96	2	2	0	0	--	4	7	2
1996-97	2	2	0	0	--	4	9	6
1997-98	2	1	1	0	--	2	6	7
1998-99	2	0	2	0	--	0	4	8
1999-00	2	0	1	1	0	1	2	3
2000-01	1	0	1	0	0	0	0	2
2001-02	2	0	2	0	0	0	2	8
2002-03	1	0	1	0	0	0	3	5
2003-04	1	0	1	0	0	0	1	4
2005-06	1	1	0	--	0	2	4	4
2006-07	Teams did not meet in 2006-07							
2007-08	1	0	1	--	0	0	3	4
2008-09	1	1	0	--	0	2	4	2
2009-10	1	0	0	--	1	1	3	3
2010-11	2	2	0	--	0	4	7	3
2011-12	1	0	1	--	0	0	1	2
2012-13	Teams did not meet in 2012-13							
2013-14	2	2	0	--	0	4	8	2
2014-15	2	0	2	--	0	0	4	8
2015-16	2	1	1	--	0	2	5	5
2016-17	2	2	0	--	0	4	11	6
2017-18	2	2	0	--	0	4	8	5
2018-19	2	0	2	--	0	0	3	9
2019-20	1	1	0	--	0	2	3	2
2020-21	Teams did not meet in 2020-21							
2021-22	2	0	2	--	0	0	3	10
2022-23	2	0	1	--	1	1	6	9
2023-24	2	1	1	--	0	2	5	5
<b>Totals</b>	<b>106</b>	<b>46</b>	<b>46</b>	<b>12</b>	<b>2</b>	<b>106</b>	<b>341</b>	<b>361</b>

## HOME

GP	W	L	T	OT	P	GF	GA
2	0	2	0	--	0	3	10
2	0	2	0	--	0	3	7
2	2	0	0	--	4	8	4
2	1	1	0	--	2	4	4
2	1	1	0	--	2	8	8
2	2	0	0	--	4	11	7
2	0	1	1	--	1	5	6
2	2	0	0	--	4	17	5
1	0	1	0	--	0	3	4
2	1	1	0	--	2	8	6
1	1	0	0	--	2	7	5
2	2	0	0	--	4	9	5
1	1	0	0	--	2	5	3
2	0	1	1	--	1	4	6
1	1	0	0	--	2	4	3
2	0	1	1	--	1	2	5
1	0	1	0	--	0	1	2
1	1	0	0	--	2	6	4
1	1	0	0	--	2	5	2
1	1	0	0	--	2	5	2
1	1	0	0	--	2	4	1
1	1	0	0	--	2	3	2
1	1	0	0	--	2	4	2
1	0	1	0	--	0	2	4
1	0	0	1	0	1	1	1
0	0	0	0	0	0	0	0
1	0	1	0	0	0	1	4
1	0	1	0	0	0	3	5
0	0	0	0	0	0	0	0
1	1	0	--	0	2	4	4
0	0	0	--	0	0	0	0
1	1	0	--	0	2	4	2
0	0	0	--	0	0	0	0
1	1	0	--	0	2	3	2
1	0	1	--	0	0	1	2
1	1	0	--	0	2	4	1
1	0	1	--	0	0	3	4
1	0	1	--	0	0	0	4
1	1	0	--	0	2	4	3
1	1	0	--	0	2	4	3
1	1	0	--	0	2	4	3
1	0	1	--	0	0	1	4
0	0	0	--	0	0	0	0
1	0	1	--	0	0	2	5
1	0	1	--	0	0	2	5
1	1	0	--	0	2	5	2
<b>52</b>	<b>27</b>	<b>21</b>	<b>4</b>	<b>0</b>	<b>58</b>	<b>173</b>	<b>158</b>

## AWAY

GP	W	L	T	OT	P	GF	GA
2	0	2	0	--	0	3	15
2	0	2	0	--	0	4	13
2	1	1	0	--	2	6	6
2	0	0	2	--	2	5	5
2	1	1	0	--	2	6	8
2	0	2	0	--	0	3	11
2	0	1	1	--	1	7	10
1	0	1	0	--	0	4	7
2	1	0	1	--	3	9	8
1	1	0	0	--	2	4	2
2	1	0	1	--	3	7	5
1	1	0	0	--	2	5	4
2	1	0	1	--	3	9	7
1	0	1	0	--	0	1	3
2	1	0	1	--	3	9	7
1	0	1	0	--	0	0	1
2	0	1	1	--	1	6	10
2	1	1	0	--	2	9	8
1	1	0	0	--	2	10	6
1	1	0	0	--	2	4	3
1	1	0	0	--	2	3	1
1	1	0	0	--	2	6	4
1	0	1	0	--	0	2	5
1	0	1	0	--	0	2	4
1	0	1	0	--	0	1	2
1	0	1	0	0	0	0	2
1	0	1	0	0	0	1	4
0	0	0	0	0	0	0	0
1	0	1	0	0	0	1	4
0	0	0	0	0	0	0	0
1	0	1	--	0	0	3	4
0	0	0	--	0	0	0	0
1	0	0	--	1	1	3	3
1	1	0	--	0	2	4	1
0	0	0	0	0	0	0	0
1	1	0	--	0	2	4	1
1	0	1	--	0	0	1	4
1	1	0	--	0	2	5	1
1	1	0	--	0	2	7	3
1	1	0	--	0	2	4	2
1	0	1	--	0	0	2	5
1	1	0	--	0	2	3	2
1	0	1	--	0	0	1	5
1	0	0	--	1	1	4	4
1	0	1	--	0	0	0	3
<b>54</b>	<b>19</b>	<b>25</b>	<b>8</b>	<b>2</b>	<b>48</b>	<b>168</b>	<b>203</b>

Enterprise Center, 1401 Clark Ave. at Brett Hull Way, St. Louis, MO 63103, 314.622.2500, Fax: 314.622.2582, @StLouisBlues

## 2023-24 WASHINGTON CAPITALS vs. ST. LOUIS BLUES

**CAPITALS TIED SEASON SERIES,  
1-1-0 • ST. LOUIS 1-1-0**

**2023-24 Meetings**  
Jan. 18 at Washington, W, 5-2  
Jan. 20 at St. Louis, L, 0-3

Washington	Blues	Capitals	Attend	Goaltenders	W. Goal
JAN. 18, 2024	2	5	17,909	CHARLIE LINDGREN / JORDAN BINNINGTON	T.J. OSHIE
St. Louis	Blues	Capitals	Attend	Goaltenders	W. Goal
JAN. 20, 2024	3	0	18,096	JORDAN BINNINGTON / CHARLIE LINDGREN	COLTON PARAYKO

CAPITALS	GP	G	A	P	+/-	PIM	PP	SH	GW	EN	S	%
T.J. Oshie	2	3	0	3	0	0	2	0	1	1	5	60.0
Dylan Strome	2	1	1	2	-1	0	0	0	0	0	4	25.0
Max Pacioretty	2	0	2	2	-1	0	0	0	0	0	7	0.0
John Carlson	2	0	2	2	1	0	0	0	0	0	2	0.0
Nicolas Aube-Kubel	2	1	0	1	1	2	0	0	0	0	1	100.0
Alex Ovechkin	2	0	1	1	0	0	0	0	0	0	5	0.0
Martin Fehervary	2	0	1	1	2	2	0	0	0	0	1	0.0
Hendrix Lapierre	1	0	1	1	1	4	0	0	0	0	0	--
Nick Jensen	2	0	0	0	-1	0	0	0	0	0	2	0.0
Nic Dowd	2	0	0	0	0	4	0	0	0	0	2	0.0
Evgeny Kuznetsov	2	0	0	0	0	0	0	0	0	0	1	0.0
Joel Edmundson	1	0	0	0	0	0	0	0	0	0	0	--
Tom Wilson	2	0	0	0	1	14	0	0	0	0	2	0.0
Anthony Mantha	2	0	0	0	-1	0	0	0	0	0	3	0.0
Trevor van Riemsdyk	1	0	0	0	0	0	0	0	0	0	0	--
Ethan Bear	2	0	0	0	-1	0	0	0	0	0	3	0.0
Beck Malenstyn	1	0	0	0	0	0	0	0	0	0	1	0.0
Alexander Alexeyev	2	0	0	0	-3	2	0	0	0	0	2	0.0
Connor McMichael	2	0	0	0	-2	2	0	0	0	0	2	0.0
Aliaksei Protas	2	0	0	0	-1	0	0	0	0	0	1	0.0

BLUES	GP	G	A	P	+/-	PIM	PP	SH	GW	EN	S	%
Nathan Walker	2	2	0	2	1	0	0	0	0	0	2	100.0
Colton Parayko	2	1	1	2	1	0	0	1	1	0	4	25.0
Justin Faulk	2	0	2	2	0	0	0	0	0	0	5	0.0
Robert Thomas	2	0	2	2	1	14	0	0	0	0	4	0.0
Brayden Schenn	2	1	0	1	1	0	0	0	0	0	7	14.3
Jake Neighbours	2	1	0	1	-2	2	1	0	0	0	4	25.0
Nick Leddy	2	0	1	1	1	0	0	0	0	0	1	0.0
Pavel Buchnevich	2	0	1	1	0	2	0	0	0	0	6	0.0
Jordan Kyrou	2	0	1	1	0	0	0	0	0	0	3	0.0
Nikita Alexandrov	2	0	1	1	0	0	0	0	0	0	2	0.0
Marco Scandella	1	0	0	0	0	0	0	0	0	0	0	--
Kevin Hayes	2	0	0	0	1	0	0	0	0	0	1	0.0
Brandon Saad	2	0	0	0	0	0	0	0	0	0	1	0.0
Torey Krug	2	0	0	0	1	2	0	0	0	0	6	0.0
Oskar Sundqvist	2	0	0	0	-1	2	0	0	0	0	1	0.0
Adam Gaudette	2	0	0	0	0	4	0	0	0	0	0	--
Alexey Toropchenko	2	0	0	0	0	0	0	0	0	0	1	0.0
Scott Perunovich	1	0	0	0	0	0	0	0	0	0	0	--
Matthew Kessel	2	0	0	0	0	2	0	0	0	0	1	0.0

GOALTENDER	GP	MIN	GA	GAA	SO	W	L	OT	SA	SV%
Charlie Lindgren	2	120	5	2.51	0	1	1	0	49	.898

GOALTENDER	GP	MIN	GA	GAA	SO	W	L	OT	SA	SV%
Jordan Binnington	2	117	4	2.05	1	1	1	0	43	.907

POWER PLAY/PENALTY	
<b>POWER PLAY:</b> 2 - 7 (28.6%)	<b>PENALTY KILLING:</b> 6 - 7 (85.7%)

POWER PLAY/PENALTY	
<b>POWER PLAY:</b> 1 - 7 (14.3%)	<b>PENALTY KILLING:</b> 5 - 7 (71.4%)

# Tampa Bay Lightning



## CLUB INFORMATION

Founded ..... 1992-93  
 Home Arena ..... Amalie Arena (19,092)  
 Stanley Cups ..... 3 (2004, 2020, 2021)  
 Vice President & GM/Alternate Governor ..... Julien BriseBois  
 Head Coach ..... Jon Cooper  
 Assistant Coaches ..... Jeff Blashill, Jeff Halpern, Rob Zetterler  
 Vice President of Communications & Content ..... Brian Breseman  
 2023-24 Record ..... 45-29-8 (98 points)  
 2023-24 Finish ..... 4th, Atlantic Division  
 2023-24 Playoffs ..... E. Conference First Round (def. by FLA, 4-1)

## SERIES INFORMATION

	Overall	at Washington	at Tampa Bay
All-Time Series (W-L-T-OT)	WSH leads, 86-36-6-12	WSH leads, 48-12-4-7	WSH leads, 38-24-2-5
Current Streak	2 WSH wins (2/22/24-4/13/24)	1 WSH win (4/13/24)	1 WSH win (2/22/24)
Last Washington Win	4/13/24 (4-2)	4/13/24 (4-2)	2/22/24 (5-3)
Last Tampa Bay Win	12/23/23 (1-2 SO)	12/23/23 (1-2 SO)	3/30/23 (1-5)
Last Tie	10/23/01 (1-1)	3/31/96 (1-1)	10/23/01 (1-1)
Last Overtime Game	12/23/23 (1-2 SO)	12/23/23 (1-2 SO)	10/9/17 (L, 3-4 OT)
Overtime Record	6-6-17	4-3-12	2-3-5
Last 10 Games (W-L-OT)	5-3-2	6-1-3	4-4-2
Longest Unbeaten Streak	12 (12/15/07-12/7/09)	15 (11/11/10-11/24/17)	7 (12/15/07-12/7/09)
Longest Winning Streak	12 (12/15/07-12/7/09)	11 (2/3/99-12/23/02)	7 (12/15/07-12/7/09)
Longest Winless Streak	4 (two times)	3 (10/21/06-3/1/07)	5 (2/28/04-3/23/06)
Longest Losing Streak	3 (two times)	2 (two times)	4 (2/28/04-2/4/06)
Washington Shutouts (Last)	8 (12/23/16)	5 (12/23/16)	3 (12/7/09)
Tampa Bay Shutouts (Last)	5 (4/13/14)	2 (4/13/14)	3 (1/12/11)
Last Washington Hat Trick	T. Oshie (3/18/17)	N. Backstrom (12/13/14)	T. Oshie (3/18/17)
Last Tampa Bay Hat Trick	A. Killorn (3/16/19)	None	A. Killorn (3/16/19)
Most Washington Goals	10 (2/3/99)	10 (2/3/99)	8 (3/2/99)
Most Tampa Bay Goals	7 (1/12/10)	6 (two times)	7 (1/12/10)

## ALL-TIME SERIES HISTORY

Season	GP	W	L	T	OT	P	GF	GA
1992-93	2	1	0	1	--	3	7	5
1993-94	5	3	1	1	--	7	21	13
1994-95	4	3	0	1	--	7	11	4
1995-96	6	2	2	2	--	6	11	9
1996-97	5	4	1	0	--	8	17	12
1997-98	5	2	3	0	--	4	15	16
1998-99	5	3	2	0	--	6	27	13
1999-00	5	5	0	0	0	10	25	10
2000-01	5	4	1	0	0	8	16	11
2001-02	5	4	0	1	0	9	15	7
2002-03	5	3	2	0	0	6	14	9
2003-04	6	2	4	0	0	4	15	21
2005-06	8	4	2	--	2	10	19	23
2006-07	8	2	4	--	2	6	32	30
2007-08	8	6	2	--	0	12	26	23
2008-09	6	6	0	--	0	12	30	14
2009-10	6	4	2	--	0	8	20	17
2010-11	6	4	1	--	1	9	18	10
2011-12	6	3	2	--	1	7	18	20
2012-13	4	3	1	--	0	6	17	16
2013-14	3	2	0	--	1	5	9	8
2014-15	3	2	1	--	0	4	12	9
2015-16	3	3	0	--	0	6	11	6
2016-17	3	2	0	--	1	5	10	4
2017-18	3	1	1	--	1	3	8	9
2018-19	3	1	1	--	1	3	13	14
2019-20	3	3	0	--	0	6	12	6
2020-21	Teams did not meet in 2020-21							
2021-22	3	1	1	--	1	3	7	8
2022-23	3	1	2	--	0	2	9	12
2023-24	3	2	0	--	1	5	10	6
Totals	140	86	36	6	12	190	475	365

## HOME

GP	W	L	T	OT	P	GF	GA
1	0	0	1	--	1	2	2
3	1	1	1	--	3	14	12
2	1	0	1	--	3	4	2
3	1	1	1	--	3	4	3
2	2	0	0	--	4	11	6
3	1	2	0	--	2	10	9
2	1	1	0	--	2	12	6
3	3	0	0	0	6	15	5
2	2	0	0	0	4	6	2
3	3	0	0	0	6	10	4
2	2	0	0	0	4	6	2
3	1	2	0	0	2	7	12
4	3	0	--	1	7	10	9
4	1	2	--	1	3	19	16
4	3	1	--	0	6	14	11
3	3	0	--	0	6	16	9
3	2	1	--	0	4	10	9
3	2	0	--	1	5	12	4
3	3	0	--	0	6	12	10
2	2	0	--	0	4	10	7
2	1	0	--	1	3	5	5
1	1	0	--	0	2	4	2
2	2	0	--	0	4	9	5
1	1	0	--	0	2	4	0
2	1	1	--	0	2	5	5
1	0	0	--	1	1	4	5
2	2	0	--	0	4	7	4
2	1	0	--	1	3	5	5
1	1	0	--	0	2	5	1
2	1	0	--	1	3	5	3
71	48	12	4	7	107	257	175

## AWAY

GP	W	L	T	OT	P	GF	GA
1	1	0	0	--	2	5	3
2	2	0	0	--	4	7	1
2	2	0	0	--	4	7	2
3	1	1	1	--	3	7	6
3	2	1	0	--	4	6	6
2	1	1	0	--	2	5	7
3	2	1	0	--	4	15	7
2	2	0	0	0	4	10	5
3	2	1	0	0	4	10	9
2	1	0	1	0	3	5	3
3	1	2	0	0	2	8	7
3	1	2	0	0	2	8	9
4	1	2	--	1	3	9	14
4	1	2	--	1	3	13	14
4	3	1	--	0	6	12	12
3	3	0	--	0	6	14	5
3	2	1	--	0	4	10	8
3	2	1	--	0	4	6	6
3	0	2	--	1	1	6	10
2	1	1	--	0	2	7	9
1	1	0	--	0	2	4	3
2	1	1	--	0	2	8	7
1	1	0	--	0	2	2	1
2	1	0	--	1	3	6	4
1	0	0	--	1	1	3	4
2	1	1	--	0	2	9	9
1	1	0	--	0	2	5	2
1	0	1	--	0	0	2	3
2	0	2	--	0	0	4	11
1	1	0	--	0	2	5	3
69	38	24	2	5	83	218	190

## 2023-24 WASHINGTON CAPITALS vs. TAMPA BAY LIGHTNING

**CAPITALS WON SEASON SERIES,  
2-0-1 • TAMPA BAY 1-2-0**

**2023-24 Meetings**  
Dec. 23 at Washington, L, 1-2 (50)  
Feb. 22 at Tampa Bay, W, 5-3  
April 13 at Washington, W, 4-2

Washington	Lightning	Capitals	Attend	Goaltenders	W. Goal
DEC. 23, 2023	2	1	18,573	ANDREI VASILEVSKIY / CHARLIE LINDGREN	VICTOR HEDMAN
APRIL 13, 2024	2	4	18,573	CHARLIE LINDGREN / ANDREI VASILEVSKIY	JOHN CARLSON

Tampa Bay	Lightning	Capitals	Attend	Goaltenders	W. Goal
FEB. 22, 2024	3	5	19,092	CHARLIE LINDGREN / ANDREI VASILEVSKIY	RASMUS SANDIN

CAPITALS	GP	G	A	P	+/-	PIM	PP	SH	GW	EN	S	%
Tom Wilson	3	0	3	3	1	0	0	0	0	0	8	0.0
Dylan Strome	3	0	3	3	1	6	0	0	0	0	7	0.0
Anthony Mantha	2	2	0	2	3	0	0	0	0	0	4	50.0
Sonny Milano	2	2	0	2	0	0	0	0	0	0	2	100.0
Connor McMichael	3	2	0	2	1	2	0	0	0	1	7	28.6
Beck Malenstyn	3	0	2	2	2	0	0	0	0	0	6	0.0
Aliaksei Protas	3	0	2	2	3	0	0	0	0	0	6	0.0
John Carlson	3	1	0	1	3	0	1	0	1	0	8	12.5
Nic Dowd	2	1	0	1	1	5	0	0	0	0	1	100.0
Nicolas Aube-Kubel	3	1	0	1	2	2	0	0	0	0	3	33.3
Rasmus Sandin	2	1	0	1	-2	0	0	0	1	0	1	100.0
Alex Ovechkin	3	0	1	1	-3	0	0	0	0	0	11	0.0
T.J. Oshie	2	0	1	1	-1	0	0	0	0	0	4	0.0
Max Pacioretty	2	0	1	1	0	0	0	0	0	0	2	0.0
Nick Jensen	3	0	1	1	1	2	0	0	0	0	3	0.0
Joel Edmundson	2	0	1	1	1	0	0	0	0	0	4	0.0
Trevor van Riemsdyk	3	0	1	1	3	0	0	0	0	0	7	0.0
Hendrix Lapierre	2	0	1	1	0	0	0	0	0	0	1	0.0
Evgeny Kuznetsov	1	0	0	0	0	0	0	0	0	0	0	--
Michael Sgarbossa	1	0	0	0	-1	0	0	0	0	0	0	--
Ethan Bear	1	0	0	0	0	0	0	0	0	0	1	0.0
Martin Fehervary	2	0	0	0	-1	0	0	0	0	0	2	0.0
Alexander Alexeyev	1	0	0	0	1	0	0	0	0	0	3	0.0
Vincent Iorio	1	0	0	0	0	0	0	0	0	0	0	--
Ivan Miroshnichenko	1	0	0	0	0	0	0	0	0	0	1	0.0

LIGHTNING	GP	G	A	P	+/-	PIM	PP	SH	GW	EN	S	%
Brandon Hagel	3	2	0	2	-1	2	0	0	0	0	9	22.2
Brayden Point	3	0	2	2	-2	0	0	0	0	0	9	0.0
Luke Glendening	3	1	0	1	1	0	0	0	0	0	4	25.0
Tyler Motte	2	1	0	1	-1	0	0	0	0	0	3	33.3
Anthony Duclair	1	1	0	1	0	0	0	0	0	0	1	100.0
Nicholas Paul	3	1	0	1	0	2	0	0	0	0	6	16.7
Steven Stamkos	3	0	1	1	-1	4	0	0	0	0	10	0.0
Victor Hedman	3	0	1	1	-2	0	0	0	0	0	8	0.0
Calvin de Haan	2	0	1	1	0	0	0	0	0	0	0	--
Nikita Kucherov	3	0	1	1	-3	0	0	0	0	0	7	0.0
Conor Sheary	3	0	1	1	0	0	0	0	0	0	2	0.0
Darren Raddysh	3	0	1	1	-1	0	0	0	0	0	3	0.0
Anthony Cirelli	3	0	1	1	-2	0	0	0	0	0	3	0.0
Nick Perbix	3	0	1	1	1	0	0	0	0	0	2	0.0
Mathew Dumba	1	0	0	0	-2	0	0	0	0	0	3	0.0
Haydn Fleury	2	0	0	0	-1	0	0	0	0	0	3	0.0
Erik Cernak	2	0	0	0	2	0	0	0	0	0	2	0.0
Michael Eyssimont	3	0	0	0	-1	9	0	0	0	0	3	0.0
Tanner Jeannot	2	0	0	0	0	2	0	0	0	0	3	0.0
Alex Barré-Boulet	1	0	0	0	-1	0	0	0	0	0	0	--
Cole Koepke	1	0	0	0	0	0	0	0	0	0	2	0.0
Mitchell Chaffee	2	0	0	0	0	0	0	0	0	0	2	0.0
Emil Lilleberg	2	0	0	0	-2	0	0	0	0	0	1	0.0

GOALTENDER	GP	MIN	GA	GAA	SO	W	L	OT	SA	SV%
Charlie Lindgren	3	185	6	1.95	0	2	0	1	86	.930

GOALTENDER	GP	MIN	GA	GAA	SO	W	L	OT	SA	SV%
Andrei Vasilevskiy	3	181	9	2.98	0	1	2	0	91	.901

POWER PLAY/PENALTY
<b>POWER PLAY:</b> 1 - 8 (12.5%)
<b>PENALTY KILLING:</b> 6 - 6 (100%)

POWER PLAY/PENALTY
<b>POWER PLAY:</b> 0 - 6 (0%)
<b>PENALTY KILLING:</b> 7 - 8 (87.5%)

# Toronto Maple Leafs



## CLUB INFORMATION

Founded ..... 1917-18  
 Home Arena ..... Scotiabank Arena (18,819)  
 Stanley Cups ..... 13 (most recent, 1967)  
 President and Alternate Governor ..... Brendan Shanahan  
 General Manager ..... Brad Treliving  
 Head Coach ..... Craig Berube  
 Associate Coach ..... Lane Lambert  
 Assistant Coaches ..... Mike Van Ryn, Marc Savard  
 Vice President of Media Relations ..... Steve Keogh  
 2023-24 Record ..... 46-26-10 (102 points)  
 2023-24 Finish ..... 3rd, Atlantic Division  
 2023-24 Playoffs ..... E. Conference First Round (def. by BOS, 4-3)

## SERIES INFORMATION

	Overall	at Washington	at Toronto
All-Time Series (W-L-T-OT)	WSH leads, 77-64-10-7	WSH leads, 48-26-4-3	WSH trails, 29-38-6-4
Current Streak	4 TOR wins (1/29/23-3/28/24)	2 TOR wins (10/24/23-	4 TOR wins (4/14/22-3/28/24)
Last Washington Win	12/17/22 (5-2)	12/17/22 (5-2)	10/29/19 (4-3 OT)
Last Toronto Win	3/28/24 (1-5)	3/20/24 (3-7)	3/28/24 (1-5)
Last Tie	12/19/03 (2-2)	12/19/03 (2-2)	10/13/03 (2-2)
Last Overtime Game	4/24/22 (3-4 50)	4/24/22 (3-4 50)	10/29/19 (4-3 OT)
Overtime Record	6-7-6	3-3-3	3-4-3
Last 10 Games (W-L-OT)	2-7-1	4-5-1	4-6-0
Longest Unbeaten Streak	8 (12/17/83-12/10/85)	7 (two times)	6 (4/3/82-10/16/85)
Longest Winning Streak	7 (2/16/96-1/2/99)	7 (4/16/13-1/3/17)	6 (4/3/82-10/16/85)
Longest Winless Streak	8 (11/26/03-1/21/04)	7 (3/1/01-1/21/04)	12 (11/30/74-3/28/79)
Longest Losing Streak	4 (two times)	3 (two times)	4 (two times)
Washington Shutouts (Last)	6 (3/1/15)	5 (3/1/15)	1 (1/28/84)
Toronto Shutouts (Last)	4 (10/17/17)	1 (10/17/17)	3 (3/6/07)
Last Washington Hat Trick	E. Gustafsson (12/17/22)	E. Gustafsson (12/17/22)	A. Ovechkin (11/25/17)
Last Toronto Hat Trick	N. Kadri (1/23/19)	None	N. Kadri (1/23/19)
Most Washington Goals	11 (12/11/81)	11 (12/11/81)	8 (two times)
Most Toronto Goals	10 (2/12/77)	7 (two times)	10 (2/12/77)

## ALL-TIME SERIES HISTORY

Season	GP	W	L	T	OT	P	GF	GA
1974-75	5	1	4	0	--	2	13	21
1975-76	5	0	4	1	--	1	13	26
1976-77	5	3	2	0	--	6	15	21
1977-78	5	0	4	1	--	1	9	21
1978-79	4	1	1	2	--	4	16	19
1979-80	4	1	3	0	--	2	14	17
1980-81	4	3	1	0	--	6	23	13
1981-82	3	2	1	0	--	4	21	15
1982-83	3	2	1	0	--	4	11	9
1983-84	3	3	0	0	--	6	17	2
1984-85	3	2	0	1	--	5	11	4
1985-86	3	2	1	0	--	4	11	12
1986-87	3	2	1	0	--	4	16	12
1987-88	3	1	1	1	--	3	11	11
1988-89	3	2	1	0	--	4	7	5
1989-90	3	1	2	0	--	2	12	17
1990-91	3	1	2	0	--	2	10	13
1991-92	3	3	0	0	--	6	13	7
1992-93	2	2	0	0	--	4	9	6
1993-94	2	0	2	0	--	0	2	9
1994-95	Teams did not meet in 1994-95							
1995-96	2	1	1	0	--	2	5	9
1996-97	2	2	0	0	--	4	9	4
1997-98	2	2	0	0	--	4	9	4
1998-99	4	3	1	0	--	6	16	11
1999-00	4	1	2	1	0	3	14	15
2000-01	3	2	0	0	1	5	10	9
2001-02	4	1	2	1	0	3	11	13
2002-03	4	0	3	0	1	1	10	19
2003-04	4	0	2	2	0	2	7	11
2005-06	4	3	1	--	0	6	18	14
2006-07	4	2	2	--	0	4	9	13
2007-08	4	2	2	--	0	4	13	8
2008-09	4	2	1	--	1	5	9	6
2009-10	4	2	1	--	1	5	16	12
2010-11	4	3	0	--	1	7	14	11
2011-12	4	3	1	--	0	6	11	11
2012-13	3	1	2	--	0	2	9	7
2013-14	3	2	0	--	1	5	8	5
2014-15	3	2	1	--	0	4	12	8
2015-16	3	3	0	--	0	6	9	6
2016-17	3	2	1	--	0	4	12	10
2017-18	3	2	1	--	0	4	9	6
2018-19	3	1	2	--	0	2	8	12
2019-20	2	2	0	--	0	4	8	6
2020-21	Teams did not meet in 2020-21							
2021-22	3	0	2	--	1	1	9	15
2022-23	3	1	2	--	0	2	8	10
2023-24	3	0	3	--	0	0	5	16
<b>Totals</b>	<b>158</b>	<b>77</b>	<b>64</b>	<b>10</b>	<b>7</b>	<b>171</b>	<b>532</b>	<b>531</b>

## HOME

GP	W	L	T	OT	P	GF	GA
3	1	2	0	--	2	8	9
2	0	2	0	--	0	4	11
3	3	0	0	--	6	14	8
2	0	2	0	--	0	3	8
2	1	0	1	--	3	9	8
2	0	2	0	--	0	5	9
2	2	0	0	--	4	13	5
1	1	0	0	--	2	11	2
2	1	1	0	--	2	6	6
1	1	0	0	--	2	6	1
2	1	0	1	--	3	7	3
1	1	0	0	--	2	3	2
2	2	0	0	--	4	14	4
1	1	0	0	--	2	4	2
2	1	1	0	--	2	4	3
1	1	0	0	--	2	2	1
2	1	1	0	--	2	7	8
2	2	0	0	--	4	8	3
1	1	0	0	--	2	3	1
1	0	1	0	--	0	1	2
1	1	0	0	--	2	4	3
1	1	0	0	--	2	6	3
1	1	0	0	--	2	5	3
2	2	0	0	--	4	8	4
2	1	1	0	0	2	8	7
2	1	0	0	1	3	7	7
2	0	1	1	0	1	5	6
2	0	2	0	0	0	3	10
2	0	1	1	0	1	4	5
2	2	0	--	0	4	9	5
2	1	1	--	0	2	6	8
2	1	1	--	0	2	4	4
2	1	1	--	0	2	5	3
2	2	0	--	0	4	12	5
2	1	0	--	1	3	8	8
2	2	0	--	0	4	6	2
2	1	1	--	0	2	7	4
2	2	0	--	0	4	7	4
1	1	0	--	0	2	4	0
2	2	0	--	0	4	5	4
1	1	0	--	0	2	6	5
2	1	1	--	0	2	5	4
1	0	1	--	0	0	2	4
1	1	0	--	0	2	4	3
2	0	1	--	1	1	6	8
1	1	0	--	0	2	5	2
2	0	2	--	0	0	4	11
<b>81</b>	<b>48</b>	<b>26</b>	<b>4</b>	<b>3</b>	<b>103</b>	<b>287</b>	<b>228</b>

## AWAY

GP	W	L	T	OT	P	GF	GA
2	0	2	0	--	0	5	12
3	0	2	1	--	1	9	15
2	0	2	0	--	0	1	13
3	0	2	1	--	1	6	13
2	0	1	1	--	1	7	11
2	1	1	0	--	2	9	8
2	1	1	0	--	2	10	8
2	1	1	0	--	2	10	13
1	1	0	0	--	2	5	3
2	2	0	0	--	4	11	1
1	1	0	0	--	2	4	1
2	1	1	0	--	2	8	10
1	0	1	0	--	0	2	8
2	0	1	1	--	1	7	9
1	1	0	0	--	2	3	2
2	0	2	0	--	0	10	16
1	0	1	0	--	0	3	5
1	1	0	0	--	2	5	4
1	1	0	0	--	2	6	5
1	0	1	0	--	0	1	7
1	0	1	0	--	0	1	6
1	1	0	0	--	2	3	1
1	1	0	0	--	2	4	1
2	1	1	0	--	2	8	7
2	0	1	1	0	1	6	8
1	1	0	0	0	2	3	2
2	1	1	0	0	2	6	7
2	0	1	0	1	1	7	9
2	0	1	1	0	1	3	6
2	1	1	--	0	2	9	9
2	1	1	--	0	2	3	5
2	1	1	--	0	2	9	4
2	1	0	--	1	3	4	3
2	0	1	--	1	1	4	7
2	2	0	--	0	4	6	3
2	1	1	--	0	2	5	9
1	0	1	--	0	0	2	3
1	0	0	--	1	1	1	1
2	1	1	--	0	2	8	8
1	1	0	--	0	2	4	2
2	1	1	--	0	2	6	8
1	1	0	--	0	2	4	3
1	0	1	--	0	0	3	7
2	0	2	--	0	0	3	8
1	0	1	--	0	0	1	5
<b>77</b>	<b>29</b>	<b>38</b>	<b>6</b>	<b>4</b>	<b>68</b>	<b>245</b>	<b>303</b>

Scotiabank Arena, 40 Bay Street, Suite 400, Toronto, Ont. M5J 2X2, 416.815.5700., Fax: 416.359.9331, @MapleLeafs

## 2023-24 WASHINGTON CAPITALS vs. TORONTO MAPLE LEAFS

**CAPITALS LOST SEASON SERIES,  
0-3-0 • TORONTO 3-0-0**

**2023-24 Meetings**  
Oct. 24 at Washington, L, 1-4  
March 20 at Washington, L, 3-7  
March 28 at Toronto, L, 1-5

Washington	Maple Leafs	Capitals	Attend	Goaltenders	W. Goal
OCT. 24, 2023	4	1	16,641	JOSEPH WOLL / DARCY KUEMPER	JOHN TAVARES
MARCH 20, 2024	7	3	17,727	JOSEPH WOLL / CHARLIE LINDGREN	JAKE MCCABE

Toronto	Maple Leafs	Capitals	Attend	Goaltenders	W. Goal
MARCH 28, 2024	5	1	18,577	JOSEPH WOLL / CHARLIE LINDGREN	TYLER BERTUZZI

CAPITALS	GP	G	A	P	+/-	PIM	PP	SH	GW	EN	S	%
Alex Ovechkin	3	3	0	3	0	2	2	0	0	0	18	16.7
John Carlson	3	0	2	2	-6	2	0	0	0	0	9	0.0
Tom Wilson	2	0	2	2	-3	6	0	0	0	0	6	0.0
Nic Dowd	2	1	0	1	-4	2	0	0	0	0	1	100.0
Connor McMichael	3	1	0	1	-3	0	0	0	0	0	3	33.3
Nick Jensen	3	0	1	1	-5	0	0	0	0	0	4	0.0
Dylan Strome	3	0	1	1	-3	0	0	0	0	0	2	0.0
Rasmus Sandin	3	0	1	1	-1	0	0	0	0	0	4	0.0
Hendrix Lapierre	2	0	1	1	1	0	0	0	0	0	3	0.0
Ivan Miroshnichenko	2	0	1	1	-4	0	0	0	0	0	1	0.0
T.J. Oshie	2	0	0	0	-1	0	0	0	0	0	2	0.0
Nicklas Backstrom	1	0	0	0	-1	2	0	0	0	0	3	0.0
Max Pacioretty	2	0	0	0	-3	0	0	0	0	0	4	0.0
Evgeny Kuznetsov	1	0	0	0	-1	2	0	0	0	0	3	0.0
Michael Sgarbossa	2	0	0	0	0	0	0	0	0	0	1	0.0
Anthony Mantha	1	0	0	0	0	0	0	0	0	0	0	--
Trevor van Riemsdyk	3	0	0	0	1	0	0	0	0	0	4	0.0
Sonny Milano	2	0	0	0	-2	0	0	0	0	0	3	0.0
Nicolas Aube-Kubel	2	0	0	0	-2	0	0	0	0	0	1	0.0
Beck Malenstyn	3	0	0	0	-3	0	0	0	0	0	3	0.0
Matthew Phillips	1	0	0	0	-1	0	0	0	0	0	3	0.0
Martin Fehervary	3	0	0	0	-7	0	0	0	0	0	3	0.0
Alexander Alexeyev	3	0	0	0	-2	0	0	0	0	0	1	0.0
Aliaksei Protas	2	0	0	0	0	0	0	0	0	0	1	0.0

MAPLE LEAFS	GP	G	A	P	+/-	PIM	PP	SH	GW	EN	S	%
Auston Matthews	3	3	5	8	6	0	1	0	0	0	16	18.8
John Tavares	3	2	3	5	3	2	1	0	1	0	11	18.2
Max Domi	3	0	5	5	5	0	0	0	0	0	2	0.0
Tyler Bertuzzi	3	3	1	4	4	0	0	0	1	0	10	30.0
William Nylander	3	2	2	4	5	0	0	0	0	0	12	16.7
Bobby McMann	2	2	0	2	1	0	0	0	0	0	9	22.2
Morgan Rielly	2	1	1	2	3	0	1	0	0	0	2	50.0
Timothy Liljegren	2	0	2	2	1	0	0	0	0	0	0	--
Matthew Knies	3	0	2	2	2	2	0	0	0	0	1	0.0
Mark Giordano	2	1	0	1	2	2	0	0	0	0	3	33.3
Jake McCabe	3	1	0	1	3	0	0	0	1	0	3	33.3
Connor Dewar	2	1	0	1	0	0	0	0	0	0	4	25.0
Ryan Reaves	2	0	1	1	1	0	0	0	0	0	1	0.0
TJ Brodie	2	0	1	1	3	2	0	0	0	0	3	0.0
John Klingberg	1	0	1	1	0	0	0	0	0	0	0	--
Mitch Marner	1	0	1	1	1	0	0	0	0	0	1	0.0
David Kampf	3	0	1	1	0	2	0	0	0	0	1	0.0
Simon Benoit	2	0	1	1	2	0	0	0	0	0	1	0.0
Calle Jarnkrok	1	0	0	0	0	0	0	0	0	0	0	--
Joel Edmundson	1	0	0	0	2	0	0	0	0	0	0	--
Noah Gregor	2	0	0	0	0	0	0	0	0	0	3	0.0
Conor Timmins	2	0	0	0	2	0	0	0	0	0	4	0.0
Ilya Lyubushkin	1	0	0	0	2	0	0	0	0	0	1	0.0
Pontus Holmberg	3	0	0	0	1	2	0	0	0	0	1	0.0
Nicholas Robertson	2	0	0	0	1	0	0	0	0	0	5	0.0

GOALTENDER	GP	MIN	GA	GAA	SO	W	L	OT	SA	SV%
Darcy Kuemper	1	60	4	4.03	0	0	1	0	17	.765
Charlie Lindgren	2	120	12	6.00	0	0	2	0	77	.844

GOALTENDER	GP	MIN	GA	GAA	SO	W	L	OT	SA	SV%
Joseph Woll	3	180	5	1.67	0	3	0	0	83	.940

POWER PLAY/PENALTY	
POWER PLAY: 2 - 6 (33.3%)	PENALTY KILLING: 6 - 9 (66.7%)

POWER PLAY/PENALTY	
POWER PLAY: 3 - 9 (33.3%)	PENALTY KILLING: 4 - 6 (66.7%)



# Utah Hockey Club



## CLUB INFORMATION

Founded .....2024  
 Home Arena .....Delta Center (18,206)  
 Stanley Cups .....None  
 General Manager .....Bill Armstrong  
 Head Coach.....André Tourigny  
 Assistant Coaches..... John Madden, Blaine Forsythe, Mario Duhamel  
 Chief Communications Officer..... Caroline Klein  
 2023-24 Record ..... N/A  
 2023-24 Finish ..... N/A  
 2023-24 Playoffs ..... N/A

## SERIES INFORMATION

	Overall	at Washington	at Utah
All-Time Series (W-L-T-OT)			
Current Streak			
Last Washington Win			
Last Utah Win			
Last Tie			
Last Overtime Game			
Overtime Record			
Last 10 Games (W-L-OT)			
Longest Unbeaten Streak			
Longest Winning Streak			
Longest Winless Streak			
Longest Losing Streak			
Washington Shutouts (Last)			
Utah Shutouts (Last)			
Last Washington Hat Trick			
Last Utah Hat Trick			
Most Washington Goals			
Most Utah Goals			

### ALL-TIME SERIES HISTORY

Season	GP	W	L	T	OT	P	GF	GA
2024-25								
<b>Totals</b>								

### HOME

GP	W	L	T	OT	P	GF	GA

### AWAY

GP	W	L	T	OT	P	GF	GA



# Vancouver Canucks



## CLUB INFORMATION

Founded .....1970-71  
 Home Arena ..... Rogers Arena (18,870)  
 Stanley Cups ..... None  
 General Manager ..... Patrik Allvin  
 Head Coach ..... Rick Tocchet  
 Assistant Coaches ..... Adam Foote, Yogi Švejkovský  
 Director, Communications ..... Craig MacEwen  
 2023-24 Record ..... 50-23-9 (109 points)  
 2023-24 Finish ..... 1st, Pacific Division  
 2023-24 Playoffs ..... W. Conference Second Round (def by EDM, 4-3)

## SERIES INFORMATION

	Overall	at Washington	at Vancouver
All-Time Series (W-L-T-OT)	WSH leads, 52-41-9-3	WSH leads, 29-18-4-2	WSH trails, 23-23-5-1
Current Streak	1 WSH win (3/16/24)	1 VAN win (2/11/24)	5 WSH wins (10/22/18-3/16/24)
Last Washington Win	3/16/24 (2-1)	10/17/22 (6-4)	3/16/24 (2-1)
Last Vancouver Win	2/11/24 (2-3)	2/11/24 (2-3)	10/26/17 (2-6)
Last Tie	2/10/96 (4-4)	3/2/93 (3-3)	2/10/96 (4-4)
Last Overtime Game	3/11/22 (W, 4-3 OT)	11/23/19 (L, 1-2 SO)	3/11/22 (W, 4-3 OT)
Overtime Record	6-1-6	2-1-2	4-0-4
Last 10 Games (W-L-OT)	7-2-1	6-3-1	6-4-0
Longest Unbeaten Streak	13 (10/28/84-10/25/88)	8 (2/5/91-11/4/97)	9 (2/18/83-10/25/88)
Longest Winning Streak	7 (10/28/86-10/25/88)	7 (2/26/85-3/5/89)	4 (three times)
Longest Winless Streak	9 (12/17/74-10/13/76)	4 (1/23/75-1/6/76)	8 (12/17/74-1/31/78)
Longest Losing Streak	9 (12/17/74-10/13/76)	4 (1/23/75-1/6/76)	8 (12/17/74-1/31/78)
Washington Shutouts (Last)	3 (12/11/16)	3 (12/11/16)	None
Vancouver Shutouts (Last)	2 (3/23/03)	None	2 (3/23/03)
Last Washington Hat Trick	E. Kuznetsov (3/11/22)	None	E. Kuznetsov (3/11/22)
Last Vancouver Hat Trick	D. Lever (2/1/75)	None	D. Lever (2/1/75)
Most Washington Goals	9 (3/12/96)	9 (3/12/96)	7 (12/9/78)
Most Vancouver Goals	7 (three times)	7 (3/2/75)	7 (two times)

## ALL-TIME SERIES HISTORY

Season	GP	W	L	T	OT	P	GF	GA
1974-75	4	0	4	0	--	0	9	19
1975-76	4	0	4	0	--	0	9	21
1976-77	4	2	2	0	--	4	11	14
1977-78	4	0	4	0	--	0	7	16
1978-79	4	3	1	0	--	6	19	15
1979-80	4	3	1	0	--	6	17	13
1980-81	4	1	1	2	--	4	11	11
1981-82	3	1	1	1	--	3	11	11
1982-83	3	1	1	1	--	3	6	7
1983-84	3	2	1	0	--	4	13	11
1984-85	3	3	0	0	--	6	14	6
1985-86	3	2	0	1	--	5	11	8
1986-87	3	3	0	0	--	6	14	7
1987-88	3	3	0	0	--	6	13	6
1988-89	3	2	1	0	--	4	9	6
1989-90	3	0	2	1	--	1	7	12
1990-91	3	2	1	0	--	4	9	8
1991-92	3	1	1	1	--	3	11	10
1992-93	2	0	1	1	--	1	6	7
1993-94	2	2	0	0	--	4	7	4
1994-95	Teams did not meet in 1994-95							
1995-96	2	1	0	1	--	3	13	4
1996-97	2	2	0	0	--	4	9	3
1997-98	2	2	0	0	--	4	5	3
1998-99	2	0	2	0	--	0	2	6
1999-00	1	0	1	0	0	0	3	6
2000-01	2	2	0	0	0	4	7	5
2001-02	1	0	1	0	0	0	1	5
2002-03	1	0	1	0	0	0	0	6
2003-04	1	0	1	0	0	0	1	6
2005-06	Teams did not meet in 2005-06							
2006-07	1	0	0	--	1	1	2	2
2007-08	1	0	1	--	0	0	2	3
2008-09	1	1	0	--	0	2	5	1
2009-10	1	0	1	--	0	0	2	3
2010-11	1	0	1	--	0	0	2	4
2011-12	1	0	1	--	0	0	4	7
2012-13	Teams did not meet in 2012-13							
2013-14	2	1	1	--	0	2	6	6
2014-15	2	0	2	--	0	0	5	8
2015-16	2	2	0	--	0	4	7	3
2016-17	2	2	0	--	0	4	8	2
2017-18	2	1	1	--	0	2	5	7
2018-19	2	2	0	--	0	4	8	4
2019-20	2	1	0	--	1	3	6	6
2020-21	Teams did not meet in 2020-21							
2021-22	2	1	1	--	0	2	6	7
2022-23	2	2	0	--	0	4	11	5
2023-24	2	1	0	--	1	3	4	4
<b>Totals</b>	<b>105</b>	<b>52</b>	<b>41</b>	<b>9</b>	<b>3</b>	<b>116</b>	<b>338</b>	<b>328</b>

## HOME

GP	W	L	T	OT	P	GF	GA
2	0	2	0	--	0	5	10
2	0	2	0	--	0	5	10
2	2	0	0	--	4	8	5
2	0	2	0	--	0	4	9
2	1	1	0	--	2	6	8
2	2	0	0	--	4	9	5
2	1	1	0	--	2	5	5
2	1	0	1	--	3	11	8
1	0	0	1	--	1	1	1
2	1	1	0	--	2	7	7
1	1	0	0	--	2	3	2
2	2	0	0	--	4	7	4
1	1	0	0	--	2	3	2
2	2	0	0	--	4	10	4
1	1	0	0	--	2	3	0
2	0	2	0	--	0	3	8
1	1	0	0	--	2	5	3
2	1	0	1	--	3	10	7
1	0	0	1	--	1	3	3
1	1	0	0	--	2	3	2
1	1	0	0	--	2	9	0
1	1	0	0	--	2	4	1
1	1	0	0	--	2	2	1
1	0	1	0	--	0	1	2
0	0	0	0	0	0	0	0
1	1	0	0	0	2	3	2
1	0	1	0	0	0	1	5
0	0	0	0	0	0	0	0
1	0	1	0	0	0	1	6
0	0	0	0	0	0	0	0
1	0	1	--	0	0	2	3
1	1	0	--	0	2	5	1
0	0	0	0	0	0	0	0
1	0	1	--	0	0	2	4
0	0	0	0	0	0	0	0
1	1	0	--	0	2	4	3
1	0	1	--	0	0	3	4
1	1	0	--	0	2	4	1
1	1	0	--	0	2	3	0
1	1	0	--	0	2	3	1
1	1	0	--	0	2	3	2
1	0	0	--	1	1	1	1
1	0	1	--	0	0	2	4
1	1	0	--	0	2	6	4
1	0	0	--	1	1	2	3
<b>53</b>	<b>29</b>	<b>18</b>	<b>4</b>	<b>2</b>	<b>64</b>	<b>172</b>	<b>151</b>

## AWAY

GP	W	L	T	OT	P	GF	GA
2	0	2	0	--	0	4	9
2	0	2	0	--	0	4	11
2	0	2	0	--	0	3	9
2	0	2	0	--	0	3	7
2	2	0	0	--	4	13	7
2	1	1	0	--	2	8	8
2	0	0	2	--	2	6	6
1	0	1	0	--	0	0	3
2	1	1	0	--	2	5	6
1	1	0	0	--	2	6	4
2	2	0	0	--	4	11	4
1	0	0	1	--	1	4	4
2	2	0	0	--	4	11	5
1	1	0	0	--	2	3	2
2	1	1	0	--	2	6	6
1	0	0	1	--	1	4	4
2	1	1	0	--	2	4	5
1	0	1	0	--	0	1	3
1	0	1	0	--	0	3	4
1	1	0	0	--	2	4	2
1	0	0	1	--	1	4	4
1	1	0	0	--	2	5	2
1	1	0	0	--	2	3	2
1	0	1	0	--	0	1	4
1	0	1	0	0	0	3	6
1	1	0	0	0	2	4	3
0	0	0	0	0	0	0	0
1	0	1	0	0	0	0	6
0	0	0	0	0	0	0	0
1	0	0	--	1	1	2	2
0	0	0	0	0	0	0	0
0	0	0	0	0	0	0	0
1	0	1	--	0	0	2	3
1	1	0	--	0	2	4	2
1	1	0	--	0	2	5	2
1	0	1	--	0	0	2	6
1	1	0	--	0	2	5	2
1	1	0	--	0	2	5	5
1	1	0	--	0	2	4	3
1	1	0	--	0	2	5	1
1	1	0	--	0	2	2	1
<b>52</b>	<b>23</b>	<b>23</b>	<b>5</b>	<b>1</b>	<b>52</b>	<b>166</b>	<b>177</b>

Rogers Arena, 800 Griffiths Place, Vancouver, BC V6B 6G1, 604.899.4600, Fax: 604.899.4640, @Canucks

## 2023-24 WASHINGTON CAPITALS vs. VANCOUVER CANUCKS

**CAPITALS WON SEASON SERIES,  
1-0-1 • VANCOUVER 1-1-0**

**2023-24 Meetings**  
Feb. 11 at Washington, L, 2-3 (OT)  
March 16 at Vancouver, W, 2-1

Washington	Canucks	Capitals	Attend	Goaltenders	W. Goal
FEB. 11, 2024	3	2	18,573	THATCHER DEMKO / DARCY KUEMPER	J.T. MILLER
Vancouver	Canucks	Capitals	Attend	Goaltenders	W. Goal
MARCH 16, 2024	1	2	18,859	CHARLIE LINDGREN / CASEY DESMITH	ALEX OVECHKIN

CAPITALS	GP	G	A	P	+/-	PIM	PP	SH	GW	EN	S	%
Alex Ovechkin	2	2	0	2	2	0	0	0	1	0	4	50.0
Nic Dowd	2	1	0	1	1	0	0	0	0	0	4	25.0
Tom Wilson	2	1	0	1	0	0	0	0	0	0	3	33.3
T.J. Oshie	2	0	1	1	1	2	0	0	0	0	3	0.0
John Carlson	2	0	1	1	-2	0	0	0	0	0	8	0.0
Nicolas Aube-Kubel	1	0	1	1	1	0	0	0	0	0	0	--
Dylan Strome	2	0	1	1	1	0	0	0	0	0	3	0.0
Alexander Alexeyev	1	0	1	1	1	0	0	0	0	0	0	--
Rasmus Sandin	2	0	1	1	0	2	0	0	0	0	5	0.0
Connor McMichael	2	0	1	1	-2	2	0	0	0	0	3	0.0
Ivan Miroshnichenko	1	0	1	1	1	0	0	0	0	0	1	0.0
Max Pacioretty	2	0	0	0	-1	0	0	0	0	0	4	0.0
Nick Jensen	2	0	0	0	1	0	0	0	0	0	2	0.0
Michael Sgarbossa	1	0	0	0	-1	0	0	0	0	0	2	0.0
Joel Edmundson	1	0	0	0	0	0	0	0	0	0	0	--
Anthony Mantha	1	0	0	0	-1	0	0	0	0	0	1	0.0
Trevor van Riemsdyk	1	0	0	0	1	0	0	0	0	0	0	--
Sonny Milano	1	0	0	0	0	0	0	0	0	0	2	0.0
Ethan Bear	1	0	0	0	0	0	0	0	0	0	0	--
Beck Malenstyn	2	0	0	0	-1	2	0	0	0	0	4	0.0
Martin Fehervary	2	0	0	0	0	0	0	0	0	0	1	0.0
Aliaksei Protas	2	0	0	0	0	0	0	0	0	0	6	0.0
Hendrix Lapierre	1	0	0	0	0	0	0	0	0	0	1	0.0

CANUCKS	GP	G	A	P	+/-	PIM	PP	SH	GW	EN	S	%
Quinn Hughes	2	0	2	2	2	0	0	0	0	0	4	0.0
J.T. Miller	2	1	0	1	2	0	0	0	1	0	5	20.0
Brock Boeser	2	1	0	1	1	0	0	0	0	0	3	33.3
Conor Garland	2	1	0	1	0	0	0	0	0	0	9	11.1
Nils Hoglander	2	1	0	1	-1	0	0	0	0	0	4	25.0
Noah Juulsen	1	0	1	1	0	0	0	0	0	0	0	--
Elias Pettersson	2	0	1	1	0	0	0	0	0	0	5	0.0
Ilya Mikheyev	2	0	1	1	1	0	0	0	0	0	2	0.0
Ian Cole	2	0	0	0	-1	0	0	0	0	0	4	0.0
Tyler Myers	2	0	0	0	-1	2	0	0	0	0	0	--
Phillip Di Giuseppe	2	0	0	0	-1	2	0	0	0	0	0	--
Teddy Blueger	2	0	0	0	0	0	0	0	0	0	1	0.0
Carson Soucy	1	0	0	0	0	0	0	0	0	0	0	--
Elias Lindholm	2	0	0	0	0	0	0	0	0	0	3	0.0
Nikita Zadorov	1	0	0	0	0	0	0	0	0	0	1	0.0
Mark Friedman	1	0	0	0	0	2	0	0	0	0	1	0.0
Sam Lafferty	1	0	0	0	-1	0	0	0	0	0	2	0.0
Dakota Joshua	1	0	0	0	0	0	0	0	0	0	2	0.0
Filip Hronek	2	0	0	0	-1	0	0	0	0	0	4	0.0
Pius Suter	2	0	0	0	-1	0	0	0	0	0	1	0.0
Vasily Podkolzin	1	0	0	0	0	0	0	0	0	0	0	--
Nils Aman	1	0	0	0	-1	0	0	0	0	0	0	--

GOALTENDER	GP	MIN	GA	GAA	SO	W	L	OT	SA	SV%
Darcy Kuemper	1	65	3	2.77	0	0	0	1	29	.897
Charlie Lindgren	1	60	1	1.00	0	1	0	0	22	.955

GOALTENDER	GP	MIN	GA	GAA	SO	W	L	OT	SA	SV%
Thatcher Demko	1	65	2	1.85	0	1	0	0	33	.939
Casey DeSmith	1	58	2	2.07	0	0	1	0	24	.917

POWER PLAY/PENALTY	
<b>POWER PLAY:</b> 0 - 3 (0%)	<b>PENALTY KILLING:</b> 4 - 4 (100%)

POWER PLAY/PENALTY	
<b>POWER PLAY:</b> 0 - 4 (0%)	<b>PENALTY KILLING:</b> 3 - 3 (100%)

# Vegas Golden Knights



## CLUB INFORMATION

Founded ..... 2017-18  
 Home Arena ..... T-Mobile Arena (17,367)  
 Stanley Cups ..... 1 (2023)  
 Chairman, CEO & Governor ..... Bill Foley  
 President of Hockey Operations, Alt. Governor ..... George McPhee  
 General Manager ..... Kelly McCrimmon  
 Head Coach ..... Bruce Cassidy  
 Assistant Coaches . . . Dominique Ducharme, John Stevens, Joel Ward  
 Vice President, Communications and Content ..... Nate Ewell  
 2023-24 Record ..... 45-29-8 (98 points)  
 2023-24 Finish ..... 4th, Pacific Division  
 2023-24 Playoffs ..... W. Conference First Round (def. by DAL, 4-3)

## SERIES INFORMATION

	Overall	at Washington	at Vegas
All-Time Series (W-L-T-OT)	WSH trails, 3-7-0-2	WSH leads, 3-2-0-1	WSH trails, 0-5-0-1
Current Streak	1 VGK win (12/2/23)	1 WSH win (11/14/23)	6 VGK wins (12/23/17-12/2/23)
Last Washington Win	11/14/23 (3-0)	11/14/23 (3-0)	None
Last Vegas Win	12/2/23 (1-4)	11/1/22 (2-3 OT)	12/2/23 (1-4)
Last Tie	none	None	None
Last Overtime Game	11/1/22 (2-3 OT)	11/1/22 (2-3 OT)	4/20/22 (3-4 OT)
Overtime Record	0-2-0	0-1-0	0-1-0
Last 10 Games (W-L-OT)	2-6-2	2-2-1	0-4-1
Longest Unbeaten Streak	1 (three times)	2 (10/10/18-11/9/19)	None
Longest Winning Streak	1 (three times)	2 (10/10/18-11/9/19)	None
Longest Winless Streak	5 (2/17/20-1/21/23)	1 (two times)	6 (12/23/17-12/2/23)
Longest Losing Streak	2 (two times)	1 (two times)	3 (12/23/17-2/17/20)
Washington Shutouts (Last)	1 (11/14/23)	1 (11/14/23)	None
Vegas Shutouts (Last)	2 (1/24/22)	1 (1/24/22)	1 (12/23/17)
Last Washington Hat Trick	None	None	None
Last Vegas Hat Trick	None	None	None
Most Washington Goals	5 (two times)	5 (two times)	3 (two times)
Most Vegas Goals	6 (1/21/23)	4 (2/4/18)	6 (1/21/23)

## ALL-TIME SERIES HISTORY

Season	GP	W	L	T	OT	P	GF	GA
2017-18	2	0	2	--	0	0	3	7
2018-19	2	1	1	--	0	2	8	7
2019-20	2	1	1	--	0	2	7	5
2020-21	Teams did not meet in 2020-21							
2021-22	2	0	1	--	1	1	3	5
2022-23	2	0	1	--	1	1	4	9
2023-24	2	1	1	--	0	2	4	4
<b>Totals</b>	<b>12</b>	<b>3</b>	<b>7</b>	<b>--</b>	<b>2</b>	<b>8</b>	<b>29</b>	<b>37</b>

## HOME

GP	W	L	T	OT	P	GF	GA
1	0	1	--	0	0	3	4
1	1	0	--	0	2	5	2
1	1	0	--	0	2	5	2
1	0	1	--	0	0	0	1
1	0	0	--	1	1	2	3
1	1	0	--	0	2	3	0
<b>6</b>	<b>3</b>	<b>2</b>	<b>--</b>	<b>1</b>	<b>7</b>	<b>18</b>	<b>12</b>

## AWAY

GP	W	L	T	OT	P	GF	GA
1	0	1	--	0	0	0	3
1	0	1	--	0	0	3	5
1	0	1	--	0	0	2	3
1	0	0	--	1	1	3	4
1	0	1	--	0	0	2	6
1	0	1	--	0	0	1	4
<b>6</b>	<b>0</b>	<b>5</b>	<b>--</b>	<b>1</b>	<b>1</b>	<b>11</b>	<b>25</b>

## 2023-24 WASHINGTON CAPITALS vs. VEGAS GOLDEN KNIGHTS

**CAPITALS TIED SEASON SERIES,  
1-1-0 • VEGAS 1-1-0**

**2023-24 Meetings**  
Nov. 14 at Washington, W, 3-0  
Dec. 2 at Vegas, L, 1-4

Washington	Golden Knights	Capitals	Attend	Goaltenders	W. Goal
NOV. 14, 2023	0	3	16,598	CHARLIE LINDGREN / LOGAN THOMPSON	DYLAN STROME

Vegas	Golden Knights	Capitals	Attend	Goaltenders	W. Goal
DEC. 2, 2023	4	1	18,140	LOGAN THOMPSON / DARCY KUEMPER	JACK EICHEL

CAPITALS	GP	G	A	P	+/-	PIM	PP	SH	GW	EN	S	%
Dylan Strome	2	1	1	2	1	0	0	0	1	0	6	16.7
John Carlson	2	0	2	2	1	4	0	0	0	0	3	0.0
Tom Wilson	2	1	0	1	-1	4	0	0	0	0	4	25.0
Beck Malenstyn	2	1	0	1	1	2	0	0	0	0	2	50.0
Connor McMichael	2	1	0	1	-1	0	0	0	0	1	2	50.0
Sonny Milano	2	0	1	1	1	0	0	0	0	0	0	--
Rasmus Sandin	2	0	1	1	1	0	0	0	0	0	3	0.0
Alex Ovechkin	2	0	0	0	0	0	0	0	0	0	4	0.0
T.J. Oshie	1	0	0	0	0	0	0	0	0	0	3	0.0
Nick Jensen	2	0	0	0	1	0	0	0	0	0	1	0.0
Nic Dowd	2	0	0	0	1	0	0	0	0	0	2	0.0
Evgeny Kuznetsov	2	0	0	0	1	2	0	0	0	0	3	0.0
Dylan McIlrath	1	0	0	0	0	5	0	0	0	0	1	0.0
Joel Edmundson	1	0	0	0	0	0	0	0	0	0	1	0.0
Anthony Mantha	1	0	0	0	-1	0	0	0	0	0	1	0.0
Trevor van Riemsdyk	1	0	0	0	-1	0	0	0	0	0	3	0.0
Nicolas Aube-Kubel	2	0	0	0	1	0	0	0	0	0	1	0.0
Lucas Johansen	1	0	0	0	0	2	0	0	0	0	1	0.0
Matthew Phillips	1	0	0	0	1	0	0	0	0	0	1	0.0
Martin Fehervary	1	0	0	0	-1	0	0	0	0	0	3	0.0
Alexander Alexeyev	1	0	0	0	1	0	0	0	0	0	0	--
Aliaksei Protas	2	0	0	0	-1	0	0	0	0	0	6	0.0
Hendrix Lapierre	1	0	0	0	0	0	0	0	0	0	2	0.0

GOLDEN KNIGHTS	GP	G	A	P	+/-	PIM	PP	SH	GW	EN	S	%
Jack Eichel	2	1	2	3	1	0	0	0	1	0	6	16.7
Jonathan Marchessault	2	2	0	2	0	4	1	0	0	1	7	28.6
Mark Stone	2	1	0	1	0	0	0	0	0	0	10	10.0
William Karlsson	2	0	1	1	0	0	0	0	0	0	7	0.0
Ben Hutton	2	0	1	1	0	0	0	0	0	0	1	0.0
Ivan Barbashev	2	0	1	1	1	0	0	0	0	0	3	0.0
Paul Cotter	2	0	1	1	1	17	0	0	0	0	3	0.0
Alec Martinez	1	0	0	0	0	0	0	0	0	0	2	0.0
Alex Pietrangelo	2	0	0	0	1	0	0	0	0	0	4	0.0
Brayden McNabb	2	0	0	0	0	0	0	0	0	0	2	0.0
Chandler Stephenson	1	0	0	0	-1	0	0	0	0	0	1	0.0
Shea Theodore	1	0	0	0	-1	0	0	0	0	0	1	0.0
William Carrier	2	0	0	0	-1	2	0	0	0	0	3	0.0
Michael Amadio	2	0	0	0	-2	0	0	0	0	0	7	0.0
Keegan Kolesar	2	0	0	0	0	5	0	0	0	0	1	0.0
Nicolas Roy	1	0	0	0	-1	0	0	0	0	0	3	0.0
Brett Howden	2	0	0	0	-1	0	0	0	0	0	1	0.0
Nicolas Hague	1	0	0	0	0	0	0	0	0	0	3	0.0
Jonas Rondbjerg	1	0	0	0	0	0	0	0	0	0	0	--
Zach Whitecloud	2	0	0	0	-2	0	0	0	0	0	3	0.0
Kaedan Korczak	1	0	0	0	0	0	0	0	0	0	2	0.0
Pavel Dorofeyev	1	0	0	0	-1	0	0	0	0	0	1	0.0

GOALTENDER	GP	MIN	GA	GAA	SO	W	L	OT	SA	SV%
Darcy Kuemper	1	59	3	3.03	0	0	1	0	35	.914
Charlie Lindgren	1	60	0	0.00	1	1	0	0	35	1.000

GOALTENDER	GP	MIN	GA	GAA	SO	W	L	OT	SA	SV%
Logan Thompson	2	118	3	1.53	0	1	1	0	52	.942

POWER PLAY/PENALTY	
POWER PLAY: 0 - 4 (0%)	PENALTY KILLING: 5 - 6 (83.3%)

POWER PLAY/PENALTY	
POWER PLAY: 1 - 6 (16.7%)	PENALTY KILLING: 4 - 4 (100%)

# Winnipeg Jets



## CLUB INFORMATION

Founded ..... 1999-00 (ATL), 2011-12 (WPG)  
 Home Arena ..... Canada Life Centre (15,325)  
 Stanley Cups ..... None  
 Executive Vice President & General Manager ..... Kevin Cheveldayoff  
 Head Coach ..... Scott Arniel  
 Assistant Coaches .....  
 Dean Chynoweth, Davis Payne, Marty Johnston, Wade Flaherty  
 Senior Director, Hockey Communications ..... Scott Brown  
 2023-24 Record ..... 52-24-6 (110 points)  
 2023-24 Finish ..... 2nd, Central Division  
 2023-24 Playoffs ..... W. Conference First Round (def. by COL, 4-1)

## SERIES INFORMATION

	Overall	at Washington	at Winnipeg
All-Time Series (W-L-T-OT)	WSH leads, 56-29-5-9	WSH leads, 34-9-3-3	WSH leads, 22-20-2-6
Current Streak	1 WSH win (3/24/24)	11 WSH wins (4/23/13-3/24/24)	1 WPG win (3/11/24)
Last Washington Win	3/24/24 (3-0)	3/24/24 (3-0)	12/11/22 (5-2)
Last Winnipeg Win	3/11/24 (0-3)	1/22/13 (2-4)	3/11/24 (0-3)
Last Tie	3/20/04 (2-2)	3/20/04 (2-2)	12/6/01 (3-3)
Last Overtime Game	1/18/22 (W, 4-3 OT)	1/18/22 (W, 4-3 OT)	2/13/18 (L, 3-4 OT)
Overtime Record	9-6-5	8-2-3	1-4-2
Last 10 Games (W-L-OT)	7-3-0	10-0-0	4-4-2
Longest Unbeaten Streak	8 (4/5/09-4/9/10)	11 (4/23/13-3/24/24)	5 (4/4/07-3/21/08)
Longest Winning Streak	8 (4/5/09-4/9/10)	11 (4/23/13-3/24/24)	4 (two times)
Longest Winless Streak	5 (3/13/04-10/8/05)	3 (two times)	4 (two times)
Longest Losing Streak	4 (11/19/10-11/17/11)	2 (11/3/06-11/22/06)	4 (10/8/10-11/17/11)
Washington Shutouts (Last)	9 (3/24/24)	3 (3/24/24)	6 (3/21/13)
Winnipeg Shutouts (Last)	7 (3/11/24)	1 (2/2/08)	6 (3/11/24)
Last Washington Hat Trick	A. Semin (10/23/10)	A. Semin (10/23/10)	A. Ovechkin (12/15/06)
Last Winnipeg Hat Trick	I. Kovalchuk (12/6/02)	I. Kovalchuk (12/6/02)	None
Most Washington Goals	8 (1/9/10)	7 (12/6/02)	8 (1/9/10)
Most Winnipeg Goals	8 (10/8/05)	7 (10/7/05)	8 (10/8/05)

## ALL-TIME SERIES HISTORY

Season	GP	W	L	T	OT	P	GF	GA
1999-00	5	4	1	0	0	8	18	7
2000-01	5	2	1	2	0	6	14	10
2001-02	5	3	1	1	0	7	14	6
2002-03	5	3	1	1	0	7	26	19
2003-04	6	2	3	1	0	5	16	15
2005-06	8	3	4	--	1	7	24	39
2006-07	8	3	3	--	2	8	22	25
2007-08	8	4	2	--	2	10	22	19
2008-09	6	4	2	--	0	8	24	24
2009-10	6	6	0	--	0	12	29	13
2010-11	6	2	4	--	0	4	13	20
2011-12	6	2	2	--	2	6	13	16
2012-13	5	4	1	--	0	8	20	8
2013-14	2	2	0	--	0	4	8	6
2014-15	2	1	1	--	0	2	5	4
2015-16	2	1	0	--	1	3	6	5
2016-17	2	2	0	--	0	4	7	5
2017-18	2	1	0	--	1	3	6	6
2018-19	2	1	1	--	0	2	4	4
2019-20	2	1	1	--	0	2	3	6
2020-21	Teams did not meet in 2020-21							
2021-22	2	2	0	--	0	4	9	5
2022-23	2	2	0	--	0	4	9	3
2023-24	2	1	1	--	0	2	3	3
<b>Totals</b>	<b>99</b>	<b>56</b>	<b>29</b>	<b>5</b>	<b>9</b>	<b>126</b>	<b>315</b>	<b>268</b>

## HOME

GP	W	L	T	OT	P	GF	GA
2	2	0	0	0	4	8	2
3	2	0	1	0	5	10	5
2	2	0	0	0	4	8	2
3	2	0	1	0	5	17	13
3	1	1	1	0	3	7	7
4	2	2	--	0	4	13	18
4	1	2	--	1	3	11	14
4	2	2	--	0	4	11	11
3	3	0	--	0	6	15	10
3	3	0	--	0	6	12	5
3	2	1	--	0	4	11	10
3	1	0	--	2	4	9	9
2	1	1	--	0	2	7	7
1	1	0	--	0	2	4	2
1	1	0	--	0	2	5	1
1	1	0	--	0	2	5	3
1	1	0	--	0	2	4	3
1	1	0	--	0	2	3	2
1	1	0	--	0	2	3	1
1	1	0	--	0	2	3	3
1	1	0	--	0	2	4	3
1	1	0	--	0	2	4	1
1	1	0	--	0	2	3	0
<b>49</b>	<b>34</b>	<b>9</b>	<b>3</b>	<b>3</b>	<b>74</b>	<b>177</b>	<b>132</b>

## AWAY

GP	W	L	T	OT	P	GF	GA
3	2	1	0	0	4	10	5
2	0	1	1	0	1	4	5
3	1	1	1	0	3	6	4
2	1	1	0	0	2	9	6
3	1	2	0	0	2	9	8
4	1	2	--	1	3	11	21
4	2	1	--	1	5	11	11
4	2	0	--	2	6	11	8
3	1	2	--	0	2	9	14
3	3	0	--	0	6	17	8
3	0	3	--	0	0	2	10
3	1	2	--	0	2	4	7
3	3	0	--	0	6	13	1
1	1	0	--	0	2	4	4
1	0	1	--	0	0	0	3
1	0	0	--	1	1	1	2
1	1	0	--	0	2	3	2
1	0	0	--	1	1	3	4
1	0	1	--	0	0	1	3
1	0	1	--	0	0	0	3
1	1	0	--	0	2	5	2
1	1	0	--	0	2	5	2
1	0	1	--	0	0	0	3
<b>50</b>	<b>22</b>	<b>20</b>	<b>2</b>	<b>6</b>	<b>52</b>	<b>138</b>	<b>136</b>

## 2023-24 WASHINGTON CAPITALS vs. WINNIPEG JETS

**CAPITALS TIED SEASON SERIES,  
1-1-0 • WINNIPEG 1-1-0**

**2023-24 Meetings**  
March 11 at Winnipeg, L, 0-3  
March 24 at Washington, W, 3-0

Washington	Jets	Capitals	Attend	Goaltenders	W. Goal
MARCH 24, 2024	0	3	18,573	CHARLIE LINDGREN / CONNOR HELLEBUYCK	JOHN CARLSON

Winnipeg	Jets	Capitals	Attend	Goaltenders	W. Goal
MARCH 11, 2024	3	0	13,716	CONNOR HELLEBUYCK / CHARLIE LINDGREN	NEAL PIONK

CAPITALS	GP	G	A	P	+/-	PIM	PP	SH	GW	EN	S	%
Alex Ovechkin	2	2	0	2	1	0	0	0	0	0	7	28.6
T.J. Oshie	2	0	2	2	0	0	0	0	0	0	2	0.0
John Carlson	2	1	0	1	-1	0	1	0	1	0	6	16.7
Max Pacioretty	2	0	1	1	-1	2	0	0	0	0	2	0.0
Dylan Strome	2	0	1	1	1	0	0	0	0	0	6	0.0
Connor McMichael	2	0	1	1	-1	0	0	0	0	0	2	0.0
Nick Jensen	2	0	0	0	1	2	0	0	0	0	1	0.0
Nic Dowd	1	0	0	0	0	0	0	0	0	0	1	0.0
Michael Sgarbossa	1	0	0	0	0	0	0	0	0	0	1	0.0
Trevor van Riemsdyk	2	0	0	0	-1	0	0	0	0	0	1	0.0
Sonny Milano	2	0	0	0	0	0	0	0	0	0	0	--
Nicolas Aube-Kubel	2	0	0	0	0	0	0	0	0	0	2	0.0
Ethan Bear	1	0	0	0	-1	0	0	0	0	0	1	0.0
Beck Malenstyn	2	0	0	0	0	0	0	0	0	0	2	0.0
Martin Fehervary	1	0	0	0	1	0	0	0	0	0	0	--
Alexander Alexeyev	2	0	0	0	-2	0	0	0	0	0	0	--
Rasmus Sandin	2	0	0	0	1	0	0	0	0	0	1	0.0
Aliaksei Protas	2	0	0	0	-2	0	0	0	0	0	4	0.0
Hendrix Lapierre	2	0	0	0	-1	0	0	0	0	0	0	--
Ivan Miroshnichenko	2	0	0	0	0	0	0	0	0	0	3	0.0

JETS	GP	G	A	P	+/-	PIM	PP	SH	GW	EN	S	%
Kyle Connor	2	1	0	1	0	0	0	0	0	0	12	8.3
Alex Iafallo	2	1	0	1	1	0	0	0	0	0	2	50.0
Neal Pionk	2	1	0	1	1	2	0	0	1	0	5	20.0
Dylan DeMelo	2	0	1	1	2	0	0	0	0	0	2	0.0
Adam Lowry	2	0	1	1	0	0	0	0	0	0	1	0.0
Mark Scheifele	2	0	1	1	0	2	0	0	0	0	2	0.0
Josh Morrissey	2	0	1	1	2	0	0	0	0	0	2	0.0
Nikolaj Ehlers	2	0	1	1	-1	0	0	0	0	0	3	0.0
Mason Appleton	2	0	1	1	0	0	0	0	0	0	4	0.0
Brenden Dillon	2	0	0	0	1	2	0	0	0	0	2	0.0
Tyler Toffoli	2	0	0	0	2	0	0	0	0	0	5	0.0
Nino Niederreiter	2	0	0	0	0	2	0	0	0	0	3	0.0
Vladislav Namestnikov	2	0	0	0	0	0	0	0	0	0	1	0.0
Colin Miller	1	0	0	0	0	2	0	0	0	0	1	0.0
Nate Schmidt	1	0	0	0	-2	0	0	0	0	0	0	--
Sean Monahan	2	0	0	0	1	0	0	0	0	0	2	0.0
Dylan Samberg	2	0	0	0	-2	0	0	0	0	0	2	0.0
Morgan Barron	2	0	0	0	0	0	0	0	0	0	3	0.0
Cole Perfetti	2	0	0	0	0	0	0	0	0	0	4	0.0

GOALTENDER	GP	MIN	GA	GAA	SO	W	L	OT	SA	SV%
Charlie Lindgren	2	119	3	1.51	1	1	1	0	56	.946

GOALTENDER	GP	MIN	GA	GAA	SO	W	L	OT	SA	SV%
Connor Hellebuyck	2	120	3	1.50	1	1	1	0	42	.929

POWER PLAY/PENALTY	
<b>POWER PLAY:</b> 1 - 4 (25%)	<b>PENALTY KILLING:</b> 3 - 3 (100%)

POWER PLAY/PENALTY	
<b>POWER PLAY:</b> 0 - 3 (0%)	<b>PENALTY KILLING:</b> 3 - 4 (75%)








**MISCELLANEOUS**

# NHL Directory



**Gary Bettman**



**Bill Daly**



**Colin Campbell**

## NHL EXECUTIVE DIRECTORY

<b>Commissioner</b>	<b>Gary B. Bettman</b>
<b>Deputy Commissioner</b>	<b>William Daly</b>
<b>Senior Executive Vice President of Hockey Operations</b>	<b>Colin Campbell</b>

## NHL OFFICES

<b>NEW YORK</b> One Manhattan West 395 Ninth Avenue New York, NY 10001 O: 212-789-2000 F: 212-789-2020	<b>MONTREAL</b> 1800 McGill College Avenue, Suite 2600 Montreal, QC H3A 3J6 O: 514-841-9220	<b>TORONTO</b> 50 Bay Street, 11th Floor Toronto, ON M5J 2X8 O: 416-359-7900 F: 416-981-2779
---	---	--

## NHL COMMUNICATIONS (@PR\_NHL) | COMMUNICATIONS

**JON WEINSTEIN, Senior Executive Vice President, Chief Communications Officer**  
O: 212-789-2024, C: 929-614-2045, joweinstein@nhl.com

**GARY MEAGHER, Senior Executive Vice President**  
O: 416-359-7960, C: 416-729-4700, gmeagher@nhl.com

**JOHN DELLAPINA, Executive Vice President**  
O: 212-789-2115, C: 917-363-7988, jdellapina@nhl.com  
\* Commissioner and Department of Player Safety requests

**JENNIFER NEZIOL, Group Vice President, Business Communications**  
O: 212-789-2042, C: 646-908-0679, jneziol@nhl.com  
\* Corporate and business communications inquiries/requests

**NIRVA MILORD, Vice President, Corporate Communications**  
O: 212-789-2123, C: 917-715-6187, nmilord@nhl.com  
\* Entertainment publicity

**JULIE YOUNG, Vice President,**  
O: 416-359-7964, C: 416-605-3550, jyoung@nhl.com

**GREG INGLIS, Senior Director**  
O: 212-789-2065, C: 347-853-2461, ginglis@nhl.com  
\* Editorial content/research

**JENNIFER MOAD, Senior Director**  
O: 416-359-7961, C: 416-527-2852, jmoad@nhl.com  
\* Hockey Operations and Officiating requests

**JOSH BERNSTEIN, Director**  
O: 212-789-2609, C: 516-528-8365, jbpr@nhl.com  
\* Editorial content/research, Media.NHL.com, Records.NHL.com, game notes and Sport-Scan

**JASMINE GHAFOUR, Director**  
O: 416-359-7968, C: 647-808-4876, jghafour@nhl.com

**JAKE HYMAN, Director, Culture & Community Communications**  
O: 332-230-2403, jhyman@nhl.com

**BRAD KLEIN, Director, Corporate Communications**  
O: 212-324-8140, C: 347-380-2993, bklein@nhl.com

**DELIA BRENGEL, Coordinator, Corporate Communications**  
O: 332-230-2406, C: 646-413-2021, dbrengel@nhl.com

**STATISTICS & INFORMATION**  
Email: nhlstats@nhl.com  
Twitter: @PR\_NHL  
Instagram: @PR\_NHL

**RUSSELL LEVINE, Group Vice President**  
C: 347-853-4159, rlevine@nhl.com

**TREVOR BJERGSO, Director**  
C: 416-540-5306, tbjergso@nhl.com  
\* Situation Room & Central Scouting requests

**BRENDON CROSSMAN, Director**  
C: 416-702-4645, bcrossman@nhl.com

**NICK CARAFA, Senior Manager**  
ncarafa@nhl.com

**STUART McCOMISH, Senior Manager**  
C: 437-772-3272, smccomish@nhl.com

**SCOTT RODGERS, Senior Manager**  
srodgers@nhl.com

**MIKE BIERGARD, Manager**  
mbiergard@nhl.com

**JOHN BURD, Manager**  
jburd@nhl.com

**SARA CAMPBELL, Manager**  
scampbell@nhl.com

**NICOLE DAWE, Manager**  
ndawe@nhl.com

**Amanda Butterfield, Senior Coordinator**  
abutterfield@nhl.com

**Chris Faria, Senior Coordinator**  
cfaria@nhl.com

**Liv Holmes, Senior Coordinator**  
lholmes@nhl.com

**Vedant Sharma, Senior Coordinator**  
vsharma@nhl.com

**MITCH DONAIS, Manager, Graphic Designer**  
mdonais@nhl.com

**MICHAEL NOVALES, Motion Designer/ Video Editor**  
mnovalles@nhl.com

**EVENT COMMUNICATIONS & PLAYER DEVELOPMENT**  
(nhleventcommunications@nhl.com)

**JAMEY HORAN, Executive Vice President**  
O: 212-789-2785, C: 646-652-9981, jhoran@nhl.com  
\* Deputy Commissioner requests and event/player development inquiries

**CHRIS WOJCIK, Vice President**  
O: 212-789-2097, C: 646-285-7711, cwojcik@nhl.com  
\* Event inquiries

**JEFF DAY, Director**  
O: 212-789-2108, C: 914-552-1660, jday@nhl.com

**DAVID KEON, Senior Manager**  
O: 416-359-7962, C: 416-729-5665, dkeon@nhl.com  
\* International credentials

**BOB CRAWFORD, Manager**  
O: 212-324-8161, C: 646-455-7932, bcrawford@nhl.com  
\* Event credentials

**SAM GILBERT, Manager**  
O: 416-359-7908, C: 514-594-8441, sgilbert@nhl.com

**PAUL BRAVERMAN, Manager**  
O: 212-789-2741, C: 917-890-0912, pbraverman@nhl.com

**EMILY CAMPBELL, Coordinator**  
O: 212-789-2113, ecampbell@nhl.com

**CHLOE BLEYER, Assistant**  
O: 212-789-2690, C: 410-258-3281, cbleyer@nhl.com

# NHL On-Ice Officials

## REFEREES

Beach, Cody*	45
Blandina, Brandon	39
Brace, Riley*	49
Brenk, Jacob	26
Charron, Francis	6
Chmielewski, Tom	18
Dunning, Mitch	20
Dwyer, Gord	19
Furlatt, Eric	27
Halkidis, Beaudry*	48
Hamilton, Graedy*	41
Hanson, Trevor	14
Hebert, Ghislain	22
Hebert, Jean	15
Hiff, Stephen*	46
Kea, Justin	44
Kozari, Steve	40
Lambert, Pierre	37
L'Ecuyer, Frederick	17
Lee, Chris	28
Lepkowski, Alex*	44
Luxmore, Thomas John	21
Maaskant, Liam*	45
MacDougall, Peter	38
MacPhee, Morgan*	43
Markovic, Michael	31
McCauley, Wes	4
Mclsaac, Jon	2
Nicholson, Kendrick	30
O'Rourke, Dan	9
Pochmara, Brian	16
Rank, Garrett	7
Rehman, Kyle	10
Rooney, Chris	5
Samuels-Thomas, Jordan*	42
Sandlak, Carter	29
Schlenker, Chris	3
Schrader, Brandon	34
Skilliter, Graham	24
South, Furman	13
St-Laurent, Francois	8
Sullivan, Michael*	47
Sutherland, Kelly	11
Syvret, Corey	23

\* Minor league official

## LINESPERSONS

Alphonso, Shandor	52
Apperson, Caleb	77
Baker, Tyson	88
Barton, Steve	59
Berg, Devin	87
Brisebois, David	96
Cherrey, Scott	50
Cormier, Michel	76
Daisy, Ryan	81
Deschamps, Jonathan	80
Flemington, Kyle	55
Fournier, Julien	56
Gawryletz, Brandon	64
Gawryletz, Travis	67
Gibbons, Ryan	58
Grillo, Brandon*	75
Hughes, Tommy	65
Hunt, Mitchell*	62
Jackson, Ryan*	84
Johnson, Justin*	57
Kelly, Dan	98
Knorr, Trent	74
Kovachik, Brad	71
MacPherson, Matt	83
Mahon, Joseph	89
Marquis, Jesse	86
McNamara, Kilian	93
Mills, Bevan	53
Murchison, Kiel	79
Murray, CJ	68
Murray, Jonny	95
Nansen, Derek	70
O'Quinn, Ben	91
Pancich, Bryan	94
Shewchuk, Mark	92
Smith, Andrew	51
Suchanek, Libor	60
Tobias, James	61
Toomey, Travis	90

# 2024-25 NHL Dates of Interest

## OCTOBER 2024

Mon., Oct. 7: Deadline for teams to submit opening-day rosters (5 p.m. ET)  
 Tue., Oct. 8: Opening night of 2024-25 NHL regular season in North America  
 Wed., Oct. 23: CSD: Preliminary Players to Watch List

## NOVEMBER 2024

Wed, Nov. 1: NHL begins the annual campaign for Hockey Fights Cancer  
 Wed., Nov. 1- Tue. Nov. 2: 2024 NHL Global Series presented by Fastenal: Dallas Stars vs. Florida Panthers (Nokia Arena, Tampere, Finland)  
 Fri., Nov. 8: Hockey Hall of Fame Game: Detroit Red Wings at Toronto Maple Leafs  
 Mon., Nov. 11: Hockey Hall of Fame Induction Celebration (Toronto, Ont.)  
 Tue., Nov. 14: NHL General Managers' Meeting (Toronto, Ont.)  
 Wed., Nov. 20: CSD: Players to Watch List Updated  
 Tue., Nov. 26: NHL Founders Day (1917).

## DECEMBER 2024

Sun., Dec. 1: Signing deadline for Group 2 free agents (5 p.m. ET)  
 Wed., Dec. 4: U.S. Hockey Hall of Fame Induction (Pittsburgh, Pa.)  
 Dec. 9-12: NHL Board of Governors Meeting  
 Dec. 20-27: Holiday roster freeze in effect  
 Dec. 24-26: Holiday break (no scheduled practices – dressing rooms closed)  
 Tue., Dec. 31: Discover NHL Winter Classic®: St. Louis Blues at Chicago Blackhawks (Wrigley Field, Chicago, Ill.)  
 Dec. 26 to Jan. 5: IIHF Men's World Junior Championship (Ottawa, Ontario)

## JANUARY 2025

Jan. 4-12: IIHF Under-18 Women's World Championship (Vantaa, Finland)  
 Week of 13th : NHL Central Scouting Mid-Season Rankings released

## FEBRUARY 2025

Feb. 1-28: NHL celebrates Black History Month  
 Feb. 10-21: NHL season to pause for NHL 4 Nations Face-Off  
 Feb. 12-20: NHL 4 Nations Face-Off competition featuring NHL players from Canada, Finland, Sweden and the United States  
 Feb. 17-23: Hockey Week Across America (USA Hockey); USA Hockey National Try Hockey for Free Day (Feb. 22)  
 Sat., Feb. 22: NHL Regular Season schedule resumes

## MARCH 2025

March 1-31: NHL celebrates Women's History  
 Sat., March 1: 2025 Navy Federal Credit Union NHL Stadium Series™: Detroit Red Wings vs. Columbus Blue Jackets (Ohio Stadium, Columbus, Ohio)  
 Friday, March 7: 2025 NHL Trade Deadline (3 p.m. ET)

## APRIL 2025

April 1-30: NHL celebrates Green Month  
 April 10-12: NCAA Frozen Four (Enterprise Center, St. Louis, Mo.)  
 April 9-20: IIHF Women's World Championship (Ceske Budejovice, Czechia)  
 Week of 15th: NHL Central Scouting Final Rankings released  
 Sat., April 19: 2025 Stanley Cup Playoffs begin  
 April 23-May 3: 2025 IIHF Men's U18 World Championship (Frisco & Allen, TX)  
 TBA: 2025 NHL Draft Lottery

## MAY 2025

May 1-31: NHL celebrates Asian & Pacific Islander Heritage Month  
 May 9-25: 2025 IIHF Men's World Championship (Stockholm, Sweden & Herning, Denmark)  
 May 22 to June 1: 2025 CHL Memorial Cup (Sun Life Financial Coliseum, Rimouski, QC)

## JULY 2025

June 1-30: NHL celebrates Pride Month  
 June 1-7: 2025 NHL Scouting Combine (LECOM Harborcenter, Buffalo, N.Y.)  
 Sun., June 15\*: Deadline for first club-elected salary arbitration notification (5 p.m. ET) \*later of June 15 or 48 hours after the conclusion of the Stanley Cup Final  
 Mon., June 23: Last possible day of 2025 Stanley Cup Final  
 TBA: 2025 NHL Awards™ (TBD)  
 TBA: 2025 NHL Draft™ (TBD)

## JULY 2025

Tue., July 1: Free agency begins (12 p.m. ET)  
 Sat., July 5: Deadline for player-elected salary arbitration notification (5 p.m. ET)  
 Sun., July 6: Deadline for second club-elected salary arbitration notification  
 July 20 to Aug. 4: Salary arbitration hearings held

## AUGUST 2025

Wed., Aug. 6: Deadline for salary arbitration decisions to be rendered

# Dave Fay Award



**Dave Fay was presented the Elmer Ferguson Memorial Award for his outstanding work as a beat writer covering the Washington Capitals in 2007**

The Dave Fay Award is presented annually to the Capitals player who best exhibits a strong rapport with the media. Fay covered the Capitals for The Washington Times from the newspaper's inception in 1982 until 2007. Fay, who passed away in 2007 after a battle with cancer, was posthumously awarded the Elmer Ferguson Memorial Award by the Hockey Hall of Fame, presented in "recognition of distinguished members of the newspaper profession whose words have brought honor to journalism and to hockey."

Fay was also named a lifetime member of the Professional Hockey Writers Association and is honored by the Capitals on the Washington Capitals Media Wall of Fame.



**Dave Fay with Capitals forward Mike Gartner**



**Dylan Strome received the Dave Fay Award following the 2022-23 and 2023-24 seasons**

## Award winners:

2015-16: Karl Alzner

2016-17: T.J. Oshie

2017-18: Matt Niskanen

2018-19: Brett Connolly

2019-20: Tom Wilson

2020-21: T.J. Oshie

2021-22: Lars Eller

2022-23: Dylan Strome

2023-24: Dylan Strome

# Television Broadcasters



## JOE BENINATI

### Television Play-by-Play

Joe Beninati, 58, is entering his 30th season of National Hockey League TV play-by-play with the Washington Capitals as the lead voice with Monumental Sports Network.

In addition to his hockey duties in the nation's capital, he spent six seasons describing the action for the NHL's national cable television package on Versus (VS) from 2005 through 2011. Joe was on the call for the 2011, 2019, and 2020 Winter Classics at Heinz Field, the University of Notre Dame, and the Cotton Bowl for NHL International. In past years, he has freelanced with ESPN, NHL Radio, and WFAN-New York radio broadcasts during the regular season, Stanley Cup Playoffs, and World Cup of Hockey. In 2002 and 2006 he provided radio play-by-play for Westwood One coverage of the Olympic men's hockey tournament in Salt Lake City and Torino. He has called select men's college hockey games on College Sports Television (CSTV) and the Big Ten Network (BTN), as well as the NCAA Men's Hockey Tournament on ESPNU.

Joe graduated to the NHL in 1994 after five seasons of Radio/TV play-by-play in the American Hockey League holding jobs in Portland, Maine, and Providence, Rhode Island. Before joining the professional ranks, he was sports information director for two years at his alma mater Bowdoin College in Brunswick, Maine.

A 17-time Capital Region Emmy Award winner for excellence in play-by-play, Joe has been named D.C. Sportscaster of the Year three times. In the summer of 2020, Beninati was honored with the National Academy of Television Arts and Sciences (Capital Region) Board of Governor's Award, presented for truly outstanding achievement and unique accomplishment.

On the football gridiron, Beninati is working his 8th season calling collegiate Big Ten football action on the Big Ten Network. He was at the microphone for four seasons of Mountain West and PAC-10 Conference football on VS. His prior TV football credits include Maryland, Navy, CAA, and select FCS games on Comcast SportsNet (CSN) and CN-8. He spent four seasons voicing select major college football games nationally on Westwood One Radio.

Joe is recognized as one of the leading announcers in the sport of lacrosse. He calls collegiate regular-season and conference tournament action on the Big Ten Network, plus NCAA Tournament games on ESPNU / ESPN2. At the pro level, he delivered 16 seasons of Major League Lacrosse nationally on ESPN and throughout the Mid-Atlantic region. Beninati was the TV voice for ESPN's coverage of the 2022 World Lacrosse Women's World Championships and in 2023 he called the Men's World Championships in San Diego on ESPN. The summer of 2024 was his fourth calling the play for Athletes Unlimited Lacrosse on the ESPN family of networks.

His resume includes two seasons of radio play-by-play with the Washington Mystics of the WNBA, plus fill-in radio and television work with the Washington Wizards in the NBA. Beninati has also substituted as a TV play-by-play man for Baltimore Orioles baseball on Home Team Sports (HTS). He called three seasons of World Team Tennis matches on CSN for the Washington Kastles.

A 1987 graduate of Bowdoin College, Joe has a bachelor's degree in biology. He is single and resides in Vienna, VA.



## AL KOKEN

### Television Analyst

Al Koken is in his 40th season covering the Washington Capitals for television broadcasts. Koken has been a color analyst, play-by-play announcer and rinkside reporter during his career covering the Capitals, which started in 1984-85 during the inaugural season of Home Team Sports. He returns to the Monumental Sports Network broadcast team this season to offer ice-level insight and interviews with team members and other hockey personalities. In addition to his Capitals coverage, "Smokin' Al" Koken has served a variety of roles including play-by-play announcer, sideline reporter and studio host for broadcasts of the NBA's Washington Wizards, MLB's Baltimore Orioles and NCAA basketball. He is a multiple Emmy award winner.

During his distinguished Washington sports journalism career, now spanning over 45 years, Koken has also served as a print journalist for UPI, the Washington Star and Spotscene Magazine and sports anchor for TV stations WUSA and WTTG, as well as radio station WTOP. In addition, he regularly contributed to 106.7 The Fan and The Team980 and has worked with ESPN and Fox Sports over the years.

A native of St. Louis, Mo., Koken has a degree in government and political science from American University.



## CRAIG LAUGHLIN

### Television Analyst

Craig Laughlin is celebrating his 35th season in the booth and 41st season in the Capitals organization as a player or broadcaster. With 10 years of professional playing experience in the NHL and Europe, Laughlin brings to the audience his unique understanding of the game, offering insightful, entertaining and expert analysis on Monumental Sports Network. The three time Emmy winner has also served as a radio analyst during the Stanley Cup playoffs and World Cup of Hockey, as well as an analyst on the NHL Network during the 2008 Stanley Cup playoffs.

Laughlin played four years of NCAA Division I hockey at Clarkson University and his No. 22 is retired at the school. Following his play at Clarkson University, Laughlin began his professional career with the Montreal Canadiens in 1979-80. He joined the Capitals for the 1982-83 season, arriving as part of the blockbuster trade that brought Rod Langway to D.C. Laughlin remains one of the select few players in Capitals history to have played 400 games with the club and ranks 22nd among the franchise's all-time scoring leaders. His tenure with Washington was highlighted by a 30-goal, 75-point season in 1985-86. During the Capitals' 40th anniversary season in 2014-15, Laughlin was selected as one of the 40 Greatest Caps players of all time. Laughlin completed his NHL career having appeared

in 549 games, recording 136 goals and 205 assists while playing for Montreal, Washington, Los Angeles and Toronto. He played his final season in Landshut, Germany, in 1989-90 before retiring as a player and moving to the broadcast booth.

Laughlin has been involved in a number of business ventures in addition to broadcasting and remains active in area youth hockey programs. He is president of Network Hockey, a year-round hockey development program for aspiring hockey players. He also served as co-owner and general manager of the ECHL's Richmond Renegades, winning a Riley Cup championship in 1995.

Laughlin, along with his wife, Linda, have started the Laughlin Family Foundation. The mission of the Laughlin Family Foundation is to fund initiatives to advance the care and research around cancers for which there is limited clinical and patient knowledge and understanding. The Laughlin Family Foundation is a 501(c)(3) nonprofit public charity organization.



# Radio Broadcasters & Content



## JOHN WALTON

### Senior Director of Broadcasting/Radio Play-by-Play Announcer

John Walton enters his 14th season as the radio play-by-play voice of the Washington Capitals, and also serves as the team's Senior Director of Broadcasting, overseeing the Washington Capitals Radio Network and Caps Radio 24/7, the team's 24-hour audio channel.

In addition to calling the play-by-play on the Capitals Radio Network, Walton also calls hockey on both the national and international stage for NBC Sports, having previously called college, NHL, Stanley Cup Playoff and Olympic hockey for the network dating back to 2012. He was also on the call for the Capitals on radio as the team won its first Stanley Cup title in franchise history in 2018.

Prior to joining the Capitals, Walton was the Senior Manager of Communications for Washington's American Hockey League affiliate in Hershey, where he called the action for the Bears for nine seasons.

Walton called three Calder Cup championship seasons for the Bears, in 2006, 2009 and 2010, and called the play-by-play for Hershey's postseason games on NHL Network and Comcast SportsNet Mid-Atlantic.

In addition to hockey, Walton served as the public address announcer for the Cincinnati Reds from 1996-2002 at Riverfront Stadium/Cinergy Field. He also during his time in Cincinnati was the first play-by-play voice of the AHL's Cincinnati Mighty Ducks from 1997-2000 and also served as a sports anchor/helicopter traffic reporter for WLW-AM 700 in Cincinnati.

Walton began his hockey play-by-play career at Miami University in Oxford, Ohio, where he was the Voice of the Redhawks from 1994-96, and also announced football and basketball at WRBI-FM 103.9 in Batesville, Indiana during that time. In addition to sports, Walton was also a disc jockey at 97 X, WOXY-FM in Oxford, a station recognized by Rolling Stone Magazine four times in the 1990's as one of the magazine's "15 Best Radio Stations."



## KEN SABOURIN

### Radio Analyst

Ken Sabourin returns to the Capitals' broadcast team for his 22nd year providing insightful analysis for radio coverage of all games. Sabourin joined the team in 2002-03.

A player for five years in the NHL and a defenseman for Washington during the 1990-91 and '91-92 campaigns, Sabourin retired from professional hockey following the 1998-99 season. In 74 games with Washington and Calgary, the native of Scarborough, Ontario, recorded two goals and eight assists, including five points in 28 games for the Capitals in 1990-91. In 47 games over his two seasons with Washington, Sabourin recorded one goal and four assists while registering 129 penalty minutes. While playing for Calgary in 1988-89, Sabourin appeared in one playoff game en route to the Flames' Stanley Cup title.

Drafted by Calgary in the second round (33rd overall) of the 1984 Entry Draft, Sabourin continued his hockey involvement following his playing career by serving as an analyst for the Sunshine Network's coverage of the now-defunct Orlando Solar Bears of the International Hockey League. He remains active in area youth hockey and with the Capitals alumni group.



## KATIE FLORIO

### Radio Host and Content Producer

Katie Florio enters her first season as the Radio Host and Content Producer for the Washington Capitals. In addition to hosting each Capitals pregame, postgame and intermission shows on the Capitals Radio Network, Florio also creates and produces content for the Capitals 24/7 audio channel, including interviews, podcasts, and feature stories.

Prior to joining the Capitals, Florio spent four years in the American Hockey League with the Colorado Avalanche and Chicago Blackhawks affiliates where she served as the team's Rinkside Reporter/Host and Digital Media Manager. Florio has also spent time working in professional baseball, including serving as a Broadcast Assistant for the Minnesota Twins Radio Network.

Florio grew up in a hockey family and was born outside of Pittsburgh, Penn. while her father was still playing and coaching in the AHL and ECHL. She then went on to graduate from Clemson University, where she worked as a sports reporter and writer for several different outlets while obtaining her degree, covering numerous national events as a student.



## MIKE VOGEL

### Senior Editor and Content Strategist

Mike Vogel started covering the Capitals at the outset of the 1995-96 season and is now beginning his 30th season of covering hockey in Washington. He has been in his current position with WashingtonCaps.com since the start of the 1999-00 season.

In addition to providing most of the written content on the team's official website, Vogel also appears on Two-Man Advantage, the video pregame show for the Web and Capitals One Arena. 'Two-Man Advantage' debuted in 2007-08.

Vogel travels with the team and writes a preview, a morning skate update and a recap for every Capitals game in addition to numerous other frequent entries on his blog at [washcaps.com/dumpnchase](http://washcaps.com/dumpnchase).

A native of Lansing, Mich., Vogel grew up in the greater Boston and Chicago areas. He received his bachelor's degree from Northwestern University.