
Pepsi

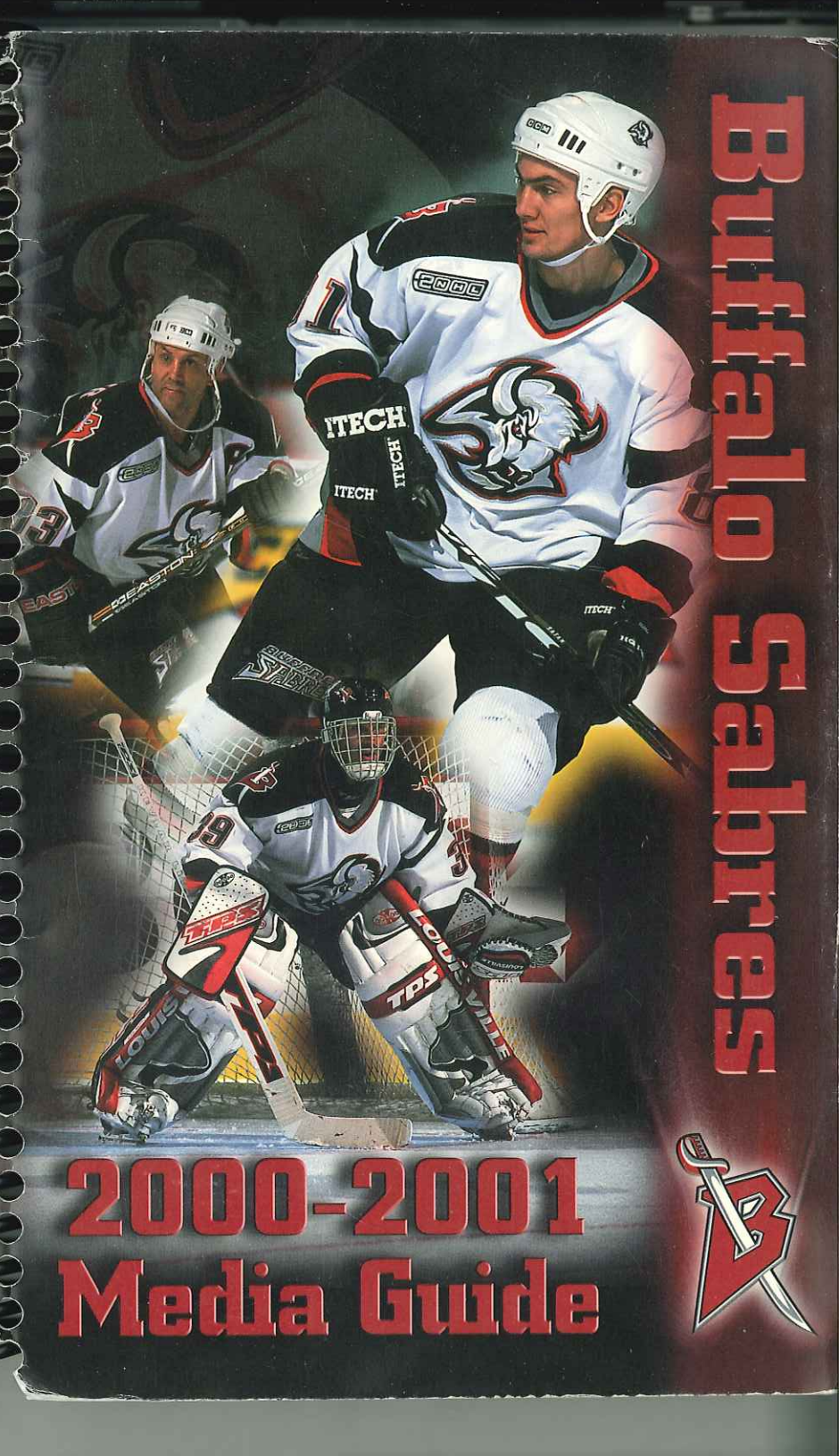
Buffalo Sabres
2000-2001
Media Guide

Back Check

Fore Check

Quality Chekd®

Hip Check

Body Check

Bounced Check

Quality Chekd®

A Crushing Check

Missed His Check

Quality Chekd®

Sealtest

Wendt's Dairy

DIVISION OF NIAGARA MILK COOPERATIVE INC.

Serving the Niagara Frontier with the finest Dairy Foods for over 50 years

PHONE 283-8741 692-6543

In Memoriam: Jack Gatecliff (1926--2000)



The Buffalo Sabres and the hockey community were deeply saddened with the death of Jack Gatecliff on September 5, 2000, who for more than 53 years covered sports in the Niagara region for the St. Catharines Standard. Jack covered the team since before its inception and was a valued member of the sporting community. Some of his honors include induction into the St. Catharines Hall of Fame (1990), Canadian Lacrosse Hall of Fame, life-time member of the Professional Hockey Writers' Association, Buffalo Sabres Hall of Fame (1998), and the NHL Hall of Fame (1995).

BUFFALO SABRES 2000-2001 MEDIA GUIDE

Executive Editor:	Michael Gilbert
Editor:	Gregg Huller
Contributing Editors:	Gil Chorbajian
	Garry Dunlap
	Kevin Wiles
Photo Credits:	Bill Wippert
Publication Design:	Donna Jeffords
Special Thanks:	Rick Bruno (Sherwood Business Solutions)
	Vicki Sitek
	Elias Sports Bureau

Printed by Sherwood Business Solutions, Williamsville, New York

BUFFALO SABRES
HSBCArena
One Seymour H. Knox III Plaza
Buffalo, New York 14203

CONTACT NUMBERS

Executive Offices	(716) 855-4100
Tickets (U.S.)	(888) 223-6000
(Canada)	(888) 722-7375
Merchandise	(716) 855-4140
Sabres Hotline	(716) 855-4125

ON LINE
www.sabres.com

Cover photos by Bill Wippert.

BUFFALO SABRES 2000-2001 CLUB DIRECTORY

BOARD OF PATMOS INC.
Chairman of the Board
John J. Rigas
Chief Executive Officer
Timothy J. Rigas
Director
Michael J. Rigas
Director
James P. Rigas

EXECUTIVE DEPARTMENT
Executive Vice President/Administration
Ron Bertovich
Executive Vice President/Finance & Business Development
Ed Hartman
Executive Vice President/Integrated Marketing
John Cimperman
Senior Vice President/ Sales
Kerry Atkinson
Senior Vice President/Legal & Business Affairs
Kevin Billet
Senior Vice President/Marketing
Christye Peterson
Vice President/Communications
Michael Gilbert
Vice President/Corporate Relations
Seymour H. Knox, IV
Vice President/Ticket Sales & Operations
John Sinclair
Senior Director of Sports & Arena Planning
Chris Schoepflin
Special Consultant
Joe Crozier
Executive Assistant
Eleanore MacKenzie

HOCKEY DEPARTMENT
General Manager
Darcy Regier
Assistant to the General Manager
Larry Carriere
Director of Player Personnel
Don Luce
Executive Assistant
Elaine Burzynski
On-Site Travel Coordinator
Kim Christiano
Professional Scouts
Kevin Devine, Terry Martin
Scouting Staff
Don Barrie, Jim Benning, Bo Berglund, Paul Merritt, Darryl Plandowski, Mike Racicot, Rudy Migay, David Volek
Head Coach
Lindy Ruff
Associate Coach
Don Lever
Assistant Coach
Brian McCutcheon
Strength & Conditioning Coach
Doug McKenney
Assistant Strength Coach
Dennis Cole
Goaltender Coach
Jim Corsi
Administrative Assistant Coach
Jeff Holbrook
Head Trainer/Massage Therapist
Jim Pizzutelli
Head Equipment Manager
Rip Simonick
Assistant Equipment Manager
George Babcock
Equipment Assistant
Encil "Porky" Palmer

MEDICAL
Club Doctor
Les Bisson, M.D.
Club Doctor
John Marzo, M.D.
Doctors
Nicholas Aquino, M.D., William Hartrich, M.D.
Oral Surgeon
Steven Jensen, DDS
Club Dentist
Daniel Yustin, DDS, M.S.
Physical Therapist
Joe Acquino
Club Doctor Emeritus
John L. Butsch, M.D.

LEGAL
Associate Counsel
Richard Mugel

ADMINISTRATION
Human Resources Coordinator
Vanessa Roberts
Human Resources Assistant
Mary Jones
Management Information Systems Manager
Ken Bass
Distribution Manager
Gerry Magill
Receptionists
Olive Anticola, Roza Barker

BROADCAST PRODUCTION
Director of Broadcast & Production Services
Joe Guarnieri
Broadcast Coordinator
Lisa Tzetzo
Editor/Technical Director
Eric Grossman
Producer
Lowell MacDonald
Director
Phil Mollica
Senior Commercial Producer/Editor
Joe Pinter
Broadcast Team:
Rick Jeanneret (play-by-play)
Jim Lorentz (color commentary),
Danny Gare (reporter)

MERCHANDISE
Director of Merchandise
Mike Kaminska
Store Manager
Tammy Preteroti
Merchandise Manager /Inventory Control
Glenn Barker
Merchandise Manager /Event Sales
Jeff Smith
Administrative Assistant
Brenda Hawkins

COMMUNICATIONS
Director of Communications
Gregg Huller
Communications Coordinator-Bandits and Amateur Ath.
Garry Dunlap
Communications Coordinator-Buffalo Sabres
Kevin Wiles
Graduate Assistant- Communications
Tim Darling
Team Photographer
Bill Wippert
Director of Alumni Relations
Larry Playfair
Corporate & Community Relations Liaison
Gilbert Perreault

EMPIRE SPORTS SALES
General Sales Manager
Dan Rozanski
National Account Manager
Mark Kennedy
Radio General Sales Manager
Steve Cuccia
Local Radio Sales Manager
Paul Cooper
Account Managers
Mike Jones
Jennifer Vagianos
Radio Account Managers
Lori Carrow
Kevin Lauck,
Maryruth Perry
Assistant Traffic Coordinator
Krista Argeros
Sales Support Account Executive
Debbie Taylor
Administrative Assistant/Empire Sports Sales
Donna Barbram
Hector Nieves

FINANCE
Controller
John Marsh
Accounting Manager - Buffalo Sabres
Christine Ivansitz
Accounting Manager -- HSBC Arena
Todd Moser
Payroll Manager
Birgid Haensel

INTEGRATED MARKETING
Integrated Marketing Coordinator
Rosanna Falzone

MARKETING
Advertising & Promotions Coordinator
Len Synor
Graphic Artist
Vicki Sitek
Director of Game Presentation & Special Events
Kathy Manley
Game Presentation Coordinator
Lynn Christian
Game Presentation Coordinator
Tim Norman
Community Relations Coordinator
Deidre Daniels
Administrative Assistant
Donna Webb-Smith

CANADIAN SALES & MARKETING
Director of Canadian Sales & Marketing
Steve Katzman
Canadian Sales & Marketing Manager
Dorian Anderson
Canadian Sales Account Executives
Jennifer Albon, Mike Sciarra

TICKET SALES & OPERATIONS
Ticket Sales Manager
Dan Carroll
Season & Group Account Executives
Mike Concialdi
Eve DeForest,
Dave Forman, Jr.
Grant Weber
Account Services Manager
Rose Thompson
Account Service Representatives
Roxanne Anderson,
Andrea Giambra,
Gretchen Huzinec
Elaine Fredo
Box Office Manager
Michael Tout
Assistant Box Office Manager
Christopher Makowski
Group Sales Coordinator
Paul Barker
Ticket Administrators
Lisa Wells
Marty Maloney,
Pete Riedy,
Kim Binkley
Cash & Settlement Administrator
Jennifer Glowny
Database Manager
Marc Wittman

HSBC ARENA
Senior Director of Facilities Management
Stan Makowski
Director of Event Booking
Jennifer Stich
Director of Lacrosse & Amateur Athletics
Kurt Silcott
Director of Event Services
John Faso
Senior Event Manager
Matt Rabinowitz
Event Manager
Tim Krawczyk
Event Coordinator
Beth Guiliani-Gatto
Administrative Assistant/Operations
Tina Daniels
Communications Engineer
Al Weissman
Communications Technician
Mike Queeno
Chief Engineer
Barry Becker
Assistant Chief Engineer
Brian Drabek
Engineers
John Blake
Patrick Needham
Maintenance Supervisor
Bill Graf
Maintenance Crew
Craig Berwaldt
Michael Destino
Chris Harszlak
Utility Crew Manager
Bud Redding
Utility Crew
Rodney Bailey
Pete Cicero
William Dowling
Dennis Hooper
Darius Huggins
Kerry Kominiarek
Rick Laracuente
Charles Mims
Jason Sattelberg
Tim Williams
Cleaning Supervisor
Brian Hall
Cleaning Crew
Terri Christian
Elijah Ingram
Ray Ingram
Serge Normandin
Security Officers
Dave Bartels
Mary Forster,
James McDuffie
Chris Onochie
Damion Walker
Director of Premium Sales
Nick Turano
Premium Sales Associate
Todd Langdon
Director of Suite Services
Natalie DeSilva
Coordinator of Suite Services
Michelle Mitchell

GENERAL INFORMATION
Telephone/Executive Offices
(716) 855-4100
Ticket Orders
U.S. (888) 223-6000
Canada (888) 669-GOAL
Merchandise
(716) 855-4140
Sabres Hotline
(716) 855-4125
Home Ice/Executive Offices
HSBC Arena
Capacity for Hockey
18,690
Dimensions of Rink
200 feet by 85 feet
Location of Press Box
South side (S. Park Street) of building (above sections 318-322).
Practice Site
Pepsi Center; Amherst, NY
Team Colors
Black, White, Red, Gray &Silver
TV Station
Empire Sports Network
Radio Flagship Station
WNSA FM 107.7
AHL Affiliate
Rochester Americans
ECHL Affiliate
South Carolina Stingrays
UHL Affiliate
B.C. (Broome County) Icemen

TABLE OF CONTENTS

BUFFALO SABRES 2000-2001 MEDIA GUIDE

BIOGRAPHIES & PERSONNEL
Bertovich, Ron....8
Carriere, Larry....10
Communications Department....17
Directory, Buffalo Sabres....2
Directory, Rochester Americans....228
Entry Draft Selections, 2000....80
Executive Department....9
Hockey Department....16
In the System....78-79
Lever, Don....13
Luce, Don....10
McCutcheon, Brian....13
McKenney, Doug....14
Player Biographies....21-65, 68-76
Regier, Darcy....7
Rigas, James....6
Rigas, John....4
Rigas, Michael....6
Rigas, Timothy....5
Ruff, Lindy....11
Sabres Staff....18-20
Training Camp Roster, 2000--2001....66-67

ALL-TIME PLAYER INFORMATION
Awards & Honors....98-101
Draft Selections, All-Time....81-87
Goaltenders, All-Time Stats....93
Hall of Fame, Sabres & Hockey....97
Individual Scoring, All-Time....88-93
Retired Numbers....95-96
Transactions, Major All-Time....102-105
Uniform Numbers....94-95

1999-2000 SEASON
Game-by-Game Stats, Individual....112-116
Highs/Lows....118-119
Last Time....122
Miscellaneous Stats, 1999-00....152
NHL Leaders & Awards....110
NHL Standings....108
Regular Season Scores....123-124
Regular Season Stats, Individual....111
Sabres vs. Each Team....125-151
Scoring Breakdown, Individual....117
Scoring by Halves of Season, Individual....118
Transactions, 1999-00....120-124

RECORDS & STATS
1-0 Games....195
Attendance....182-183
Career & One-Season Leaders....199-202
Coaching Records....12
Empty Net Goals....195
Firsts, Sabres....106
Hat Tricks, Sabres & Opponents....187-190
Individual Records....205-207
Last 10 Games vs. Each Team Overall....156
Last 10 Games vs. Each Team Home....157
Last 10 Games vs. Each Team Away....158
Opponent Records....208
Overtime, Regular Season....185-186
Penalty Shots, Sabres and Opponents....196
Record by Year, Sabres....160
Records, All-Time by Team....153-155
Records, All-Time Home & Away....161
Records, Day & Month....162
Season Openers....164
Shutouts, Sabres and Opponents....191-194
Special Teams Statistics, All-Time....184
Streaks, Team....159
Team Season Records....203
Team Game Records....204
Wins and Losses, Biggest....164
Year-by-Year Results & Stats....166-181
Yearly Leaders....197
Yearly Won-Loss Records, Goalies....198

PLAYOFFS
2000 Playoff Stats....212
2000 Playoff Scores....214
All-Time Playoff Results....216-220
Career Playoff Leaders....222-223
Game-by-Game Playoff Stats 2000....213
Goaltenders, All-Time Playoff Stats....211
Hat Tricks, Playoffs....221
Individual Playoff Records....225-227
Individual Scoring, Playoffs....210-211
Opponent Playoff Leaders....227
Overtime, Playoffs....221
Sabres vs. Philadelphia Playoffs 2000....215
Shutouts, Playoffs....222
Team Playoff Records....224-225

AMERICAN HOCKEY LEAGUE REVIEW
Rochester Americans Information....228-237

TEAM & NHL INFORMATION
2000/2001 Buffalo Sabres Schedule....253-254
Historic Look....248-251
How to Figure....244
Key Dates, 2000/2001....163
HSBC Arena....251-252
Media Information....240
Medical Glossary....245-247
NHL Staff Directory & Addresses....241-242
NHL Directory, by Teams....243
Radio-Television Information....238
Ticket Information....252

JOHN J. RIGAS
Chairman of the Board

John Rigas, born in 1924 in Wellsville, New York, is the founder and Chairman of Adelphia Communications Corporation. He is also the Chairman of Adelphia Business Solutions. Rigas assumed his current position as Chairman of the Corporation on June 25, 1998 taking over from Northrup R. Knox.

After serving in the Armored Infantry Division of the United State Army during World War II (1943-1946), Mr. Rigas attended Rensselaer Polytechnical Institute, graduating in 1950 with a B.S. in Management Science.

A cable industry pioneer, John Rigas started his first cable system in 1952 in the north central Pennsylvania community of Coudersport. At that time, according to records of the cable industry museum, there were only 60 cable systems in operation across the nation. Together with his brother Gus, he owned, constructed and managed his second cable television system in his hometown of Wellsville, New York.

From these beginnings, the two brothers steadily acquired cable systems in communities throughout Western Pennsylvania and Western New York State. In 1972, they incorporated their holdings in Adelphia Communications Corporation. "Adelphia" is the Greek work for "brothers," signifying the Rigas brothers' Greek heritage and business partnership. Although Gus sold his interest in Adelphia in 1983, another generation of Rigas brothers is now involved in the Company, making the name "Adelphia" as appropriate as ever.

Still headquartered in Coudersport, Adelphia, through its subsidiaries and affiliates, today serves nearly 5.5 million subscribers in thirty-one states.

Mr. Rigas has served two separate terms on the Board of Directors of the National Cable Television Association, from approximately 1975 to 1981, and then from 1986 to the present. He is a member of the Board for C-Span, the Cable Advertising Board (CAB) and the Kaitz Foundation. A member of the Board of Directors of the Pennsylvania Cable Television Association for fifteen years, he served as President from 1969 through 1970. He is also a member of the NCTA Pioneers Club. He was inducted into the Hall of Fame of Broadcasting and Cable Magazine in November 1995.

Deeply committed to community needs, John Rigas has devoted much of his time to civic activities. He is a member of the Board of the Citizens Trust Company, a Coudersport bank, a position he has held since 1968, acting as Chairman since 1982. He served as Chairman of the Board for thirteen of his thirty-year tenure as Directorship of the Charles Cole Memorial Hospital, in Coudersport, PA. He is currently serving as Treasurer of the Board, and Chairman of the Finance and Physician Recruitment Committees. He is a past President of the Coudersport Chamber of Commerce. He is a former Trustee of Mansfield Univeristy in Mansfield, PA and of St. Bonaventure University in St. Bonaventure, NY (1984 to 1998). He has been a member of the Coudersport Rotary Club for over forty years, serving as Club President in 1969-70. He holds memberships in the Coudersport Chapter of the American Legion; F&AM Lodge 230 Wellsville, NY; the Coudersport Consistory; and the Jaffa Temple of Altoona, PA.

From cable acquisitions to player acquisitions, John Rigas and the Rigas family enjoyed some remarkable success last year on a variety of business fronts. In December 1999, Adelphia purchased several cable systems in the Cleveland area, making the fourth such acquisition for the company in a ten-month span. The moves added a combined 2.9 million subscribers and make Adelphia the sixth largest cable company in the United States. To further underscore the speed of the company's growth, consider that in less than one year, Adelphia more than doubled its subscriber base to its current 5.3 million – an amazing 121% increase.

The Rigases willingness to spend money was not limited to their cable interests. In March, they approved separate trades to acquire the talents (and contracts) of Doug Gilmour and Chris Gratton, thereby giving the Sabres the boost they needed to reach the playoffs. The Rigas Family continued their roll in June 2000 when they consummated a deal with local and state governments to build a regional operations center in downtown Buffalo. The "Inner Harbor" project is expected to bring 2,000 new jobs to the Western New York area in addition to a hotel, sports-theme restaurant, ice rink, retail shops and residential space. As importantly, the deal helped solidify the Sabres future in Buffalo for years to come. Barely one month later on July 26, the Rigases officially purchased the Sabres after operating the team under a memorandum of understanding since March 1998.

Mr. Rigas resides in Coudersport with his wife, Doris. They have four children, three of whom – Michael, Timothy, and James – are actively involved in the management of Adelphia. The fourth, Ellen, resides in New York City, where she is pursuing a career in the field of entertainment.

TIMOTHY J. RIGAS
Chief Executive Officer

Timothy Rigas enters his third full season as the Sabres' Chief Executive Officer. While serving in that capacity with the team, he maintains his role as Executive Vice President, Chief Financial Officer, Chief Accounting Officer, and Treasurer of Adelphia Cable Communications and its subsidiaries. He also owns the title of Vice Chairman and Chief Financial Officer of Adelphia Business Solutions, an Adelphia subsidiary that has become a leading competitive local exchange carrier. One cable industry observer has described Timothy as "a real visionary, as creative in financing as anybody in the cable business."

From cable acquisitions to player acquisitions, Timothy Rigas and the Rigas family enjoyed some remarkable success last year on a variety of business fronts. In December 1999, Adelphia purchased several cable systems in the Cleveland area, marking the fourth such acquisition for the company in a ten-month span. The moves added a combined 2.9 million subscribers and make Adelphia the sixth largest cable company in the United States. To further underscore the speed of the company's growth, consider that in less than one year, Adelphia more than doubled its subscriber base to its current 5.3 million - an amazing 121% increase.

The Rigases willingness to spend money was not limited to their cable interests. In March, they approved separate trades to acquire the talents (and contracts) of Doug Gilmour and Chris Gratton, thereby giving the Sabres the boost they needed to reach the playoffs. The Rigas family continued their roll in June 2000 when they consummated a deal with local and state governments to build a regional operations center in downtown Buffalo. The "Inner Harbor" project is expected to bring 2,000 new jobs to the Western New York area in addition to a hotel, sports-theme restaurant, ice rink, retail shops, and residential space. As importantly, the deal helped solidify the Sabres future in Buffalo for years to come. Barely one month later on July 26, the Rigases officially purchased the Sabres after operating the team under a memorandum of understanding since March 1998.

Timothy first joined the constituent entities that became Adelphia in 1979 after graduating from the University of Pennsylvania's Wharton School with a B.S. Degree in Economics. When he joined Adelphia, the company had a total of 45,000 subscribers, and was generating $7 million per year. Today, Adelphia boasts annual revenues exceeding two billion dollars.

Timothy, John, Michael and James Rigas each own 25% of the controlling interest of the Buffalo Sabres.

In addition to his work with the Sabres and Adelphia, Timothy is also affiliated with the following organizations: the Pennsylvania Cable Association Legislative Implementations Committee, the Potter County Hospital Authority, the Coudersport Library Board, and the Coudersport Rotary Club.

Timothy, 44, is single and resides in Coudersport, PA.

MICHAEL J. RIGAS
Director

Michael Rigas is the Executive Vice President of Operations for Adelphia Cable Communications. In his role with Adelphia, he oversees all cable television system operations at the corporate level and monitors compliance with federal, state and local laws and regulations.

The number of cable television systems under Michael's supervision has grown dramatically over the last two years. In December 1999, Adelphia purchased several cable systems in the Cleveland area, marking the fourth such acquisition for the company in a ten-month span. The moves added a combined 2.9 million subscribers and make Adelphia the sixth largest cable company in the United States. To further underscore the speed of the company's growth, consider that in less than one year, Adelphia more than doubled its subscriber base to its current 5.3 million - an amazing 121% increase.

Michael graduated from Harvard Law School after earning an undergraduate degree (Magna Cum Laude) in history from Harvard. He worked for the Washington D.C.-based law firm of Webster, Chamberlain, and Bean for one year before joining Adelphia in 1981.

Michael, John, Timothy and James Rigas each own 25% of the controlling interest of the Buffalo Sabres. Like his father and his brothers, Michael works with a number of local and regional organizations, including: Cable Television Association (CATA), New York State Cable Television Association (where he serves as Chairman), National Cable Center and Museum, St. Bonaventure University, and Charles Cole Memorial Hospital.

Michael, resides in Coudersport, PA.

JAMES P. RIGAS
Director

James Rigas is the Executive Vice President of Strategic Planning at Adelphia Cable Communications. In his role with Adelphia, James manages the engineering, marketing and customer service aspects of the company. He also plays a critical role in Adelphia's expansion into new lines of business. To that end, James is the Vice Chairman, CEO and President of Adelphia Business Solutions, an Adelphia subsidiary that has become a leading competitive local exchange carrier.

James, his father, and his brothers have overseen some amazing growth for the company during the past two years. In December 1999, Adelphia purchased several cable systems in the Cleveland area, marking the fourth such acquisition for the company in a ten-month span. The moves added a combined 2.9 million subscribers and make Adelphia the sixth largest cable company in the United States. To further underscore the speed of the company's growth, consider that in less than one year, Adelphia more than doubled its subscriber base to its current 5.3 million - an amazing 121% increase.

After graduating Magna Cum Laude from Harvard, James attended Stanford University, where he earned a juris doctor degree and a master's degree in economics in 1984. He joined Adelphia in 1986 after serving for two years as a consultant with Bain & Co., a management consulting firm.

James, Michael, John and Timothy Rigas each own 25% of the controlling interest of the Buffalo Sabres.

James, 42, and his wife, Dr. Mary Ann Rigas, a pediatrician, are the parents of four children: Christopher Paul, 6; John Michael, 5; Andrew James, 4; and David Timothy, 1. They reside in Coudersport, PA.

DARCY REGIER
General Manager

Darcy Regier continues his masterful management of the Sabres organization by building a successful team in Buffalo without sacrificing the young talent in the farm system. Unlike other organizations, the recent achievements of the Sabres under Regier -1998 Eastern Conference Finalists and 1999 Stanley Cup Finalists - have not come at the expense of the organization's young talent. Buffalo's AHL affiliate Rochester Americans has enjoyed two straight trips to the Calder Cup Finals and continues to develop players who will be keys to the future success of the Sabres.

With the Sabres struggling to make the playoffs last March, Regier's focus was squarely on helping the NHL club reach the postseason. He patiently waited for the right opportunity and then pulled the trigger on two trade deadline deals to acquire Chris Gratton and Doug Gilmour. The moves, combined with the earlier acquisition of Vladimir Tsyplakov for an 8th round pick, sparked Buffalo to a 7-2-1 finish and clinched a playoff spot for the third straight year under the GM. Regier made perhaps his shrewdest moves of the year at the expansion draft when he protected the core of the hockey team in exchange for backup goalie Dwayne Roloson, Geoff Sanderson, two minor leaguers, and two middle-round draft picks.

As Buffalo was trying to keep its NHL team intact, its AHL affiliate in Rochester was marching to their second straight Calder Cup Finals. The Americans continue to provide Buffalo with depth (11 Rochester players spent time in Buffalo last season), while serving the dual purpose of developing young players. Goaltender Mika Noronen (1997, 1st round) is among the most promising of these players. Noronen was thrust into a starting role last year after Martin Biron's callup, and he responded by posting a 2.18 GAA and a .920 save percentage. He was named the AHL's Rookie of the Year and The Hockey News' Minor Pro Prospect of the Year for 2000. Teammate Dmitri Kalinin (1998, 1st round), just 20 years old, joined Noronen as a defenseman on the AHL's All-Rookie team.

Prior to joining the Sabres, the 43 year-old served in roles with the Islanders as: Director of Hockey Administration, Assistant Coach, and Assistant General Manager. While on Long Island, he supervised the club's amateur development, and saw their International Hockey League affiliate win back-to-back championships (Denver Grizzlies in 1994-95 and then, after moving to Salt Lake City, the Utah Grizzlies in '95-'96). Legendary Islanders' coach Al Arbour, along with Bill Torrey, who served in roles as General Manager, President, Chairman of the Board, and Consultant with New York, were significant contributors to Regier's career as a hockey administrator. Regier left the Islanders organization briefly in the 1991-92 season to serve as an assistant coach with the Hartford Whalers.

Born in Swift Current, Saskatchewan, he was the fifth choice (77th overall) of the California Golden Seals in the 1976 Amateur Draft. He appeared in 26 NHL games over the course of three seasons with the Cleveland Barons and the New York Islanders, totaling two assists and 35 PIM. Regier played parts of eight seasons of professional hockey and was a member of three championship teams. In 1982, he was named a First Team All-Star with Indianapolis (IHL), where he learned from one of the people he considers an influence on his hockey life, current Detroit Red Wings Senior Vice President Jim Devellano, then the team's GM.

During his playing career, Regier was involved in the early setup of the Professional Hockey Players' Association.

Darcy and his wife, Katherine, reside in Clarence with their three sons: Jonathan (19), Justin (15), and Jarrett (7).

RON BERTOVICH

Executive Vice President/Administration

Ron Bertovich enters his third full season as Executive Vice President/Administration of the Buffalo Sabres and HSBC Arena. With the Sabres, Bertovich oversees most non-hockey operations, including marketing, sales, broadcasting, arena athletics, operations and ticket sales. Ron also serves as the governor of the National Lacrosse League's Buffalo Bandits, and is a member of the NLL's executive committee.

Bertovich also holds the title of Executive Vice President of the Empire Sports Network, the television home of the Sabres. He was hired by the regional sports network in 1994, and was instrumental in its rapid growth, specifically in the area of live sports programming. Besides the 70-plus Buffalo Sabres regular season and playoff games, Empire's program line-up boasts live coverage of several professional sports from throughout New York state – including teams from the American Hockey League, Triple-A baseball, the National Professional Soccer League, and the National Lacrosse League.

While at Empire, Ron also oversaw the introduction of FAN TV and the Empire Sports Report – interview and highlight shows which focus on regional sports stories and produce four and one-half hours of live programming each day. On the affiliate side, the network subscriber base has grown to its current total of 1.2 million subscribers throughout New York state. The staff kept pace with the network's growth, increasing from less than 20 full-time employees to its current level of 80.

Prior to joining the network, Ron served as the Commissioner of the Atlantic 10 Conference from 1986-1994. He played a major role in creating a comprehensive conference television package that greatly increased exposure for the league's men's and women's basketball teams. Upon his departure, the conference was conducting championships and recognizing scholar-athletes in 18 sports. Ron was able to draw on his experiences in collegiate athletics when HSBC Arena hosted the first and second rounds of the 2000 NCAA Men's Basketball Championships. The success of the event was universally praised by both spectators and participants.

Ron graduated from St. Francis (PA) College in 1976 with a degree in Business Management. He has also earned a master's degree in Industrial Relations from St. Francis, and a master's degree in Athletic Administration from Ohio State University. Ron currently sits on the board of the Greater Buffalo Sports Hall of Fame, and he helped pave the way for the move of that association's Hall of Fame site into a more prominent location in the pavilion of HSBC Arena. Ron also serves on the board of the Buffalo Convention and Visitors Bureau, and the National Conference for Community and Justice (NCCJ).

A native of Bentleyville, Pennsylvania, Ron and his wife Cheryl have two daughters: Meghan Lynn (14) and Kimberly Lynn (12). The Bertovich family resides in Getzville, New York.

JOHN CIMPERMAN

Executive Vice President/ Integrated Marketing - Buffalo Sabres
Region Vice President/Sales and Marketing - Adelphia

John Cimperman was appointed to a dual role as Executive Vice President/ Integrated Marketing - Buffalo Sabres and Region Vice President/Sales and Marketing - Adelphia in January, 1999. In the position, Cimperman is responsible for the marketing integration of all of Adelphia's properties in the Western New York region. These properties include Adelphia Communications, Adelphia Business Solutions, the Buffalo Sabres, Empire Sports Network and Adelphia Media Services (formerly Media Partners).

In December 1999, John was the main force behind the launching of the Adelphia Awards program. The program, similar to airlines' frequent flyer programs, is the first to integrate a sports franchise with a media company. The Program rewards Adelphia customers and Sabres' season ticket holders with points for the purchase of Adelphia services, as well as attendance of HSBC Arena events. "Awards" allows the company to help cross-sell its products, while rewarding subscribers with valuable items, ranging from Sabres' merchandise to a trip to the ESPY Awards.

Cimperman moved into his role with Adelphia and the Sabres after serving as Vice President/Marketing & Communications with the Los Angeles Kings. With the Kings, Cimperman oversaw various aspects of the organization, including media and community relations, broadcasting, promotions, ticket sales, merchandising and game night entertainment. He also led the design of the Kings' new logos and uniforms, and was instrumental in the negotiation of the $100 million naming rights deal of the STAPLES Center.

Cimperman arrived in the National Hockey League after a four-year stint in the National Basketball Association. He was Vice President/Marketing for the Philadelphia 76ers from 1995-96, and served as Director of Marketing for the Cleveland Cavaliers from 1993-95. Prior to joining the professional sports ranks, John managed the advertising accounts for Stouffer Hotels, British Petroleum, and Sherwin-Williams as an account supervisor at WYSE Advertising in Cleveland.

A native of Cleveland, Cimperman earned his undergraduate degree at Kent State and received his masters in communications from Cleveland State. John resides in East Aurora, NY, with his wife, Cathy and two children, Jacob and Hanna.

ED HARTMAN

Executive Vice President/Finance
& Business Development

Ed Hartman was named Executive Vice President/Finance & Business Development for the Buffalo Sabres and HSBC Arena on November 19, 1998. In his position with the Sabres, Hartman oversees the finance and accounting departments, arena event bookings as well as spearheading Adelphia Communications' efforts in the development of Buffalo's Inner Harbor.

Hartman's work on behalf of the Inner Harbor project was rewarded on June 24, 2000 when state and local officials announced an agreement had been reached with Adelphia on an incentive package to help fund the project. The proposed high-rise development is expected to bring 2,000 new jobs to the Western New York area in addition to a hotel, sports-theme restaurant, ice rink, retail shops, and residential space.

Prior to joining Adelphia in 1992, Hartman, who is a CPA, served in accounting and consulting positions with Price Waterhouse in Pittsburgh. Hartman spent four seasons in the Pittsburgh Pirates (MLB) organization after being selected in the 1986 amateur draft. Hartman received his B.S. degree in Accounting from Indiana University of Pennsylvania.

A native of Pittsburgh, Ed and his wife, Lori, have three children: daughters, Katelyn and Abigail, and son, Jason.

EXECUTIVE DEPARTMENT

Kerry Atkinson
Senior Vice President/
Sales

Kevin Billet
Senior Vice President/
Legal & Business Affairs

Christye Peterson
Senior Vice President
Marketing

Michael Gilbert
Vice President/
Communications

Seymour H. Knox IV
Vice President/
Corporate Relations

John Sinclair
Vice President/
Ticket Sales & Operations

LARRY CARRIERE
Assistant to the General Manager

Larry Carriere, "The Hawk", returns for his eighth season in the Sabres front office, his sixth in the position of Assistant to the General Manager. Larry works in a variety of roles, but his primary responsibilities are overseeing minor league operations and contracts, as well as professional player development. He is also the Sabres representative on the American Hockey League Board of Governors.

Carriere enjoyed a productive year in 1999-2000 helping to develop Sabres players assigned to the team's minor league affiliates: the American Hockey League's Rochester Americans, South Carolina Stingrays of the East Coast Hockey League, and the Broome County (Binghamton) Icemen of the United Hockey League. The Amerks repeated as the Empire Division champions, and earned their second consecutive berth in the Calder Cup Finals. Rochester accomplished this feat despite having a total of 11 players spend time in Buffalo at various points during the year. One of the players that remained in Rochester for the full season was goaltender Mika Noronen. He led the AHL with 33 wins, a 2.18 GAA, and six shutouts en route to being named the AHL Rookie of the Year and The Hockey News' Minor Pro Prospect of the year for 2000. Other success stories in Rochester included: defenseman Dmitri Kalinin being named to the AHL All-Rookie team; the promotion of Maxim Afinogenov to the NHL after just 15 games in Rochester; and the hiring of Americans Head Coach Brian McCutcheon as Sabres Assistant Coach, replacing the departed Mike Ramsey.

Prior to being named to his current position, Larry was the team's Director of Player Evaluation after serving as a scout for the Sabres in the Quebec region for eight years. He is also fluent in French.

The team's second-round draft choice in 1972, Carriere played 206 games over two stints with the Sabres during his seven-year NHL career. Carriere's playing days with Buffalo ranged from the 1972-73 season through and including the 1974-75 campaign and the Sabres' appearance in the Stanley Cup Finals. Carriere was dealt to the Atlanta Flames before the start of the 1975-76 season and would go on to also play with Vancouver and Los Angeles before returning to Buffalo during the 1977-78 season. He appeared in 416 NHL games, recording 17 goals, 83 assists, 100 points, and 512 penalty minutes.

Carriere graduated from Loyola College in Montreal with a Bachelor of Commerce degree, with a major in Business Administration. He has also studied management at the University of Michigan. Larry and his wife Suzanne live in Williamsville, New York. They have two grown children: Nicholas, a Niagara University hockey player, and Stephanie, a communication arts student at Concordia University in Montreal.

DON LUCE
Director of Player Personnel

Don Luce enters his 14th season as the Buffalo Sabres Director of Player Personnel, where he oversees the team's 11-person scouting staff. Together they scout the NHL, IHL, AHL, and ECHL, as well as the Canadian junior leagues, American high schools and colleges, and European leagues.

The work of Don and his staff continues to produce outstanding results. This past season The Hockey News named Rochester goaltender Mika Noronen (1997, 1st round) as its Minor Pro Prospect of the Year after the 21-year old AHL rookie posted a 2.18 GAA and a .920 save percentage. Remarkably, it was the second straight season that a Sabres prospect has received that honor. Goaltender Martin Biron (1995, 1st round) was the Minor Pro Prospect of the Year for 1999. Other success stories in the Sabres system include: Maxim Afinogenov (1997, 3rd round) totaled 16 goals in 65 games in his rookie season with the Sabres; defenseman Dmitri Kalinin (1998, 1st round) was named to the AHL all-rookie team after ending his first year with an impressive +15; Norm Milley (1998, 2nd round) finished as the second-leading scorer in the OHL (52-60-112), while fellow prospect Mike Zigomanis (1999, 2nd round) finished fifth in the OHL scoring race (40-54-94).

Don first joined the Sabres' front office staff in 1984 when he worked for a year on special assignments and as an assistant coach. He spent the 1985-86 season as an American scout, before taking on his current role in 1987. One of his major accomplishments was his instrumental role in bringing Alexander Mogilny to America in 1989.

A member of the Buffalo Sabres Hall of Fame, Luce originally became a Sabre as part of a trade with Detroit for Joe Daley in 1971. He spent almost 10 full seasons of his NHL career with Buffalo and ranked with Craig Ramsay as two of the league's best penalty-killers throughout the 1970's.

In 1974-75, Don enjoyed arguably his finest season helping the Sabres to the Stanley Cup Finals and establishing two team records which still stand to this day: eight short-handed goals in one season and an incredible +61 plus/minus ranking. He capped the year by being named the winner of the Bill Masterton Memorial Trophy which is given to the NHL player who best exemplifies the qualities of perseverance, sportsmanship, and dedication to hockey.

After a trade to Los Angeles in 1981, Luce went on to play one more season with Toronto before retiring. He appeared in a total of 894 NHL games, registering 225 goals, 329 assists, 554 points, and 364 PIM. Don still ranks in the top 10 with Buffalo in eight career leaders categories.

As a result of his many accomplishments on and off the ice, Don was honored with induction into the Greater Buffalo Sports Hall of Fame in September 1997. He and his wife Diane reside in Williamsville, New York. They have four grown children: Scott, Kim, Kelly, and Kristin.

LINDY RUFF
Head Coach

Lindy Ruff enters his fourth season behind the Sabres bench ranked third on the team's all-time list for games coached with 246 (Bowman - 404, Muckler - 268). Ruff had to draw on all of that experience this past year when injuries to key players like Dominik Hasek, Michael Peca, and Rhett Warrener kept the Sabres from playing at full strength for much of the season. While those players were working their way back into the lineup, Ruff kept the team in the race for a playoff spot. He then guided the club to a 7-2-1 finish upon their return, and clinched a playoff spot on the final day of the season. It marked the third time in his three years as head coach that Ruff's Sabres team has made the playoffs.

In just his second season as a head coach in the NHL, Lindy Ruff, now 40, led the Sabres to their first Stanley Cup Finals in 24 years, and established himself as one of the top young coaches in the league. He was rewarded for his efforts when he signed a multi-year contract extension on September 15, 1999. Ruff's 25 career playoff wins in three seasons make him the all-time winningest Sabres coach in the postseason, surpassing the legendary Scotty Bowman's mark of 18 wins (set over five seasons). He also achieved a new club record in 1999 for the most wins in one playoff year with 14. In the process, Ruff became only the third head coach under the present Stanley Cup Playoff format to lead his team to the Conference Finals in each of his first two seasons (Jean Perron with Montreal in 1986 and 1987; Mike Milbury with Boston in 1990 and 1991). The Sabres' strong start at the beginning of the 1998-99 season helped earn Ruff the right to coach the World Team in the All-Star Game in Tampa Bay on January 24, 1999. Despite losing the game 8-6, Ruff joined Bowman and Floyd Smith as the only Buffalo coaches to be named head coach of an All-Star Team while with the Sabres.

Hired as the 15th head coach in team history on July 21, 1997, Ruff achieved playoff successes his first year that none of his Sabres predecessors had ever experienced. The 1997-98 squad set a team record with an eight-game postseason winning streak, and tied the old club mark with ten wins in a playoff year. The conference finals appearance was the team's first since 1980, which ironically was Ruff's rookie year with Buffalo.

Ruff joined the Sabres as a second-round (32nd overall) draft pick in 1979 following a distinguished career as a defenseman with Lethbridge (WHL). He made the team at his first training camp and went on to play 63 games for the Sabres during the 1979-80 season, a season which culminated in Ruff being named the team's rookie-of-the-year. Eighteen years later, Ruff still ranks sixth on the Sabres' all-time regular season list in penalty minutes (1,126) and is tied for eleventh in games played (608). In 691 career NHL games, Lindy totaled 105 goals, 195 assists, 300 points, and 1,264 penalty minutes.

In his third season with Buffalo, Ruff was converted to left wing after having played defense throughout his junior career and his first two seasons as a pro. In November 1986, he received perhaps his greatest individual honor as a Sabre when he was named to replace Gil Perreault as team captain after the legend's retirement. Lindy continued to display leadership qualities as a player when he returned to defense in January 1987.

Ruff ended his professional playing career after a stint as a player/assistant coach with the San Diego Gulls of the IHL in the 1992-93 season. When expansion hit the NHL again for the 1993-94 season, Head Coach Roger Neilson (who coached Lindy in Buffalo and with the Rangers) tabbed Ruff as one of his assistants for the new Florida Panthers club. As the primary coach of the penalty-killing unit and defensemen, Ruff received accolades for his work with those groups. The over-achieving, hard-working Panthers went all the way to the Stanley Cup Finals in 1996, just their third season in existence.

Lindy and his wife Gaye have been married for 15 years and reside in Clarence with their four children: Brett (11), Eryn (9), and twins Brian and Madeleine (6).

HEAD COACHING RECORD

			Regular Season					Playoffs		
Season	Team	League	W	L	T	PTS	PCT	W	L	PCT
1997-98	Buffalo	NHL	36	29	17	89	.543	10	5	.667
1998-99	Buffalo	NHL	37	28	17	91	.555	14	7	.667
1999-00	Buffalo	NHL	35	36	11	85	.494	1	4	.200
Career			**108**	**93**	**45**	**265**	**.530**	**25**	**16**	**.610**

ALL-TIME COACHING RECORDS OF THE SABRES

Coach	Games	Won	Lost	Tied	Pct.
Floyd Smith - 5/74 to 5/77	241	143	62	36	.668
Roger Neilson - 10/80 to 5/81	80	39	20	21	.618
Marcel Pronovost - 10/77 to 12/78	104	52	29	23	.611
Scott Bowman - 6/79 to 5/80, 10/81 to 12/81, 3/82 to 5/85, 1/86 to 11/86	404	210	134	60	.594
Billy Inglis - 12/78 to 6/79	56	28	18	10	.589
Jim Roberts - 12/81 to 3/82	45	21	16	8	.555
Rick Dudley - 10/89 to 12/91	188	85	72	31	.535
Lindy Ruff - 7/97 to 4/00	246	108	93	45	.530
John Muckler - 12/91 to 6/95	268	125	109	34	.530
Ted Sator - 12/86 to 4/89	207	96	89	22	.517
Ted Nolan - 7/95 to 5/97	164	73	72	19	.503
Jim Schoenfeld - 6/85 to 1/86	43	19	19	5	.500
Joe Crozier - 1/72 to 5/74	192	77	80	35	.492
Punch Imlach - 10/70 to 1/72	119	32	62	25	.378
Craig Ramsay - 11/86 to 12/86	21	4	15	2	.238

-233 -263 263

ALL-TIME COACHING RECORDS OF SABRES IN PLAYOFFS

Coach	Games	Won	Lost	Pct.
Lindy Ruff - 1998, 1999, 2000	41	25	16	.610
Scott Bowman - 1980, 1982, 1983, 1984, 1985	36	18	18	.500
Floyd Smith - 1975, 1976, 1977	32	16	16	.500
Roger Neilson - 1981	8	4	4	.500
Ted Nolan - 1997	12	5	7	.417
John Muckler - 1992, 1993, 1994, 1995	27	11	16	.407
Marcel Pronovost - 1978	8	3	5	.375
Rick Dudley - 1990, 1991	12	4	8	.333
Joe Crozier - 1973	6	2	4	.333
Billy Inglis - 1979	3	1	2	.333
Ted Sator - 1988, 1989	11	3	8	.273

SABRES FACT

The following people have served as assistant coaches for the Sabres:

Red Berenson - 1982-83 to 1983-84
Joe Crozier - 1984-85
Don Lever - 1987-88 to 1989-90, 1992-93 to present
Terry Martin - 1995-96
Brian McCutcheon 2000-01 to present
Roger Neilson - 1979-80
Nick Polano - 1981-82
Craig Ramsay - 1984-85 to 1986-87
Mike Ramsey - 1997-98 to 1999-00
Jim Roberts - 1979-80 to 1983-84
Barry Smith - 1985-86 to 1988-89
Ron Smith - 1980-81
Paul Theriault - 1996-97
John Tortorella - 1989-90 to 1994-95
John Van Boxmeer - 1990-91 to 1991-92

DON LEVER

Associate Coach

Don Lever is back for his eleventh season on the Sabres coaching staff, serving his fourth straight year as the team's Associate Coach. Don's ten seasons behind the Buffalo bench represent the second most among current NHL assistant coaches with a single team. Only Doug Jarvis of the Dallas Stars, who has spent the last 12 years with that club, has been with one team longer.

Before reuniting on the Buffalo coaching staff, Don and Lindy Ruff were teammates on the Sabres for two seasons: 1985-86 and 1986-87. In fact, Ruff's first coaching experience came while serving as a player/assistant under Lever with the Amerks in 1991-92. Ruff represents the fifth head coach Lever has worked with as a Sabres' assistant coach, having also served with Ted Sator, Rick Dudley, John Muckler, and Ted Nolan.

Lever, 48, who was known as a defensive specialist during his playing days, began his coaching career as a Sabres assistant in the 1987-88 season. He then served as the head coach of the Rochester Americans from 1990-1992, before returning to Buffalo as an assistant for the 1992-93 season.

In 1990-91, Lever's first season as coach of the Amerks, he earned AHL Coach of the Year honors after Rochester went to the Calder Cup finals following a league-best 45-26-9 regular season. Lever also played for Rochester in 1985-86 and 1986-87, winning the Calder Cup in the role of player-coach in his final pro season.

Don played his junior hockey in nearby Niagara Falls, Ontario. After scoring 126 points in 63 games for the OHL's Flyers, he was the first draft choice (and third pick overall) of the Vancouver Canucks in 1972. Don was traded to Atlanta in February 1980 after eight seasons with the Canucks, and moved with the Flames to Calgary that summer. He was dealt to Colorado in 1981, and again was a part of a franchise shift as the Rockies became the New Jersey Devils in 1982. The Sabres acquired his rights from the Devils on September 9, 1985, and he spent two seasons as a player in Buffalo's organization. In 1,020 NHL games, he accumulated 313 goals, 367 assists, 680 points, and 593 PIM.

Don and his wife Karen live in Amherst, New York with their three children: Michael (19), Sarah (17) and Caitlin (15).

Brian McCutcheon

Assistant Coach

After three successful years coaching the AHL affiliate Rochester Americans, the Sabres named Brian McCutcheon an assistant coach this summer, replacing the departed Mike Ramsey. The promotion was well-deserved for McCutcheon who took the Amerks to the Calder Cup Finals in each of the last two seasons while helping to develop the talent in the Sabres farm system.

McCutcheon led the Amerks to their second straight Western Conference regular season title in 1999-2000, despite losing his number one goaltender (Martin Biron) and top offensive threat (Maxim Afinogenov) to Buffalo early in the season. The performance was a fitting encore from the previous year when the team set franchise records for most points (111) and wins (52) in a season. McCutcheon, who ends his Rochester tenure with a record of 128-82-9, saw his Amerk teams into the playoffs in each of his three seasons behind the bench. Along the way, he helped develop several current Sabres including: Biron, Erik Rasmussen, and Vaclav Varada. It won't be a surprise if those players are someday joined by such names as Dmitri Kalinin (99-00 AHL all-rookie team) and Mika Noronen (99-00 AHL Rookie of the Year).

Prior to joining the Amerks, McCutcheon served as the Head Coach and Director of Player Personnel for the Columbus Chill of the East Coast Hockey League. In his only season with the Chill, he led them to a 44-21-5 mark setting a franchise record for most wins and points in a season while winning the North Division title. McCutcheon was rewarded for his efforts with the ECHL Coach of the Year award.

That performance was made more impressive by the fact that it was only his second season working with professionals, and just his first as a head coach. In 1995-96, he served as an assistant to former Amerks Head Coach John Van Boxmeer with the Los Angeles Ice Dogs of the International Hockey League.

Before moving into pro hockey, Brian enjoyed a highly successful career as a college coach. McCutcheon was the head coach from 1987-95 at Division I Cornell University compiling a 108-105-24 record over eight seasons. The tenure was a homecoming for McCutcheon who graduated from Cornell in 1971 after a playing career which included an NCAA Championship in 1970. He was inducted into the Cornell University Sports Hall of Fame in 1986.

McCutcheon had previously coached at Elmira College (located in Central New York) for seven seasons, the last six as head coach. He owns a 103-60-1 lifetime record at the school, including a 1986 New York State Coach of the Year award, the same year his Elmira team reached the #1 ranking among Division III schools.

He appeared in 37 games over parts of three seasons with the Detroit Red Wings, recording three goals, one assist, four points, and seven PIM.

A native of Toronto, Brian and his wife Susan have two children, Kelly (21) and Mark (16).



DOUG McKENNEY

Strength & Conditioning Coach

Doug McKenney returns for his sixth season on the Sabres' coaching staff. His duties with the team include working on strength and conditioning programs with the NHL club, the AHL affiliate Rochester Americans, Sabres draft choices, as well as in conjunction with Buffalo's Director of Player Personnel Don Luce on potential draftees. He also works with a physical therapist and team doctors on the rehabilitation of all injured players.

McKenney, 41, was named the team's first-ever Strength and Conditioning Coach in July 1995 and has been steadily improving the team's performance levels ever since. The 1999-00 Sabres finished the regular season with a manageable 165 man-games lost to injury, a figure augmented by Dominik Hasek's long-term groin injury. The team's durability over the last three years has been a tribute to McKenney's programs with the team consistently finishing near the top in the least amount of man-games lost category (1998-99 rank: 2nd, 1997-98 rank: 1st).

Since it is difficult to conduct intense training during the season, McKenney places a special emphasis on teaching players nutrition. He has even developed recommended menus for local restaurants and chains, which players can consult to help make smart food choices. McKenney also utilizes computer software to analyze each player's food intake and make suggestions on how they can improve their diets. Before the players leave for the offseason, Doug, in conjunction with the hockey department, devises a conditioning manual and video tailored to each player's individual needs. For those players who remain in Buffalo, McKenney supervises their off-season conditioning and skating programs.

For the fifth straight summer, McKenney and Luce ran a mini-camp for the team's top prospects. This unique program consists of physical workouts as well as seminars in nutrition, understanding the media, drug and alcohol awareness, and other lifestyle instruction. Many of the organization's top prospects participated in the six week program this past year.

McKenney joined the Sabres in June 1995 after serving as the Hartford Whalers strength and conditioning coach for six years. He served in the same capacity for the Pittsburgh Penguins the four years prior.

A 1981 graduate of Springfield College, McKenney taught two years of physical education at Dover High School in New Hampshire and served on the coaching staff of the school's football team. He subsequently obtained his master's degree in exercise physiology at Mississippi State University.

Doug and his wife Suzanne reside in Hamburg, New York with their two children, sons Matthew (13) and Neil (11).

DENNIS COLE

Assistant Strength & Conditioning Coach

Dennis Cole is entering his second season with the Sabres as the Assistant Strength and Conditioning Coach. Dennis had previously interned with the team while an undergraduate at Canisius College. Dennis is certified as a Health and Fitness Instructor by the American College of Sports Medicine, as well as a Certified Strength and Conditioning Specialist by the National Strength and Conditioning Association.

As Assistant Strength and Conditioning Coach to Doug McKenney, Coles' main responsibilities during the season entail working with the Sabres AHL affiliate, the Rochester Americans. With the Amerks, Dennis organizes the team's off-ice conditioning, weight training, and nutrition analysis. In the offseason, he assists Sabres' Strength and Conditioning Coach Doug McKenney with the organizations summer conditioning camp for rookies and prospects held in Buffalo.

Dennis, a native of Clarence, NY, received his undergraduate and Masters degrees from Canisius College in Non-Teaching Physical Education with Concentration in Physical Science. He and his wife, Carrie, reside in Amherst, NY.

JEFF HOLBROOK

Administrative Assistant Coach

This season marks Jeff's eighth year with the Sabres, and third in his current role of Administrative Assistant Coach. He joined the team in 1992 as the club's Media Relations Assistant and has consistently worked his way up the ranks as he held the positions of Director of Public Relations and Director of Team Operations before moving into his current position. Before joining the Sabres, Holbrook was with the Rochester Americans for five seasons.

As the teams' Administrative Assistant Coach, Jeff is responsible for all the video editing and analization of games, as well as prescouting each opponent. He is also involved in various other hockey department issues, including organizing travel schedules and statisical analysis. Jeff received his Bachelors Degree in Communications in 1988 from St. John Fisher College and was named Who's Who Among College Students. His outstanding collegiate career was highlighted by being selected a three-time football All-American at wide receiver and induction into the St. John Fisher College Athletic Hall of Fame in 1996. He is currently pursuing his master's degree at the University at Buffalo. Jeff and his wife Michele, reside in Williamsville, New York, with their daughter Findlay (1).

JIM CORSI

Goaltending Coach

Jim Corsi enters his third year as the Sabres goaltending coach. His duties with the team involve working with the Sabres NHL netminders as well as the team's prospects throughout the minor leagues. The products of Corsi's teachings have been seen in the development of Martin Biron, who recorded 19 wins as a rookie last season with the Sabres' and Mika Noronen who was named Minor Pro Prospect of the Year by The Hockey News and the AHL's Top Rookie. Jim also worked with Dominik Hasek as he recovered from a 40-game absence with a groin injury. Upon his return, Hasek won 14 games and recorded a 1.96 GAA with a .925 save percentage which pushed the Sabres into the final playoff spot.

Jim brings with him over 20 years of experience as a player, coach, manager and hockey analyst. Previously, he held the position of Goaltending Coach with the Canadian Women's Team (1997-98), Ottawa University (CIAU) (1997-98), Schwenningen HC (Ger/DEL) (1997-98), St. Michael's Majors (OHL) (1994-97), McGill University (CIAU) (1992) and Concordia University (CIAU) (1992-present). Corsi is a member of the Concordia University Athletic Hall of Fame in hockey and soccer.

As a professional player, Jim played with the Edmonton Oilers and the Minnesota North Stars, as well as Quebec Nordiques of the WHA before going overseas to play international hockey in Europe, Russia, and China from 1980-92. During that time, he was a member of the Italian National Team at the 1984 Winter Olympic Games, as well as representing Italy several times in the World Ice Hockey Championships.

Jim is fluent in English, French, Italian and German. He and his wife Cathy reside in Ile Bizard, Quebec with their two sons Stephen (18) and Danny (15).

SCOUTING DEPARTMENT

Jim Benning
Director of
Amateur Scouting

Terry Martin
Director of Pro
Scouting

David Volek
Director of
European
Amateur Scouting

Kevin Devine
Western Pro Scout

Bo Berglund
Sweden/Finland
Amateur Scout

Don Barrie
Ontario
Amateur Scout

Paul Merritt
New England
Amateur Scout

Mike Racicot
Quebec/Maritimes
Amateur Scout

Rudy Migay
College/Junior
Amateur Scout

Darryl Plandowski
Western Amateur
Scout

TRAINERS/EQUIPMENT

Jim Pizzutelli
Head
Trainer/Massage
Therapist

Rip Simonick
Head Equipment
Manager

George Babcock
Assistant Equipment
Manager

MEDICAL STAFF

Dr. John Marzo
Club Doctor

Dr. John Butsch
Club Doctor
Emeritus



Dr. Les Bisson
Orthopedic

Dr. William Hartrich
Doctor

Dr. Nicholas Aquino
Doctor

Dr. Steve Jensen
Oral Surgeon

Dr. Daniel Yustin
Dentist

Joe Acquino
Physical Therapist

SABRES COMMUNICATIONS DEPARTMENT

MICHAEL GILBERT

Vice President/Communications

Michael Gilbert, who joined the Sabres organization as Director of Communications, was promoted to Vice President/Communications on November 19, 1998. Gilbert oversees the Communications Department for the Sabres, as well as for the Buffalo Bandits (NLL) and all amateur athletics. He is entering his fourth year with the club after joining the Sabres on September 2, 1997. Prior to joining the Sabres, Michael was the Director of Public Relations for the New Jersey Devils from 1995-1997. He was part of a staff in New Jersey that earned the Professional Hockey Writers' Association's Dick Dillman Award for excellence in public relations for the 1996-97 season. Gilbert's success followed him to the Sabres where the Communications Department there was acknowledged with the Dillman Award in 1997-98. Before his move to the NHL, Michael was the Assistant Director of Public Relations for the NFL's Philadelphia Eagles for four years (1991-95), assisting with the day-to-day operations of that team's PR department. Michael's football background also includes stints as Assistant Director of Public Relations for the Raleigh-Durham Skyhawks of the WLAF (1990) and as a Graduate Assistant with the Buffalo Bills (1988-90). The move to the Sabres represented a homecoming for Gilbert, who grew up in the Buffalo suburb of Tonawanda. Michael graduated from Canisius College in Buffalo with degrees in Communications and History. He and his wife Amy reside in Amherst, New York, with their son, Mark.

GREGG HULLER

Director of Communications

Gregg enters his second season with the Sabres, and first as the team's Director of Communications. Last year he served as the Sabres' Communications Coordinator after joining the team as a Graduate Assistant prior to the start of the 1998-99 season. In Gregg's role with the team, he serves as a liaison between the Sabres organization and the media. He is primarily responsible for arranging interviews, coordinating press conferences, writing press releases and assisting in game-day operations. Gregg graduated from University at Buffalo in 1994 with a bachelor's degree in U.S. History, and went on to receive his master's degree in sports administration from Canisius College in 1998. He and his wife Beth reside in Cheektowaga, New York.

GARRY DUNLAP

Communications Coordinator – Arena Athletics - Buffalo Bandits

Garry enters his second season with the Sabres as Communications Coordinator. Dunlap began with the organization as an intern in the Community Relations Department during the 1996-97 season. In his current role with the Sabres, Garry assists with the editing of publications including the training camp guide, media guide and post season guide. He also is involved in the Community Relations department with autograph signings, player appearences, the Adelphia Community Corner and the Warrener Corner. In addition to his Sabres duties, Garry is the coordinator of Amateur Athletics for the Arena and Public Relations Director for the Buffalo Bandits of the National Lacrosse League. Garry graduated from Medaille College in 1998 with a Bachelors Degree in Sports Management. He and his wife Rina reside in Niagara Falls, New York.

KEVIN WILES

Communications Coordinator – Buffalo Sabres

Kevin Wiles enters his first season as the Sabres Communications Coordinator. After spending the 1998-99 season as an intern in the Communications Department, Kevin was then hired as the full time graduate assistant for the 1999-2000 season. He returns to the Sabres after spending this past summer and beginning of the season as the Graduate Assistant in the Buffalo Bills Communications Department where he was a training camp and game day intern the past two seasons. He got his start in sports as a summer intern with the Buffalo Bills Public and Community Relations Department. In his role with the Sabres, Kevin oversees all of the teams publications and press notes. He also assists in the maintenance of the team's web site and works as the Sabres contact for the NHL's real time scoring system. A 1999 graduate of Medaille College, Kevin was born and raised in Buffalo where he still resides.

2000-01 COMMUNICATIONS DEPARTMENT

Graduate Assistant .....Tim Darling
Interns.....Scott Schranz, Nick Heidenger, Angela Grenzy, Susan Kleinschmidt

BUFFALO SABRES STAFF

Jennifer Albon
Canadian Sales Account Executive

Dorian Anderson
Canadian Sales & Marketing Manager

Roxanne Anderson
Account Services Representative

Krista Argeros
Traffic & Billing Coordinator

Rodney Bailey
Utility Crew

Glenn Barker
Merchandise Manager/ Inventory Control

Paul Barker
Group Sales Coordinator

Roza Barker
Receptionist

Ken Bass
Management Information Systems Mgr.

Barry Becker
Chief Engineer

Kim Binkley
Ticket Administrator

John Blake
Engineer

Elaine Burzynski
Executive Assistant

Dan Carroll
Ticket Sales Manager

Lori Carrow
Radio Account Manager

Kim Christiano
On-Site Travel Coordinator

Michael Concialdi
Season and Group Account Executive

Paul Cooper
Local Radio Sales Manager

Joe Crozier
Special Consultant

Steve Cuccia
Radio General Sales Manager

Deidre F. Daniels
Community Relations Coordinator

Tina Daniels
Administrative Assistant/Operations

Tim Darling
Graduate Assistant/ Communications

Eve DeForest
Season and Group Account Executive

Natalie DeSilva
Director of Suite Services

Mike Destino
Maintenance Crew

William P. Dowling
Utility Crew

Brian Drabek
Assistant Chief Engineer

Garry Dunlap
Communications Coordinator

Rosanna Falzone
Integrated Marketing Coordinator

John Faso
Director of Event Services

Dave Forman Jr.
Season and Group Account Executive

Elaine Fredo
Account Services Representative

Andrea Giambra
Account Services Representative

Jennifer Glowny
Cash & Settlement Administrator

Bill Graf
Maintenance Supervisor

Eric Grossman
Editor/Technical Director

Joe Guarnieri
Director of Broadcast & Production Services

Brian Hall
Cleaning Supervisor

Birgid Haensel
Payroll Manager

Chris Harszlak
Engineer

Brenda L. Hawkins
Administrative Assistant

Dennis Hooper
Utility Crew

Darius C. Huggins
Utility Crew

Gregg Huller
Director of Communications

Gretchen Huzinec
Account Services Representative

Christine Ivansitz
Accounting Manager-Buffalo Sabres

Mary Jones
Human Resources Assistant

Michael Jones
Account Manager-Empire Sports Sales

Mike Kaminska
Director of Merchandise

Steve Katzman
Director of Canadian Sales & Marketing

Kerry Kominiarek
Utility Crew

Tim Krawczyk
Event Manager

Todd G. Langdon
Premium Sales Associate

Rich Laracuente
Utility Crew

Kevin Lauck
Radio Account Manager

Lowell MacDonald
Television Producer

Eleanore MacKenzie
Executive Assistant

Gerry Magill
Distribution Manager

Chris Makowski
Assistant Box Office Manager

Stan Makowski Jr.
Senior Director of Facilities Management

Marty Maloney
Ticket Administrator

Kathy Manley
Director of Game Presentation & Special Events

John Marsh
Controller

James McDuffie
Security Officer

Charles Mims
Utility Crew

Michelle Mitchell
Coordinator of Suite Services

Todd Moser
Accounting Manager-HSBC Arena

Richard Mugel
Associate Counsel

Pat Needham
Engineer

Hector L. Nieves
Traffic Coordinator

Tim Norman
Game Presentation Coordinator

Maryruth Perry
Radio Account Manager

Joseph A. Pinter
Senior Commercial Producer/Editor

Tammy Preterofi
Store Manager

Michael Queeno
Communications Technician

Matt Rabinowitz
Senior Event Manager

Bud Redding
Utility Crew Manager

Peter B. Riedy Jr.
Ticket Administrator

Vanessa Roberts
Human Resources Coordinator

Daniel Rozanski
General Sales Manager

Jason Sattelberg
Utility Crew

Chris Schoepflin
Senior Director of Sports & Arena Planning

Mike Sciarra
Canadian Sales Account Executive

Kurt Silcott
Director of Lacrosse & Amateur Athletics

Vicki Sitek
Graphic Artist

Jeff Smith
Merchandise Manager/Event Sales

Len Synor
Advertising & Promotions Coordinator

Jennifer Stich
Director of Event Booking

Debbie Taylor
Sales Support Account Executive

Rose Thompson
Account Services Manager

Mike Tout
Box Office Manager

Nick Turano
Director of Premium Sales

Lisa Tetzo
Broadcast Coordinator

Jennifer Vagianos
Account Manager-Empire Sports Sales

Donna Webb-Smith
Community Relations Administrative Assistant

Grant Weber
Season & Group Account Executive

Al Weissman
Communications Engineer

Lisa Wells
Ticket Administrator

Kevin Wiles
Communications Coordinator

Tim Williams
Utility Crew

Bill Wippert
Team Photographer

Marc Wittman
Database Manager

The PLAYERS

2000-2001



BORN: September 4, 1979; Moscow, Russia
HEIGHT: 6'0"
WEIGHT: 195
SHOOTS: LEFT
LAST AMATEUR CLUB: Moscow Dynamo (CIS)

HOW ACQUIRED: Third-round draft choice (69th overall) of the Sabres in 1997 Entry Draft.

AFINOGENOV VS. NHL

Team	GP	G	A	TP	PIM
Anaheim	2	0	0	0	0
Atlanta	3	2	3	5	2
Boston	4	1	2	3	0
Calgary	2	1	2	3	0
Carolina	3	0	0	0	0
Chicago	1	1	0	1	0
Colorado	2	0	1	1	0
Dallas	0	0	0	0	0
Detroit	1	0	0	0	0
Edmonton	1	0	0	0	15
Florida	2	0	1	1	0
Los Angeles	2	1	0	1	0
Montreal	4	2	1	3	0
Nashville	1	0	0	0	0
New Jersey	4	1	3	4	4
N.Y. Islanders	3	0	0	0	4
N.Y. Rangers	3	1	1	2	2
Ottawa	4	1	1	2	6
Philadelphia	3	1	0	1	0
Phoenix	1	0	0	0	2
Pittsburgh	4	0	0	0	0
San Jose	1	0	1	1	0
St. Louis	1	0	0	0	0
Tampa Bay	3	2	0	2	4
Toronto	5	2	2	4	0
Vancouver	2	0	0	0	0
Washington	3	0	0	0	2
NHL Totals	**65**	**16**	**18**	**34**	**41**

1999-00: Finished tied for eighth in rookie points (34) and tied for eighth in rookie goals (16)...Assisted on Dixon Ward's game-winning goal in 3-2 win vs. Toronto (4/3)...Had three-game point streak (2+2) snapped in 5-1 win @ Carolina...Had two assists (1 on PP, 1 on GWG) in 4-2 win vs. Calgary (3/23)...Was eighth multi-point game of season/career...Registered game-winning goal in 4-1 win vs. Montreal (3/20)...Scored goal (on PP) in 5-1 win @ Calgary (3/18)...Scored goal (on PP) and added assist vs. Montreal (3/10)...Had two assists (1 on PP/GWG) in 3-2 win vs. New Jersey (2/21)...Received game misconduct for spearing Edmonton's Roman Hamrlik (2/13)...Tallied goal and assist vs. New Jersey (1/6)...Scored two goals in 8-1 win vs. Toronto (1/1)...Second multi-goal game of season...Had assist on Geoff Sanderson's game-winning goal in 2-1 win vs. Colorado (12/23)...Had three-game point streak (2+1), from vs. Chicago (12/10) to vs. Florida (12/17) marking longest of career...Scored game-winning goal at 8:04 of third period in 2-1 win vs. Chicago (12/10)...Netted Sabres' second goal in eventual 3-2 OT win @ Tampa Bay (11/28)...Scored two goals (1 ENG) and added an assist in 4-0 win @ Atlanta (11/19)...Recorded goal for second straight game @ Tampa Bay (11/12)...Scored first NHL/career goal and added assist (on PP) in first NHL/career game in 6-2 win vs. Boston (11/10)...Was leading the AHL in rookie scoring (15 GP, 6+12=18, 8 PIM, +5 with 2 GWG's) at time of recall...Games missed due to injury: 0...Multi-point games : 7…**2000 Playoffs:** Had assist (on PP) on Stu Barnes' goal in Game Five @ Philadelphia (4/20)…Appeared in first NHL/career playoff game in Game One @ Philadelphia (4/13)…Games missed due to injury this postseason: 0...Multi-point games : 0.

CAREER: 1998-99: Signed a three-year contract on September 3, 1999...Selected as Top Forward at 1999 World Junior Championships...Recorded 16 points in 16 playoff games with Dynamo…**1997-98:** Scored five points in seven games at the 1998 World Junior Championships...**1996-97:** Scored Gold Medal-winning goal for Russia in overtime at 1997 World Junior Championships.

BORN: September 29, 1963; Hamilton, Ontario
HEIGHT: 6'4"
WEIGHT: 220
SHOOTS: RIGHT
LAST AMATEUR CLUB: Oshawa (OHL)

HOW ACQUIRED: Signed a free agent contract on July 13, 2000.

1999-00: Ranks second in NHL all-time among left wingers with 1,176 points…Ranks third all-time in NHL with goals (552) and second all-time in assists (624) by a left wing…Ranks first in Sabre history in power-play goals (153), second in points (771) and assists (423), third in goals (348) and sixth in games played (763)…With Boston: Scored four goals vs. Tampa Bay (10/28)…Marked 11th career game with three-or-more goals and fourth with four-or-more tallies…Scored his first goal as Bruin @ Ottawa (10/7)…Had first point (assist) in first game as Bruin vs. Carolina (10/2)…Split season with Boston and Colorado…Signed free agent contract with Boston (7/28)…Traded to Colorado, along with Ray Bourque in exchange for Brian Ralston, Martin Grenier, Sami Pahlsson and Colorado's first round pick in either 2000 or 2001 Entry Draft (3/6)…**2000 Playoffs:** Tallied goal (on PP) in Game One of WCQF vs. Phoenix (4/13)…Played in 100th NHL career playoff in Game Two vs. Phoenix (4/15)…Recorded second goal of playoffs (on PP) in Game Four @ Phoenix (4/19)…Scored game-tying goal @ 15:33 of the third period in Game Four @ Detroit (5/3).

CAREER: 1998-99: Scored 48 points in 75 games with New Jersey…**1997-98**: Had ten multi-point games…Played in 1,000th NHL career game @ Anaheim (11/26)…Recorded 1,100th point with two assists vs. NY Rangers (3/7)…**1996-97:** Appeared in all 82 games of season for New Jersey marking sixth time to complete full season…Led Devils' and was third in NHL with +38 in plus/minus rating…Was second highest plus/minus rating in Devils' history…Became 26th player in NHL history to score 500 career goals with tally vs. Washington (3/15)…Hit 20-goal plateau for 14th straight season…Missed nine playoff games with fractured ankle…**1995-96:** Began season with Toronto with 20 goals, 24 assists, and 44 points…Traded to New Jersey in exchange for 1996 second round selection (Marek Posmyk) and 1998 fourth round selection (Kristian Antila)…Led New Jersey in scoring over final 15 games of season with 13 points (8+5)…Appeared in 1,000th NHL game @ Washington (4/11)…Recorded 1,000th NHL point with goal vs. NY Rangers (4/7)…Recorded 500th NHL assist vs. NY Islanders (10/10)…**1994-95:** Finished second in goals (22) and points (38) with Toronto…Scored two goals (both on PP) in 0:22 span vs. San Jose (2/6)…Played in 900th NHL career game vs. Calgary (3/4)…Had penalty shot (unsuccessful) vs. Winnipeg's Tim Cheveldae (4/8)…**1993-94:** Finished fourth in NHL with 53 goals and tied for ninth with 99 points…Set Toronto franchise marks in goals and points by a left wing…Was second in NHL with five shorthanded goals…Had league season long 16-game point streak (14+13)…Scored 900th career point vs. Quebec (3/26)…Scored 400th career goal vs. Los Angeles (12/18)…**1992-93:** Scored career-high 54 goals in split season with Buffalo and Toronto…Traded by Buffalo, along with Daren Puppa and a first-round selection in 1993 (Kenny Jonsson) to Toronto in exchange for Grant Fuhr and fifth-round choice in 1995 (Kevin Popp) on February 2, 1993…Led NHL with 32 power-play goals becoming the fourth player in league history to score 30+ PPG's…50th goal of season was 800th point of career @ Winnipeg (3/23)…Had 17-game point streak from 10/8 to 11/4 scoring 31 points (17+14)…Had four-goal game vs. Hartford (11/13)…Scored 12 goals in playoffs with Toronto…**1991-92:** Set club record with 28 power-play goals…Had 17-game point streak from 12/31 to 2/4 scoring 36 points (11+25)…Had four-goal game vs. Los Angeles (3/19)…Took penalty shot (unsuccessful) vs. Minnesota's Darcy Wakaluk (3/7)…**1990-91:** Led team in goals with 36…Scored 600th career point @ Quebec (2/28)…**1989-90:** Hit 40-goal mark for first time in career…Recorded 500th career point vs. Hartford (2/18)…**1988-89:** Missed 24 games due to injuries…Scored 200th NHL career goal vs. Vancouver (3/24)…**1987-88:** Led team in assists (48) and points (78)…Recorded three hat tricks on the season…Scored 400th career point vs. Minnesota (3/9)…Appeared in 400th career game vs. Chicago (2/14)…**1986-87:** Led team in assists (48) and points (73)…Had penalty shot (unsuccessful) vs. Quebec's Clint Malarchuk (11/22)…**1985-86:** Scored Sabres franchise record five goals @ Boston (2/6)…**1984-85:** Led team in goals (31)…Scored playoff hat trick in span of 12:37 vs. Quebec (4/14)…**1983-84:** Led team in goals (38) and finished second in points (80)…Had eight straight multi-point games from 2/8 to 2/23…**1982-83:** Scored four goals in first five games of career…Scored first NHL career goal in first NHL career game @ Quebec (10/6).

PERSONAL: Married, wife Sue with daughters Taylor and Caci.

ANDREYCHUK VS. NHL

Team	GP	G	A	TP	PIM
Anaheim	20	9	11	20	12
Atlanta	4	3	3	6	0
Boston	92	44	48	92	73
Buffalo	19	7	7	14	10
Calgary	50	15	28	43	26
Carolina	96	47	54	101	66
Chicago	50	12	24	36	26
Colorado	88	35	43	78	64
Dallas	54	24	26	50	52
Detroit	48	16	20	36	44
Edmonton	50	21	29	50	28
Florida	21	7	3	10	6
Los Angeles	48	30	22	52	40
Montreal	90	41	29	70	48
Nashville	4	1	0	1	0
New Jersey	39	18	24	42	30
N.Y. Islanders	56	26	24	50	30
N.Y. Rangers	51	16	26	42	34
Ottawa	22	7	7	14	12
Philadelphia	50	21	20	41	30
Phoenix	53	22	39	61	42
Pittsburgh	48	21	28	49	48
San Jose	22	13	11	24	8
St. Louis	52	29	24	53	75
Tampa Bay	25	12	12	24	22
Toronto	39	15	16	31	10
Vancouver	46	18	25	43	28
Washington	50	22	21	43	28
NHL Totals	**1287**	**552**	**624**	**1176**	**892**

CENTER

Stu BARNES 41



CAREER GAME HIGHS

Goals: 3 (11/11/91 vs. Los Angeles; 1/10/98 vs. New Jersey)
Assists: 3 four times
Points: 3, fourteen times
Penalty Minutes: 10 (4/10/96 vs. Tampa Bay)
Longest Point Streak: 8 games, 3+6=9 (1/23/95 to 2/4/95)

REGULAR SEASON / **PLAYOFFS**

Season	Team	League	GP	G	A	TP	+/-	PIM	PP	SH	GW	GT	S	S%	GP	G	A	TP	PIM
1987-88	N. W'Minster	WHL	71	37	64	101	--	88	--	--	--	--	--	--	5	2	3	5	6
1988-89	Tri-City	WHL	70	59	82	141	--	117	--	--	--	--	--	--	7	6	5	11	10
1989-90	Tri-City	WHL	63	52	92	144	--	165	--	--	--	--	--	--	7	1	5	6	26
1990-91	Canada	Nat-Tm	53	22	27	49	--	68	--	--	--	--	--	--	--	--	--	--	--
1991-92	Winnipeg	NHL	46	8	9	17	-2	26	4	0	0	0	75	10.7	--	--	--	--	--
	Moncton	AHL	30	13	19	32	--	10	--	--	--	--	--	--	11	3	9	12	6
1992-93	Winnipeg	NHL	38	12	10	22	-3	10	3	0	3	0	73	16.4	6	1	3	4	2
	Moncton	AHL	42	23	31	54	--	58	--	--	--	--	--	--	--	--	--	--	--
1993-94	Winnipeg	NHL	18	5	4	9	-1	8	2	0	0	0	24	20.8	--	--	--	--	--
	Florida	NHL	59	18	20	38	5	30	6	1	3	0	148	12.2	--	--	--	--	--
1994-95	Florida	NHL	41	10	19	29	7	8	1	0	2	0	93	10.8	--	--	--	--	--
1995-96	Florida	NHL	72	19	25	44	-12	46	8	0	5	2	158	12.0	22	6	10	16	4
1996-97	Florida	NHL	19	2	8	10	-3	10	1	0	0	1	44	4.5	--	--	--	--	--
	Pittsburgh	NHL	62	17	22	39	-20	16	4	0	3	2	132	12.9	5	0	1	1	0
1997-98	Pittsburgh	NHL	78	30	35	65	15	30	15	1	5	0	196	15.3	6	3	3	6	2
1998-99	Pittsburgh	NHL	64	20	12	32	-12	20	13	0	3	0	155	12.9	--	--	--	--	--
	Buffalo	**NHL**	**17**	**0**	**4**	**4**	**1**	**10**	**0**	**0**	**0**	**0**	**25**	**.0**	**21**	**7**	**3**	**10**	**6**
1999-00	**Buffalo**	**NHL**	**82**	**20**	**25**	**45**	**-3**	**16**	**8**	**2**	**2**	**0**	**137**	**14.6**	**5**	**3**	**0**	**3**	**2**
	NHL Totals		**596**	**161**	**193**	**354**	**-28**	**230**	**65**	**4**	**26**	**51**	**260**	**12.8**	**65**	**20**	**20**	**40**	**16**
	Sabre Totals		**99**	**20**	**29**	**49**	**-2**	**26**	**8**	**2**	**2**	**0**	**162**	**12.3**	**26**	**10**	**3**	**13**	**8**



BORN: December 25, 1970; Spruce Grove, Alberta
HEIGHT: 5'11"
WEIGHT: 180
SHOOTS: RIGHT
LAST AMATEUR CLUB: Canada (National Team)

HOW ACQUIRED: Acquired on March 11, 1999, from Pittsburgh in exchange for Matthew Barnaby.

BARNES VS. NHL

Team	GP	G	A	TP	PIM
Anaheim	13	2	6	8	4
Atlanta	4	3	4	7	2
Boston	30	8	7	15	4
Buffalo	24	3	7	10	10
Calgary	21	6	14	20	10
Carolina	31	9	16	25	6
Chicago	14	2	1	3	10
Colorado	19	4	5	9	10
Dallas	14	2	2	4	8
Detroit	15	2	4	6	8
Edmonton	19	6	6	12	4
Florida	18	6	3	9	6
Los Angeles	17	6	2	8	8
Montreal	34	13	8	21	14
Nashville	3	0	3	3	2
New Jersey	31	11	8	19	6
N.Y. Islanders	34	7	13	20	8
N.Y. Rangers	30	3	7	10	12
Ottawa	29	12	11	23	20
Philadelphia	35	6	11	17	12
Phoenix	13	10	5	15	10
Pittsburgh	20	3	5	8	6
San Jose	17	3	7	10	8
St. Louis	14	3	1	4	2
Tampa Bay	27	8	9	17	18
Toronto	21	11	5	16	8
Vancouver	17	3	9	12	8
Washington	32	9	14	23	6
NHL Totals	**596**	**161**	**193**	**354**	**230**

1999-00: Only Sabre to appear in all 82 games in 1999-2000 season...Scored playoff-clinching goal in 1-1 tie @ Washington (4/9)...Scored game-winning goal (while SH) in 5-0 win @ New Jersey (4/6)...Assisted on Dixon Ward's game-winning goal in 3-2 win vs. Toronto (4/3)...Scored assist on Geoff Sanderson's tying goal and Jay McKee's game-winner in third period of 4-2 win vs. Calgary (3/23)...Had three-game point streak (2+2) from 3/5 @ Washington to 3/10 vs. Montreal...Scored first career overtime goal in 2-1 win vs. Boston (3/8)...Had two goals (1 SHG) in 5-2 win @ Florida (2/28)...Scored two-goals in third period (1 on PP) in 8-1 win vs. Toronto (1/1)... Tied career-high (done four times, second this season) with three assists (1 on PP/GWG) in 5-3 win vs. Washington (11/24)...Scored goal (on PP) and added assist (on GWG) in 4-3 win vs. Atlanta (11/20)...Scored tying goal with :18 remaining in third period (eventually won 3-2 in OT) vs. Florida...Registered three assists (1 on GWG) in 7-3 win vs Carolina (10/22)...First Sabre with three assists in a game since Geoff Sanderson's three assist night vs. Los Angeles (1/30/99)...Also registered two assists (1 on PP) vs. Nashville (10/20)...Had three-game point streak (2+2=4), from 10/8 to 10/11...Recorded goal and assist (on PP) in 5-5 tie @ Atlanta (10-9)...Goal was first regular season goal and first multi-point game as Sabre...First regular season goal since 3/3/99 vs. Montreal (with Pittsburgh)...Signed a multi-year deal (9/23) as a restricted free agent…Games missed due to injury: 0...Multi-point games: 10…**2000 Playoffs:** Scored goal (on PP) in Game Five @ Philadelphia (4/20)…Scored first career post season OT goal at 4:42 of first over time to give Buffalo 3-2 (OT) win vs. Philadelphia in Game Four (4/18)…Scored Sabres' first goal (on PP) of postseason in Game One @ Philadelphia (4/13)...Games missed due to injury this postseason: 0...Multi-point games: 0.

CAREER: 1998-99: Finished first on Buffalo with 13 power-play goals...In 500th NHL game, recorded first point as Sabre by setting up Miroslav Satan's (L/RW) OT goal (on PP) in 3-2 win at N.Y. Rangers (3/19)...With Pittsburgh: Goal vs. Vancouver (2/11) marked 300th career point...Equaled career high for points in one game with three (2+1=3) at Calgary (10/28)...**In Playoffs:** Tied for first in league with four power-play goals...Set career-high and tied team lead with seven goals...Two scores in Game Two of ECF tied Sabres' playoff record for most power-play goals by player in one game...Scored power-play goal in 5-4 win in Game One at Toronto (5/23), marking first goal with Sabres (regular season or postseason)…**1997-98:** Set career highs in goals (30), assists (35) and points (65) while with Pittsburgh...Led Penguins and tied for third in NHL with 15 power-play goals...Ranked third on team with 27 power-play points (15+12=27)...Was plus-or-even player in 56 of 78 games (71.8%)...Led team with 58% face-off percentage...Had three four-game point streaks: November 22-29 (3+3=6); January 28-February 2 (3+4=7) and February 7-March 2 (4+2=6)...Was second on team with six points (3+3=6)in playoffs...Tallied three points (2+1=3), including game-winning goal in 4-1 win in Game Two vs. Montreal (4/25)...**1996-97:** Played in 62 games with Pittsburgh, collecting 39 points (17+22=39), four power-play goals and three game-winning goals...In 19 games with Florida, tallied ten points (2+8=10), with one power-play goal...Posted nine multi-point games with Penguins...Had season-high six-game point streak from December 30-January 11 (3+3=6)...Credited with three assists for Panthers vs. Hartford (10/12)...Collected 200th NHL point with goal at Phoenix (3/12)...Tallied one assist in playoffs, appearing in all five games...Was acquired by Penguins from Florida along with Jason Woolley in exchange for Chris Wells on November 19...**1995-96:** Ranked sixth on Florida Panthers in goals and points (19+25=44)...Scored five game-winning goals to rank third on team and was tied for fourth with eight power-play goals...Tied for second on Panthers in playoffs scoring with 16 points (6+10=16) in 22 games, leading team in assists and plus/minus (+10)...**1994-95:** Tied for team lead in points (10+19=29) and finished second on Panthers with +7 rating...Collected 100th point of career vs. Ottawa (2/15)...**1993-94:** Split season between Winnipeg and Florida, recording 47 points (23+24=47) in 77 games...Acquired by Florida from Winnipeg on November 26 in exchange for Randy Gilhen...**1992-93:** Played in 38 games with Winnipeg, collecting 22 points (12+10=22)...Tallied 54 points (23+31=54) in 42 games with Moncton (AHL)...Played in six playoff games with Jets, recording four points (1+3=4)...**1991-92:** Played in 46 games with Jets...Also appeared in 30 games with Moncton (AHL)...Played in first NHL game for Winnipeg vs. Los Angeles (10/4)...Scored first NHL goal (Mike Liut) vs. Washington (10/27)...Recorded first hat trick of career in 6-2 win vs. Los Angeles (11/11)...**1988-89:** Was named Second-Team WHL All-Star after posting 141 points (59+82=141) in 70 games for Tri-City...Selected by Winnipeg in first round (4th overall) of 1989 Entry Draft...Only Mats Sundin (Quebec), Dave Chyzowski (N.Y. Islanders) and Scott Thornton (Toronto) were selected ahead of Barnes.

PERSONAL: Stu and wife, Julie, have one daughter, Reily.



BORN: August 15, 1977; Lac St. Charles, Quebec
HEIGHT: 6'3"
WEIGHT: 163
CATCHES: LEFT
LAST AMATEUR CLUB: Hull (QMJHL)

BIRON VS. NHL

Team	GP	MIN	GA	SO	W	L	T	GAA
Ana.	1	60	0	1	1	0	0	0.00
Atl.	3	178	8	1	2	1	0	2.70
Bos.	4	244	6	1	1	2	1	1.48
Cgy.	--	--	--	--	--	--	--	--
Car.	3	147	7	0	1	1	0	2.86
Chi.	2	121	5	0	2	0	0	2.48
Col.	1	60	1	0	1	0	0	1.00
Dal.	2	120	2	0	2	0	0	1.00
Det.	1	7	3	0	0	0	0	25.71
Edm.	2	68	3	0	0	1	0	2.65
Fla.	2	65	3	0	1	1	0	2.77
L.A.	1	21	3	0	0	0	0	8.57
Mtl.	2	79	4	0	0	1	0	3.04
Nsh.	--	--	--	--	--	--	--	--
N.J.	1	40	3	0	0	1	0	4.50
N.Y.I.	1	60	1	0	1	0	0	1.00
N.Y.R.	1	60	1	0	1	0	0	1.00
Ott.	5	304	10	2	3	1	1	1.97
Phi.	4	247	8	0	1	2	1	1.94
Pho.	1	60	2	0	0	1	0	2.00
Pit.	3	113	11	0	0	3	0	5.84
StL	1	59	2	0	0	1	0	2.03
S.J.	--	--	--	--	--	--	--	--
T.B.	3	179	10	0	1	2	0	3.35
Tor.	2	100	5	0	1	1	0	3.00
Van.	2	119	8	0	0	2	0	4.03
Wsh.	2	119	4	0	1	1	0	2.02
Totals	**50**	**2629**	**110**	**5**	**20**	**22**	**3**	**2.51**

HOW ACQUIRED: First-round draft choice (16th overall) of Sabres in 1995 NHL Entry Draft.

1999-00: Finished tied for third in NHL shutouts (5)...Tied for seventh all-time in NHL history for most shutouts by rookie (5)...Finished third in wins (19) among rookie goaltenders...Won Star of Stars Trophy for garnering most Three Star selections...Stopped 39-of-42 shots in 3-2 OT loss @ Philadelphia (2/12)...John LeClair's goal at 2:26 marked first OT loss of career...Earned fifth career shutout with 21 save performance vs. Ottawa (1/28), tying Don Edwards (1976-77) for most Sabre shutouts by rookie...Made 17 saves earning fourth career shutout and game's first star in 5-0 win @ Anaheim (1/17)...Recorded third career shutout in 0-0 tie @ Boston (1/13)...Was second scoreless tie this season and ninth in team history...Recorded second most saves (39) in a shutout (D. Hasek, 42 saves vs. Mon. 12/19/97)...Made 19 saves, including vs. Daniel Alfredsson on a penalty shot, in 7-4 win @ Ottawa (1/8)...Earned game's first star for second straight game by stopping 22-of-23 shots in 2-1 win vs. Colorado (12/23)...Recorded second career shutout in 0-0 tie vs. Ottawa by stopping 23 shots...Recorded first NHL/career shutout in 4-0 win @ Atlanta (11/19)...Named NHL Player of the Week (11/1-11/7) going 3-0-0, 1.99 GAA, .915 save percentage...First time to win award in career and first rookie to win award since New Jersey's Patrick Elias in the 1997-98 season...Named ITECH AHL Goaltender of the Month for October (11/2)...Replaced Dominik Hasek (groin injury) for final :33 of third period vs. Florida (10/29) with Buffalo down 2-1... Recorded second win of season after Buffalo tied game 2-2 with :18 remaining in third period and Geoff Sanderson's game-winner with :06 remaining in OT...In first start of season, stopped 17-of-20 shots in 7-3 win vs. Carolina (10/22)...Recalled from Rochester (AHL) on 10/21.

CAREER: 1998-99: Buffalo: Made three starts with Sabres and finished with a 1-2-1 record...In third start, stopped 16-of-21 shots vs. Tampa Bay (3/11)...Made second consecutive start and stopped 30-of-31 shots to preserve 1-1 tie vs. Philadelphia (3/7)...In third NHL/Sabres start and first since vs. Ottawa (12/27/95), stopped 26-of-27 shots for first win of career in 2-1 game vs. Dallas (3/5)...Replaced Roloson to start second period at Edmonton (2/26), seeing first action with Sabres since 1995-96 season (1/6/96 at Mtl.)...Rochester: Won Baz Bastien Trophy as top goaltender in the AHL...Shared Harry "Hap" Holmes Trophy with Tom Draper for the fewest goals against (172, 108-Biron, 60-Draper, 4-Roloson)...AHL First Team All-Star...Set the AHL All-time record for save percentage in one season (.930)...Led the AHL in shutouts (6) and save percentage (.930) and goals against average (2.07)...Second in AHL in wins (36)...Sher-Wood Player of the Week (1/8)...ITECH Goaltender of the Month (January, 1999)...Tied Bob Perreault's single season shutout record for Rochester with six in 3-0 win vs. Hamilton (2/17)...**1997-98:** Buffalo: Recalled from AHL affiliate Rochester (4/15) on emergency basis and served as backup to Steve Shields at New Jersey (4/15)...Did not see any action and reassigned to Rochester (4/16)...Rochester: Spent season with Americans and led AHL with five shutouts, missing team's single-season record by one (6 by Bob Perreault, 1967-68)...Recorded first shutout in 0-0 tie vs. Adirondack (11/10)...Earned AHL Sher-Wood Player-of-the-Week honors in mid-March...Named Rochester Americans Exec Club Rookie of the Year...Also played in two games with South Carolina (ECHL). **1996-97:** Traded from Beauport to Hull (Hull eventually won Robert Lebel Division)...Finished with lowest goals against average in QMJHL (numbers with Hull only)...Was recalled twice by Sabres on emergency basis (on 2/9 and 3/20), but did not see action...**1995-96:** Became fourth youngest goalie to appear in NHL game (18 years, 133 days) with debut on December 26, 1995, starting Buffalo's game at Pittsburgh...Led QMJHL in goalie games played and wins in playoffs...**1994-95:** Led QMJHL in playoff shutouts and regular season goals-against average...Named Canadian Major Junior Goaltender of the Year and to Canadian Major Junior First All-Star Team.

PERSONAL: Had to change jersey number with Sabres from #00 to #43 after NHL set new number guidelines (1-99 only) in 1998.

Curtis BROWN

CENTER/LEFT WING

37



CAREER GAME HIGHS

Goals: 2, (five times)
Assists: 4, (1/1/00 vs. Toronto)
Points: 4, (1/1/00 vs. Toronto)
Penalty Minutes: 8, (11/6/99 vs. NY Islanders)
Longest Point Streak: 4 games, (three times)

REGULAR SEASON

Season	Team	League	GP	G	A	TP	+/-	PIM	PP	SH	GW	GT	S	S%
1992-93	Moose Jaw	WHL	71	13	16	29	--	30	--	--	--	--	--	--
1993-94	Moose Jaw	WHL	72	27	38	65	--	82	--	--	--	--	--	--
1994-95	Moose Jaw	WHL	70	51	53	104	--	63	--	--	--	--	--	--
	Buffalo	**NHL**	**1**	**1**	**1**	**2**	**2**	**2**	**0**	**0**	**0**	**0**	**4**	**25.0**
1995-96	Moose Jaw	WHL	25	20	18	38	--	30	--	--	--	--	--	--
	Canada	WJC-A	5	0	1	1	--	2	--	--	--	--	--	--
	Prince Albert	WHL	19	12	21	33	--	8	--	--	--	--	--	--
	Buffalo	**NHL**	**4**	**0**	**0**	**0**	**0**	**0**	**0**	**0**	**0**	**0**	**1**	**0.0**
	Rochester	AHL	--	--	--	--	--	--	--	--	--	--	--	--
1996-97	**Buffalo**	**NHL**	**28**	**4**	**3**	**7**	**4**	**18**	**0**	**0**	**1**	**0**	**31**	**12.9**
	Rochester	AHL	51	22	21	43	17	30	7	0	3	0	137	16.1
1997-98	**Buffalo**	**NHL**	**63**	**12**	**12**	**24**	**11**	**34**	**1**	**1**	**2**	**1**	**91**	**13.2**
1998-99	**Buffalo**	**NHL**	**78**	**16**	**31**	**47**	**23**	**56**	**5**	**1**	**3**	**3**	**128**	**12.5**
1999-00	**Buffalo**	**NHL**	**74**	**22**	**29**	**51**	**19**	**42**	**5**	**0**	**4**	**1**	**149**	**14.8**
	NHL Totals		**248**	**55**	**76**	**131**	**59**	**152**	**11**	**2**	**10**	**5**	**404**	**13.6**
	Sabre Totals		**248**	**55**	**76**	**131**	**59**	**152**	**11**	**2**	**10**	**5**	**404**	**13.6**

PLAYOFFS

Season	GP	G	A	TP	PIM
1992-93	--	--	--	--	--
1993-94	--	--	--	--	--
1994-95	--	--	--	--	--
	10	8	7	15	20
1995-96	**--**	**--**	**--**	**--**	**--**
	--	--	--	--	--
	--	--	--	--	--
	18	10	15	25	18
	--	**--**	**--**	**--**	**--**
	12	0	1	1	2
1996-97	**--**	**--**	**--**	**--**	**--**
	10	4	6	10	4
1997-98	**13**	**1**	**2**	**3**	**10**
1998-99	**21**	**7**	**6**	**13**	**10**
1999-00	**5**	**1**	**3**	**4**	**6**
	39	**9**	**11**	**20**	**26**
	39	**9**	**11**	**20**	**26**

Multi-Point Games: 1 (1994-95), 0 (1995-96), 1 (1996-97), 2 (1997-98), 9 (1998-99), 14 (1999-00) **Total: 27**



BROWN VS. NHL

Team	GP	G	A	TP	PIM
Anaheim	8	2	2	4	0
Atlanta	4	3	1	4	2
Boston	16	3	4	7	10
Calgary	6	3	1	4	0
Carolina	15	4	3	7	10
Chicago	5	5	1	6	8
Colorado	8	3	2	5	2
Dallas	6	0	2	2	6
Detroit	5	1	1	2	0
Edmonton	6	1	2	3	4
Florida	15	2	7	9	20
Los Angeles	5	1	2	3	0
Montreal	15	2	3	5	10
Nashville	3	1	1	2	0
New Jersey	12	4	4	8	12
N.Y. Islanders	11	2	2	4	20
N.Y. Rangers	13	2	2	4	4
Ottawa	15	3	4	7	4
Philadelphia	13	1	1	2	2
Phoenix	5	1	1	2	4
Pittsburgh	12	1	2	3	4
San Jose	5	2	5	7	2
St. Louis	5	3	1	4	6
Tampa Bay	11	3	5	8	10
Toronto	13	3	8	11	8
Vancouver	5	1	3	4	2
Washington	11	2	2	4	2
NHL Totals	**248**	**55**	**76**	**131**	**152**

BORN: February 12, 1976; Unity, Saskatchewan
HEIGHT: 6'0"
WEIGHT: 196
SHOOTS: LEFT
LAST AMATEUR CLUB: Prince Albert (WHL)

HOW ACQUIRED: Buffalo's second-round choice (43rd overall) in 1994 NHL Entry Draft.

1999-00: Established new career highs in goals (22) and points (51), breaking his previous bests of 16 goals and 47 points set in 1998-99...Won Sabres' Punch Imlach Award for dedication and leadership to the organization...Tied career-high with two goals in 5-0 win @ New Jersey (4/6)...Was 14th multi-point game of the season...Scored game-winning goal and added assist in 5-1 win @ Carolina (3/27)...Scored goal and assist (on PP) @ Vancouver (3/15)...Marked third straight multi-point game... Scored goal and assist @ San Jose (3/15) surpassing career-high after recording 16 goals in 1998-99...Scored game-tying goal with 3:11 remaining (on PP) in 3-3 tie @ NY Rangers (3/1)...Returned to action after missing previous five games with flu (placed on I.R. 2/13)...Returned to action @ Philadelphia (2/12) after missing previous game @ Nashville (2/10) with flu...Selected as the NHL's mid-season best Defensive Forward by the Hockey News (1/21) and Sports Illustrated (2/8)...Recorded goal (GWG, on PP) in 5-0 win @ Anaheim (1/17)...Set career-high with four assists in 8-1 win vs. Toronto (1/1)...Was most assists in a game since Pat LaFontaine's four assist game @ Los Angeles (3/13/96)...Scored goal (PP) and added assist (on GWG) in 3-1 win @ NY Rangers (12/21)...Power-play goal snapped teams 0-33 streak without a power-play goal...Tallied 100th NHL/career point with goal in 2-2 tie @ NY Islanders (12/18)...Played in 200th NHL/career game @ Toronto (12/6)...Scored goal and assist and was selected game's first star in 4-0 win @ Atlanta (11/19)...Scored game-winning goal in overtime and added two assists in 5-4 OT win @ Chicago (11/4)...Tied career-high with four-game point streak (3+1=4) with assist on Geoff Sanderson's overtime goal in 3-2 win vs. Florida (10/29)...Returned to action by scoring goal that tied game at 3-3 (eventually won 4-3) vs. Tampa Bay (10/27) after missing previous game @ Ottawa (10/23) with mild concussion suffered vs. Carolina (10/22)...Returned to lineup vs. Washington (10/8) after missing game at Detroit (10/2) after signing a multi-year deal that day-Games missed due to injury/illness: 7...Multi-point games: 14...**2000 Playoffs:** Scored a goal (PP) and had one assist in 3-2 (OT) win vs. Philadelphia (4/18)...Had assist in Game Two @ Philadelphia (4/14)...Had assist in Game One @ Philadelphia (4/13)...Games missed due to injury/illness this postseason: 0...Multi-point games: 0.

CAREER: 1998-99: Set career-highs in assists (31)...Named by Buffalo chapter of Professional Hockey Writers' Association as Sabres' nominee for Bill Masterton Memorial Trophy (3/29)...Tied for league lead with three game-tying goals...Recorded goal in 2-2 tie at Calgary (2/24), tying longest goal streak of career (3 games, 3 goals)...Played in 100th Sabres/NHL game in 4-3 win at Montreal (10/17)...**In playoffs:** Tied for first on team with seven goals...Recorded assist on Jason Woolley's (D) overtime goal in 3-2 win in Game One at Dallas (6/8)...Recorded series-winning score in 3-2 victory in Game Six vs. Boston (5/18), tying Sabres' record for most game-winning goals in one playoff year (record 3: Rene Robert, 1975; Michal Grosek, 1998)...Scored power-play goal 37 seconds into Game Five at Boston (5/16), marking Sabres' fastest goal from opening face-off of playoff game (surpassed: 0:58 by Joe Juneau, 4/23/99 at Ott.)...**1997-98:** More than doubled career output (5+4=9 over first three seasons) with 12 goals and 12 assists...Was even or plus in 43-game span (in games played from 12/12 vs. Car. to 4/13 vs. Phi.), and was +17 over that time frame...Recorded first multi-goal game of career with two at Colorado (10/28)... Recorded first short-handed goal of career with six seconds left in first period vs. Philadelphia (4/13), tying game that Sabres eventually won 2-1...Had four-game point streak (3+1=4) from vs. Carolina (4/8) to vs. Philadelphia (4/13), including goal in each of last three games of streak...**1996-97:** Appeared in all of Sabres' first 28 games before being reassigned to Rochester for remainder of season...Recorded all seven of points (4+3=7) on road, where Brown was also +7...Scored game-winning goal (first of career) in Sabres' 4-2 win at St. Louis (11/1)...Named Bauer AHL Rookie of Month for March (15 GP, 8+11=19)...In regular season, finished third among Amerks in plus/minus (+17) and fourth in power-play goals (7)...Nine points (4+5=9) ranked him third on Amerks in playoff scoring...**1995-96:** Played for Calder Cup Champion Rochester Americans following final season in junior hockey...Represented Team Canada at 1996 World Junior Championships...**1994-95:** Made NHL debut in regular season finale vs. New Jersey (5/3), recording first NHL goal, assist, point(s), and multi-point game...Named to WHL East All-Star First Team...Led Moose Jaw in scoring.

PERSONAL: Married during 2000 NHL All-Star break...Signed multi-year contract on October 2, 1999.

Doug GILMOUR

CENTER

93



CAREER GAME HIGHS

Goals: 3 (Three times)
Assists: 6 (2/13/93 vs. Minnesota)
Points: 6 (2/13/93 vs. Minnesota)
Penalty Minutes: 19 (10/23/93 at Tampa Bay)
Longest Point Streak: 12 games (10/14/87 - 11/10/87)

REGULAR SEASON / PLAYOFFS

Season	Team	League	GP	G	A	TP	+/-	PIM	PP	SH	GW	GT	S	S%	GP	G	A	TP	PIM
1979-80	Kingston	OJHL-B	15	2	5	7	--	26	--	--	--	--	--	--	--	--	--	--	--
	Belleville	OJHL	25	9	14	23	--	18	--	--	--	--	--	--	--	--	--	--	--
1980-81	Cornwall	QMJHL	51	12	23	35	--	35	--	--	--	--	--	--	--	--	--	--	--
1981-82	Cornwall	OHL	67	46	73	119	--	42	--	--	--	--	--	--	5	6	9	15	2
1982-83	Cornwall	OHL	68	70	107	177	--	62	--	--	--	--	--	--	8	8	10	18	16
1983-84	St. Louis	NHL	80	25	28	53	6	57	3	1	1	--	157	15.9	11	2	9	11	10
1984-85	St. Louis	NHL	78	21	36	57	3	49	3	1	3	--	162	13.0	3	1	1	2	2
1985-86	St. Louis	NHL	74	25	28	53	-3	41	2	1	5	--	183	13.7	19	9	12	21	25
1986-87	St. Louis	NHL	80	42	63	105	-2	58	17	1	2	--	207	20.3	6	2	2	4	16
1987-88	St. Louis	NHL	72	36	50	86	-13	59	19	2	4	--	163	22.1	10	3	14	17	18
1988-89	Calgary	NHL	72	26	59	85	45	44	11	0	5	--	161	16.1	22	11	11	22	20
1989-90	Calgary	NHL	78	24	67	91	20	54	12	1	3	--	152	15.8	6	3	1	4	8
1990-91	Calgary	NHL	78	20	61	81	27	144	2	2	5	--	135	14.8	7	1	1	2	0
1991-92	Calgary	NHL	38	11	27	38	12	46	4	1	1	--	64	17.2	--	--	--	--	--
	Toronto	NHL	40	15	34	49	13	32	6	0	3	--	104	14.4	--	--	--	--	--
1992-93	Toronto	NHL	83	32	95	127	32	100	15	3	2	--	211	15.2	21	10	25	35	30
1993-94	Toronto	NHL	83	27	84	111	25	105	10	1	3	--	167	16.2	18	6	22	28	42
1994-95	HC Rapperswil	Switz.	9	2	13	15	--	16	--	--	--	--	--	--	--	--	--	--	--
	Toronto	NHL	44	10	23	33	-5	26	3	0	1	--	73	13.7	7	0	6	6	6
1995-96	Toronto	NHL	81	32	40	72	-5	77	10	2	3	--	180	17.8	6	1	7	8	1
1996-97	Toronto	NHL	61	15	45	60	-5	46	2	1	1	--	103	14.6	--	--	--	--	--
	New Jersey	NHL	20	7	15	22	7	22	2	0	0	--	40	17.5	10	0	4	4	14
1997-98	New Jersey	NHL	63	13	40	53	10	68	3	0	5	--	94	13.8	6	5	2	7	4
1998-99	Chicago	NHL	72	16	40	56	-16	56	7	1	4	--	110	14.5	--	--	--	--	--
1999-00	Chicago	NHL	63	22	34	56	-12	51	8	0	3	1	100	22.0	--	--	--	--	--
	Buffalo	**NHL**	**11**	**3**	**14**	**17**	**3**	**12**	**2**	**0**	**0**	**0**	**13**	**23.0**	**5**	**0**	**1**	**1**	**0**
	NHL Totals		**1271**	**422**	**883**	**1305**	**142**	**1147**	**141**	**18**	**54**		**12579**	**16.4**	**152**	**54**	**117**	**171**	**207**
	Sabre Totals		**11**	**3**	**14**	**17**	**3**	**12**	**2**	**0**	**0**	**0**	**13**	**23.0**	**5**	**0**	**1**	**1**	**0**

Multi-Pont Games: 350 (5 with Buffalo)

GILMOUR VS. NHL

Team	GP	G	A	TP	PIM
Atlanta	1	0	0	0	2
Boston	40	9	27	36	44
Buffalo	42	13	29	42	28
Calgary	46	13	32	45	48
Carolina	36	12	26	38	44
Chicago	81	26	59	85	87
Colorado	47	10	37	47	45
Dallas	87	32	70	102	56
Detroit	91	41	58	99	79
Edmonton	69	32	61	93	67
Florida	14	4	8	12	22
Los Angeles	72	20	50	70	108
Montreal	43	9	25	34	18
Nashville	10	2	8	10	13
New Jersey	39	17	26	43	14
N.Y. Islanders	44	11	23	34	36
N.Y. Rangers	39	7	24	31	26
Ottawa	15	3	16	19	4
Philadelphia	42	12	21	33	18
Phoenix	71	21	44	65	84
Pittsburgh	41	15	32	47	50
San Jose	32	14	21	35	34
St. Louis	54	20	45	65	34
Tampa Bay	24	10	15	25	29
Toronto	57	25	39	64	54
Vancouver	69	24	44	68	59
Washington	40	11	28	39	28
NHL Totals	**1271**	**422**	**883**	**1305**	**1147**

BORN: June 25, 1963; Kingston, Ontario
HEIGHT: 5'11"
WEIGHT: 185
SHOOTS: LEFT
LAST AMATEUR CLUB: Cornwall (OHL)

HOW ACQUIRED: Acquired on March 10, 1999, along with J.P. Dumont from Chicago in exchange for Michal Grosek.

1999-00: Led team in scoring with 73 points (25+48)...Missed last two games of season with flu...Recorded three assists (1 on PP) in 5-0 win @ New Jersey (4/6)...Second assist surpassed Mario Lemieux for 14th place on the all-time list...Was fourth multi-point game and second three assist game with Sabres...Had seven-game point streak (3+10), including assist in every game, snapped vs. Carolina (3/31)...Streak began in first career game with Sabres vs. NY Islanders (3/12)...Recorded 1,300th career point with assist on Vladimir Tsyplakov's goal in third period of 5-1 win @ Carolina (3/27)...Totaled one goal and three assists (1on GWG) for the game...Registered assist on Vaclav Varada's empty-net goal in 4-1 win vs. Montreal (3/20)...Had assist in 5-1 win @ Calgary (3/18) surpassing Phil Esposito for 15th place all-time in NHL assists...Scored goal (on PP) and recorded assist @ Vancouver (3/16)...Scored first goal as Sabre (on PP) and added assist @ San Jose (3/15)...Recorded first points as Sabre with two assists in debut (1 on GWG) in 4-2 win vs. NY Islanders (3/12)...Was first multi-point game as Sabre...Had missed previous five games (1 with Buf. 4 with Chi.) with bruised ribs...Acquired along with J.P. Dumont from Chicago in exchange for Michal Grosek (3/10)…With Chicago: Surpassed Alex Delvecchio (1,281) for 20th on the NHL All-Time Points list by recording assist vs. Detroit (2/20)...Had seven game scoring streak (5+6=11) from 12/27 to 1/9/00...Recorded his 400th NHL career goal vs. Detroit (10/29), becoming the 54th player in NHL history to reach milestone...Played in his 1,200th career game vs. Phoenix (10/8)…Games missed due to injury/illness:8 Multi-Point Games:22 **2000 Playoffs:** Registered assist in Game 1 @ Philadelphia (4/13).

CAREER: 1998-99: Scored 56 points to finish third on the Blackhawks in scoring despite missing the last 10 games of the regular season with a back injury…Recorded his 800th career assist vs. San Jose (10/22)...Recorded his 1,200th career point with goal vs. Philadelphia (12/26) becoming the 27th player in NHL history to achieve mark…**1997-98:** Scored 53 points to finish third on the Devils in scoring…Led the Devils with five goals and seven points in the Stanley Cup Playoffs…**1996-97:** Played 61 games with Toronto, scoring 60 points before trade to New Jersey (2/25)…Scored goal and three assists in first game as Devil and finished season with 22 points in 20 games…Appeared in his 1,000th career NHL game at Phoenix (11/16)…Finished tied for 17th in NHL with 82 points…**1995-96:** Finished third on Leafs with 32 goals and second with 72 points…Assisted on Mats Sundin goal vs. Edmonton (12/23) and became the 44th player in NHL history to score 1,000 career points…**1994-95:** Named 15th captain in Maple Leafs' history (8/18)…Finished fourth on team with 33 points in lockout-shortened 48-game season…**1993-94:** Led Toronto in assists (84) and points (111)…Finished fourth in NHL scoring race and second in assists for second straight year…Finished fourth in voting for Hart Trophy (Sergei Fedorov)…Ranked fourth in NHL with 28 Stanley Cup playoff points and second with 22 assists… Scored 16 points in playoff series vs. San Jose, three shy of the NHL record and tied for third best ever…**1992-93:** Recorded career-highs with 95 assists and 127 points, both were Maple Leaf team records…Became only the second player in Maple Leafs history to record a 100+ point season (Darryl Sittler)… Recorded a career-high six assists in a 6-1 win vs. Minnesota (2/13)…Finished second in the NHL with 35 points in 21 Stanley Cup Playoff games…Placed second in Hart Trophy (MVP) voting behind Mario Lemieux…**1991-92:** Played first 38 games in Calgary (11+27=38 points) before trade to Toronto in 10-player deal (1/2)…Finished with 49 points in 40 games with Leafs to finish 12th in NHL with 61 assists and tied for 19th with 87 points…**1990-91:** Scored 81 points in 78 games including his 200th NHL goal at Detroit (10/10) and his 600th career point with goal at St. Louis (3/9)…**1989-90:** Led Flames with 67 assists and ranked second with 91 points…Scored the first of two shorthanded goals scored in :04 at Quebec (10/17) setting NHL record…Scored his 500th career NHL point with assist at NY Rangers (2/11)…**1988-89:** Traded to Calgary before the season began and scored 85 points in 72 games…Helped lead Calgary to 1989 Stanley Cup Championship by scoring 11+11=22 points in 22 playoff games and scored Cup-clinching goal in Game Six of the Stanley Cup Finals at Montreal…**1987-88:** Scored 86 points in 72 games and recorded career-high 19 power play goals…**1986-87:** Recorded career-high 42 goals in 80 games…Finished fifth in the NHL scoring race with 105 points becoming only second player in Blues history to score 100+ points in a season (Bernie Federko)…**1985-86:** Scored first career hat trick at Hartford (2/22)…Led the NHL in playoff scoring with 21 points despite the Blues not making Finals…**1984-85:** Appeared in 78 games with St. Louis finishing with 57 points…**1983-84:** Played in all 80 games as a rookie with Blues, scoring 53 points…Led Blues in playoff scoring as rookie with 11 points in 11 games…**1982-83:** Led the OHL in scoring in 1982-83 with 177 points…Named OHL's MVP and First Team All-Star…Also had an OHL record 55-game point-scoring streak.

INTERNATIONAL CAREER: Played for Team Canada at the World Jr. Championships in 1981…Won a gold medal with Team Canada in the 1987 Canada Cup, where he was named as the top player for scoring two important goals in the final series against the Soviets.

PERSONAL: Doug and his wife, Amy, have two sons, Jake and Tyson and one daughter, Maddison…Active in the Make-A-Wish Foundation…St. Louis' 4th choice (134th overall) in the 1982 NHL Entry Draft…Winner of the 1993 Frank J. Selke Trophy as the NHL's best defensive forward…Scored Stanley Cup clinching goal for Calgary in 1989.



BORN: July 5, 1975; Brantford, Ontario
HEIGHT: 6'3"
WEIGHT: 219
SHOOTS: LEFT
LAST AMATEUR CLUB: Kingston (OHL)

HOW ACQUIRED: Acquired from Tampa Bay on March 10, 2000, along with Lightning's second-round draft pick in 2001 in exchange for Brian Holzinger, Wayne Primeau, Cory Sarich and Buffalo's third-round pick in 2000.

1999-00: Had assist on Stu Barnes playoff clinching goal in 1-1 tie @ Washington (4/9)...Registered assist in 4-1 win vs. Montreal (3/20)...Had two assists (1 on PPG) in 5-1 win @ Calgary (3/18)...Second assist marked 200th NHL/career assist...Had four-game point streak (2+4), including last game with Tampa Bay, snapped @ Vancouver (3/16)...Scored empty-net goal and added assist in 4-2 win vs. NY Islanders (3/12)...Marks first goal as Sabre...Appeared in first game as Sabre and recorded first point with assist on Maxim Afinogenov's goal (on PP) vs. Montreal (3/10)...Was named captain of Tampa Bay (11/12)...Returned @ Colorado (3/4) after missing seven games with bruised foot...Appeared in his 500th NHL game @ Washington (1/24)...Recorded the game-winning goal and assist vs. Carolina (12/10)...Had points in four consecutive games from 12/4-12/14 (2+4)...Scored goal and assist on game-tying goal @ Los Angeles (12/4)...Recorded two goals and four assists in three games from 11/20 to 11/24...Had four-game point streak from 10/27 to 11/3 (1+5)...Registered goal and two assists @ Buffalo (10/27)...Scored his 100th NHL goal, also his 200th Lightning point @ Buffalo (10/27)...**2000 Playoffs:** Had assist (on PP) in Game One @ Philadelphia (4/13).

CAREER: 1998-99: Played 26 games for Philadelphia and 52 games for the Lightning...Played his first game with the Lightning since 1996-97 at NY Islanders (12/12), recording assist...Ranked first on the team in assists (26) and shots (181)...Ranked second on team in points (34), penalty minutes (143), takeaways (60)...Tied for third in power play points (8) and tied for fifth in games played (78)...Played in every game in 1999 for the Lightning, 46 consecutive...Missed three games December 26-30 due to a suspension...Recorded three multiple-point games, against Phoenix on February 19 (1g-1a), against the NY Rangers on March 22 (1g-1a) and against Washington on April 3 (0g-2a)...Recorded a five-game point streak (1g-4a) from January 12-21, a four-game point streak (2g-3a) from April 3-10 and a three-game point streak (0g-3a) from March 4-8...Recorded at least one shot in 73 of 78 games this season, including 51 of 52 Lightning games...Tallied three-or-more shots 31 times this season, 22 times with the Lightning...Recorded a season-high six shots twice, once with Philadelphia against Vancouver on November 29 and once with the Lightning against Boston on April 8...With the Lightning, logged 20-or-more minutes of ice time nine times, logging a season-high 24:45 of ice time against Ottawa on April 5...With the Lightning, logged an average of 18:20 of ice time per game on an average of 21.06 shifts per game...Logged an average of 17:02 of ice time per game on an average of 19.66 shifts per game on the season...**1997-98:** His first season with Philadelphia, ranked second on the team in assists (40) and third in penalty minutes (159)...Set a career high with 40 assists and equaled a career high in points (62) that he set the year before...Was one of only five Philadelphia players to appear in all 82 games, marking the fourth time in his carcer he has done so...Recorded a seven-game point streak from March 10-22 (2g-7a) and a five-game assist streak from December 5-15...Appeared in his 300th NHL game at Montreal on October 11...Represented Canada in the World Championships, scoring a goal in four games...**1996-97:** Led the Lightning in points (62) and penalty minutes (201)...Set career highs in goals (30), assists (32), points and penalty minutes...Was one of only two NHL players to record at least 30 goals and 200 penalty minutes (Keith Tkachuk)...Was one of only two Lightning players (Zamuner) to appear in all 82 games ...Recorded a career-high eight-game point streak from December 31 - January 13 (4g-7a) ... Recorded his first career hat trick at Toronto on October 12...Represented Canada at the World Championships, recording five assists in 11 games...**1995-96:** Was one of only two Lightning players (Hamrlik) to play in all 82 games...Ranked second on the team in game-winning points (3g-7a) and tied for fourth in power play goals (6)...Appeared in his 200th NHL game at Hartford on March 18 and recorded his 100th NHL point at Philadelphia on March 13...**1994-95:** Ranked second on the team in assists (20)...Recorded a four-point game at Buffalo on March 19 (1g-3a)...Recorded a six-game point streak from February 7-19 (1g-5a)...Appeared in his 100th NHL game against the NY Rangers on February 20...**1993-94:** His first season in the NHL, played in all 84 games...Played in his first NHL game at New Jersey on October 6 and recorded his first NHL goal against Los Angeles on October 20...Was the youngest player in the NHL during the season...**1992-93:** Was named to the OHL's Third All-Star Team...Won the OHL's Top Draft Prospect Award and was runner-up for the CHL's Top Draft Prospect Award...Was a member of the Gold Medal-winning Team Canada at the World Junior Championships, scoring two goals and two assists in seven games. **1991-92:** Appeared in 62 games for Kingston in his first season of major junior hockey...Was named as the OHL's Rookie of the Year and was runner-up for CHL Rookie of the Year...Earned a spot on the OHL All-Rookie Team.

PERSONAL: Tampa Bay's first-round selection (third overall) in 1993 Entry Draft...Also played with Philadelphia.

GRATTON VS. NHL

Team	GP	G	A	TP	PIM
Anaheim	12	1	5	6	18
Atlanta	5	2	1	3	2
Boston	25	8	7	15	30
Buffalo	29	5	15	20	92
Calgary	12	4	5	9	13
Carolina	31	5	11	16	61
Chicago	8	3	3	6	13
Colorado	15	3	10	13	21
Dallas	11	1	1	2	23
Detroit	12	1	3	4	12
Edmonton	11	2	7	9	15
Florida	33	4	11	15	99
Los Angeles	10	3	3	6	25
Montreal	28	5	9	14	17
Nashville	3	0	2	2	2
New Jersey	34	5	10	15	24
N.Y. Islanders	34	12	11	23	76
N.Y. Rangers	32	8	21	29	54
Ottawa	26	5	10	15	63
Philadelphia	25	4	11	15	47
Phoenix	10	4	4	8	8
Pittsburgh	27	4	6	10	66
San Jose	13	0	7	7	17
St. Louis	11	5	2	7	10
Tampa Bay	7	2	6	8	12
Toronto	17	7	3	10	51
Vancouver	12	4	5	9	10
Washington	33	5	13	18	75
NHL Totals	**526**	**112**	**202**	**314**	**956**

GOALTENDER

Dominik HASEK

39

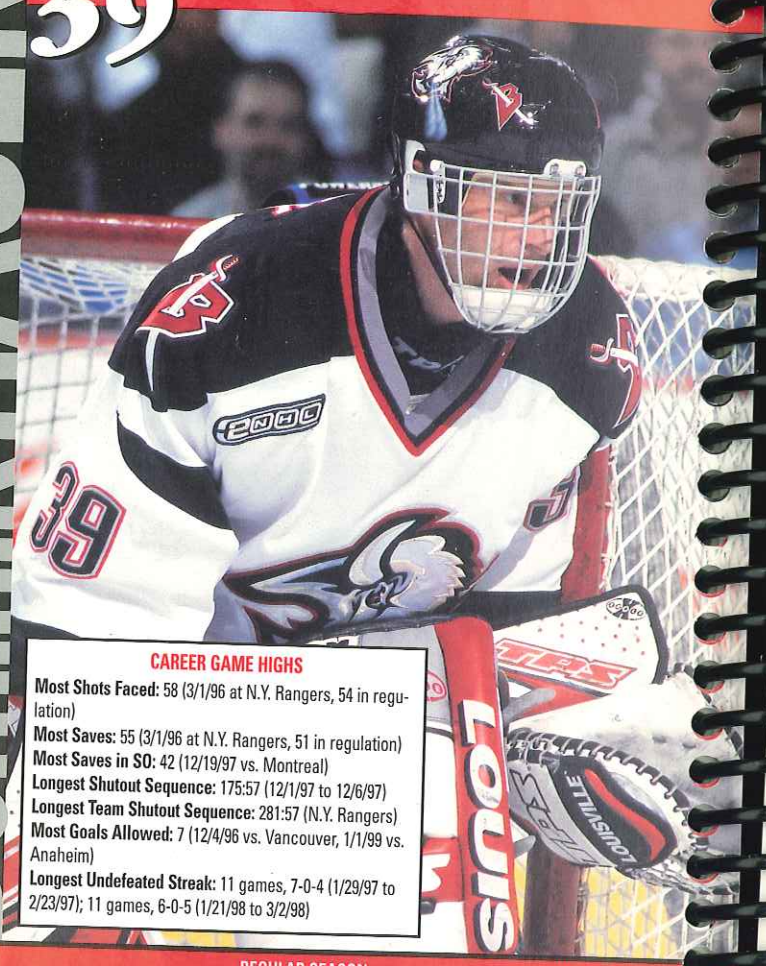

CAREER GAME HIGHS

Most Shots Faced: 58 (3/1/96 at N.Y. Rangers, 54 in regulation)

Most Saves: 55 (3/1/96 at N.Y. Rangers, 51 in regulation)

Most Saves in SO: 42 (12/19/97 vs. Montreal)

Longest Shutout Sequence: 175:57 (12/1/97 to 12/6/97)

Longest Team Shutout Sequence: 281:57 (N.Y. Rangers)

Most Goals Allowed: 7 (12/4/96 vs. Vancouver, 1/1/99 vs. Anaheim)

Longest Undefeated Streak: 11 games, 7-0-4 (1/29/97 to 2/23/97); 11 games, 6-0-5 (1/21/98 to 3/2/98)

REGULAR SEASON / PLAYOFFS

Season	Team	League	GP	MIN	AVG	W-L-T	EN	SO	GA	SA	SV%	GP	W-L	MIN	GA	SO	AVG
1981-82	Pardubice	Czech	12	661	3.09	--	--	--	34	--	--	--	--	--	--	--	--
1982-83	Pardubice	Czech	42	2358	2.67	--	--	--	105	--	--	--	--	--	--	--	--
1983-84	Pardubice	Czech	40	2304	2.81	--	--	--	108	--	--	--	--	--	--	--	--
1984-85	Pardubice	Czech	42	2419	3.25	--	--	--	131	--	--	--	--	--	--	--	--
1985-86	Pardubice	Czech	45	2689	3.08	--	--	--	138	--	--	--	--	--	--	--	--
1986-87	Pardubice	Czech	43	2515	2.46	--	--	--	103	--	--	--	--	--	--	--	--
1987-88	Pardubice	Czech	31	1862	3.00	--	--	--	93	--	--	--	--	--	--	--	--
1988-89	Pardubice	Czech	42	2507	2.73	--	--	--	114	--	--	--	--	--	--	--	--
1989-90	Dukla Jihlava	Czech	40	2251	2.13	--	--	--	80	--	--	--	--	--	--	--	--
1990-91	Indianapolis	IHL	33	1903	2.52	20-11-1	--	5	80	--	--	1	1-0	60	3	0	3.00
	Chicago	NHL	5	195	2.46	3-0-1	0	0	8	93	.914	3	0-0	69	3	0	2.61
1991-92	Indianapolis	IHL	20	1162	3.56	7-10-3	--	1	69	--	--	--	--	--	--	--	--
	Chicago	NHL	20	1014	2.60	10-4-1	0	1	44	413	.893	3	0-2	158	8	0	3.04
1992-93	**Buffalo**	**NHL**	**28**	**1429**	**3.15**	**11-10-4**	**1**	**0**	**75**	**720**	**.896**	**1**	**1-0**	**45**	**1**	**0**	**1.33**
1993-94	**Buffalo**	**NHL**	**58**	**3358**	**1.95**	**30-20-6**	**3**	**7**	**109**	**1552**	**.930**	**7**	**3-4**	**484**	**13**	**2**	**1.61**
1994-95	**Buffalo**	**NHL**	**41**	**2416**	**2.11**	**19-14-7**	**2**	**5**	**85**	**1221**	**.930**	**5**	**1-4**	**309**	**18**	**0**	**3.50**
1995-96	**Buffalo**	**NHL**	**59**	**3417**	**2.83**	**22-30-6**	**5**	**2**	**161**	**2011**	**.920**	--	--	--	--	--	--
1996-97	**Buffalo**	**NHL**	**67**	**4037**	**2.27**	**37-20-10**	**3**	**5**	**153**	**2177**	**.930**	**3**	**1-1**	**153**	**5**	**0**	**1.96**
1997-98	**Buffalo**	**NHL**	**72**	**4220**	**2.09**	**33-23-13**	**3**	**13**	**147**	**2149**	**.932**	**15**	**10-5**	**948**	**32**	**1**	**2.03**
1998-99	**Buffalo**	**NHL**	**64**	**3817**	**1.87**	**30-18-14**	**2**	**9**	**119**	**1877**	**.937**	**19**	**13-6**	**1217**	**36**	**2**	**1.77**
1999-00	**Buffalo**	**NHL**	**35**	**2066**	**2.21**	**15-11-6**	**2**	**3**	**76**	**937**	**.919**	**5**	**1-4**	**301**	**12**	**0**	**2.40**
	NHL Totals		**449**	**25969**	**2.26**	**210-150-68**	**21**	**45**	**977**	**13150**	**.926**	**6130-26**		**3684**	**128**	**5**	**2.08**
	Sabre Totals		**424**	**24760**	**2.24**	**197-146-66**	**21**	**44**	**925**	**12644**	**.927**	**5530-24**		**3457**	**117**	**5**	**2.03**

Goals-Assists-PIM: 0-0-0 (1990-91), 0-0-8 (1991-92), 0-0-0 (1992-93), 0-3-6 (1993-94), 0-0-2 (1994-95), 0-1-6 (1995-96), 0-3-30 (1996-97), 0-2-12 (1997-98), 0-0-16 (1998-99), 0-2-12 (1999-00) **Totals (G-A-PIM): 0-11-92**

BORN: January 29, 1965; Pardubice, Czech Republic
HEIGHT: 6'2"
WEIGHT: 180
CATCHES: LEFT
LAST AMATEUR CLUB: Dukla Jihlava (Czech)

HOW ACQUIRED: Traded by Chicago to Buffalo on August 7, 1992, for Stephane Beauregard and Buffalo's fourth-round choice (Eric Daze) in 1993 Entry Draft.

1999-00: : Finished third in NHL save percentage setting career best (.919), missing first place by .00026...Has led NHL in save percentage in six of the past seven years...Named NHL Player of the Week for the period 4/3 to 4/9 by posting a 2-1-1 record, 1.22 goals-against average, .947 save percentage and one shutout...Marked sixth time to win award for career...Selected as Finalist for ESPN's Hockey Player of the Decade (won by Mario Lemieux)…In comeback from 40-game absence with groin injury: 26 GP, 14-7-5, 1.96 GAA, 1590 mins., 52 goals against, .925 save percentage…Stopped 17 shots in 1-1 tie @ Washington (4/8) earning final playoff spot in Eastern Conference...Recorded 45th career shutout in 5-0 win @ New Jersey (4/6) by stopping all 32 shots...Stopped all 27 shots in 2-0 shutout @ Montreal (4/1)...Was 44th career shutout (43rd as Sabre) taking sole possession of 20th place all-time surpassing Gump Worsley...Stopped 20-of-22 shots and added assist on Buffalo's fourth goal by Miroslav Satan in 4-2 win vs. Calgary (3/23)...Named games' first star by stopping 30-of-31 shots in 5-1 win @ Calgary (3/18)...In month of February: went 5-2-3 with 1.94 GAA, .931 save %, and one shutout in coming back from groin injury...Earned 200th career victory in 3-2 win vs. New Jersey (2/21) by stopping 35 Devils' shots...Announced plans to not retire at conclusion of 1999-2000 season (2/14)...Won ESPY Award for Hockey Performer of the Year (1999) for second straight season (2/14) ...Stopped all 24 shots earning first shutout of season (43rd career/42nd as Sabre) with 2-0 win @ Colorado...Returned to action by stopping 29 shots in 2-2 tie vs. Anaheim (2/1) after missing 40 straight games with groin injury suffered vs. Florida (10/29)...Selected as World Team starting goaltender for 2000 All-Star game with 528,492 votes...Was third straight season voted as starter by fans and fifth straight appearance (did not play in game due to injury)...Named as one of the top 100 People of Power and Influence in the game of hockey by The Hockey News (12/31/99)...Selected as the sixth best goaltender of all-time by Goalies World magazine...Placed on injured reserve with groin injury suffered vs. Florida (10/29) with :33 remaining in third period after allowing second Panthers goal...Buffalo eventually won game 3-2 in OT after tying game with :18 left in third period...Stopped 15-of-18 shots to earn first win of season vs. Tampa Bay (10/27)...Games missed due to injury: 40...Shutouts: 3…**2000 Playoffs:** Stopped 26 shots for 30th career post season win in 3-2 (OT) victory vs. Philadelphia in Game Four (4/18)…Made 25 saves in Game Three vs. Philadelphia (4/16).

HASEK VS. NHL

Team	GP	MIN	GA	SO	W	L	T	GAA
Ana.	10	611	25	2	4	4	2	2.45
Atl.	1	32	4	0	0	0	0	7.50
Bos.	27	1595	57	2	15	9	2	2.14
Buf.	3	140	4	0	2	0	0	1.71
Cgy.	9	542	18	1	5	3	1	1.99
Car.	32	1909	69	1	17	11	4	2.17
Chi.	7	379	17	0	3	4	0	2.69
Col.	21	1216	49	3	9	7	4	2.42
Dal.	12	625	32	0	3	7	0	3.07
Det.	9	505	26	0	2	7	0	3.09
Edm.	8	421	19	1	2	2	2	2.71
Fla.	25	1385	44	3	15	6	2	1.91
L.A.	10	610	19	2	7	1	2	1.87
Mtl.	32	1839	59	5	19	7	4	1.92
Nsh.	4	204	8	0	2	1	0	2.35
N.J.	17	945	40	3	6	7	2	2.54
N.Y.I.	21	1210	53	0	6	9	5	2.63
N.Y.R.	27	1611	59	5	10	9	6	2.20
Ott.	29	1729	42	4	17	6	5	1.46
Phi.	19	1083	42	1	6	6	6	2.33
Pho.	11	617	27	0	2	5	3	2.63
Pit.	29	1705	76	1	10	14	5	2.67
StL	12	692	24	1	6	3	3	2.08
S.J.	8	425	18	0	4	2	2	2.54
T.B.	20	1213	43	4	12	6	2	2.13
Tor.	19	1116	39	2	12	4	3	2.10
Van.	7	398	26	0	4	3	0	3.92
Wsh.	20	1212	38	4	10	7	3	1.88
Totals	**449**	**25968**	**977**	**45**	**210**	**150**	**68**	**2.26**

CAREER: 1998-99: Set career bests for goals against average (1.87) and save percentage (.937)...Ranked second in NHL in shutouts (9) and second in goals against average (1.87)...NHL leader in career games played among European-born goaltenders (414 GP)...Won fifth Vezina Trophy (NHL's top goaltender) in past six years...Named Goalie of the Year by The Hockey News...Official NHL First-Team All-Star Goaltender for fifth time in six years...Captured ESPY Award from ESPN for Pro Hockey Player of the Year (1998)...Named NHL Player of the Month for December (9-2-1 record, 1.45 GAA, .954 save percentage and four shutouts)...Was fourth time overall to win award and third outright (all with Sabres)...Named NHL's Player of the Week for Nov. 30-Dec. 6 (3 GP, 3-0-0 record, 0.67 GAA, .979 SV%, and 1 shutout)...Again named NHL's Player of the Week for Dec. 7-13 (3 GP, 2-0-1, 0.97 GAA, .969 SV% and 1 shutout)...Since award's inception, became only seventh player in NHL to receive honor in back-to-back weeks...Led all players in votes from both World and North America All-Star ballots (409,024 votes)...In fourth-consecutive All-Star appearance (1996, 1997, 1998, 1999) and second straight as starting goaltender (1998, 1999), made 15 saves on 19 shots in 20 minutes of action for World Team in All-Star Game held at Tampa Bay (1/24/99)...Garnered Star of Stars Trophy (based on home three-star selections) for sixth consecutive season, shared Memorial Trophy (MVP award as voted by teammates) with Miroslav Satan, and honored with Frank Eddolls Memorial Trophy for fourth time

(most popular player as voted by Buffalo Sabres Booster Club)...Recorded ninth shutout in final game of season in 3-0 win vs. Washington (4/18), tying Charlie Gardiner (42) for 22nd on NHL's all-time list of shutout leaders...Returned to action by stopping 27-of-29 shots in 3-2 OT win at N.Y. Rangers (3/19), after missing 12 games with strained groin suffered vs. Toronto (2/17)...On I.R. list (2/17 to 3/18)...Played 400th NHL game in 2-2 tie vs. N.Y. Islanders (2/13)...Allowed seven goals vs. Anaheim (1/1), tying most career goals allowed in one game (7 on 12/4/96 vs. Van.)...Teemu Selanne's (RW) three goals marked first hat trick allowed by Hasek since Paul Kariya (LW) put three in at Anaheim (1/10/97)...Stopped 34 shots in 2-0 win at New Jersey (12/26) for back-to-back shutouts...Now owns seven of ten back-to-back regular-season shutouts ever recorded in Sabres history...Surpassed 20,000 goalie minutes played with Sabres and was game's first star in 2-1 win vs. Florida (12/2)...After four consecutive shutouts against N.Y. Rangers, had streak of not allowing score to New York snapped at 281:57 with power-play goal by Adam Graves (LW) at 18:11 mark of first period vs. Rangers (11/25)...Recorded 157th win in Sabre uniform in 4-2 decision over Boston (11/3), surpassing Don Edwards (156) into first on Sabres' all-time list for wins by goaltender...**1999 Playoffs:** Stopped 35-of-37 shots in 3-2 overtime win in Game One at Dallas (6/8)...Turned away 31-of-33 shots and recorded assist on Dixon Ward's (R/LW) short-handed goal in 5-2 win in Game Four vs. Toronto (5/29)...Also allowed penalty shot goal to Mats Sundin (C) in third period in Game Four against Maple Leafs (5/29)...Made 24 saves in 4-2 win in Game Three vs. Toronto (5/27) after missing first two games of ECF with strained groin...Recorded shutout sequence of 116:13 (5/12/99 to 5/16/99)...Surpassed Bob Sauve (4) for most postseason shutouts in Sabres' history with 24-save performance in 3-0 win in Game Four vs. Boston (5/14)...Made 40 saves in 2-1 win in Game One at Ottawa (4/21), surpassing Don Edwards (31) into sole possession of first on Sabres' all-time playoff list for goalie games played...**1997-98:** Won Hart Trophy (NHL MVP) for second straight year, becoming first goaltender in NHL history to ever win award twice...Won fourth Vezina Trophy (NHL's top goaltender) in past five years...Also won second consecutive Lester B. Pearson Award (NHL's outstanding player as voted by NHLPA)...Selected as The Sporting News NHL Player of the Year...Named NHL Player of the Year and Goalie of the Year by The Hockey News...Official NHL First-Team All-Star Goaltender for fourth time in five years...Garnered Star of Stars Trophy (based on home three-star selections) for fifth consecutive season, presented with Memorial Trophy (MVP award as voted by teammates) for fifth consecutive season, and honored with Frank Eddolls Memorial Trophy for third time (most popular player as voted by Buffalo Sabres Booster Club)...Named NHL Player of the Month for December (.949 save percentage, 1.55 GAA and six shutouts)...Was first time to win award outright, having shared award with Sergei Fedorov (Det.) in December, 1993...Was again named NHL Player of the Month for February (was 3rd time overall to win award & 2nd outright), recording 1.71 GAA, .945 save percentage and 2-0-3 record...Also won Olympic gold medal in February...Voted to third-consecutive All-Star Game (1996, 1997) and first as starter...Made 10 stops on 13 shots in first period of All-Star Game (1/18)...Earned NHL Player of the Week for Dec. 1-7 (2-1-1 record, 0.74 GAA, .974 save percentage and two shutouts)...Was third time in career to be named NHL Player of Week (all with Sabres)...Led NHL (for fifth straight year) while registering personal high as well as Sabre record with .932 save percentage...Also finished first in NHL in shutouts with 13, setting personal high for one season (prev. best: 7, 1993-94) and Sabre team record for shutouts in one season (prev. best: 9 in 1993-94 - Hasek, 7 and Grant Fuhr, 2)...With 13 shutouts, marked seventh time (Martin Brodeur was 8th) in expansion era (1967-68) that one goaltender had hit double-digits in shutouts in one season...Shutout total was also most in NHL since Tony Esposito's 15 (1969-70), and tied for seventh-highest single-season total in NHL history...Also set Sabre single-season records for minutes played (4,220), while tying team mark for goalie games (72)...Only Sabre goaltender to log over 4,000 minutes in two separate seasons (4,037 in 1996-97 & 4,220 1997-98)...Faced more shots than any goaltender in NHL in 1997-98 (2,149 shots)...Had 33 wins (T-3rd in NHL) and 2.09 GAA (4th in NHL)...From December on, played in 52 games, recording .944 save percentage (1,475 saves on 1,562 shots), 1.70 goals-against average (87 goals in 3,067 minutes, 2 ENGs) and 12 shutouts...Played in 300th NHL game in 4-0 win vs. Anaheim (12/3)...From Eric Lindros' score at 19:34 of first period at Philadelphia (12/1) to Alexandre Daigle's power-play goal at 10:31 of first period at Ottawa (12/6), went 175:57 of play without allowing goal...Streak ranks as longest in team history as well as Hasek's career...Also went 184:00 of play without allowing goal on home ice, from Wayne Gretzky's goal at 6:14 of third period vs. N.Y. Rangers (11/28) to Kevin Dineen's score at 5:14 of third period vs. Carolina (12/12)...Turned away all 42 shots in 1-0 win vs. Montreal (12/19), marking most shots faced in regular-season shutout performance in Sabre history (prev. high: 38 - Gerry Desjardins vs. StL., 11/10/76; Hasek vs. T.B., 12/5/97)...Six shutouts in December tied NHL record shared by George Hainsworth (while with Mtl. in Jan. & Feb. of 1929) for most shutouts in one month...Played in 300th game as Sabre in 2-2 tie vs. Boston (2/4)...Moved ahead of Don Edwards (17,969 min.) into first on Sabres in all-time goalie minutes in 1-0 win at N.Y. Rangers (3/2)...Had three consecutive shutouts against N.Y. Rangers in 1997-98, marking first time in Sabres' history that one goaltender had not allowed single goal to one team in three straight games...Made 31 saves on 32 shots in 2-1 win at Montreal (3/7) and assisted on game-winning goal (also had assist 3/1 at Washington)...Surpassed Edwards (307) into first on Sabres in all-time goalie games played in 2-2 tie at N.Y. Islanders (3/10)...Recorded second-longest shutout streak of career as well as in Sabres' history with stretch of 172:16 (11:21 of 2nd per. vs. Bos. 3/21 to 3:37 of 2nd per. at Det. 3/29)...Scratched at New Jersey (4/15) with ear infection...In 1998 playoffs, became Sabres' all-time playoff leader in goalie minutes (1,939) and goalie wins (16), while tying top spot in goalie games (31)..Became only Sabre goalie to win 10 games in one playoff year...**1996-97:** Won Hart Trophy becoming first goaltender since Jacques Plante in 1962 to capture award...Also marked first time Sabre had won award...Again captured Vezina Trophy...Won Lester B. Pearson Award, becoming first goalie in 16 years (Mike Liut) to win that award...Named Official NHL First-Team All-Star goaltender...Named NHL Player of the Year, Goalie of the Year and First-Team All-Star by The Hockey News...Selected as The Sporting News Player of the Year...Won Memorial Trophy and Star of Stars Trophy...Won fourth consecutive save percentage title with mark of .930...Finished tied for second among goalies in wins and fourth in GAA...NHL Player of the Week for period ending February 2 (2-0-1, 1.30 GAA, .953 save percentage)...Played entire third period of 1997 All-Star Game, stopping 20 of 21 Western Conference shots...Victory vs. Whalers (10/26) marked 100th win of NHL career...Became Sabres' all-time shutout leader with 0-0 tie at Colorado (11/2), surpassing Don Edwards (14)...Played 200th game as Sabre at Hartford (11/9)...Recorded 100th win as Sabre at Ottawa (12/21)...Had four shutouts over 13-game stretch (11/27 to 12/23)...Sabres' Met Life Player of the Month for January (10 GP, 6-3-1, 2.48 GAA, .924 SPCTG)...Enjoyed personal-best 11-game unbeaten streak (7-0-4) from Jan. 29 to Feb. 23...Suffered grade one MCL sprain of right knee in playoffs at Ottawa (4/21)...**1995-96:** Led NHL in save percentage (.920)...Honored with Memorial Trophy and Star of Stars Trophy...Made first All-Star Game appearance, stopping 12-of-13 shots and posting win for Eastern Conference (1/20/96 at Boston)...**1994-95:** Captured Vezina Trophy for second straight season...Named The Hockey News Goaltender of the Year...Named Official NHL First-Team All-Star goaltender...Shared league-lead in shutouts again in **1994-95**...Tied for league lead in goals-against average after having posted top mark year before...Led league in save percentage (.930)...Sabres' Met Life Player of the Month for February...Played in 100th game as Sabre vs. N.Y. Rangers (2/26)...**1993-94:** Won first Vezina Trophy...Teamed with Grant Fuhr to win 1993-94 Jennings Trophy (lowest team goals against in regular season)...Named Official NHL First-Team All-Star goaltender...The Hockey News/Upper Deck Goaltender of the Year, The Sporting News Second-Team All-Star, Goaltender on All-Beckett Hockey Team and was named that publication's Player of the Year, and Reeds Jewelers Most Popular Player Award...Shared league-lead in shutouts in 1993-94...Led league in save percentage (.930)...Recorded seven shutouts, and combined with Fuhr's two, part of nine team shutouts...Became first European-trained goaltender to lead league in goals-against average (1.95 in 1993-94)...Also became first NHL goaltender to finish regular season with GAA below 2.00 since Bernie Parent in 1973-74 with mark of 1.95...Mark also set new team record for goals-against average in one season...Was only third Sabre goaltender to finish season first among netminders in GAA...NHL's Co-Player of the Month and Sabres' Met Life Player of the Month for December...NHL Player of the Week for period Dec. 6-12, 1993 (3-0-0, 1.00 GAA, .959 save percentage, one assist and one shutout)...Sabres' Met Life Player of the Month for March...Recorded first shutout as Sabre at Toronto (11/29)...Reached 5,000-minutes played mark in NHL career vs. Dallas (2/13)...Played in 100th NHL game at San Jose (3/8)...Posted two playoff shutouts in 1994, including 70-save performance in 1-0 four-overtime victory vs. New Jersey (4/27) to force Game Seven...**1992-93:** Led Sabre goaltenders in goals-against average and save percentage...Made first start and appearance as Sabre vs. Quebec (10/8)...Relieved Daren Puppa to start third period vs. San Jose (10/23) and notched first win as Sabre (5-4)...**1991-92:** Began season with Chicago before being sent to Indianapolis (IHL)...Recorded first NHL shutout with 21 saves in Blackhawks' 2-0 win over Toronto (1/9)...Saw some action in Norris Division Semifinals and in Stanley Cup Finals vs. Pittsburgh...Named to Upper Deck/NHL All-Rookie Team following season...IHL First All-Star Team (1991)...**1990-91:** Made NHL debut in Chicago's 1-1 tie at Hartford (11/6)...First NHL victory came in Blackhawks' 5-3 win at Buffalo (3/8)...Was originally Chicago's 11th choice (199th overall) in 1983 Entry Draft.

CZECH REPUBLIC: Named goalie on Czech Republic Olympic hockey team (1998 Nagano, Japan)...Named Olympic tournament's "Outstanding Goaltender" while leading Czech Republic to gold medal...Led all goalies in Olympics with 5-1 record, 0.97 GAA (6 goals in 369 min.), .961 save percentage (149 saves on 155 shots) and two shutouts...Made 20 saves in 1-0 shutout of Russia in gold-medal game (2/22/98)...Stopped all five attempts in shootout tie-breaker (shooters in order: Theo Fleury, Ray Bourque, Joe Nieuwendyk, Eric Lindros and Brendan Shanahan) in leading Czech's to 2-1 win over Canada in semifinals (2/20/98)...Had two-of-five total shutouts recorded in Olympic tournament (1998)...Was starting goaltender for Team Czechoslovakia during 1991 Canada Cup Tournament...Played for Czechoslovakia in World Championships: 1983, 1986, 1987, 1989 and 1995...Also represented that nation in 1988 Olympics...Czechoslovakian Goaltender of Year: 1986, 1987, 1988, 1989 and 1990...Czechoslovakian Player of the Year: 1987, 1989 and 1990...Czechoslovakian First-Team All-Star: 1988, 1989, 1990.

PERSONAL: Works with Variety Club of Buffalo to help build an ice rink in downtown Buffalo for inner city youths... Sponsored exhibition hockey game in Czech Republic in summer of 1998, featuring various NHL stars and Czech Republic gold-medal team, which raised approximately $10,000 for various charities...Helped establish program in conjunction with NHL to introduce hockey to inner city youths...Has also done work with Buffalo Children's Hospital...Dominik and wife, Alena, have son, Michael, and daughter, Dominika...Has one sister and one brother, who plays major pro soccer in Czech Republic...Speaks three languages: Czechoslovakian, English and Russian...Agreed to terms on multi-year contract with Sabres on March 19, 1998.

ACTIVE SHUTOUT LEADERS IN NHL

Player	Seasons	Shutouts
Ed Belfour	11	49
Patrick Roy	16	48
Dominik Hasek	**10**	**45**
Martin Brodeur	8	42
John Vanbiesbrouck	18	38
Tom Barrasso	17	34

HONORS

Awards/Honors	Accomplished
Hart Memorial Trophy	(1997, 1998)
Lester B. Pearson Award	(1997, 1998)
Vezina Trophy	(1994, 1995, 1997, 1998, 1999)
William M. Jennings Trophy	Dominik Hasek & Grant Fuhr (1994)
NHL Player of the Year	The Sporting News (1997, 1998), The Hockey News (1997, 1998)
Goaltender of the Year	The Hockey News (1994, 1995, 1997, 1998, 1999)
Official NHL First-Team All-Star	(1994, 1995, 1997, 1998, 1999)
Selected to All-Star Game	(1996, 1997, 1998 -starter, 1999 -starter)
NHL Player of the Month	(December, 1997; February, 1998; December 1998)
NHL Co-Player of the Month	(December, 1993)
NHL Player of the Week	(December 6-12, 1993) (January 27-February 2, 1997) (December 1-7, 1997) (November 30-December 6, 1998) (April 5-11, 1999)
ESPY	(February 3-9, 2000) Pro Hockey Player of the Year (1998, 1999)

DEFENSE

Jay McKEE

74



CAREER GAME HIGHS

Goals: 1, (two times)
Assists: 2 (five times)
Points: 2 (seven times)
Penalty Minutes: 20 (12/19/98 vs. Carolina)
Longest Point Streak: 3 games, 0+3=3 (10/30/98 to 11/7/98, 3+1=4 (3/20/00 to 3/27/00)

			REGULAR SEASON												PLAYOFFS					
Season	Team	League	GP	G	A	TP	+/-	PIM	PP	SH	GW	GT	S	S%	GP	G	A	TP	PIM	
1993-94	Sudbury	OHL	51	0	1	1	--	51	--	--	--	--	--	--	3	0	0	0	0	
1994-95	Sudbury	OHL	39	6	6	12	--	91	--	--	--	--	--	--	--	--	--	--	--	
	Niagara Falls	OHL	26	3	13	16	--	60	--	--	--	--	--	--	6	2	3	5	10	
1995-96	Niagara Falls	OHL	64	5	41	46	--	129	--	--	--	--	--	--	10	1	5	6	16	
	Rochester	AHL	4	0	1	1	-2	15	0	0	0	0	3	0.0	--	--	--	--	--	
	Buffalo	**NHL**	**1**	**0**	**1**	**1**	**1**	**2**	**0**	**0**	**0**	**0**	**2**	**0.0**	**--**	**--**	**--**	**--**	**--**	
1996-97	**Buffalo**	**NHL**	**43**	**1**	**9**	**10**	**3**	**35**	**0**	**0**	**0**	**0**	**29**	**3.4**	**3**	**0**	**0**	**0**	**0**	
	Rochester	AHL	7	2	5	7	0	4	1	0	0	0	19	10.5	--	--	--	--	--	
1997-98	**Buffalo**	**NHL**	**56**	**1**	**13**	**14**	**-1**	**42**	**0**	**0**	**0**	**0**	**55**	**1.8**	**1**	**0**	**0**	**0**	**0**	
	Rochester	AHL	13	1	7	8	6	11	0	0	0	0	36	2.8	--	--	--	--	--	
1998-99	**Buffalo**	**NHL**	**72**	**0**	**6**	**6**	**20**	**75**	**0**	**0**	**0**	**0**	**57**	**0.0**	**21**	**0**	**3**	**3**	**13**	
1999-00	**Buffalo**	**NHL**	**78**	**5**	**12**	**17**	**5**	**50**	**1**	**0**	**1**	**0**	**84**	**6.0**	**1**	**0**	**0**	**0**	**0**	
	NHL Totals		**250**	**7**	**41**	**48**	**28**	**204**	**1**	**0**	**1**	**0**	**227**	**3.0**	**26**	**0**	**3**	**3**	**13**	
	Sabre Totals		**250**	**7**	**41**	**48**	**28**	**204**	**1**	**0**	**1**	**0**	**227**	**3.0**	**26**	**0**	**3**	**3**	**13**	

Multi-Point Games: 0 (1995-96), 1 (1996-97), 2 (1997-98), 1 (1998-99), 3 (1999-00). **Total 7.**



BORN: September 8, 1977; Kingston, Ontario
HEIGHT: 6'4"
WEIGHT: 201
SHOOTS: LEFT
LAST AMATEUR CLUB: Niagara Falls (OHL)

HOW ACQUIRED: Selected in first round (14th overall) of 1995 NHL Entry Draft with pick acquired on July 8, 1995, by Buffalo from Vancouver along with Michael Peca and Mike Wilson in exchange for Alexander Mogilny and Buffalo's 1995 fifth-round pick (Todd Norman).

1999-00: Set career highs in goals with five and points with 17...Finished fifth in blocked shots in the NHL with 170...Blocked five shots in 3-2 win vs. Toronto (4/3) followed by three blocks @ New Jersey (4/6)...Had three-game point streak (3+1) snapped vs. Carolina (3/31) after scoring goal in third straight game in 5-1 win @ Carolina (3/27)...Scored first career game-winning goal with 2:08 remaining in third period and blocking five shots in 4-2 win vs. Calgary (3/23)...Scored goal and added assist in 4-1 win vs. Montreal (3/20) setting career marks in goals (3) and points (15)...Was third multi-point game of season and seventh of career...Scored Sabres first goal in 4-2 win vs. NY Islanders (3/12)...Registered assist on Erik Rasmussen's game-winning goal in 5-2 win @ Florida (2/28)...Returned to action vs. Atlanta (1/4) after missing previous game @ Toronto (1/3) with flu...Assisted on Dixon Ward's short handed goal in 3-1 win @ NY Rangers (12/21)...Appeared in 200th NHL/career game in 3-1 win vs. Philadelphia (12/14)...Had two assists, including the lone assist on Michal Grosek's overtime-winner in 3-2 win @ Tampa Bay (11/28)...Scored goal and added assist in 6-2 win vs. Boston (11/10)...Goal was first since 10/31/97 @ Carolina and first power-play goal of career...Had assist on Curtis Brown's overtime goal in 5-4 win @ Chicago (11/4)...Recorded seven shots in 3-2 OT win vs. Florida (10/29)...Had two-game point streak (0+2=2) from @ Philadelphia (10/17) to vs. Nashville (10/20)...Recorded assist @ Philadelphia (10/17)...First point since short-handed assist vs. Montreal (12/18/98)...Signed multi-year deal (10/9/99)…Games missed due to injury: 0...Multi-point games: 3…**2000 Playoffs:** Missed Games Two thru Five with shoulder injury suffered in Game One @ Philadelphia (4/13).

MCKEE VS. NHL

Team	GP	G	A	TP	PIM
Anaheim	7	0	1	1	6
Atlanta	3	0	0	0	6
Boston	14	1	4	5	8
Calgary	6	1	1	2	8
Carolina	13	2	3	5	26
Chicago	7	0	1	1	0
Colorado	8	0	2	2	12
Dallas	4	0	0	0	2
Detroit	4	0	0	0	2
Edmonton	5	0	0	0	2
Florida	16	1	3	4	12
Los Angeles	5	0	2	2	0
Montreal	15	1	2	3	15
Nashville	4	0	1	1	4
New Jersey	11	0	0	0	8
N.Y. Islanders	11	1	2	3	8
N.Y. Rangers	12	0	3	3	4
Ottawa	19	0	2	2	22
Philadelphia	11	0	2	2	21
Phoenix	6	0	0	0	2
Pittsburgh	15	0	2	2	4
San Jose	4	0	0	0	2
St. Louis	6	0	1	1	0
Tampa Bay	13	0	5	5	6
Toronto	11	0	2	2	0
Vancouver	7	0	1	1	8
Washington	13	0	1	1	16
NHL Totals	**250**	**7**	**41**	**48**	**204**

CAREER: 1998-99: Returned to action at N.Y. Rangers (3/19) after missing two games with flu...Returned to action at Vancouver (2/28) after missing six games with bruised foot suffered vs. N.Y. Islanders (2/13)...On I.R. list (2/13/99 to 2/27/99)...Set career high for PIM in one game with 20 (2 maj., 1 misc.) vs. Carolina (12/19)...Assisted on Dixon Ward's (R/LW) short-handed goal vs. Montreal (12/18)...Was +3 in 4-1 win at Boston (12/12)...Tied career high for points and assists in one game with two assists at Tampa Bay (11/29)...Marked first multi-point game of season (4th of career)...Was +3 in 4-2 win vs. N.Y. Rangers (11/25)...Returned to post assist vs. Boston (11/3) after missing one game with bruised hand suffered vs. Toronto (10/30)...**1999 Playoffs:** Tied for first in NHL in plus/minus with +13 rating...Tallied assist (while SH) and was +3 in 5-2 win in Game Four vs. Toronto (5/29)...Recorded first point (assist on ENG) of postseason career and was +2 in 3-1 win in Game Two at Boston (5/9)...**1997-98:** Registered two assists (on PP) at Carolina (10/15)...Credited with assist on both goals in 2-2 tie at Los Angeles (1/8), including off-ice assist on Dixon Ward's (LW) short-handed, game-tying goal...Tied career high for points in game (0+2=2, vs. Fla. 11/11/96; at Car. 10/15/97) and marked second multi-point game of season...Missed two games with stomach contusion suffered at Detroit (3/29)...Played in 100th Sabres/NHL game in season finale vs. Ottawa (4/19)...Recalled from AHL affiliate Rochester (12/31)...Reassigned to Rochester (12/28) after recall (12/27)...Reassigned to Rochester (12/24) after recall (12/23)...Originally assigned to Rochester (12/2)...**1996-97:** Scored first career goal at Florida (3/22)...During two-week conditioning assignment in Rochester (2/13 to 2/24), recorded two goals and five assists for seven points to go with four penalty minutes...Had first career multi-point game (2 assists) vs. Florida (11/11)...Changed number after having worn 38 in only prior game experience with Buffalo...Appeared in first career playoff game vs. Ottawa (4/19)...**1995-96:** Made NHL debut (at age of 18) vs. Ottawa (4/10), registering first NHL point (assist)...Named to OHL All-Star Second Team...**1994-95:** Chosen as Niagara Falls' Top defenseman (served as assistant captain that year)...Voted as Top Bodychecker in OHL's Central Division by OHL Coaches...**1993-94:** Was captain for Team Ontario Under-17 at World Challenge.

PERSONAL: Married summer of 2000 to wife, Nicole…Signed multi-year deal on October 9, 1999.



BORN: June 14, 1963; Winnipeg, Manitoba
HEIGHT: 6'3"
WEIGHT: 201
SHOOTS: RIGHT
LAST AMATEUR CLUB: Canada (National Team)

HOW ACQUIRED: Agreed to terms with Sabres on October 7, 1998, as unrestricted free agent from Calgary.

1999-00: Nominated for the Bill Masterton Memorial Trophy by the Buffalo chapter of the Professional Hockey Writers' Association for perserverance, sportsmanship and dedication to the game of hockey...Set career mark with three game-winning goals...Had two-game goal streak snapped @ Vancouver (3/16) after recording score in 100th game as Sabre @ San Jose (3/15)...Scored career-high third game-winning goal of season in 4-2 win vs. NY Islanders (3/12)...Returned to action vs. NY Rangers (2/25) after missing two games with back spasms suffered vs. Vancouver (2/17)...Had assist on Jason Woolley's OT-winner in 2-1 win @ Nashville (2/10)...Scored second game-winning goal of season in 1-0 win vs. Ottawa (1/28)...Scored goal @ Toronto (1/3)...Became only the 144th player in NHL history to play in 1,000 career game with appearance vs. NY Rangers (12/4)...Only the fifth to play their 1,000th game in a Sabre uniform (Perreault, C. Ramsay, D. Lever, C. Huddy)...Earned the game's first star by recording unassisted game-winning goal with 5:13 remaining in third period and added assist in 4-3 win vs. Tampa Bay (10/27)...Recorded two assists (including 1 on GWG) in 7-3 win vs. Carolina (10/22)...Signed multi-year contract (8/2)…Games missed due to injury: 2...Multi-point games: 2…**2000 Playoffs:** Had assist on Stu Barnes' goal in Sabres 3-2 OT win in Game Four (4/18)…Appeared in 100th NHL/career playoff game in Game One @ Philadelphia (4/13).

CAREER: 1998-99: Recorded assist (on GTG) in 1-1 tie at Ottawa (4/10)...Returned to action at Vancouver (2/28) after missing one game with mild concussion suffered at Calgary (2/24)...Tallied two assists in 4-2 win vs. San Jose (2/19)...Recorded first goal as Sabre and added assist (on GWG) in 3-2 win vs. Carolina (2/15)...Was first multi-point game since three assists with Calgary vs. Pittsburgh (2/29/96)...Was +3 and recorded first point with Sabres (assist) in 4-1 win vs. Toronto (11/20)...Returned vs. Washington (10/23) after missing three games with pinched nerve in neck suffered in season opener against Stars (10/10)...Played in first game with Sabres at Dallas (10/10)...**1999 Playoffs:** Was team-high +2 in 5-3 loss in Game Five at Boston (5/16)...Credited with first assist in playoffs since with Calgary (5/17/95 vs. S.J.) in Game Three vs. Ottawa (4/25)...**1997-98:** Played fourth full season with Calgary...Returned to lineup at St. Louis (12/6) after missing nine games due to injury...Scored deciding goal in 5-2 win vs. Vancouver (1/24)...Posted three-game point streak (1+2=3; 2/3 to 2/7)...Following regular season joined Team Canada at 1998 IIHF World Championships...**1996-97:** Played in third full season with Flames...Scored first goal of season vs. Buffalo (10/6)...Missed total of 63 games due to injury...Suffered knee injury (ACL) at N.Y. Islanders (12/3), and underwent surgery (12/12)...**1995-96:** Led all Flames defensemen in assists and points (3+32=35)...Played 80 consecutive games, longest games played streak of Flames career...Switched from jersey #5 to #3 at beginning of season...Recorded 400th NHL assist vs. Edmonton (11/14)...Played in 800th NHL career game at San Jose (11/29)...**1994-95:** Recorded 500th point (assist) of NHL career at Detroit (1/22)...**1993-94:** Acquired by Calgary in trade with Hartford on March 10, 1994, along with Michael Nylander and Zarley Zalapski in exchange for Ted Drury, Paul Ranheim and Gary Sutter...Played in first game with Calgary vs. Florida (3/11)...Scored first career Flames goal at Detroit (4/2)...Played in 700th career NHL game vs. Montreal (1/26)...Obtained by Hartford along with Darren Turcotte from N.Y. Rangers on November 2, 1993, in exchange for Nick Kypreos, Steve Larmer, Barry Richter and Hartford's 1994 sixth-round choice...Finished Rangers career in sixth place on team's all-time assist list (363), and 10th place in both points (467) and games played (671)...Career point total with Rangers (104+363=467) ranked as second-highest scoring defensemen in franchise history (behind Ron Greschner)...**1992-93:** Scored 100th goal of NHL career at Tampa Bay (12/11), becoming second defenseman in Rangers history to hit 100-goal mark...**1991-92:** Plus/minus rating (+34) led Rangers and ranked fourth among all NHL players...Set career highs with 57 assists and 71 points (14+57=71)...Appeared in 600th game of NHL career vs. New Jersey (3/22)...**1990-91:** Saw action in 500th game of NHL career vs. Chicago (1/17)...**1989-90:** Led all Rangers defensemen in scoring with 57 points (14+43=57) in 73 games...Recorded 11 points (3+8=11) in only ten games during 1990 playoffs...**1987-88:** Scored career-high 17 goals and led all Ranger players with +16 rating...**1983-84:** Played with Canadian National Team in preparation for 1984 Winter Olympics...Recorded three points (0+3=3) in eight games during 1984 Winter Olympics...Played in first NHL game with Rangers vs. Minnesota (3/7)...Scored first NHL goal with Rangers vs. Philadelphia (3/17)...**1981-82:** Led University of North Dakota (WCHA) to NCAA Championship...Was named WCHA Rookie of the Year with North Dakota...Originally N.Y. Rangers first choice (9th overall) in 1981 Entry Draft...Represented Team Canada on both 1984 and 1987 Canada Cup (gold medal) teams.

PERSONAL: James and wife, Deborah, have two daughters, Brenna and Quinn...Signed one-year deal with Buffalo on August 23, 2000...Father Steve Sr., played pro football with Winnipeg Blue Bombers of CFL, and later became member of Manitoba parliament.

PATRICK VS. NHL

Team	GP	G	A	TP	PIM
Anaheim	20	0	3	3	14
Atlanta	4	0	1	1	2
Boston	38	3	12	15	26
Buffalo	31	6	14	20	25
Calgary	29	6	21	27	16
Carolina	35	5	14	19	18
Chicago	38	6	18	24	28
Colorado	38	7	14	21	14
Dallas	40	2	15	17	30
Detroit	43	6	14	20	25
Edmonton	40	3	19	22	16
Florida	13	0	2	2	2
Los Angeles	45	1	20	21	18
Montreal	39	4	9	13	16
Nashville	3	0	1	1	2
New Jersey	71	16	31	47	46
N.Y. Islanders	73	15	42	57	71
N.Y. Rangers	15	2	4	6	12
Ottawa	18	2	7	9	4
Philadelphia	70	12	31	43	68
Phoenix	40	3	20	23	26
Pittsburgh	70	7	39	46	63
San Jose	23	1	12	13	14
St. Louis	41	2	15	17	37
Tampa Bay	13	4	8	12	4
Toronto	44	4	22	26	18
Vancouver	44	8	15	23	29
Washington	68	7	31	38	49
NHL Totals	**1046**	**132**	**454**	**586**	**693**

CENTER

Michael PECA

27

CAREER GAME HIGHS

Goals: 3, (2/25/00 vs. NY Rangers)
Assists: 2, (several times)
Points: 3, (several times)
Penalty Minutes: 19 (3/5/00 at Washington)
Longest Point Streak: 5 games, 4+4=8 (2/25/00 to 3/4/00)

REGULAR SEASON / PLAYOFFS

Season	Team	League	GP	G	A	TP	+/-	PIM	PP	SH	GW	GT	S	S%	GP	G	A	TP	PIM
1990-91	Sudbury	OHL	62	14	27	41	--	24	--	--	--	--	--	--	5	1	0	1	7
1991-92	Sudbury	OHL	39	16	34	50	--	61	--	--	--	--	--	--	--	--	--	--	--
	Ottawa	OHL	27	8	17	25	--	32	--	--	--	--	--	--	11	6	10	16	6
1992-93	Ottawa	OHL	55	38	64	102	--	80	--	--	--	--	--	--	--	--	--	--	--
	Hamilton	AHL	9	6	3	9	--	11	--	--	--	--	--	--	--	--	--	--	--
1993-94	Ottawa	OHL	55	50	63	113	--	101	--	--	--	--	--	--	--	--	--	--	--
	Vancouver	NHL	4	0	0	0	-1	2	0	0	0	0	5	0.0	17	7	22	29	30
1994-95	Syracuse	AHL	35	10	24	34	--	75	--	--	--	--	--	--	--	--	--	--	--
	Vancouver	NHL	33	6	6	12	-6	30	2	0	1	1	46	13.0	5	0	1	1	8
1995-96	**Buffalo**	**NHL**	**68**	**11**	**20**	**31**	**-1**	**67**	**4**	**3**	**1**	**0**	**109**	**10.1**	--	--	--	--	--
1996-97	**Buffalo**	**NHL**	**79**	**20**	**29**	**49**	**26**	**80**	**5**	**6**	**4**	**0**	**137**	**14.6**	**10**	**0**	**2**	**2**	**8**
1997-98	**Buffalo**	**NHL**	**61**	**18**	**22**	**40**	**12**	**57**	**6**	**5**	**1**	**1**	**132**	**13.6**	**13**	**3**	**2**	**5**	**8**
1998-99	**Buffalo**	**NHL**	**82**	**27**	**29**	**56**	**7**	**81**	**10**	**0**	**8**	**1**	**199**	**13.6**	**21**	**5**	**8**	**13**	**18**
1999-00	**Buffalo**	**NHL**	**73**	**20**	**21**	**41**	**6**	**67**	**2**	**0**	**3**	**0**	**144**	**13.9**	**5**	**0**	**1**	**1**	**4**
	NHL Totals		**400**	**102**	**127**	**229**	**37**	**384**	**29**	**14**	**18**	**3**	**772**	**13.2**	**54**	**8**	**14**	**22**	**46**
	Sabre Totals		**363**	**96**	**121**	**217**	**50**	**352**	**27**	**14**	**17**	**2**	**721**	**13.3**	**49**	**8**	**13**	**21**	**38**

Multi-Point Games: 0 (1993-94), 0 (1994-95), 3 (1995-96), 13 (1996-97), 8 (1997-98), 11 (1998-99), 8 (1999-00) **Total:** 43



PECA VS. NHL

Team	GP	G	A	TP	PIM
Anaheim	14	2	5	7	16
Atlanta	4	1	0	1	8
Boston	25	4	8	12	12
Buffalo	1	0	0	0	2
Calgary	12	3	3	6	8
Carolina	23	10	8	18	16
Chicago	13	1	0	1	8
Colorado	10	2	3	5	4
Dallas	10	4	3	7	24
Detroit	10	4	0	4	4
Edmonton	12	5	1	6	18
Florida	20	7	10	17	27
Los Angeles	10	5	5	10	0
Montreal	20	5	10	15	4
Nashville	4	0	2	2	2
New Jersey	19	7	5	12	10
N.Y. Islanders	18	1	13	14	14
N.Y. Rangers	20	8	6	14	30
Ottawa	24	7	5	12	21
Philadelphia	19	3	7	10	6
Phoenix	11	1	2	3	9
Pittsburgh	21	5	4	9	29
San Jose	7	2	6	8	4
St. Louis	11	2	2	4	12
Tampa Bay	18	5	4	9	36
Toronto	20	3	6	9	19
Vancouver	8	3	2	5	10
Washington	16	2	7	9	31
NHL Totals	**400**	**102**	**127**	**229**	**384**

BORN: March 26, 1974; Toronto, Ontario
HEIGHT: 6'0"
WEIGHT: 190
SHOOTS: RIGHT
LAST AMATEUR CLUB: Ottawa (OHL)

HOW ACQUIRED: Came to Sabres in trade with Vancouver on July 8, 1995, along with Mike Wilson and Canucks' first-round selection in 1995 (Sabres chose Jay McKee) in exchange for Alexander Mogilny and fifth-round draft pick (Todd Norman).

1999-00: Finished fifth in voting for Frank J. Selke Trophy (NHL's best defensive forward)...Recorded second straight 20-goal season...Appeared in 400th NHL career game @ Washington (4/9)...Had goal in 5-0 win @ New Jersey (4/6)...Scored goal in first period of 3-2 win vs. Toronto (4/3)...Returned to action by scoring his 100th NHL/career goal (GWG) and adding assist in 2-0 win @ Montreal (4/1) after serving suspension for elbowing incident vs. Calgary (3/27)...Was eighth multi-point game of season and 43rd of career...Returned to action in 4-2 win vs. Calgary (3/23) after missing previous seven games with dislocated shoulder suffered @ Washington (3/5)...Ended streak of 149 consecutive games played...Had career-high five-game point streak (4+4) snapped @ Washington (3/5) and separated shoulder on hit by Steve Konowalchuk at end of game...Also set career-high with 19 penalty minutes...Registered assist @ NY Islanders (3/4)...Scored goal and assist in 3-3 tie @ NY Rangers (3/1)...Recorded first NHL/career hat trick and tied career-high in points (3) vs. NY Rangers (2/25)...Scored goal (on PP) in 4-2 win vs. Ottawa (2/4) for 200th point as Sabre...Registered Sabres second goal in 2-2 tie vs. Anaheim (2/1)...Scored GWG in 2-1 win vs. Tampa Bay (1/25)...Finished 9th place in North American Team All-Star votes among centers with 82,007 votes...Scored GWG (on PP) in 4-0 win @ Atlanta (11/19)...Registered an assist on Jason Woolley's game-winner (on PP) and assisted on Dixon Ward's shorthanded goal in 3-1 win @ Dallas (11/3)...Scored goal and assist in 300th game as Sabre in 4-3 win vs. Tampa Bay (10/27)...Scored goal and assist (on PP) in 7-3 win vs. Carolina (10/22)...Games missed due to injury: 7...Multi-point games: 8...**2000 Playoffs:** Had assist on Richard Smehlik's goal in Game Five @ Philadelphia (4/20).

CAREER: 1998-99: Finished third in voting for Frank J. Selke Trophy...Selected as one of NHL's Top 50 Players by The Hockey News...Won second straight Punch Imlach Memorial Award (Sabres' team award for dedication and leadership)...Only Sabre to appear in all 82 games...Set career highs in goals and points...Finished tied for third in NHL with eight game-winning goals...Tallied 100th assist as Sabre (on PP/GWG) in 3-0 win vs. Washington (4/18)...Tallied 100th NHL assist in 3-1 win vs. Pittsburgh (4/5)...Recorded assist on Dixon Ward's (R/LW) OT goal in 4-3 win vs. Pittsburgh (3/28)...Recorded assist vs. Toronto (2/17) in 300th NHL game...Extended longest goal streak of career to four games (prev. long: 2 games) and tied longest point streak of career with four-game run (4+3=7; 1/2 vs. Cgy. to 1/9 at S.J.)...Scored 29 seconds into OT for 3-2 win at Anaheim (1/6)...Recorded GWG (17:59 3rd per.) in 2-0 win vs. N.Y. Rangers (12/11), despite suffering bruised knee in previous game at St. Louis (12/8)...**1999 Playoffs:** Netted initial goal of game (on PP) in 3-2 win in Game Six vs. Boston (5/18)...Had assist and scored first short-handed goal of postseason career in 3-0 victory in Game Four vs. Boston (5/14)...Assisted on Dixon Ward's (R/LW) game-winning goal in 3-2 win in Game Three vs. Boston (5/12)...Had at least one point (total: 2+5=7) in five consecutive postseason games (6/4/98 to 4/27/99)...Took shot that Miroslav Satan (L/RW) put in on rebound to tie game (on PP) in third period of eventual 3-2 OT win in Game Two at Ottawa (4/23)...**1997-98:** Finished second in voting for Frank J. Selke Trophy (NHL's best defensive forward)...Tied for third in NHL in short-handed goals (5) and tied for first in short-handed points (9)...Scored over half of points (22 of 40 pts.) on special teams (6+7=13 on PP; 5+4=9 while SH)...Presented with Punch Imlach Memorial Award (Sabres' team award for dedication and leadership)...Returned to action vs. New Jersey (11/15) after missing three games with hip injury (aggravated strained hip 11/6 vs. Fla.)...Posted 100th NHL point with goal vs. Philadelphia (11/26)...Played in 200th NHL game vs. Carolina (12/12)...Scored two short-handed goals in 3-0 win vs. Ottawa (12/31)...Tied Sabres' game record for most short-handed goals by one player...Posted assists in four consecutive games (1/8 at L.A. to 1/15 vs. Van.), marking longest such streak by Sabre in 1997-98...Recorded 100th point as Sabre by feeding pass to Vaclav Varada (RW) for game-tying goal in 3-3 decision vs. St. Louis (1/27)...Scored on rebound for game-tying goal with 1:20 left in third period of 2-2 tie vs. Boston (2/4), and assisted on GTG with 46 seconds left in third of 1-1 tie at Boston (2/26)...Played in 200th game as Sabre and had three-point performance in 6-1 win vs. Florida (3/19), recording short-handed goal and two assists (1 while SH)...Equaled personal high for points in game as Sabre (3, three previous times)...Also had three-points vs. Pittsburgh (3/15), registering two goals (2nd was SH & ENG) and one assist...Missed three games (3/27 at Edm., 3/29 at Det., 4/1 vs. L.A.) while serving NHL suspension for hit on Canucks' Mattias Ohlund (D)...Returned vs. Philadelphia (4/13) after missing two games with hip injury suffered in second period vs. Carolina (4/8)...Suffered grade one sprain of MCL in left knee in first period at New Jersey (4/15)...Returned to action in 1998 playoffs in 6-1 win in Game Three vs. Philadelphia (4/27), after missing first two games of ECQF series while recovering from knee sprain suffered at New Jersey...Recorded first two goals of postseason career in 5-4 overtime win in Game Three at Montreal (5/12), including GWG at 1:24 of second OT...**1996-97:** Won Frank J. Selke Trophy, which is symbolic of NHL's best defensive forward...Also voted Selke winner by The Hockey News on May 2...Six short-handed goals not only led NHL, but also represented third most in one season by Sabre...Finished second in league in short-handed points (6+3=9)...Led Sabres in plus/minus with +26 mark...Sabres' most productive player with 31 points (12+19=31) in second half of season...Was "plus" or "even" in 68 of 79 games played...Tied for second on team with five power-play goals...Buffalo was 14-4-1 in games in which Peca scored a goal...Scored Sabres' first regular season goal in HSBC Arena vs. Detroit (10/12)...Played in 100th game as Sabre at New Jersey (12/23)...Multiple point-games: 13...Games missed due to injury: 3...Helped hold centers Alexei Yashin (Ottawa) and Eric Lindros (Philadelphia) to combined total of three goals in ten games of 1997 playoffs...**1995-96:** Scored last goal in Memorial Auditorium (Buffalo beat Hartford 4-1 on 4/14)...Scored first goal as Sabre at Boston (10/9)...**1994-95:** Scored first NHL goal in season opener vs. Dallas (1/20)...Missed 12 games due to cracked cheekbone, and one with wrist injury...**1993-94:** Led Ottawa 67's in scoring for second straight year...Played first NHL game for Vancouver at Montreal (12/6)...Won gold medal with Canada at World Junior Championships...Selected by Vancouver in second round (40th overall) at 1992 NHL Entry Draft in Montreal.

PERSONAL: Michael and wife, Kristin, have one son named Trevor... Has done work with Juvenile Diabetes Foundation, Big Brothers, Aids Foundation and Buffalo Children's Hospital.

Erik RASMUSSEN

LEFT WING/CENTER

9



BORN: March 28, 1977; Minneapolis, Minnesota
HEIGHT: 6'3"
WEIGHT: 208
SHOOTS: LEFT
LAST AMATEUR CLUB: University of Minnesota (WCHA)

HOW ACQUIRED: Buffalo's first-round choice (7th overall) in 1996 NHL Entry Draft.

1999-00: Set career highs in goals (8) and points (14)...Returned to action @ Carolina (3/27) after missing previous game vs. Calgary (3/23) with back spasms...Missed previous game vs. Calgary (3/23) with back spasms...Had assist (on PP) in 2-1 OT win vs. Boston (3/8)... Recorded four hits in 3-3 tie @ NY Rangers (3/1)...Scored goal (GWG) in 5-2 win @ Florida (2/28)...Assisted on Michael Peca's GWG in 2-1 win vs. Tampa Bay (1/25)...Had assist, five hits and was +1 @ Carolina (1/22)...Scored goal in 7-4 win @ Ottawa (1/8)...Scored two goals and was first star in 8-1 win vs. Toronto (1/1)...Second two-goal game of season and fourth multi-point game of career...Returned to lineup but did not play @ NY Islanders (12/18) after missing previous five games with bruised hand suffered vs. NY Rangers (12/4)...Had two-game point streak (1+1=2) from 11/6 vs. NY Islanders to 11/10 vs. Boston, tying longest streak of career...Scored Sabres first goal in 6-2 win vs. Boston (11/10)...Assigned to Rochester (11/3) and recalled on (11/4) to make room on roster for (D) Mike Hurlbut with injury to (D) Jason Woolley...Recorded first multi-goal game with two goals, including first career game-winner, in 7-3 win vs. Carolina (10/22)...Was third career multi-point game...Scored first goal of season in 5-2 loss at Philadelphia (10/17)...Games missed due to injury: 6...Multi-point games: 2...**2000 Playoffs:** Appeared in three games in 2000 ECQF series vs. Philadelphia.

CAREER: 1998-99: Saw action at C, LW and RW...Returned to action at Boston (4/17) after missing game vs. New Jersey (4/14) with bruised foot suffered at Philadelphia (4/13)...Had goal and assist in 2-2 tie at Philadelphia (4/13)...Marked second multi-point game of season (2nd of career)...Recalled from AHL affiliate Rochester and played same day at Ottawa (4/10) after being reassigned (3/1)...Reassigned to Rochester (2/8) and recalled (2/13)...Recalled from Rochester (1/25) after being reassigned (1/20)...Scored second goal of season in 7-1 win vs. Calgary (1/2)...Assisted on deciding goal and then scored into empty net (1st ENG of career) in 3-1 win at Nashville (12/5), marking first multi-point game of career...Recalled from Rochester and played same day at Tampa Bay (11/29) after being reassigned (11/15)...Set career high for PIM in game with 15 (1 major, 1 misconduct) vs. Ottawa (11/10)...First recall from Rochester (11/5)...Originally assigned to Rochester prior to season (10/9)...**1999 Playoffs:** Scored series-clinching GWG in 4-2 win in Game Five at Toronto (5/31)...Had at least one assist (0+4=4) in three consecutive playoff games (5/16/99 to 5/23/99)...Recorded pair of assists in 5-4 win in Game One at Toronto (5/23), including one on Geoff Sanderson's (LW) game-winning goal...Assisted on series-winning goal in 3-2 victory in Game Six vs. Boston (5/18)...Recorded first assist of postseason career in Game Five at Boston (5/16)...Scored first goal of playoff career in 4-3 win in Game Four vs. Ottawa (4/27)...Played in first postseason game of career in Game One at Ottawa (4/21)...**1997-98:** Played in first regular-season NHL game at St. Louis (10/1)...Scored first goal of career at 4:26 mark of first period at Washington (10/3)...Recorded first assist of career at New Jersey (10/11)...Suffered shoulder injury at Phoenix (10/26) and missed game at Colorado (10/28)...Spent most of season with Rochester (AHL), collecting 23 points (9+14)...Had two multi-point games...Rated 12th best prospect by The Hockey News in 1998 "Future Watch" rankings...**1996-97:** Rated as third overall NHL-affiliated prospect in March 7 issue of The Hockey News...Selected as one of captains of silver medal-winning Team USA at IIHF World Junior Championships...Tied for second among players in that tournament in scoring (4+5=9 in 6 games)...Recorded second career hat trick in 4-3 defeat of No. 1 ranked Michigan (11/29)...**1995-96:** Played for Team USA at World Junior Championships in Massachusetts...Scored 34 points in last 19 games of freshman year...Named to All-WCHA Rookie team following season.

PERSONAL: Signed one-year deal with Sabres on September 8, 2000.

RASMUSSEN VS. NHL

Team	GP	G	A	TP	PIM
Anaheim	4	0	1	1	4
Atlanta	4	0	0	0	0
Boston	8	1	1	2	13
Calgary	4	1	0	1	2
Carolina	8	2	2	4	4
Chicago	1	0	1	1	0
Colorado	2	0	0	0	0
Dallas	2	0	0	0	0
Detroit	3	0	0	0	0
Edmonton	3	0	2	2	0
Florida	6	1	0	1	2
Los Angeles	3	0	0	0	2
Montreal	7	0	0	0	2
Nashville	4	1	1	2	2
New Jersey	7	0	1	1	8
N.Y. Islanders	6	0	2	2	0
N.Y. Rangers	4	0	1	1	2
Ottawa	8	1	1	2	19
Philadelphia	6	2	1	3	2
Phoenix	3	0	0	0	0
Pittsburgh	6	0	0	0	4
San Jose	3	0	0	0	4
St. Louis	3	0	0	0	2
Tampa Bay	8	0	1	1	6
Toronto	5	2	0	2	10
Vancouver	2	0	0	0	2
Washington	10	2	1	3	4
NHL Totals	**130**	**13**	**16**	**29**	**94**

CAREER GAME HIGHS

Goals: 2, (10/22/99 vs. Carolina, 1/1/00 vs. Toronto)
Assists: 1, (several times)
Points: 2, (done 4 times)
Penalty Minutes: 15 (11/10/98 vs. Ottawa)
Longest Point Streak: 2 games, (done twice)

			REGULAR SEASON												PLAYOFFS					
Season	Team	League	GP	G	A	TP	+/-	PIM	PP	SH	GW	GT	S	S%	GP	G	A	TP	PIM	
1995-96	U. Minnesota	WCHA	40	16	32	48	--	55	--	--	--	--	--	--	--	--	--	--	--	
1996-97	U. Minnesota	WCHA	34	15	12	27	--	123	--	--	--	--	--	--	--	--	--	--	--	
1997-98	Rochester	AHL	53	9	14	23	-11	83	5	0	1	0	120	7.5	1	0	0	0	5	
	Buffalo	**NHL**	**21**	**2**	**3**	**5**	**2**	**14**	**0**	**0**	**0**	**0**	**28**	**7.1**	**--**	**--**	**--**	**--**	**--**	
1998-99	Rochester	AHL	37	12	14	26	12	47	4	0	1	0	82	14.6	--	--	--	--	--	
	Buffalo	**NHL**	**42**	**3**	**7**	**10**	**6**	**37**	**0**	**0**	**0**	**0**	**40**	**7.5**	**21**	**2**	**4**	**6**	**18**	
1999-00	**Buffalo**	**NHL**	**67**	**8**	**6**	**14**	**1**	**43**	**0**	**0**	**2**	**0**	**76**	**10.5**	**3**	**0**	**0**	**0**	**4**	
	NHL Totals		**130**	**13**	**16**	**29**	**9**	**94**	**0**	**0**	**2**	**0**	**144**	**9.0**	**24**	**2**	**4**	**6**	**22**	
	Sabre Totals		**130**	**13**	**16**	**29**	**9**	**94**	**0**	**0**	**2**	**0**	**144**	**9.0**	**24**	**2**	**4**	**6**	**22**	

Multi-Point Games: 0 (1997-98), 2 (1998-99), 2 (1999-00) **Total: 4**

RIGHT WING

Rob RAY

32

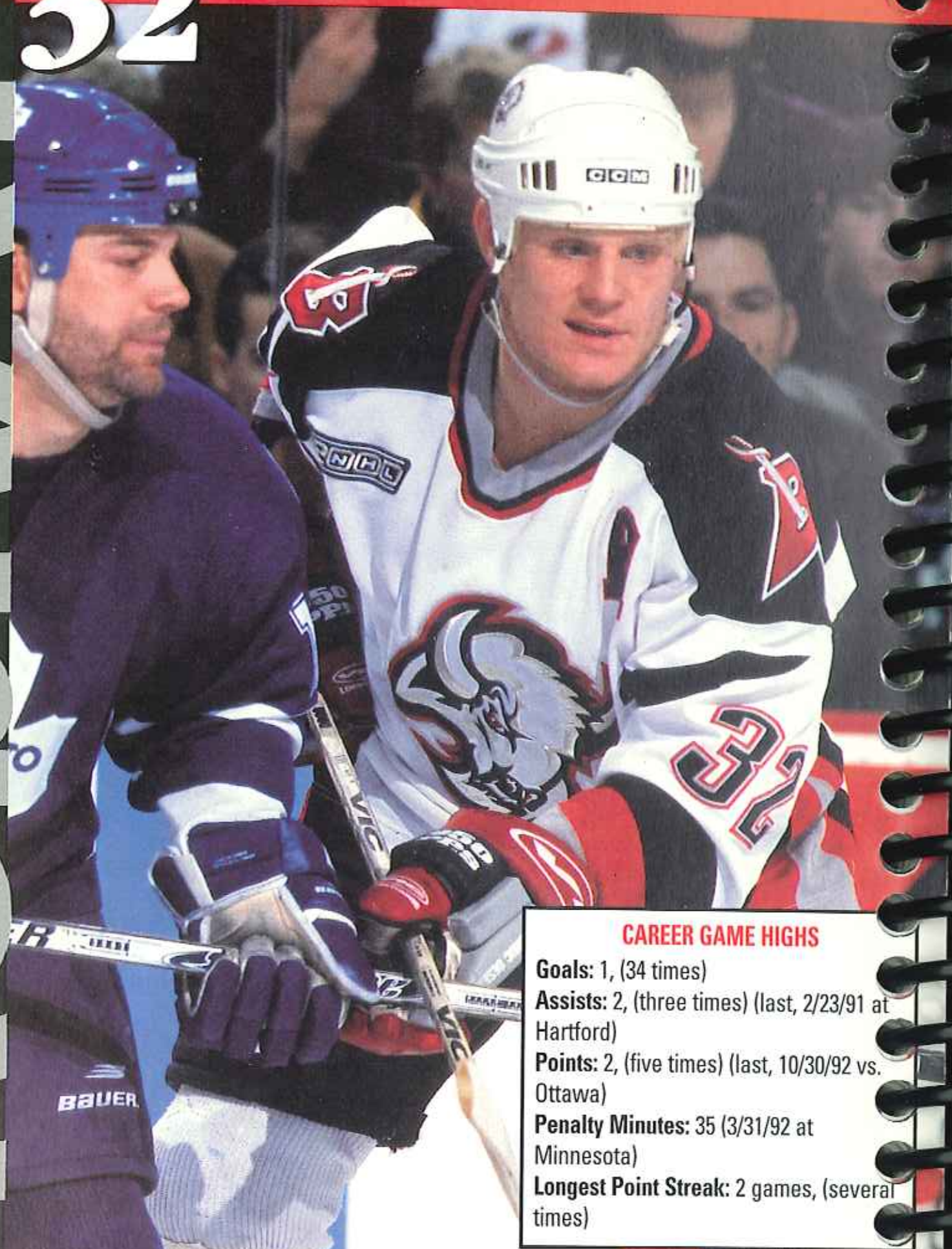

CAREER GAME HIGHS

Goals: 1, (34 times)
Assists: 2, (three times) (last, 2/23/91 at Hartford)
Points: 2, (five times) (last, 10/30/92 vs. Ottawa)
Penalty Minutes: 35 (3/31/92 at Minnesota)
Longest Point Streak: 2 games, (several times)

			REGULAR SEASON												PLAYOFFS				
Season	Team	League	GP	G	A	TP	+/-	PIM	PP	SH	GW	GT	S	S%	GP	G	A	TP	PIM
1985-86	Cornwall	OHL	53	6	13	19	--	253	--	--	--	--	--	--	6	0	0	0	26
1986-87	Cornwall	OHL	46	17	20	37	--	158	--	--	--	--	--	--	5	1	1	2	16
1987-88	Cornwall	OHL	61	11	41	52	--	179	--	--	--	--	--	--	11	2	3	5	33
1988-89	Rochester	AHL	74	11	18	29	4	446	0	0	0	0	72	15.3	--	--	--	--	--
1989-90	**Buffalo**	**NHL**	**27**	**2**	**1**	**3**	**-2**	**99**	**0**	**0**	**0**	**0**	**20**	**10.0**	--	--	--	--	--
	Rochester	AHL	43	2	13	15	-6	335	0	0	1	0	56	3.6	17	1	3	4	115
1990-91	**Buffalo**	**NHL**	**66**	**8**	**8**	**16**	**-11**	**350**	**0**	**0**	**1**	**0**	**54**	**14.8**	**6**	**1**	**1**	**2**	**56**
	Rochester	AHL	8	1	1	2	--	15	0	0	1	0	8	12.5	--	--	--	--	--
1991-92	**Buffalo**	**NHL**	**63**	**5**	**3**	**8**	**-9**	**354**	**0**	**0**	**0**	**0**	**29**	**17.2**	**7**	**0**	**0**	**0**	**2**
1992-93	**Buffalo**	**NHL**	**68**	**3**	**2**	**5**	**-3**	**211**	**1**	**0**	**0**	**0**	**28**	**10.7**	--	--	--	--	--
1993-94	**Buffalo**	**NHL**	**82**	**3**	**4**	**7**	**2**	**274**	**0**	**0**	**0**	**0**	**34**	**8.8**	**7**	**1**	**0**	**1**	**43**
1994-95	**Buffalo**	**NHL**	**47**	**0**	**3**	**3**	**-4**	**173**	**0**	**0**	**0**	**0**	**7**	**0.0**	**5**	**0**	**0**	**0**	**14**
1995-96	**Buffalo**	**NHL**	**71**	**3**	**6**	**9**	**-8**	**287**	**0**	**0**	**0**	**1**	**21**	**14.3**	--	--	--	--	--
1996-97	**Buffalo**	**NHL**	**82**	**7**	**3**	**10**	**3**	**286**	**0**	**0**	**1**	**0**	**45**	**15.6**	**12**	**0**	**1**	**1**	**28**
1997-98	**Buffalo**	**NHL**	**63**	**2**	**4**	**6**	**2**	**234**	**1**	**0**	**1**	**0**	**19**	**10.5**	**10**	**0**	**0**	**0**	**24**
1998-99	**Buffalo**	**NHL**	**76**	**0**	**4**	**4**	**-2**	**261**	**0**	**0**	**0**	**0**	**23**	**0.0**	**5**	**1**	**0**	**1**	**0**
1999-00	**Buffalo**	**NHL**	**69**	**1**	**3**	**4**	**0**	**158**	**0**	**0**	**0**	**0**	**17**	**5.9**	--	--	--	--	--
	NHL Totals		714	34	41	75	-32	2687	2	0	3	1	297	11.4	52	3	2	5	167
	Sabre Totals		714	34	41	75	-32	2687	2	0	3	1	297	11.4	52	3	2	5	167

Multi-Point Games: 1 (1989-90), 3 (1990-91), 0 (1991-92), 1 (1992-93), 0 (1993-94 to 1997-98), 0 (1998-99), 0 (1999-00) **Total: 5**



RAY VS. NHL

Team	GP	G	A	TP	PIM
Anaheim	10	0	0	0	47
Atlanta	3	0	0	0	11
Boston	56	2	1	3	209
Calgary	21	1	1	2	74
Carolina	53	2	3	5	221
Chicago	20	2	1	3	87
Colorado	38	1	3	4	120
Dallas	19	0	2	2	72
Detroit	14	0	3	3	28
Edmonton	20	3	2	5	75
Florida	27	0	1	1	142
Los Angeles	20	2	2	4	70
Montreal	49	1	2	3	311
Nashville	3	0	0	0	12
New Jersey	34	3	0	3	131
N.Y. Islanders	36	1	4	5	139
N.Y. Rangers	31	0	0	0	128
Ottawa	37	3	2	5	91
Philadelphia	31	1	0	1	111
Phoenix	19	1	1	2	54
Pittsburgh	39	2	4	6	108
San Jose	13	0	3	3	46
St. Louis	18	0	1	1	35
Tampa Bay	26	1	2	3	74
Toronto	24	3	2	5	95
Vancouver	20	2	0	2	121
Washington	33	3	1	4	75
NHL Totals	**714**	**34**	**41**	**75**	**2687**

BORN: June 8, 1968; Stirling, Ontario
HEIGHT: 6'0"
WEIGHT: 216
SHOOTS: LEFT
LAST AMATEUR CLUB: Cornwall (OHL)

HOW ACQUIRED: Fifth-round draft choice (97th overall) of Sabres in 1988 Entry Draft.

1999-00: NHL's all-time leader in penalty minutes with one team (2,687)…Sabres all-time leader in penalty minutes (2,687) and games played by right wing (714)...Scored first goal of season @ Toronto (2/26)...Marked first goal since 3/6/98 vs. NY Islanders... Appeared in 700th NHL/career game in 4-1 win vs. Los Angeles (2/19)...Had assist on Brian Holzinger's game-winning goal in 4-2 win vs. Ottawa (2/4)...Led NHL during the calendar year 1999 with 247 penalty minutes...Surpassed Rick Martin for seventh place in Sabres history with 682 games played in 8-1 win vs. Toronto (1/1)...Had assist vs. Detroit (12/28)...Tallied first point of season with assist on Curtis Brown's goal in 5-2 win vs. Washington (11/24)...Moved into 11th place on NHL all-time penalty minutes (surpassing Willi Plett - 2,572) with four PIM's vs. Atlanta (11/20)...Games missed due to injury: 0...Multi-point games: 0…**2000 Playoffs:** Was behind the bench for Game Four as assistant coach in 3-2 (OT) win vs. Philadelphia (4/18)…Did not see action as player in ECQF series vs. Philadelphia.

CAREER: 1998-99: Won NHL's King Clancy Memorial Trophy for leadership and humanitarian contributions to the community...Presented with first annual Seymour H. Knox III & Northrup R. Knox Memorial Award for Community Service (3/29)...Recognized for tireless commitment to charities as recipient of second annual NHL Foundation Player Award (2/17)...Received grant of $25,000 for donation to local charities as part of award...Led NHL in penalty minutes (261) for second time in career...Sabres all-time leader in PIM (2,529), and playoff PIM (167)...Surpassed 2,500 Sabres/NHL career PIM in game at Montreal (4/3)...Returned to action at Ottawa (2/9) after missing one game with bruised knee suffered at Montreal (2/6)...Played in 609th game with Sabres in contest vs. Nashville (1/28), moving ahead of Phil Housley (608) and Lindy Ruff (608) into sole possession of tenth on Sabres' all-time games played list...With pair of penalty minutes vs. St. Louis (1/13) became NHL's all-time leader in penalty minutes with one team, surpassing Tim Hunter's mark of 2,405 (Calgary, 1981-82 to 1991-92)...Played in 600th Sabres/NHL game in 3-2 OT win at Anaheim (1/6)...Missed games from at Tampa Bay (11/29) to at Nashville (12/5) while serving four-game NHL suspension for slew-footing Florida's Alex Hicks (LW)...Played in 585th game with Sabres at Toronto (11/21), moving ahead of Jim Schoenfeld (584) into 12th on team's all-time games played list...Moved ahead of Larry Playfair (577) into sole possession of 13th on Sabres' all-time list of games played while adding assist at Toronto (10/31)...**1999 Playoffs:** Saw first action of Stanley Cup Finals in Game Three vs. Dallas (6/12)...Scored game-winning goal in 5-2 win in Game Four vs. Toronto (5/29), marking first playoff goal since vs. New Jersey (4/23/94)...Surpassed Donald Audette (48) into tenth on Sabres' all-time list of postseason games played in 5-4 win in Game One at Toronto (5/23)...Played in first contest of playoffs in Game One at Boston (5/6)...Did not play in ECQF vs. Ottawa...**1997-98:** Had streak of 151 consecutive games played come to end at Pittsburgh (11/24) after suffering broken thumb vs. N.Y. Islanders (11/22)...Placed on I.R. list (11/23) and underwent surgery (11/26)...Returned to lineup at Anaheim (1/7) after missing 19 games while recovering from surgery...Scored deciding goal in 4-1 win vs. Tampa Bay (1/23) for third game-winning goal of career...Recorded second goal of season (on PP) vs. N.Y. Islanders (3/6)...Assisted on deciding goal in 3-1 win vs. San Jose (3/12)...Took shot that Paul Kruse (LW) deflected in for Sabres' second goal at Detroit (3/29)...**1996-97:** One of four Sabres to play all regular season and playoff games...Established personal best with +3 mark for season...Collected all ten of points in home games....Surpassed 2,000 career penalty minutes plateau for Sabre/NHL career (regular season) vs. Boston (3/17)...Played in 500th Sabres/NHL game at N.Y. Rangers (4/1)...Moved past Danny Gare for 16th on Buffalo's all-time games played list at Boston (4/10)...**1995-96:** Had goals in back-to-back games for only second time in career (2/14/96 vs. L.A. and 2/16/96 vs. N.J.; first time was 3/23/91 at Bos. and 3/24/91 vs. Phi.)...Also scored first game-tying goal of career in 2-2 game vs. New Jersey (2/16)...Played in 400th career game vs. Pittsburgh (2/21)...**1994-95:** Became Sabres' all-time penalty minutes leader in final regular season game vs. New Jersey (5/3)...**1993-94:** Played in 300th Sabre/NHL game vs. Boston (4/1)...**1992-93:** Saw action in 200th Sabre/NHL game vs. Washington (1/27)...**1991-92:** Penalty minute total of 354 set team record (breaking own mark set in 1990-91) and was second-highest in NHL...**1990-91:** Led NHL in penalty minutes...**1989-90:** Scored goal on first NHL shot and added assist at Pittsburgh (10/21), also marking first multi-point game of career...**1988-89:** Total of 446 penalty minutes for Americans set Rochester (AHL) club record.

PERSONAL: Single, enjoys fishing...Holds annual summer golf tournament to benefit March of Dimes…Also works very closely with Make-A-Wish program, Roswell Park Cancer Institute and Children's Hospital.



BORN: October 22, 1974; Topolcany, Slovakia
HEIGHT: 6'3"
WEIGHT: 192
SHOOTS: LEFT
LAST AMATEUR CLUB: Dukla Trencin (Slovak)

HOW ACQUIRED: Acquired on March 18, 1997, from Edmonton in exchange for Barrie Moore and Craig Millar.

1999-00: Set career-highs in assists (34) and points (67)...Had assist (on PP) in 5-0 win @ New Jersey (4/6)...Scored goal in 3-2 win vs. Toronto (4/3)...Had four points in game for third time this season with goal and three assists (1 on GWG) and was +4 in 5-1 win @ Carolina (3/27)...Was 13th multi-point game of season (34th of career)...Scored two goals (1 on PP) in 4-2 win vs. Calgary (3/23)...First goal marked first back-to-back 30 goal seasons since Alexander Mogilny scored 76 in 1992-93 and 32 in 1993-94...Also marked 100th goal as a Sabre... Stopped on third penalty shot attempt this season by Kevin Weekes @ NY Islanders (3/4)...Had assist (on PP) on Curtis Brown's game-tying goal with 3:11 remaining in 3-3 tie @ NY Rangers (3/1)...Assist set new career-high for one season...Scored goal (on PP) and assist (on PP/GWG) in 3-2 win vs. New Jersey (2/21)...Scored empty net goal in 4-1 win vs. Los Angeles (2/19)...Had assist on Jason Woolley's OT winner in 2-1 OT win @ Nashville (2/10)...Scored game's first goal (SH/GWG) in first period and added 100th NHL/career assist in 2-0 win @ Colorado (2/8)...In first all-star appearance, scored goal in third period of 50th Annual All-Star game @ Toronto (2/6)...Tallied goal (while shorthanded) and two assists in 5-0 win @ Anaheim (1/17)...Had six-game point streak (6+8), from 12/28 vs. Detroit to 1/8 @ Ottawa...Scored third career hat trick (1 goal on PP) and added two assists in 7-4 win @ Ottawa (1/8)...Set career-high with five points (1/8) after recording previous high (4) vs. Atlanta (1/4) two games prior...Named to World Team All-Stars (first time in career) after finishing 8th in voting among wingers with 160,301 votes...Had four points vs. Atlanta (1/4) by scoring two goals (1 on PP) and two assists (1 on PP)...Scored the third most goals during the calendar year 1999 with 43 (Jagr - 63, Selanne - 48)...Scored goal vs. Detroit (12/28) and was stopped by Ken Wreggett on second penalty shot attempt of season...Had six-game point streak (4+2), from vs. Chicago (12/10) to vs. Colorado (12/23)...Scored Sabres' first goal :34 into third period in 2-1 win vs. Chicago (12/10)...Goal broke Sabres' shutout streak at 162:29, second longest in team history...Appeared in 200th game as Sabre in scoreless tie vs. Ottawa (12/8)...Had third two-goal game of this season and added assist on Brian Holzinger's shorthanded goal in 5-2 win vs. Washington (11/24)...Assist was 200th NHL/career point...Scored two goals, including one on a penalty shot on Damian Rhodes (GTG) in 5-5 tie @ Atlanta (10/9)...Appeared in first game of season vs. Washington (10/8) after signing multi-year contract (10/5/99)...Games missed due to injury: 0...Multi-point games: 13...**2000 Playoffs:** Led team in scoring in ECQF with five points...Had assist (on PP) in Game Five @ Philadelphia (4/20)...Registered multi-point game with one goal and one assist in 3-2(OT) win vs. Philadelphia in Game Four (4/18)...Scored goal in Game Two @ Philadelphia (4/14)...Scored goal in Game One @ Philadelphia (4/13).

CAREER: 1998-99: Shared Memorial Trophy (MVP award as voted by teammates) with Dominik Hasek...Named NHL's Player of the Week for March 15-21, figuring in all of Sabres' five goals (4+1=5) as team went 2-0 during week...Named NHL's Player of the Week for Feb. 15-21 (4 GP, 4+3=7, NHL-leading +8)...Was first time in career to be awarded NHL Player of the Week...Finished tied for seventh in NHL in goals and fifth in shooting percentage with 19.2%...Eight-game goal scoring streak (12/19/98 to 1/2/99) tied for longest in NHL in 1998-99 (tied with Anaheim's Teemu Selanne), as well as tying club record...Led Sabres in scoring and set season highs in goals (40), assists (26), and points (66)...Scored 40th goal of season (PP/GWG) in 3-0 win vs. Washington (4/18)...First Sabre 40-goal scorer since Pat LaFontaine scored 40 in 1995-96...Scored 100th NHL goal (on PP) in 4-3 OT win vs. Pittsburgh (3/28)...Scored two goals, including first overtime goal as Sabre (on PP), and added assist (on PP) in 3-2 OT win at N.Y. Rangers (3/19)...Scored both goals (1 PP, 1 SH/GWG) in 2-1 win vs. N.Y. Islanders (3/15), becoming first Sabre to reach 30 goals since Pat LaFontaine (40 in 1995-96)...Recorded 26th goal of season (100th point as Sabre) and had assist (on GWG) vs. San Jose (2/19), surpassing season best for goals (prev. best: 25 in 1996-97)...Had nine-game point streak (11+4=15) from vs. Carolina (12/19) to at Anaheim (1/6)...Upped goal streak to eight games (11 goals from 12/19/98 to 1/2/99) while adding one assist (1+1=2) vs. Calgary (1/2), tying Sabres' record for most consecutive games with at least one goal (8 games: Alexander Mogilny, 16 goals from 12/15/92 to 1/3/93; Mike Foligno, 9 goals from 12/28/84 to 1/12/85)...Playing in 100th game with Sabres, recording goal (on PP) and assist at Toronto (10/31)...Agreed to terms with Sabres on new contract (10/8)...**1999 Playoffs:** Recorded goal and assist (on ENG) in 4-2 win in Game Three vs. Toronto (5/27) after missing previous nine playoff games with bruised foot suffered after being hit by puck in Game Three vs. Ottawa (4/25)...Did not play in ECSF vs. Boston...Assisted on first goal, scored to tie game in third period (on PP) and recorded GWG at 10:35 of second OT in 3-2 win in Game Two at Ottawa (4/23)...**1997-98:** Finished second on Sabres in goals (22) and first in points (46)...Was second on team in power-play goals (9)...Assisted on Sabres' second goal in 3-2 win at Anaheim (1/7) for 100th NHL point...Registered second hat trick of career (other: 4/4/97 vs. N.Y.R.) with all three goals in 3-0 win at Washington (3/1)...Tied personal mark for most points (3) in game as Sabre (others: 3+0=3 vs. N.Y.R. 4/4/97, 2+1=3 at Bos. 11/20/97)...Played in 200th NHL game in 3-1 win vs. San Jose (3/12)...Scored Sabres' only goal (on PP) in 1-0 win at Edmonton (3/27), marking fourth game-winning goal of season...Named to Slovakian Olympic hockey team (1998 Nagano, Japan)...Team did not qualify for medal round and did not play in Olympics...Games missed due to injury: 0...Multi-point games: 6...Led Sabres in 1998 playoffs while ranking tied for first in NHL in power-play goals (4) and power-play points (8)...Scored first two goals of postseason career (both on PP) in 6-1 win vs. Philadelphia (4/27) in 1998 playoffs...Tied Sabres' playoff record for power-play goals in one playoff game (2, also done by two others)...Fed pass to Michal Grosek (LW) for series-winning goal (on PP) in OT of Game Five at Philadelphia (5/1)...**1996-97:** Led NHL with 21.0 shooting percentage...Had five-game point-scoring streak from Dec. 27 to Jan. 7 (with Edmonton)...Played in 100th career NHL game at St. Louis (1/7)...Played first game as Sabre at Washington (3/21)...Scored first goal as Sabre at Florida (3/22)...Recorded first career hat trick vs. New York Rangers (4/4)...First player to wear #81 in Sabre history...Missed Game One of Ottawa playoff series with appendicitis episode...**1995-96:** Finished 12th in Calder Trophy voting for Rookie of the Year...NHL Rookie of the Month for March (14 GP, 8+8=16, +10)...Had 11-game point-scoring streak (6+9=15) from Feb. 28 to March 23, which was longest such streak by rookie in Oiler history...Made NHL debut at Philadelphia (10/15) and recorded first point (assist)...Member of Slovakian National Team at 1996 World Championships...**1993-94:** Scored nine goals in eight games (including two hat tricks) while representing Slovakia in 1994 Olympics...Originally a fifth-round selection (111th overall) by Edmonton in 1993 NHL Entry Draft.

PERSONAL: Signed multi-year contract on October 5, 1999.

SATAN VS. NHL

Team	GP	G	A	TP	PIM
Anaheim	14	7	4	11	2
Atlanta	4	4	2	6	0
Boston	20	11	7	18	10
Buffalo	4	2	0	2	4
Calgary	13	6	5	11	6
Carolina	19	9	10	19	10
Chicago	12	6	1	7	2
Colorado	16	5	5	10	6
Dallas	10	2	1	3	2
Detroit	10	2	2	4	4
Edmonton	5	2	1	3	6
Florida	17	5	7	12	8
Los Angeles	16	5	6	11	10
Montreal	19	4	4	8	8
Nashville	4	0	1	1	2
New Jersey	16	7	4	11	4
N.Y. Islanders	16	6	3	9	18
N.Y. Rangers	18	9	7	16	8
Ottawa	19	6	5	11	4
Philadelphia	15	2	5	7	6
Phoenix	10	5	3	8	4
Pittsburgh	17	7	6	13	6
San Jose	14	4	5	9	4
St. Louis	9	1	6	7	6
Tampa Bay	14	4	3	7	2
Toronto	19	7	7	14	4
Vancouver	13	2	3	5	4
Washington	16	8	1	9	8
NHL Totals	**379**	**138**	**114**	**252**	**158**

DEFENSE

Richard SMEHLIK

42

CAREER GAME HIGHS

Goals: 2 (11/24/93 vs. New Jersey; 5/3/95 vs. New Jersey; 10/26/96 vs. Hartford)
Assists: 3 (2/11/94 vs. Montreal; 2/23/94 vs. Anaheim)
Points: 3 (2/11/94 vs. Montreal; 2/23/94 vs. Anaheim; 3/20/94 vs. Ottawa; 10/26/96 vs. Hartford)
Penalty Minutes: 17 (11/22/93 at Ottawa)
Longest Point Streak: 4 games, (three times)

			REGULAR SEASON												PLAYOFFS					
Season	Team	League	GP	G	A	TP	+/-	PIM	PP	SH	GW	GT	S	S%	GP	G	A	TP	PIM	
1988-89	TJ Vitkovice	Czech	38	2	5	7	--	12	--	--	--	--	--	--	--	--	--	--	--	
1989-90	TJ Vitkovice	Czech	51	5	4	9	--	--	--	--	--	--	--	--	--	--	--	--	--	
1990-91	Dukla Jihlava	Czech	58	4	3	7	--	22	--	--	--	--	--	--	--	--	--	--	--	
1991-92	TJ Vitkovice	Czech	47	9	10	19	--	42	--	--	--	--	--	--	--	--	--	--	--	
1992-93	**Buffalo**	**NHL**	**80**	**4**	**27**	**31**	**9**	**59**	**0**	**0**	**0**	**0**	**82**	**4.9**	**8**	**0**	**4**	**4**	**2**	
1993-94	**Buffalo**	**NHL**	**84**	**14**	**27**	**41**	**22**	**69**	**3**	**3**	**1**	**1**	**106**	**13.2**	**7**	**0**	**2**	**2**	**10**	
1994-95	**Buffalo**	**NHL**	**39**	**4**	**7**	**11**	**5**	**46**	**0**	**1**	**1**	**0**	**49**	**8.2**	**5**	**0**	**0**	**0**	**2**	
1995-96	**Buffalo**	**NHL**	- Did Not Play Injured -																	
1996-97	**Buffalo**	**NHL**	**62**	**11**	**19**	**30**	**19**	**43**	**2**	**0**	**1**	**0**	**100**	**11.0**	**12**	**0**	**2**	**2**	**4**	
1997-98	**Buffalo**	**NHL**	**72**	**3**	**17**	**20**	**11**	**62**	**0**	**1**	**0**	**0**	**90**	**3.3**	**15**	**0**	**2**	**2**	**6**	
1998-99	**Buffalo**	**NHL**	**72**	**3**	**11**	**14**	**-9**	**44**	**0**	**0**	**0**	**0**	**61**	**4.9**	**21**	**0**	**3**	**3**	**10**	
1999-00	**Buffalo**	**NHL**	**64**	**2**	**9**	**11**	**13**	**50**	**0**	**0**	**0**	**0**	**67**	**3.0**	**5**	**1**	**0**	**1**	**0**	
	Sabres Totals		**473**	**41**	**117**	**158**	**70**	**373**	**5**	**5**	**3**	**1**	**555**	**7.4**	**73**	**1**	**13**	**14**	**34**	
	NHL Totals		**473**	**41**	**117**	**158**	**70**	**373**	**5**	**5**	**3**	**1**	**555**	**7.4**	**73**	**1**	**13**	**14**	**34**	



SMEHLIK VS. NHL

Team	GP	G	A	TP	PIM
Anaheim	9	0	4	4	6
Atlanta	3	0	0	0	2
Boston	33	2	7	9	20
Calgary	12	1	1	2	6
Carolina	35	6	15	21	22
Chicago	9	1	2	3	4
Colorado	23	1	6	7	20
Dallas	11	0	2	2	6
Detroit	11	1	1	2	8
Edmonton	10	0	2	2	2
Florida	20	2	9	11	20
Los Angeles	11	0	3	3	6
Montreal	34	5	8	13	26
Nashville	3	1	0	1	0
New Jersey	22	5	4	9	8
N.Y. Islanders	21	1	3	4	21
N.Y. Rangers	20	0	3	3	12
Ottawa	29	4	9	13	40
Philadelphia	25	1	7	8	19
Phoenix	11	1	2	3	12
Pittsburgh	32	2	8	10	22
San Jose	10	1	4	5	13
St. Louis	10	0	1	1	10
Tampa Bay	22	3	4	7	12
Toronto	14	0	7	7	22
Vancouver	10	2	2	4	20
Washington	23	1	3	4	14
NHL Totals	**473**	**41**	**117**	**158**	**373**

BORN: January 23, 1970; Ostrava, Czech Republic
HEIGHT: 6'4"
WEIGHT: 222
SHOOTS: LEFT
LAST AMATEUR CLUB: TJ Vitkovice (Czech)

HOW ACQUIRED: Drafted in fifth round (97th overall) by Sabres in 1990.

1999-00: Fifth on Sabres in all-time games played in playoffs (73)…Was team-high +3 in 5-0 win @ New Jersey (4/6)...Was season best +4 in 5-1 win @ Carolina (3/27)...Registered two assists (1 on GWG) in 4-1 win vs. Montreal (3/20)...Was first multi-point game of season and 29th of career...Had assist on Stu Barnes' OT goal in 2-1 win vs. Boston (3/8)...Scored goal and was +2 in 5-2 win @ Florida (2/28)...Returned to action vs. NY Rangers (2/25) after missing previous three games with back spasms...Had assist on Brian Holzinger's game-winning goal in 4-2 win vs. Ottawa (2/4)...Returned to action @ Ottawa (1/8) after missing previous nine games with rib injury suffered vs. Florida (12/17)...Finished with 81,934 votes among defenseman in World Team All-Star voting...Scored game's first goal in 3-2 overtime win @ Tampa Bay (1/28)...Games missed due to injury: 12...Multi-point games: 1…**2000 Playoffs:** Scored first career playoff goal in Game Five @ Philadelphia (4/20).

CAREER: 1998-99: Recorded goal and assist in 2-2 tie at Philadelphia (4/13)...Marked third multi-point game this season (28th of career)...Scored ENG (second ENG of career) in 3-1 win vs. Pittsburgh (4/5)...Played in 400th Sabres/NHL game at Chicago (3/31)...Recorded first goal of season vs. Nashville (1/28)...Returned from I.R. list in 2-0 win vs. N.Y. Rangers (12/11) after missing seven games with bruised quadricep suffered at Toronto (11/21)...Placed on I.R. list (11/21)...Posted back-to-back multi-point games (26th & 27th of career) with two assists in each game vs. Toronto (10/30) and at Toronto (10/31)...First of two assists vs. Maple Leafs (10/30) was 100th in Sabres/NHL career...Missed game vs. Florida (10/16) while serving one-game NHL suspension for high stick on Avalanche's Valeri Kamensky (LW)...Games missed due to injury: 7...Multi-point games: 3...**1999 Playoffs:** Tallied assist in Game Three vs. Dallas (6/12)...Recorded two assists (1 on PP) in 3-2 overtime win in Game One at Dallas (6/8)...Was first multi-point game this postseason (1st of playoff career)...**1997-98:** Played in 300th NHL/Sabres game in loss vs. Detroit (12/23)...Scored unassisted short-handed goal on end-to-end rush, assisted on deciding goal and was +6 in 7-3 win at Tampa Bay (2/2)...Missed two games with wrist injury suffered vs. Boston (2/4) and returned vs. Toronto (2/25)...Returned to lineup at Pittsburgh (3/14) after missing seven games with eye contusion (struck in face with puck) suffered in first period vs. Toronto (2/25)...Placed on I.R. list (2/25)...Named to Czech Republic Olympic hockey team (1998 Nagano, Japan)...Part of team that won gold medal, playing in six games with one assist and four PIMs...**1996-97:** Rebounded from knee surgery, which forced Smehlik to miss all of 1995-96, to post second-best all-around season...Led Sabres defensemen in goals...Sabres were 7-2-1 in games in which Smehlik scored a goal...Assist vs. Pittsburgh (1/29) was 100th career Sabre/NHL point...Had four-game point-scoring streak (1+4=5) end vs. N.Y. Islanders (3/26)...Games missed due to injury: 19...**1995-96:** Missed entire season after undergoing ACL surgery on right knee August 11, 1995...Injury occurred in training session two days earlier...**1994-95:** Had consecutive games played streak end at 97 after missing game at Ottawa (1/28)...Played in 200th Sabre/NHL game at Washington (4/28)...**1993-94:** Led Sabre defensemen in scoring...Sabres' Met Life Player of the Month for February...Was second on team in plus/minus rating with +22 (Craig Muni led with +28)...One of only three Sabres to appear in all 84 of team's regular season games, tying Sabre record for most games played in one season...Goal total of 14 tied for seventh on team's all-time list for one season by defenseman...**1992-93:** Won Fred T. Hunt Memorial Trophy as Sabres' Rookie of the Year.

PERSONAL: Richard and wife, Martina, have daughters named Adela and Jessica...Agreed to terms on multi-year deal on April 2, 1998.

CENTER

Chris TAYLOR

16



CAREER GAME HIGHS

Goals: 2 (11/24/93 vs. New Jersey; 5/3/95 vs. New Jersey; 10/26/96 vs. Hartford)
Assists: 3 (2/11/94 vs. Montreal; 2/23/94 vs. Anaheim)
Points: 3 (2/11/94 vs. Montreal; 2/23/94 vs. Anaheim; 3/20/94 vs. Ottawa; 10/26/96 vs. Hartford)
Penalty Minutes: 17 (11/22/93 at Ottawa)
Longest Point Streak: 4 games, (three times)

REGULAR SEASON

Season	Team	League	GP	G	A	TP	+/-	PIM	PP	SH	GW	GT	S	S%
1992-93	Roanoke	ECHL	5	2	1	3	--	0	--	--	--	--	--	--
	Capital District	AHL	77	19	43	62	--	32	--	--	--	--	--	--
1993-94	Raleigh	ECHL	2	0	0	0	--	0	--	--	--	--	--	--
	Salt Lake	IHL	79	21	20	41	--	38	--	--	--	--	--	--
1994-95	Denver	IHL	78	38	48	86	--	47	--	--	--	--	--	--
	Roanoke	ECHL	1	0	0	0	--	0	--	--	--	--	--	--
	NY Islanders	NHL	10	0	3	3	1	2	0	0	0	0	13	0.0
1995-96	Utah	IHL	50	18	23	41	--	60	--	--	--	--	--	--
	NY Islanders	NHL	11	0	1	1	1	2	0	0	0	0	4	0.0
1996-97	Utah	IHL	71	27	40	67	--	24	--	--	--	--	--	--
	NY Islanders	NHL	1	0	0	0	0	0	0	0	0	0	1	0.0
1997-98	Utah	IHL	79	28	56	84	--	66	--	--	--	--	--	--
1998-99	Boston	NHL	37	3	5	8	-3	12	0	1	0	0	60	5.0
	Providence	AHL	21	6	11	17	--	6	--	--	--	--	--	--
	Las Vegas	IHL	14	3	12	15	--	2	--	--	--	--	--	--
1999-00	Rochester	AHL	49	21	28	49	11	21	13	1	3	1	133	15.8
	Buffalo	**NHL**	**10**	**1**	**1**	**2**	**-2**	**2**	**0**	**0**	**0**	**0**	**15**	**6.7**
	NHL Totals		**70**	**4**	**10**	**14**	**-3**	**18**	**0**	**1**	**0**	**0**	**93**	**4.3**
	Sabre Totals		**10**	**1**	**1**	**2**	**-2**	**2**	**0**	**0**	**0**	**0**	**15**	**6.7**

PLAYOFFS

GP	G	A	TP	PIM
--	--	--	--	--
4	0	1	1	2
--	--	--	--	--
--	--	--	--	--
14	7	6	13	10
--	--	--	--	--
--	--	--	--	--
22	5	11	16	26
--	--	--	--	--
7	1	2	3	0
--	--	--	--	--
4	0	2	2	6
--	--	--	--	--
--	--	--	--	--
--	--	--	--	--
--	--	--	--	--
2	**0**	**0**	**0**	**2**
2	**0**	**0**	**0**	**2**



TAYLOR VS. NHL

Team	GP	G	A	TP	PIM
Anaheim	1	0	0	0	0
Atlanta	--	--	--	--	--
Boston	3	0	0	0	2
Buffalo	3	0	1	1	0
Calgary	--	--	--	--	--
Carolina	4	0	0	0	2
Chicago	--	--	--	--	--
Colorado	3	0	2	2	0
Dallas	1	0	0	0	0
Detroit	4	1	0	1	0
Edmonton	1	0	0	0	0
Florida	4	0	1	1	0
Los Angeles	1	0	0	0	0
Montreal	7	1	0	1	6
Nashville	--	--	--	--	--
New Jersey	2	0	0	0	2
N.Y. Islanders	5	1	0	1	0
N.Y. Rangers	3	0	1	1	0
Ottawa	5	0	2	2	0
Philadelphia	3	0	0	0	0
Phoenix	2	1	0	1	0
Pittsburgh	5	0	1	1	0
San Jose	2	0	0	0	0
St. Louis	--	--	--	--	--
Tampa Bay	4	0	0	0	0
Toronto	1	0	0	0	2
Vancouver	2	0	2	2	0
Washington	4	0	0	0	4
NHL Totals	**70**	**4**	**10**	**14**	**18**

BORN: March 6, 1972; Stratford, Ontario
HEIGHT: 6'1"
WEIGHT: 195
SHOOTS: LEFT
LAST AMATEUR CLUB: London (OHL)

HOW ACQUIRED: Signed as a free agent on August 13, 1999.

1999-00: Recorded assist on Dixon Ward's goal @ Vancouver (3/16)...Recalled from Rochester (3/7)...Appeared in 49 games with Rochester...Led Amerks with 13 power-play goals...Reassigned to Rochester (1/27)...Scored first goal/point as Sabre @ Phoenix (1/20)...Played in first game as Sabre in 7-4 win @ Ottawa (1/8)...Recalled from Rochester on 1/7/00 ...Had hat trick for Rochester (1/5) vs. Louisville in 3-2 win...**2000 Playoffs:** Appeared in first career playoff game in 3-2 (OT) win vs. Philadelphia in Game Four (4/18).

CAREER: 1998-99: Split season between Boston, Providence (AHL), and Las Vegas (IHL)...Signed as free agent with Boston Bruins on July 22, 1998...**1997-98:** Finished 12th in league scoring with 84 points (28+56=84) with Utah (IHL)...**1996-97:** Spent majority of season with Utah (IHL)...Played in one game with N.Y. Islanders...**1995-96:** Appeared in 11 games with Islanders...Won Turner Cup as member of Utah Grizzlies...**1994-95:** Played in ten games with N.Y. Islanders seeing first NHL action...Played in first NHL/career game vs. Florida (1/31)...Recorded first career points with two assists vs. Quebec (4/18)...Won first of back-to-back Turner Cup Championships with Utah (IHL)...**1993-94:** Spent majority of season with Salt Lake (IHL)...Selected by N.Y. Islanders in second round (27th overall) of the 1990 NHL Entry Draft.

PERSONAL: Signed a one-year contract on July 28, 2000...Played with brother, Tim, while with Boston.

LEFT WING

Vladimir TSYPLAKOV

29



CAREER GAME HIGHS

Goals: 2, (several times)
Assists: 3, (several times)
Points: 3, (several times)
Penalty Minutes: 4, (2 times)
Longest Point Streak: 6 games, 6 (3/27/00 to 4/7/00)

REGULAR SEASON / PLAYOFFS

Season	Team	League	GP	G	A	TP	+/-	PIM	PP	SH	GW	GT	S	S%	GP	G	A	TP	PIM
1988-89	Minsk D'Amo	USSR	19	6	1	7	--	4	--	--	--	--	--	--	--	--	--	--	--
1989-90	Minsk D'Amo	USSR	47	11	6	17	--	20	--	--	--	--	--	--	--	--	--	--	--
1990-91	Minsk D'Amo	USSR	28	6	5	11	--	14	--	--	--	--	--	--	--	--	--	--	--
1991-92	Minsk D'Amo	CIS	29	10	9	19	--	16	--	--	--	--	--	--	--	--	--	--	--
1992-93	Detroit	ColHL	44	33	43	76	--	20	--	--	--	--	--	--	6	5	4	9	6
	Indianapolis	IHL	11	6	7	13	--	4	--	--	--	--	--	--	5	1	1	2	2
1993-94	Fort Wayne	IHL	63	31	32	63	--	51	--	--	--	--	--	--	14	6	8	14	16
1994-95	Fort Wayne	IHL	79	38	40	78	--	39	--	--	--	--	--	--	4	2	4	6	2
1995-96	Los Angeles	NHL	25	5	5	10	1	4	0	0	0	--	40	12.5	--	--	--	--	--
	Las Vegas	IHL	9	5	6	11	--	4	--	--	--	--	--	--	--	--	--	--	--
1996-97	Los Angeles	NHL	67	16	23	39	8	12	1	0	2	--	118	13.6	--	--	--	--	--
1997-98	Los Angeles	NHL	73	18	34	52	15	18	2	0	1	--	113	15.9	4	0	1	1	8
	Belarus	Olympics	5	1	1	2	--	2	--	--	--	--	--	--	--	--	--	--	--
1998-99	Los Angeles	NHL	69	11	12	23	-7	32	0	2	2	--	111	9.9	--	--	--	--	--
1999-00	Los Angeles	NHL	29	6	7	13	6	4	1	0	1	0	30	20.0	--	--	--	--	--
	Buffalo	**NHL**	**34**	**6**	**13**	**19**	**17**	**10**	**0**	**0**	**1**	**0**	**46**	**13.0**	**5**	**0**	**1**	**1**	**4**
	NHL Totals		**295**	**62**	**94**	**156**	**40**	**80**	**4**	**2**	**7**	**0**	**458**	**13.5**	**9**	**0**	**2**	**2**	**12**
	Sabre Totals		**34**	**6**	**13**	**19**	**17**	**10**	**0**	**0**	**1**	**0**	**46**	**13.0**	**5**	**0**	**1**	**1**	**4**



TSYPLAKOV VS. NHL

Team	GP	G	A	TP	PIM
Anaheim	14	2	5	7	2
Atlanta	1	0	0	0	0
Boston	7	1	0	1	0
Buffalo	6	0	4	4	0
Calgary	17	5	7	12	10
Carolina	7	3	1	4	4
Chicago	12	3	7	10	4
Colorado	21	6	3	9	4
Dallas	14	4	1	5	2
Detroit	13	2	5	7	4
Edmonton	20	5	7	12	2
Florida	11	0	2	2	8
Los Angeles	1	1	2	3	0
Montreal	9	0	1	1	2
Nashville	3	1	0	1	0
New Jersey	8	2	5	7	2
N.Y. Islanders	9	2	5	7	2
N.Y. Rangers	7	1	3	4	2
Ottawa	6	0	1	1	2
Philadelphia	7	1	0	1	2
Phoenix	16	4	4	8	6
Pittsburgh	8	3	2	5	2
San Jose	17	5	7	12	4
St. Louis	14	2	3	5	2
Tampa Bay	10	2	4	6	2
Toronto	11	2	4	6	4
Vancouver	18	4	10	14	6
Washington	8	1	1	2	2
NHL Totals	**295**	**62**	**94**	**156**	**80**

BORN: April 18, 1969; Inta, Russia
HEIGHT: 6'1"
WEIGHT: 210
SHOOTS: LEFT
LAST AMATEUR CLUB: Minsk D'Amo (USSR)

HOW ACQUIRED: Buffalo's first-round choice (7th overall) in 1996 NHL Entry Draft.

1999-00: Led team in plus/minus with +23 and was plus or even in 33-of-34 games since joining Sabres ... Had six-game point streak (1+5=6) from 3/27 @ Carolina to vs. Pittsburgh (4/6) ... Had assist on Michael Peca's game-winning goal in 2-0 win @ Montreal (4/1) ... Scored goal in third period in 5-1 win @ Carolina (3/27) ... Recorded two assists (1 on PP) in 5-1 win @ Calgary (3/18) ... Was fourth multi-point game with Sabres ... Scored two goals @ NY Islanders (3/4) ... Marked first multi-goal with Sabres game tying career-high (2), now done six times ... Recorded goal and assist in 3-3 tie @ NY Rangers (3/1) ... Scored game-winning goal and added a pair of assists in 4-1 win vs. Los Angeles ... Goal was first as Sabre ... Registered assist (on PP) in 4-2 win vs. Ottawa (2/4) ... Recorded first point as Sabre with assist on Michael Peca's goal in 2-2 tie vs. Anaheim (2/1) ... Played first career game with Buffalo in 2-1 win vs. Tampa Bay (1/25) ... With Los Angeles Kings: ... Registered three-point game (2+1=3) for the fourth time in his career in 5-2 win vs. Colorado (11/11) ... Recorded first point of the season (assist) on Oct. 15 at Calgary.

CAREER: 1998-99: Finished seventh on the team in scoring with 23 (11+12) points...Had his fourth career two goal game 4/8 vs. San Jose in a 3-2 win...two of 11 goals on the season were scored short handed (2nd on team)...had four game goal streak form 11/7 to 11/12 which was the longest by a King on season...averaged 16 minutes of ice time which ranked fifth among King forwards...played in 200th NHL in 3-2 win vs. Colorado 1/2...Missed 12 games with a knee sprain after playing first 56 games of the season...**1997-98:** Established new career highs in goals (18), assists (34) and points... Finished third on the Kings in overall scoring...Recorded 100th NHL point with an assist 4/15 vs. Vancouver...Was second on Kings with +15 rating...**1996-97:** Finished third on Kings in scoring with 39 points (16+23)..Shared team lead in plus/minus with a +8 rating (Dimitri Khristich)...**1995-96:** Began the season with the Las Vegas Thunder (IHL) before being signed by the Kings 11/5/95...Made Kings debut 11/7 at St. Louis...Scored first NHL goal 11/11 vs. Pittsburgh...Had shoulder surgery 12/14 and missed most of the remainder of the season...**1994-95:** Led Fort Wayne (IHL) in goals (38) and points (38+40=78)...Also led team in playoff scoring with six points (2+4)...**1993-94:** Finished fourth in scoring for Fort Wayne () and fifth in goals...**1992-93:** Led the Detroit Falcons of the Colonial League in scoring with 78 points while playing in only 22 of the club's 60 games...was tied for ninth in league scoring...Named Colonial League first team All-Star at right wing.

PERSONAL: Played with Belarus in 1999 World Championship and 1998 Olympics...Originally Kings third-round choice (59th overall) in 1995 Entry Draft.

RIGHT WING

Vaclav VARADA

25

CAREER GAME HIGHS

Goals: 2 (done 3 times)
Assists: 3, (2/19/00 vs. Los Angeles)
Points: 3 (4/3/98 vs. Boston, 2/19/00 vs. Los Angeles)
Penalty Minutes: 6 (4/9/00 at Washington)
Longest Point Streak: 5 games, 3+3=6 (3/31/00 to 4/7/00)

REGULAR SEASON / PLAYOFFS

Season	Team	League	GP	G	A	TP	+/-	PIM	PP	SH	GW	GT	S	S%	GP	G	A	TP	PIM
1992-93	Vitkovice	Czech	1	0	0	0	--	--	--	--	--	--	--	--	--	--	--	--	--
1993-94	Vitkovice	Czech	24	6	7	13	--	--	--	--	--	--	--	--	--	--	--	--	--
1994-95	Tacoma	WHL	68	50	38	88	--	108	--	--	--	--	--	--	5	1	1	2	--
	Czech	WJC-A	7	6	4	10	--	25	--	--	--	--	--	--	4	4	3	7	11
1995-96	Kelowna	WHL	59	39	46	85	--	100	--	--	--	--	--	--	--	--	--	--	--
	Czech	WJC-A	6	5	1	6	--	8	--	--	--	--	--	--	6	3	3	6	16
	Rochester	AHL	5	3	0	3	--	4	--	--	--	--	--	--	--	--	--	--	--
	Buffalo	**NHL**	**1**	**0**	**0**	**0**	**0**	**0**	**0**	**0**	**0**	**0**	**2**	**0.0**	--	--	--	--	--
1996-97	Rochester	AHL	53	23	25	48	8	81	3	1	3	--	180	12.8	--	--	--	--	--
	Buffalo	**NHL**	**5**	**0**	**0**	**0**	**0**	**2**	**0**	**0**	**0**	**0**	**2**	**0.0**	10	1	6	7	27
1997-98	Rochester	AHL	45	30	26	56	20	74	14	2	2	--	160	18.8	--	--	--	--	--
	Buffalo	**NHL**	**27**	**5**	**6**	**11**	**0**	**15**	**0**	**0**	**1**	**1**	**27**	**18.5**	--	--	--	--	--
1998-99	**Buffalo**	**NHL**	**72**	**7**	**24**	**31**	**11**	**61**	**1**	**0**	**1**	**0**	**123**	**5.7**	**15**	**3**	**4**	**7**	**18**
1999-00	**Buffalo**	**NHL**	**76**	**10**	**27**	**37**	**12**	**62**	**0**	**0**	**0**	**0**	**140**	**14.0**	**21**	**5**	**4**	**9**	**14**
	NHL Totals		**181**	**22**	**57**	**79**	**23**	**140**	**1**	**0**	**2**	**1**	**294**	**7.5**	**5**	**0**	**0**	**0**	**8**
	Sabre Totals		**181**	**22**	**57**	**79**	**23**	**140**	**1**	**0**	**2**	**1**	**294**	**7.5**	**41**	**8**	**8**	**16**	**40**
															41	**8**	**8**	**16**	**40**

Multi-Point Games: 0 (1995-96), 0 (1996-97), 1 (1997-98), 6 (1998-99), 7 (1999-00) **Total: 14**



VARADA VS. NHL

Team	GP	G	A	TP	PIM
Anaheim	4	3	2	5	6
Atlanta	3	0	2	2	0
Boston	11	3	3	6	10
Calgary	3	2	0	2	2
Carolina	9	2	1	3	6
Chicago	4	0	0	0	2
Colorado	4	0	2	2	2
Dallas	5	0	2	2	0
Detroit	5	0	1	1	6
Edmonton	3	0	1	1	2
Florida	10	1	4	5	6
Los Angeles	5	1	5	6	9
Montreal	12	5	6	44	6
Nashville	4	1	2	3	2
New Jersey	10	0	4	4	4
N.Y. Islanders	8	0	2	2	4
N.Y. Rangers	9	1	5	6	10
Ottawa	14	0	3	3	8
Philadelphia	10	0	1	1	12
Phoenix	4	0	0	0	2
Pittsburgh	10	1	3	4	12
San Jose	2	0	1	1	0
St. Louis	4	2	0	2	2
Tampa Bay	7	0	3	3	7
Toronto	9	0	2	2	8
Vancouver	3	0	0	0	2
Washington	9	0	2	2	10
NHL Totals	**181**	**22**	**57**	**79**	**140**

BORN: April 26, 1976; Vsetin, Czech Republic
HEIGHT: 6'0"
WEIGHT: 214
SHOOTS: LEFT
LAST AMATEUR CLUB: Kelowna (WHL)

HOW ACQUIRED: Acquired by Sabres on November 16, 1995, along with Martin Spanhel, Philadelphia's fourth-round choice in 1996 NHL Entry Draft (Mike Martone), and first-round choice in 1996 (later traded to Winnipeg - selection used on Daniel Briere) from San Jose in exchange for Doug Bodger.

1999-00: Set career-high in goals (10), assists (27) and points (37) this season...Had career-long five-game point streak (3+3=6), began 3/31 vs. Carolina and finished with goal vs. Pittsburgh (4/7)...Scored fourth career empty-net goal and added assist on Michael Peca's game-winner in 2-0 win @ Montreal (4/1)...Was seventh multi-point game of season (14th of career)...Scored third career empty-net goal and added assist in 5-1 win vs. Montreal (3/20)...Tied career-high with two goals in 5-1 win @ Calgary (3/18)...Had assist on Stu Barnes' overtime goal in 2-1 win vs. Boston (3/8)...Recorded two assists in 3-3 tie @ NY Rangers (3/1)...Set career-high with three assists in 4-1 win vs. Los Angeles (2/19)...Scored first Sabre goal in 2-1 OT win @ Nashville (2/10)...Returned to action vs. Ottawa (1/28) after missing previous three games with perforated ear drum after being hit with puck @ Los Angeles (1/18)...Tied career-highs in goals and points in 5-0 win @ Anaheim with two goals and assist...Tallied assist on Jason Woolley's game-winner (on PP) in 3-1 win @ Dallas (11/3)...Registered two assists in 3-2 OT win vs. Florida (10/29)...Agreed to terms on a multi-year contract (9/24)...Games missed due to injury: 4...Multi-point games: 7...**2000 Playoffs:** Appeared in all five games of ECQF series vs. Philadelphia.

CAREER: 1998-99: In 100th Sabres/NHL game, recorded assist (on GWG) in 3-1 win vs. Florida (4/9)...Recorded assist on Dixon Ward's (R/LW) OT goal in 4-3 win vs. Pittsburgh (3/28)...Returned to action and recorded assist (on PP/GWG) vs. Dallas (3/5), after missing ten games with sprained ankle suffered at Ottawa (2/9)...On I.R. list (2/9/99 to 3/4/99)...Registered career best for assists in game with two vs. N.Y. Rangers (11/25)...Assisted on Sabres' third score and netted GWG at Montreal (10/17), marking second GWG of career...**1999 Playoffs:** Scored goal (on PP) in 4-2 series-clinching win in Game Five at Toronto (5/31)...Recorded game's initial goal in 5-4 win in Game One at Toronto (5/23)...Set career high for points in playoff game by figuring in three of Sabres' four goals (2+1=3) in Game Four win vs. Ottawa (4/27)...Had assist on Sabres' first goal in 2-1 win in Game One at Ottawa (4/21)...**1997-98:** Recorded first NHL point (assist) by feeding pass to Donald Audette (RW) for Sabres' lone goal in 1-0 win vs. Montreal (12/19)...Recorded first goal of NHL career by netting game-tying score (14:36 of 3rd period) just five seconds after Blues posted go-ahead goal in 3-3 tie vs. St. Louis (1/27)...Set career single-game highs for goals (2, including GWG) and points (2+1=3) in 5-4 win vs. Boston (4/3)...Finished tied for third in points and second in goals among NHL rookie scorers during 1998 playoffs (3+4=7)...Several times during season was assigned and recalled from AHL affiliate Rochester: originally assigned (9/27) and recalled (12/14); assigned (1/16) and recalled (1/19), assigned (2/8) and later recalled (3/23)...Named AHL All-Star (1/20) and was second in scoring for AHL affiliate Rochester (30+26=56)...**1996-97:** Appeared in AHL All-Star Game representing World Team...Named Bauer AHL Rookie of Month for April (8 GP, 4+3=7)...Made team out of training camp, but was reassigned to Rochester after playing first game at Edmonton (10/4)...Recalled (1/28) and played three consecutive games before breaking left hand vs. Washington (2/2)...Sent back to Rochester (3/14) for remainder of season...**1995-96:** Made NHL debut in regular season finale vs. Hartford (4/14)...Participated in 1996 World Junior Championships...**1994-95:** Led Tacoma in goals and points...Played on Czech Republic team in World Junior Championships in Alberta (6 goals and 4 assists in 7 games)...**1993-94:** Represented Czech Republic at European Junior Championships (3 goals and 3 assists in 5 games)...Originally San Jose's fourth-round pick (89th overall) in 1994 NHL Entry Draft.

PERSONAL: Name is pronounced VAHT-slav Vuh-RAH-da.

DEFENSE

Rhett WARRENER

4



CAREER GAME HIGHS

Goals: 1, (several times)
Assists: 2, (three times)
Points: 2, (three times)
Penalty Minutes: 17, (twice) (4/10/96 vs. Tampa Bay)
Longest Point Streak: none

REGULAR SEASON / PLAYOFFS

Season	Team	League	GP	G	A	TP	+/-	PIM	PP	SH	GW	GT	S	S%	GP	G	A	TP	PIM
1991-92	Saskatoon	WHL	2	0	0	0	--	0	--	--	--	--	--	--	--	--	--	--	--
1992-93	Saskatoon	WHL	68	2	17	19	--	100	--	--	--	--	--	--	9	0	0	0	14
1993-94	Saskatoon	WHL	61	7	19	26	--	131	--	--	--	--	--	--	16	0	5	5	33
1994-95	Saskatoon	WHL	66	13	26	39	--	137	--	--	--	--	--	--	10	0	3	3	6
1995-96	Florida	NHL	28	0	3	3	4	46	0	0	0	0	19	0.0	21	0	3	3	10
	Carolina	AHL	9	0	0	0	--	4	--	--	--	--	--	--	--	--	--	--	--
1996-97	Florida	NHL	62	4	9	13	20	88	1	0	1	0	58	6.9	5	0	0	0	0
1997-98	Florida	NHL	79	0	4	4	-16	99	0	0	0	0	66	0.0	--	--	--	--	--
1998-99	Florida	NHL	48	0	7	7	-1	64	0	0	0	0	33	0.0	--	--	--	--	--
	Buffalo	**NHL**	**13**	**1**	**0**	**1**	**3**	**20**	**0**	**0**	**0**	**0**	**11**	**9.1**	**20**	**1**	**3**	**4**	**32**
1999-00	**Buffalo**	**NHL**	**61**	**0**	**3**	**3**	**18**	**89**	**0**	**0**	**0**	**0**	**68**	**0.0**	**5**	**0**	**0**	**0**	**2**
	NHL Totals		**291**	**5**	**26**	**31**	**28**	**406**	**1**	**0**	**1**	**0**	**255**	**2.0**	**51**	**1**	**6**	**7**	**44**
	Sabre Totals		**74**	**1**	**3**	**4**	**21**	**109**	**0**	**0**	**0**	**0**	**79**	**1.3**	**25**	**1**	**3**	**4**	**34**

Multi-Point Games: 1 (1998-99), 0 (1999-00) **Total: 1 (0 - with Sabres)**



WARRENER VS. NHL

Team	GP	G	A	TP	PIM
Anaheim	6	0	0	0	2
Atlanta	2	0	0	0	11
Boston	14	1	2	3	36
Buffalo	12	0	0	0	0
Calgary	8	0	1	1	11
Carolina	17	0	3	3	15
Chicago	8	0	2	2	21
Colorado	9	0	1	1	21
Dallas	5	0	0	0	2
Detroit	7	0	0	0	0
Edmonton	5	0	0	0	14
Florida	4	0	0	0	0
Los Angeles	7	0	0	0	13
Montreal	14	1	0	1	15
Nashville	3	0	0	0	2
New Jersey	15	0	2	2	14
N.Y. Islanders	20	2	1	3	11
N.Y. Rangers	15	0	0	0	29
Ottawa	16	1	2	3	32
Philadelphia	16	0	1	1	34
Phoenix	7	0	2	2	14
Pittsburgh	18	0	2	2	25
San Jose	8	0	1	1	12
St. Louis	7	0	1	1	8
Tampa Bay	17	0	2	2	27
Toronto	9	0	1	1	23
Vancouver	7	0	0	0	2
Washington	15	0	2	2	12
NHL Totals	**291**	**5**	**26**	**31**	**406**

BORN: January 27, 1976; Shaunavon, Saskatchewan
HEIGHT: 6'1"
WEIGHT: 206
SHOOTS: RIGHT
LAST AMATEUR CLUB: Saskatoon (WHL)

HOW ACQUIRED: Acquired from Florida on March 23, 1999, along with Panthers' fifth-round draft pick in 1999 in exchange for Mike Wilson (D).

1999-00: Finished first among team defensemen with +18...Recorded five hits and two blocked shots in 3-2 win vs. Toronto (4/3)...Registered assist vs. Carolina (3/31)...Returned to action in 4-2 win vs. NY Islanders (3/12) after missing previous eight games with groin injury...Placed on I.R. with groin injury (2/24)...Returned to action @ Boston (1/13) after missing previous four games with strained hip muscle suffered vs. Toronto (1/1)...Registered assist on Geoff Sanderson's game-winning goal in 2-1 win vs. Colorado (12/23)...Received game misconduct in second period (third man in) in 6-2 win vs. Boston (11/10)...Returned to action vs. NY Islanders (11/6) after missing previous two games with shoulder injury suffered @ Boston (10/30)...Returned to action vs. Nashville (10/20) after missing previous two games with ankle injury suffered in Game Five of 1999 Stanley Cup Finals...Signed multi-year deal on 10/13/99...Games missed due to injury: 16...Multi-point games: 0...**2000 Playoffs:** Appeared in all five ECQF games vs. Philadelphia.

CAREER: 1998-99: Scored first goal as Sabre in 4-3 win at N.Y. Islanders (4/6)...Also marked first overall goal since with Florida vs. Ottawa (3/27/97)...Recorded 300th career PIM at Chicago (3/31)...Made Sabre debut at Detroit (3/24)...Acquired from Florida (3/23) along with Panthers' fifth-round draft pick in 1999 in exchange for Mike Wilson (D)...With Florida: Tallied two assists with Panthers and was season-high +3 vs. Phoenix (2/20)...Played in 200th NHL game at Ottawa (2/11)...Tallied fourth assist of season vs. Pittsburgh (1/2), matching point total from entire 1997-98 season...Returned to lineup at Buffalo (12/2) after missing 12 games with strained groin...Games missed due to injury: 12...Multi-point games: 1...**1999 Playoffs:** Finished third in NHL plus/minus rating with +12...Missed Game Six vs. Dallas (6/19) with broken foot suffered in fight with Derian Hatcher after time expired in Game Five at Dallas (6/17)...Recorded two assists (1, while SH/ENG) in 4-2 win in Game Five at Toronto (5/31/99)...Was first career multi-point game in postseason...Returned for Game Two at Toronto (5/25) despite suffering bruised hip in Game One (5/23)...Scored first playoff goal of career, tying game in third period of eventual 3-2 win in Game Three vs. Boston (5/12)...Played in first postseason game with Sabres in Game One at Ottawa (4/21) and had assist on Buffalo's first goal of game...**1997-98:** Played in 100th NHL game at Boston (10/25)...Recorded 11 major penalties to finish sixth on Panthers with 99 PIM...**1996-97:** Appeared in 62 games with Florida...Missed four games (10/23-10/29) with strained groin...Missed 10 more games (12/23/96-1/15/97) with re-injured groin...Recorded two assists in 3-1 win at Chicago (12/20)...Marked first career multi-point game...Scored first career goal and added assist in 4-1 win at Boston (1/23)...**1995-96:** Appeared in 28 games with Florida...Also played with Canadian Junior Team (won gold medal) and Carolina Monarchs (AHL)...Made NHL debut with Florida (10/7) at New Jersey...One of three 19 year-olds on Panther defense (Ed Jovanovski, David Nemirovsky)...Recorded first NHL point (assist) in 5-2 win at San Jose (1/8)...Played in 21 of 22 playoff games with Panthers...Played first three games of Stanley Cup Finals before missing game Four with Strained groin...Recorded an assist in three staright playoff games (5/14-5/20)...Spent four years with Saskatoon Blades (WHL)...Sakatoon's Rookie of the Year in 1992-93...Florida's second-round draft choice (27th overall) in 1994.

PERSONAL: Signed multi-year deal on October 13, 1999.

DEFENSE

Jason WOOLLEY

5

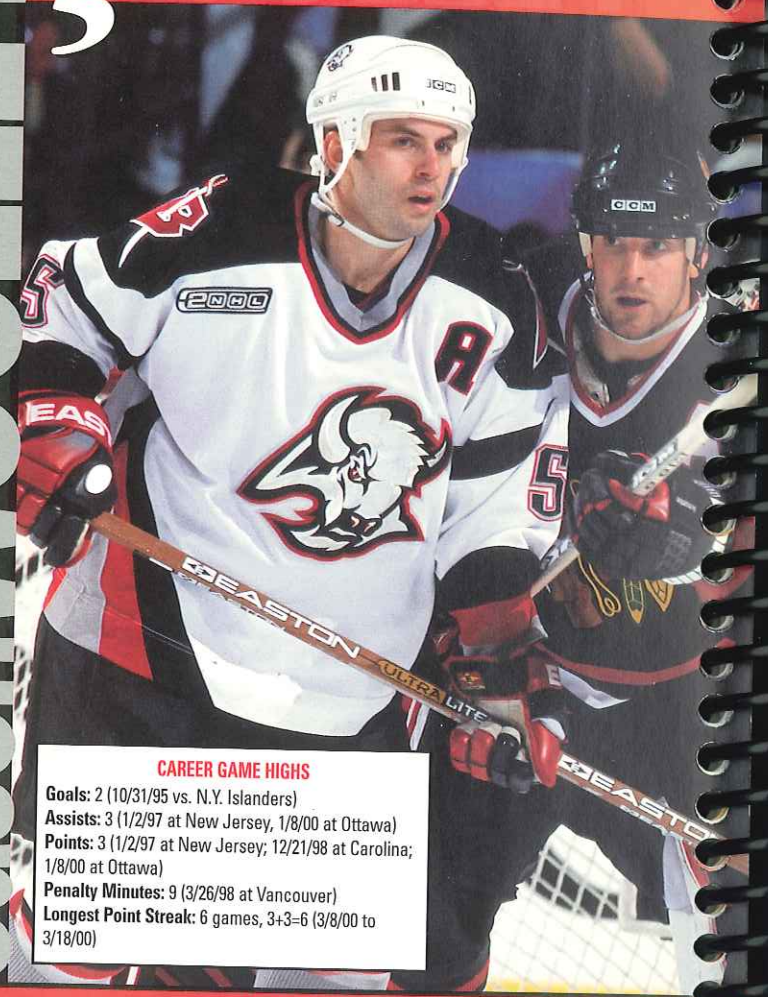

CAREER GAME HIGHS

Goals: 2 (10/31/95 vs. N.Y. Islanders)
Assists: 3 (1/2/97 at New Jersey, 1/8/00 at Ottawa)
Points: 3 (1/2/97 at New Jersey; 12/21/98 at Carolina; 1/8/00 at Ottawa)
Penalty Minutes: 9 (3/26/98 at Vancouver)
Longest Point Streak: 6 games, 3+3=6 (3/8/00 to 3/18/00)

REGULAR SEASON / PLAYOFFS

Season	Team	League	GP	G	A	TP	+/-	PIM	PP	SH	GW	GT	S	S%	GP	G	A	TP	PIM
1988-89	Michigan State	CCHA	47	12	25	37	--	26	--	--	--	--	--	--	--	--	--	--	--
1989-90	Michigan State	CCHA	45	10	38	48	--	26	--	--	--	--	--	--	--	--	--	--	--
1990-91	Michigan State	CCHA	40	15	44	59	--	24	--	--	--	--	--	--	--	--	--	--	--
1991-92	Canada	Nat-Tm	60	14	30	44	--	36	--	--	--	--	--	--	--	--	--	--	--
	Baltimore	AHL	15	1	10	11	--	6	--	--	--	--	--	--	--	--	--	--	--
	Washington	NHL	1	0	0	0	1	0	0	0	0	0	2	0.0	--	--	--	--	--
1992-93	Washington	NHL	26	0	2	2	3	10	0	0	0	0	11	0.0	--	--	--	--	--
	Baltimore	AHL	29	14	27	41	--	22	--	--	--	--	--	--	1	0	2	2	0
1993-94	Washington	NHL	10	1	2	3	2	4	0	0	0	0	15	6.7	4	1	0	1	4
	Portland	AHL	41	12	29	41	--	14	--	--	--	--	--	--	9	2	2	4	4
1994-95	Detroit	IHL	48	8	28	36	--	38	--	--	--	--	--	--	--	--	--	--	--
	Florida	NHL	34	4	9	13	-1	18	1	0	0	1	76	5.3	--	--	--	--	--
1995-96	Florida	NHL	52	6	28	34	-9	32	3	0	0	0	98	6.1	13	2	6	8	14
1996-97	Florida	NHL	3	0	0	0	1	2	0	0	0	0	7	0.0	--	--	--	--	--
	Pittsburgh	NHL	57	6	30	36	3	28	2	0	1	0	79	7.6	5	0	3	3	0
1997-98	**Buffalo**	**NHL**	**71**	**9**	**26**	**35**	**8**	**35**	**3**	**0**	**2**	**1**	**129**	**7.0**	**15**	**2**	**9**	**11**	**12**
1998-99	**Buffalo**	**NHL**	**80**	**10**	**33**	**43**	**16**	**62**	**4**	**0**	**2**	**1**	**154**	**6.5**	**21**	**4**	**11**	**15**	**10**
1999-00	**Buffalo**	**NHL**	**74**	**8**	**25**	**33**	**14**	**52**	**2**	**0**	**2**	**0**	**113**	**7.1**	**5**	**0**	**2**	**2**	**2**
	NHL Totals		**408**	**44**	**155**	**199**	**38**	**243**	**15**	**0**	**7**	**3**	**684**	**6.4**	**63**	**9**	**31**	**40**	**42**
	Sabre Totals		**225**	**27**	**84**	**111**	**38**	**149**	**9**	**0**	**6**	**2**	**396**	**6.8**	**41**	**6**	**22**	**28**	**24**

Multi-Point Games: 0 (1991-92), 0 (1992-93), 0 (1993-94), 2 (1994-95), 8 (1995-96), 7 (1996-97), 7 (1997-98), 11 (1998-99), 5 (1999-00) **Total: 40 (23 with Sabres).**



BORN: July 27, 1969; Toronto, Ontario
HEIGHT: 6'0"
WEIGHT: 200
SHOOTS: LEFT
LAST AMATEUR CLUB: Michigan State (CCHA)

HOW ACQUIRED: Acquired from Pittsburgh on September 24, 1997, in exchange for 1998 fifth-round draft choice (Robert Scuderi).

1999-00: Led defensemen in scoring for second straight season with 33 points...Left game vs. Pittsburgh (4/7) with thigh injury...Scored goal (on PP) and added assist in 5-0 win @ New Jersey (4/6)...Was fifth multi-point game of season (40th of career)...Had career-high six-game point streak (3+3) snapped vs. Montreal (3/20)...Streak included goals in three straight, followed by assists in three straight...Marked longest point streak by defenseman since Alexei Zhitnik's six-game streak (2+5=7) from 3/24/98 to 4/3/98...Scored goal vs. NY Islanders (3/10)...Returned to action and scored first Sabres goal (on PP) in 2-1 OT win vs. Boston (3/8) after missing previous two games with flu...Scored first-career regular season OT-winner in 2-1 win @ Nashville (2/10)...Assisted on James Patrick's game-winning goal in 1-0 win vs. Ottawa (1/28)...Had three-game point streak (0+6) snapped @ Boston (1/13)...Tallied three assists (1 on PP) in 7-4 win @ Ottawa (1/8), tying career marks for assists and points in one game...Scored goal in 2-2 tie @ NY Islanders (12/18)...Returned to action with two assists (on PP, GWG) in 5-2 win vs. Washington (11/24) after missing previous four games with rib injury suffered @ Tampa Bay (11/12)...Was game's first star with two assists (1 on PP, 1 on GWG) in 6-2 win vs. Boston (11/10)...Returned to action vs. NY Islanders (11/6) after missing previous game @ Chicago (11/4) with hip injury suffered @ Dallas (11/3)...Scored game-winning goal (on PP) and added an assist in 3-1 win @ Dallas (11/3)...Named Alternate Captain to begin the 1999-2000 season…Games missed due to injury/illness: 7...Multi-point games: 5…**2000 Playoffs:** Became Sabres all-time leading scoring defensemen with assist on Curtis Brown's PP goal in Sabres 3-2 (OT) win vs. Philadelphia in Game Four...Now has 28 playoff points as a Sabre (6+22)…Had assist in Game Two @ Philadelphia (4/14).

CAREER: 1998-99: Presented with Tim Horton Memorial Award (player whose performance is far superior to public recognition) for first time...Set career marks in goals (10), assists (33), and points (43)...Led Sabres in assists...Returned to action with goal and assist (on PP/GWG) in 3-0 win vs. Washington (4/18)...Recorded goal (PP) and assist in 3-1 win vs. Florida (4/9), tying career high for goals in one season (9 goals in 1997-98)...Scored GWG in 3-1 win vs. Pittsburgh (4/5), setting career mark for points in one season (prev. best: 36 pts. in 1996-97 with Pit.)...Recorded goal and assist vs. Edmonton (3/3)...Scored GTG with 3:14 left in third period and recorded assist in 2-2 tie at Calgary (2/24)...Played in 300th NHL game in 4-1 win vs. Los Angeles (1/30)…Played in 100th game with Sabres in 2-0 win vs. Tampa Bay (12/23)...Tied career high for points in one game (3 assists, 1/2/97 at N.J.) with goal and two assists (both on PP) in 4-1 win at Carolina (12/21)...Recorded 100th assist of NHL career (on PPG) at N.Y. Islanders (10/24)...**1999 Playoffs:** Tied teammate Alexei Zhitnik for first place in points by a defenseman (4+11=15)...Tallied assist (on PP) in Game Two at Dallas (6/10), tying Gilbert Perreault's mark (11 in 1980) for assists in one playoff year...Scored first career overtime goal in 3-2 win in Game One at Dallas (6/8), tying Mike Ramsey's record for most goals by Sabres' defenseman in one playoff year (4 in 1983)…**1997-98:** Finished first on team in power-play points with 21...Played in first regular-season game as Sabre at St. Louis (10/1), but suffered hairline fracture of thumb...Placed on I.R. (10/2) and returned to action at Phoenix (10/26) after missing nine games (starting at Wash., 10/3)...Recorded first points as Sabre with two assists (1 on PP) vs. New Jersey (11/15)...Registered back-to-back multi-point games with two assists (1 on PP) vs. Anaheim (12/3) followed by goal (first as Sabre) and assist vs. Tampa Bay (12/5)...Played in 200th NHL game at Ottawa (12/6)...Recorded 100th NHL point with assist vs. Carolina (12/12)...Finished 1998 playoffs tied for third on NHL's list of defensive scoring leaders (11 pts., with 7 on PP)...**1996-97:** Traded to Pittsburgh from Florida with Stu Barnes for Chris Wells (on 11/19)...Played in three games with Florida prior to trade...Recorded 36 points (6+30) in 57 games with Penguins, establishing career-highs in assists and points...Recorded 15 (2+13) of 36 points on power play...Scored all six of goals on road...Recorded three assists at New Jersey (1/2), establishing single-game highs for assists and points...Had season-high four-game point streak (2/1 to 2/8, 0+6=6)...Games missed due to injury: 6...Played in all five playoff games vs. Philadelphia...Tied for third on team in playoff scoring (3) and tied for second in assists (3)...Also tied for team lead in points among defenseman...**1995-96:** Finished second among Florida defenseman with 34 points (6+28) in just 52 games...Recorded 22 points (3+19) on power play...Had season-high four-game point streak (10/8 to 10/14, 1+4=5)...Missed 13 games (11/19 to 12/16) with broken thumb...Member of 1995-96 Eastern Conference Champion Florida Panthers, which included then-assistant coach Lindy Ruff...In 1996 Playoffs, recorded eight points (2+6), tying for seventh on team and second among defenseman...Recorded seven of eight points (2+5) in Eastern Conference Quarterfinals vs. Boston...Scored Panthers first-ever playoff game-winning goal vs. Boston (4/17)...**1994-95:** Played in 48 games with Detroit (IHL), recording 36 points (9+27)...Florida purchased Woolley's contract (2/14)...Finished second among Florida defensemen in scoring with 13 points (4+9) in 34 games...**1993-94:** Began season with Washington, scoring first NHL goal against Martin Brodeur in Capitals' 6-3 loss vs. New Jersey (10/8)...Played in four playoff games with Washington, scoring first playoff goal (GWG) vs. N.Y. Rangers (5/7)...Played most of season with Portland (AHL)...Scored four points (2+2) in nine playoff games as Pirates won Calder Cup...**1992-93:** Split season between Washington and Baltimore (AHL)...Recorded first NHL point (assist) in 6-5 Washington win at Toronto (10/6/92)...**1991-92:** Spent majority of season with Team Canada, recording 44 points (14+30) in 60 games during pre-Olympic tour...Had five assists in eight games in 1992 Olympics, as Canada won silver medal...Played in first NHL game in Capitals' 4-3 OT win at New Jersey (4/12/92)...Selected by Washington in fourth round (61st overall) in 1989 Entry Draft.

PERSONAL: Jason and wife, Danica, have two sons, Carter and Nolan...Played baseball and was first baseman on bronze medal-winning Canadian Junior Team at 1990 World Championships in addition to playing three seasons at Michigan State University (CCHA)...As hockey player, was member of Spartans' 1990 NCAA Championship team.

WOOLLEY VS. NHL

Team	GP	G	A	TP	PIM
Anaheim	9	0	2	2	0
Atlanta	2	0	3	3	4
Boston	25	1	7	8	6
Buffalo	9	0	1	1	2
Calgary	8	1	6	7	4
Carolina	19	4	6	10	16
Chicago	9	1	3	4	4
Colorado	13	1	7	8	10
Dallas	9	1	6	7	4
Detroit	9	0	3	3	6
Edmonton	7	1	2	3	2
Florida	16	2	5	7	8
Los Angeles	11	0	5	5	6
Montreal	27	5	7	12	14
Nashville	4	1	0	1	4
New Jersey	25	2	10	12	8
N.Y. Islanders	23	7	9	16	8
N.Y. Rangers	28	2	8	10	18
Ottawa	25	1	11	12	16
Philadelphia	23	1	8	9	28
Phoenix	10	1	5	6	8
Pittsburgh	16	4	5	9	8
San Jose	9	0	5	5	2
St. Louis	7	1	2	3	8
Tampa Bay	21	2	7	9	16
Toronto	17	1	8	9	12
Vancouver	9	2	5	7	13
Washington	18	2	9	11	8
NHL Totals	**408**	**44**	**155**	**199**	**243**

DEFENSE

Alexei ZHITNIK

44



BORN: October 10, 1972; Kiev, Ukraine
HEIGHT: 5'11"
WEIGHT: 215
SHOOTS: LEFT
LAST AMATEUR CLUB: CSKA Moscow (CIS)

HOW ACQUIRED: Came to Sabres from Los Angeles in trade on February 14, 1995, along with Robb Stauber, Charlie Huddy and fifth-round pick (Marian Menhart) in 1995 NHL Entry Draft in exchange for Grant Fuhr, Philippe Boucher and Denis Tsygurov.

1999-00: Registered assist on Stu Barnes' game-winning goal (while SH) in 5-0 win @ New Jersey (4/6)...Returned to action after missing previous six games with broken finger suffered in 2-1 OT win vs. Boston (3/8)...Had two hits and three blocked shots in 3-3 tie @ NY Rangers (3/1)...Scored goal and assist (while SH) in 5-2 win @ Florida (2/28)...Was first multi-point game of season (43rd of career)...Appeared in 400th Sabres/career game vs. NY Rangers (2/25)...Had assist (on PP, GWG) in 5-0 win @ Anaheim (1/17)...Had two-game point streak (0+2) snapped @ Boston (1/13) after registering assist (on PP) in 7-4 win @ Ottawa (1/8)...Scored goal (on PP) in 6-2 win vs. Boston (11/10)...Returned to action and tallied assist in 7-3 win vs. Carolina (10/22) after missing previous game with scratched cornea suffered @ Philadelphia (10/17)...Returned to lineup 10/8 vs. Washington after missing game at Detroit (10/2) with shoulder injury...Games missed due to injury: 8...Multi-point games: 1...**2000 Playoffs:** Missed Game Five @ Philadelphia (4/20) with NHL suspension for high-sticking Daymond Langkow in Game Four vs. Philadelphia (4/18).

CAREER: 1998-99: Tallied 200th NHL assist (on PP/GWG) in 4-3 win at N.Y. Islanders (4/6)...In 500th NHL game, scored goal (on PP) in 4-3 OT win vs. Pittsburgh (3/28), which also marked 8,000th goal in Sabre history...In 300th game with Sabres, assisted on Buffalo's final two goals (1 on PP) in 4-0 win at Florida (1/18)...Recorded 100th assist with Sabres on game-tying goal in 2-2 tie at St. Louis (12/8)...Posted three-point night (1+2=3) at Toronto (10/31), including goal into empty net (3rd ENG with Sabres)...Agreed to terms on multi-year contract with Sabres (10/9)...All-Star Notes: Named to first All-Star Game (1999), joining list of players added to World All-Stars roster...Had one assist at All-Star Game (1/24/99), coming on World All-Stars' third goal (stats: 1 assist, 1 shot, -1)...In POWERaDE/NHL SuperSkills competition (1/23/99), helped World All-Stars capture Fastest Skater competition...Was third overall in event with time of 14.687 (seconds), finishing behind Peter Bondra (14.640) and Marco Sturm (14.654)...**1999 Playoffs:** Finished tied for first in scoring by defenseman with teammate Jason Woolley (4+11=15)...Tied for tenth overall in playoff scoring...Led NHL in power-play points (13)...Finished tied for first in PPG (4), and first in PPA (9)...Tallied assist (on PP) in 3-2 overtime win in Game One at Dallas (6/8)...Had at least one point (1+6=7) in six straight playoff games (5/14/99 to 5/27/99)...Scored series-winning goal (on PP) in 4-3 win in Game Four vs. Ottawa (4/27)...Previous playoff goal was two years to date of series-winner in ECQF (prev. playoff goal: 4/27/97 at Ottawa)...**1997-98:** Presented with Tim Horton Memorial Award (player whose performance is far superior to public recognition) for first time...Led team in assists (30) and was second in power-play points (2+15=17)...Also second on team in points (45)...Set career highs for goals (15) and plus/minus rating (+19) in one season...Named to Russian Olympic hockey team (1998 Nagano, Japan)...Earned silver medal with Russia, playing in six games (0+2=2, 2 PIM)...Recorded three assists vs. N.Y. Islanders (11/22) and at Tampa Bay (2/2), tying career high for most assists in game...Played in 200th game as Sabre vs. Philadelphia (11/26)...Recorded 200th NHL point with assist vs. Ottawa (12/31)...Recorded 100th point as Sabre with first assist against Lightning (2/2)...Played in 400th NHL game in 2-2 tie vs. Boston (2/4)...Registered two short-handed goals in 6-1 win vs. Florida (3/19)...Joined Michael Peca (2 vs. Ott. on 12/31/97) in tying Sabres' game record for most short-handed goals by one player...Had career-best six-game point streak (2+5=7, 3/24 at Cgy. to 4/3 vs. Bos.)..Point streak tied for longest by Sabre in 1997-98...In 1998 playoffs, saw action in 50th postseason game of career (5/14 at Mtl.)...**1996-97:** Improved plus/minus rating from -25 in 1995-96 to +10...Sabres were 4-0-3 when Zhitnik scored a goal...Had four-game point streak end in Dallas (10/30)...Goal against Capitals (10/18) was first short-handed tally of NHL career...Played in 300th NHL game at Boston (12/14)...Played for Team Russia at World Cup Tournament prior to start of season...Games missed due to injury: 0...**1995-96:** Had four-point game (1+3=4) at New Jersey (11/18)...Played for Team Russia at World Championships in Austria from April 21-May 5, 1996, registering one goal, one assist and six penalty minutes in eight games...1994-95: Scored goal on first shot in first game as Sabre (2/15 vs. N.Y. Rangers)...**1993-94:** Played at World Championships in Italy in 1994, tallying one goal in six games as assistant captain for Team Russia...**1992-93:** Played on Stanley Cup runner-up Los Angeles Kings...Posted second-highest point total ever by Kings' rookie defenseman...Point total was also second in league among rookie defensemen...Scored first NHL goal vs. Calgary (10/15)...**1991-92:** Represented gold-medal Unified Team at 1992 Winter Olympics in Albertville, France...Was fourth-round draft choice of Kings (81st overall) in 1991 NHL Entry Draft (held in Buffalo).

PERSONAL: Has twin brother named Dimitri...Wife's name is Luda...Signed a one-year contract on July 20, 2000.

ZHITNIK VS. NHL

Team	GP	G	A	TP	PIM
Anaheim	17	1	5	6	22
Atlanta	4	0	2	2	0
Boston	32	3	11	14	39
Buffalo	4	0	1	1	4
Calgary	23	2	15	17	16
Carolina	30	3	13	16	20
Chicago	20	1	8	9	16
Colorado	15	2	3	5	22
Dallas	15	1	7	8	36
Detroit	19	1	6	7	14
Edmonton	23	4	13	17	41
Florida	25	4	11	15	42
Los Angeles	10	3	1	4	8
Montreal	32	3	5	8	67
Nashville	3	0	1	1	4
New Jersey	24	3	12	15	16
N.Y. Islanders	24	3	9	12	39
N.Y. Rangers	24	6	8	14	14
Ottawa	32	4	8	12	28
Philadelphia	25	0	5	5	42
Phoenix	20	1	11	12	18
Pittsburgh	31	4	15	19	42
San Jose	21	1	11	12	26
St. Louis	14	5	4	9	16
Tampa Bay	25	0	7	7	30
Toronto	26	5	9	14	26
Vancouver	22	2	7	9	14
Washington	24	3	3	6	26
NHL Totals	**584**	**65**	**211**	**276**	**688**

CAREER GAME HIGHS

Goals: 2, three times (1 time, Sabres)
Assists: 3, eight times (4 times, Sabres)
Points: 4 (11/18/95 at New Jersey)
Penalty Minutes: 17 (1/15/97 at N.Y. Islanders)
Longest Point Streak: 6 games, 2+5=7 (3/24/98 to 4/3/98)

			REGULAR SEASON												PLAYOFFS				
Season	Team	League	GP	G	A	TP	+/-	PIM	PP	SH	GW	GT	S	S%	GP	G	A	TP	PIM
1989-90	Sokol Kiev	USSR	31	3	4	7	--	16	--	--	--	--	--	--	--	--	--	--	--
1990-91	Sokol Kiev	USSR	46	1	4	5	--	46	--	--	--	--	--	--	--	--	--	--	--
1991-92	CSKA	CIS	44	2	7	9	--	52	--	--	--	--	--	--	--	--	--	--	--
1992-93	Los Angeles	NHL	78	12	36	48	-3	80	5	0	2	0	136	8.8	24	3	9	12	26
1993-94	Los Angeles	NHL	81	12	40	52	-11	101	11	0	1	1	227	5.3					
1994-95	Los Angeles	NHL	11	2	5	7	-3	27	2	0	0	0	33	6.1	--	--	--	--	--
	Buffalo	**NHL**	**21**	**2**	**5**	**7**	**-3**	**34**	**1**	**0**	**0**	**0**	**33**	**6.1**	**5**	**0**	**1**	**1**	**14**
1995-96	**Buffalo**	**NHL**	**80**	**6**	**30**	**36**	**-25**	**58**	**5**	**0**	**0**	**0**	**193**	**3.1**	**--**	**--**	**--**	**--**	**--**
1996-97	**Buffalo**	**NHL**	**80**	**7**	**28**	**35**	**10**	**95**	**3**	**1**	**0**	**1**	**170**	**4.1**	**12**	**1**	**0**	**1**	**16**
1997-98	**Buffalo**	**NHL**	**78**	**15**	**30**	**45**	**19**	**102**	**2**	**3**	**3**	**2**	**191**	**7.9**	**15**	**0**	**3**	**3**	**36**
1998-99	**Buffalo**	**NHL**	**81**	**7**	**26**	**33**	**-6**	**96**	**3**	**1**	**2**	**0**	**185**	**3.8**	**21**	**4**	**11**	**15**	**52**
1999-00	**Buffalo**	**NHL**	**74**	**2**	**11**	**13**	**-6**	**95**	**1**	**0**	**0**	**0**	**139**	**1.4**	**4**	**0**	**0**	**0**	**8**
	NHL Totals		**584**	**65**	**211**	**276**	**-28**	**688**	**33**	**5**	**8**	**4**	**1307**	**5.0**	**82**	**8**	**24**	**32**	**152**
	Sabre Totals		**414**	**39**	**130**	**169**	**-11**	**480**	**15**	**5**	**5**	**3**	**911**	**4.3**	**57**	**5**	**15**	**20**	**126**

Multi-Point Games: 25 (1992-93 to 1994-95 all with L.A.), 4 (1995-96), 5 (1996-97), 5 (1997-98), 3 (1998-99), 1 (1999-00) **Total: 43 (18 with Sabres)**

BUFFALO SABRES 2000 TRAINING CAMP ROSTER

FORWARDS	POS	HT	WT	S	BIRTHPLACE	DATE	1999-00 TEAM	GP	G	A	PTS	PIM
Adduono, Jeremy	RW	6-0	183	R	Thunder Bay, Ontario	8-4-78	Rochester (AHL)	51	23	22	45	20
Afinogenov, Maxim	RW	6-0	195	L	Moscow, Russia	9-4-79	Buffalo	65	16	18	34	41
Andreychuk, Dave	LW	6-4	220	R	Hamilton, Ontario	9-29-63	Boston/Colorado	77	20	16	36	30
Barnes, Stu	C	5-11	180	R	Spruce Grove, Alberta	12-25-70	Buffalo	82	20	25	45	16
Bartovic, Milan	RW	6-0	194	L	Trencin, Slovakia	4-9-81	Brandon (WHL)	56	26	31	57	40
Bizyayev, Vasily	LW	6-1	185	R	Russia	6-6-82	Cska Jr. (Russia)	--	--	--	--	--
Boulton, Eric	LW	6-1	215	L	Halifax, Nova Scotia	8-17-76	Rochester (AHL)	76	2	2	42	76
Brown, Curtis	C/LW	6-0	196	L	Unity, Saskatchewan	2-12-76	Buffalo	74	22	29	51	42
Brunel, Craig	RW	6-0	200	R	Winnipeg, MB	11-12-79	Red Deer (WHL)	52	3	4	7	199
Courtney, Ryan	LW	6-2	195	L	Peterborough, ONT	3-8-82	Windsor (OHL)	65	10	22	32	44
Dececco, Bret	RW	5-10	189	R	Edmonton, AB	5-20-80	Seattle (WHL)	51	29	26	55	55
Dumont, Jean-Pierre	RW	6-2	202	L	Montreal, Quebec	4-1-78	Rochester (AHL)	13	7	10	17	18
Gaustad, Paul	C/LW	6-3	180	L	Fargo, ND	2-3-82	Portland (WHL)	56	6	8	14	110
Gilmour, Doug	LW/C	5-11	180	L	Kingston, Ontario	6-25-63	Chicago/Buffalo	74	25	48	73	63
Gratton, Chris	C	6-4	226	L	Brantford, Ontario	7-5-75	Tampa Bay/Buffalo	72	15	34	49	136
Hamel, Denis	LW	6-2	200	L	Lachute, Quebec	5-10-77	Rochester (AHL)	76	34	24	58	122
Heisten, Barrett	LW	6-1	189	L	Anchorage, AK	3-19-80	University of Maine	36	13	24	37	86
Hyacinthe, Seneque	LW	5-11	180	L	Montreal, QUE	2-22-81	Val D'or (QMJHL)	49	15	30	45	43
Kotalik, Ales	RW	6-1	198	R	Jind. Hradec, Czech Rep.	12-23-78	HC Budejovice	33	3	11	14	na
Kristek, Jaroslav	RW	6-2	190	L	Zlin, Czech Republic	3-16-80	Tri-City (WHL)	45	26	25	51	16
Methot, Francois	C	6-0	184	R	Montreal, Quebec	4-26-78	Rochester (AHL)	80	14	18	32	20
Milley, Norman	RW	6-0	200	R	Toronto, Ontario	2-14-80	Sudbury (OHL)	68	52	60	112	47
Mosovsky, Karel	LW	6-3	201	R	Pisek, Czech Republic	8-22-81	Regina (WHL)	56	24	34	58	80
Peca, Michael	C	5-11	181	R	Toronto, Ontario	3-26-74	Buffalo	73	20	21	41	67
Peters, Andrew	LW	6-4	213	L	St. Catharines, Ontario	5-5-80	Kitchener (OHL)	42	6	13	19	95
Preston, Tim	LW	6-1	190	L	Vancouver, BC	6-30-81	Seattle (WHL)	68	16	17	33	62
Rasmussen, Erik	C/LW	6-2	205	L	Minneapolis, Minnesota	3-28-77	Buffalo	67	8	6	14	43
Ray, Rob	RW	6-0	216	L	Stirling, Ontario	6-8-68	Buffalo	69	1	3	4	158
Satan, Miroslav	L/RW	6-3	192	L	Topolcany, Slovakia	10-22-74	Buffalo	81	33	34	67	32
Self, Brad	C	5-10	165	L	Peterborough, ON	2-27-81	Peterborough (OHL)	68	18	16	34	18
Taylor, Chris	C	6-2	195	L	Stratford, Ontario	3-6-72	Buffalo	11	1	1	2	2
Tsyplakov, Vladimir	LW	6-1	210	L	Inta, Russia	4--18-69	Los Angeles/Buffalo	63	12	20	32	14
Van Oene, Darren	LW	6-4	216	L	Edmonton, Alberta	1-18-78	Rochester (AHL)	80	20	18	38	153
Varada, Vaclav	RW	6-0	214	L	Vsetin, Czech Republic	4-26-76	Buffalo	76	10	27	37	62
Zigomanis, Michael	C	6-1	189	R	North York, ON	1-17-81	Kingston (OHL)	59	40	54	94	49

BUFFALO SABRES 2000 TRAINING CAMP ROSTER

DEFENSEMEN	POS	HT	WT	S	BIRTHPLACE	DATE	1999-00 TEAM	GA	G	A	PTS	PIM
Beatch, Jeff	D	6-5	200	R	Burnaby, BC	5-14-81	Seattle (WHL)	39	0	3	3	24
Campbell, Brian	D	6-0	190	L	Strathroy, Ontario	5-23-79	Rochester (AHL)	67	2	24	26	22
Dicaire, Gerard	D	6-2	198	L	Faro, Yukon	9-14-82	Seattle (WHL)	68	10	25	35	34
Evans, Brennan	D	6-4	207	L	Camrose, AB	1-6-82	Seattle (WHL)	52	1	2	3	40
Growden, Dan	D	6-1	190	L		2-9-82	Windsor (OHL)	61	2	4	6	41
Holland, Jason	D	6-2	193	R	Morinville, Alberta	4-30-76	Rochester (AHL)	54	3	15	18	24
Houda, Doug	D	6-2	209	R	Blairmore, Alberta	6-3-66	Rochester (AHL)	79	7	17	24	175
Hurlbut, Mike	D	6-2	206	L	Massena, New York	10-7-66	Rochester (AHL)	74	10	29	39	83
Kalinin, Dmitri	D	6-2	206	L	Cheljabinsk, Russia	7-22-80	Rochester (AHL)	75	2	19	21	52
Kinch, Matthew	D	6-0	195	L	Red Deer, AB	2-17-80	Calgary (WHL)	62	14	61	75	24
McKee, Jay	D	6-4	201	L	Kingston, Ontario	9-8-77	Buffalo	78	5	12	17	50
McMorrow, Sean	D	6-4	194	R	Vancouver, BC	1-19-82	Kitchener (OHL)	62	0	2	2	142
Parent, Michael	D	6-5	210	L		4-20-80	Hull (QMJHL)	54	0	4	4	65
Patrick, James	D	6-3	201	R	Winnipeg, Manitoba	6-14-63	Buffalo	66	5	8	13	22
Smehlik, Richard	D	6-4	222	L	Ostrava, Czech Republic	1-23-70	Buffalo	64	2	9	11	50
Theoret, Luc	D	6-2	192	L	Winnipeg, Manitoba	7-30-79	So. Carolina (ECHL)	48	9	10	19	74
Warrener, Rhett	D	6-1	206	R	Shaunavon, Saskatchewan	1-27-76	Buffalo	61	0	3	3	89
Woolley, Jason	D	6-0	200	L	Toronto, Ontario	7-27-69	Buffalo	74	8	25	33	52
Zhitnik, Alexei	D	5-11	215	L	Kiev, Ukraine	10-10-72	Buffalo	74	2	11	13	95

GOALTENDERS	POS	HT	WT	C	BIRTHPLACE	DATE	1999-00 TEAM	GP	W-L-T	GAA	%
Biron, Martin	G	6-1	154	L	Lac St. Charles, Quebec	4-15-77	Buffalo	41	19-18-2	2.42	.909
Hasek, Dominik	G	6-2	180	L	Pardubice, Czech Republic	1-29-65	Buffalo	35	15-11-6	2.21	.919
Noronen, Mika	G	6-1	206	L	Tampere, Finland	6-17-79	Rochester (AHL)	54	33-13-4	2.18	.920
Rousseau, Ghyslain	G	6-1	160	L	Black Lake, PQ	2-6-82	Baie Comeau (QMJHL)	46	19-15-1	3.83	.887
Stirling, Scott	G	6-2	210	L	Norwood, MA	8-2-77	Brown University	17	5-11-1	3.34	.890

The following players are members of the organization, but will not be attending training camp:

SKATERS	POS	HT	WT	S	BIRTHPLACE	DATE	99-00 TEAM	GP	G	A	PTS	PIM
Janik, Doug	D	6-1	198	L	Agawam, MA	3-26-80	University of Maine	35	6	13	19	50
Denisov, Denis	LW	6-0	183	L	Moscow, Russia	12-31-81	HC Moscow (Russia)	39	1	8	9	16
Kriukov, Artem	C	6-3	180	L	Russia	3-5-82	Yaroslavl 2 (Russia)	3	0	0	0	4
Pandolfo, Mike	LW	6-3	226	L	Winchester, Massachusetts	9-15-79	Boston University	41	13	10	23	37
Tallinder, Henrik	D	6-3	194	L	Stockholm, Sweden	1-10-79	AIK Solna (Sweden)	40	1	2	3	55
Moravec, David	RW	6-0	180	L	Czech Republic	3-24-73	HC Vitkovice	29	10	14	24	na
Piros, Kamil	C	6-1	183	L	Most, Czech Republic	11-20-78	Litvinov (Czech)	40	8	8	16	18

GOALTENDERS	POS	HT	WT	C	BIRTHPLACE	DATE	1999-00 TEAM	GP	W-L-T	GAA	%
Miller, Ryan	G	6-1	150	L	East Lansing, MI	7-17-80	Michigan State	25	16-4-3	1.36	938

S - Shoots
C - Catches

General Manager: Darcy Regier
Head Coach: Lindy Ruff
Assistant Coach: Brian McCutcheon
Associate Coach: Don Lever
Administrative Assistant Coach: Jeff Holbrook
Goaltender Coach: Jim Corsi
Strength & Conditioning Coach: Doug McKenney
Assistant Strength Coach: Dennis Cole
Head Trainer/Massage Therapist: Jim Pizzutelli
Equipment Manager: Rip Simonick
Asst. Equipment Manager: George Babcock

RIGHT WING
Jeremy ADDUONO
28

BORN: August 4, 1978; Thunder Bay, Ontario
HEIGHT: 6'0" **WEIGHT:** 183
SHOOTS: RIGHT
LAST AMATEUR CLUB: Rochester (AHL)
HOW ACQUIRED: Buffalo's 8th choice, 184th overall, in 1997 Entry Draft.

1999-00: Tied for second in goals scored for Rochester (AHL).
CAREER: 1998-99: Played in 44 games for the Canadian National Team…**1997-98:** Tallies 106 points (37+69) in 66 games for Sudbury (OHL)...**1996-97:** Scored 69 points with Sudbury (OHL).

			REGULAR SEASON												PLAYOFFS				
Season	Team	League	GP	G	A	TP	+/-	PIM	PP	SH	GW	GT	S	S%	GP	G	A	TP	PIM
1995-96	Sudbury	OHL	66	15	22	37	--	14	--	--	--	--	--	--	--	--	--	--	--
1996-97	Sudbury	OHL	66	29	40	69	--	24	--	--	--	--	--	--	--	--	--	--	--
1997-98	Sudbury	OHL	66	37	69	106	--	40	--	--	--	--	--	--	--	--	--	--	--
1998-99	Canada	Nat-Team	44	10	18	28	--	10	--	--	--	--	--	--	10	5	5	10	10
1999-00	Rochester	AHL	51	23	22	45	18	20	9	0	8	1	99	23.2	--	--	--	--	--
			21	6	11	17	2												

LEFT WING
Eric BOULTON
26

BORN: August 17, 1976; Halifax, Nova Scotia
HEIGHT: 6'1" **WEIGHT:** 215
SHOOTS: LEFT
LAST AMATEUR CLUB: Sarnia (OHL)
HOW ACQUIRED: Signed by Sabres as free agent on August 20, 1999.

1999-00: Led Rochester (AHL) in PIM with 276.
CAREER: 1998-99: His 143 PIM with Kentucky marked the third-best total on team…**1997-98:** Left Charlotte as the team's all-time leader in PIM with 527...**1996-97:** Established a Charlotte season record with 325 PIM in just 44 games...**Misc.:** New York Rangers' ninth round choice (234th overall) in 1994 Entry Draft.

			REGULAR SEASON												PLAYOFFS				
Season	Team	League	GP	G	A	TP	+/-	PIM	PP	SH	GW	GT	S	S%	GP	G	A	TP	PIM
1993-94	Oshawa	OHL	45	4	3	7	--	149	--	--	--	--	--	--	5	0	0	0	16
1994-95	Oshawa	OHL	27	7	5	12	--	125	--	--	--	--	--	--	--	--	--	--	--
	Sarnia	OHL	24	3	7	10	--	134	--	--	--	--	--	--	4	0	1	1	10
1995-96	Sarnia	OHL	66	14	29	43	--	243	--	--	--	--	--	--	9	0	3	3	29
1996-97	Charlotte	ECHL	44	14	11	25	--	325	--	--	--	--	--	--	3	0	1	1	6
	Binghamton	AHL	23	2	3	5	--	67	--	--	--	--	--	--	3	0	0	0	4
1997-98	Charlotte	ECHL	53	11	16	27	--	202	--	--	--	--	--	--	4	1	0	1	0
	Fort Wayne	IHL	8	0	2	2	--	42	--	--	--	--	--	--	--	--	--	--	--
1998-99	Florida	ECHL	26	9	13	22	--	143	--	--	--	--	--	--	--	--	--	--	--
	Kentucky	AHL	34	3	3	6	--	154	--	--	--	--	--	--	10	0	1	1	36
1999-00	Rochester	AHL	76	2	2	4	-3	276	--	--	--	--	--	--	18	2	1	3	53

DEFENSE
Brian CAMPBELL
51



BORN: May 23, 1979; Strathroy, Ontario
HEIGHT: 6'0" **WEIGHT:** 190
SHOOTS: LEFT
LAST AMATEUR CLUB: Ottawa (OHL)
HOW ACQUIRED: Buffalo's sixth-round choice (156th overall) in 1997 Entry Draft.

1999-00: Reassigned to Rochester (1/5)...Recalled from Rochester (1/2) and saw action @ Toronto (1/3)...Reassigned to Rochester (12/29)...Had assist vs. Detroit (12/28)...Recalled from Rochester (12/20)...Reassigned to Rochester on 10/27...Tallied assist on first Sabre goal in 7-3 win vs Carolina (10/22)...Recalled from Rochester on 10/18 with injury to Alexei Zhitnik...Assigned to Rochester (AHL) on 10/15...Scored first NHL/career point (assist on PP) and first NHL/career goal vs. Washington (10/8)...Also first career multi-point game...Played in first NHL/career game at Detroit (10/2)…Games missed due to injury: 0...Multi-point games: 1…With Rochester: Finished second in scoring among defensemen.
CAREER: 1998-1999: Selected as OHL's Most Outstanding Player...Won Memorial Cup with Ottawa...Led OHL defenseman in scoring with 87 points (12+75)...Signed multi-year contract with Buffalo on June 1, 1999…**1997-98:** Tallied 15 points in 13 games with Ottawa (OHL).

			REGULAR SEASON												PLAYOFFS				
Season	Team	League	GP	G	A	TP	+/-	PIM	PP	SH	GW	GT	S	S%	GP	G	A	TP	PIM
1995-96	Ottawa	OHL	66	5	22	27	--	23	--	--	--	--	--	--	4	0	1	1	2
1996-97	Ottawa	OHL	66	7	36	43	--	12	--	--	--	--	--	--	24	2	11	13	8
1997-98	Ottawa	OHL	66	14	39	53	--	31	--	--	--	--	--	--	13	1	14	15	0
1998-99	Ottawa	OHL	62	12	75	87	--	27	--	--	--	--	--	--	9	2	10	12	6
	Canada	WJC	7	1	1	2	--	4	--	--	--	--	--	--	--	--	--	--	--
	Rochester	AHL	--	--	--	--	--	--	--	--	--	--	--	--	--	--	--	--	--
1999-00	Rochester	AHL	67	2	24	26	-4	22	1	0	0	0	113	1.8	2	0	0	0	0
	Buffalo	**NHL**	**12**	**1**	**4**	**5**	**-2**	**4**	**0**	**0**	**0**	**0**	**10**	**10.0**	21	0	3	3	0
	NHL Totals		**12**	**1**	**4**	**5**	**-2**	**4**	**0**	**0**	**0**	**0**	**10**	**10.0**	--	--	--	--	--
	Sabre Totals		**12**	**1**	**4**	**5**	**-2**	**4**	**0**	**0**	**0**	**0**	**10**	**10.0**	--	--	--	--	--

RIGHT WING
Jean-Pierre DUMONT
17

BORN: April 1, 1978; Montreal, Quebec
HEIGHT: 6'2" **WEIGHT:** 202
SHOOTS: LEFT
LAST AMATEUR CLUB: Rochester (AHL)
HOW ACQUIRED: Acquired from Chicago on March 10, 2000, along with Doug Gilmour in exchange for Michal Grosek.

1999-00: Tallied 17 points in 13 games in Rochester (AHL).
CAREER: 1998-99: Split time between Chicago (NHL), Portland (AHL) and Chicago (IHL)…**1997-98:** Appeared in 55 games with Val d'Or (QMJHL) scoring 57 goals...**1996-97:** Had 108 points (44+64) in 62 games in Val d'Or…**Misc:** Rights traded to Chicago from NY Islanders for Dmitri Nabokov, May 30, 1998.

			REGULAR SEASON												PLAYOFFS				
Season	Team	League	GP	G	A	TP	+/-	PIM	PP	SH	GW	GT	S	S%	GP	G	A	TP	PIM
1993-94	Val d'Or	QMJHL	25	9	11	20	--	10	--	--	--	--	--	--	--	--	--	--	--
1994-95	Val d'Or	QMJHL	48	5	14	19	--	24	--	--	--	--	--	--	--	--	--	--	--
1995-96	Val d'Or	QMJHL	66	48	57	105	--	109	--	--	--	--	--	--	13	12	8	20	22
1996-97	Val d'Or	QMJHL	62	44	64	108	--	86	--	--	--	--	--	--	13	9	7	16	12
1997-98	Val d'Or	QMJHL	55	57	42	99	--	63	--	--	--	--	--	--	19	31	15	46	18
1998-99	**Chicago**	**NHL**	**25**	**9**	**16**	**10**	**7**	**10**	**0**	**0**	**2**	**--**	**42**	**21.4**	--	--	--	--	--
	Portland	AHL	50	32	14	46	--	39	--	--	--	--	--	--	--	--	--	--	--
	Chicago	IHL	--	--	--	--	--	--	--	--	--	--	--	--	--	--	--	--	--
1999-00	Rochester	AHL	13	7	10	17	--	18	--	--	--	--	--	--	--	--	--	--	--

LEFT WING

Denis HAMEL

55



BORN: May 10, 1977; Lachute, Quebec
HEIGHT: 6'2" **WEIGHT:** 200
SHOOTS: LEFT
LAST AMATEUR CLUB: Chicoutimi (QMJHL)
HOW ACQUIRED: Acquired by Sabres on March 19, 1996, from St. Louis in exchange for Charlie Huddy and seventh-round selection in 1996 NHL Entry Draft (Daniel Corso).

1999-00: Finished second on Rochester (AHL) with 58 points…Reassigned to Rochester (3/11)…Recalled and played vs. Montreal (3/10)…Reassigned to Rochester (1/23)…Appeared in game at Carolina (1/22) after being recalled same day from Rochester…Reassigned to Rochester (1/7)…Scored first NHL goal/point on first NHL shift on first NHL shot vs. New Jersey (1/6)…Recalled from Rochester (1/5).
CAREER: 1998-99: Finished seventh in regular season scoring (16+17=33) and tied for eighth in playoff scoring (3+4=7) for Rochester (AHL)...Recorded hat trick in 8-0 win vs. Hamilton (11/6)…**1997-98:** Spent season with Rochester (AHL)...Scored first professional goal, as well as first pro hat trick, in Rochester's game at Hamilton (10/17)...Had four multi-point games...**1996-97:** Tied for first on team in scoring (finishing second season before)...Finished 13th overall in QMJHL in regular-season scoring and fifth in playoffs...**Misc.:** St. Louis' sixth-round choice (153rd overall) in 1995 NHL Entry Draft.
PERSONAL: Signed one year deal with Sabres September???.

			REGULAR SEASON												PLAYOFFS				
Season	Team	League	GP	G	A	TP	+/-	PIM	PP	SH	GW	GT	S	S%	GP	G	A	TP	PIM
1994-95	Chicoutimi	QMJHL	66	15	12	27	--	155	--	--	--	--	--	--	12	2	0	2	27
1995-96	Chicoutimi	QMJHL	65	40	49	89	--	199	--	--	--	--	--	--	17	10	14	24	64
1996-97	Chicoutimi	QMJHL	70	50	50	100	--	357	--	--	--	--	--	--	20	15	10	25	58
1997-98	Rochester	AHL	74	10	15	25	-1	98	4	1	2	0	123	8.1	4	1	2	3	0
1998-99	Rochester	AHL	74	16	17	33	20	121	2	1	2	0	138	11.6	20	3	4	7	10
1999-00	**Buffalo**	**NHL**	**3**	**1**	**0**	**1**	**-1**	**0**	**0**	**0**	**0**	**0**	**3**	**33.3**	--	--	--	--	--
	Rochester	AHL	76	34	24	58	9	85	9	2	6	0	222	15.3	21	6	7	13	49
	NHL Totals		**3**	**1**	**0**	**1**	**-1**	**0**	**0**	**0**	**0**	**0**	**3**	**33.3**	--	--	--	--	--
	Sabre Totals		**3**	**1**	**0**	**1**	**-1**	**0**	**0**	**0**	**0**	**0**	**3**	**33.3**	--	--	--	--	--

LEFT WING

Barrett HEISTEN

47



BORN: March 19, 1980; Anchorage, Alaska
HEIGHT: 6'1" **WEIGHT:** 189
SHOOTS: LEFT
LAST AMATEUR CLUB: University of Maine (H.E.)
HOW ACQUIRED: Buffalo's 1st choice, 20th overall, in 1999 Entry Draft.

1999-00: Tallied 37 points in 36 games with U. of Maine (H.E.).
CAREER: 1998-99: Had 16 assists with the U. of Maine (H.E.)…**1997-98:** Appeared in 50 games with Team USA...**1996-97:** Played for Anchorage (USAHA) scoring 64 points (35+29)

			REGULAR SEASON												PLAYOFFS				
Season	Team	League	GP	G	A	TP	+/-	PIM	PP	SH	GW	GT	S	S%	GP	G	A	TP	PIM
1996-97	Anchorage	USAHA	39	35	29	64	--	--	--	--	--	--	--	--	--	--	--	--	--
1997-98	Team USA	Under-18	50	11	26	37	--	245	--	--	--	--	--	--	--	--	--	--	--
1998-99	U. of Maine	H.E.	34	12	16	28	--	72	--	--	--	--	--	--	--	--	--	--	--
1999-00	U. of Maine	H.E	36	13	24	37	--	86	--	--	--	--	--	--	--	--	--	--	--

DEFENSE

Jason HOLLAND

6



BORN: April 30, 1976; Morinville, Alberta
HEIGHT: 6'3" **WEIGHT:** 209
SHOOTS: RIGHT
LAST AMATEUR CLUB: Kamloops (WHL)
HOW ACQUIRED: Acquired from N.Y. Islanders on March 24, 1998, along with Paul Kruse (LW) in exchange for Jason Dawe (R/LW).

1999-00: Reassigned to Rochester (3/24)…Recorded first career assist on Maxim Afinogenov's goal (on PP) in 5-1 win (3/18)…Recalled from Rochester (3/3)…Put on waivers (10/11) and cleared to Rochester…Injured shoulder @ Detroit (10/2) in first game of season…With Rochester: Appeared in 54 games with Amerks.
CAREER: 1998-99: Spent majority of season with Rochester (AHL)...Second in scoring by defenseman for Rochester in 1999 Calder Cup playoffs (2+5=7)...Appeared in first three games of season with Buffalo…**1997-98:** NHL: Played in eight games with N.Y. Islanders, collecting four penalty minutes...Assigned to Rochester (AHL) after being acquired by Sabres...AHL: Recorded 26 points (10+16) in 50 games with Kentucky...Appeared in nine games with Amerks...Led Rochester in assists (3) during 1998 Calder Cup playoffs...**1996-97:** Appeared in four games with Islanders, scoring first NHL goal vs. Pittsburgh (2/12)...Leading scorer among Kentucky defensemen with 39 points (14+25) in 72 games...Selected to 1996-97 AHL All-Rookie Team.
PERSONAL: Single...Enjoys golfing and rollerblading.

			REGULAR SEASON												PLAYOFFS				
Season	Team	League	GP	G	A	TP	+/-	PIM	PP	SH	GW	GT	S	S%	GP	G	A	TP	PIM
1992-93	Kamloops	WHL	4	0	0	0	--	2	--	--	--	--	--	--	--	--	--	--	--
1993-94	Kamloops	WHL	59	14	15	29	--	80	--	--	--	--	--	--	18	2	3	5	4
1994-95	Kamloops	WHL	71	9	32	41	--	65	--	--	--	--	--	--	21	2	7	9	9
1995-96	Kamloops	WHL	63	24	33	57	--	98	--	--	--	--	--	--	16	4	9	13	22
1996-97	**N.Y. Islanders**	**NHL**	**4**	**1**	**0**	**1**	**1**	**0**	**0**	**0**	**0**	**0**	**3**	**33.3**	--	--	--	--	--
	Kentucky	AHL	72	14	25	39	--	46	--	--	--	--	--	--	4	0	2	2	0
1997-98	**N.Y. Islanders**	**NHL**	**8**	**0**	**0**	**0**	**-4**	**4**	**0**	**0**	**0**	**0**	**6**	**0.0**	--	--	--	--	--
	Kentucky	AHL	50	10	16	26	--	29	--	--	--	--	--	--	--	--	--	--	--
	Rochester	AHL	9	0	4	4	5	10	0	0	0	0	29	0.0	4	0	3	3	4
1998-99	**Buffalo**	**NHL**	**3**	**0**	**0**	**0**	**-1**	**8**	**0**	**0**	**0**	**0**	**2**	**0.0**	--	--	--	--	--
	Rochester	AHL	74	4	25	29	30	36	3	0	0	0	107	3.7	20	2	5	7	8
1999-00	**Buffalo**	**NHL**	**9**	**0**	**1**	**1**	**0**	**0**	**0**	**0**	**0**	**0**	**8**	**0.0**	--	--	--	--	--
	Rochester	AHL	54	3	15	18	11	24	0	0	2	0	86	3.5	--	--	--	--	--
	NHL Totals		**24**	**1**	**1**	**1**	**-4**	**12**	**0**	**0**	**0**	**0**	**19**	**9.1**	--	--	--	--	--
	Sabre Totals		**11**	**0**	**0**	**0**	**-1**	**8**	**0**	**0**	**0**	**0**	**10**	**0.0**	--	--	--	--	--

DEFENSE

Doug HOUDA

20

BORN: June 3, 1966; Blairmore, Alberta
HEIGHT: 6'3" **WEIGHT:** 209
SHOOTS: RIGHT
LAST AMATEUR CLUB: Medicine Hat (WHL)
HOW ACQUIRED: Signed as a free agent on July 13, 1999.

1999-00: Appeared in 79 games with Rochester (AHL)…Finished first among team defensemen with +14.
CAREER: 1998-99: Appeared in 73 games with Adirondack (AHL)...Played in three games with Detroit after being recalled (12/31)…**1997-98:** Appeared in 55 games with Islanders and Mighty Ducks...Acquired by Anaheim from N.Y. Islanders along with Travis Green and Tony Tuzzolino in exchange for J.J. Daignault, Joe Sacco and Mark Janssens (2/6)...Recorded all three points on the road...Notched 1,000th PIM vs. Florida (11/12)...**1996-97:** Signed with N.Y. Islanders as free agent on October 26, 1996...Appeared in 500th NHL/career game vs. Hartford (4/11)...**1995-96:** Split season between Buffalo and Rochester (AHL)...Registered eight points (3+5=8) in the AHL playoffs...Won Calder Cup with Rochester...**1994-95:** Acquired by Buffalo from Los Angeles in exchange for Sean O'Donnell (7/26/94)...**1993-94:** Missed 14 of 21 final games with separated shoulder...Set season-high with 188 PIM...Traded to Los Angeles from Hartford for Marc Potvin (11/3)...**1992-93:** Third season with Hartford...Had five games with 10 PIM...**1991-92:** Scored first career game-winning goal at Washington (3/24)...Recorded career-high 21 PIM vs. Buffalo (2/11)...**1990-91:** Traded to Hartford by Detroit in exchange for Doug Crossman (2/20)...Scored 26 points (9+17=26) in 38 games with Adirondack (AHL)...**1989-90:** Had three multi-point games...Three of nine assists came on game-winning goals...**1988-89:** Tied for second on Detroit with a +17 plus/minus rating...**1987-88:** Selected AHL First Team All-Star...Scored first NHL goal vs. Philadelphia (12/11)...**1985-86:** Made NHL debut vs. Minnesota (12/10)...**1984-85:** Originally drafted by Detroit in second round (28th overall) in the 1984 NHL Entry Draft.
PERSONAL: Garth Brooks fan....Enjoys fishing, boating, and waterskiing.

HOUDA (continued)

			REGULAR SEASON											PLAYOFFS				
Season	Team	League	GP	G	A	TP	+/-	PIM	PP	SH	GW	GT	S	S%	GP	G	A	TP	PIM
1981-82	Calgary	WHL	3	0	0	0	—	0	—	—	—	—	—	—	—	—	—	—	—
1982-83	Calgary	WHL	71	5	23	28	—	99	—	—	—	—	—	—	16	1	3	4	44
1983-84	Calgary	WHL	69	6	30	36	—	195	—	—	—	—	—	—	4	0	0	0	7
1984-85	Calgary	WHL	65	20	54	74	—	182	—	—	—	—	—	—	8	3	4	7	29
	Kalamazoo	IHL	—	—	—	—	—	—	—	—	—	—	—	—	7	0	2	2	10
1985-86	Calgary	WHL	16	4	10	14	—	60	—	—	—	—	—	—	—	—	—	—	—
	Medicine Hat	WHL	35	9	23	32	—	80	—	—	—	—	—	—	25	4	19	23	64
	Detroit	**NHL**	**6**	**0**	**0**	**0**	**0**	**4**	**0**	**0**	**0**	**0**	**5**	**0.0**	—	—	—	—	—
1986-87	Adirondack	AHL	77	6	23	29	—	142	—	—	—	—	—	—	11	1	8	9	50
1987-88	**Detroit**	**NHL**	**11**	**1**	**1**	**2**	**0**	**10**	**0**	**0**	**0**	**0**	**10**	**10.0**	—	—	—	—	—
	Adirondack	AHL	71	10	32	42	—	169	—	—	—	—	—	—	11	0	3	3	44
1988-89	**Detroit**	**NHL**	**57**	**2**	**11**	**13**	**17**	**67**	**0**	**0**	**0**	**0**	**38**	**5.3**	**6**	**0**	**1**	**1**	**0**
	Adirondack	AHL	7	0	3	3	—	8	—	—	—	—	—	—	—	—	—	—	—
1989-90	**Detroit**	**NHL**	**73**	**2**	**9**	**11**	**-5**	**127**	**0**	**0**	**0**	**0**	**59**	**3.4**	—	—	—	—	—
1990-91	Adirondack	AHL	38	9	17	26	—	67	—	—	—	—	—	—	—	—	—	—	—
	Detroit	**NHL**	**22**	**0**	**4**	**4**	**-2**	**43**	**0**	**0**	**0**	**0**	**21**	**0.0**	—	—	—	—	—
	Hartford	**NHL**	**19**	**1**	**2**	**3**	**-3**	**41**	**0**	**0**	**0**	**0**	**21**	**4.8**	**6**	**0**	**0**	**0**	**8**
1991-92	**Hartford**	**NHL**	**56**	**3**	**6**	**9**	**-2**	**125**	**1**	**0**	**1**	**0**	**40**	**7.5**	**6**	**0**	**2**	**2**	**13**
1992-93	**Hartford**	**NHL**	**60**	**2**	**6**	**8**	**-19**	**167**	**0**	**0**	**0**	**0**	**43**	**4.7**	—	—	—	—	—
1993-94	**Hartford**	**NHL**	**7**	**0**	**0**	**0**	**-4**	**23**	**0**	**0**	**0**	**0**	**1**	**0.0**	—	—	—	—	—
	Los Angeles	**NHL**	**54**	**2**	**6**	**8**	**-15**	**165**	**0**	**0**	**0**	**0**	**31**	**6.5**	—	—	—	—	—
1994-95	**Buffalo**	**NHL**	**28**	**1**	**2**	**3**	**1**	**68**	**0**	**0**	**0**	**0**	**21**	**4.8**	—	—	—	—	—
1995-96	**Buffalo**	**NHL**	**38**	**1**	**3**	**4**	**3**	**52**	**0**	**0**	**0**	**0**	**21**	**4.8**	—	—	—	—	—
	Rochester	AHL	21	1	6	7	—	41	—	—	—	—	—	—	19	3	5	8	30
1996-97	**NY Islanders**	**NHL**	**70**	**2**	**8**	**10**	**1**	**99**	**0**	**0**	**0**	**0**	**29**	**6.9**	—	—	—	—	—
	Utah	IHL	3	0	0	0	—	7	—	—	—	—	—	—	—	—	—	—	—
1997-98	**NY Islanders**	**NHL**	**31**	**1**	**2**	**3**	**-6**	**47**	**0**	**0**	**0**	**0**	**15**	**6.7**	—	—	—	—	—
	Anaheim	**NHL**	**24**	**1**	**2**	**3**	**-5**	**52**	**0**	**1**	**0**	**0**	**9**	**11.1**	—	—	—	—	—
1998-99	Adirondack	AHL	73	7	21	28	—	122	—	—	—	—	—	—	3	0	1	1	4
	Detroit	**NHL**	**3**	**0**	**1**	**1**	**-2**	**0**	**0**	**0**	**0**	**0**	**1**	**0.0**	—	—	—	—	—
1999-00	Rochester	AHL	79	7	17	24	14	175	1	1	0	11	111	6.3	21	1	8	9	39
	NHL Totals		**559**	**19**	**63**	**82**	**-48**	**1090**	**1**	**1**	**1**	**0**	**365**	**5.2**	**18**	**0**	**3**	**3**	**21**
	Sabre Totals		**66**	**2**	**5**	**7**	**4**	**120**	**0**	**0**	**0**	**0**	**42**	**4.8**	—	—	—	—	—

Multi-Point Games: 10

DEFENSE

MikeHURLBUT

21



BORN: October 7, 1966; Massena, New York
HEIGHT: 6'2" **WEIGHT:** 206
SHOOTS: LEFT
LAST AMATEUR CLUB: St. Lawrence (ECAC)
HOW ACQUIRED: Signed as free agent with Sabres on August 11, 1997.

1999-00: Led Rochester (AHL) in scoring among defensemen (10+29+39)…Finished third in power play goals among defensemen in the AHL with eight.
CAREER: 1998-99: Agreed to a multi-year deal with Buffalo on July 9, 1999...Finished fifth in points by defenseman (15+39=54) in AHL...Led Rochester (AHL) in scoring by defensemen in regular season and playoffs...Was +2 in 6-3 win at Tampa Bay (11/29) in one appearance with Sabres… **1997-98:** Made Sabre debut on defense at Washington (10/3), recording first NHL action since with Quebec in 1993-94...Reassigned to Rochester (AHL) on October 8...Spent remainder of season with Amerks...Traded to Quebec on September 7, 1993, for Alexander Karpovtsev...N.Y. Rangers' first choice (fifth overall) in 1988 Supplemental Draft...**1996-97:** Finished tied for third on Houston Aeros (IHL) in playoff scoring...**1994-95:** Selected AHL Second-Team All-Star in '95.

HURLBUT (continued)

			REGULAR SEASON												PLAYOFFS				
Season	Team	League	GP	G	A	TP	+/-	PIM	PP	SH	GW	GT	S	S%	GP	G	A	TP	PIM
1985-86	St. Lawrence	ECAC	25	2	10	12	--	40	--	--	--	--	--	--	--	--	--	--	--
1986-87	St. Lawrence	ECAC	35	8	15	23	--	44	--	--	--	--	--	--	--	--	--	--	--
1987-88	St. Lawrence	ECAC	38	6	12	18	--	18	--	--	--	--	--	--	--	--	--	--	--
1988-89	St. Lawrence	ECAC	36	8	25	33	--	30	--	--	--	--	--	--	--	--	--	--	--
	Denver	IHL	8	0	2	2	--	13	--	--	--	--	--	--	--	--	--	--	--
1989-90	Flint	IHL	74	3	34	37	--	38	--	--	--	--	--	--	4	1	2	3	2
1990-91	San Diego	IHL	2	1	0	1	--	0	--	--	--	--	--	--	3	0	1	1	2
	Binghampton	AHL	33	2	11	13	--	27	--	--	--	--	--	--	--	--	--	--	--
1991-92	Binghampton	AHL	79	16	39	55	--	64	--	--	--	--	--	--	3	0	1	1	0
1992-93	**NY Rangers**	**NHL**	**23**	**1**	**8**	**9**	**4**	**16**	**1**	**0**	**0**	**0**	**26**	**3.8**	11	2	7	9	8
	Binghampton	AHL	45	11	25	36	--	46	--	--	--	--	--	--	--	--	--	--	--
1993-94	**Quebec**	**NHL**	**1**	**0**	**0**	**0**	**-1**	**0**	**0**	**0**	**0**	**0**	**1**	**0.0**	14	2	5	7	12
	Cornwall	AHL	77	13	33	46	--	100	--	--	--	--	--	--	--	--	--	--	--
1994-95	Cornwall	AHL	74	11	49	60	--	69	--	--	--	--	--	--	13	3	7	10	12
1995-96	Minnesota	IHL	22	1	4	5	--	22	--	--	--	--	--	--	3	1	0	1	15
	Houston	IHL	38	3	12	15	--	33	--	--	--	--	--	--	--	--	--	--	--
1996-97	Houston	IHL	70	11	24	35	--	62	--	--	--	--	--	--	--	--	--	--	--
1997-98	Rochester	AHL	45	10	20	30	-2	48	3	0	0	0	145	6.9	13	5	8	13	12
	Buffalo	**NHL**	**3**	**0**	**0**	**0**	**-1**	**2**	**0**	**0**	**0**	**0**	**3**	**0.0**	4	1	1	2	2
1998-99	Rochester	AHL	72	15	39	54	19	46	9	1	3	1	226	6.6	--	--	--	--	--
	Buffalo	**NHL**	**1**	**0**	**0**	**0**	**2**	**0**	**0**	**0**	**0**	**0**	**2**	**0.0**	20	4	5	9	12
1999-00	Rochester	AHL	74	10	29	39	6	83	8	0	1	1	213	4.7	--	--	--	--	--
	Buffalo	**NHL**	**1**	**0**	**0**	**0**	**1**	**2**	**0**	**0**	**0**	**0**	**1**	**0.0**	21	5	6	11	7
	NHL Totals		**29**	**1**	**8**	**9**	**5**	**20**	**1**	**0**	**0**	**0**	**33**	**3.0**	--	--	--	--	--
	Sabre Totals		**5**	**0**	**0**	**0**	**2**	**4**	**0**	**0**	**0**	**0**	**5**	**0.0**	--	--	--	--	--

DEFENSE

DmitriKALININ

45

BORN: July 22, 1980; Cheljabinsk, Russia
HEIGHT: 6'2" **WEIGHT:** 206
SHOOTS: LEFT
LAST AMATEUR CLUB: Moncton (QMJHL)
HOW ACQUIRED: Buffalo's first-round choice (18th overall) in 1998 Entry Draft.

1999-00: Selected to the AHL All-Rookie team (4/5)...Reassigned to Rochester (2/22)...Saw action in 4-1 win vs. Los Angeles (2/19)...Recalled from Rochester (2/18)...Reassigned to Rochester (1/9)...Appeared in first NHL game and was +1 vs. Atlanta (1/4)...Recalled from Rochester (1/4).
CAREER: 1998-99: Played in first professional game with Rochester (4/7)...Saw action in seven playoff games with Rochester (AHL)...Scored 25 points (7+18) with Moncton (QMJHL)…**1997-98:** Appeared in 26 games with Traktor (Russia).

			REGULAR SEASON												PLAYOFFS				
Season	Team	League	GP	G	A	TP	+/-	PIM	PP	SH	GW	GT	S	S%	GP	G	A	TP	PIM
1996-97	Cheljabinsk	Russia	2	0	0	0	--	0	--	--	--	--	--	--	0	0	0	0	0
1997-98	Traktor	Russia	26	0	2	2	--	24	--	--	--	--	--	--	--	--	--	--	--
1998-99	Moncton	QMJHL	39	7	18	25	--	44	--	--	--	--	--	--	--	--	--	--	--
	Rochester	AHL	3	0	1	1	--	14	--	--	--	--	--	--	4	1	1	2	0
1999-00	Rochester	AHL	75	2	19	21	15	52	0	0	1	0	106	1.9	7	0	0	0	6
	Buffalo	**NHL**	**4**	**0**	**0**	**0**	**0**	**4**	**0**	**0**	**0**	**0**	**3**	**0.0**	21	2	9	11	8
	NHL Totals		**4**	**0**	**0**	**0**	**0**	**4**	**0**	**0**	**0**	**0**	**3**	**0.0**	--	--	--	--	--
	Sabre Totals		**4**	**0**	**0**	**0**	**0**	**4**	**0**	**0**	**0**	**0**	**3**	**0.0**	--	--	--	--	--

RIGHT WING

Jaroslav KRISTEK

59

BORN: March 16, 1980; Zlin, Czech Republic
HEIGHT: 6'2" **WEIGHT:** 190
SHOOTS: LEFT
LAST AMATEUR CLUB: Tri-City (WHL)
HOW ACQUIRED: Buffalo's 4th choice, 50th overall, in 1998 Entry Draft.

1999-00: Had 51 points in 45 games with Tri-City (WHL)
CAREER: 1998-99: Scored 86points in 70 games with Tri-City…**1997-98:** Had 8 assists with ZPS Zlin...**1996-97:** Tallied 55 points in 44 games with ZPS Zin

			REGULAR SEASON												PLAYOFFS				
Season	Team	League	GP	G	A	TP	+/-	PIM	PP	SH	GW	GT	S	S%	GP	G	A	TP	PIM
1995-96	ZPS Zlin	Czech-Jr.	34	33	20	53	--	--	--	--	--	--	--	--	--	--	--	--	--
1996-97	ZPS Zlin	Czech-Jr.	44	28	27	55	--	--	--	--	--	--	--	--	--	--	--	--	--
1997-98	ZPS Zlin	Czech-Jr.	7	8	5	13	--	--	--	--	--	--	--	--	--	--	--	--	--
	ZPS Zlin	Czech-Rep	37	2	8	10	--	20	--	--	--	--	--	--	--	--	--	--	--
	HC Prostejov	Czech-2	4	0	0	0	--	--	--	--	--	--	--	--	--	--	--	--	--
1998-99	Tri-City	WHL.	70	38	48	86	--	55	--	--	--	--	--	--	12	4	3	7	2
1999-00	Tri-City	WHL	45	26	25	51	--	16	--	--	--	--	--	--	--	--	--	--	--

CENTER

Francois METHOT

58



BORN: April 26, 1978; Montreal, Quebec
HEIGHT: 6'0" **WEIGHT:** 184
SHOOTS: RIGHT
LAST AMATEUR CLUB: Shawinigan (QMJHL)
HOW ACQUIRED: Buffalo's third-round choice (54th overall) in 1996 NHL Entry Draft.

1999-00: Appeared in all 80 games for Rochester…Finished eighth in scoring for Amerks.
CAREER: 1998-99: Appeared in 58 games with Rochester (AHL) in first professional season...Tallied first professional point (assist) in second career game (10/12)...Scored first goal at Adirondack (2/6)…**1997-98:** Prior to getting injured, recorded 14 goals and 11 assists for 25 points in 14 games...Came back to finish season with 65 points (23+42) in 36 games...**1996-97:** Split season between Rouyn-Noranda and Shawinigan, combining for 29 goals, 47 assists (76 points) in 65 games...Third in scoring with Rouyn-Noranda (21+30) in 47 games...Scored eight points in seven playoff games for Shawinigan (2+6)...**1995-96:** Led St-Hyacinthe with 94 points in regular season (32+62)...Led team in playoff scoring with six goals and six assists in 12 games...**1994-95:** Second on team scoring with 14 goals and 38 assists (52 points).

			REGULAR SEASON												PLAYOFFS				
Season	Team	League	GP	G	A	TP	+/-	PIM	PP	SH	GW	GT	S	S%	GP	G	A	TP	PIM
1994-95	St-Hyacinthe	QMJHL	60	14	38	52	--	22	--	--	--	--	--	--	5	0	1	1	0
1995-96	St-Hyacinthe	QMJHL	68	32	62	94	--	22	--	--	--	--	--	--	12	6	6	12	4
1996-97	Rouyn-Nor.	QMJHL	47	21	30	51	--	22	--	--	--	--	--	--	--	--	--	--	--
	Shawinigan	QMJHL	18	8	17	25	--	2	--	--	--	--	--	--	7	2	6	8	2
1997-98	Shawinigan	QMJHL	36	23	42	65	--	10	--	--	--	--	--	--	6	1	3	4	5
1998-99	Rochester	AHL	58	5	3	8	4	8	2	0	0	2	45	11.1	9	0	1	1	0
1999-00	Rochester	AHL	80	14	18	32	-13	20	3	0	5	1	125	11.2	21	2	4	6	16

RIGHT WING

Norman MILLEY

19



BORN: February 14, 1980; Toronto, Ontario
HEIGHT: 6'0" **WEIGHT:** 200
SHOOTS: RIGHT
LAST AMATEUR CLUB: Sudbury (OHL)
HOW ACQUIRED: Buffalo's 3rd choice, 47th overall, in 1998 Entry Draft.

1999-00: Scored 112 points (52+60) in 68 games with Sudbury (OHL).
CAREER: 1998-99: Scored 120 points in 68 games with Sudbury (OHL)…**1997-98:** Had 41 penalty minutes in 62 games...**1996-97:** Scored 62 points (30+32) with Sudbury.

			REGULAR SEASON												PLAYOFFS				
Season	Team	League	GP	G	A	TP	+/-	PIM	PP	SH	GW	GT	S	S%	GP	G	A	TP	PIM
1996-97	Sudbury	OHL	61	30	32	62	--	15	--	--	--	--	--	--	--	--	--	--	--
1997-98	Sudbury	OHL	62	33	41	74	--	48	--	--	--	--	--	--	10	0	1	1	4
1998-99	Sudbury	OHL	68	52	68	120	--	47	--	--	--	--	--	--	4	2	3	5	4
1999-00	Sudbury	OHL	68	52	60	112	--	47	--	--	--	--	--	--	--	--	--	--	--

GOALTENDER

Mika NORONEN

35



BORN: June 17, 1979; Tampere, Finland
HEIGHT: 6'1" **WEIGHT:** 206
CATCHES: LEFT
LAST AMATEUR CLUB: Tappara Tampere (Finland)
HOW ACQUIRED: Buffalo's first-round choice (21st overall) in 1997 Entry Draft.

1999-00: Played in 54 games (33-13-4) for Rochester (AHL)…Named Minor Pro Prospect of the Year by The Hockey News…Won the AHL Red Garrett Memorial Award for Top Rookie…Named to the 2000 AHL All-Rookie Team and the 2000 AHL Second All-Star Team… Named ITECH AHL Goaltender of the Month for February…Named Sher-Wood Player of the Week (2/28)…Set record in AHL for most shutouts by a goaltender in one playoff season(6).
CAREER: 1998-99: Spent entire season with Tappara (Finland)...Appeared in three games with Finland in 1999 World Junior Championships…**1997-98:** Won gold medal with Finland in 1998 World Junior Championships...Was second-team All-Star at World Junior Championships.

			REGULAR SEASON								PLAYOFFS					
Season	Team	League	GP	MIN	GA	SO	AVG.	W-L-T	GP	MIN	GA	SO	AVG.	W-L
1995-96	Finland	EJC-A	3	180	3	--	1.00	----	--	--	--	--	--	--
	Tappara	Finland	16	962	37	2	2.31	-- --	--	--	--	--	--	--
1996-97	Tappara	Finland	5	215	17	0	4.73	1-3-0	--	--	--	--	--	--
	Finland	EJC-A	5	300	8	--	1.60	----	--	--	--	--	--	--
	Finland	WJC-A	2	120	4	--	2.00	----	--	--	--	--	--	--
1997-98	Finland	WJC-A	5	314	8	--	1.53	----	--	--	--	--	--	--
	Tappara	Finland	47	1704	83	1	2.92	14-12-3	--	--	--	--	--	--
1998-99	Tappara	Finland	43	2494	135	2	3.25	18-20-5	--	--	--	--	--	--
1999-00	Rochester	AHL	54	3089	112	6	2.18	54-33-13	21	1234	37	6	1.80	13-8

LEFT WING

Andrew PETERS

26



BORN: May 5, 1980; St. Catharines, Ontario
HEIGHT: 6'4" **WEIGHT:** 213
SHOOTS: RIGHT
LAST AMATEUR CLUB: Oshawa (OHL)
HOW ACQUIRED: Buffalo's second-round choice (34th overall) in 1998 Entry Draft (from N.Y. Rangers).

1999-00: Scored 19 points in 42 games with Kitchener (OHL).
CAREER: 1998-99: Recorded 14 goals in 54 games with Oshawa (OHL)...Totaled 9 points (2+7) in 15 playoff games with Oshawa. **1997-98:** Tallied 220 penalty minutes with Oshawa (OHL)...Scored two goals in Memorial Cup playoffs with Oshawa.

			REGULAR SEASON												PLAYOFFS				
Season	Team	League	GP	G	A	TP	+/-	PIM	PP	SH	GW	GT	S	S%	GP	G	A	TP	PIM
1996-97	Georgetown	Tier 2-Jr	46	11	16	27	--	105	--	--	--	--	--	--	--	--	--	--	--
1997-98	Oshawa	OHL	60	11	7	18	--	220	--	--	--	--	--	--	7	2	0	2	19
1998-99	Oshawa	OHL	54	14	10	24	--	137	--	--	--	--	--	--	15	2	7	9	36
1999-00	Kitchener	OHL	42	6	13	19	--	95	--	--	--	--	--	--	--	--	--	--	--

LEFT WING

Darren VAN OENE

23



BORN: January 18, 1978; Edmonton, Alberta
HEIGHT: 6'4" **WEIGHT:** 215
SHOOTS: LEFT
LAST AMATEUR CLUB: Brandon (WHL)
HOW ACQUIRED: Buffalo's second-round choice (33rd overall) in 1996 NHL Entry Draft.

1999-00: Appeared in all 80 regular season games with Rochester (AHL) including 21 playoff games… Scored 20 goals and was third on the team in penalty minutes with 153.
CAREER: 1998-99: Appeared in 73 games with Rochester (AHL) in first professional season...Had two-point performance at Cincinnati (10/24) recording first goal, assist and point as professional...Missed eight playoff games with injury. **1997-98:** Scored 23 goals in 51 regular season games...Third on team in penalty minutes with 161...Appeared in 18 playoff games, scoring career-high 14 points (6+8) in postseason...Ranked in Brandon's top 10 for career penalty minutes...Has played in over 200 WHL games...**1996-97:** Scored 21 goals in 56 regular season appearances...Tied for second on team in playoff scoring with five points (2+3)...**1995-96:** Tallied 28 points in 47 games (10+18)...Led league in playoff penalty minutes (78) in 18 games...**1994-95:** Played career-high 58 regular season games...Appeared in 18 playoff games as rookie.

			REGULAR SEASON												PLAYOFFS				
Season	Team	League	GP	G	A	TP	+/-	PIM	PP	SH	GW	GT	S	S%	GP	G	A	TP	PIM
1994-95	Brandon	WHL	58	5	13	18	--	106	--	--	--	--	--	--	18	1	1	2	34
1995-96	Brandon	WHL	47	10	18	28	--	126	--	--	--	--	--	--	18	1	6	7	78
1996-97	Brandon	WHL	56	21	27	48	--	139	--	--	--	--	--	--	6	2	3	5	19
1997-98	Brandon	WHL	51	23	24	47	--	161	--	--	--	--	--	--	18	6	8	14	51
1998-99	Rochester	AHL	73	11	20	31	--	143	--	--	--	--	--	--	12	2	4	6	8
1999-00	Rochester	AHL	80	20	18	38	+18	153	4	0	3	0	120	16.7	21	1	3	4	24

IN THE SYSTEM

MILAN BARTOVIC

Selected in second round (35th overall) in 1999
Born: August 9, 1981
Right Wing
5'11", 183 lbs.

			Regular Season					Playoffs				
Season	Team	League	GP	G	A	TP	PIM	GP	G	A	TP	PIM
1998-99	Trencin Jr.	Slovakia	44	35	24	59	52	--	--	--	--	--
1999-00	Brandon	WHL	56	26	31	57	40	--	--	--	--	--

CRAIG BRUNEL

Selected in nineth round (263rd overall) in 1999
Born: November 12, 1979
Right Wing
6'0", 198 lbs.

			Regular Season					Playoffs				
Season	Team	League	GP	G	A	TP	PIM	GP	G	A	TP	PIM
1998-99	Prince Albert	WHL	50	10	8	18	173	--	--	--	--	--
1999-00	Red Deer	WHL	52	3	4	7	199	--	--	--	--	--

BRET DECECCO

Selected in seventh round (206th overall) in 1999
Born: May 20, 1980
Right Wing
5'10", 189 lbs.

			Regular Season					Playoffs				
Season	Team	League	GP	G	A	TP	PIM	GP	G	A	TP	PIM
1997-98	Seattle	WHL	71	36	56	92	84	--	--	--	--	--
1998-99	Seattle	WHL	72	57	43	100	81	--	--	--	--	--
1999-00	Seattle	WHL	51	29	26	55	55	--	--	--	--	--

SENEQUE HYACINTHE

Selected in sixth round (178th overall) in 1999
Born: February 22, 1981
Left Wing
6'0", 180 lbs.

			Regular Season					Playoffs				
Season	Team	League	GP	G	A	TP	PIM	GP	G	A	TP	PIM
1997-98	Laval	QMJHL	65	10	8	18	37	--	--	--	--	--
1998-99	Acadie-Bathurst	QMJHL	31	13	17	30	70	--	--	--	--	--
	Val D'Or	QMJHL	32	11	16	27	36	--	--	--	--	--
1999-00	Val D'Or	QMJHL	49	15	30	45	43	--	--	--	--	--

DOUG JANIK

Selected in second round (55th overall) in 1999
Born: March 26, 1980
Right Wing
6'2", 198 lbs.

			Regular Season					Playoffs				
Season	Team	League	GP	G	A	TP	PIM	GP	G	A	TP	PIM
1998-99	Univ. of Maine	Hockey East	29	3	12	15	40	--	--	--	--	--
	United States	World Junior	6	1	0	1	2	--	--	--	--	--
1999-00	Univ. of Maine	Hockey East	35	6	13	19	50	--	--	--	--	--

MATTHEW KINCH

Selected in fifth round (178th overall) in 1999
Born: February 17, 1980
Defense
5'11", 189 lbs.

			Regular Season					Playoffs				
Season	Team	League	GP	G	A	TP	PIM	GP	G	A	TP	PIM
1997-98	Calgary	WHL	55	7	24	31	13	--	--	--	--	--
1998-99	Calgary	WHL	68	14	69	83	16	--	--	--	--	--
1999-00	Calgary	WHL	62	14	61	75	24	--	--	--	--	--

ALES KOTALIK

Selected in sixth round (164th overall) in 1998
Born: December 23, 1978
Right Wing
6'1", 198 lbs.

			Regular Season					Playoffs				
Season	Team	League	GP	G	A	TP	PIM	GP	G	A	TP	PIM
1997-98	ZPS Zlin	Czech	47	9	7	16	14	--	--	--	--	--
1998-99	HC Budejovice	Czech	41	8	13	21	16	3	0	0	0	--
1999-00	HC Bubejovice	Czech	33	3	11	14	--	--	--	--	--	--

DAVID MORAVEC

Selected in eighth round (218th overall) in 1998
Born: March 24, 1973

Right Wing
6'0", 180 lbs.

			Regular Season					Playoffs				
Season	Team	League	GP	G	A	TP	PIM	GP	G	A	TP	PIM
1996-97	HC Vitkovice	Czech	52	18	22	40	30	9	6	3	9	0
1997-98	HC Vitkovice	Czech	51	38	26	64	28	11	6	9	15	8
1998-99	HC Vitkovice	Czech	40	17	14	31	--	4	1	1	2	--
1999-00	HC Vitkovice	Czech	29	10	14	24	--	--	--	--	--	--

KAREL MOSOVSKY

Selected in fourth round (117th overall) in 19998
Born: August 22, 1981

Left Wing
6'2", 198 lbs.

			Regular Season					Playoffs				
Season	Team	League	GP	G	A	TP	PIM	GP	G	A	TP	PIM
1998-99	Regina	WHL	68	26	25	51	58	--	--	--	--	--
1999-00	Regina	WHL	56	24	34	58	80	--	--	--	--	--

MIKE PANDOLFO

Selected in third round (77th overall) in 1998
Born: September 15, 1979

Left Wing
6'3", 226 lbs.

			Regular Season					Playoffs				
Season	Team	League	GP	G	A	TP	PIM	GP	G	A	TP	PIM
1996-97	St. Sebastien's	USHSE	32	27	28	55	30	--	--	--	--	--
1997-98	St. Sebastien's	USHSE	28	29	23	52	18	--	--	--	--	--
1998-99	Boston University	HE	31	11	3	14	26	--	--	--	--	--
1999-00	Bosotn University	HE	41	13	10	23	37	--	--	--	--	--

KAMIL PIROS

Selected in eighth round (212th overall) in 1997
Born: November 20, 1978

Center
6'1", 183 lbs.

			Regular Season					Playoffs				
Season	Team	League	GP	G	A	TP	PIM	GP	G	A	TP	PIM
1993-94	Most Jrs.	Cze.Jr	16	12	10	22	--	--	--	--	--	--
	Chemopetrol Lit.Jr	Cze.Jr	22	6	13	19	--	--	--	--	--	--
1994-95	Chemopetrol Lit.Jr	Cze.Jr	40	27	16	43	--	--	--	--	--	--
1995-96	Chemopetrol Lit.Jr	Cze.Jr	42	16	13	29	--	--	--	--	--	--
1996-97	Litvinov	Czech	38	4	9	13	10	--	--	--	--	--
	Chemopetrol Lit.Jr	Cze.Jr	3	2	1	3	--	--	--	--	--	--
1997-98	Chemopetrol Lit.	Czech	14	0	1	1	2	--	--	--	--	--
1998-99	Litvinov	Czech	41	7	9	16	10	--	--	--	--	--
1999-00	Litvinov	Czech	40	8	8	16	18	--	--	--	--	--

TIM PRESTON

Selected in third round (73rd overall) in 1999
Born: June 30, 1981

Left Wing
6'0", 193 lbs.

			Regular Season					Playoffs				
Season	Team	League	GP	G	A	TP	PIM	GP	G	A	TP	PIM
1997-98	Seattle	WHL	55	11	5	16	49	--	--	--	--	--
1998-99	Seattle	WHL	60	12	15	27	98	--	--	--	--	
1999-00	Seattle	WHL	68	16	17	33	62	--	--	--	--	--

BRAD SELF

Selected in eighth round (235th overall) in 1999
Born: February, 27 1981

Center
5'10", 165 lbs.

			Regular Season					Playoffs				
Season	Team	League	GP	G	A	TP	PIM	GP	G	A	TP	PIM
1998-99	Peterborough	OHL	48	17	12	19	8	--	--	--	--	--
1999-00	Peterborough	OHL	68	18	16	34	18	--	--	--	--	--

HENRIK TALLINDER

Selected in second round (48th overall) in 1997
Born: January 10, 1979

Defense
6'3", 194 lbs.

			Regular Season					Playoffs				
Season	Team	League	GP	G	A	TP	PIM	GP	G	A	TP	PIM
1996-97	AIK Solna	Sweden	Statistics Not Available									
	AIK Solna	Sweden	1	0	0	0	0	--	--	--	--	--
1997-98	Sweden	WJC-A	7	1	0	1	6	--	--	--	--	--
	AIK Solna	Sweden	34	0	0	0	26	--	--	--	--	--
1998-99	AIK Solna	Sweden	36	0	0	0	30	--	--	--	--	--
1999-00	AIK Solna	Sweden	40	1	2	3	55	--	--	--	--	--

EDO TERGLAV

Selected in ninth round (249th overall) in 1998
Born: January 24, 1980

Right Wing
6'0", 195 lbs.

			Regular Season					Playoffs				
Season	Team	League	GP	G	A	TP	PIM	GP	G	A	TP	PIM
1996-97	Lac St. Louis	Midget AAA	44	20	32	52	18	--	--	--	--	--
1997-98	Baie-Comeau	QMJHL	46	17	27	44	40	--	--	--	--	--
1998-99	Baie-Comeau	QMJHL	49	13	16	29	35	--	--	--	--	--
1999-00	Montreal	QMJHL	62	35	38	73	37	--	--	--	--	--

MICHAEL ZIGOMANIS

Selected in second round (64th overall) in 1999
Born: January 17, 1981

Center
6'0", 183 lbs.

			Regular Season					Playoffs				
Season	Team	League	GP	G	A	TP	PIM	GP	G	A	TP	PIM
1997-98	Kingston	OHL	62	23	51	74	30	--	--	--	--	--
1998-99	Kingston	OHL	67	29	56	85	36	--	--	--	--	--
1999-00	Kingston	OHL	59	40	54	94	49	--	--	--	--	--

GOALTENDERS

RYAN MILLER

Selected in fifth round (138th overall) in 1999
Born: July 17, 1980

Goaltender
6'1", 150 lbs

			Regular Season						Playoffs		
Season	Team	League	GP	W	L	T	MINS	GA	SO	GAA
1998-99	SOO	NAHL	45	--	--	--	2612	--	8	2.25
1999-00	Michagan State	CCHA	25	16	4	3	1453	--	--	1.36

2000 DRAFT SELECTIONS

ROUND ONE - 15th OVERALL

ARTEM KRIUKOV — CENTER

Born: March 5, 1982 in Russia 6'3", 180, Shoots: Left

Season	GP	G	A	PTS	PIM	Team (League)
1999-00	3	0	0	0	4	Yaroslav (Russia)

ROUND TWO - 48th OVERALL

GERARD DECAIRE — DEFENSE

Born: September 14, 1982 in Faro, Yukon 6'2", 190, Shoots: Left

Season	GP	G	A	PTS	PIM	Team (League)
1999-00	68	10	25	35	34	Seattle (WHL)

ROUND FOUR - 111th OVERALL

GHYSLAIN ROUSSEAU — GOALTENDER

Born: February 6, 1982 in Black Lake, Quebec 6'0", 161, Catches: Left

Season	GP	MIN	GAA	SO	SV%	Team (League)
1999-00	46	2301	3.83	0	.887	Baie-Comeau (QMJHL)

ROUND FIVE – 149th OVERALL (from San Jose)

DENIS DENISOV — DEFENSE

Born: December 31, 1981, in Moscow, Russia 6'0", 183, Shoots: Left

Season	GP	G	A	PTS	PIM	Team (League)
1999-00	39	1	8	09	16	HC Moscow (Russia)

ROUND SEVEN (A)– 213th OVERALL

VASILY BIZYAYEV — FORWARD

Born: June 6, 1982 in Russia 6'1", 185, Shoots:

Season	GP	G	A	PTS	PIM	Team (League)
1999-00	N/A	N/A	N/A	N/A	N/A	CSkA Jr. (Russia)

ROUND SEVEN (B) - 220th OVERALL (from Ottawa)

PAUL GAUSTAD — CENTER/LEFT WING

Born: February 3, 1982 in Fargo, North Dakota 6' 3", 180, Shoots Left

Season	GP	G	A	PTS	PIM	Team (League)
1999-00	60	47	53	100	81	Portland (WHL)

ROUND EIGHT - 258th OVERALL (from Calgary)

SEAN McMORROW — DEFENSE

Born: January 19, 1982 in Vancouver, B.C. 6'4", 200, Shoots: Right

Season	GP	MIN	GAA	SO	SV%	Team (League)
1999-00	62	0	2	2	142	Kitchener (OHL)

ROUND NINE - 277th OVERALL

RYAN COURTNEY — LEFT WING

Born: March 8, 1982 in Peterborough, Ont. 6'2", 185, Shoots: Left

Season	GP	MIN	GAA	SO	SV%	Team (League)
1999-00	65	10	22	32	44	Portland (WHL)

Pronunciations

Artem Kriukov - (CREE-o-Koff)
Gerard Decaire - (de-KARE)
Ghyslain Rousseau - (RUE-Soe)
Denis Denisov - (den-eh-SOFF)
Vasily Bizyayev - (biz-EYE-eff)
Paul Gaustad - (GO-stadd)

SABRES DRAFT SELECTIONS - 1970-2000

1970	RD.	NO.	POS.	AMATEUR TEAM
Perreault, Gilbert	1	1	C	Montreal Jr. Canadiens
Deadmarsh, Butch	2	15	LW	Brandon Wheat Kings
Cuddie, Steve	3	29	D	Toronto Marlboros
Wyrozub, Randy	4	43	C	Edmonton Oil Kings
Morton, Mike	5	57	F	Shawinigan Bruins
Keeler, Tim	6	71	D	Niagara Falls Flyers
Regan, Tim	7	84	G	Boston University
Rombough, Doug	8	97	C	St. Catharines Black Hawks
Nadeau, Luc	9	107	C	Drummondville Rangers

1971	RD.	NO.	POS.	AMATEUR TEAM
Martin, Richard	1	5	LW	Montreal Jr. Canadiens
Ramsay, Craig	2	19	LW	Peterborough TPT's
Hajt, Bill	3	33	D	Saskatoon Blades
Richer, Robert	4	47	C	Three Rivers Dukes
Warr, Steve	5	61	D	Clarkson University
Duguay, Pierre	6	75	C	Quebec Remparts

1972	RD.	NO.	POS.	AMATEUR TEAM
Schoenfeld, Jim	1	5	D	Niagara Falls Flyers
Carriere, Larry	2	25	D	Loyola Univ. (Montreal)
McMasters, Jim	3	37	D	Calgary Centennials
Campeau, Richard	4	53	D	Sorel Black Hawks
Gratton, Gilles	5	69	G	Oshawa Generals
McNab, Peter	6	85	RW	University of Denver

1973	RD.	NO.	POS.	AMATEUR TEAM
Titanic, Morris	1	12	LW	Sudbury Wolves
Landry, Jean	2	28	D	Quebec Remparts
Deschamps, Andre	3	44	LW	Quebec Remparts
Dupuis, Yvon	4	60	LW	Quebec Remparts
Smulders, Bob	5	76	RW	Peterborough TPT's
Korzack, Neil	6	92	RW	Peterborough TPT's
Young, Bob	7	108	D	University of Denver
O'Connell, Tim	8	124	RW	University of Vermont

1974	RD.	NO.	POS.	AMATEUR TEAM
Fogolin, Lee	1	11	D	Oshawa Generals
Gare, Danny	2	29	RW	Calgary Centennials
Deziel, Michel	3	47	LW	Sorel Black Hawks
McIntosh, Paul	4	65	D	Peterborough TPT's
Lariviere, Gary	5	83	D	St. Catharines Black Hawks
Given, David	6	101	D	Brown University
Noreau, Bernard	7	119	RW	Laval National
Constantin, Charles	8	136	LW	Quebec Remparts
Jodzio, Rick	9	153	LW	Hamilton Red Wings
Smith, Derek	10	168	C	Ottawa 67's
Tsujimoto, Taro	11	183	C	Tokyo Katanas
Geoffrion, Bob	12	196	LW	Cornwall Royals

1975	RD.	NO.	POS.	AMATEUR TEAM
Sauve, Bob	1	17	G	Laval National
Breitenbach, Ken	2	35	D	St. Catharines Black Hawks
Martin, Terry	3	44	LW	London Knights
McAdam, Gary	3	53	RW	St. Catharines Black Hawks
Neeld, Greg	4	71	D	Calgary Centennials
Edwards, Don	5	89	G	Kitchener Rangers
Minor, Jim	6	107	LW	Regina Pats
Rowe, Grant	7	125	D	Ottawa 67's
Tidey, Alex	8	143	RW	Lethbridge Broncos
Whitby, Andy	9	159	RW	Oshawa Generals
Moher, Len	10	174	G	University of Notre Dame

1976	RD.	NO.	POS.	AMATEUR TEAM
Kowal, Joe	2	33	LW	Hamilton Fincups
Maze, Henry	4	69	LW	Edmonton Oil Kings
Roscoe, Ron	5	87	D	Hamilton Fincups
Lemieux, Don	6	105	D	Three Rivers Draveurs

1977	RD.	NO.	POS.	AMATEUR TEAM
Seiling, Ric	1	14	RW	St. Catharines Fincups
Areschenkoff, Ron	2	32	C	Medicine Hat Tigers
Stewart, Bill	4	68	D	Niagara Falls Flyers
Sirois, Richard	5	86	G	Laval National
Ramsey, Wayne	6	104	D	Brandon Wheat Kings

1978	RD.	NO.	POS.	AMATEUR TEAM
Playfair, Larry	1	13	D	Portland Winter Hawks
McKegney, Tony	2	32	LW	Kingston Canadiens
McClanahan, Rob	3	49	LW	University of Minnesota
Gazdic, Mike	4	66	D	Sudbury Wolves
Ireland, Randy	5	82	G	Portland Winter Hawks
McGregor, Cam	6	99	LW	Cornwall Royals
Eastman, Dan	7	116	C	London Knights
Stroebel, Eric	8	133	C	University of Minnesota
O'Sullivan, Eugene	9	150	C	Calgary Wranglers

1979	RD.	NO.	POS.	AMATEUR TEAM
Ramsey, Mike	1	11	D	University of Minnesota
Ruff, Lindy	2	32	D	Lethbridge Broncos
Robinson, Mark	3	53	D	Victoria Cougars
Cloutier, Jacques	3	55	G	Three Rivers Draveurs
Hamel, Gilles	4	74	LW	Laval National
Haworth, Alan	5	95	C	Sherbrooke Beavers
Knickle, Rick	6	116	G	Brandon Wheat Kings

1980	RD.	NO.	POS.	AMATEUR TEAM
Patrick, Steve	1	20	RW	Brandon Wheat Kings
Moller, Mike	2	41	RW	Lethbridge Broncos
McKenna, Sean	3	56	RW	Sherbrooke Beavers
North, Jay	3	62	C	Jefferson H.S.
Wiemer, Jim	4	83	D	Peterborough Petes
Rueter, Dirk	5	104	D	Sault St. Marie Greyhounds
Naud, Daniel	6	125	D	Sorel Black Hawks
Paavola, Jari	7	146	G	T.P.S. (Finland)
Cunneyworth, Randy	8	167	C	Ottawa 67's
Beckon, Dave	9	188	C	Peterborough Petes
Bader, John	10	209	LW	Irondale H.S.

1981	RD.	NO.	POS.	AMATEUR TEAM
Dudacek, Jiri	1	17	RW	Czechoslovakia
Virta, Hannu	2	38	D	T.P.S. (Finland)
Aldred, Jim	3	59	LW	Kingston Canadiens
Chisholm, Colin	3	60	D	Calgary Wranglers
Eatough, Jeff	4	80	RW	Cornwall Royals
Wikberg, Anders	4	83	LW	Timra (Sweden)
Eivola, Mauri	5	101	C	T.P.S. (Finland)
Butorac, Ali	6	122	D	Ottawa 67's
Leime, Heikki	7	143	D	T.P.S. (Finland)
Orlando, Gates	8	164	C	Providence College
Sebek, Venci	9	185	D	Niagara Falls Flyers
Harper, Warren	10	206	RW	Prince Albert

1982	RD.	NO.	POS.	AMATEUR TEAM
Housley, Phil	1	6	D	South St. Paul H.S.
Cyr, Paul	1	9	LW	Victoria Cougars
Andreychuk, Dave	1	16	C	Oshawa Generals
Anderson, Mike	2	26	C	North St. Paul H.S.
Johansson, Jens	2	30	D	Pitea (Sweden)
Jutila, Timo	4	68	D	Tappara (Finland)
Hamilton, Jeff	4	79	C	Providence College
Logan, Bob	5	100	RW	West Island
Parker, Jeff	6	111	C	Mariner H.S.
Gustavsson, Jacob	6	121	G	Almtuna (Sweden)
Bishop, Alan	7	142	D	Niagara Falls Flyers
Verret, Claude	8	163	C	Three Rivers Draveurs
Norman, Rob	9	184	RW	Cornwall Royals
Craig, Mike	10	205	G	Billings Bighorns
Plankers, Jim	11	226	D	Cloquet H.S.

1983	RD.	NO.	POS.	AMATEUR TEAM
Barrasso, Tom	1	5	G	Acton-Boxboro H.S.
Lacombe, Normand	1	10	RW	Univ. of New Hampshire
Creighton, Adam	1	11	C	Ottawa 67's
Tucker, John	2	31	C	Kitchener Rangers
Hajdu, Richard	2	34	LW	Kamloops Jr. Oilers
Puppa, Daren	4	74	G	Kirkland Lake Intermediates
Meyer, Jayson	5	94	D	Regina Pats
Hofford, James	6	114	D	Windsor Spitfires
Ruuttu, Christian	7	134	C	IFK, Helsinki (Finland)
McSween, Don	8	154	D	Redford (Mich.) Royals
Hoover, Tim	9	174	D	Sault St. Marie Greyhounds
Ferner, Mark	10	194	D	Kamloops Blazers
Krupp, Uwe	11	214	D	Kolner (West Germany)
Hamelin, Marc	12	234	G	Shawinigan Cataracts
Salfi, Kermit	12	235	LW	Northwood Prep H.S.

1984	RD.	NO.	POS.	AMATEUR TEAM
Andersson, Mikael	1	18	LW	Vastra Frolunda (Sweden)
Trapp, Doug	2	39	LW	Regina Pats
Sheppard, Ray	3	60	RW	Cornwall Royals
Halkidis, Bob	4	81	D	London Knights
Rampton, Joey	5	102	LW	Sault Ste. Marie Greyhounds
Gasseau, James	6	123	D	Drummondville
Wakaluk, Darcy	7	144	G	Kelowna Wings
Stambert, Orwar	8	165	D	Djurgardens (Sweden)
McKinnon, Brian	10	207	C	Ottawa 67's
Delcourt, Grant	11	228	RW	Kelowna Wings
Baker, Sean	12	249	LW	Seattle Breakers

1985	RD.	NO.	POS.	AMATEUR TEAM
Johansson, Calle	1	14	D	Vastra Frolunda (Sweden)
Hogue, Benoit	2	35	C	St. Jean Beavers
Gretzky, Keith	3	56	C	Windsor Compuware Spitfires
Moylan, Dave	4	77	D	Sudbury Wolves
Priestlay, Ken	5	98	C	Victoria Cougars
Reekie, Joe	6	119	D	Cornwall Royals
Matikainen, Petri	7	140	D	Sapko (Finland)
Kaese, Trent	8	161	RW	Lethbridge Broncos
Sejba, Jiri	9	182	LW	Dukla Jihlava (Czech.)
Sutton, Boyd	10	203	C	Stratford Jr. B
Larose, Guy	11	224	C	Guelph Platers
Baumgartner, Ken	12	245	D	Prince Albert Raiders

1986	RD.	NO.	POS.	AMATEUR TEAM
Anderson, Shawn	1	5	D	Team Canada
Brown, Greg	2	26	D	St. Marks H.S.
Corkum, Bob	3	47	RW	University of Maine
Kerr, Kevin	3	56	RW	Windsor Compuware Spitfires
Baseggio, David	4	68	D	Yale University
Rooney, Larry	5	89	D	Thayer
Baldris, Miguel	6	110	D	Shawinigan Cataracts
Hartman, Mike	7	131	RW	North Bay Centennials
Guay, Francois	8	152	LW	Laval Titans
Whitham, Shawn	9	173	D	Providence College
Rein, Kenton	10	194	G	Prince Albert Raiders
Arndt, Troy	11	215	D	Portland Winter Hawks
Capello, Jeff	S1	5	LW	University of Vermont
Cullen, John	S2	10	C	Boston University

1987	RD.	NO.	POS.	AMATEUR TEAM
Turgeon, Pierre	1	1	C	Granby Bisons
Miller, Brad	2	22	D	Regina Pats
MacVicar, Andrew	3	53	LW	Peterborough Petes
Bradley, John	4	84	G	New Hampton H.S.
Pergola, David	5	85	RW	Belmont Hill H.S.
Marshall, Chris	6	106	LW	Boston College
Flanigan, Paul	7	127	D	New Hampton H.S.
Dooley, Sean	8	148	D	Groton
Roberts, Tim	8	153	C	Deerfield Academy
Tkachuk, Grant	9	169	LW	Saskatoon Blades
Herbers, Ian	10	190	D	Swift Current Broncos
Littman, David	11	211	G	Boston College
MacIssac, Allan	12	232	LW	Guelph Platers
Snuggerud, Dave	S1	1	LW	University of Minnesota
de Carle, Mike	S2	6	RW	Lake Superior St.

1988	RD.	NO.	POS.	AMATEUR TEAM
Savage, Joel	1	13	RW	Victoria Cougars
Loewen, Darcy	3	55	LW	Spokane Chiefs
Carney, Keith	4	76	D	Mt. St. Charles H.S.
Mogilny, Alexander	5	89	RW	ZSKA Moscow
Ray, Rob	5	97	LW	Cornwall Royals
Di Vita, David	6	106	D	Lake Superior St.
McLaughlin, Mike	6	118	LW	Choate
Griffith, Mike	7	139	RW	Ottawa 67's
Ruoho, Daniel	8	160	D	Madison Memorial H.S.
Flaherty, Wade	9	181	G	Victoria Cougars
Nieman, Thomas	11	223	RW	Choate
Wallwork, Robert	12	244	C	Miami (Ohio) University
Davies, Clarke	S3	18	D	Ferris State University

1989	RD.	NO.	POS.	AMATEUR TEAM
Haller, Kevin	1	14	D	Regina Pats
Thomas, Scott	3	56	RW	Nichols H.S.
MacDonald, Doug	4	77	C	University of Wisconsin
Sutton, Ken	5	98	D	Saskatoon Blades
Pye, Bill	6	107	G	Northern Michigan University
Barkley, Mike	6	119	RW	University of Maine
Plante, Derek	8	161	C	Cloquet (Minn.) H.S.
Audette, Donald	9	183	RW	Laval Titans
Astley, Mark	10	194	D	Lake Superior St.
Nelson, John	10	203	C	Toronto Marlboros
Henderson, Todd	11	224	G	Thunder Bay
Bavis, Michael	12	245	RW	Cushing Academy
Boyce, Ian	S3	19	LW	University of Vermont

1990	RD.	NO.	POS.	AMATEUR TEAM
May, Brad	1	14	LW	Niagara Falls Thunder
McCarthy, Brian	4	82	C	Pingree H.S. (Mass.)
Smehlik, Richard	5	97	D	Vitkovice (Czech.)
Bojcun, Todd	5	100	G	Peterborough Petes
Pascall, Brad	5	103	D	Univ. of North Dakota
Gordiouk, Viktor	7	142	LW	Krylja Sovetov
Nedoma, Milan	8	166	D	Zetor Brno (Czech.)
Winch, Jason	9	187	LW	Niagara Falls Thunder
Naud, Sylvain	10	208	RW	Laval Titans
Martin, Kenneth	11	229	LW	Belmont Hill H.S. (Mass.)
Rubachuk, Brad	12	250	C	Lethbridge Hurricanes
McFarlane, Shane	S3	24	C	Univ. of North Dakota

1991	RD.	NO.	POS.	AMATEUR TEAM
Boucher, Philippe	1	13	D	Granby Bisons
Dawe, Jason	2	35	LW	Peterborough Petes
Young, Jason	3	57	LW	Sudbury Wolves
Ambroziak, Peter	4	72	LW	Ottawa 67's
Shields, Steve	5	101	G	Univ. of Michigan
O'Donnell, Sean	6	123	D	Sudbury Wolves
Holzinger, Brian	6	124	C	Detroit Red Wings Jr. A
Snell, Chris	7	145	D	Ottawa 67's
Kuntos, Jiri	8	162	D	Jihlava (Czech.)
Iob, Tony	9	189	LW	Sault St. Marie Greyhounds
Meany, Spencer	10	211	RW	St. Lawrence University
Volkov, Mihail	11	233	RW	Krylja (U.S.S.R.)
Smith, Mike	12	255	D	Lake Superior State
Steer, Jamie	S3	19	RW	Michigan Tech

1992	RD.	NO.	POS.	AMATEUR TEAM
Cooper, David	1	11	D	Medicine Hat (WHL)
Cierny, Jozef	2	35	LW	Zvolen (Czech.)
Steiner, Ondrej	3	59	C	Plzen (Czech.)
Melanson, Dean	4	80	D	St. Hyacinthe (QMJHL)
Barnaby, Matthew	4	83	LW	Beauport (QMJHL)
Ketterer, Markus	5	107	G	Jokerit (Finland)
Khmylev, Yuri	5	108	LW	Krylja (CIS)
Rushforth, Paul	6	131	C	North Bay (OHL)
Tiltgen, Dean	8	179	C	Tri-City (WHL)
Simon, Todd	9	203	C	Niagara Falls (OHL)
Kowalsky, Rick	10	227	RW	Sault St. Marie (OHL)
Clancy, Chris	11	251	LW	Cornwall (OHL)

1993	RD.	NO.	POS.	AMATEUR TEAM
Tsygurov, Denis	2	38	D	Lada Togliatti (CIS)
Philpott, Ethan	3	64	RW	Phillips Andover Academy
Safarik, Richard	5	116	LW	Nitra (EUR)
Pozzo, Kevin	6	142	D	Moose Jaw (WHL)
Petrenko, Sergei	7	168	LW	Dynamo Moscow (CIS)
Barrie, Mike	8	194	C	Victoria (WHL)
Moore, Barrie	9	220	LW	Sudbury (OHL)
Davis, Chris	10	246	G	Calgary Royals (Tier 2)
Nichol, Scott	11	272	C	Portland (WHL)

1994	RD.	NO.	POS.	AMATEUR TEAM
Primeau, Wayne	1	17	C	Owen Sound (OHL)
Brown, Curtis	2	43	C	Moose Jaw (WHL)
Ndur, Rumun	3	69	D	Guelph (OHL)
Klimentiev, Sergei	5	121	D	Medicine Hat (WHL)
Benazic, Cal	6	147	D	Medicine Hat (WHL)
Plouffe, Steve	7	168	G	Granby (QMJHL)
Hnidy, Shane	7	173	D	Prince Albert (WHL)
Webb, Steve	7	176	RW	Peterborough (OHL)
Westerby, Bob	8	199	LW	Kamloops (WHL)
Millar, Craig	9	225	D	Swift Current (WHL)
Polak, Mark	10	251	C	Medicine Hat (WHL)
Wright, Shayne	11	277	D	Owen Sound (OHL)

1995	RD.	NO.	POS.	AMATEUR TEAM
McKee, Jay	1	14	D	Niagara Falls (OHL)
Biron, Martin	1	16	G	Beauport (QMJHL)
Dutiaume, Mark	2	42	LW	Brandon (WHL)
Sunderland, Mathieu	3	68	RW	Drummondville (QMJHL)
Davidson, Matt	4	94	RW	Portland (WHL)
Menhart, Marian	5	111	D	Litvinov (Czech.)
Popp, Kevin	5	119	D	Seattle (WHL)
Bienvenue, Daniel	5	123	LW	Val d'Or (QMJHL)
Scott, Brian	7	172	C	Kitchener (OHL)
Zanutto, Mike	8	198	C	Oshawa (OHL)
Skrlac, Rob	9	224	LW	Kamloops (WHL)

1996	RD.	NO.	POS.	AMATEUR TEAM
Rasmussen, Erik	1	7	C/LW	Univ. of Minnesota (WCHA)
Sarich, Cory	2	27	D	Saskatoon (WHL)
Van Oene, Darren	2	33	LW	Brandon (WHL)
Methot, Francois	3	54	C	St. Hyacinthe (QMJHL)
Walsh, Kurt	4	87	RW	Owen Sound (OHL)
Martone, Mike	4	106	D	Peterborough (OHL)
Tezikov, Alexei	5	115	D	Lada Togliatti (CIS)
Davis, Ryan	6	142	RW	Owen Sound (OHL)
Mortier, Darren	6	161	C	Sarnia (OHL)
Buhler, Scott	9	222	G	Medicine Hat (WHL)

SABRES FACT

The Sabres have had the number one overall choice in the NHL draft twice: 1970 (Gil Perreault) and 1987 (Pierre Turgeon).

1997	RD.	NO.	POS.	AMATEUR TEAM
Noronen, Mika	1	21	G	Tappara (Finnish)
Tallinder, Henrik	2	48	D	AIK (Swedish Jr.)
Afinogenov, Maxim	3	69	RW	Dynamo (Russia)
Martin, Jeff	3	75	C	Windsor (OHL)
Theoret, Luc	4	101	D	Lethbridge (WHL)
DiRoberto, Torrey	5	128	C	Seattle (WHL)
Campbell, Brian	6	156	D	Ottawa (OHL)
Adduono, Jeremy	7	184	RW	Sudbury (OHL)
Piros, Kamil	8	212	C	Litvinov (Czech.)
Kemp, Dylan	9	238	D	Lethbridge (WHL)

1998	RD.	NO.	POS.	AMATEUR TEAM
Kalinin, Dimitri	1	18	D	Traktor (Russia)
Peters, Andrew	2	34	LW	Oshawa (OHL)
Milley, Norman	2	47	RW	Sudbury (OHL)
Kristek, Jaroslav	2	50	RW	ZPS Zlin (Czech.)
Pandolfo, Mike	3	77	LW	St. Sebastien's (USHSE)
Goldade, Aaron	5	137	C	Brandon (WHL)
Kotalik, Ales	6	164	RW	HC Ceske Budejovice (Czech.)
Moran, Brad	7	191	C	Calgary (WHL)
Moravec, David	8	218	RW	HC Vitkovice (Czech.)
Terglav, Edo	9	249	RW	Baie-Comeau (QMJHL)

1999	RD.	NO.	POS.	AMATEUR TEAM
Heisten, Barrett	1	20	LW	Univ. of Maine (Hockey E.)
Bartovic, Milan	2	35	RW	Trencin (Slovakia)
Janik, Doug	2	55	D	Univ. of Maine (Hockey E.)
Zigomanis, Michael	2	64	C	Kingston (OHL)
Preston, Tim	3	73	LW	Seattle (WHL)
Mosovsky, Karel	4	117	LW	Regina (WHL)
Miller, Ryan	5	138	G	Soo (NAHL)
Kinch, Matthew	5	146	D	Calgary (WHL)
Hyacinthe, Seneque	6	178	LW	Val D'Or (QMJHL)
Dececco, Bret	7	206	RW	Seattle (WHL)
Self, Brad	8	235	C	Peterborough (OHL)
Brunel, Craig	9	263	RW	Prince Albert (WHL)

2000	RD.	NO.	POS.	AMATEUR TEAM
Kriukov, Artem	1	15	C	Yaroslavl (Russia)
Decaire, Gerard	2	48	D	Seattle (WHL)
Rousseau, Ghyslain	4	111	G	Baie-Comeau (QMJHL)
Denisov, Denis	5	149	D	HC Moscow (Russia)
Bizyayev, Vasily	7	213	F	CSKA Jr. (Russia)
Gaustad, Paul	7	220	C/LW	Portland (WHL)
McMorrow, Sean	8	258	D	Kitchener (OHL)
Courtney, Ryan	9	277	LW	Windsor (OHL)

S in round number refers to the supplemental draft

ALL-TIME INDIVIDUAL SCORING - REGULAR SEASON

A

Player (Seasons)	GP	G	A	PTS	PIM	Unif. No.
Maxim Afinogenov (1999-00)	65	16	18	34	41	61
Peter Ambroziak (1994-95)	12	0	1	1	0	12
Ron Anderson (1970-71--1971-72)	111	14	16	30	63	16
Shawn Anderson (1986-87--1989-90)	113	6	26	32	66	37
Mikael Andersson (1985-86--1988-89)	99	4	33	37	18	14
Paul Andrea (1970-71)	47	11	21	32	4	21
Dave Andreychuk (1982-83--1992-93)	763	348	423	771	574	25,29
Scott Arniel (1986-87--1989-90)	295	64	74	138	243	9
Mark Astley (1993-94--1995-96)	75	4	19	23	92	21,33
Steve Atkinson (1970-71--1973-74)	255	49	47	96	96	19
Donald Audette (1990-91--1997-98)	409	164	125	289	323	28,45

B

Player (Seasons)	GP	G	A	PTS	PIM	Unif. No.
Terry Ball (1970-71--1971-72)	12	0	1	1	6	21,28
Matthew Barnaby (1992-93--1998-99)	317	47	79	126	1248	36
Stu Barnes (1998-99--1999-00)	99	20	29	49	26	41
Tom Barrasso (1983-84--1988-89)	266	0	17	17	182	30
Doug Barrie (1970-71--1971-72)	102	6	28	34	213	5
Martin Biron (1995-96; 1998-99--1999-00)	50	0	0	0	0	00,43
James Black (1993-94)	2	0	0	0	0	40
John Blue (1995-96)	5	0	0	0	0	1
Doug Bodger (1988-89--1995-96)	479	54	233	287	506	8
Mike Boland (1978-79)	22	1	2	3	29	15
Philippe Boucher (1992-93--1994-95)	65	7	16	23	43	24,4
Bob Boughner (1995-96--1997-98)	177	2	11	13	494	6,46,4
Ken Breitenbach (1975-76--1976-77; 1978-79)	68	1	13	14	49	23,26
Gary Bromley (1973-74--1975-76)	63	0	4	4	4	24,28,29
Curtis Brown (1994-95--1999-00)	248	55	76	131	152	37
Greg Brown (1990-91;1992-93)	49	1	3	4	41	15,9
Paul Brydges (1986-87)	15	2	2	4	6	16
Randy Burridge (1995-96--1997-98)	159	39	60	99	50	12
Ron Busniuk (1972-73--1973-74)	6	0	3	3	13	21,24
Mike Byers (1971-72)	46	9	7	16	12	12

C

Player (Seasons)	GP	G	A	PTS	PIM	Unif. No.
Brian Campbell (1999-00)	12	1	4	5	4	51
Keith Carney (1991-92--1993-94)	51	4	9	13	77	6,26
Larry Carriere (1972-73--1974-75;1977-78)	206	9	43	52	284	5,23
Peter Ciavaglia (1991-92--1992-93)	5	0	0	0	0	12
Jacques Cloutier (1981-82--1982-83;1984-85--1988-89)	144	0	7	7	29	1,29
Real Cloutier (1983-84--1984-85)	82	24	36	60	25	8
Rob Conn (1995-96)	28	2	5	7	18	25
Bob Corkum (1989-90; 1991-92--1992-93)	96	10	8	18	63	29,42
Adam Creighton (1983-84--1988-89)	172	40	60	100	196	15,34,38
Roger Crozier (1970-71--1975-76)	202	0	3	3	24	1
Randy Cunneyworth (1980-81;1998-99)	21	2	4	6	49	7,19,23
Brian Curran (1990-91--1991-92)	20	0	1	1	57	39,41
Paul Cyr (1982-83--1987-88)	342	85	111	196	454	8,18

D

Player (Seasons)	GP	G	A	PTS	PIM	Unif. No.
Joe Daley (1970-71)	38	0	1	1	12	30
Mal Davis (1982-83--1985-86)	89	29	22	51	34	25,29
Jason Dawe (1993-94--1997-98)	290	79	79	158	132	17,43
Butch Deadmarsh (1970-71--1972-73)	56	2	2	4	39	8,9,16,24
Dale DeGray (1989-90)	6	0	0	0	6	28
Gerry Desjardins (1974-75--1977-78)	116	0	1	1	4	30
Gord Donnelly (1991-92--1993-94)	134	5	11	16	557	34
Mike Donnelly (1987-88--1989-90)	74	11	16	27	62	7,16,24
Tom Draper (1991-92--1992-93)	37	0	3	3	4	35
Dave Dryden (1970-71--1973-74)	120	0	2	2	4	28,30
Rick Dudley (1972-73--1974-75;1978-79--1980-81)	279	70	94	164	264	9,17
Dick Duff (1970-71--1971-72)	61	9	15	24	12	8,20
Richie Dunn (1977-78--1981-82;1985-86--1988-89)	327	27	105	132	235	3,21,26,29
Steve Dykstra (1985-86--1987-88)	128	5	23	28	378	4,42

E

Player (Seasons)	GP	G	A	PTS	PIM	Unif. No.
Jeff Eatough (1981-82)	1	0	0	0	0	19
Don Edwards (1976-77--1981-82)	307	0	11	11	32	1,29
Darren Eliot (1988-89)	2	0	0	0	0	34
Brian Engblom (1985-86)	30	1	4	5	16	28
Bob Errey (1992-93)	8	1	3	4	4	12
Chris Evans (1971-72)	61	6	18	24	98	24

F

Player (Seasons)	GP	G	A	PTS	PIM	Unif. No.
Rocky Farr (1972-73--1974-75)	19	0	0	0	2	28,30
Dave Fenyves (1982-83--1986-87)	148	2	27	29	87	8,31
Mark Ferner (1986-87; 1988-89)	15	0	3	3	11	28,29
Ron Fischer (1981-82--1982-83)	18	0	7	7	6	6,23,28
Reg Fleming (1970-71)	78	6	10	16	159	9
Lee Fogolin (1974-75--1978-79; 1986-87)	338	8	70	78	432	5,33
Mike Foligno (1981-82--1990-91)	664	247	264	511	1450	17
Lou Franceschetti (1990-91--1991-92)	36	1	8	9	26	15,37,34
Grant Fuhr (1992-93--1994-95)	64	0	4	4	26	31

G

Player (Seasons)	GP	G	A	PTS	PIM	Unif. No.
Jody Gage (1985-86; 1987-88; 1991-92)	18	3	3	6	2	12,14,33
Garry Galley (1994-95--1996-97)	163	15	87	102	193	3
Paul Gardner (1985-86)	2	0	0	0	0	28
Danny Gare (1974-75--1981-82)	503	267	233	500	686	18
Clark Gillies (1986-87--1987-88)	86	15	19	34	132	39,90
Jere Gillis (1982-83)	3	0	0	0	0	25
Doug Gilmour (1999-00)	11	3	14	17	12	93
Viktor Gordiouk (1992-93; 1994-95)	26	3	8	11	0	9
John Gould (1971-72--1973-74; 1979-80)	92	14	12	26	13	17,21,23,24
Phil Goyette (1970-71--1971-72)	97	18	67	85	20	10
Jean-Luc Grand-Pierre (1998-99--1999-00)	27	0	1	1	32	34
Chris Gratton (1999-00)	14	1	7	8	15	77
Norm Gratton (1972-73--1974-75)	102	15	23	38	30	9,14
Michal Grosek (1995-96--1999-00)	308	62	98	160	299	18
Francois Guay (1989-90)	1	0	0	0	0	43
Jocelyn Guevremont (1974-75--1978-79)	326	38	130	168	189	3,22

H

Player (Seasons)	GP	G	A	PTS	PIM	Unif. No.
Richard Hajdu (1985-86--1986-87)	5	0	0	0	4	8,28
Bill Hajt (1973-74--1986-87)	854	42	202	244	433	24
Bob Halkidis (1984-85--1988-89)	89	2	14	16	315	18,19
Kevin Haller (1989-90--1991-92)	81	7	23	30	95	7,15
Denis Hamel (1999-00)	3	1	0	1	0	55
Gilles Hamel (1980-81--1985-86)	365	92	114	206	215	9,17,18
Al Hamilton (1970-71--1971-72)	145	6	58	64	176	6
Dave Hannan (1991-92--1995-96)	249	23	56	79	206	41,14
Hugh Harris (1972-73)	60	12	26	38	17	21
Paul Harrison (1981-82)	6	0	0	0	2	30
Mike Hartman (1986-87--1990-91)	225	34	25	59	890	20
Dominik Hasek (1992-93--1999-00)	424	0	10	10	82	39
Dale Hawerchuk (1990-91--1994-95)	342	110	275	385	204	10
Alan Haworth (1980-81--1981-82)	106	37	38	75	64	14
Bob Hess (1981-82)	33	0	8	8	14	23
Randy Hillier (1991-92)	28	0	1	1	48	23
Larry Hillman (1971-72--1972-73)	121	6	35	41	114	5
Jim Hofford (1985-86--1986-87)	17	0	0	0	45	3,33
Benoit Hogue (1987-88--1991-92)	196	45	67	112	273	33
Jason Holland (1998-99--1999-00)	9	0	1	1	8	29,20
Brian Holzinger (1994-95--1999-00)	352	70	97	167	202	19
Tim Horton (1972-73--1973-74)	124	1	22	23	109	2
Ed Hospodar (1987-88)	42	0	1	1	98	24
Doug Houda (1994-95--1995-96; 1999-00)	67	2	5	7	132	20,6
Bill Houlder (1990-91--1992-93)	32	4	7	11	18	23,37,47
Phil Housley (1982-83--1989-90)	608	178	380	558	386	6
Charlie Huddy (1994-95--1996-97)	85	7	9	16	95	22
Brent Hughes (1995-96)	76	5	10	15	148	17
Pat Hughes (1985-86)	50	4	9	13	25	26
Mike Hurlbut (1997-98--1999-00)	5	0	0	0	4	21

I

Player (Seasons)	GP	G	A	PTS	PIM	Unif. No.
Billy Inglis (1970-71)	14	0	1	1	6	8
Randy Ireland (1978-79)	2	0	0	0	0	30

J

Player (Seasons)	GP	G	A	PTS	PIM	Unif. No.
Dane Jackson (1995-96)	22	5	4	9	41	24,29
Jim Jackson (1987-88)	5	2	0	2	0	8
Val James (1981-82)	7	0	0	0	16	26,29,30
Grant Jennings (1995-96)	6	0	0	0	28	4
Calle Johansson (1987-88--1988-89)	118	6	49	55	70	3
Timo Jutila (1984-85)	10	1	5	6	13	4
Joe Juneau (1998-99)	9	1	1	2	2	90

K

Player (Seasons)	GP	G	A	PTS	PIM	Unif. No.
Trent Kaese (1988-89)	1	0	0	0	0	39
Larry Keenan (1970-71--1971-72)	66	9	20	29	8	21,26
Dean Kennedy (1989-90--1990-91)	144	6	20	26	172	26
Yuri Khmylev (1992-93--1995-96)	254	63	87	150	131	13
Jerry Korab (1973-74--1979-80; 1983-84--1984-85)	537	67	216	283	870	4,44
Jim Korn (1986-87)	52	4	10	14	158	4,34
Joe Kowal (1976-77--1977-78)	22	0	5	5	13	27
Skip Krake (1970-71)	74	4	5	9	68	12
Uwe Krupp (1986-87--1991-92)	327	25	78	103	386	4,40
Paul Kruse (1997-98--1999-00)	66	4	1	5	206	24,29
Tom Kurvers (1986-87)	55	6	17	23	24	28

L

Player (Seasons)	GP	G	A	PTS	PIM	Unif. No.
Francois Lacombe (1970-71)	1	0	1	1	2	19
Norm Lacombe (1984-85--1986-87)	84	12	18	30	46	32
Pat LaFontaine (1991-92--1996-97)	268	158	227	385	207	16
Jean-Guy Lagace (1970-71)	3	0	0	0	2	21
Yvon Lambert (1981-82)	77	25	39	64	38	15
Chris Langevin (1983-84; 1985-86)	22	3	1	4	22	15
Reed Larson (1989-90)	1	0	0	0	0	55
Danny Lawson (1971-72)	78	10	6	16	15	9
Real Lemieux (1973-74)	11	1	1	2	4	16
Grant Ledyard (1988-89--1992-93)	240	18	71	89	181	3
Don Lever (1985-86--1986-87)	39	10	3	13	10	8,20
David Littman (1990-91--1991-92)	2	0	0	0	0	1,34
Darcy Loewen (1989-90--1991-92)	12	0	0	0	14	36
Bob Logan (1986-87--1987-88)	38	10	5	15	0	26
Jim Lorentz (1971-72--1977-78)	487	134	197	331	126	8
Don Luce (1971-72--1980-81)	766	216	310	526	304	14,20
Jan Ludvig (1987-88--1988-89)	26	1	8	9	104	36
Steve Ludzik (1989-90)	11	0	1	1	6	14

M

Player (Seasons)	GP	G	A	PTS	PIM	Unif. No.
Doug Macdonald (1992-93--1994-95)	11	1	0	1	2	44
Kevin Maguire (1987-88--1989-90)	167	18	25	43	518	19
Mikko Makela (1990-91)	60	15	7	22	25	42
Clint Malarchuk (1988-89--1991-92)	102	0	6	6	41	30
Dave Maloney (1984-85)	52	1	21	22	41	26
Don Marshall (1970-71)	62	20	29	49	6	22
Rick Martin (1971-72--1980-81)	681	382	313	695	475	7,8,9
Terry Martin (1975-76--1978-79)	148	20	22	42	50	25
Brad May (1991-92--1997-98)	425	67	89	156	1323	10,48,27
Gary McAdam (1975-76--1978-79; 1982-83)	227	40	45	85	76	12,15,32
Rob McClanahan (1979-80--1980-81)	66	5	17	22	38	15
Dale McCourt (1981-82--1983-84)	119	41	56	97	22	7
Brian McDonald (1970-71)	12	0	0	0	29	20
Paul McIntosh (1974-75--1975-76)	47	0	2	2	66	3
Ray McKay (1971-72--1972-73)	40	0	3	3	18	22,24
Jay McKee (1995-96--1999-00)	250	7	41	48	204	74,38
Tony McKegney (1978-79--1982-83)	363	127	141	268	117	8
Sean McKenna (1981-82--1985-86)	237	56	53	109	120	12,19,23
Dave McLlwain (1991-92)	5	0	0	0	2	20
Mike McMahon (1970-71)	12	0	0	0	0	4
Peter McNab (1973-74--1975-76)	154	49	59	108	26	16,22,24
Bryan McSheffrey (1974-75)	3	0	0	0	0	15
Don McSween (1987-88;1989-90)	9	0	1	1	12	32,39
Gerry Meehan (1970-71--1974-75)	306	94	114	208	60	15
Dean Melanson (1994-95)	5	0	0	0	4	3
Scott Metcalfe (1987-88--1989-90)	17	1	2	3	18	12,32,34
Larry Mickey (1971-72--1974-75)	117	20	14	34	65	12,21
Brad Miller (1988-89--1991-92)	63	1	4	5	265	42,44
Alexander Mogilny (1989-90--1994-95)	381	211	233	444	203	89
Mike Moller (1980-81--1984-85)	127	13	27	40	41	9,14,29
Randy Moller (1991-92--1993-94)	126	5	20	25	296	24
Mitch Molloy (1989-90)	2	0	0	0	10	40
Bob Mongrain (1979-80--1981-82;1983-84--1984-85)	70	11	11	22	12	8,25,32
Barrie Moore (1995-96--1996-97)	34	2	6	8	18	38,37
David Moravec (1999-00)	1	0	0	0	0	64
Craig Muni (1993-94--1995-96)	160	2	18	20	167	5
Hap Myers (1970-71)	13	0	0	0	6	25
Phil Myre (1982-83)	5	0	0	0	2	33

N

Player (Seasons)	GP	G	A	PTS	PIM	Unif. No.
Mark Napier (1986-87--1988-89)	128	26	30	56	41	65
Rumun Ndur (1996-97--1997-98)	3	0	0	0	4	40
Scott Nichol (1995-96;1997-98)	5	0	0	0	14	45
Joe Noris (1973-74)	18	0	0	0	2	23

O

Player (Seasons)	GP	G	A	PTS	PIM	Unif. No.
Gates Orlando (1984-85--1986-87)	98	18	26	44	51	23
Kevin O'Shea (1970-71--1971-72)	93	10	13	23	52	18

P-Q

Player (Seasons)	GP	G	A	PTS	PIM	Unif. No.
Wilf Paiement (1986-87)	56	20	17	37	108	27
Jeff Parker (1986-87--1989-90)	137	16	19	35	161	28,29
Greg Paslawski (1990-91)	12	2	1	3	4	12
James Patrick (1998-99--1999-00)	111	6	15	21	38	3
Steve Patrick (1980-81--1984-85)	152	21	34	55	125	26
Colin Patterson (1991-92--1992-93)	88	8	10	18	52	17
Scott Pearson (1994-95--1995-96)	41	6	1	7	87	33,29
Michael Peca (1995-96--1999-00)	363	96	121	217	352	27Gil Perreault
(1970-71--1986-87)	1191	512	814	1326	500	11
Brian Perry (1970-71)	1	0	0	0	0	19
Brent Peterson (1981-82--1984-85)	265	43	63	106	180	20
Sergei Petrenko (1993-94)	15	0	4	4	0	15
Domenic Pittis (1998-99--1999-00)	11	1	0	1	8	83,12,28
Derek Plante (1993-94--1997-98)	354	87	134	221	114	26
Larry Playfair (1978-79--1985-86;1988-89--1989-90)	577	24	76	100	1390	27,40
Tracy Pratt (1970-71--1973-74)	210	2	39	41	399	3, 4
Wayne Presley (1991-92--1994-95)	202	48	32	80	297	18
Ken Priestlay (1986-87--1989-90)	117	25	25	50	59	12,56
Wayne Primeau (1994-95--1999-00)	225	19	25	44	227	22,76
Daren Puppa (1985-86--1992-93)	215	0	14	14	30	31,35

R

Player (Seasons)	GP	G	A	PTS	PIM	Unif. No.
Craig Ramsay (1971-72--1984-85)	1070	252	420	672	201	10,25
Mike Ramsey (1979-80--1992-93)	911	73	256	329	924	5,23
Wayne Ramsey (1977-78)	2	0	0	0	0	32
Erik Rasmussen (1997-98--1999-00)	130	13	16	29	94	9
Rob Ray (1989-90--1999-00)	714	34	41	75	2687	32
Joe Reekie (1985-86--1988-89)	104	3	15	18	190	27,31,55
Mark Renaud (1983-84)	10	1	3	4	6	4
Jacques Richard (1975-76--1976-77;1978-79)	155	24	38	62	73	9
Bob Richer (1972-73)	3	0	0	0	0	17
Rene Robert (1971-72--1978-79)	524	222	330	552	401	7,14,23
Geordie Robertson (1982-83)	5	1	2	3	7	15
Mike Robitaille (1971-72--1974-75)	170	8	46	54	122	3
Dwayne Roloson (1998-99--1999-00)	32	0	0	0	0	30
Doug Rombough (1972-73--1973-74)	51	8	9	17	27	22
Ed Ronan (1996-97)	18	1	4	5	11	5
Lindy Ruff (1979-80--1988-89)	608	102	183	285	1126	22
Phil Russell (1985-86--1986-87)	18	2	5	7	24	26
Christian Ruuttu (1986-87--1991-92)	438	101	220	331	483	21

S

Player (Seasons)	GP	G	A	PTS	PIM	Unif. No.
Geoff Sanderson (1997-98--1999-00)	168	29	36	65	64	80,8
Cory Sarich (1998-99--1999-00)	46	0	4	4	35	6
Miroslav Satan (1996-97--1999-00)	253	103	86	189	114	81
Bob Sauve (1976-77--1984-85)	246	0	8	8	20	28
Jean-Francois Sauve (1980-81--1982-83)	98	24	49	73	67	9,21
Joel Savage (1990-91)	3	0	1	1	0	38
Andre Savard (1976-77--1982-83)	467	130	175	305	221	12
Cliff Schmautz (1970-71)	26	5	7	12	10	7
Ron Schock (1977-78)	40	4	4	8	0	21
Jim Schoenfeld (1972-73--1981-82;1984-85)	584	45	183	228	1025	6,13
Dave Schultz (1978-79--1979-80)	41	3	3	6	114	21
Ric Seiling (1977-78--1985-86)	664	176	200	376	524	16
Jiri Sejba (1990-91)	11	0	2	2	8	23
Anatoli Semenov (1996-97)	25	2	4	6	2	93
Eddie Shack (1970-71--1971-72)	106	36	31	67	127	23
Darrin Shannon (1988-89--1991-92)	55	10	14	24	16	16,26
Darryl Shannon (1995-96--1998-99)	255	12	56	68	240	8,29
Ray Sheppard (1987-88--1989-90)	159	64	50	114	29	23
Steve Shields (1995-96--1997-98)	31	0	0	0	23	31
Todd Simon (1993-94)	15	0	1	1	0	17
Craig Simpson (1993-94--1994-95)	45	12	15	27	34	17,22
Richard Smehlik (1992-93--1999-00)	473	41	117	158	373	42
Al Smith (1975-76--1976-77)	21	0	0	0	0	31
Derek Smith (1976-77--1981-82)	244	65	98	163	38	16,17,19,26
Doug Smith (1985-86--1987-88)	162	35	54	89	296	15
Floyd Smith (1970-71--1971-72)	83	6	12	18	48	17
Steve Smith (1988-89)	3	0	0	0	0	24
Dave Snuggerud (1989-90--1991-92)	215	26	46	72	109	18
Brian Spencer (1973-74--1976-77)	240	42	72	114	206	21
Bill Stewart (1977-78--1978-79)	81	3	17	20	116	3
Fred Stanfield (1974-75--1977-78)	248	42	73	115	16	17,19
Robb Stauber (1994-95)	6	0	0	0	0	35
Kai Suikkanen (1981-82--1982-83)	2	0	0	0	0	20,23
Ken Sutton (1990-91--1994-95)	232	18	60	78	223	41
Petr Svoboda (1991-92--1994-95)	139	5	49	54	260	7
Bob Sweeney (1992-93--1994-95)	185	37	44	81	230	20,33
Dean Sylvester (1998-99)	1	0	0	0	0	46

T-U

Player (Seasons)	GP	G	A	PTS	PIM	Unif. No.
Jean-Guy Talbot (1970-71)	57	0	7	7	36	24
Tony Tanti (1990-91--1991-92)	80	16	23	39	106	19
Chris Taylor (1999-00)	10	1	1	2	2	16
Paul Terbenche (1970-71--1973-74)	118	2	19	21	20	3,18,23
Scott Thomas (1992-93--1993-94)	39	3	3	6	23	21
Alex Tidey (1976-77--1977-78)	3	0	0	0	0	19,26
Morris Titanic (1974-75--1975-76)	19	0	0	0	0	19
Doug Trapp (1986-87)	2	0	0	0	0	19
Andrei Trefilov (1995-96--1996-97)	25	0	0	0	4	30
Denis Tsygurov (1993-94--1994-95)	12	0	0	0	12	29
Vladimir Tsyplakov (1999-00)	34	6	13	19	10	29
John Tucker (1983-84--1990-91)	345	116	154	270	142	7
Pierre Turgeon (1987-88--1991-92)	322	122	201	323	119	77

V

Player (Seasons)	GP	G	A	PTS	PIM	Unif. No.
Rick Vaive (1988-89--1991-92)	190	74	62	136	226	12,22
John Van Boxmeer (1979-80--1982-83)	294	49	166	215	239	4,5
Vaclav Varada (1995-96--1999-00)	181	22	57	79	140	25,9
Claude Verret (1983-84--1984-85)	14	2	5	7	2	21
Hannu Virta (1981-82--1985-86)	245	25	101	126	66	3,23

W-Y

Player (Seasons)	GP	G	A	PTS	PIM	Unif. No.
Darcy Wakaluk (1988-89;1990-91)	22	0	0	0	2	35
Jim Walsh (1981-82)	4	0	1	1	4	28
Dixon Ward (1995-96--1999-00)	307	56	80	136	169	15,17
Rhett Warrener (1998-99--1999-00)	74	1	3	4	109	4
Jim Watson (1970-71--1971-72)	144	4	15	19	248	2
Jay Wells (1989-90--1991-92)	85	3	12	15	243	24
Jim Wiemer (1983-84--1984-85)	74	8	17	25	52	19
Mike Wilson (1995-96--1997-98--1998-99)	231	11	23	34	187	4,34
Randy Wood (1991-92--1993-94)	236	60	57	117	213	19,15
Jason Woolley (1997-98--1999-00)	225	27	84	111	149	5
Randy Wyrozub (1970-71--1973-74)	100	8	10	18	10	14,16,24,26

Z

Player (Seasons)	GP	G	A	PTS	PIM	Unif. No.
Rod Zaine (1971-72)	24	2	1	3	4	14,22
Alexei Zhitnik (1994-95--1999-00)	414	39	130	169	480	44,4

Any player who took part in at least one Sabres regular season game in his career is listed. Eight players dressed but never played a game for Buffalo: #27 - Tim Regan (1973-74), #31 - Jim Weaver (1978-79), #30 - Jari Paavola (1981-82), #35 - Mike Craig (1984-85), #34 - Kenton Rein (1987-88), #33 - Bill Pye (1992-93), #30 - Markus Ketterer (1993-94 & 1994-95), and #68 - Scott Buhler (1996-97). #00 - Martin Biron served as backup goaltender and did not play (3 times in 1996-97, 1 time in 1997-98). Michel Deziel is the only Sabre to have played in a playoff game without participating in a regular season game.

ALL-TIME GOALTENDERS STATISTICS

GOALTENDER	GP	MINS	GA	SO	AVG.	W	L	T
Dominik Hasek	424	24760	926	44	2.24	197	146	66
Martin Biron	50	2629	110	5	2.51	20	22	3
Dwayne Roloson	32	1588	74	1	2.79	7	15	5
Gerry Desjardins	116	6802	319	5	2.81	66	30	18
Don Edwards	307	17969	869	14	2.90	156	83	61
Steve Shields	31	1649	80	0	2.91	7	14	6
Dave Dryden	120	6440	328	5	3.06	43	45	20
Bob Sauve	246	14063	752	7	3.20	113	76	39
Gary Bromley	63	2334	184	4	3.20	29	17	14
Roger Crozier	202	10980	591	10	3.23	74	76	29
Tom Barrasso	266	15463	843	13	3.28	124	102	28
Tom Draper	37	2067	116	1	3.37	15	15	5
Al Smith	21	1105	62	0	3.37	9	6	2
Clint Malarchuk	102	5692	323	2	3.40	39	39	16
Daren Puppa	215	11763	668	5	3.41	96	68	28
Rocky Farr	19	722	42	0	3.49	2	6	8
John Blue	5	255	15	0	3.53	2	2	0
Andrei Trefilov	25	1253	74	0	3.54	8	10	1
Darcy Wakaluk	22	844	50	0	3.55	5	8	3
Grant Fuhr	64	3600	216	2	3.60	25	29	5
Paul Harrison	6	229	14	0	3.67	2	1	1
Joe Daley	38	2073	128	1	3.70	12	16	8
Jacques Cloutier	144	7452	459	1	3.70	50	58	15
Robb Stauber	6	317	20	0	3.79	2	3	0
Phil Myre	5	300	21	0	4.20	3	2	0
David Littman	2	96	7	0	4.37	0	1	0
Randy Ireland	2	30	3	0	6.00	0	0	0
Darren Eliot	2	67	7	0	6.27	0	0	0

ALL-TIME UNIFORM NUMBERS

NO.	PLAYER
00	Martin Biron
1	John Blue, David Littman, Jacques Cloutier, Don Edwards, Roger Crozier
2	Tim Horton, Jim Watson
3	James Patrick, Garry Galley, Dean Melanson, Grant Ledyard, Calle Johansson, Jim Hofford, Richie Dunn, Hannu Virta, Bill Stewart, Paul McIntosh, Jocelyn Guevremont, Mike Robitaille, Paul Terbenche, Tracy Pratt
4	Rhett Warrener, Mike Wilson, Bob Boughner, Grant Jennings, Alexei Zhitnik, Philippe Boucher, Uwe Krupp, Steve Dykstra, Jim Korn, Jerry Korab, Timo Jutila, Mark Renaud, John Van Boxmeer, Tracy Pratt, Mike McMahon
5	Jason Woolley, Ed Ronan, Craig Muni, Mike Ramsey, John Van Boxmeer, Lee Fogolin, Larry Carriere, Larry Hillman, Doug Barrie
6	Cory Sarich, Bob Boughner, Doug Houda, Keith Carney, Phil Housley, Ron Fischer, Jim Schoenfeld, Al Hamilton
7	Petr Svoboda, Kevin Haller, John Tucker, Mike Donnelly, Dale McCourt, Randy Cunneyworth, Rick Martin, Rene Robert, Cliff Schmautz
8	Geoff Sanderson, Darryl Shannon, Doug Bodger, Jim Jackson, Paul Cyr, Richard Hajdu, Don Lever, Dave Fenyves, Bob Mongrain, Real Cloutier, Tony McKegney, Jim Lorentz, Rick Martin, Dick Duff, Butch Deadmarsh, Bill Inglis
9	Erik Rasmussen, Vaclav Varada, Viktor Gordiouk, Greg Brown, Scott Arniel, Gilles Hamel, Mike Moller, J.F. Sauve, Rick Dudley, Jacques Richard, Norm Gratton, Rick Martin, Butch Deadmarsh, Danny Lawson, Reggie Fleming
10	Brad May, Dale Hawerchuk, Craig Ramsay, Phil Goyette
11	Gilbert Perreault
12	Domenic Pittis, Randy Burridge, Peter Ambroziak, Bob Errey, Peter Ciavaglia, Greg Paslawski, Scott Metcalfe, Rick Vaive, Ken Priestlay, Jody Gage, Sean McKenna, Andre Savard, Gary McAdam, Larry Mickey, Mike Byers, Skip Krake
13	Yuri Khmylev, Jim Schoenfeld
14	Dave Hannan, Jody Gage, Steve Ludzik, Mikael Andersson, Mike Moller, Alan Haworth, Rene Robert, Norm Gratton, Don Luce, Rod Zaine, Randy Wyrozub
15	Dixon Ward, Sergei Petrenko, Greg Brown, Randy Wood, Lou Franceschetti, Kevin Haller, Doug Smith, Chris Langevin, Adam Creighton, Geordie Robertson, Yvon Lambert, Rob McClanahan, Mike Boland, Gary McAdam, Michel Deziel, Bryan McSheffrey, Gerry Meehan
16	Chris Taylor, Pat LaFontaine, Darrin Shannon, Mike Donnelly, Paul Brydges, Ric Seiling, Derek Smith, Peter McNab, Real Lemieux, Randy Wyrozub, Ron Anderson, Butch Deadmarsh
17	Randy Cunneyworth, Dixon Ward, Jason Dawe, Brent Hughes, Craig Simpson, Todd Simon, Colin Patterson, Mike Foligno, Gilles Hamel, John Gould, Rick Dudley, Derek Smith, Fred Stanfield, Bob Richer, Floyd Smith
18	Michal Grosek, Wayne Presley, Dave Snuggerud, Bob Halkidis, Paul Cyr, Gilles Hamel, Danny Gare, Paul Terbenche, Kevin O'Shea
19	Brian Holzinger, Randy Wood, Tony Tanti, Kevin Maguire, Doug Trapp, Bob Halkidis, Jim Wiemer, Sean McKenna, Jeff Eatough, Randy Cunneyworth, Derek Smith, Alex Tidey, Morris Titanic, Fred Stanfield, Steve Atkinson, Francois Lacombe, Brian Perry
20	Jason Holland, Doug Houda, Bob Sweeney, Dave McLlwain, Mike Hartman, Don Lever, Brent Peterson, Kai Suikkanen, Don Luce, Dick Duff, Brian McDonald
21	Mike Hurlbut, Mark Astley, Scott Thomas, Christian Ruuttu, Richie Dunn, Claude Verret, J.F. Sauve, Dave Schultz, Ron Schock, Brian Spencer, Ron Busniuk, John Gould, Hugh Harris, Terry Ball, Larry Mickey, Larry Keenan, Paul Andrea, Jean-Guy Lagace
22	Wayne Primeau, Charlie Huddy, Craig Simpson, Rick Vaive, Lindy Ruff, Jocelyn Guevremont, Peter McNab, Doug Rombough, Ray McKay, Rod Zaine, Don Marshall
23	Bill Houlder, Randy Hillier, Jiri Sejba, Ray Sheppard, Gates Orlando, Kai Suikkanen, Ron Fischer, Hannu Virta, Sean McKenna, Bob Hess, Randy Cunneyworth, Mike Ramsey, Ken Breitenbach, Larry Carriere, Joe Noris, Eddie Shack, John Gould, Rene Robert, Paul Terbenche
24	Paul Kruse, Dane Jackson, Philippe Boucher, Randy Moller, Jay Wells, Mike Donnelly, Steve Smith, Ed Hospodar, Bill Hajt, Gary Bromley, Peter McNab, Randy Wyrozub, John Gould, Ron Busniuk, Chris Evans, Ray McKay, Jean-Guy Talbot, Butch Deadmarsh
25	Vaclav Varada, Rob Conn, Dave Andreychuk, Mal Davis, Jere Gillis, Bob Mongrain, Terry Martin, Craig Ramsay, Hap Myers, Brian Perry
26	Derek Plante, Keith Carney, Dean Kennedy, Darrin Shannon, Richie Dunn, Bob Logan, Phil Russell, Pat Hughes, Dave Maloney, Steve Patrick, Val James, Ken Breitenbach, Alex Tidey, Derek Smith, Randy Wyrozub, Larry Keenan
27	Michael Peca, Brad May, Larry Playfair, Joe Reekie, Wilf Paiement, Joe Kowal
28	Domenic Pittis, Donald Audette, Dale DeGray, Mark Ferner, Jeff Parker, Tom Kurvers, Brian Engblom, Richard Hajdu, Paul Gardner, Bob Sauve, Ron Fischer, Jim Walsh, Gary Bromley, Rocky Farr, Dave Dryden, Terry Ball
29	Vladimir Tsyplakov, Jason Holland, Paul Kruse, Darryl Shannon, Dane Jackson, Scott Pearson, Denis Tsygurov, Bob Corkum, Jeff Parker, Richie Dunn, Mark Ferner, Jeff Parker, Mal Davis, Dave Andreychuk, Jacques Cloutier, Val James, Mike Moller, Don Edwards, Gary Bromley
30	Dwayne Roloson, Andrei Trefilov, Clint Malarchuk, Tom Barrasso, Paul Harrison, Val James, Randy Ireland, Gerry Desjardins, Rocky Farr, Dave Dryden, Joe Daley
31	Steve Shields, Grant Fuhr, Daren Puppa, Joe Reekie, Dave Fenyves, Al Smith
32	Rob Ray, Scott Metcalfe, Don McSween, Norm Lacombe, Bob Mongrain, Gary McAdam, Wayne Ramsey
33	Scott Pearson, Mark Astley, Bob Sweeney, Benoit Hogue, Jody Gage, Lee Fogolin, Jim Hofford, Phil Myre
34	Jean-Luc Grand-Pierre, Mike Wilson, Gord Donnelly, David Littman, Lou Franceschetti, Darren Eliot, Scott Metcalfe, Jim Korn, Adam Creighton
35	Robb Stauber, Tom Draper, Darcy Wakaluk, Daren Puppa
36	Matthew Barnaby, Darcy Loewen, Jan Ludvig
37	Curtis Brown, Barrie Moore, Curtis Brown, Lou Franceschetti, Bill Houlder, Shawn Anderson
38	Barrie Moore, Jay McKee, Joel Savage, Adam Creighton
39	Dominik Hasek, Brian Curran, Don McSween, Trent Kaese, Clark Gillies
40	Rumun Ndur, James Black, Mitch Molloy, Larry Playfair, Uwe Krupp
41	Stu Barnes, Dave Hannan, Ken Sutton, Brian Curran
42	Richard Smehlik, Mikko Makela, Bob Corkum, Brad Miller, Steve Dykstra
43	Martin Biron, Jason Dawe, Francois Guay
44	Alexei Zhitnik, Doug Macdonald, Brad Miller, Jerry Korab
45	Dmitri Kalinin, Scott Nichol, Donald Audette
46	Dean Sylvester
47	Bill Houlder
48	Brad May
51	Brian Campbell
55	Denis Hamel, Reed Larson, Joe Reekie
56	Ken Priestlay
61	Maxim Afinogenov
64	David Moravec
65	Mark Napier
74	Jay McKee
76	Wayne Primeau
77	Chris Gratton, Pierre Turgeon
80	Geoff Sanderson
81	Miroslav Satan
83	Domenic Pittis
89	Alexander Mogilny
90	Joe Juneau, Clark Gillies
93	Doug Gilmour, Anatoli Semenov

BUFFALO SABRES RETIRED NUMBERS

The Buffalo Sabres have retired only four numbers since the franchise's inception in 1970. The first Sabre to have his number retired was Gilbert Perreault (#11) on October 17, 1990. The combination of center Perreault, left wing Rick Martin and right wing Rene Robert was one of the greatest lines in hockey history and without a doubt the best in Buffalo Sabres' history. The three wore the blue and gold together from 1972 to 1979 and were labeled "The French Connection," a name whose familiarity was helped by the 1971 movie of the same name. The trio was honored as Rick Martin (#7) and Rene Robert (#14) joined Perreault in ceremonies to retire the numbers of Buffalo's famed "French Connection" on November 15, 1995. The fourth Sabre to have his number retired was Tim Horton (#2) on January 5, 1996.

#11 Gilbert Perreault

Center (1970-71 to 1986)

Career Sabres Totals: 1,191 games played, 512 goals, 814 assists, 1,326 points (regular season) 90 games played, 33 goals, 70 assists, 103 points (playoffs)

Gilbert Perreault can best be described as the "Original Sabre." The NHL Hall of Famer was Buffalo's first-ever draft choice and set the standard for all future Sabres to be measured. Perreault earned the Calder Trophy as the NHL's Rookie of the Year following his inaugural 1970-71 campaign. Even Perreault's uniform number bore the marks of an original Sabre, as it was #11 that came up on the wheel that gave Buffalo the first overall pick in the 1970 draft. Perreault's sportsmanship and outstanding play also helped him capture the Lady Byng Trophy in 1973. One of Perreault's six NHL All-Star games was the 1978 edition in Buffalo when he scored the game-winning goal 3:55 into overtime. He also served as the Sabres' team captain from 1981-82 until his November, 1986 retirement. Perreault is a member of the Hockey Hall of Fame, as well as both the Buffalo Sabres and Greater Buffalo Sports Halls of Fame. Perreault is still the team's all-time leader in career (regular season) games played, goals, assists, points and game-winning goals. There was only one number eleven in Buffalo Sabres history and, rightfully so, will never be another.

#7 Rick Martin

Left Wing (1971-72 to 1980-81)

Career Sabres Totals: 681 games played, 382 goals, 313 assists, 695 points (regular season) 62 games played, 24 goals, 29 assists, 53 points (playoffs)

Buffalo Sabre fans saw Rick Martin in almost 750 regular season and playoff games between 1971 and 1981. Number seven's career with the Sabres was highlighted by a Stanley Cup Finals appearance in 1974-75. That spring, Martin finished with 52 goals, one of which was the 1,000th in team history. The year prior, on the final night of the 1973-74 campaign, he recorded a hat trick at "The Aud" against St. Louis to become the first player in Sabres' history to record 50 or more goals in one season. Martin even gave the hometown fans a reason to cheer in a game at "The Aud" in which he wasn't even wearing a Sabres' uniform. On January 24, 1978, he scored the tying goal in the 31st NHL All-Star Game with just 1:39 left in regulation time to force overtime. That was just one of seven of the League's showcase games he would appear in during his career. He still holds two one-season Sabres records and is tied for another. In addition, Martin remains in the top three in seven of Buffalo's (regular season) career leaders categories.

#14 Rene Robert

Right Wing (1971-72 to 1978-79)

Career Sabres Totals: 524 games played, 222 goals, 330 assists, 552 points (regular season) 47 games played, 22 goals, 17 assists, 39 points (playoffs)

With the warm spring air mixing with "The Aud" ice, Rene Robert skated out of the mist and scored the famous "Fog Goal" by beating Flyers' goalie Bernie Parent in overtime of game three of the 1975 Stanley Cup Finals. The historic goal might not have taken place if not for the Sabres' persistence in acquiring Robert. His road to Buffalo started by the Sabres claiming him from Toronto, only to lose the winger to Pittsburgh in the Intra-League draft on June 8, 1971. The Sabres were then able to acquire the final component of "The French Connection" in a trade with the Penguins on March 4, 1972. Robert finished the 1974-75 regular season with 100 points, marking the first time in club annals that a player reached the century mark in points in one season. That season, Robert was voted by his teammates as Buffalo's most valuable player. He later recorded another Sabre mark by scoring the 2,000th goal in club history on December 22, 1977. Robert still ranks as Buffalo's fifth all-time assist leader with 330 in his career with the Sabres. Coincidentally, Robert had also once worn number seven in the blue and gold. He played in both the 1973 and 1975 NHL All-Star games.

#2 Tim Horton



Defense (1972-73 to 1973-74)

Career Sabres Totals: 124 games played, 1 goal, 22 assists, 23 points (regular season) 6 games played, 0 goals, 1 assist, 1 point (playoffs)

Tim Horton skated in the Sabres' blue, white and gold for only two seasons, but the solid defenseman certainly made his mark on the team. Horton came to Buffalo in the Intra-League draft in June of 1972 from Pittsburgh. Following that campaign, proof that he had made an impression on his fourth NHL club (also played for Toronto, N.Y. Rangers and Pittsburgh) came when he was named the recipient of the Memorial Award as the team's most valuable player as voted by his teammates. Today, in honor of the late defenseman, Horton's name is on the Buffalo award presented annually to the player whose performance is far superior to the public recognition he has received (known as the Unsung Hero Award before 1975). Horton saw action in 1,446 NHL regular season games plus 126 more in the postseason. Included in his playing days was eight out of nine complete 70-game seasons played between 1958-59 and 1966-67. Horton was a member of four Stanley Cup winning teams with Toronto and appeared in seven NHL All-Star games. Horton became a member of the Hockey Hall of Fame in 1977 and is also a member of the Buffalo Sabres Hall of Fame.

BUFFALO SABRES HALL OF FAME

The highest honor bestowed by the Buffalo Sabres is induction into the team's Hall of Fame. The Buffalo Sabres Hall of Fame Committee is comprised of: Rick Azar, Larry Felser, Rick Jeanneret, Jim Kelley, Seymour H. Knox, IV, Wayne Redshaw and Paul Wieland.

Member	Induction
Frank Christie	1980
Roger Crozier	1980
George "Punch" Imlach	1980
Tim Horton	1982
Fred T. Hunt	1982
David Forman	1986
Don Luce	1986
Craig Ramsay	1986
Richard Martin	1989
Gilbert Perreault	1989
Rene Robert	1989

Member	Induction
Danny Gare	1994
Jim Schoenfeld	1995
Robert O. Swados	1995
Ted Darling	1996
Seymour H. Knox, III	1996
Northrup R. Knox	1996
Jack Gatecliff	1998
Larry Playfair	1998
Don Edwards	2000
Bill Hajt	2000
Wayne Redshaw	2000
Robert "Rip" Simonick	2000

HOCKEY HALL OF FAME

Seven people with connections to the Buffalo Sabres are members of the Hockey Hall of Fame. Sabres' co-founder Seymour H. Knox, III, along with former Sabre coaches Scotty Bowman, George "Punch" Imlach and Marcel Pronovost have all been honored with induction into the Hall of Fame. Joining the previous mentioned are former Sabre players Tim Horton and Gilbert Perreault. Long-time team broadcaster Ted Darling was inducted in November of 1994 upon receiving the Foster Hewitt Memorial Award for excellence in broadcasting.

Players Category

Member	Induction
Tim Horton	1977
Marcel Pronovost	1978
Gilbert Perreault	1990

Builders Category

Member	Induction
George "Punch" Imlach	1984
Scotty Bowman	1991
Seymour H. Knox, III	1993

Foster Hewitt Memorial Award (Members of Radio & Television Industry)

Member	Induction
Ted Darling	1994

Elmer Ferguson Memorial Award (Members of Newspaper Profession)

Member	Induction
Charlie Barton, Buffalo-Courier Express	1985
Dick Johnston, Buffalo News	1986
Jack Gatecliff, St. Catharines Standard	1995

NHL AWARDS & HONORS WON BY SABRES

NHL Awards	Sabres to Win Award
Hart Memorial Trophy	Dominik Hasek (1997, 1998)
Art Ross Trophy	None
Calder Memorial Trophy	Gilbert Perreault (1971) Tom Barrasso (1984)
James Norris Memorial Trophy	None
Vezina Trophy	Bob Sauve & Don Edwards (1980) Tom Barrasso (1984) Dominik Hasek (1994, 1995, 1997, 1998, 1999)
Conn Smythe Trophy	None
Lady Byng Memorial Trophy	Gilbert Perreault (1973)
Frank J. Selke Trophy	Craig Ramsay (1985) Michael Peca (1997)
William M. Jennings Trophy	Tom Barrasso & Bob Sauve (1985) Dominik Hasek & Grant Fuhr (1994)
Lester B. Pearson Award	Dominik Hasek (1997, 1998)
Jack Adams Award	Ted Nolan (1997)
Bill Masterton Memorial Trophy	Don Luce (1975) Pat LaFontaine (1995)
Lester Patrick Trophy	1980 U.S. Olympic Hockey Team (Mike Ramsey & Rob McClanahan, 1980) Seymour H. Knox III & Pat LaFontaine (1997)
King Clancy Memorial Trophy	Rob Ray (1999)
Presidents' Trophy (Team Award)	None

1999-00 Selected as NHL Player of the Week: Dominik Hasek (April 3-9, 2000)
Selected as NHL Player of the Week: Martin Biron (November 1-7, 1999)

1998-99 Vezina Trophy: Dominik Hasek
King Clancy Trophy: Rob Ray
NHL Foundation Player Award: Rob Ray
Official NHL First-Team All-Star Goaltender: Dominik Hasek
Selected to World All-Stars Team for NHL All-Star Game: Dominik Hasek (20 MINS, 4 GA, Starting Goaltender, Leading Votegetter); Alexei Zhitnik
Selected as NHL Player of the Month: Dominik Hasek (December, 1998)
Selected as NHL Player of the Week: Dominik Hasek (Nov. 30- Dec. 6, 1998, December 7-13, 1998, & April 5-11, 1999)
Selected as NHL Player of the Week: Miroslav Satan (February 15-21, 1999 & March 15-21, 1999)

1997-98 Hart Trophy: Dominik Hasek
Lester B. Pearson Award: Dominik Hasek
Vezina Trophy: Dominik Hasek
Official NHL First-Team All-Star Goaltender: Dominik Hasek
Selected to World All-Stars Team for NHL All-Star Game: Dominik Hasek (20 MINS, 3 GA, Starting Goaltender)
Selected as NHL Player of the Month: Dominik Hasek (December, 1997 & February, 1998)
Selected as NHL Player of the Week: Dominik Hasek (December 1-7, 1997)

1996-97 Adams Award: Ted Nolan
Hart Trophy: Dominik Hasek
Lester B. Pearson Award: Dominik Hasek
Vezina Trophy: Dominik Hasek
Selke Trophy: Michael Peca
Lester Patrick Trophy: Seymour H. Knox III & Pat LaFontaine
Official NHL First-Team All-Star Goaltender: Dominik Hasek
Selected to Eastern Conference Team for NHL All-Star Game: Dominik Hasek (20 MINS, 1 GA)

1995-96 Selected to Eastern Conference Team for NHL All-Star Game: Dominik Hasek (20 MINS, 1 GA, Winning Goaltender)

1994-95 Bill Masterton Trophy: Pat LaFontaine
Vezina Trophy: Dominik Hasek
Official NHL First-Team All-Star Goaltender: Dominik Hasek

1993-94 Jennings Trophy: Dominik Hasek & Grant Fuhr
Vezina Trophy: Dominik Hasek
Official NHL First-Team All-Star Goaltender: Dominik Hasek

1992-93 Elected to Hall of Fame: Seymour H. Knox III
Selected as NHL Co-Player of the Month: Alexander Mogilny (January, 1993)
Official NHL Second-Team All-Star Center: Pat LaFontaine
Official NHL Second-Team All-Star Right Wing: Alexander Mogilny
Selected to Wales Conference Team for NHL All-Star Game: Alexander Mogilny (1 goal, 1 assist), Pat LaFontaine (1 goal)

1991-92 Selected as NHL Co-Player of the Month: Pat LaFontaine (January, 1992)
Selected to Wales Conference Team for NHL All-Star Game: Alexander Mogilny (1 goal, 1 assist)

1990-91 Elected to Hall of Fame: Scott Bowman
Selected to Wales Conference Team for NHL All-Star Game: Uwe Krupp

1989-90 Elected to Hall of Fame: Gilbert Perreault
Official NHL Second-Team All-Star Goaltender: Daren Puppa
Selected to Wales Conference Team for All-Star Game: Pierre Turgeon (2 goals), Dave Andreychuk (1 goal, 1 assist), Daren Puppa (31 MIN, 4 GA), Phil Housley (1 assist)

1988-89 Selected to Wales Conference Team for NHL All-Star Game: Phil Housley

1987-88 Official NHL All-Rookie Team Right Wing: Ray Sheppard
Official NHL All-Rookie Team Defense: Calle Johansson
Selected to Wales Conference Team for NHL All-Star Game: Christian Ruuttu
Selected as NHL Player of the Month: Tom Barrasso (January, 1988)
Selected as NHL Rookie of the Month: Ray Sheppard (February, 1988)

1986-87 Selected to NHL's All-Star Team for Rendez-Vous '87: Mike Ramsey

1985-86 Selected to Wales Conference Team for NHL All-Star Game: Mike Ramsey

1984-85 Selke Trophy: Craig Ramsay
Jennings Trophy: Tom Barrasso & Bob Sauve
Official NHL Second-Team All-Star Goaltender: Tom Barrasso
Selected to Wales Conference Team for NHL All-Star Game: Tom Barrasso (30 MIN, 2 GA), Bill Hajt (did not play due to injury), Mike Ramsey

1983-84 Vezina Trophy: Tom Barrasso
Calder Trophy: Tom Barrasso
Elected to Hall of Fame: Punch Imlach
Official NHL All-Star First-Team Goaltender: Tom Barrasso
Official NHL All-Rookie Team Goaltender: Tom Barrasso
Selected to Wales Conference Team for NHL All-Star Game: Gilbert Perreault, Phil Housley (1 assist)

1982-83 Official NHL All-Rookie Team Defenseman: Phil Housley
Selected to Wales Conference Team for NHL All-Star Game: Mike Ramsey

1981-82 Selected to Wales Conference Team for NHL All-Star Game: John Van Boxmeer (did not play due to injury), Mike Ramsey

1980-81 Selected to Wales Conference Team for NHL All-Star Game: Danny Gare,
Bill Hajt (did not play due to injury)
Coach of Wales Conference Team for NHL All-Star Game: Scott Bowman

1979-80 Vezina Trophy: Don Edwards & Bob Sauve
Official NHL All-Star Second-Team Goaltender: Don Edwards
Official NHL All-Star Second-Team Defenseman: Jim Schoenfeld
Official NHL All-Star Second-Team Right Wing: Danny Gare
Selected to Wales Conference Team for NHL All-Star Game: Gilbert Perreault (1 assist), Danny Gare, Jim Schoenfeld, Don Edwards

1978-79 Selected to NHL Challenge Cup All-Star Team: Gilbert Perreault (1 goal, 1 assist), Jim Schoenfeld

1977-78 Elected to NHL Hall of Fame: Marcel Pronovost
Official NHL All-Star Second-Team Goaltender: Don Edwards
Selected to Wales Conference Team for NHL All-Star Game: Gilbert Perreault (game-winning goal in overtime), Rick Martin (1 goal)

1976-77 Elected to NHL Hall of Fame: Tim Horton
Charlie Conacher Memorial Trophy: Jim Lorentz
Official NHL All-Star Second-Team Left Winger: Rick Martin
Official NHL All-Star Second-Team Center: Gilbert Perreault
Selected to Wales Conference Team for NHL All-Star Game: Gerry Desjardins (29 MIN, 2 GA), Gilbert Perreault (1 assist), Rick Martin (2 goals), Jim Schoenfeld
Most Valuable Player in All-Star Game: Rick Martin

1975-76 Official NHL All-Star Second-Team Left Winger: Rick Martin
Official NHL All-Star Second-Team Center: Gilbert Perreault
Selected to Wales Conference Team for NHL All-Star Game: Rick Martin (1 goal, 2 assists), Jerry Korab, Craig Ramsay
Coach of Wales Conference Team for NHL All-Star Game: Floyd Smith

1974-75 Bill Masterton Trophy: Don Luce
Official NHL All-Star First-Team Left Winger: Rick Martin
Official NHL All-Star Second-Team Right Winger: Rene Robert
Selected to Wales Conference Team for NHL All-Star Game: Rick Martin (1 assist), Rene Robert, Gilbert Perreault, Jerry Korab, Don Luce (1 goal)

1973-74 Official NHL All-Star First-Team Left Winger: Rick Martin
Selected to East Division Team for NHL All-Star Game: Rick Martin, Dave Dryden (30 MIN, 5 GA), Gilbert Perreault

1972-73 Lady Byng Trophy: Gilbert Perreault
Selected to East Division Team for NHL All-Star Game: Rick Martin, Rene Robert (1 goal)

1971-72 Selected to East Division Team for NHL All-Star Game: Rick Martin, Gilbert Perreault

1970-71 Calder Trophy: Gilbert Perreault
Selected to East Division Team for NHL All-Star Game: Gilbert Perreault

SABRES TEAM AWARDS

Frank Eddolls Memorial Trophy - Named in honor of the former Buffalo Bisons' coach and NHL defenseman. It is presented to the most popular player as selected by the members of the Buffalo Sabres' Booster Club.

1999-00 - Rob Ray
1998-99 - Dominik Hasek
1997-98 - Dominik Hasek
1996-97 - Dominik Hasek
1995-96 - Pat LaFontaine
1994-95 - Dominik Hasek
1993-94 - Pat LaFontaine
1992-93 - Pat LaFontaine
1991-92 - Pat LaFontaine & Clint Malarchuk
1990-91 - Alexander Mogilny
1989-90 - Pierre Turgeon
1988-89 - Mike Foligno
1987-88 - Mike Foligno
1986-87 - Mike Foligno
1985-86 - Mike Foligno
1984-85 - Mike Foligno
1983-84 - Mike Ramsey
1982-83 - Mike Ramsey
1981-82 - Jean Francois Sauve
1980-81 - Danny Gare
1979-80 - Derek Smith
1978-79 - Craig Ramsay
1977-78 - Don Edwards
1976-77 - Andre Savard
1975-76 - Danny Gare
1974-75 - Craig Ramsay
1973-74 - Rick Martin
1972-73 - Gil Perreault
1971-72 - Gil Perreault
1970-71 - Gil Perreault

Memorial Trophy - Named in honor of deceased members of the Sabres. It is presented to the most valuable player as voted by his teammates (formerly Wayne Larkin Memorial Trophy, in honor of the former Buffalo Bisons' winger).

1999-00 - None
1998-99 - Dominik Hasek & Miroslav Satan
1997-98 - Dominik Hasek
1996-97 - Dominik Hasek
1995-96 - Dominik Hasek
1994-95 - Dominik Hasek
1993-94 - Dominik Hasek
1992-93 - Pat LaFontaine
1991-92 - Pat LaFontaine
1990-91 - Dale Hawerchuk
1989-90 - Pierre Turgeon
1988-89 - Phil Housley
1987-88 - Tom Barrasso
1986-87 - Mike Ramsey
1985-86 - Mike Foligno
1984-85 - Tom Barrasso
1983-84 - Gil Perreault
1982-83 - Mike Ramsey
1981-82 - Don Edwards
1980-81 - Danny Gare
1979-80 - Danny Gare & Daren Puppa
1978-79 - Craig Ramsay
1977-78 - Don Edwards
1976-77 - Gerry Desjardins
1975-76 - Danny Gare
1974-75 - Rene Robert
1973-74 - Rick Martin
1972-73 - Tim Horton
1971-72 - Roger Crozier
1970-71 - Gil Perreault

Tim Horton Memorial Award - Named in honor of the late Sabres' defenseman. It is presented to the player whose performance is far superior to the public recognition he has received, and is based on a vote of the Booster Club Board of Directors' and members of the local sports media (known as Unsung Hero Award before 1975).

1999-00 - James Patrick & Stu Barnes
1998-99 - Jason Woolley
1997-98 - Alexei Zhitnik
1996-97 - Dixon Ward
1995-96 - Randy Burridge
1994-95 - Wayne Presley
1993-94 - Craig Muni
1992-93 - Doug Bodger
1991-92 - Randy Wood
1990-91 - Grant Ledyard
1989-90 - Uwe Krupp
1988-89 - Mark Napier
1987-88 - Scott Arniel
1986-87 - Scott Arniel
1985-86 - Mike Ramsey
1984-85 - Dave Fenyves
1983-84 - Ric Seiling
1982-83 - Brent Peterson
1981-82 - Mike Ramsey
1980-81 - Andre Savard
1979-80 - Bill Hajt
1978-79 - Ric Seiling
1977-78 - Gary McAdam
1976-77 - Jim Lorentz
1975-76 - Brian Spencer
1974-75 - Bill Hajt
1973-74 - Craig Ramsay
1972-73 - Jim Lorentz
1971-72 - Don Luce
1970-71 - Gerry Meehan

Fred T. Hunt Memorial Trophy - Named in honor of the late Buffalo Sabres' Assistant General Manager, and former player, coach and general manager of the Buffalo Bisons. It is presented to the outstanding rookie as selected by the Booster Club Board of Directors and members of the local sports media.

1999-00 - Martin Biron
1998-99 - None Awarded
1997-98 - None Awarded
1996-97 - Wayne Primeau
1995-96 - Mike Wilson
1994-95 - None Awarded
1993-94 - Derek Plante
1992-93 - Richard Smehlik
1991-92 - Donald Audette
1990-91 - None Awarded
1989-90 - Dave Snuggerud
1988-89 - Benoit Hogue
1987-88 - Ray Sheppard
1986-87 - Christian Ruuttu
1985-86 - Steve Dykstra
1984-85 - John Tucker
1983-84 - Tom Barrasso
1982-83 - Phil Housley
1981-82 - Jean Francois Sauve
1980-81 - Alan Haworth
1979-80 - Lindy Ruff
1978-79 - Bill Stewart
1977-78 - Don Edwards

The Star of Stars Trophy - Presented to the player with the most consistent performance in home games as reflected in the Three Star selections, which are chosen by members of the local sports media.

1999-00 - Martin Biron
1998-99 - Dominik Hasek
1997-98 - Dominik Hasek
1996-97 - Dominik Hasek
1995-96 - Dominik Hasek
1994-95 - Dominik Hasek
1993-94 - Dominik Hasek
1992-93 - Alexander Mogilny
1991-92 - Pat LaFontaine
1990-91 - Dale Hawerchuk
1989-90 - Pierre Turgeon
1988-89 - Phil Housley
1987-88 - Tom Barrasso
1986-87 - Mike Foligno & Phil Housley
1985-86 - Mike Foligno
1984-85 - Gil Perreault
1983-84 - Gil Perreault
1982-83 - Phil Housley
1981-82 - Ric Seiling
1980-81 - Danny Gare
1979-80 - Gil Perreault
1978-79 - Rick Martin
1977-78 - Don Edwards
1976-77 - Gil Perreault
1975-76 - Craig Ramsay
1974-75 - Rene Robert
1973-74 - Rick Martin
1972-73 - Gil Perreault
1971-72 - Roger Crozier

The Punch Imlach Memorial Award - Named after the late General Manager and Coach of the Sabres. It is presented to the player who displays dedication and leadership in the winning tradition that Punch Imlach brought to the Sabre organization and professional hockey.

1999-00 - Rhett Warrener
1998-99 - Michael Peca
1997-98 - Michael Peca
1996-97 - Garry Galley
1995-96 - Randy Burridge
1994-95 - Dave Hannan
1993-94 - Dale Hawerchuk
1992-93 - Pat LaFontaine
1991-92 - Mike Ramsey
1990-91 - Clint Malarchuk
1989-90 - Mike Ramsey
1988-89 - Mark Napier
1987-88 - Mike Ramsey

SABRES FACT

Sabre honorees in the Greater Buffalo Sports Hall of Fame include all three members of "The French Connection" - Gilbert Perreault, Rick Martin, and Rene Robert - as well as Seymour and Northrup Knox, Danny Gare, Craig Ramsay, Don Luce, Ted Darling, Mike Ramsey and Scotty Bowman.

SABRES MAJOR TRANSACTIONS - 1970-2000

Date	Transaction
6-9-70	Selected Kevin O'Shea, Cliff Schmautz, Brian McDonald and Bill Inglis in the Inter-League Draft.
6-9-70	Claimed Joe Daley on waivers from Pittsburgh.
6-10-70	Selected Tom Webster, Al Hamilton, Don Marshall, Tracy Pratt, Jim Watson, Francois Lacombe, Phil Goyette, Reg Fleming, Mike McMahon, Skip Krake, Jean-Guy Lagace, Craig Cameron, Chris Evans, Doug Barrie, Gerry Meehan, Paul Terbenche, Brian Perry, Howie Menard, Rocky Farr and Gary Edwards in the NHL Expansion Draft.
6-10-70	Traded Tom Webster to Detroit for Roger Crozier.
6-10-70	Purchased Ted Hodgson from the N.Y. Rangers.
9-2-70	Purchased Floyd Smith and Brent Imlach from Toronto.
10-2-70	Traded Craig Cameron to St. Louis for Ron Anderson.
10-9-70	Purchased Dave Dryden from Pittsburgh.
10-19-70	Purchased Bill Sutherland from Philadelphia.
10-19-70	Traded Bill Sutherland to St. Louis for future considerations.
11-2-70	Claimed Steve Atkinson on waivers from Boston.
11-2-70	Claimed Paul Andrea on waivers from California.
11-3-70	Claimed Bob Baun on waivers from Detroit.
11-4-70	Traded Bob Baun to St. Louis for Jean-Guy Talbot and Larry Keenan.
11-25-70	Traded Mike McMahon to Los Angeles for Eddie Shack and Dick Duff.
12-28-70	Lost Cliff Schmautz on waivers to Philadelphia.
1-24-71	Traded Jean-Guy Legace to Pittsburgh for Terry Ball.
5-25-71	Traded Joe Daley to Detroit for Don Luce and Mike Robitaille.
6-8-71	Selected Danny Lawson from Minnesota, Rod Zaine from Pittsburgh, Rene Robert and Ken Murray from Toronto, Ray McKay from Chicago, Tom Miller from Detroit and Hugh Harris from Montreal and lost Don Marshall to Toronto, Gary Edwards to Los Angeles and Rene Robert to Pittsburgh in Intra-League Draft.
11-16-71	Traded Larry Keenan to Philadelphia for Larry Mickey.
12-16-71	Traded Doug Barrie and Mike Keeler to Los Angeles for Mike Byers and Larry Hillman.
1-14-72	Traded a second-round draft choice in 1972 (Larry Sacharuk) to the New York Rangers for Jim Lorentz.
3-3-72	Lost Kevin O'Shea on waivers to St. Louis.
3-4-72	Traded Eddie Shack to Pittsburgh for Rene Robert.
3-5-72	Traded Chris Evans to St. Louis for George Morrison and a second-round draft choice in 1972 (Larry Carriere).
3-5-72	Sold Phil Goyette to the N.Y. Rangers.
6-5-72	Acquired Tim Horton from Pittsburgh in Intra-League Draft.
6-6-72	Lost Tom Miller and Ken Murray to the N.Y. Islanders and Rod Zaine to Atlanta in the Expansion Draft.
6-18-72	Purchased Rod Busniuk from Montreal.
2-14-73	Traded Butch Deadmarsh to Atlanta for Norm Gratton.
6-12-73	Lost Ray McKay to California and acquired Joe Noris from St. Louis in the Intra-League Draft.
6-14-73	Traded Jake Rathwell to St. Louis for Paul Curtis.
12-27-73	Traded Tracy Pratt and John Gould to Vancouver for Jerry Korab.
1-21-74	Traded Paul Curtis to the N.Y. Rangers for Real Lemieux.
3-10-74	Traded Doug Rombough to the N.Y. Islanders for Brian Spencer.
6-10-74	Lost Ron Busniuk to Detroit in Intra-League Draft.
6-12-74	Lost Paul Terbenche to Kansas City and Steve Atkinson and Randy Wyrozub to Washington in the Expansion Draft.
10-14-74	Traded Gerry Meehan and Mike Robitaille to Vancouver for Jocelyn Guevremont and Bryan McSheffrey.
1-27-75	Traded Norm Gratton and a third-round draft choice in 1976 (Ron Zanussi) to Minnesota for Fred Stanfield.
3-3-75	Traded the rights to Garry Lariviere to the N.Y. Islanders for the rights to Gerry Desjardins.
10-1-75	Sold Rocky Farr to Kansas City.
10-1-75	Traded Larry Carriere, a first-round draft choice in 1976 (Greg Carroll) and cash to Atlanta for Jacques Richard.
6-11-76	Traded the rights to free agent Peter McNab to Boston for the rights to free agent Andre Savard.
3-3-77	Sold Roger Crozier to Washington.
9-20-77	Traded Brian Spencer to Pittsburgh for Ron Schock.

Date	Transaction
2-6-79	Traded Gary McAdam to Pittsburgh for Dave Schultz.
3-12-79	Traded Jocelyn Guevremont to the N.Y. Rangers for a third-round draft choice in 1979 (Jacques Cloutier) and a third-round draft choice in 1980 (Sean McKenna).
6-13-79	Lost Lee Fogolin and Ron Areshenkoff to Edmonton, Terry Martin to Quebec and Dave Given to Hartford in the Expansion Draft.
10-5-79	Traded Rene Robert to Colorado for John Van Boxmeer.
11-13-79	Traded Alex Tidey to Edmonton for John Gould.
3-10-80	Traded Jerry Korab to Los Angeles for a first-round draft choice in 1982 (Phil Housley).
10-30-80	Traded Bill Stewart to St. Louis for Bob Hess and a fourth-round draft choice in 1981 (Anders Wickenberg).
1-12-81	Lost Rick Dudley on waivers to Winnipeg.
3-10-81	Traded Rick Martin to Los Angeles for a third-round draft choice in 1981 (Colin Chisholm) and a first-round draft choice in 1983 (Tom Barrasso).
3-10-81	Traded Don Luce to Los Angeles for a sixth-round draft choice in 1982 (Jeff Parker) and cash.
10-5-81	Acquired Yvon Lambert from Montreal and lost Rob McClanahan to Hartford in Waiver Draft.
12-2-81	Traded Jim Schoenfeld, Danny Gare and Derek Smith to Detroit for Mike Foligno, Dale McCourt and Brent Peterson.
12-2-81	Traded Bob Sauve to Detroit for a conditional first-round draft choice (Sauve was returned to the Sabres after the 1981-82 season).
2-8-82	Acquired Paul Harrison on waivers from Pittsburgh.
6-9-82	Traded Alan Haworth and a third-round draft choice in 1982 (Milan Novy) to Washington for a second-round draft choice (Mike Anderson) and a fourth-round draft choice (Timo Jutila) in 1982.
6-9-82	Traded Don Edwards, Richie Dunn, a second-round draft choice in 1982 (Rich Kromm) and a first-round draft choice in 1983 (Dan Quinn) to Calgary for a first-round draft choice (Paul Cyr) and second-round draft choice (Jens Johansson) in 1982 and a first-round draft choice (Norm Lacombe) and a second-round draft choice in 1983 (John Tucker).
6-9-82	Traded a 12th-round draft choice in 1982 (Marco Callas) to Washington for a 12th-round draft choice in 1983 (Kermit Salfi)
6-6-83	Traded Tony McKegney, Andre Savard, J.F. Sauve and a third-round draft choice in 1983 (Iirvo Jarvi) to Quebec for Real Cloutier and a first-round draft choice in 1983 (Adam Creighton).
10-3-83	Lost John Van Boxmeer to Quebec in the Waiver Draft.
12-6-84	Traded Steve Patrick and Jim Wiemer to the N.Y. Rangers for Dave Maloney and Chris Renaud.
9-9-85	Purchased Don Lever from New Jersey.
10-4-85	Traded Randy Cunneyworth and Mike Moller to Pittsburgh for Pat Hughes.
10-7-85	Lost Brent Peterson to Vancouver in the Waiver Draft.
10-15-85	Traded Bob Sauve to Chicago for a third-round draft choice in 1985 (Kevin Kerr).
1-30-86	Traded Larry Playfair, Sean McKenna and Ken Baumgarter to Los Angeles for Brian Engblom and Doug Smith.
3-11-86	Traded a 12th-round draft choice in 1986 (Doug Kirton) to New Jersey for Phil Russell.
4-22-86	Traded a third-round draft choice in 1987 (Ross Wilson) to Los Angeles for an eighth-round draft choice in 1987 (Tim Roberts) and future considerations.
6-21-86	Traded Gilles Hamel to Winnipeg for Scott Arniel.
10-3-86	Traded Brian Engblom to Calgary for Jim Korn.
10-6-86	Acquired Clark Gillies from the N.Y. Islanders and Wilf Paiement from the N.Y. Rangers while losing Pat Hughes to St. Louis and Mal Davis to Los Angeles in the Waiver Draft.
10-7-86	Traded Ric Seiling to Detroit for future considerations.
11-19-86	Traded a second-round draft choice in 1988 (Martin St. Amour) to Montreal for Tom Kurvers.
3-6-87	Traded Norm Lacombe, the professional rights to Wayne Van Dorp and a fourth-round draft choice in 1987 (Peter Eriksson) to Edmonton for Mark Napier, Lee Fogolin and a fourth-round draft choice in 1987 (John Bradley).
5-22-87	Traded Jim Korn to New Jersey for Jan Ludvig.
6-13-87	Traded Tom Kurvers to New Jersey for a third-round draft choice in 1987 (Andrew MacVicar) and a 10th-round draft choice in 1989 (Mark Astley).
10-5-87	Acquired Ed Hospodar from Philadelphia and Kevin Maguire from Toronto and lost Dave Fenyves to Philadelphia in the Waiver Draft.
10-13-87	Traded Andy Ristau to Minnesota for a sixth-round draft choice in 1988 (David Di Vita).
12-31-87	Traded Paul Cyr and a 10th-round draft choice in 1988 (Eric Fenton) to the N.Y. Rangers for Mike Donnelly and a fifth-round draft choice in 1988 (Alexander Mogilny).
2-11-88	Traded Steve Dykstra and a seventh-round draft choice in 1989 (Davis Payne) to Edmonton for Scott Metcalfe and a ninth-round draft choice in 1989 (Donald Audette).
10-3-88	Acquired Steve Smith from Calgary and lost Doug Smith to Edmonton and Jim Hofford to Los Angeles in the Waiver Draft.

Date	Transaction
10-3-88	Acquired Wayne Van Dorp from Pittsburgh for a seventh-round draft choice in 1990 (Pat Neaton).
10-21-88	Traded Bob Logan and a ninth-round draft choice in 1989 (Jim Giacin) to Los Angeles for Larry Playfair.
11-12-88	Traded Tom Barrasso and a third-round draft choice in 1990 (Joe Dziedzic) to Pittsburgh for Doug Bodger and Darrin Shannon.
12-26-88	Traded Adam Creighton and future considerations to Chicago for Rick Vaive and future considerations.
2-16-89	Traded Wayne Van Dorp to Chicago for a seventh-round draft choice in 1990 (Viktor Gordiouk).
3-6-89	Traded Calle Johansson and a second-round draft choice in 1989 (Byron Dafoe) to Washington for Clint Malarchuk, Grant Ledyard and a sixth-round draft choice in 1991 (Brian Holzinger).
3-7-89	Traded Lindy Ruff to the N.Y. Rangers for a fifth-round draft choice in 1990 (Richard Smehlik).
6-1-89	Traded Mark Ferner to Washington for Scott McCrory.
6-17-89	Traded Joe Reekie to the N.Y. Islanders for a sixth-round draft choice in 1989 (Bill Pye).
9-29-89	Traded Jacques Cloutier and a sixth-round draft choice in 1990 (Derek Edgerly) to Chicago for Steve Ludzik and a fifth-round draft choice in 1990 (Todd Bojcun).
10-2-89	Lost Mikael Andersson to Hartford in the Waiver Draft.
10-4-89	Traded a fourth-round draft choice in 1991 (Keith Redmond) to Los Angeles for Dean Kennedy.
11-24-89	Traded Bob Halkidis and future considerations to Los Angeles for Dale DeGray and future considerations.
1-5-90	Traded John Tucker to Washington for future considerations.
3-5-90	Traded Kevin Maguire and a second-round draft choice in 1990 (Mikael Renberg) to Philadelphia for Jay Wells and a fourth-round draft choice in 1991 (Peter Ambroziak).
6-16-90	Traded Phil Housley, Scott Arniel, Jeff Parker and a first-round draft choice in 1990 (Keith Tkachuk) to Winnipeg for Dale Hawerchuk and a first-round draft choice in 1990 (Brad May).
7-3-90	Purchased John Tucker from the Washington Capitals.
7-9-90	Traded Ray Sheppard to the N.Y. Rangers for cash and future considerations.
9-30-90	Traded Mike Donnelly to Los Angeles for Mikko Makela. Traded Shawn Anderson to Washington for Bill Houlder.
12-17-90	Traded Mike Foligno and an eighth-round draft choice in 1991 (Thomas Kucharcik) to Toronto for Lou Franceschetti and Brian Curran.
1-21-91	Traded John Tucker to the N.Y. Islanders for future considerations.
3-5-91	Traded the rights to Ken Priestlay to Pittsburgh for Tony Tanti. Acquired Steve Weeks from Vancouver for future considerations.
5-26-91	Traded Darcy Wakaluk to Minnesota for an eighth-round draft choice in 1991 (Jiri Kuntos).
5-30-91	Lost Greg Paslawski to San Jose in the expansion draft.
6-22-91	Acquired Tom Draper from Winnipeg for future considerations (Buffalo's seventh-round choice in
1992 -	Artur Oktyabrev).
10-11-91	Traded Darrin Shannon, Dean Kennedy and Mike Hartman to Winnipeg for Dave McLlwain, Gord Donnelly, Winnipeg's fifth-round choice (Yuri Khmylev) in 1992 and future considerations.
10-24-91	Acquired Colin Patterson from Calgary for future considerations.
10-25-91	Traded Pierre Turgeon, Uwe Krupp, Dave McLlwain and Benoit Hogue to the N.Y. Islanders for Pat LaFontaine, Randy Wood and Randy Hillier.
3-9-92	Traded Dave Snuggerud to San Jose for Wayne Presley. Traded Jay Wells to the N.Y. Rangers for Randy Moller.
3-10-92	Traded Kevin Haller to Montreal for Petr Svoboda. Acquired Dave Hannan from Toronto for a sixth-round draft choice (Chris Deruiter) in 1992.
6-15-92	Traded Christian Ruuttu and future considerations to Winnipeg for Stephane Beauregard.
6-18-92	Lost Darcy Loewen and Brad Miller to Ottawa in the expansion draft.
8-7-92	Traded Stephane Beauregard and future considerations (fourth-round pick in 1993 - Eric Daze) to Chicago for Dominik Hasek.
2-3-93	Traded Dave Andreychuk, Daren Puppa, and the team's first-round draft choice in 1993 (Kenny Jonsson) to Toronto for Grant Fuhr and the Maple Leafs' fifth-round pick (Kevin Popp) in the 1995 Entry Draft.
3-22-93	Traded Mike Ramsey to the Pittsburgh Penguins for Bob Errey.
6-24-93	Lost Bill Houlder and Bob Corkum to Anaheim in the expansion draft.
9-1-93	Traded Jozef Cierny and a future draft choice (fourth round in 1994 - Jussi Tarvainen) to Edmonton for Craig Simpson.
9-30-93	Traded Tom Draper to the New York Islanders for future considerations (Steve Plouffe, 7th-round choice, 1994 Entry Draft).
10-27-93	Traded Keith Carney and a future draft choice (sixth-round pick in 1995 - Marc Magliarditi) to Chicago for Craig Muni and Chicago's fifth-round choice in 1995 (Daniel Bienvenue).
12-15-93	Traded Gord Donnelly to the Dallas Stars for James Black and a conditional draft choice in 1994 (Steve Webb).

Date	Transaction
7-8-94	Acquired Kevin McClelland from the Winnipeg Jets in exchange for future considerations.
7-26-94	Traded Sean O'Donnell to the Los Angeles Kings for Doug Houda.
1-18-95	Lost Randy Wood to Toronto in the Waiver Draft.
2-14-95	Traded Philippe Boucher, Grant Fuhr, and Denis Tsygurov to Los Angeles for Charlie Huddy, Robb Stauber, Alexei Zhitnik, and a fifth-round draft choice in 1995 (Marian Menhart).
4-7-95	Traded Petr Svoboda to Philadelphia for Garry Galley. Traded Ken Sutton to Edmonton for Scott Pearson.
7-8-95	Traded Alexander Mogilny and a fifth-round draft choice in 1995 (Todd Norman) to Vancouver for Mike Peca, Mike Wilson, and a first-round draft choice in 1995 (Jay McKee).
10-2-95	Lost Bob Sweeney to N.Y. Islanders and claimed Brent Hughes from Boston and Rob Conn from New Jersey in the Waiver Draft.
11-16-95	Traded Doug Bodger to San Jose for Vaclav Varada, Martin Spanhel, Philadelphia's fourth-round draft pick in 1996 (Mike Martone), and either the Flyers' or Toronto's first-round draft pick in 1996 (to be determined by Philadelphia prior to the draft).
2-1-96	Acquired Bob Boughner from the Florida Panthers in exchange for a conditional fourth-round draft choice in 1996 (Chris Allen).
2-15-96	Traded Craig Muni and the first-round draft pick in the 1996 draft (Daniel Briere) acquired in the three-team trade in November, 1995 involving San Jose, Philadelphia, and Buffalo, in exchange for Darryl Shannon and Michal Grosek.
3-19-96	Traded Charlie Huddy and a seventh-round draft pick in 1996 (Daniel Corso) to the St. Louis Blues for Denis Hamel.
3-20-96	Traded Dave Hannan to the Colorado Avalanche for a sixth-round draft choice in the 1996 NHL Entry Draft. Also traded Yuri Khmylev and an eighth-round pick in 1996 (Andrei Podkonicky) to St. Louis for a second-round draft choice in 1996 (Cory Sarich), a third-round pick in 1997, and defenseman Jean-Luc Grand-Pierre.
3-18-97	Traded Barrie Moore and Craig Millar to Edmonton in exchange for Miroslav Satan.
9-24-97	Acquired Jason Woolley from the Pittsburgh Penguins in exchange for a 1998 fifth-round draft choice (Robert Scuderi).
9-29-97	Traded Pat LaFontaine to the New York Rangers in exchange for a second-round draft pick in 1998 (Andrew Peters) and future considerations.
11-12-97	Traded Andrei Trefilov to the Chicago Blackhawks for an undisclosed 1998 draft choice.
2-4-98	Acquired Geoff Sanderson from the Vancouver Canucks in exchange for Brad May and a third-round draft pick in 1999.
3-24-98	Acquired Paul Kruse and Jason Holland from the N.Y. Islanders in exchange for Jason Dawe. Note: Holland was assigned to Rochester following trade.
6-18-98	Acquired Kay Whitmore, a second-round draft choice in 1998 (Jaroslav Kristek) and future considerations from the San Jose Sharks in exchange Steve Shields and a fourth-round draft pick in 1998 (Miroslav Zalesak). Note: Did not extend qualifying offer to Whitmore (on 7-1-98), making goaltender an unrestricted free agent.
6-26-98	Bob Boughner selected by the Nashville Predators in the 1998 Expansion Draft held in Buffalo.
12-18-98	Rumun Ndur (D) claimed off waivers by the N.Y. Rangers. Also, acquired second-roun draft choice in 1999 from the Los Angeles Kings in exchange for Donald Audette (RW).
3-11-99	Acquired Stu Barnes (C) from the Pittsburgh Penguins in exchange for Matthew Barnaby (RW).
3-23-99	Acquired Joe Juneau (C/LW) along with a third-round draft choice in 1999 (Tim Preston) from the Washington Capitals in exchange for Alexei Tezikov (D). Acquired Rhett Warrener (D) and a fifth-round draft pick in 1999 (Ryan Miller) from the Florida Panthers in exchange for Mike Wilson (D). Also, acquired a second-round draft choice in 1999 (Michael Zigomanis) from the Dallas Stars in exchange for Derek Plante (C).
6-25-99	Darryl Shannon (D) selected by Atlanta Thrashers in 1999 Expansion Draft, and traded Dean Sylvester (RW) to Atlanta for future considerations.
1-23-00	Acquired Vladimir Tsyplakov from Los Angeles in exchange for an eighth round draft choice in the 2000 NHL Entry Draft.
3-10-00	Acquired Chris Gratton and a second-round draft choice in 2001 from Tampa Bay in exchange for Wayne Primeau, Brian Holzinger, Cory Sarich, and a third-round selection in the 2000 NHL Entry Draft. Acquired Doug Gilmour and Jean-Pierre Dumont from Chicago in exchange for Michal Grosek.
6-23-00	Dwayne Roloson and Geoff Sanderson selected by Columbus in the 2000 Expansion Draft. Sent Jean-Luc Grand-Pierre, Matt Davidson, and fifth-round picks in 2000 and 2001 Entry Draft to Columbus in exchange for future considerations

SABRES FIRSTS

First Players on the Ice: Roger Crozier, Paul Terbenche, Tracy Pratt, Ron Anderson, Hap Myers and Bill Inglis

First Goal: Jim Watson, Oct. 10, 1970, at Pittsburgh at 5:01 of second period

First Assist: Gerry Meehan, Oct. 10, 1970, at Pittsburgh on Jim Watson's goal

First Penalty: Gerry Meehan, Oct. 10, 1970, at Pittsburgh for holding at 7:54 of first period

First Goal by Opponent: Wally Boyer of Pittsburgh, Oct. 10, 1970, at 8:09 of second period

First Assist by Opponent: Duane Rupp of Pittsburgh, Oct. 10, 1970, on Boyer's goal

First Penalty by Opponent: Duane Rupp of Pittsburgh, Oct. 10, 1970, for hooking at 1:41 of first period

First Power-Play Goal: Gil Perreault, Oct. 10, 1970, at Pittsburgh at 11:26 of third period

First Power-Play Goal by Opponent: Dave Balon of N.Y. Rangers, Oct. 14, 1970 in New York at 15:52 of third period

First Short-Handed Goal: Ron Anderson, October 23, 1970 vs. Detroit at 13:40 of the third period

First Major Penalty: Brian McDonald, Oct. 10, 1970, at Pittsburgh for fighting at 8:01 of third period

First Major Penalty by Opponent: Bryan Hextall of Pittsburgh, Oct. 10, 1970 for fighting at 8:01 of third period

First Win: Oct. 10, 1970 (2-1 at Pittsburgh)

First Tie: Oct. 18, 1970 (1-1 vs. Pittsburgh)

First Loss: Oct. 14, 1970 (3-0 in New York vs. Rangers)

First Shutout: Dec. 6, 1970 by Roger Crozier vs. Minnesota (1-0)

First Shutout by Opponent: Oct. 14, 1970 by Ed Giacomin at N.Y. Rangers (3-0)

First Goal at Home: Oct. 18, 1970 by Gerry Meehan vs. Pittsburgh at 5:48 of the second period

First Hat Trick: Jan. 29, 1971 by Gil Perreault vs. California

First Hat Trick by Opponent: Dec. 22, 1970 by Dave Balon of N.Y. Rangers

First Two-Goal Game: Oct. 27, 1970 by Randy Wyrozub vs. Vancouver

First Multiple-Point Game: Oct. 10, 1970 by Gerry Meehan vs. Pittsburgh (goal and assist)

SABRES PLAYOFF FIRSTS

First Game: April 4, 1973 at Montreal

First Goal: Craig Ramsay, April 4, 1973, at Montreal at 3:13 of the second period.

First Assist: Don Luce, April 4, 1973, at Montreal on Ramsay's goal.

First Penalty: Larry Hillman, April 4, 1973 at Montreal at 6:21 of the first period.

First Major Penalty: Larry Mickey, April 5, 1973 at Montreal at 17:19 of the first period.

First Power Play Goal: Rick Martin, April 5, 1973 at Montreal at 16:48 of the first period.

First Short-handed Goal: Don Luce, May 3, 1975 at Montreal at 6:42 of the first period.

First Game-winning Goal: Gil Perreault, April 8, 1973 vs. Montreal.

First Goal by Opponent: Jacques Lemaire of Montreal, April 4, 1973 at 17:01 of the second period.

First Hat Trick: Jim Lorentz, April 9, 1977, at Minnesota.

First Hat Trick by Opponent: Yvon Cournoyer of Montreal, April 5, 1973 in Montreal.

First Win: April 8, 1973 vs. Montreal.

First Shutout: April 9, 1980 vs. Vancouver (6-0, Bob Sauve)

First Time Shut Out: May 1, 1975 by Montreal (7-0, Ken Dryden)

The SEASON

1999-2000



1999-2000 FINAL STANDINGS

EASTERN CONFERENCE

NORTHEAST DIVISION

		GP	W	L	T	GF	GA	PTS	PCTG
TORONTO	(3)	82	45	30	7	3	246	222	100
OTTAWA	(6)	82	41	30	11	2	244	210	95
BUFFALO	**(8)**	**82**	**35**	**36**	**11**	**4**	**213**	**204**	**85**
MONTREAL	(10)	82	35	38	9	4	196	194	83
BOSTON	(12)	82	24	39	19	6	210	248	73

ATLANTIC DIVISION

		GP	W	L	T	GF	GA	PTS	PCTG
PHILADELPHIA	(1)	82	45	25	12	3	237	179	105
NEW JERSEY	(4)	82	45	29	8	5	251	203	103
PITTSBURGH	(7)	82	37	37	8	6	241	236	88
NY RANGERS	(11)	82	29	41	12	3	218	246	73
NY ISLANDERS	(13)	82	24	49	9	1	194	275	58

SOUTHEAST DIVISION

		GP	W	L	T	GF	GA	PTS	PCTG
WASHINGTON	(2)	82	44	26	12	2	227	194	102
FLORIDA	(5)	82	43	33	6	6	244	209	98
CAROLINA	(9)	82	37	35	10	0	217	216	84
TAMPA BAY	(14)	82	19	54	9	7	204	310	54
ATLANTA	(15)	82	14	61	7	4	170	313	39

WESTERN CONFERENCE

CENTRAL DIVISION

		GP	W	L	T	GF	GA	PTS	PCTG
ST LOUIS	(1)	82	51	20	11	1	248	165	114
DETROIT	(4)	82	48	24	10	2	278	210	108
CHICAGO	(11)	82	33	39	10	2	242	245	78
NASHVILLE	(13)	82	28	47	7	7	199	240	70

PACIFIC DIVISION

		GP	W	L	T	GF	GA	PTS	PCTG
DALLAS	(2)	82	43	29	10	6	211	184	102
LOS ANGELES	(5)	82	39	31	12	4	245	228	94
PHOENIX	(6)	82	39	35	8	4	232	228	90
SAN JOSE	(8)	82	35	37	10	7	225	214	87
ANAHEIM	(9)	82	34	36	12	3	217	227	83

NORTHWEST DIVISION

		GP	W	L	T	GF	GA	PTS	PCTG
COLORADO	(3)	82	42	29	11	1	233	201	96
EDMONTON	(7)	82	32	34	16	8	226	212	88
VANCOUVER	(10)	82	30	37	15	8	227	237	83
CALGARY	(12)	82	31	41	10	5	211	256	77

Conference Quarterfinals
Philadelphia defeated Buffalo (4 games to 1)
Pittsburgh defeated Washington (4 games to 1)
Toronto defeated Ottawa (4 games to 2)
New Jersey defeated Florida (4 games to 0)
San Jose defeated St. Louis (4 games to 3)
Dallas defeated Edmonton (4 games to 1)
Colorado defeated Phoenix (4 games to 1)
Detroit defeated Los Angeles (4 games to 0)

Conference Semifinals
Philadelphia defeated Pittsburgh (4 games to 2)
New Jersey defeated Toronto (4 games to 2)
Dallas defeated San Jose (4 games to 1)
Colorado defeated Detroit (4 games to 1)

Conference Finals
New Jersey defeated Philadelphia (4 games to 3)
Dallas defeated Colorado (4 games to 3)

Stanley Cup Finals
New Jersey defeated Dallas (4 games to 2)

INDIVIDUAL SCORING LEADERS

PLAYER	TEAM	GP	G	A	PTS	+/-	PIM	PP	SH	GW	GT	S	PCTG
JAROMIR JAGR	PITTSBURGH	63	42	54	96	25	50	10	0	5	1	290	14.5
PAVEL BURE	FLORIDA	74	58	36	94	25	16	11	2	14	0	360	16.1
MARK RECCHI	PHILADELPHIA	82	28	63	91	20	50	7	1	5	1	223	12.6
PAUL KARIYA	ANAHEIM	74	42	44	86	22	24	11	3	3	0	324	13.0
TEEMU SELANNE	ANAHEIM	79	33	52	85	6	12	8	0	6	2	236	14.0

DEFENSEMEN SCORING LEADERS

PLAYER	TEAM	GP	G	A	PTS	+/-	PIM	PP	SH	GW	GT	S	PCTG
NICKLAS LIDSTROM	DETROIT	81	20	53	73	19	18	9	4	3	0	218	9.2
CHRIS PRONGER	ST LOUIS	79	14	48	62	52	92	8	0	3	2	192	7.3
ROB BLAKE	LOS ANGELES	77	18	39	57	10	112	12	0	5	0	327	5.5
ERIC DESJARDINS	PHILADELPHIA	81	14	41	55	20	32	8	0	4	1	207	6.8
PHIL HOUSLEY	CALGARY	78	11	44	55	12-	24	5	0	2	1	176	6.3

INDIVIDUAL ROOKIE SCORING LEADERS

PLAYER	TEAM	GP	G	A	PTS	+/-	PIM	PP	SH	GW	GT	S	PCTG
SCOTT GOMEZ	NEW JERSEY	82	19	51	70	14	78	7	0	1	2	204	9.3
ALEX TANGUAY	COLORADO	76	17	34	51	6	22	5	0	3	1	74	23.0
MICHAEL YORK	NY RANGERS	82	26	24	50	17-	18	8	0	4	2	177	14.7
SIMON GAGNE	PHILADELPHIA	80	20	28	48	11	22	8	1	4	0	159	12.6
JAN HLAVAC	NY RANGERS	67	19	23	42	3	16	6	0	2	0	134	14.2
TREVOR LETOWSKI	PHOENIX	82	19	20	39	2	20	3	4	3	0	125	15.2
BRAD STUART	SAN JOSE	82	10	26	36	3	32	5	1	3	0	133	7.5
MAXIM AFINOGENOV	**BUFFALO**	**65**	**16**	**18**	**34**	**4-**	**41**	**2**	**0**	**2**	**0**	**128**	**12.5**

INDIVIDUAL LEADERS

GOAL SCORING

NAME	TEAM	GP	G
PAVEL BURE	FLORIDA	74	58
OWEN NOLAN	SAN JOSE	78	44
TONY AMONTE	CHICAGO	82	43
JAROMIR JAGR	PITTSBURGH	63	42
PAUL KARIYA	ANAHEIM	74	42

ASSISTS

NAME	TEAM	GP	A
MARK RECCHI	PHILADELPHIA	82	63
ADAM OATES	WASHINGTON	82	56
JAROMIR JAGR	PITTSBURGH	63	54
JOE SAKIC	COLORADO	60	53
VIKTOR KOZLOV	FLORIDA	80	53

POWER PLAY GOALS

NAME	TEAM	GP	PP
OWEN NOLAN	SAN JOSE	78	18
MARIUSZ CZERKAWSKI	NY ISLANDERS	79	16
STEVE YZERMAN	DETROIT	78	15
LUC ROBITAILLE	LOS ANGELES	71	13
BRENDAN SHANAHAN	DETROIT	78	13
ROBERT LANG	PITTSBURGH	78	13
RAY BOURQUE	BOS-COL	79	13
JOHN LECLAIR	PHILADELPHIA	82	13
VALERI BURE	CALGARY	82	13
MILAN HEJDUK	COLORADO	82	13

SHORT HAND GOALS

NAME	TEAM	GP	SH
*JOHN MADDEN	NEW JERSEY	74	6
TONY AMONTE	CHICAGO	82	5
SERGEI FEDOROV	DETROIT	68	4
MARCO STURM	SAN JOSE	74	4
OWEN NOLAN	SAN JOSE	78	4
*JEFF HALPERN	WASHINGTON	79	4
MIKE KEANE	DALLAS	81	4
NICKLAS LIDSTROM	DETROIT	81	4
MICHAL HANDZUS	ST LOUIS	81	4
*TREVOR LETOWSKI	PHOENIX	82	4

POWER PLAY ASSISTS

NAME	TEAM	GP	PPA
MARK RECCHI	PHILADELPHIA	82	32
PHIL HOUSLEY	CALGARY	78	30
VINCENT DAMPHOUSSE	SAN JOSE	82	27
RAY BOURQUE	BOS-COL	79	24
TEEMU SELANNE	ANAHEIM	79	23
DOUG WEIGHT	EDMONTON	77	22
RON FRANCIS	CAROLINA	78	22
VINCENT LECAVALIER	TAMPA BAY	80	22
NICKLAS LIDSTROM	DETROIT	81	22

SHORT HAND ASSISTS

NAME	TEAM	GP	SHA
VINCENT DAMPHOUSSE	SAN JOSE	82	5
PETR SVOBODA	TAMPA BAY	70	4
ALEXEI ZHAMNOV	CHICAGO	71	4
ED JOVANOVSKI	VANCOUVER	75	4
MIKE MODANO	DALLAS	77	4
OWEN NOLAN	SAN JOSE	78	4

POWER PLAY POINTS

NAME	TEAM	GP	PPP
MARK RECCHI	PHILADELPHIA	82	39
RAY BOURQUE	BOS-COL	79	37
PHIL HOUSLEY	CALGARY	78	35
OWEN NOLAN	SAN JOSE	78	33
PAUL KARIYA	ANAHEIM	74	31
TEEMU SELANNE	ANAHEIM	79	31
NICKLAS LIDSTROM	DETROIT	81	31
VALERI BURE	CALGARY	82	31

SHORT HAND POINTS

NAME	TEAM	GP	SHP
OWEN NOLAN	SAN JOSE	78	8
*TREVOR LETOWSKI	PHOENIX	82	7
*JOHN MADDEN	NEW JERSEY	74	6
MICHAL HANDZUS	ST LOUIS	81	6
VINCENT DAMPHOUSSE	SAN JOSE	82	6
TONY AMONTE	CHICAGO	82	6
JEFF FRIESEN	SAN JOSE	82	6

GAME WINNING GOALS

NAME	TEAM	GP	GW
PAVEL BURE	FLORIDA	74	14
JEREMY ROENICK	PHOENIX	75	12
PATRIK ELIAS	NEW JERSEY	72	9
BRENDAN SHANAHAN	DETROIT	78	9
STEVE THOMAS	TORONTO	81	9
MILAN HEJDUK	COLORADO	82	9

GAME TYING GOALS

NAME	TEAM	GP	GT
RICHARD ZEDNIK	WASHINGTON	69	3
MIKE MODANO	DALLAS	77	3
NIKLAS SUNDSTROM	SAN JOSE	79	3
18 PLAYERS WITH TWO			

PLUS/MINUS

NAME	TEAM	GP	+/-
CHRIS PRONGER	ST LOUIS	79	52
CHRIS CHELIOS	DETROIT	81	48
PAVOL DEMITRA	ST LOUIS	71	34
PIERRE TURGEON	ST LOUIS	52	30
JOE SAKIC	COLORADO	60	30
SCOTT STEVENS	NEW JERSEY	78	30

SHOOTING PERCENTAGE

NAME	TEAM	GP	G	S	SH%
MIKE EASTWOOD	ST LOUIS	79	19	83	22.9
ALEX SELIVANOV	EDMONTON	67	27	122	22.1
DOUG GILMOUR	**CHI-BUF**	**74**	**25**	**113**	**22.1**
ANDREW BRUNETTE	ATLANTA	81	23	107	21.5
MIKE MODANO	DALLAS	77	38	188	20.2

GOALTENDING LEADERS (MIN. 26 GPI)

GOALS AGAINST AVERAGE

GOALTENDER	TEAM	GPI	MINS	GA	AVG
*BRIAN BOUCHER	PHILADELPHIA	35	2038	65	1.91
ROMAN TUREK	ST LOUIS	67	3960	129	1.95
ED BELFOUR	DALLAS	62	3620	127	2.10
JOSE THEODORE	MONTREAL	30	1655	58	2.10
JOHN VANBIESBROUCK	PHILADELPHIA	50	2950	108	2.20

WINS

GOALTENDER	TEAM	GPI	MINS	W	L	T
MARTIN BRODEUR	NEW JERSEY	72	4312	43	20	8
ROMAN TUREK	ST LOUIS	67	3960	42	15	9
OLAF KOLZIG	WASHINGTON	73	4371	41	20	11
CURTIS JOSEPH	TORONTO	63	3801	36	20	7
ARTURS IRBE	CAROLINA	75	4345	34	28	9

SAVE PERCENTAGE

GOALTENDER	TEAM	GPI	MINS	GA	SA	SPCTG	W	L	T
ED BELFOUR	DALLAS	62	3620	127	1571	.919	32	21	7
DOMINIK HASEK	**BUFFALO**	**35**	**2066**	**76**	**937**	**.919**	**15**	**11**	**6**
JOSE THEODORE	MONTREAL	30	1655	58	717	.919	12	13	2
*BRIAN BOUCHER	PHILADELPHIA	35	2038	65	790	.918	20	10	3
OLAF KOLZIG	WASHINGTON	73	4371	163	1957	.917	41	20	11
MIKE VERNON	S.J-FLA	49	2791	115	1380	.917	24	18	3

SHUTOUTS

GOALTENDER	TEAM	GPI	MINS	SO	W	L	T
ROMAN TUREK	ST LOUIS	67	3960	7	42	15	9
CHRIS OSGOOD	DETROIT	53	3148	6	30	14	8
MARTIN BRODEUR	NEW JERSEY	72	4312	6	43	20	8
JOSE THEODORE	MONTREAL	30	1655	5	12	13	2
***MARTIN BIRON**	**BUFFALO**	**41**	**2229**	**5**	**19**	**18**	**2**
FRED BRATHWAITE	CALGARY	61	3448	5	25	25	7
ARTURS IRBE	CAROLINA	75	4345	5	34	28	9
OLAF KOLZIG	WASHINGTON	73	4371	5	41	20	11

1999-2000 NHL AWARD WINNERS

Hart Memorial Trophy: Chris Pronger, St. Louis
Lester B. Pearson Award: Jaromir Jagr, Pittsburgh
Vezina Trophy: Olaf Kolzig, Washington
Bill Masterton Trophy: Ken Daneyko, New Jersey
King Clancy Memorial Trophy: Curtis Joseph, Toronto
Jack Adams Award: Joel Quenneville, St. Louis
Lady Byng Memorial Trophy: Pavol Demitra, St. Louis
Calder Memorial Trophy: Scott Gomez, New Jersey
Frank J. Selke Trophy: Steve Yzerman, Detroit
James Norris Memorial Trophy: Chris Pronger, St. Louis
Art Ross Trophy: Jaromir Jagr, Pittsburgh
Maurice Richard Trophy: Pavel Bure, Florida
William M. Jennings Trophy: Roman Turek, St. Louis
Conn Smythe Trophy: Scott Stevens, New Jersey
Lester Patrick Trophy: Lou Vairo, Mario Lemieux, Craig Patrick
Presidents' Trophy: St. Louis Blues

BUFFALO SABRES FINAL 1999-2000 REGULAR SEASON STATS

POS	NO.	PLAYER	GP	G	A	PTS	+/-	PIM	PP	SH	GW	GT	S	PCTG
C	93	DOUG GILMOUR	74	25	48	73	9-	63	10	0	3	1	113	22.1
L	81	MIROSLAV SATAN	81	33	34	67	16	32	5	3	5	1	265	12.5
C	37	CURTIS BROWN	74	22	29	51	19	42	5	0	4	1	149	14.8
C	77	CHRIS GRATTON	72	15	34	49	23-	136	4	0	1	1	202	7.4
C	41	STU BARNES	82	20	25	45	3-	16	8	2	2	0	137	14.6
R	27	MICHAEL PECA	73	20	21	41	6	67	2	0	3	0	144	13.9
R	25	VACLAV VARADA	76	10	27	37	12	62	0	0	0	0	140	7.1
D	61	*MAXIM AFINOGENOV	65	16	18	34	4-	41	2	0	2	0	128	12.5
L	29	JASON WOOLLEY	74	8	25	33	14	52	2	0	2	0	113	7.1
L	8	VLADIMIR TSYPLAKOV	63	12	20	32	23	14	1	0	2	0	76	15.8
R	15	GEOFF SANDERSON	67	13	13	26	4	22	4	0	3	0	136	9.6
D	74	DIXON WARD	71	11	9	20	1	41	1	2	2	0	101	10.9
C	9	JAY MCKEE	78	5	12	17	5	50	1	0	1	0	84	6.0
D	3	ERIK RASMUSSEN	67	8	6	14	1	43	0	0	2	0	76	10.5
D	44	JAMES PATRICK	66	5	8	13	8	22	0	0	3	0	40	12.5
D	42	ALEXEI ZHITNIK	74	2	11	13	6-	95	1	0	0	0	139	1.4
D	51	RICHARD SMEHLIK	64	2	9	11	13	50	0	0	0	0	67	3.0
R	32	*BRIAN CAMPBELL	12	1	4	5	2-	4	0	0	0	0	10	10.0
D	4	ROB RAY	69	1	3	4	0	158	0	0	0	0	17	5.9
C	16	RHETT WARRENER	61	0	3	3	18	89	0	0	0	0	68	.0
L	55	CHRIS TAYLOR	11	1	1	2	2-	2	0	0	0	0	15	6.7
C	12	*DENIS HAMEL	3	1	0	1	1-	0	0	0	0	0	3	33.3
D	20	*DOMENIC PITTIS	7	1	0	1	1	6	0	0	0	0	6	16.7
G	39	*JASON HOLLAND	9	0	1	1	0	0	0	0	0	0	8	.0
D	20	DOMINIK HASEK	35	0	1	1	0	12	0	0	0	0	0	.0
D	21	DOUG HOUDA	1	0	0	0	0	12	0	0	0	0	0	.0
L	64	MIKE HURLBUT	1	0	0	0	1	2	0	0	0	0	1	.0
D	45	DAVID MORAVEC	1	0	0	0	1-	0	0	0	0	0	2	.0
L	24	*DMITRI KALININ	4	0	0	0	0	4	0	0	0	0	3	.0
D	34	PAUL KRUSE	11	0	0	0	2-	43	0	0	0	0	7	.0
G	30	*J-LUC GRAND-PIERRE	11	0	0	0	1-	15	0	0	0	0	10	.0
G	43	DWAYNE ROLOSON	14	0	0	0	0	0	0	0	0	0	0	.0
		*MARTIN BIRON	41	0	0	0	0	6	0	0	0	0	0	.0

NO.	GOALTENDER	GPI	MINS	AVG	W	L	T	EN	SO	GA	SA	SV%	G	A	PIM
39	DOMINIK HASEK	35	2066	2.21	15	11	6	2	3	76	937	.919	0	1	12
43	*MARTIN BIRON	41	2229	2.42	19	18	2	2	5	90	988	.909	0	0	6
30	DWAYNE ROLOSON	14	677	2.84	1	7	3	2	0	32	277	.884	0	0	0
	BUF TOTALS	**82**	**5020**	**2.09**	**37**	**28**	**17**	**4**	**10**	**175**	**2461**	**.929**			

* - rookie

BUFFALO SABRES 1999-00 GAME-BY-GAME STATS

Date	Opponent	#3 Patrick	#4 Warrener	#5 Woolley	#8 Sanderson	#9 Rasmussen	#15 Ward
10/2	@ DET	0-0/0-1 E	NOR	0-0/4-1 -1	0-0/0-3 -1	0-0/0-1 E	0-0/0-1 E
10/8	vs. WSH	0-0/0-0 +1	NOR	0-0/0-3 -1	0-0/0-0 E	0-1/0-0 +1	0-0/0-2 -1
10/9	@ ATL	0-0/0-0 -1	NOR	0-1/4-4 E	0-0/0-1 E	0-0/0-0 E	0-0/0-1 -1
10/11	vs. PHX	0-0/2-1 +2	NOR	0-0/0-0 E	0-1/0-1 +1	DNP	0-0/0-2 -1
10/16	@ MTL	0-0/0-0 -1	INJ	0-0/0-1 -1	0-0/0-1 E	DNP	0-0/0-1 E
10/17	@ PHI	0-1/0-0 -1	INJ	0-0/2-1 E	DNP	1-0/0-2 +1	DNP
10/20	vs. NSH	DNP	0-0/2-4 +1	0-0/2-1 -1	1-0/0-1 +1	0-0/0-0 +1	0-0/0-5 -1
10/22	vs. CAR	0-1/0-0 +2	0-0/0-0 +1	0-0/0-1 +2	2-0/2-6 +3	2-0/0-3 +2	0-0/0-1 -1
10/23	@ OTT	0-0/0-0 E	0-0/2-0 -1	0-0/0-2 -2	0-0/4-1 -2	0-0/0-4 -1	0-0/0-2 -1
10/27	vs. TB	1-1/2-1 +2	0-0/2-1 E	0-0/0-1 +1	0-1/0-2 E	0-0/2-0 E	0-0/0-2 E
10/29	vs. FLA	0-0/0-1 -1	0-0/0-1 E	0-1/2-2 +2	1-0/0-2 +1	0-0/0-0 -1	0-0/0-1 -1
10/30	@ BOS	0-0/0-0 -1	0-0/0-0 E	0-0/2-2 -1	0-0/4-6 E	0-0/0-0 E	0-0/0-4 E
11/3	@ DAL	0-0/0-1 +1	INJ	1-1/2-1 +1	0-0/0-0 E	0-0/0-0 -1	1-0/0-3 +2
11/4	@ CHI	0-1/0-0 +1	INJ	INJ	0-1/0-0 +2	DNP	0-1/2-0 E
11/6	vs. NYI	0-0/0-0 E	0-0/0-1 E	0-0/0-2 E	0-1/0-4 E	0-1/0-1 +1	INJ
11/10	vs. BOS	DNP	0-0/14-0 +1	0-2/0-0 +2	0-0/0-4 +1	1-0/0-2 +1	INJ
11/12	@ TB	0-0/0-1 E	0-1/0-1 E	0-0/0-0 E	0-0/2-4 -1	0-0/0-0 E	INJ
11/13	@ FLA	0-0/0-1 +1	0-0/0-3 E	INJ (I.R.)	0-0/0-2 E	0-0/0-1 E	0-0/2-4 -1
11/16	@ PIT	0-0/0-0 E	0-0/0-1 -1	INJ (I.R.)	0-0/0-3 -1	0-0/2-0 E	0-0/4-3 -1
11/19	@ ATL	0-0/0-2 E	0-0/9-1 +2	INJ (I.R.)	0-0/0-1 E	0-0/0-2 E	0-0/0-0 E
11/20	vs. ATL	0-1/2-0 +1	0-0/2-0 -1	INJ (I.R.)	0-0/0-1 E	0-0/0-0 -1	DNP
11/24	vs. WSH	DNP	0-0/0-1 +1	0-2/0-1 +1	0-0/0-3 E	0-0/0-0 -1	DNP
11/26	vs. STL	DNP	0-0/2-1 E	0-0/0-0 E	0-0/2-0 -1	DNP	0-0/0-3 -1
11/28	@ TB	DNP	0-0/0-3 +2	0-0/2-0 -1	DNP	0-0/2-0 E	0-1/0-0 +1
11/30	vs. PIT	DNP	0-0/4-2 E	0-0/0-2 E	DNP	0-0/0-0 E	0-0/0-4 E
12/2	vs. PHI	DNP	0-0/0-2 E	0-0/2-1 -1	DNP	DNP	0-0/12-0 -1
12/4	vs. NYR	0-0/0-0 -1	0-0/0-0 E	0-0/0-1 -1	0-1/0-1 E	0-0/0-3 E	0-0/0-2 E
12/6	@ TOR	0-0/0-0 E	0-0/4-0 E	0-0/0-1 -1	0-0/0-1 E	INJ (I.R.)	1-0/0-2 +1
12/8	vs. OTT	0-0/0-1 E	0-0/0-0 E	0-0/0-1 E	0-0/0-1 E	INJ (I.R.)	0-0/0-0 E
12/10	vs. CHI	0-0/0-1 E	0-0/5-1 E	0-0/0-1 E	0-0/0-0 -1	INJ (I.R.)	0-1/0-0 +1
12/14	vs. PHI	DNP	0-0/0-3 +1	1-0/2-1 +1	DNP	INJ (I.R.)	0-0/0-3 E
12/17	vs. FLA	DNP	0-0/0-1 E	0-0/0-1 E	0-1/0-3 E	INJ (I.R.)	0-0/0-2 E
12/18	@ NYI	0-0/2-1 E	0-0/0-1 +1	1-0/0-4 +1	0-0/0-2 E	INJ (I.R.)	DNP
12/21	@ NYR	0-0/6-1 E	0-0/0-0 +1	0-1/0-1 E	0-0/0-2 E	DNP	1-0/0-2 +1
12/23	vs. COL	0-0/0-0 E	0-1/0-0 +1	0-0/0-1 E	1-0/0-4 +1	DNP	0-0/0-2 E
12/27	@ NJ	0-0/0-1 E	0-0/0-1 -1	0-0/0-1 -1	1-0/0-2 +1	DNP	0-0/2-1 E
12/28	vs. DET	0-0/0-1 -3	0-0/0-3 E	DNP	0-1/0-1 -2	0-0/0-2 -2	1-0/0-5 +1
1/1	vs. TOR	0-0/0-0 +3	0-0/2-0 +2	0-1/0-1 +4	2-0/0-4 +4	2-0/0-3 +3	DNP
1/3	@ TOR	1-0/0-1 E	INJ (I.R.)	0-0/0-5 E	0-0/0-0 -1	0-0/0-1 -1	DNP
1/4	vs. ATL	0-0/0-0 +1	INJ (I.R.)	0-2/0-1 E	0-0/0-1 E	0-0/0-2 -1	0-0/0-0 -1
1/6	vs. NJ	0-0/0-0 E	INJ (I.R.)	0-1/2-2 +1	DNP	0-0/2-0 -1	DNP
1/8	@ OTT	0-1/0-1 -1	INJ (I.R.)	0-3/0-1 +1	0-0/0-2 E	1-0/4-3 E	0-0/2-1 E
1/13	@ BOS	0-0/0-0 E	0-0/9-1 E	0-0/0-1 E	0-0/0-1 E	0-0/2-1 E	0-0/0-1 E
1/14	vs. MON	0-0/0-1 E	INJ	0-0/0-0 E	0-1/2-2 -1	0-0/0-0 E	1-1/0-3 +3
1/17	@ ANA	DNP	0-0/2-3 +3	0-0/0-2 E	0-0/2-1 E	0-0/0-1 E	0-0/0-0 -1
1/18	@ LA	DNP	0-0/7-1 -1	0-0/0-1 E	1-0/0-2 -1	0-0/2-0 +1	0-0/4-1 -1
1/20	@ PHX	0-0/0-0 E	0-0/0-0 +1	0-1/0-2 E	0-1/0-1 E	0-0/0-1 -1	0-1/0-1 +1
1/22	@ CAR	0-0/0-0 E	0-0/2-1 -1	0-0/0-2 E	0-0/0-0 E	0-1/2-1 +1	0-1/0-0 E
1/25	vs. TB	DNP	0-0/2-1 +1	0-0/0-1 +1	0-0/0-1 E	0-1/2-1 E	0-0/0-0 E
1/28	vs. OTT	1-0/0-1 +1	0-0/5-3 E	0-1/0-1 +1	DNP	0-0/0-2 +1	0-0/2-0 E
1/29	@ OTT	DNP	0-0/0-4 E	0-0/0-4 -1	DNP	0-0/2-1 E	0-0/0-0 E
2/1	vs. ANA	0-0/2-0 E	0-0/0-2 +1	0-0/0-2 E	0-0/0-1 E	0-0/2-3 E	0-0/0-0 E
2/3	vs. OTT	0-0/0-1 +1	0-0/0-1 E	0-0/0-1 E	DNP	0-0/0-2 E	0-0/0-1 +2
2/8	@ COL	0-0/0-1 +1	0-0/0-1 E	0-0/0-0 E	DNP	0-0/0-2 E	1-0/0-2 +1
2/10	@ NSH	0-1/0-0 E	0-0/0-3 -1	1-0/0-2 +1	0-0/4-3 +1	0-0/0-3 E	0-0/0-2 E
2/12	@ PHI	0-0/0-2 E	0-0/0-1 -1	0-1/6-2 +1	1-0/0-3 +1	0-0/0-1 E	0-1/0-0 +1
2/13	vs. EDM	DNP	0-0/0-2 E	0-0/0-1 +1	1-0/0-5 E	0-1/0-1 +1	0-0/0-2 -1
2/16	@ PIT	0-0/0-1 E	0-0/2-0 -1	0-1/0-2 E	1-0/0-4 E	0-0/0-2 E	0-0/0-4 E
2/17	vs. VAN	0-0/0-0 E	0-0/2-0 E	0-0/0-3 E	0-0/0-4 -1	0-0/0-0 E	0-0/0-0 E
2/19	vs. LA	INJ	0-0/2-1 +2	0-0/0-0 +1	0-0/0-1 E	0-0/0-2 E	0-0/0-2 E
2/21	vs. NJ	INJ	0-0/0-0 E	0-1/0-2 E	1-0/0-5 -1	0-0/2-0 E	1-0/2-2 +1
2/25	vs. NYR	0-0/0-2 E	INJ (I.R.)	0-0/0-0 E	0-0/0-0 -1	0-0/0-1 -1	0-0/0-0 -1
2/26	@ TOR	0-0/0-0 -1	INJ (I.R.)	0-1/4-6 E	0-1/0-4 E	0-0/0-2 E	DNP
2/29	@ FLA	0-0/0-1 +1	INJ (I.R.)	0-0/0-0 E	0-0/0-2 E	1-0/2-5 +1	0-0/0-2 E
3/1	@ NYR	0-0/0-0 -1	INJ (I.R.)	0-0/2-4 +1	0-0/0-2 E	0-0/2-0 E	0-1/0-2 -1
3/4	@ NYI	0-0/0-0 -1	INJ (I.R.)	INJ (flu)	INJ	0-0/0-2 -1	0-0/0-0 E
3/5	@ WSH	0-0/0-3 +1	INJ (I.R.)	INJ (flu)	INJ	0-0/0-2 -1	0-1/5-1 +1
3/8	vs. BOS	0-0/2-0 +1	INJ (I.R.)	1-0/0-2 E	INJ	0-1/9-0 -1	0-0/0-0 E
3/10	vs. MTL	0-0/0-1 E	INJ (I.R.)	1-0/2-1 E	INJ	0-0/0-0 E	0-0/0-1 E
3/12	vs. NYI	1-0/0-2 +2	0-0/0-2 E	1-0/0-2 +1	INJ	0-0/0-1 -1	0-0/0-1 E
3/15	@ SJ	1-0/2-1 -2	0-0/2-0 +1	0-1/0-2 -2	1-0/0-5 E	0-0/2-2 E	0-0/0-1 E
3/16	@ VAN	0-0/0-0 -1	0-0/0-0 E	0-1/2-3 -2	0-0/0-2 E	0-0/2-0 E	1-0/0-1 E
3/18	@ CGY	0-0/0-2 -1	0-0/0-0 +1	0-1/2-3 +2	0-0/0-0 E	0-0/0-1 E	1-0/0-3 E
3/20	vs. MTL	0-0/0-1 +2	0-0/2-2 E	0-0/0-3 +1	0-1/0-3 +1	0-0/0-3 +1	1-0/0-2 +1
3/23	vs. CGY	0-0/0-1 E	0-0/2-1 E	0-0/0-1 E	1-0/0-1 +2	INJ	0-0/2-0 -1
3/27	@ CAR	0-0/0-0 E	0-0/0-1 +1	0-0/2-0 E	0-0/0-1 E	0-0/0-2 +1	0-0/0-0 +1
3/31	vs. CAR	0-0/2-1 -1	0-1/0-2 +1	0-0/0-0 -1	0-0/0-1 -1	0-0/0-0 E	0-0/2-0 E
4/1	@ MTL	0-0/0-1 +1	0-0/2-0 +1	0-0/4-1 +1	0-0/0-3 E	0-0/0-0 E	0-0/0-0 +1
4/3	vs. TOR	0-0/0-0 +1	0-0/0-0 +1	0-0/0-2 +1	0-0/0-4 E	0-0/0-0 E	1-0/0-3 +1
4/6	@ NJ	0-0/0-1 +1	0-0/0-0 E	1-1/0-2 +2	0-0/0-0 E	0-0/0-0 E	0-0/0-1 E
4/7	vs. PIT	0-0/0-0 -1	0-0/0-3 E	0-0/2-1 -1	0-0/0-5 E	0-0/0-0 E	0-0/0-1 -1
4/9	vs. WSH	0-0/0-0 +1	0-0/0-0 -1	0-0/0-2 +1	0-0/0-1 E	0-0/0-1 E	0-0/0-1 E

SKATERS KEY: Goals-Assists/PIM-Shots Plus/Minus
GOALIES KEY: Shots-Saves-Empty Net Goals/Minutes Played
ABBREVIATIONS: DNP - Did Not Play (Healthy Scratch or Backup)
INJ - Injured or Illness
ROCH - Rochester (with AHL Affiliate)
SUSP - Suspended
NOR - Not on Roster

BUFFALO SABRES 1999-00 GAME-BY-GAME STATS

Date	Opponent	#16 Taylor	#20 Holland	#25 Varada	#27 Peca	#29 Tsyplakov	#32 Ray
10/2	@ DET	ROCH	0-0/0-1 E	0-0/4-1 E	0-0/0-2 E	NOR	0-0/0-0 E
10/8	vs. WSH	ROCH	INJ	0-0/2-2 -1	0-0/2-2 -1	NOR	0-0/0-0 E
10/9	@ ATL	ROCH	INJ	0-1/0-2 -2	0-0/0-2 -2	NOR	0-0/0-2 E
10/11	vs. PHX	ROCH	ROCH	0-0/0-2 -1	0-0/0-2 -2	NOR	0-0/2-0 E
10/16	@ MTL	ROCH	ROCH	0-0/4-4 -2	0-0/0-1 E	NOR	0-0/0-0 E
10/17	@ PHI	ROCH	ROCH	0-0/0-1 +1	0-1/0-0 +1	NOR	0-0/9-0 -1
10/20	vs. NSH	ROCH	ROCH	0-1/0-3 E	0-1/0-3 -2	NOR	0-0/7-0 E
10/22	vs. CAR	ROCH	ROCH	0-1/2-0 -1	1-1/2-6 E	NOR	0-0/2-1 E
10/23	@ OTT	ROCH	ROCH	0-0/0-2 -1	0-0/5-1 -1	NOR	0-0/2-0 E
10/27	vs. TB	ROCH	ROCH	0-1/0-0 +1	1-1/0-5 +2	NOR	0-0/0-0 -1
10/29	vs. FLA	ROCH	ROCH	0-2/0-2 +2	1-0/0-2 +2	NOR	0-0/2-0 E
10/30	@ BOS	ROCH	ROCH	0-0/0-1 E	0-0/0-2 E	NOR	0-0/0-0 E
11/3	@ DAL	ROCH	ROCH	0-1/0-2 E	0-2/2-3 +1	NOR	0-0/2-0 E
11/4	@ CHI	ROCH	ROCH	0-0/0-1 +1	1-0/2-1 +1	NOR	0-0/2-0 E
11/6	vs. NYI	ROCH	ROCH	0-0/0-1 E	0-0/0-2 E	NOR	0-0/0-1 E
11/10	vs. BOS	ROCH	ROCH	1-0/0-4 +1	0-1/0-1 E	NOR	0-0/4-0 E
11/12	@ TB	ROCH	ROCH	0-1/0-2 +1	0-1/2-2 +1	NOR	0-0/0-0 E
11/13	@ FLA	ROCH	ROCH	0-0/2-5 -1	0-0/0-2 -1	NOR	0-0/2-0 E
11/16	@ PIT	ROCH	ROCH	0-0/0-0 -1	0-0/2-3 E	NOR	DNP
11/19	@ ATL	ROCH	ROCH	DNP	1-0/4-2 E	NOR	0-0/5-1 E
11/20	vs. ATL	ROCH	ROCH	0-1/0-2 E	0-0/4-1 -1	NOR	0-0/4-2 E
11/24	vs. WSH	ROCH	ROCH	0-0/0-1 E	0-0/0-1 E	NOR	0-1/7-1 E
11/26	vs. STL	ROCH	ROCH	0-0/0-1 E	0-0/2-1 -1	NOR	0-0/2-0 E
11/28	@ TB	ROCH	ROCH	0-0/2-1 E	0-0/5-1 E	NOR	0-0/4-0 +1
11/30	vs. PIT	ROCH	ROCH	0-0/2-1 E	0-0/2-2 -1	NOR	0-0/7-0 E
12/2	vs. PHI	ROCH	ROCH	0-0/2-0 E	0-1/0-4 -3	NOR	0-0/0-1 +1
12/4	vs. NYR	ROCH	ROCH	DNP	0-0/0-3 E	NOR	0-0/0-1 E
12/6	@ TOR	ROCH	ROCH	0-0/2-1 E	0-0/0-2 -1	NOR	0-0/0-0 -1
12/8	vs. OTT	ROCH	ROCH	0-0/0-2 E	0-0/0-1 E	NOR	0-0/0-0 E
12/10	vs. CHI	ROCH	ROCH	0-0/2-1 E	0-0/0-0 E	NOR	0-0/0-0 E
12/14	vs. PHI	ROCH	ROCH	0-0/4-2 E	0-0/0-1 E	NOR	0-0/2-0 E
12/17	vs. FLA	ROCH	ROCH	0-0/0-2 E	0-0/0-1 -1	NOR	0-0/0-0 E
12/18	@ NYI	ROCH	ROCH	0-0/0-1 -1	0-0/0-3 -1	NOR	0-0/2-1 E
12/21	@ NYR	ROCH	ROCH	0-0/0-2 E	0-1/2-3 +1	NOR	0-0/0-0 E
12/23	vs. COL	ROCH	ROCH	0-0/2-3 E	0-0/0-0 +1	NOR	0-0/5-0 E
12/27	@ NJ	ROCH	ROCH	0-1/0-0 +1	0-1/0-0 E	NOR	0-0/20-0 E
12/28	vs. DET	ROCH	ROCH	0-0/2-1 -2	0-0/0-0 -2	NOR	0-1/0-0 E
1/1	vs. TOR	ROCH	ROCH	0-0/0-2 E	1-1/0-5 +3	NOR	0-0/19-1 E
1/3	@ TOR	ROCH	ROCH	DNP	0-1/0-4 E	NOR	0-0/10-0 E
1/4	vs. ATL	ROCH	ROCH	0-0/0-1 E	0-0/0-2 E	NOR	DNP
1/6	vs. NJ	ROCH	ROCH	0-0/0-1 E	0-0/0-2 -1	NOR	0-0/0-0 E
1/8	@ OTT	0-0/0-0 -2	ROCH	0-0/0-0 E	0-0/0-0 E	NOR	DNP
1/13	@ BOS	0-0/0-1 E	ROCH	0-0/2-1 E	0-0/0-1 E	NOR	0-0/0-0 E
1/14	vs. MON	0-0/0-0 -1	ROCH	0-0/0-1 E	0-0/0-0 E	NOR	0-0/2-1 E
1/17	@ ANA	DNP	ROCH	2-0/2-2 +3	0-1/0-0 +3	NOR	0-0/0-0 E
1/18	@ LA	DNP	ROCH	0-0/0-2 -1	0-0/0-2 -1	NOR	0-0/0-0 E
1/20	@ PHX	1-0/0-2 +1	ROCH	INJ (I.R.)	0-0/0-2 -1	NOR	0-0/0-0 E
1/22	@ CAR	0-0/0-2 -1	ROCH	INJ (I.R.)	1-0/0-5 +1	NOR	0-0/0-1 E
1/25	vs. TB	DNP	ROCH	INJ (I.R.)	1-0/0-2 E	NOR	DNP
1/28	vs. OTT	ROCH	ROCH	0-0/0-2 E	0-0/0-1 E	0-0/0-0 E	0-0/0-0 E
1/29	@ OTT	ROCH	ROCH	0-0/2-4 E	0-0/0-2 E	0-0/0-1 E	0-0/2-0 E
2/1	vs. ANA	ROCH	ROCH	0-1/2-1 +1	1-0/0-1 +1	0-1/0-3 +1	0-0/0-0 E
2/3	vs. OTT	ROCH	ROCH	0-1/0-1 E	1-0/0-2 E	0-1/0-3 E	0-1/0-0 +1
2/8	@ COL	ROCH	ROCH	0-0/0-3 E	0-0/0-2 E	0-0/0-2 E	0-0/0-0 E
2/10	@ NSH	ROCH	ROCH	1-0/2-3 E	0-0/2-1 E	0-0/0-0 E	0-0/0-0 E
2/12	@ PHI	ROCH	ROCH	0-0/0-3 -1	0-0/0-3 -2	0-0/2-0 E	0-0/0-0 E
2/13	vs. EDM	ROCH	ROCH	0-1/0-1 +1	1-0/0-4 +1	0-1/0-1 +1	0-0/0-0 E
2/16	@ PIT	ROCH	ROCH	0-0/2-1 E	0-0/0-1 E	0-0/0-0 E	0-0/0-0 E
2/17	vs. VAN	ROCH	ROCH	0-0/2-4 E	0-0/0-3 E	0-0/0-1 E	0-0/4-0 E
2/19	vs. LA	ROCH	ROCH	0-3/0-0 +3	2-1/0-4 +4	0-0/0-2 E	0-0/0-0 E
2/21	vs. NJ	ROCH	ROCH	0-1/0-3 E	0-0/0-1 E	0-0/0-2 E	0-0/2-0 E
2/25	vs. NYR	ROCH	ROCH	0-0/0-1 -1	3-0/2-4 +2	0-0/0-2 E	DNP
2/26	@ TOR	ROCH	ROCH	0-0/0-2 E	0-1/2-1 E	0-0/0-0 E	1-0/0-1 E
2/29	@ FLA	ROCH	ROCH	0-1/0-0 E	0-1/0-2 +1	0-0/0-0 E	0-0/14-0 -1
3/1	@ NYR	ROCH	ROCH	0-2/2-2 +2	1-1/0-5 +2	0-0/0-0 E	0-0/0-1 E
3/4	@ NYI	ROCH	ROCH	0-1/0-1 +1	2-0/0-4 +1	1-2/0-5 +2	0-0/0-0 E
3/5	@ WSH	ROCH	ROCH	0-0/2-2 -1	0-0/0-1 E	2-0/0-4 +1	0-0/2-0 E
3/8	vs. BOS	ROCH	ROCH	0-0/2-0 -1	0-0/19-1 E	0-0/0-1 E	DNP
3/10	vs. MTL	ROCH	ROCH	0-0/0-2 E	INJ (I.R.)	0-0/0-0 E	0-0/0-0 E
3/12	vs. NYI	ROCH	ROCH	0-0/0-1 -1	INJ (I.R.)	0-0/0-1 E	0-0/0-0 E
3/15	@ SJ	ROCH	ROCH	0-0/0-2 E	INJ (I.R.)	0-0/0-2 +2	DNP
3/16	@ VAN	ROCH	ROCH	0-1/0-2 E	0-0/0-2 E	1-0/0-2 E	DNP
3/18	@ CGY	ROCH	ROCH	0-0/0-1 -1	INJ (I.R.)	0-0/0-0 -1	0-0/0-0 E
3/20	vs. MTL	ROCH	ROCH	2-0/2-2 +2	INJ (I.R.)	0-2/0-0 +2	0-0/5-0 E
3/23	vs. CGY	ROCH	ROCH	1-1/0-2 +2	INJ (I.R.)	0-0/2-3 +2	0-0/0-0 E
3/27	@ CAR	ROCH	ROCH	0-0/0-3 E	0-0/2-0 -1	0-0/0-2 E	0-0/2-0 +1
3/31	vs. CAR	ROCH	ROCH	0-0/0-2 E	SUSP	1-0/2-3 +1	0-0/0-0 E
4/1	@ MTL	ROCH	ROCH	1-0/2-3 E	SUSP	0-1/2-0 E	DNP
4/3	vs. TOR	ROCH	ROCH	1-1/0-3 +2	1-1/0-2 +2	0-1/0-1 +1	DNP
4/6	@ NJ	ROCH	ROCH	0-1/0-4 E	1-0/2-3 E	0-1/0-3 E	DNP
4/7	vs. PIT	ROCH	ROCH	0-1/0-1 +2	1-0/0-3 +1	0-1/0-1 +1	DNP
4/9	vs. WSH	0-0/0-1 E	ROCH	1-0/0-4 E	0-1/0-3 E	0-1/0-0 +1	0-0/0-0 E
			ROCH	0-0/6-1 E	0-0/0-1 E	0-0/0-3 E	DNP

SKATERS KEY: Goals-Assists/PIM-Shots Plus/Minus
GOALIES KEY: Shots-Saves-Empty Net Goals/Minutes Played
ABBREVIATIONS: DNP - Did Not Play (Healthy Scratch or Backup)
INJ - Injured or Sick
ROCH - Rochester (with AHL Affiliate)
SUSP - Suspended
NOR - Not on Roster

BUFFALO SABRES 1999-00 GAME-BY-GAME STATS

Date	Opponent	#34 Grand-Pierre	#37 Brown	#41 Barnes	#42 Smehlik	#44 Zhitnik	#51 Campbell
10/2	@ DET	0-0/0-0 -1	NOR	0-0/2-2 -1	0-0/2-2 E	INJ	0-0/2-2 -1
10/8	vs. WSH	DNP	0-0/0-1 E	0-1/0-3 +1	0-1/0-1 E	0-0/2-1 E	1-1/0-2 +1
10/9	@ ATL	0-0/0-0 +1	2-0/0-6 +1	1-1/0-3 E	0-0/0-2 E	0-1/0-3 -1	0-0/0-1 -2
10/11	vs. PHX	DNP	0-1/0-2 +1	1-0/2-2 +1	0-0/0-3 -1	0-0/0-2 -2	0-0/0-1 +2
10/16	@ MTL	0-0/6-1 E	0-1/0-0 E	0-0/0-1 E	0-0/0-4 -1	0-0/2-0 E	ROCH
10/17	@ PHI	0-0/5-0 +1	0-0/0-2 -1	0-0/0-3 E	1-0/0-2 E	0-0/6-1 E	ROCH
10/20	vs. NSH	0-0/2-0 -1	1-0/0-4 -1	0-2/0-3 +1	0-0/0-1 E	INJ	0-0/0-1 E
10/22	vs. CAR	ROCH	1-0/4-2 +2	0-3/0-1 +3	0-0/0-0 E	0-0/0-2 E	0-1/2-0 +1
10/23	@ OTT	ROCH	INJ	0-0/0-0 -2	DNP	0-0/0-1 -2	0-0/0-0 -1
10/27	vs. TB	ROCH	1-0/2-1 +2	0-0/0-2 E	1-0/0-2 +2	0-0/0-1 E	ROCH
10/29	vs. FLA	ROCH	0-1/0-3 +1	1-0/2-1 +2	0-0/0-1 -1	0-1/0-3 +1	ROCH
10/30	@ BOS	ROCH	0-0/0-2 -3	0-0/0-1 E	1-0/0-4 +2	0-0/2-1 -2	ROCH
11/3	@ DAL	ROCH	0-1/0-1 E	0-0/0-3 E	0-0/0-1 +1	0-0/2-2 E	ROCH
11/4	@ CHI	ROCH	1-2/0-2 +3	1-0/0-1 E	0-2/2-4 +2	0-0/0-2 E	ROCH
11/6	vs. NYI	ROCH	0-0/8-2 E	0-0/0-4 -1	1-1/0-3 +2	0-0/0-1 +1	ROCH
11/10	vs. BOS	ROCH	0-0/0-3 +1	0-0/0-1 E	0-1/0-1 +1	1-0/0-1 -1	ROCH
11/12	@ TB	ROCH	0-0/0-3 -1	1-0/0-2 E	0-0/0-0 -1	0-0/4-2 -1	ROCH
11/13	@ FLA	ROCH	1-0/0-3 E	0-0/0-3 -1	0-1/12-2 E	0-0/0-2 -2	ROCH
11/16	@ PIT	ROCH	0-0/0-2 -1	0-0/0-1 E	1-2/2-3 +3	0-0/2-1 E	ROCH
11/19	@ ATL	ROCH	1-1/0-1 +3	0-1/2-3 E	0-0/0-1 E	0-0/0-3 +1	ROCH
11/20	vs. ATL	ROCH	0-0/0-5 E	1-1/0-2 E	0-0/0-2 E	0-1/0-0 E	ROCH
11/24	vs. WSH	ROCH	2-0/0-5 +1	0-3/0-0 +2	0-1/0-0 +1	0-0/0-6 +1	ROCH
11/26	vs. STL	ROCH	0-0/0-2 E	0-0/0-2 E	2-0/0-2 +1	0-0/0-0 -1	ROCH
11/28	@ TB	ROCH	0-0/0-3 +1	0-0/0-1 E	0-0/0-4 E	0-0/2-3 E	ROCH
11/30	vs. PIT	ROCH	0-1/0-2 +1	0-0/0-1 -1	0-2/2-2 +1	0-0/2-3 E	ROCH
12/2	vs. PHI	ROCH	0-0/0-1 -1	0-0/0-2 E	1-0/2-2 +1	0-1/6-1 -2	ROCH
12/4	vs. NYR	ROCH	0-0/2-0 E	0-1/0-1 E	1-0/4-3 +2	0-0/2-2 +1	ROCH
12/6	@ TOR	ROCH	0-0/0-5 E	0-0/0-2 -1	0-1/0-2 +1	0-0/2-2 E	ROCH
12/8	vs. OTT	ROCH	0-0/0-5 E	0-0/0-4 E	0-0/0-1 +1	0-0/0-1 E	ROCH
12/10	vs. CHI	ROCH	0-1/0-0 +2	0-0/0-2 -1	0-1/0-1 +2	0-0/0-1 +1	ROCH
12/14	vs. PHI	ROCH	0-0/0-1 E	0-1/0-0 +2	1-0/0-4 -3	0-0/0-2 +1	ROCH
12/17	vs. FLA	ROCH	0-0/2-3 -1	1-0/0-4 E	0-0/0-2 +1	0-0/2-2 -2	ROCH
12/18	@ NYI	ROCH	1-0/2-1 +1	0-1/0-0 +1	0-2/0-2 E	0-0/0-4 E	0-1/0-0 E
12/21	@ NYR	ROCH	1-1/0-4 +1	0-0/0-0 E	0-1/0-0 +1	0-0/0-2 +1	0-0/0-0 E
12/23	vs. COL	ROCH	0-0/0-3 E	0-0/0-0 E	0-0/0-0 -1	0-0/0-1 E	0-0/0-2 -1
12/27	@ NJ	ROCH	0-0/2-3 -3	0-0/0-2 -2	0-0/0-0 E	0-0/0-1 -1	0-1/0-1 E
12/28	vs. DET	ROCH	0-0/0-1 -2	0-0/0-0 -2	0-1/0-6 E	0-0/0-3 -2	ROCH
1/1	vs. TOR	ROCH	0-4/0-3 +4	2-0/0-3 +1	0-0/0-1 -1	0-0/2-4 +1	0-0/0-0 -1
1/3	@ TOR	ROCH	1-0/2-2 -1	0-0/0-1 E	0-0/0-1 E	0-0/0-4 -1	DNP
1/4	vs. ATL	ROCH	0-0/2-0 E	1-1/0-2 -2	1-0/0-1 +2	0-0/0-1 E	ROCH
1/6	vs. NJ	ROCH	0-0/0-5 -1	0-0/0-0 +1	0-1/0-1 E	0-1/0-2 +1	ROCH
1/8	@ OTT	ROCH	1-2/2-2 +3	1-1/0-2 -2	0-1/2-1 +1	0-2/2-5 E	ROCH
1/13	@ BOS	ROCH	0-0/0-4 E	0-0/0-0 E	0-0/0-2 E	0-0/0-1 E	ROCH
1/14	vs. MON	ROCH	0-0/0-1 E	1-0/0-2 E	1-0/0-2 E	0-0/2-2 E	ROCH
1/17	@ ANA	ROCH	1-0/0-1 E	0-0/2-2 E	0-0/0-3 E	0-1/4-3 +1	ROCH
1/18	@ LA	ROCH	0-2/0-0 E	0-1/0-2 E	0-0/0-0 E	0-0/2-1 -1	ROCH
1/20	@ PHX	ROCH	0-0/2-1 -1	0-0/0-1 -1	0-0/0-4 -1	0-0/2-2 -1	ROCH
1/22	@ CAR	ROCH	0-0/0-1 E	0-0/0-2 E	1-0/0-1 E	0-0/0-1 +1	ROCH
1/25	vs. TB	ROCH	0-0/2-3 E	0-0/2-1 E	0-0/0-0 E	0-0/0-4 -1	ROCH
1/28	vs. OTT	ROCH	0-0/0-3 +1	0-0/0-1 E	0-0/0-1 -3	0-0/0-1 E	ROCH
1/29	@ OTT	ROCH	0-0/0-1 E	0-0/0-0 E	0-0/0-1 E	0-0/13-1 E	ROCH
2/1	vs. ANA	ROCH	0-0/0-2 +1	0-0/0-2 E	0-1/2-1 +1	0-0/2-2 +1	ROCH
2/3	vs. OTT	ROCH	0-1/0-1 E	0-0/2-2 E	INJ	0-0/4-0 +2	ROCH
2/8	@ COL	ROCH	0-1/0-2 +1	0-0/2-2 E	INJ	0-0/4-4 +1	ROCH
2/10	@ NSH	ROCH	INJ (flu)	0-1/0-0 E	0-0/2-2 +1	0-0/0-3 +1	ROCH
2/12	@ PHI	ROCH	0-0/2-1 E	1-0/0-1 -1	1-2/0-2 +3	0-0/0-0 -2	ROCH
2/13	vs. EDM	ROCH	INJ (I.R. flu)	0-0/0-1 E	1-1/0-2 +1	0-0/0-2 E	ROCH
2/16	@ PIT	ROCH	INJ (I.R. flu)	0-0/0-5 -1	1-0/0-2 E	0-0/0-2 E	ROCH
2/17	vs. VAN	ROCH	INJ (I.R. flu)	0-1/0-1 +1	0-1/2-2 +1	0-0/0-0 -1	ROCH
2/19	vs. LA	ROCH	INJ (I.R. flu)	0-0/0-3 -1	0-0/0-2 +1	0-0/0-1 E	ROCH
2/21	vs. NJ	ROCH	INJ (I.R. flu)	0-0/0-2 +1	0-1/2-2 -1	0-0/2-2 -1	ROCH
2/25	vs. NYR	ROCH	0-0/0-0 E	0-0/0-0 -1	0-0/2-1 E	0-0/0-3 -1	ROCH
2/26	@ TOR	ROCH	0-0/0-1 -1	1-0/0-4 E	0-1/0-2 +1	0-0/0-1 E	ROCH
2/29	@ FLA	0-0/0-1 -1	0-2/0-1 +2	2-0/0-4 +2	0-0/0-3 E	1-1/6-3 +3	ROCH
3/1	@ NYR	0-0/2-1 +1	1-0/0-1 -1	0-0/0-4 E	0-2/2-1 +2	0-0/2-2 E	ROCH
3/4	@ NYI	0-0/0-2 +1	0-0/2-2 -1	0-0/0-1 -1	0-1/2-1 +1	0-0/0-5 -1	ROCH
3/5	@ WSH	0-0/0-3 -1	0-1/0-1 +1	1-0/0-3 -1	0-0/2-0 E	0-0/6-5 -2	ROCH
3/8	vs. BOS	0-0/0-0 E	0-0/0-1 E	1-0/0-1 +1	0-0/0-0 +1	0-0/0-1 E	ROCH
3/10	vs. MTL	0-0/0-2 -1	0-0/2-4 -1	0-2/0-1 +1	0-0/4-0 -1	INJ	ROCH
3/12	vs. NYI	INJ (flu)	0-2/0-2 +1	0-0/0-1 -1	0-0/0-2 E	INJ	ROCH
3/15	@ SJ	ROCH	1-1/0-3 E	0-0/0-0 -1	0-0/0-1 -1	INJ	ROCH
3/16	@ VAN	ROCH	1-1/0-1 E	0-0/0-0 -1	INJ	INJ	ROCH
3/18	@ CGY	ROCH	1-0/0-2 E	0-0/0-0 E	0-0/2-4 E	INJ	ROCH
3/20	vs. MTL	ROCH	0-0/0-3 E	0-0/0-0 E	0-0/0-1 E	INJ	ROCH
3/23	vs. CGY	ROCH	0-0/0-3 E	0-2/0-2 +2	0-1/0-1 +1	0-0/0-1 +1	ROCH
3/27	@ CAR	ROCH	1-1/0-2 +3	0-0/0-1 E	0-0/2-0 E	0-0/2-0 +4	ROCH
3/31	vs. CAR	ROCH	0-0/0-1 E	0-0/0-3 -1	0-0/0-0 E	0-0/0-1 -1	ROCH
4/1	@ MTL	ROCH	0-0/2-0 E	0-0/0-0 E	0-0/0-3 E	0-0/4-2 +1	ROCH
4/3	vs. TOR	ROCH	0-0/0-0 E	0-1/0-0 +1	0-0/0-0 -1	0-0/0-1 -1	ROCH
4/6	@ NJ	ROCH	2-0/2-2 +2	1-0/0-3 +1	0-1/2-0 -1	0-1/0-1 +2	ROCH
4/7	vs. PIT	ROCH	0-0/0-1 E	0-0/0-4 -1	0-0/0-2 -1	0-0/0-2 E	ROCH
4/9	vs. WSH	ROCH	0-0/0-1 E	1-0/0-4 E	0-0/2-2 E	0-0/0-0 -1	ROCH

SKATERS KEY: Goals-Assists/PIM-Shots Plus/Minus
GOALIES KEY: Shots-Saves-Empty Net Goals/Minutes Played
ABBREVIATIONS: DNP - Did Not Play (Healthy Scratch or Backup)
INJ - Injured or Sick
ROCH - Rochester (with AHL Affiliate)
SUSP - Suspended
NOR - Not on Roster

BUFFALO SABRES 1999-00 GAME-BY-GAME STATS

Date	Opponent	#61 Afinogenov	#74 McKee	#77 Gratton	#81 Satan	#93 Gilmour
10/2	@ DET	ROCH	NOR	NOR	NOR	NOR
10/8	vs. WSH	ROCH	NOR	NOR	0-0/2-3 E	NOR
10/9	@ ATL	ROCH	DNP	NOR	2-0/0-4 +1	NOR
10/11	vs. PHX	ROCH	0-0/0-1 -1	NOR	0-1/2-2 +1	NOR
10/16	@ MTL	ROCH	0-0/0-3 -1	NOR	1-0/0-2 +1	NOR
10/17	@ PHI	ROCH	0-1/2-0 E	NOR	0-0/0-1 E	NOR
10/20	vs. NSH	ROCH	0-1/0-1 E	NOR	0-0/0-1 -1	NOR
10/22	vs. CAR	ROCH	0-0/0-1 +1	NOR	1-0/0-3 +2	NOR
10/23	@ OTT	ROCH	0-0/0-2 -1	NOR	0-0/0-1 -2	NOR
10/27	vs. TB	ROCH	0-0/0-2 E	NOR	0-0/0-2 +1	NOR
10/29	vs. FLA	ROCH	0-0/2-7 -1	NOR	0-0/4-3 E	NOR
10/30	@ BOS	ROCH	0-0/0-3 -1	NOR	0-0/0-1 -3	NOR
11/3	@ DAL	ROCH	0-0/2-2 E	NOR	0-0/0-2 E	NOR
11/4	@ CHI	ROCH	0-1/0-1 +2	NOR	2-0/0-5 +1	NOR
11/6	vs. NYI	ROCH	0-0/0-2 E	NOR	1-0/0-4 +1	NOR
11/10	vs. BOS	1-1/0-6 +1	1-1/0-1 +2	NOR	1-0/2-7 +1	NOR
11/12	@ TB	1-0/2-3 -1	0-0/0-1 -1	NOR	0-0/0-4 E	NOR
11/13	@ FLA	0-0/0-1 -1	0-0/0-0 -1	NOR	0-1/0-7 E	NOR
11/16	@ PIT	0-0/0-0 -1	0-0/0-1 -1	NOR	1-1/0-3 +1	NOR
11/19	@ ATL	2-1/0-2 +3	0-0/0-1 +2	NOR	0-0/0-5 E	NOR
11/20	vs. ATL	0-2/0-3 +1	0-0/2-1 -1	NOR	0-0/0-3 -1	NOR
11/24	vs. WSH	0-0/0-2 E	0-0/2-2 +1	NOR	2-1/0-5 +3	NOR
11/26	vs. STL	0-0/0-1 E	0-0/0-1 E	NOR	0-0/0-5 -2	NOR
11/28	@ TB	1-0/2-2 +1	0-2/0-2 +3	NOR	0-0/0-3 -1	NOR
11/30	vs. PIT	0-0/0-2 E	0-0/0-4 E	NOR	0-1/0-5 E	NOR
12/2	vs. PHI	0-0/0-1 E	0-0/2-0 E	NOR	0-0/2-2 -2	NOR
12/4	vs. NYR	1-0/0-3 E	0-0/0-1 E	NOR	0-0/0-3 E	NOR
12/6	@ TOR	0-0/0-1 E	0-0/0-1 E	NOR	1-0/2-4 E	NOR
12/8	vs. OTT	0-0/0-3 E	0-0/2-1 E	NOR	0-0/0-5 E	NOR
12/10	vs. CHI	1-0/0-5 E	0-0/0-2 E	NOR	1-0/0-6 +1	NOR
12/14	vs. PHI	1-0/0-2 +2	0-0/0-0 +1	NOR	0-1/0-0 +1	NOR
12/17	vs. FLA	0-1/0-4 -2	0-0/0-0 E	NOR	1-0/0-2 E	NOR
12/18	@ NYI	0-0/0-1 E	0-1/2-1 E	NOR	0-1/0-3 +1	NOR
12/21	@ NYR	0-0/0-3 E	0-1/0-1 +1	NOR	1-0/0-7 +1	NOR
12/23	vs. COL	0-1/0-2 +1	0-0/2-0 +1	NOR	1-0/0-5 E	NOR
12/27	@ NJ	0-0/2-2 -1	0-0/0-0 -1	NOR	0-0/0-1 -3	NOR
12/28	vs. DET	0-0/0-2 -2	0-0/2-2 -3	NOR	1-0/0-1 -2	NOR
1/1	vs. TOR	2-1/0-4 +3	0-0/0-1 +3	NOR	0-2/0-3 +1	NOR
1/3	@ TOR	0-0/0-1 -1	INJ (flu)	NOR	0-1/0-1 +1	NOR
1/4	vs. ATL	0-0/2-2 E	0-0/4-3 -2	NOR	2-2/0-6 E	NOR
1/6	vs. NJ	1-1/2-1 E	0-0/2-2 -3	NOR	0-1/0-4 -1	NOR
1/8	@ OTT	0-0/4-1 E	0-1/0-1 -1	NOR	3-2/0-3 +3	NOR
1/13	@ BOS	0-0/0-2 E	0-0/2-0 E	NOR	0-0/4-4 E	NOR
1/14	vs. MON	0-0/0-1 -1	0-0/0-0 -1	NOR	0-0/4-1 E	NOR
1/17	@ ANA	0-0/0-0 E	0-1/0-0 +3	NOR	1-2/0-4 +1	NOR
1/18	@ LA	1-0/0-3 +1	0-0/0-1 -1	NOR	0-1/2-4 E	NOR
1/20	@ PHX	0-0/2-2 E	0-0/0-0 E	NOR	0-0/0-5 E	NOR
1/22	@ CAR	0-0/0-0 E	0-0/2-1 -1	NOR	0-0/0-1 -1	NOR
1/25	vs. TB	0-0/0-1 E	0-0/0-1 +1	NOR	1-0/0-4 +1	NOR
1/28	vs. OTT	0-1/2-0 +1	0-0/2-2 E	NOR	0-0/0-2 E	NOR
1/29	@ OTT	0-0/0-3 E	0-0/0-0 E	NOR	0-0/0-0 -1	NOR
2/1	vs. ANA	0-0/0-5 E	0-0/0-2 +1	NOR	1-0/0-8 +1	NOR
2/3	vs. OTT	1-0/0-1 E	0-0/0-2 E	NOR	1-1/0-3 +1	NOR
2/8	@ COL	0-0/0-1 E	0-0/4-1 +1	NOR	1-1/0-4 +2	NOR
2/10	@ NSH	0-0/0-4 E	0-0/0-0 -1	NOR	0-1/0-3 +1	NOR
2/12	@ PHI	0-0/0-0 -1	0-0/0-0 E	NOR	0-1/0-4 +1	NOR
2/13	vs. EDM	0-0/15-1 -1	0-0/0-0 -1	NOR	0-0/0-3 E	NOR
2/16	@ PIT	0-0/0-0 E	0-0/2-3 -1	NOR	0-0/2-7 E	NOR
2/17	vs. VAN	0-0/0-1 -1	0-0/0-0 +1	NOR	0-1/0-3 +1	NOR
2/19	vs. LA	0-0/0-1 E	0-0/0-1 +2	NOR	1-0/0-5 E	NOR
2/21	vs. NJ	0-2/0-4 E	0-0/2-0 +1	NOR	1-1/0-1 E	NOR
2/25	vs. NYR	0-1/2-0 E	0-0/0-0 E	NOR	0-1/0-6 +2	NOR
2/26	@ TOR	0-0/0-1 -1	0-0/0-0 -2	NOR	0-0/0-2 -1	NOR
2/29	@ FLA	DNP	0-1/0-1 E	NOR	0-1/2-3 +2	NOR
3/1	@ NYR	DNP	0-0/0-0 -1	NOR	0-1/0-4 -2	NOR
3/4	@ NYI	0-0/0-3 -1	0-0/2-1 -1	NOR	0-0/2-3 -1	NOR
3/5	@ WSH	0-0/0-2 E	0-0/2-0 E	NOR	0-0/0-2 +1	NOR
3/8	vs. BOS	0-1/0-0 -1	0-0/0-2 -1	NOR	0-0/0-1 E	NOR
3/10	vs. MTL	1-1/0-4 -1	0-0/0-0 -1	0-1/0-3 -1	0-0/0-1 E	INJ
3/12	vs. NYI	0-0/4-3 -1	1-0/0-1 +1	1-1/0-6 +2	0-0/0-2 +1	0-2/2-3 +1
3/15	@ SJ	0-1/0-4 -2	0-0/0-0 +1	0-1/0-3 -2	0-1/0-4 -1	1-1/2-2 -1
3/16	@ VAN	0-0/0-1 -1	0-0/0-0 +1	0-0/0-4 -2	0-1/0-3 E	1-1/0-2 -1
3/18	@ CGY	1-0/0-2 E	0-0/0-1 +1	0-2/2-1 +2	0-1/0-2 E	0-1/0-0 E
3/20	vs. MTL	1-0/0-2 E	1-1/0-1 +2	0-1/0-2 +1	0-0/0-2 E	0-1/2-2 E
3/23	vs. CGY	0-2/0-0 +1	1-0/4-2 E	0-0/7-4 E	2-0/0-6 E	0-1/2-0 E
3/27	@ CAR	0-0/0-3 E	1-0/0-2 +1	0-0/0-2 +1	1-3/0-5 +4	1-3/0-1 +3
3/31	vs. CAR	0-0/0-1 -1	0-0/0-0 +1	0-0/4-2 E	0-0/2-4 E	0-0/2-1 -1
4/1	@ MTL	0-0/0-1 E	0-0/0-0 E	0-0/0-0 E	0-0/0-1 E	0-0/2-1 E
4/3	vs. TOR	0-1/0-2 +1	0-0/0-1 +1	0-0/0-2 E	1-0/0-4 E	0-1/0-0 E
4/6	@ NJ	0-0/0-4 +1	0-0/0-0 E	0-0/0-2 E	0-1/0-2 +1	0-3/0-1 +2
4/7	vs. PIT	0-0/0-0 E	0-0/0-2 E	0-0/0-1 E	0-0/0-4 -1	INJ (flu)
4/9	vs. WSH	0-0/2-4 E	0-0/2-1 E	0-1/0-2 E	0-0/0-1 E	INJ (flu)

SKATERS KEY: Goals-Assists/PIM-Shots Plus/Minus
GOALIES KEY: Shots-Saves-Empty Net Goals/Minutes Played
ABBREVIATIONS: DNP - Did Not Play (Healthy Scratch or Backup)
INJ - Injured or Sick
ROCH - Rochester (with AHL Affiliate)
SUSP - Suspended
NOR - Not on Roster

BUFFALO SABRES 1999-00 GAME-BY-GAME STATS

Date	Opponent	#30 Roloson	#39 Hasek	#43 Biron
10/2	@ DET	DNP	44-42-0/60:00	ROCH
10/8	vs. WSH	DNP	28-25-0/59:41	ROCH
10/9	@ ATL	12-11-0/31:32	21-17-0/32:12	ROCH
10/11	vs. PHX	DNP	34-32-0/65:00	ROCH
10/16	@ MTL	DNP	34-32-0/59:10	ROCH
10/17	@ PHI	34-29-0/59:54	DNP	ROCH
10/20	vs. NSH	11-9-0/39:09	8-6-0/20:00	ROCH
10/22	vs. CAR	DNP	DNP	20-17-0/59:52
10/23	@ OTT	DNP	35-31-0/60:00	DNP
10/27	vs. TB	DNP	18-15-0/60:00	DNP
10/29	vs. FLA	DNP	21-19-0/59:27	4-4-0/5:17
10/30	@ BOS	DNP	INJ (I.R.)	34-31-0/60:00
11/3	@ DAL	DNP	INJ (I.R.)	19-18-0/59:56
11/4	@ CHI	DNP	INJ (I.R.)	27-23-0/61:14
11/6	vs. NYI	DNP	INJ (I.R.)	25-24-0/59:47
11/10	vs. BOS	DNP	INJ (I.R.)	23-21-0/60:00
11/12	@ TB	DNP	INJ (I.R.)	28-24-0/59:01
11/13	@ FLA	24-21-0/58:36	INJ (I.R.)	DNP
11/16	@ PIT	14-14-0/45:23	INJ (I.R.)	10-7-0/13:16
11/19	@ ATL	DNP	INJ (I.R.)	18-18-0/60:00
11/20	vs. ATL	DNP	INJ (I.R.)	27-24-0/60:00
11/24	vs. WSH	DNP	INJ (I.R.)	29-27-0/60:00
11/26	vs. STL	DNP	INJ (I.R.)	36-34-0/58:54
11/28	@ TB	25-23-0/62:26	INJ (I.R.)	DNP
11/30	vs. PIT	DNP	INJ (I.R.)	21-17-0/60:00
12/2	vs. PHI	DNP	INJ (I.R.)	31-28-1/59:33
12/4	vs. NYR	27-26-0/65:00	INJ (I.R.)	DNP
12/6	@ TOR	22-19-0/61:02	INJ (I.R.)	DNP
12/8	vs. OTT	DNP	INJ (I.R.)	30-30-0/64:57
12/10	vs. CHI	DNP	INJ (I.R.)	21-20-0/60:00
12/14	vs. PHI	DNP	INJ (I.R.)	26-25-0/60:00
12/17	vs. FLA	DNP	INJ (I.R.)	22-19-1/59:34
12/18	@ NYI	27-25-0/65:00	INJ (I.R.)	DNP
12/21	@ NYR	DNP	INJ (I.R.)	29-28-0/60:00
12/23	vs. COL	DNP	INJ (I.R.)	23-22-0/59:43
12/27	@ NJ	8-8-1/18:50	INJ (I.R.)	23-20-0/40:00
12/28	vs. DET	22-18-0/53:19	INJ (I.R.)	5-3-0/6:41
1/1	vs. TOR	DNP	INJ (I.R.)	18-17-0/59:58
1/3	@ TOR	13-11-0/20:00	INJ (I.R.)	28-24-0/39:54
1/4	vs. ATL	DNP	INJ (I.R.)	30-25-0/58:34
1/6	vs. NJ	26-21-1/58:26	INJ (I.R.)	DNP
1/8	@ OTT	DNP	INJ (I.R.)	23-19-0/59:56
1/13	@ BOS	DNP	INJ (I.R.)	39-39-0/65:00
1/14	vs. MON	DNP	INJ (I.R.)	27-25-0/59:14
1/17	@ ANA	DNP	INJ (I.R.)	17-17-0/60:00
1/18	@ LA	12-10-0/38:33	INJ (I.R.)	14-11-0/20:31
1/20	@ PHX	DNP	INJ (I.R.)	23-21-0/59:31
1/22	@ CAR	DNP	INJ (I.R.)	17-13-0/60:00
1/25	vs. TB	DNP	INJ (I.R.)	22-21-0/59:58
1/28	vs. OTT	DNP	INJ (I.R.)	21-21-0/59:51
1/29	@ OTT	DNP	INJ (I.R.)	24-23-0/58:55
2/1	vs. ANA	DNP	31-29-0/65:00	DNP
2/3	vs. OTT	DNP	DNP	32-28-0/59:58
2/8	@ COL	DNP	24-24-0/60:00	DNP
2/10	@ NSH	DNP	28-27-0/64:08	DNP
2/12	@ PHI	DNP	DNP	42-39-0/62:28
2/13	vs. EDM	DNP	28-26-0/65:00	DNP
2/16	@ PIT	DNP	29-28-0/65:00	DNP
2/17	vs. VAN	DNP	DNP	26-24-0/59:03
2/19	vs. LA	DNP	25-24-0/60:00	DNP
2/21	vs. NJ	DNP	37-35-0/59:59	DNP
2/25	vs. NYR	DNP	28-24-1/59:49	DNP
2/26	@ TOR	DNP	29-24-0/59:56	DNP
2/29	@ FLA	DNP	32-30-0/59:52	DNP
3/1	@ NYR	DNP	31-29-0/64:56	DNP
3/4	@ NYI	DNP	25-21-0/58:33	DNP
3/5	@ WSH	DNP	DNP	26-24-0/58:50
3/8	vs. BOS	DNP	28-27-0/61:54	DNP
3/10	vs. MTL	DNP	20-17-0/59:24	DNP
3/12	vs. NYI	DNP	33-30-0/60:00	DNP
3/15	@ SJ	DNP	26-20-0/62:56	DNP
3/16	@ VAN	DNP	DNP	35-29-0/60:00
3/18	@ CGY	DNP	31-30-0/60:00	DNP
3/20	vs. MTL	DNP	24-23-0/60:00	DNP
3/23	vs. CGY	DNP	22-20-0/60:00	DNP
3/27	@ CAR	DNP	32-31-0/60:00	DNP
3/31	vs. CAR	DNP	26-24-1/59:19	DNP
4/1	@ MTL	DNP	27-27-0/60:00	DNP
4/3	vs. TOR	DNP	20-18-0/59:57	DNP
4/6	@ NJ	DNP	32-32-0/60:00	DNP
4/7	vs. PIT	DNP	25-23-0/60:13	DNP
4/9	vs. WSH	DNP	18-17-0/65:00	DNP

SKATERS KEY: Goals-Assists/PIM-Shots Plus/Minus
GOALIES KEY: Shots-Saves-Empty Net Goals/Minutes Played
ABBREVIATIONS: DNP - Did Not Play (Healthy Scratch or Backup)
INJ - Injured or Sick
ROCH - Rochester (with AHL Affiliate)
SUSP - Suspended
NOR - Not on Roster

SABRES 1999-00 SCORING BREAKDOWN

	Even-Strength			Power-Play			Short-Handed			Home						Road					
Player	G	A	TP	G	A	TP	G	A	TP	GP	G	A	TP	PIM	+/-	GP	G	A	TPP	IM	+/-
Afinogenov	14	12	26	2	6	8	0	0	0	34	10	16	26	27	+1	31	6	2	8	14	-5
Barnes	10	17	27	8	8	16	2	0	2	41	9	19	28	8	+9	41	11	6	17	8	-12
Biron	0	0	0	0	0	0	0	0	0	22	0	0	0	0	0	19	0	0	0	6	0
Brown	17	25	42	5	4	9	0	0	0	36	5	12	17	24	+11	37	17	17	34	18	+8
Campbell	1	2	3	0	2	2	0	0	0	6	1	3	4	2	+4	6	0	1	1	2	-6
Gilmour (Chi)	14	22	36	8	12	20	0	0	0	32	12	21	33	35	-3	31	10	13	23	16	-9
(Buf)	1	13	14	2	1	3	0	0	0	5	0	5	5	8	0	6	3	9	12	4	+3
Total	15	35	50	10	13	23	0	0	0	37	12	26	38	43	-3	37	13	22	35	20	-6
x - Grand-Pierre	0	0	0	0	0	0	0	0	0	3	0	0	0	2	-2	8	0	0	0	13	+1
Gratton (Tam)	10	21	31	4	6	10	0	0	0	30	9	13	22	49	-5	28	5	14	19	72	-19
(Buf)	1	5	6	0	2	2	0	0	0	7	1	3	4	13	+2	7	0	4	4	2	-1
Total	11	26	37	4	8	12	0	0	0	37	10	16	26	62	-3	35	5	18	23	74	-20
x - Grosek	10	22	32	1	1	2	0	0	0	32	6	15	21	14	+12	29	5	8	13	21	0
Hamel	1	0	1	0	0	0	0	0	0	2	1	0	1	0	-1	1	0	0	0	0	0
Hasek	0	1	1	0	0	0	0	0	0	16	0	1	1	10	0	17	0	0	0	2	0
Holland	0	0	0	0	1	1	0	0	0	3	0	0	0	0	+1	5	0	1	1	0	0
x - Holzinger	6	15	21	0	2	2	1	0	1	30	6	8	14	14	+3	29	1	9	10	16	+1
Houda	0	0	0	0	0	0	0	0	0	0	0	0	0	0	0	1	0	0	0	12	0
Hurlbut	0	0	0	0	0	0	0	0	0	0	0	0	0	0	0	1	0	0	0	2	+1
Kalinin	0	0	0	0	0	0	0	0	0	4	0	0	0	4	0	0	0	0	0	0	0
x - Kruse	0	0	0	0	0	0	0	0	0	6	0	0	0	20	+1	6	0	0	0	23	-3
Moravec	0	0	0	0	0	0	0	0	0	0	0	0	0	0	0	1	0	0	0	0	-1
McKee	4	11	15	1	0	1	0	1	1	40	4	3	7	26	+5	38	1	9	10	22	0
Patrick	5	8	13	0	0	0	0	0	0	29	3	4	7	12	+11	37	2	4	6	10	-3
Peca	18	13	31	2	5	7	0	3	3	35	14	8	22	18	0	37	6	13	19	49	+6
x - Pittis	1	0	1	0	0	0	0	0	0	3	1	0	1	2	+2	3	0	0	0	4	-1
x - Primeau	3	6	9	2	1	3	0	0	0	20	5	5	10	27	+3	21	0	2	2	11	-11
Rasmussen	8	5	13	0	1	1	0	0	0	32	5	5	10	19	+2	35	3	1	4	24	-1
Ray	1	3	4	0	0	0	0	0	0	35	0	3	3	74	+1	33	1	0	1	84	-1
x - Roloson	0	0	0	0	0	0	0	0	0	4	0	0	0	0	0	10	0	0	0	0	0
x - Sanderson	9	12	21	4	1	5	0	0	0	32	8	10	18	6	+6	35	5	3	8	16	-2
x - Sarich	0	3	3	0	1	1	0	0	0	25	0	3	3	24	0	17	0	1	1	11	+2
Satan	25	26	51	5	7	12	3	1	4	41	19	13	32	18	+9	40	14	21	35	14	+7
Smehlik	2	9	11	0	0	0	0	0	0	29	0	8	8	16	+6	35	2	1	3	34	+7
Taylor	1	1	2	0	0	0	0	0	0	4	0	0	0	2	-2	7	1	1	2	0	-1
Tsyplakov (LA)	5	7	12	1	0	1	0	0	0	14	4	3	7	2	+4	15	2	4	6	2	+2
(Buf)	6	11	17	0	2	2	0	0	0	16	1	8	9	2	+10	17	5	5	10	6	+7
Total	11	18	29	1	2	3	0	0	0	28	5	11	16	4	+14	32	7	9	16	8	+9
Varada	10	24	34	0	3	3	0	0	0	39	4	16	20	26	+9	37	6	11	17	36	+4
x - Ward	8	8	16	1	1	2	2	0	2	34	4	2	6	16	-5	36	7	7	14	23	+6
Warrener	0	3	3	0	0	0	0	0	0	33	0	2	2	48	+13	28	0	1	1	41	+5
Woolley	6	9	15	2	16	18	0	0	0	39	4	11	15	14	+15	35	4	14	18	38	-1
Zhitnik	1	4	5	1	5	6	0	2	2	37	1	5	6	26	-4	37	1	6	7	69	-2

Key:
Totals for Even-Strength, Power-Play & Short-Handed: Goals-Assists-Points
Totals for Home & Road Games: Games Played-Goals-Assists-Points-Penalty Min-Plus/Minus
x - No longer on team

SABRES SCORING BY HALVES OF SEASON

Player	1st Half 1999-00 Season GP	G	A	Pts	2nd Half 1999-00 Season GP	G	A	Pts	Totals for 1999-00 Season GP	G	A	Pts
Doug Gilmour	0	0	0	0	11	3	14	17	74	25	48	73
Miroslav Satan	40	19	13	32	41	14	21	35	81	33	34	67
Curtis Brown	39	13	14	27	35	9	15	24	74	22	29	51
Chris Gratton	0	0	0	0	14	1	7	8	72	15	34	49
Stu Barnes	41	10	16	26	41	10	9	19	82	20	25	45
Michael Peca	41	6	13	19	32	14	8	22	73	20	21	41
Vaclav Varada	38	1	10	11	38	9	17	26	76	10	27	37
Maxim Afinogenov	26	11	8	19	39	5	10	15	65	16	18	34
Jason Woolley	35	3	12	15	39	5	13	18	74	8	25	33
Vladimir Tsyplakov	0	0	0	0	34	6	13	19	63	12	20	32
Geoff Sanderson	35	6	9	15	32	7	4	11	67	13	13	26
Dixon Ward	31	4	3	7	40	7	6	13	71	11	9	20
Jay McKee	37	1	8	9	41	4	4	8	78	5	12	17
Erik Rasmussen	27	6	2	8	40	2	4	6	67	8	6	14
James Patrick	32	2	6	8	34	3	2	5	66	5	8	13
Alexei Zhitnik	39	1	6	7	35	1	5	6	74	2	11	13
Richard Smehlik	26	1	4	5	38	1	5	6	64	2	9	11
Brian Campbell	12	1	4	5	0	0	0	0	12	1	4	5
Rob Ray	39	0	2	2	30	1	1	2	69	1	3	4
Rhett Warrener	30	0	2	2	31	0	1	1	61	0	3	3
Chris Taylor	0	0	0	0	11	1	1	2	11	1	1	2
Denis Hamel	1	1	0	1	2	0	0	0	3	1	0	1
Domenic Pittis	7	1	0	1	0	0	0	0	7	1	0	1
Jason Holland	1	0	0	0	8	0	0	0	9	0	1	1
Dominik Hasek	9	0	0	0	26	0	1	1	35	0	1	1
Doug Houda	1	0	0	0	0	0	0	0	1	0	0	0
Mike Hurlbut	1	0	0	0	0	0	0	0	1	0	0	0
David Moravec	1	0	0	0	0	0	0	0	1	0	0	0
Dmitri Kalinin	1	0	0	0	3	0	0	0	4	0	0	0
Paul Kruse	11	0	0	0	0	0	0	0	11	0	0	0
J-Luc Grand-Pierre	5	0	0	0	6	0	0	0	11	0	0	0
Dwayne Roloson	12	0	0	0	2	0	0	0	14	0	0	0
Martin Biron	26	0	0	0	15	0	0	0	41	0	0	0

Goaltenders	GP	MIN	GA	GAA	GP	MIN	GA	GAA	GP	MIN	GA	GAA
Dominik Hasek	9	476	24	3.03	26	1590	52	1.96	35	2066	76	2.21
Martin Biron	26	1364	58	2.55	15	865	32	2.22	41	2229	90	2.42
Dwayne Roloson	13	637	30	2.82	1	40	2	1.33	14	677	32	2.45

(BUFFALO TOTALS ONLY)

1999-2000 SABRES REGULAR SEASON HIGHS/LOWS & STREAKS

TEAM SCORING

Most Goals Scored - Game	8 - 1/1 vs. Toronto
Most Goals Scored - Period	4 - 1/8 @ Ottawa (2nd)
Most Goals Allowed - Game	7 - 12/28 vs. Detroit
Most Goals Allowed - Period	6 - 12/28 vs. Detroit (2nd)
Largest Margin of Victory	7 - 1/1 vs. Toronto
Largest Margin of Defeat	5 - 12/28 vs. Detroit
Most Power-Play Goals - Game	2 - 10/9 @ Atlanta, 11/10 vs. Boston, 11/20 vs. Atlanta, 1/4 vs. Atlanta, 1/8 @ Ottawa, 2/21 vs. New Jersey, 3/18 @ Calgary
Most Power-Play Opportunities - Game	8 - 11/20 vs. Atlanta, 1/18 @ Los Angeles
Most Power-Play Goals Against - Game	3 - 10/17 @ Philadelphia, 11/30 vs. Pittsburgh, 1/3 @ Toronto, 1/22 @ Carolina
Most Power-Play Opportunities Against - Game	9 - 11/28 @ Tampa Bay

1999-2000 SABRES REGULAR SEASON HIGHS/LOWS & STREAKS

TEAM SCORING

Most Goals Scored - Game	8 - 1/1 vs. Toronto
Most Goals Scored - Period	4 - 1/8 @ Ottawa (2nd)
Most Goals Allowed - Game	7 - 12/28 vs. Detroit
Most Goals Allowed - Period	6 - 12/28 vs. Detroit (2nd)
Largest Margin of Victory	7 - 1/1 vs. Toronto
Largest Margin of Defeat	5 - 12/28 vs. Detroit
Most Power-Play Goals - Game	2 - 10/9 @ Atlanta, 11/10 vs. Boston, 11/20 vs. Atlanta, 1/4 vs. Atlanta, 1/8 @ Ottawa, 2/21 vs. New Jersey, 3/18 @ Calgary
Most Power-Play Opportunitics - Game	8 - 11/20 vs. Atlanta, 1/18 @ Los Angeles
Most Power-Play Goals Against - Game	3 - 10/17 @ Philadelphia, 11/30 vs. Pittsburgh, 1/3 @ Toronto, 1/22 @ Carolina
Most Power-Play Opportunitics Against - Game	9 - 11/28 @ Tampa Bay

SHOOTING

Most Shots Taken - Game	41 - 2/1 vs. Anaheim
Most Shots Taken - Period	18 - 11/13 @ Florida (3rd)
Fewest Shots Taken - Game	15 - 10/17 @ Philadelphia
Fewest Shots Taken - Period	1 - 4/9 @ Washington
Most Shots Allowed - Game	44 - 10/2 @ Detroit
Most Shots Allowed - Period	19 - 10/2 @ Detroit (1st), 10/16 @ Montreal (1st)
Fewest Shots Allowed - Game	16 - 3/12 vs. NY Islanders
Fewest Shots Allowed - Period	0 - 4/3 vs. Toronto (2nd)

PENALTY MINUTES

Most Penalty Minutes - Game	44 - 1/3 @ Toronto
Fewest Penalty Minutes - Game	2 - 4/7 vs. Pittsburgh
Most Opponent Penalty Minutes - Game	39 - 10/17 @ Philadelphia
Fewest Opponent Penalty Minutes - Game	4 - 12/28 vs. Detroit, 4/7 vs. Pittsburgh

TEAM STREAKS

Longest Winning Streak	4 - 11/3 @ Dallas to 11/10 vs. Boston, 3/18 @ Calgary to 3/27 @ Carolina
Longest Unbeaten Streak	4 - 11/3 @ Dallas to 11/10 vs. Boston 2/1 vs. Anaheim to 2/10 @ Nashville 3/18 @ Calgary to 3/27 @ Carolina
Longest Losing Streak	3 - 10/16 to 10/20, 11/12 to 11/16, 1/3 to 1/6, 1/18 to 1/22
Longest Winless Streak	7 - 10/2 to 10/20

INDIVIDUAL HIGHS FOR A GAME

Most Goals	3 - Miroslav Satan 1/8 @ Ottawa, Michael Peca 2/25 vs. NY Rangers
Most Assists	4 - Curtis Brown 1/1 vs. Toronto
Most Points	5 - Miroslav Satan 1/8 @ Ottawa
Most Penalty Minutes	20 - Rob Ray @ New Jersey 12/27
Most Shots	8 - Miroslav Satan 2/1 vs. Anaheim
Most Goals by Opponent	3 - Pavel Bure 12/17 vs. Florida, Petr Nedved 2/25 vs. NY Rangers
Most Assists by Opponent	4 - Andrew Cassels 3/16 @ Vancouver
Most Points by Opponent	4 - Mike Sillinger 11/12 @ Tampa Bay, Pavel Bure 12/17 vs. Florida, Markus Naslund 3/16 @ Vancouver, Andrew Cassels 3/16 @ Vancouver
Most Shots by Opponent	11 - Sergei Berezin 1/3 @ Toronto

INDIVIDUAL STREAKS

Consecutive Games with Goals	3 - Miroslav Satan 11/4 to 11/10, 2/1 to 2/8 Michal Grosek 11/28 to 12/2 Geoff Sanderson 2/12 to 2/16 Jason Woolley 3/8 to 3/12 Curtis Brown 3/15 to 3/18 Dixon Ward 3/16 to 3/20 Jay McKee 3/20 to 3/27 Michael Peca 4/1 to 4/6
Consecutive Games with Assists	7 - Doug Gilmour 3/12 to 3/27
Consecutive Games with Points	7 - Doug Gilmour 3/12 to 3/27

INDIVIDUAL PERFORMANCES

Last Six-Point Game by a Sabre: Pat LaFontaine @ Winnipeg 2/10/93
Last Five-Point Game by a Sabre: Miroslav Satan @ Ottawa 1/8/2000
Last Four-Point Game by a Sabre: Doug Gilmour @ Carolina 3/27/00

1999-2000 TRANSACTIONS

JULY

29 Goaltender Dominik Hasek announced his retirement following the end of the 1999-2000 season.

AUGUST

2 Signed Geoff Sanderson and Jason Holland to one-year contracts. Signed James Patrick to a multi-year deal.
4 Salary arbitration award with free agent Jason Woolley for a one-year contract.
11 Salary arbitration award with free agent Dixon Ward for a one-year contract.
13 Agreed to terms with Chris Taylor for a professional contract.
19 Announced that Dominik Hasek had minor surgery to repair a slight hernia.

SEPTEMBER

3 Signed Maxim Afinogenov (1997 draft pick) to three-year contract. Signed Eric Boulton and Jason Cipolla to one-year contracts.
7 Signed restricted free agent Wayne Primeau to a one-year contract.
15 Signed Head Coach Lindy Ruff to a three-year contract extension.
23 Agreed to terms with restricted free agent Stu Barnes on a multi-year contract.
24 Agreed to terms with restricted free agent Vaclav Varada on a multi-year contract.

OCTOBER

1 Alexei Zhitnik placed on I.R. retroactive to September 11.
2 Signed restricted free agent Curtis Brown to a multi-year contract.
4 Assigned forward Chris Taylor to Rochester.
5 Signed restricted free agent Miroslav Satan to a multi-year contract.
8 Assigned forward David Moravec to Rochester.
9 Signed restricted free agent Jay McKee to a multi-year contract.
10 Assigned Cory Sarich to Rochester (AHL).
11 Placed Jason Holland on waivers and assigned to Rochester.
13 Signed restricted free agent Rhett Warrener to a multi-year contract.
15 Assigned Brian Campbell to Rochester (AHL).
18 Recalled Brian Campbell from Rochester (AHL).
19 Placed Brian Holzinger on I.R. with shoulder injury.
21 Recalled Martin Biron from Rochester (AHL).
21 Assigned Jean-Luc Grand-Pierre to Rochester.
26 Assigned Brian Campbell to Rochester.

NOVEMBER

1 Recalled Cory Sarich from Rochester (AHL).
4 Recalled Mike Hurlbut from Rochester (AHL).
4 Assigned Erik Rasmussen to Rochester.
5 Recalled Erik Rasmussen from Rochester (AHL).
5 Reassigned Mike Hurlbut to Rochester.
10 Recalled Maxim Afinogenov from Rochester (AHL).
24 Placed Domenic Pittis on waivers (assigned to Rochester).
20 Recalled Brian Campbell from Rochester (AHL).
29 Reassigned Brian Campbell to Rochester.

JANUARY

2 Recalled Brian Campbell from Rochester (AHL).
3 Recalled Doug Houda from Rochester (AHL).
4 Reassigned Doug Houda to Rochester.
4 Recalled Dmitri Kalinin from Rochester (AHL).
5 Reassigned Brian Campbell to Rochester.
5 Recalled Denis Hamel from Rochester (AHL).
7 Reassigned Denis Hamel to Rochester.
7 Recalled ChrisTaylor from Rochester (AHL).
9 Reassigned Dmitri Kalinin to Rochester.
9 Placed Paul Kruse on waivers (assigned to Salt Lake City - IHL).
18 Placed Vaclav Varada on I.R. with perforated ear drum.
22 Recalled Denis Hamel from Rochester (AHL).
23 Reassigned Denis Hamel to Rochester.
23 Acquired Vladimir Tsyplakov from Los Angeles in exchange for an eight round selection in the 2000 NHL Entry Draft.
27 Reassigned Chris Taylor to Rochester (AHL).

FEBRUARY

1 Placed Wayne Primeau on I.R. with hip injury.
4 Reassigned Cory Sarich to Rochester.
6 Recalled Cory Sarich from Rochester (AHL).
13 Placed Curtis Brown on I.R. with flu.
18 Recalled Dmitri Kalinin from Rochester (AHL).
22 Reassigned Dmitri Kalinin to Rochester.
24 Placed Rhett Warrener on I.R. with strained groin.
26 Activated Wayne Primeau from I.R.
27 Reassigned Cory Sarich to Rochester.
27 Recalled Jean-Luc Grand-Pierre from Rochester (AHL).

MARCH

1 Placed Geoff Sanderson on I.R. with knee injury.
3 Recalled Jason Holland from Rochester (AHL).
5 Placed Michael Peca on I.R. with dislocated shoulder.
7 Recalled Chris Taylor from Rochester (AHL).
10 Acquired Chris Gratton and second-round pick in 2001 from Tampa Bay in exchange for Wayne Primeau, Brian Holzinger, Cory Sarich and third-round pick in 2000.
10 Acquired Doug Gilmour and Jean-Pierre Dumont from Chicago in exchange for Michal Grosek.
10 Recalled Denis Hamel from Rochester (AHL).
11 Assigned Denis Hamel and Jean-Pierre Dumont to Rochester.
13 Reassigned Jean-Luc Grand-Pierre to Rochester.
24 Reassigned Jason Holland to Rochester.

SABRES LAST TIME

THE LAST TIME THE SABRES...

WON A HOME GAME IN OVERTIME:
3/8/2000 vs. Boston (Stu Barnes)
LOST A HOME GAME IN OVERTIME:
4/7/2000 vs. Pittsburgh (Jaromir Jagr)

SHUT OUT AN OPPONENT AT HOME:
1/28/00 vs. Ottawa Senators (1-0 by Martin Biron)
SHUT OUT OPPONENT ON THE ROAD:
4/6/2000 at New Jersey (5-0 by Dominik Hasek)

HAD TWO STRAIGHT SHUTOUTS:
12/23 & 12/26, 1998 (Dominik Hasek, 2-0 vs. T.B. & 2-0 at N.J.)

WON A 1-0 GAME AT HOME:
1/28/00 vs.Ottawa (Martin Biron)
WON A 1-0 GAME ON THE ROAD:
3/27/98 at Edmonton (Dominik Hasek)

TIED A GAME IN THE FINAL MINUTE:
10/29/99 vs. Florida (Stu Barnes)

SCORED 10 OR MORE GOALS AT HOME:
2/24/93 vs. Detroit (10-7)
SCORED 10 OR MORE GOALS ON THE ROAD:
3/8/90 at Boston (10-4)

RECORDED 50 OR MORE SHOTS:
10/11/92 vs. Montreal (50)
ALLOWED 50 OR MORE SHOTS:
4/19/98 vs. Ottawa (51)

WON BY FIVE OR MORE GOALS:
HOME: 1/1/2000 (8-1 - Toronto)
ROAD: 4/6/2000 (5-0 - New Jersey)

LAST SCORELESS TIE AT HOME:
12/8/99 vs. Ottawa (Martin Biron/Ron Tugnutt)

HAD ONE PLAYER WITH A THREE-GOAL GAME:
HOME: 2/25/2000 vs. NY Rangers (Michael Peca)
ROAD: 1/8/2000 at Ottawa (Miroslav Satan)
SCORED TWO HAT TRICKS IN ONE GAME:
12/31/92 vs. N.Y. Rangers (Alexander Mogilny & Yuri Khmylev)

HAD A FOUR-GOAL GAME:
2/24/93 vs. Detroit (Alexander Mogilny)

HAD A FIVE-GOAL GAME:
2/6/86 at Boston (Dave Andreychuk)

SCORED A SHORT-HANDED GOAL:
4/6/2000 at New Jersey (Stu Barnes)
SCORED A GOAL WHILE TWO MEN SHORT:
1/30/90 at Quebec (Phil Housley)
SCORED TWO SHORT-HANDED GOALS IN ONE GAME:
3/19/98 vs. Florida (Michael Peca, Alexei Zhitnik [2])

SCORED AN EMPTY NET GOAL:
HOME: 3/20/2000 vs. Montreal (Vaclav Varada)
ROAD: 4/1/2000 at Montreal (Vaclav Varada)

SCORED ON A PENALTY SHOT:
10/9/99 at Atlanta (Miroslav Satan vs. Damian Rhodes)
HAD A PENALTY SHOT: 3/4/2000 at NY Islanders
(Miroslav Satan vs. Kevin Weekes)

THE LAST TIME THE SABRES...

WON A ROAD GAME IN OVERTIME:
2/10/2000 at Nashville (Jason Woolley)
LOST A ROAD GAME IN OVERTIME:
3/15/2000 at San Jose (Jeff Friesen)

WERE SHUTOUT AT HOME:
12/8/99 vs. Ottawa (Ron Tugnutt)
WERE SHUTOUT ON THE ROAD:
1/29/2000 (1-0 by Byron Dafoe)

WERE SHUTOUT IN TWO STRAIGHT GAMES:
2/3 & 2/4, 1990 (1-0 at Mtl. & 1-0 vs. N.Y. I.)

LOST A 1-0 GAME AT HOME:
10/23/98 vs. Washington (Olaf Kolzig)
LOST A 1-0 GAME ON THE ROAD:
1/29/2000 at Boston (Byron Dafoe)

ALLOWED THE TYING GOAL IN THE FINAL MINUTE:
3/15/2000 at San Jose (Vincent Damphousse)

ALLOWED 10 OR MORE GOALS AT HOME:
Has not happened
ALLOWED 10 OR MORE GOALS ON THE ROAD:
3/12/88 at Calgary (10-4)

RECORDED 20 OR MORE SHOTS IN A PERIOD:
2/3/99 vs. Colorado (20 - 3rd)
ALLOWED 20 OR MORE SHOTS IN A PERIOD:
12/12/98 at Boston (21 – 2nd)

LOST BY FIVE OR MORE GOALS:
HOME: 12/28/99 (7-2 - Detroit)
ROAD: 10/26/97 (6-1 - Phoenix)

LAST SCORELESS TIE ON THE ROAD:
1/13/2000 at Boston (Martin Biron/Byron Dafoe)

ALLOWED A THREE-GOAL GAME:
HOME: 2/25/2000 vs. NY Rangers (Petr Nedved)
ROAD: 1/10/97 at Anaheim (Paul Kariya)
ALLOWED TWO HAT TRICKS IN ONE GAME:
11/22/87 vs. Los Angeles (Bernie Nicholls & Bob Carpenter)

ALLOWED A FOUR-GOAL GAME BY
OPPOSING PLAYER:
4/13/97 vs. Washington (Jaroslav Svejkovsky)

(Sabres have never allowed a five-goal game by an opposing player.)

ALLOWED A SHORT-HANDED GOAL:
3/16/2000 at Vancouver (Mattias Ohlund)
ALLOWED A GOAL WITH A TWO-MAN ADVANTAGE:
Has not happened in recent years
ALLOWED TWO SHORT-HANDED GOALS IN ONE GAME:
3/15/2000 at San Jose (Owen Nolan & Marco Sturm)

ALLOWED AN EMPTY NET GOAL:
HOME: 3/31/2000 vs. Carolina Hurricanes (Sean Hill)
ROAD: 12/27/99 at New Jersey (Petr Sykora)

ALLOWED A GOAL ON A PENALTY SHOT:
3/4/2000 at NY Islanders (Olli Jokinen scored vs. Dominik Hasek)
STOPPED THE SHOOTER ON A PENALTY SHOT:
1/8/2000 at Ottawa (Martin Biron stopped Daniel Alfredsson)

1999-2000 REGULAR SEASON SCORES

NO.	DATE	OPP.	SCORE	W/L/T	RECORD	PP	PK	GOALIE	ATT.	GOALS by UNIF. NO. (in order scored)
1.	10/2	@ Detroit #	0-2	L	0-1-0	0-3	6-6	Hasek	19,983	--
2.	10/8	Washington	2-3	L	0-2-0	1-6	3-5	Hasek	18,690	22,51
3.	10/9	@ Atlanta #	5-5	T	0-2-1	2-8	2-3	Hasek/Roloson	18,545	37,81,41,37,81(t)
4.	10/11	Phoenix	2-2	T	0-2-2	0-4	5-5	Hasek	14,341	41,18
5.	10/16	@ Montreal	1-2	L	0-3-2	0-4	6-6	Hasek	19,260	81
6.	10/17	@ Philadelphia #	2-5	L	0-4-2	0-4	6-9	Roloson	19,513	9,18
7.	10/20	Nashville #	3-4	L	0-5-2	1-5	2-3	Hasek/Roloson	14,898	8,37,28
8.	10/22	Carolina	7-3	W	1-5-2	1-2	5-6	Biron	15,434	8,81,8,9(d),37,27,9
9.	10/23	@ Ottawa #	0-4	L	1-6-2	0-4	4-4	Hasek	16,081	--
10.	10/27	Tampa Bay #	4-3	W	2-6-2	0-4	2-3	Hasek	14,494	18,27,37,3(d)
11.	10/29	Florida #	3-2*	W	3-6-2	0-5	5-5	Hasek/Biron	17,503	27,41,8
12.	10/30	@ Boston #	0-3	L	3-7-2	0-4	5-5	Biron	16,863	--
13.	11/3	@ Dallas #	3-1	W	4-7-2	1-2	1-1	Biron	17,001	18,5,15(sh)
14.	11/4	@ Chicago	5-4*	W	5-7-2	0-3	3-5	Biron	15,696	81,81,41,27,37
15.	11/6	NY Islanders	2-1	W	6-7-2	0-6	5-5	Biron	18,690	19,81
16.	11/10	Boston #	6-2	W	7-7-2	2-4	3-4	Biron	18,690	9,25,81,44,61,74
17.	11/12	@ Tampa Bay #	2-4	L	7-8-2	0-3	4-5	Biron	14,035	61,41
18.	11/13	@ Florida #	1-3	L	7-9-2	0-5	3-3	Roloson	16,221	37
19.	11/16	@ Pittsburgh #	2-3	L	7-10-2	0-3	4-4	Biron/Roloson	13,553	81(sh),19
20.	11/19	@ Atlanta #	4-0	W	8-10-2	1-6	4-4	Biron	18,545	27,61,37,61(en)
21.	11/20	Atlanta #	4-3	W	9-10-2	2-8	6-7	Biron	18,690	22,22,41,19(d)
22.	11/24	Washington #	5-2	W	10-10-2	1-4	1-2	Biron	17,381	81,81,37,37,19(sh)
23.	11/26	St. Louis	0-2	L	10-11-2	0-5	5-5	Biron	18,690	--
24.	11/28	@ Tampa Bay	3-2*	W	11-11-2	0-4	8-9	Roloson	13,131	42,61,18
25.	11/30	Pittsburgh	1-4	L	11-12-2	0-3	3-6	Biron	17,933	18
26.	12/2	Philadelphia #	2-4	L	11-13-2	1-4	5-6	Biron	17,385	18,22
27.	12/4	NY Rangers	1-1	T	11-13-3	0-2	3-3	Roloson	18,690	61
28.	12/6	@ Toronto	2-3*	L	11-14-3-1	0-7	5-5	Roloson	19,069	81,15
29.	12/8	Ottawa #	0-0	T	11-14-4-1	0-3	2-2	Biron	16,789	--
30.	12/10	Chicago	2-1	W	12-14-4-1	0-6	4-4	Biron	17,301	81,61
31.	12/14	Philadelphia	3-1	W	13-14-4-1	0-3	4-5	Biron	16,666	61,18,5
32.	12/17	Florida #	2-4	L	13-15-4-1	0-3	2-3	Biron	16,753	41,81
33.	12/18	@ NY Islanders #	2-2	T	13-15-5-1	0-7	4-5	Roloson	7,997	37,5
34.	12/21	@ NY Rangers	3-1	W	14-15-5-1	1-4	5-6	Biron	18,200	37,81(d),15(sh)
35.	12/23	Colorado #	2-1	W	15-15-5-1	0-4	2-2	Biron	18,690	81,8(d)
36.	12/27	@ New Jersey	1-4	L	15-16-5-1	0-7	4-4	Biron/Roloson	16,248	8
37.	12/28	Detroit	2-7	L	15-17-5-1	0-2	2-2	Roloson/Biron	18,690	81,15
38.	1/1	Toronto #	8-1	W	16-17-5-1	1-2	4-5	Biron	18,690	9,22(d),9,27,61,61,41,41
39.	1/3	@ Toronto	2-6	L	16-18-5-1	0-4	4-7	Biron/Roloson	19,222	37,3
40.	1/4	Atlanta	4-5	L	16-19-5-1	2-7	2-4	Biron	18,166	81,81,41,19
41.	1/6	New Jersey #	3-6	L	16-20-5-1	0-5	3-4	Roloson	18,690	55,19,61

Key: power-play goals underlined (sh) short-handed goal (d) deciding goal (en) empty net goal (t) game-tying goal

* - overtime decision
** - afternoon game
# - two referee game

1990-00 REGULAR SEASON SCORES

NO.	DATE	OPP.	SCORE	W/L/T	RECORD	PP	PK	GOALIE	ATT.	GOALS by UNIF. NO. (in order scored)
42.	1/8	@ Ottawa #	7-4	W	17-20-5-1	2-5	6-6	Biron	18,500	81,18,81,9,81(d),37,41
43.	1/13	@ Boston	0-0	T	17-20-6-1	0-4	6-6	Biron	16,544	--
44.	1/14	Montreal #	1-2	L	17-21-6-1	1-3	4-5	Biron	18,690	41
45.	1/17	@ Anaheim	5-0	W	18-21-6-1	1-4	5-5	Biron	13,617	37,15,25,25,81(sh)
46.	1/18	@ Los Angeles	3-5	L	18-22-6-1	1-8	2-4	Biron/Roloson	14,458	18,61,8
47.	1/20	@ Phoenix	1-2	L	18-23-6-1	0-4	5-5	Biron	15,273	16
48.	1/22	@ Carolina**#	1-4	L	18-24-6-1	0-4	2-5	Biron	16,345	27
49.	1/25	Tampa Bay #	2-1	W	19-24-6-1	0-5	3-3	Biron	17,429	81,27(d)
50.	1/28	Ottawa	1-0	W	20-24-6-1	0-3	3-3	Biron	18,690	3
51.	1/29	@ Boston #	0-1	L	20-25-6-1	0-3	5-5	Biron	17,565	--
52.	2/1	Anaheim #	2-2	T	20-25-7-1	0-5	2-4	Hasek	18,690	81,27
53.	2/3	Ottawa #	4-2	W	21-25-7-1	1-5	3-4	Biron	18,690	27,81,19(d),61
54.	2/8	@ Colorado	2-0	W	22-25-7-1	0-6	5-5	Hasek	18,007	81(sh),15
55.	2/10	@ Nashville	2-1*	W	23-25-7-1	0-4	6-6	Hasek	16,018	25,5
56.	2/12	@ Philadelphia**	2-3*	L	23-26-7-2	1-3	3-4	Biron	19,752	8,41
57.	2/13	Edmonton**	2-2	T	23-26-8-2	0-3	5-5	Hasek	18,690	27,8
58.	2/16	@ Pittsburgh	1-1	T	23-26-9-2	1-3	5-5	Hasek	15,728	8
59.	2/17	Vancouver #	1-2	L	23-27-9-2	0-6	2-3	Biron	18,154	18
60.	2/19	Los Angeles	4-1	W	24-27-9-2	0-4	3-3	Hasek	18,690	27,29,27,81(en)
61.	2/21	New Jersey #	3-2	W	25-27-9-2	2-6	3-4	Hasek	18,297	15,81,8
62.	2/25	NY Rangers #	3-6	L	25-28-9-2	0-5	3-6	Hasek	18,690	27, 27, 27
63.	2/26	@ Toronto #	2-5	L	25-29-9-2	1-6	3-5	Hasek	19,298	32,41
64.	2/28	@ Florida #	5-2	W	26-29-9-2	0-4	6-6	Hasek	14,916	41(sh),44,9(d),41,42
65.	3/1	@ NY Rangers #	3-3	T	26-29-10-2	1-4	4-5	Hasek	18,200	29,27,37
66.	3/4	@ NY Islanders #**	2-4	L	26-30-10-2	0-6	5-5	Hasek	13,149	29,29
67.	3/5	@ Washington**	1-2	L	26-31-10-2	0-5	4-4	Biron	17,873	41
68.	3/8	Boston	2-1*	W	27-31-10-2	1-4	4-4	Hasek	18,690	5,41
69.	3/10	Montreal	2-3	L	27-32-10-2	1-4	1-2	Hasek	18,690	5, 61
70.	3/12	NY Islanders #**	4-2	W	28-32-10-2	0-2	1-1	Hasek	18,690	74,5,3(d),77
71.	3/15	@ San Jose	5-6*	L	28-33-10-3	1-3	3-3	Hasek	17,483	93,8,29,3,37
72.	3/16	@ Vancouver #	3-6	L	28-34-10-3	1-2	0-2	Biron	14,491	15,37,93
73.	3/18	@ Calgary #	5-1	W	29-34-10-3	2-5	3-3	Hasek	16,466	25,15(d),37,61,25
74.	3/20	Montreal #	4-1	W	30-34-10-3	0-2	2-2	Hasek	18,690	74,61(d),15,25 (en)
75.	3/23	Calgary #	4-2	W	31-34-10-3	1-4	3-3	Hasek	18,690	81,8,74,81
76.	3/27	@ Carolina #	5-1	W	32-34-10-3	0-2	2-3	Hasek	15,395	74,37,81,29,93
77.	3/31	Carolina	1-3	L	32-35-10-3	0-4	7-8	Hasek	18,690	25
78.	4/1	@ Montreal #	2-0	W	33-35-10-3	0-2	6-6	Hasek	21,273	27,25(en)
79.	4/3	Toronto	3-2	W	34-35-10-3	0-5	3-3	Hasek	18,690	81,27,15
80.	4/6	@ New Jersey	5-0	W	35-35-10-3	1-3	2-2	Hasek	15,826	41(sh),5,37,37,27
81.	4/7	Pittsburgh	1-2*	L	35-36-10-4	0-2	1-1	Hasek	18,690	25
82.	4/9	@ Washington**	1-1	T	35-36-11-4	0-5	4-4	Hasek	18,672	41

Key: power-play goals underlined (sh) short-handed goal (d) deciding goal (en) empty net goal (t) game-tying goal

* - overtime decision
** - afternoon game
# - two referee game

Attendance Breakdown
Home (41 games) - 736,174 (17,955 avg.- 25 sellouts)
Away (41 games) - 668,039 (16,294 avg.)

1999-2000 REGULAR SEASON

MIGHTY DUCKS OF ANAHEIM VS. BUFFALO SABRES

Summary: Won- 1 Lost- 0 Tied- 1

	Score			Attend.	Goaltenders	W/T Goal
At BUFFALO Feb. 1, 2000	SABRES 2	MIGHTY DUCKS 2		18,690	HASEK/ HEBERT	STEVE RUCCHIN
At ANAHEIM Jan. 17, 2000	SABRES 5	MIGHTY DUCKS 0		13,617	BIRON/ ROUSSEL	CURTIS BROWN

Goals by Period:	1st	2nd	3rd	OT	Total
SABRES	1	4	2	0	7
MIGHTY DUCKS	0	0	2	0	2

Shots by Period:	1st	2nd	3rd	OT	Total
SABRES	12	28	23	9	72
MIGHTY DUCKS	20	11	16	1	48

Individual Scoring

SABRES	GP	G	A	TP	+/-	PM	PP	SH	GW	GT	EN	S	Pctg
MIROSLAV SATAN	2	2	2	4	2	0	0	1	0	0	0	12	16.7
VACLAV VARADA	2	2	1	3	4	4	0	0	0	0	0	3	66.7
MICHAEL PECA	2	1	1	2	4	0	0	0	0	0	0	1	100.0
DIXON WARD	2	1	1	2	3	0	0	0	0	0	0	3	33.3
CURTIS BROWN	2	1	0	1	1	0	1	0	1	0	0	3	33.3
VLADIMIR TSYPLAKOV	1	0	1	1	1	0	0	0	0	0	0	3	.0
JAY MCKEE	2	0	1	1	4	0	0	0	0	0	0	2	.0
ALEXEI ZHITNIK	2	0	1	1	2	6	0	0	0	0	0	5	.0
JAMES PATRICK	1	0	0	0		2	0	0	0	0	0	0	.0
ROB RAY	1	0	0	0		0	0	0	0	0	0	0	.0
CORY SARICH	1	0	0	0		0	0	0	0	0	0	2	.0
MAXIM AFINOGENOV	2	0	0	0		0	0	0	0	0	0	6	.0
STU BARNES	2	0	0	0		2	0	0	0	0	0	4	.0
MICHAL GROSEK	2	0	0	0	1	0	0	0	0	0	0	4	.0
BRIAN HOLZINGER	2	0	0	0	1	0	0	0	0	0	0	3	.0
ERIK RASMUSSEN	2	0	0	0		2	0	0	0	0	0	4	.0
GEOFF SANDERSON	2	0	0	0		2	0	0	0	0	0	3	.0
RICHARD SMEHLIK	2	0	0	0	2	2	0	0	0	0	0	5	.0
RHETT WARRENER	2	0	0	0	4	2	0	0	0	0	0	5	.0
JASON WOOLLEY	2	0	0	0		0	0	0	0	0	0	4	.0

Power-play: 1- 9 11.1%
Penalty killing: 7- 9 77.8%

MIGHTY DUCKS	GP	G	A	TP	+/-	PM	PP	SH	GW	GT	EN	S	Pctg
TEEMU SELANNE	2	0	2	2	3-	2	0	0	0	0	0	3	.0
OLEG TVERDOVSKY	2	0	2	2	2-	2	0	0	0	0	0	5	.0
STEVE RUCCHIN	1	1	0	1	1-	0	1	0	0	1	0	2	50.0
FREDRIK OLAUSSON	2	1	0	1	2-	4	1	0	0	0	0	6	16.7
MAXIM BALMOCHNYKH	1	0	0	0		0	0	0	0	0	0	0	.0
STU GRIMSON	1	0	0	0		0	0	0	0	0	0	0	.0
MARTY MCINNIS	1	0	0	0	1-	0	0	0	0	0	0	3	.0
JIM MCKENZIE	1	0	0	0		0	0	0	0	0	0	0	.0
KIP MILLER	1	0	0	0	1-	0	0	0	0	0	0	2	.0
JEFF NIELSEN	1	0	0	0		0	0	0	0	0	0	1	.0
DOMINIC ROUSSEL	1	0	0	0		2	0	0	0	0	0	0	.0
VITALY VISHNEVSKI	1	0	0	0	1-	2	0	0	0	0	0	1	.0
ANTTI AALTO	2	0	0	0	2-	4	0	0	0	0	0	2	.0
MATT CULLEN	2	0	0	0	2-	0	0	0	0	0	0	2	.0
TED DONATO	2	0	0	0	1-	0	0	0	0	0	0	3	.0
KEVIN HALLER	2	0	0	0	2-	0	0	0	0	0	0	1	.0
TONY HRKAC	2	0	0	0	1-	0	0	0	0	0	0	0	.0
PAUL KARIYA	2	0	0	0	2-	2	0	0	0	0	0	2	.0
LADISLAV KOHN	2	0	0	0	1-	0	0	0	0	0	0	3	.0
MIKE LECLERC	2	0	0	0	3-	2	0	0	0	0	0	6	.0
RUSLAN SALEI	2	0	0	0	2-	2	0	0	0	0	0	2	.0
PASCAL TREPANIER	2	0	0	0	1-	0	0	0	0	0	0	0	.0
PAVEL TRNKA	2	0	0	0	2-	0	0	0	0	0	0	4	.0

Power-play: 2- 9 22.2%
Penalty killing: 8- 9 88.9%

Goaltending

SABRES	GP	MIN	GA	Avg	EN	SO	W	L	T	Shots	Save%
MARTIN BIRON	1	60	0	.0	0	1	1	0	0	17	1.000
DOMINIK HASEK	1	65	2	1.8	0	0	0	0	1	31	.935

MIGHTY DUCKS	GP	MIN	GA	Avg	EN	SO	W	L	T	Shots	Save%
DOMINIC ROUSSEL	1	60	5	5.0	0	0	0	1	0	31	.839
GUY HEBERT	1	65	2	1.8	0	0	0	0	1	41	.951

ATLANTA THRASHERS VS. BUFFALO SABRES

Summary: Won- 2 Lost- 1 Tied- 1

At BUFFALO	Score			Attend.	Goaltenders	W/T Goal
Nov. 20, 1999	SABRES 4	THRASHERS 3		18,690	BIRON/ LANGKOW	BRIAN HOLZINGER
Jan. 4, 2000	SABRES 4	THRASHERS 5		18,166	BIRON/ FANKHOUSER	JASON BOTTERILL
At ATLANTA	**Score**			**Attend.**	**Goaltenders**	**W/T Goal**
Oct. 9, 1999	SABRES 5	THRASHERS 5		18,545	HASEK, ROLOSON/ RHODES	MIROSLAV SATAN
Nov. 19, 1999	SABRES 4	THRASHERS 0		18,545	BIRON/ LANGKOW	MICHAEL PECA

Goals by Period:	1st	2nd	3rd	OT	Total
SABRES	7	6	4	0	17
THRASHERS	2	7	4	0	13

Shots by Period:	1st	2nd	3rd	OT	Total
SABRES	53	30	35	3	121
THRASHERS	23	48	33	4	108

Individual Scoring

SABRES	GP	G	A	TP	+/-	PM	PP	SH	GW	GT	EN	S	Pctg
STU BARNES	4	3	4	7	2-	2	3	0	0	0	0	10	30.0
MIROSLAV SATAN	4	4	2	6		0	2	0	0	1	0	18	22.2
MAXIM AFINOGENOV	3	2	3	5	4	2	0	0	0	0	1	7	28.6
CURTIS BROWN	4	3	1	4	4	2	0	0	0	0	0	12	25.0
BRIAN HOLZINGER	4	2	2	4	1	2	0	0	1	0	0	9	22.2
MICHAL GROSEK	4	0	4	4	5	2	0	0	0	0	0	8	.0
WAYNE PRIMEAU	4	2	1	3	1-	2	1	0	0	0	0	4	50.0
JASON WOOLLEY	2	0	3	3		4	0	0	0	0	0	5	.0
CORY SARICH	3	0	2	2	1-	2	0	0	0	0	0	2	.0
VACLAV VARADA	3	0	2	2	2-	0	0	0	0	0	0	5	.0
ALEXEI ZHITNIK	4	0	2	2		0	0	0	0	0	0	7	.0
MICHAEL PECA	4	1	0	1	3-	8	1	0	1	0	0	7	14.3
JAMES PATRICK	4	0	1	1	1	2	0	0	0	0	0	2	.0
BRIAN CAMPBELL	1	0	0	0	2-	0	0	0	0	0	0	1	.0
J-LUC GRAND-PIERRE	1	0	0	0	1	0	0	0	0	0	0	0	.0
DIMITRI KALININ	1	0	0	0	1	0	0	0	0	0	0	2	.0
RHETT WARRENER	2	0	0	0	1	11	0	0	0	0	0	1	.0
JAY MCKEE	3	0	0	0	1-	6	0	0	0	0	0	5	.0
ROB RAY	3	0	0	0		11	0	0	0	0	0	3	.0
RICHARD SMEHLIK	3	0	0	0		2	0	0	0	0	0	4	.0
DIXON WARD	3	0	0	0	2-	0	0	0	0	0	0	1	.0
ERIK RASMUSSEN	4	0	0	0	2-	0	0	0	0	0	0	4	.0
GEOFF SANDERSON	4	0	0	0		0	0	0	0	0	0	4	.0

Power-play: 7-31 22.6%
Penalty killing: 14-18 77.8%

THRASHERS	GP	G	A	TP	+/-	PM	PP	SH	GW	GT	EN	S	Pctg
RAY FERRARO	4	2	2	4	4-	8	2	0	0	0	0	10	20.0
PATRIK STEFAN	3	2	1	3	2	4	0	0	0	0	0	5	40.0
DENNY LAMBERT	4	2	1	3	2	4	0	0	0	0	0	8	25.0
NELSON EMERSON	4	1	2	3	1	17	0	0	0	0	0	9	11.1
JOHAN GARPENLOV	3	0	3	3	3	2	0	0	0	0	0	7	.0
MIKE STAPLETON	3	0	3	3		2	0	0	0	0	0	9	.0
KELLY BUCHBERGER	4	0	3	3	1-	6	0	0	0	0	0	4	.0
ANDREW BRUNETTE	4	1	1	2	2-	0	1	0	0	0	0	5	20.0
GORD MURPHY	4	1	1	2	3	4	0	0	0	0	0	4	25.0
DARRYL SHANNON	4	1	1	2		12	1	0	0	0	0	7	14.3
PER SVARTVADET	3	0	2	2	1	0	0	0	0	0	0	6	.0
CHRIS TAMER	4	0	2	2	2	15	0	0	0	0	0	4	.0
YANNICK TREMBLAY	4	0	2	2	4-	0	0	0	0	0	0	4	.0
JASON BOTTERILL	1	1	0	1	1	0	0	0	1	0	0	1	100.0
MATT JOHNSON	3	1	0	1		11	0	0	0	0	0	3	33.3
ED WARD	4	1	0	1	1-	0	0	1	0	0	0	7	14.3
PETR BUZEK	1	0	1	1	1	0	0	0	0	0	0	1	.0
ANDREAS KARLSSON	1	0	1	1		0	0	0	0	0	0	2	.0
ERIC BERTRAND	1	0	0	0	1-	0	0	0	0	0	0	1	.0
MAXIM GALANOV	1	0	0	0		0	0	0	0	0	0	1	.0
RUMUN NDUR	1	0	0	0	1-	2	0	0	0	0	0	0	.0
STEVE STAIOS	2	0	0	0	1-	2	0	0	0	0	0	2	.0
KEVIN DEAN	3	0	0	0	1-	0	0	0	0	0	0	2	.0
DAVID HARLOCK	3	0	0	0		2	0	0	0	0	0	1	.0
DEAN SYLVESTER	3	0	0	0	2-	2	0	0	0	0	0	5	.0

Power-play: 4-18 22.2%
Penalty killing: 24-31 77.4%

Goaltending

SABRES	GP	MIN	GA	Avg	EN	SO	W	L	T	Shots	Save%
DOMINIK HASEK	1	32	4	7.5	0	0	0	0	0	21	.810
DWAYNE ROLOSON	1	32	1	1.9	0	0	0	0	1	12	.917
MARTIN BIRON	3	178	8	2.7	0	1	2	1	0	75	.893

THRASHERS	GP	MIN	GA	Avg	EN	SO	W	L	T	Shots	Save%
DAMIAN RHODES	1	65	5	4.6	0	0	0	0	1	35	.857
SCOTT LANGKOW	2	113	7	3.7	1	0	0	2	0	54	.870
SCOTT FANKHOUSER	1	60	4	4.0	0	0	1	0	0	31	.871

BOSTON BRUINS VS. BUFFALO SABRES

Summary: Won- 2 Lost- 2 Tied- 1

At BUFFALO	Score			Attend.	Goaltenders	W/T Goal
Nov. 10, 1999	SABRES 6	BRUINS 2		18,690	BIRON/ DAFOE, TALLAS	MIROSLAV SATAN
March 8, 2000	SABRES 2	BRUINS 1		18,690	HASEK/ GRAHAME	STU BARNES
At BOSTON	**Score**			**Attend.**	**Goaltenders**	**W/T Goal**
Oct. 30, 1999	SABRES 0	BRUINS 3		16,863	BIRON/ GRAHAME	KYLE MCLAREN
Jan. 13, 2000	SABRES 0	BRUINS 0		16,544	BIRON/ DAFOE	
Jan. 29, 2000	SABRES 0	BRUINS 1		17,565	BIRON/ DAFOE	P.J. AXELSSON

Goals by Period:	1st	2nd	3rd	OT	Total
SABRES	2	3	2	1	8
BRUINS	3	1	3	0	7

Shots by Period:	1st	2nd	3rd	OT	Total
SABRES	37	37	46	6	126
BRUINS	59	50	36	3	148

Individual Scoring

SABRES	GP	G	A	TP	+/-	PM	PP	SH	GW	GT	EN	S	Pctg
MAXIM AFINOGENOV	4	1	2	3		0	0	0	0	0	0	11	9.1
JASON WOOLLEY	5	1	2	3		2	1	0	0	0	0	9	11.1
JAY MCKEE	5	1	1	2		2	1	0	0	0	0	6	16.7
ERIK RASMUSSEN	5	1	1	2		13	0	0	0	0	0	4	25.0
VACLAV VARADA	5	1	1	2	2	4	0	0	0	0	0	11	9.1
MICHAL GROSEK	5	0	2	2	1-	2	0	0	0	0	0	8	.0
RICHARD SMEHLIK	5	0	2	2		0	0	0	0	0	0	5	.0
STU BARNES	5	1	0	1	1	0	0	0	1	0	0	3	33.3
MIROSLAV SATAN	5	1	0	1	3-	6	0	0	1	0	0	13	7.7
ALEXEI ZHITNIK	5	1	0	1	3-	15	1	0	0	0	0	5	20.0
WAYNE PRIMEAU	3	0	1	1	1	2	0	0	0	0	0	6	.0
MICHAEL PECA	4	0	1	1		2	0	0	0	0	0	6	.0
J-LUC GRAND-PIERRE	1	0	0	0		0	0	0	0	0	0	0	.0
CORY SARICH	2	0	0	0	1-	0	0	0	0	0	0	2	.0
CHRIS TAYLOR	2	0	0	0	1-	2	0	0	0	0	0	1	.0
VLADIMIR TSYPLAKOV	2	0	0	0		0	0	0	0	0	0	1	.0
JAMES PATRICK	3	0	0	0		2	0	0	0	0	0	0	.0
GEOFF SANDERSON	3	0	0	0	1	4	0	0	0	0	0	11	.0
BRIAN HOLZINGER	4	0	0	0	1-	2	0	0	0	0	0	3	.0
ROB RAY	4	0	0	0		6	0	0	0	0	0	0	.0
DIXON WARD	4	0	0	0		2	0	0	0	0	0	5	.0
RHETT WARRENER	4	0	0	0	1	23	0	0	0	0	0	5	.0
CURTIS BROWN	5	0	0	0	2-	0	0	0	0	0	0	11	.0

Power-play: 3-19 15.8%
Penalty killing: 23-24 95.8%

BRUINS	GP	G	A	TP	+/-	PM	PP	SH	GW	GT	EN	S	Pctg
JOE THORNTON	5	1	3	4	2	11	0	0	0	0	0	14	7.1
SERGEI SAMSONOV	4	2	1	3	2	0	0	0	0	0	0	7	28.6
P.J. AXELSSON	5	1	1	2	2	2	0	0	1	0	0	14	7.1
STEVE HEINZE	5	1	1	2		2	1	0	0	0	0	15	6.7
SHAWN BATES	2	0	2	2	2	2	0	0	0	0	0	4	.0
ROB DIMAIO	4	0	2	2	3	2	0	0	0	0	0	5	.0
ANTTI LAAKSONEN	2	1	0	1	1	0	0	0	0	0	0	2	50.0
KYLE MCLAREN	5	1	0	1		4	0	0	1	0	0	7	14.3
HAL GILL	5	0	1	1	2	6	0	0	0	0	0	7	.0
MATTIAS TIMANDER	5	0	1	1		2	0	0	0	0	0	0	.0
DARREN VAN IMPE	5	0	1	1	1-	7	0	0	0	0	0	3	.0
PETER FERRARO	1	0	0	0	2-	0	0	0	0	0	0	1	.0
JAY HENDERSON	1	0	0	0		7	0	0	0	0	0	2	.0
CAMERON MANN	1	0	0	0		0	0	0	0	0	0	2	.0
MARQUIS MATHIEU	1	0	0	0		0	0	0	0	0	0	0	.0
ERIC NICKULAS	1	0	0	0		0	0	0	0	0	0	2	.0
BRIAN ROLSTON	1	0	0	0	1-	0	0	0	0	0	0	3	.0
JASON ALLISON	2	0	0	0	1-	0	0	0	0	0	0	3	.0
MIKKO ELORANTA	2	0	0	0		6	0	0	0	0	0	2	.0
MARTY MCSORLEY	2	0	0	0		0	0	0	0	0	0	1	.0
JOE MURPHY	2	0	0	0		2	0	0	0	0	0	8	.0
SEAN PRONGER	2	0	0	0	2-	0	0	0	0	0	0	1	.0
BRANDON SMITH	2	0	0	0		2	0	0	0	0	0	3	.0
DAVE ANDREYCHUK	3	0	0	0	1-	2	0	0	0	0	0	10	.0
ANDRE SAVAGE	3	0	0	0		2	0	0	0	0	0	5	.0
LANDON WILSON	3	0	0	0		0	0	0	0	0	0	5	.0
KEN BELANGER	4	0	0	0	1-	16	0	0	0	0	0	0	.0
RAY BOURQUE	4	0	0	0	1	0	0	0	0	0	0	11	.0
ANSON CARTER	4	0	0	0	1-	0	0	0	0	0	0	5	.0
DON SWEENEY	4	0	0	0	1	4	0	0	0	0	0	6	.0

Power-play: 1-24 4.2%
Penalty killing: 16-19 84.2%

Goaltending

SABRES	GP	MIN	GA	Avg	EN	SO	W	L	T	Shots	Save%
MARTIN BIRON	4	244	6	1.5	0	1	1	2	1	120	.950
DOMINIK HASEK	1	62	1	1.0	0	0	1	0	0	28	.964

BRUINS	GP	MIN	GA	Avg	EN	SO	W	L	T	Shots	Save%
JOHN GRAHAME	2	122	2	1.0	0	1	1	1	0	43	.953
BYRON DAFOE	3	155	4	1.5	0	2	1	1	1	68	.941
ROBBIE TALLAS	1	30	2	4.0	0	0	0	0	0	15	.867

CALGARY FLAMES VS. BUFFALO SABRES

Summary: Won- 2 Lost- 0 Tied- 0

	Score			Attend.	Goaltenders	W/T Goal
At BUFFALO						
March 23, 2000	SABRES 4	FLAMES 2		18,690	HASEK/ BRATHWAITE	JAY MCKEE
At CALGARY						
March 18, 2000	SABRES 5	FLAMES 1		16,466	HASEK/ FUHR	DIXON WARD

Goals by Period:	1st	2nd	3rd	OT	Total
SABRES	1	3	5	0	9
FLAMES	1	0	2	0	3

Shots by Period:	1st	2nd	3rd	OT	Total
SABRES	12	19	17	0	48
FLAMES	20	12	21	0	53

Individual Scoring

SABRES	GP	G	A	TP	+/-	PM	PP	SH	GW	GT	EN	S	Pctg
MIROSLAV SATAN	2	2	1	3		0	1	0	0	0	0	8	25.0
MAXIM AFINOGENOV	2	1	2	3	1	0	1	0	0	0	0	2	50.0
VACLAV VARADA	2	2	0	2	2	2	0	0	0	0	0	5	40.0
STU BARNES	2	0	2	2	2	0	0	0	0	0	0	2	.0
DOUG GILMOUR	2	0	2	2		2	0	0	0	0	0	0	.0
CHRIS GRATTON	2	0	2	2	2	9	0	0	0	0	0	5	.0
VLADIMIR TSYPLAKOV	2	0	2	2	2	0	0	0	0	0	0	2	.0
CURTIS BROWN	2	1	0	1		0	0	0	0	0	0	5	20.0
JAY MCKEE	2	1	0	1	1	4	0	0	1	0	0	3	33.3
GEOFF SANDERSON	2	1	0	1	2	0	0	0	0	0	0	1	100.0
DIXON WARD	2	1	0	1	1-	2	1	0	1	0	0	3	33.3
JASON HOLLAND	1	0	1	1	2	0	0	0	0	0	0	0	.0
DOMINIK HASEK	2	0	1	1		0	0	0	0	0	0	0	.0
JASON WOOLLEY	2	0	1	1	2	2	0	0	0	0	0	4	.0
MICHAEL PECA	1	0	0	0	1-	2	0	0	0	0	0	0	.0
ERIK RASMUSSEN	1	0	0	0		0	0	0	0	0	0	1	.0
ALEXEI ZHITNIK	1	0	0	0	1	0	0	0	0	0	0	1	.0
JAMES PATRICK	2	0	0	0	1-	0	0	0	0	0	0	3	.0
ROB RAY	2	0	0	0		0	0	0	0	0	0	0	.0
RICHARD SMEHLIK	2	0	0	0		0	0	0	0	0	0	2	.0
RHETT WARRENER	2	0	0	0	1	2	0	0	0	0	0	1	.0

Power-play: 3- 9 33.3%
Penalty killing: 6- 6 100.0%

FLAMES	GP	G	A	TP	+/-	PM	PP	SH	GW	GT	EN	S	Pctg
MARC BUREAU	2	1	0	1		0	0	0	0	0	0	1	100.0
JEFF COWAN	2	1	0	1	1-	7	0	0	0	0	0	6	16.7
JEFF SHANTZ	2	1	0	1	1-	0	0	0	0	0	0	4	25.0
JAROME IGINLA	1	0	1	1	1-	0	0	0	0	0	0	3	.0
MARTIN ST. LOUIS	1	0	1	1		0	0	0	0	0	0	1	.0
VALERI BURE	2	0	1	1	1-	2	0	0	0	0	0	8	.0
SERGEI KRIVOKRASOV	2	0	1	1		0	0	0	0	0	0	6	.0
ANDREI NAZAROV	2	0	1	1		2	0	0	0	0	0	0	.0
JASON WIEMER	2	0	1	1	3-	8	0	0	0	0	0	4	.0
STEVE BEGIN	1	0	0	0		0	0	0	0	0	0	0	.0
ERIC CHARRON	1	0	0	0		0	0	0	0	0	0	0	.0
BOBBY DOLLAS	1	0	0	0		0	0	0	0	0	0	1	.0
PHIL HOUSLEY	1	0	0	0	1-	2	0	0	0	0	0	2	.0
BILL LINDSAY	1	0	0	0	2-	2	0	0	0	0	0	2	.0
CHRIS CLARK	2	0	0	0		0	0	0	0	0	0	1	.0
DEREK MORRIS	2	0	0	0	2-	0	0	0	0	0	0	8	.0
ROBYN REGEHR	2	0	0	0		4	0	0	0	0	0	3	.0
MARC SAVARD	2	0	0	0		2	0	0	0	0	0	2	.0
DARRYL SHANNON	2	0	0	0	1-	0	0	0	0	0	0	1	.0
BRAD WERENKA	2	0	0	0	1-	2	0	0	0	0	0	0	.0
CLARKE WILM	2	0	0	0	1-	0	0	0	0	0	0	0	.0

Power-play: 0- 6 0%
Penalty killing: 6- 9 66.7%

Goaltending

SABRES	GP	MIN	GA	Avg	EN	SO	W	L	T	Shots	Save%
DOMINIK HASEK	2	120	3	1.5	0	0	2	0	0	53	.943

FLAMES	GP	MIN	GA	Avg	EN	SO	W	L	T	Shots	Save%
GRANT FUHR	1	60	5	5.0	0	0	0	1	0	21	.762
FRED BRATHWAITE	1	59	4	4.1	0	0	0	1	0	27	.852

CAROLINA HURRICANES VS. BUFFALO SABRES

Summary: Won- 2 Lost- 2 Tied- 0

	Score			Attend.	Goaltenders	W/T Goal
At BUFFALO						
Oct. 22, 1999	SABRES 7	HURRICANES 3		15,434	BIRON/ IRBE, FICHAUD	ERIK RASMUSSEN
March 31, 2000	SABRES 1	HURRICANES 3		18,690	HASEK/ IRBE	PAUL COFFEY
At CAROLINA						
Jan. 22, 2000	SABRES 1	HURRICANES 4		16,345	BIRON/ IRBE	SAMI KAPANEN
March 27, 2000	SABRES 5	HURRICANES 1		15,395	HASEK/ IRBE	CURTIS BROWN

Goals by Period:	1st	2nd	3rd	OT	Total
SABRES	4	5	5	0	14
HURRICANES	1	5	5	0	11

Shots by Period:	1st	2nd	3rd	OT	Total
SABRES	34	35	28	0	97
HURRICANES	35	31	30	0	96

Individual Scoring

SABRES	GP	G	A	TP	+/-	PM	PP	SH	GW	GT	EN	S	Pctg
MIROSLAV SATAN	4	2	3	5	5	2	0	0	0	0	0	13	15.4
DOUG GILMOUR	2	1	3	4	2	2	0	0	0	0	0	2	50.0
MICHAEL PECA	2	2	1	3	1	2	0	0	0	0	0	11	18.2
CURTIS BROWN	4	2	1	3	5	4	0	0	1	0	0	6	33.3
ERIK RASMUSSEN	4	2	1	3	4	2	0	0	1	0	0	6	33.3
STU BARNES	4	0	3	3	2	0	0	0	0	0	0	7	.0
GEOFF SANDERSON	4	2	0	2	2	2	1	0	0	0	0	8	25.0
VLADIMIR TSYPLAKOV	2	1	1	2	1	4	0	0	0	0	0	3	33.3
VACLAV VARADA	3	1	1	2	1-	4	0	0	0	0	0	5	20.0
MICHAL GROSEK	2	0	2	2	1	2	0	0	0	0	0	1	.0
JAMES PATRICK	4	0	2	2		2	0	0	0	0	0	1	.0
JAY MCKEE	4	1	0	1	2	2	0	0	0	0	0	4	25.0
BRIAN CAMPBELL	1	0	1	1	1	2	0	0	0	0	0	0	.0
RICHARD SMEHLIK	4	0	1	1	6	2	0	0	0	0	0	5	.0
DIXON WARD	4	0	1	1	1	2	0	0	0	0	0	2	.0
RHETT WARRENER	4	0	1	1	2	2	0	0	0	0	0	4	.0
ALEXEI ZHITNIK	4	0	1	1	4	2	0	0	0	0	0	4	.0
DENIS HAMEL	1	0	0	0		0	0	0	0	0	0	0	.0
BRIAN HOLZINGER	1	0	0	0		0	0	0	0	0	0	1	.0
DOMENIC PITTIS	1	0	0	0		0	0	0	0	0	0	0	.0
CHRIS TAYLOR	1	0	0	0	1-	0	0	0	0	0	0	2	.0
CHRIS GRATTON	2	0	0	0	1	4	0	0	0	0	0	4	.0
MAXIM AFINOGENOV	3	0	0	0	1-	0	0	0	0	0	0	4	.0
ROB RAY	3	0	0	0	1	4	0	0	0	0	0	1	.0
JASON WOOLLEY	4	0	0	0	1	2	0	0	0	0	0	3	.0

Power-play: 1-12 8.3%
Penalty killing: 16-22 72.7%

HURRICANES	GP	G	A	TP	+/-	PM	PP	SH	GW	GT	EN	S	Pctg
RON FRANCIS	4	1	4	5	1-	0	1	0	0	0	0	11	9.1
GARY ROBERTS	4	4	0	4	3-	0	3	0	0	0	0	12	33.3
SAMI KAPANEN	3	3	1	4	1-	0	1	0	1	0	0	10	30.0
ANDREI KOVALENKO	4	0	3	3	4-	4	0	0	0	0	0	9	.0
ROBERT KRON	4	0	3	3	3-	0	0	0	0	0	0	4	.0
PAUL COFFEY	3	1	1	2	2-	2	1	0	1	0	0	5	20.0
SEAN HILL	3	1	1	2	1-	2	0	0	0	0	1	8	12.5
BATES BATTAGLIA	3	0	2	2		0	0	0	0	0	0	4	.0
PAUL RANHEIM	3	1	0	1	1	2	0	0	0	0	0	2	50.0
STEVEN HALKO	3	0	1	1	2-	0	0	0	0	0	0	3	.0
MARTIN GELINAS	4	0	1	1	5-	12	0	0	0	0	0	6	.0
MAREK MALIK	4	0	1	1		0	0	0	0	0	0	4	.0
JEFF O'NEILL	4	0	1	1	2-	0	0	0	0	0	0	4	.0
DAVE KARPA	1	0	0	0		2	0	0	0	0	0	1	.0
ROD BRIND'AMOUR	2	0	0	0	2-	0	0	0	0	0	0	1	.0
CURTIS LESCHYSHYN	2	0	0	0	4-	0	0	0	0	0	0	0	.0
KENT MANDERVILLE	2	0	0	0		0	0	0	0	0	0	2	.0
SANDY MCCARTHY	2	0	0	0	1-	2	0	0	0	0	0	0	.0
DAVID TANABE	2	0	0	0	2-	2	0	0	0	0	0	0	.0
NOLAN PRATT	3	0	0	0	1-	6	0	0	0	0	0	2	.0
JEFF DANIELS	4	0	0	0	1-	0	0	0	0	0	0	3	.0
ARTURS IRBE	4	0	0	0		2	0	0	0	0	0	0	.0
GLEN WESLEY	4	0	0	0	4-	2	0	0	0	0	0	5	.0
TOMMY WESTLUND	4	0	0	0	2-	2	0	0	0	0	0	0	.0

Power-play: 6-22 27.3%
Penalty killing: 11-12 91.7%

Goaltending

SABRES	GP	MIN	GA	Avg	EN	SO	W	L	T	Shots	Save%
MARTIN BIRON	2	120	7	3.5	0	0	1	1	0	37	.811
DOMINIK HASEK	2	119	3	1.5	1	0	1	1	0	58	.948

HURRICANES	GP	MIN	GA	Avg	EN	SO	W	L	T	Shots	Save%
ARTURS IRBE	4	200	10	3.0	0	0	2	1	0	82	.878
ERIC FICHAUD	1	40	4	6.0	0	0	0	1	0	15	.733

CHICAGO BLACKHAWKS VS. BUFFALO SABRES

Summary: Won- 2 Lost- 0 Tied- 0

	Score			Attend.	Goaltenders	W/T Goal
At BUFFALO Dec. 10, 1999	SABRES 2	BLACKHAWKS 1		17,301	BIRON/ PASSMORE	MAXIM AFINOGENOV
At CHICAGO Nov. 4, 1999	SABRES 5	BLACKHAWKS 4		15,696	BIRON/ PASSMORE, THIBAULT	CURTIS BROWN

Goals by Period:	1st	2nd	3rd	OT	Total
SABRES	3	0	3	1	7
BLACKHAWKS	2	2	1	0	5

Shots by Period:	1st	2nd	3rd	OT	Total
SABRES	15	18	14	1	48
BLACKHAWKS	13	20	15	0	48

Individual Scoring

SABRES	GP	G	A	TP	+/-	PM	PP	SH	GW	GT	EN	S	Pctg
CURTIS BROWN	2	1	3	4	5	0	0	0	1	0	0	2	50.0
MIROSLAV SATAN	2	3	0	3	2	0	0	0	0	0	0	11	27.3
DIXON WARD	2	0	2	2	1	2	0	0	0	0	0	0	.0
MAXIM AFINOGENOV	1	1	0	1		0	0	0	1	0	0	5	20.0
STU BARNES	2	1	0	1	1-	0	0	0	0	0	0	3	33.3
MICHAEL PECA	2	1	0	1	1	2	0	0	0	0	0	1	100.0
BRIAN HOLZINGER	1	0	1	1		0	0	0	0	0	0	1	.0
MICHAL GROSEK	2	0	1	1	1	0	0	0	0	0	0	6	.0
JAY MCKEE	2	0	1	1	2	0	0	0	0	0	0	3	.0
JAMES PATRICK	2	0	1	1	1	0	0	0	0	0	0	1	.0
GEOFF SANDERSON	2	0	1	1	1	0	0	0	0	0	0	0	.0
MIKE HURLBUT	1	0	0	0	1	2	0	0	0	0	0	1	.0
RICHARD SMEHLIK	1	0	0	0		0	0	0	0	0	0	0	.0
RHETT WARRENER	1	0	0	0		5	0	0	0	0	0	1	.0
JASON WOOLLEY	1	0	0	0		0	0	0	0	0	0	1	.0
MARTIN BIRON	2	0	0	0		2	0	0	0	0	0	0	.0
PAUL KRUSE	2	0	0	0		20	0	0	0	0	0	1	.0
WAYNE PRIMEAU	2	0	0	0	1-	2	0	0	0	0	0	4	.0
ROB RAY	2	0	0	0		2	0	0	0	0	0	0	.0
CORY SARICH	2	0	0	0	3	2	0	0	0	0	0	2	.0
VACLAV VARADA	2	0	0	0	1	2	0	0	0	0	0	2	.0
ALEXEI ZHITNIK	2	0	0	0	1	0	0	0	0	0	0	3	.0

Power-play: 0- 9 0%
Penalty killing: 7- 9 77.8%

BLACKHAWKS	GP	G	A	TP	+/-	PM	PP	SH	GW	GT	EN	S	Pctg
BLAIR ATCHEYNUM	2	2	1	3	2	2	0	0	0	0	0	6	33.3
DEAN MCAMMOND	1	1	1	2	1	0	0	0	0	0	0	3	33.3
JEAN-YVES LEROUX	1	0	2	2		0	0	0	0	0	0	0	.0
TONY AMONTE	2	1	0	1	1-	0	1	0	0	0	0	6	16.7
ERIC DAZE	2	1	0	1	2-	0	1	0	0	0	0	6	16.7
BRYAN MUIR	1	0	1	1	3-	2	0	0	0	0	0	1	.0
BRAD BROWN	2	0	1	1	1	0	0	0	0	0	0	0	.0
ANDERS ERIKSSON	2	0	1	1	3-	0	0	0	0	0	0	3	.0
DOUG GILMOUR	2	0	1	1	3-	0	0	0	0	0	0	4	.0
BRYAN MCCABE	2	0	1	1	2-	0	0	0	0	0	0	5	.0
JAMIE ALLISON	1	0	0	0		17	0	0	0	0	0	0	.0
WENDEL CLARK	1	0	0	0		5	0	0	0	0	0	2	.0
SYLVAIN COTE	1	0	0	0	1-	0	0	0	0	0	0	1	.0
CHRIS HERPERGER	1	0	0	0		0	0	0	0	0	0	0	.0
DAVE MANSON	1	0	0	0		0	0	0	0	0	0	1	.0
BORIS MIRONOV	1	0	0	0		4	0	0	0	0	0	1	.0
MICHAEL NYLANDER	1	0	0	0	1-	2	0	0	0	0	0	1	.0
JEAN-PIERRE DUMONT	2	0	0	0	1-	0	0	0	0	0	0	0	.0
JOSEF MARHA	2	0	0	0		2	0	0	0	0	0	0	.0
BOB PROBERT	2	0	0	0	1-	0	0	0	0	0	0	1	.0
STEVE SULLIVAN	2	0	0	0	3-	2	0	0	0	0	0	5	.0
ALEXEI ZHAMNOV	2	0	0	0	1-	0	0	0	0	0	0	2	.0
DOUG ZMOLEK	2	0	0	0		2	0	0	0	0	0	0	.0

Power-play: 2- 9 22.2%
Penalty killing: 9- 9 100.0%

Goaltending

SABRES	GP	MIN	GA	Avg	EN	SO	W	L	T	Shots	Save%
MARTIN BIRON	2	121	5	2.5	0	0	2	0	0	48	.896

BLACKHAWKS	GP	MIN	GA	Avg	EN	SO	W	L	T	Shots	Save%
STEVE PASSMORE	2	102	4	2.4	0	0	0	2	0	43	.907
JOCELYN THIBAULT	1	18	3	10.0	0	0	0	0	0	5	.400

COLORADO AVALANCHE VS. BUFFALO SABRES

Summary: Won- 2 Lost- 0 Tied- 0

	Score			Attend.	Goaltenders	W/T Goal
At BUFFALO Dec. 23, 1999	SABRES 2	AVALANCHE 1		18,690	BIRON/ ROY	GEOFF SANDERSON
At COLORADO Feb. 8, 2000	SABRES 2	AVALANCHE 0		18,007	HASEK/ ROY	MIROSLAV SATAN

Goals by Period:	1st	2nd	3rd	OT	Total
SABRES	1	2	1	0	4
AVALANCHE	0	0	1	0	1

Shots by Period:	1st	2nd	3rd	OT	Total
SABRES	17	11	22	0	50
AVALANCHE	12	16	19	0	47

Individual Scoring

SABRES	GP	G	A	TP	+/-	PM	PP	SH	GW	GT	EN	S	Pctg
MIROSLAV SATAN	2	2	1	3	2	0	0	1	1	0	0	9	22.2
GEOFF SANDERSON	1	1	0	1	1	0	0	0	1	0	0	4	25.0
DIXON WARD	2	1	0	1	1	0	0	0	0	0	0	4	25.0
MAXIM AFINOGENOV	2	0	1	1	1	0	0	0	0	0	0	3	.0
CURTIS BROWN	2	0	1	1	1	0	0	0	0	0	0	5	.0
MICHAL GROSEK	2	0	1	1		0	0	0	0	0	0	2	.0
RHETT WARRENER	2	0	1	1	1	0	0	0	0	0	0	1	.0
BRIAN CAMPBELL	1	0	0	0		0	0	0	0	0	0	0	.0
ERIK RASMUSSEN	1	0	0	0		0	0	0	0	0	0	2	.0
CORY SARICH	1	0	0	0		0	0	0	0	0	0	0	.0
RICHARD SMEHLIK	1	0	0	0	1	0	0	0	0	0	0	0	.0
VLADIMIR TSYPLAKOV	1	0	0	0		0	0	0	0	0	0	2	.0
STU BARNES	2	0	0	0		2	0	0	0	0	0	2	.0
BRIAN HOLZINGER	2	0	0	0	1	0	0	0	0	0	0	0	.0
JAY MCKEE	2	0	0	0	2	6	0	0	0	0	0	1	.0
JAMES PATRICK	2	0	0	0	1	0	0	0	0	0	0	1	.0
MICHAEL PECA	2	0	0	0	1	0	0	0	0	0	0	2	.0
ROB RAY	2	0	0	0		5	0	0	0	0	0	0	.0
VACLAV VARADA	2	0	0	0		2	0	0	0	0	0	6	.0
JASON WOOLLEY	2	0	0	0		0	0	0	0	0	0	1	.0
ALEXEI ZHITNIK	2	0	0	0	1	4	0	0	0	0	0	5	.0

Power-play: 0-10 0%
Penalty killing: 7- 7 100.0%

AVALANCHE	GP	G	A	TP	+/-	PM	PP	SH	GW	GT	EN	S	Pctg
ADAM DEADMARSH	2	1	0	1		0	0	0	0	0	0	3	33.3
PETER FORSBERG	1	0	1	1	1	2	0	0	0	0	0	4	.0
BRIAN ROLSTON	2	0	1	1		0	0	0	0	0	0	2	.0
SAMI HELENIUS	1	0	0	0		0	0	0	0	0	0	0	.0
AARON MILLER	1	0	0	0	1-	4	0	0	0	0	0	1	.0
JEFF ODGERS	1	0	0	0		5	0	0	0	0	0	0	.0
DAVE REID	1	0	0	0	1-	0	0	0	0	0	0	2	.0
JOE SAKIC	1	0	0	0	2-	2	0	0	0	0	0	4	.0
GREG DE VRIES	2	0	0	0	1-	2	0	0	0	0	0	0	.0
CHRIS DINGMAN	2	0	0	0		0	0	0	0	0	0	4	.0
CHRIS DRURY	2	0	0	0	1-	0	0	0	0	0	0	3	.0
ADAM FOOTE	2	0	0	0		6	0	0	0	0	0	4	.0
ALEXEI GUSAROV	2	0	0	0	1-	2	0	0	0	0	0	0	.0
MILAN HEJDUK	2	0	0	0	3-	0	0	0	0	0	0	2	.0
JON KLEMM	2	0	0	0		0	0	0	0	0	0	2	.0
ERIC MESSIER	2	0	0	0	1-	0	0	0	0	0	0	0	.0
SANDIS OZOLINSH	2	0	0	0	2-	0	0	0	0	0	0	8	.0
SHJON PODEIN	2	0	0	0	1-	0	0	0	0	0	0	1	.0
PATRICK ROY	2	0	0	0		2	0	0	0	0	0	0	.0
MARTIN SKOULA	2	0	0	0		0	0	0	0	0	0	4	.0
ALEX TANGUAY	2	0	0	0	1-	0	0	0	0	0	0	2	.0
STEPHANE YELLE	2	0	0	0	1-	0	0	0	0	0	0	1	.0

Power-play: 0- 7 0%
Penalty killing: 10-10 100.0%

Goaltending

SABRES	GP	MIN	GA	Avg	EN	SO	W	L	T	Shots	Save%
MARTIN BIRON	1	60	1	1.0	0	0	1	0	0	23	.957
DOMINIK HASEK	1	60	0	0	0	1	1	0	0	24	1.000

AVALANCHE	GP	MIN	GA	Avg	EN	SO	W	L	T	Shots	Save%
PATRICK ROY	2	118	4	2.0	0	0	0	2	0	50	.920

DALLAS STARS VS. BUFFALO SABRES

Summary: Won- 1 Lost- 0 Tied- 0

At DALLAS	Score			Attend.	Goaltenders	W/T Goal
Nov. 3, 1999	SABRES 3	STARS 1		17,001	BIRON/ BELFOUR	JASON WOOLLEY

Goals by Period:	1st	2nd	3rd	OT	Total
SABRES	1	1	1	0	3
STARS	1	0	0	0	1

Shots by Period:	1st	2nd	3rd	OT	Total
SABRES	9	9	6	0	24
STARS	6	6	7	0	19

Individual Scoring

SABRES	GP	G	A	TP	+/-	PM	PP	SH	GW	GT	EN	S	Pctg
JASON WOOLLEY	1	1	1	2	1	2	0	0	1	0	0	1	100.0
MICHAEL PECA	1	0	2	2	1	2	0	0	0	0	0	3	.0
MICHAL GROSEK	1	1	0	1		0	1	0	0	0	0	1	100.0
DIXON WARD	1	1	0	1	2	0	0	1	0	0	0	3	33.3
CURTIS BROWN	1	0	1	1		0	0	0	0	0	0	1	.0
VACLAV VARADA	1	0	1	1		0	0	0	0	0	0	2	.0
STU BARNES	1	0	0	0		0	0	0	0	0	0	3	.0
MARTIN BIRON	1	0	0	0		2	0	0	0	0	0	0	.0
BRIAN HOLZINGER	1	0	0	0		2	0	0	0	0	0	0	.0
JAY MCKEE	1	0	0	0		2	0	0	0	0	0	2	.0
JAMES PATRICK	1	0	0	0	1	0	0	0	0	0	0	1	.0
WAYNE PRIMEAU	1	0	0	0		0	0	0	0	0	0	1	.0
ERIK RASMUSSEN	1	0	0	0	1-	0	0	0	0	0	0	0	.0
ROB RAY	1	0	0	0		2	0	0	0	0	0	0	.0
GEOFF SANDERSON	1	0	0	0		0	0	0	0	0	0	0	.0
CORY SARICH	1	0	0	0		0	0	0	0	0	0	2	.0
MIROSLAV SATAN	1	0	0	0		0	0	0	0	0	0	2	.0
RICHARD SMEHLIK	1	0	0	0		0	0	0	0	0	0	0	.0
ALEXEI ZHITNIK	1	0	0	0		2	0	0	0	0	0	2	.0

Power-play: 1- 3 33.3%
Penalty killing: 4- 4 100.0%

STARS	GP	G	A	TP	+/-	PM	PP	SH	GW	GT	EN	S	Pctg
MIKE KEANE	1	1	0	1	1	0	0	0	0	0	0	2	50.0
JOE NIEUWENDYK	1	0	1	1		4	0	0	0	0	0	1	.0
SERGEI ZUBOV	1	0	1	1		0	0	0	0	0	0	3	.0
KEITH ALDRIDGE	1	0	0	0		0	0	0	0	0	0	2	.0
GUY CARBONNEAU	1	0	0	0		0	0	0	0	0	0	1	.0
AARON GAVEY	1	0	0	0		0	0	0	0	0	0	2	.0
DERIAN HATCHER	1	0	0	0	1-	2	0	0	0	0	0	1	.0
BRETT HULL	1	0	0	0		2	0	0	0	0	0	2	.0
JAMIE LANGENBRUNNER	1	0	0	0		4	0	0	0	0	0	0	.0
WARREN LUHNING	1	0	0	0	1-	0	0	0	0	0	0	0	.0
BRAD LUKOWICH	1	0	0	0		0	0	0	0	0	0	0	.0
RICHARD MATVICHUK	1	0	0	0	1-	0	0	0	0	0	0	1	.0
MIKE MODANO	1	0	0	0	1-	0	0	0	0	0	0	2	.0
CHRIS MURRAY	1	0	0	0	1-	0	0	0	0	0	0	1	.0
DEREK PLANTE	1	0	0	0	1-	0	0	0	0	0	0	0	.0
JAMIE PUSHOR	1	0	0	0		0	0	0	0	0	0	0	.0
BLAKE SLOAN	1	0	0	0		0	0	0	0	0	0	0	.0
DARRYL SYDOR	1	0	0	0		0	0	0	0	0	0	1	.0

Power-play: 0- 4 0%
Penalty killing: 2- 3 66.7%

Goaltending

SABRES	GP	MIN	GA	Avg	EN	SO	W	L	T	Shots	Save%
MARTIN BIRON	1	60	1	1.0	0	0	1	0	0	19	.947

STARS	GP	MIN	GA	Avg	EN	SO	W	L	T	Shots	Save%
ED BELFOUR	1	60	3	3.0	0	0	0	1	0	24	.875

DETROIT RED WINGS VS. BUFFALO SABRES

Summary: Won- 0 Lost- 2 Tied- 0

At BUFFALO	Score			Attend.	Goaltenders	W/T Goal
Dec. 28, 1999	SABRES 2	RED WINGS 7		18,690	ROLOSON, BIRON/ WREGGET	NICKLAS LIDSTROM
At DETROIT	Score			Attend.	Goaltenders	W/T Goal
Oct. 2, 1999	SABRES 0	RED WINGS 2		19,983	HASEK/ OSGOOD	KRIS DRAPER

Goals by Period:	1st	2nd	3rd	OT	Total
SABRES	0	0	2	0	2
RED WINGS	2	7	0	0	9

Shots by Period:	1st	2nd	3rd	OT	Total
SABRES	16	20	20	0	56
RED WINGS	25	21	25	0	71

Individual Scoring

SABRES	GP	G	A	TP	+/-	PM	PP	SH	GW	GT	EN	S	Pctg
MIROSLAV SATAN	1	1	0	1	2-	0	0	0	0	0	0	1	100.0
DIXON WARD	2	1	0	1	1	0	0	0	0	0	0	6	16.7
BRIAN CAMPBELL	2	0	1	1	1-	2	0	0	0	0	0	3	.0
WAYNE PRIMEAU	2	0	1	1	1-	0	0	0	0	0	0	5	.0
ROB RAY	2	0	1	1		0	0	0	0	0	0	0	.0
GEOFF SANDERSON	2	0	1	1	3-	0	0	0	0	0	0	4	.0
MAXIM AFINOGENOV	1	0	0	0	1-	0	0	0	0	0	0	2	.0
CURTIS BROWN	1	0	0	0	2-	0	0	0	0	0	0	1	.0
J-LUC GRAND-PIERRE	1	0	0	0	1-	0	0	0	0	0	0	0	.0
MICHAL GROSEK	1	0	0	0	1-	2	0	0	0	0	0	3	.0
JASON HOLLAND	1	0	0	0		0	0	0	0	0	0	1	.0
JAY MCKEE	1	0	0	0	3-	2	0	0	0	0	0	2	.0
DAVID MORAVEC	1	0	0	0	1-	0	0	0	0	0	0	2	.0
DOMENIC PITTIS	1	0	0	0	1-	0	0	0	0	0	0	0	.0
CORY SARICH	1	0	0	0	2-	0	0	0	0	0	0	3	.0
RICHARD SMEHLIK	1	0	0	0	1-	0	0	0	0	0	0	1	.0
RHETT WARRENER	1	0	0	0		0	0	0	0	0	0	3	.0
JASON WOOLLEY	1	0	0	0	1-	4	0	0	0	0	0	1	.0
ALEXEI ZHITNIK	1	0	0	0	2-	0	0	0	0	0	0	3	.0
STU BARNES	2	0	0	0	3-	2	0	0	0	0	0	2	.0
BRIAN HOLZINGER	2	0	0	0	1-	0	0	0	0	0	0	4	.0
JAMES PATRICK	2	0	0	0	3-	0	0	0	0	0	0	2	.0
MICHAEL PECA	2	0	0	0	2-	0	0	0	0	0	0	2	.0
ERIK RASMUSSEN	2	0	0	0	2-	0	0	0	0	0	0	3	.0
VACLAV VARADA	2	0	0	0	2-	6	0	0	0	0	0	2	.0

Power-play: 0- 5 0%
Penalty killing: 8- 8 100.0%

RED WINGS	GP	G	A	TP	+/-	PM	PP	SH	GW	GT	EN	S	Pctg
TOMAS HOLMSTROM	2	2	2	4	4	0	0	0	0	0	0	6	33.3
IGOR LARIONOV	2	1	2	3	3	2	0	0	0	0	0	4	25.0
PAT VERBEEK	1	2	0	2	2	0	0	0	0	0	0	3	66.7
NICKLAS LIDSTROM	2	1	1	2	3	0	0	0	1	0	0	5	20.0
CHRIS CHELIOS	2	0	2	2	4	2	0	0	0	0	0	4	.0
SERGEI FEDOROV	2	0	2	2	3	2	0	0	0	0	0	8	.0
STEVE YZERMAN	2	0	2	2	2	0	0	0	0	0	0	0	.0
KRIS DRAPER	1	1	0	1	1	0	0	0	1	0	0	3	33.3
DOUG BROWN	2	1	0	1	2	0	0	0	0	0	0	7	14.3
AARON WARD	2	1	0	1		0	0	0	0	0	0	2	50.0
DARRYL LAPLANTE	1	0	1	1	1-	0	0	0	0	0	0	0	.0
YURI BUTSAYEV	2	0	1	1		0	0	0	0	0	0	0	.0
STEVE DUCHESNE	2	0	1	1	4	0	0	0	0	0	0	5	.0
MARTIN LAPOINTE	2	0	1	1	3	0	0	0	0	0	0	5	.0
LARRY MURPHY	2	0	1	1	3	0	0	0	0	0	0	4	.0
BRENDAN SHANAHAN	2	0	1	1	2	4	0	0	0	0	0	4	.0
VYACHESLAV KOZLOV	1	0	0	0		2	0	0	0	0	0	3	.0
KIRK MALTBY	1	0	0	0		0	0	0	0	0	0	3	.0
MATHIEU DANDENAULT	2	0	0	0		0	0	0	0	0	0	2	.0
STACY ROEST	2	0	0	0		0	0	0	0	0	0	3	.0

Power-play: 0- 8 0%
Penalty killing: 5- 5 100.0%

Goaltending

SABRES	GP	MIN	GA	Avg	EN	SO	W	L	T	Shots	Save%
DOMINIK HASEK	1	60	2	2.0	0	0	0	1	0	44	.955
DWAYNE ROLOSON	1	53	4	4.5	0	0	0	1	0	22	.818
MARTIN BIRON	1	7	3	25.7	0	0	0	0	0	5	.400

RED WINGS	GP	MIN	GA	Avg	EN	SO	W	L	T	Shots	Save%
CHRIS OSGOOD	1	60	0	.0	0	1	1	0	0	22	1.000
KEN WREGGET	1	60	2	2.0	0	0	1	0	0	34	.941

EDMONTON OILERS VS. BUFFALO SABRES

Summary: Won- 0 Lost- 0 Tied- 1

At BUFFALO	Score		Attend.	Goaltenders	W/T Goal
Feb. 13, 2000	SABRES 2	OILERS 2	18,690	HASEK/ SALO	RYAN SMYTH

Goals by Period:	1st	2nd	3rd	OT	Total
SABRES	1	0	1	0	2
OILERS	1	0	1	0	2

Shots by Period:	1st	2nd	3rd	OT	Total
SABRES	12	8	3	3	26
OILERS	13	6	6	3	28

Individual Scoring

SABRES	GP	G	A	TP	+/-	PM	PP	SH	GW	GT	EN	S	Pctg
MICHAEL PECA	1	1	0	1	1	0	0	0	0	0	0	4	25.0
GEOFF SANDERSON	1	1	0	1		0	0	0	0	0	0	5	20.0
ERIK RASMUSSEN	1	0	1	1	1	0	0	0	0	0	0	1	.0
VLADIMIR TSYPLAKOV	1	0	1	1	1	0	0	0	0	0	0	1	.0
VACLAV VARADA	1	0	1	1	1	0	0	0	0	0	0	1	.0
MAXIM AFINOGENOV	1	0	0	0	1-	15	0	0	0	0	0	1	.0
STU BARNES	1	0	0	0		0	0	0	0	0	0	1	.0
BRIAN HOLZINGER	1	0	0	0	2-	4	0	0	0	0	0	0	.0
JAY MCKEE	1	0	0	0	1-	0	0	0	0	0	0	0	.0
ROB RAY	1	0	0	0		0	0	0	0	0	0	0	.0
CORY SARICH	1	0	0	0		4	0	0	0	0	0	1	.0
MIROSLAV SATAN	1	0	0	0		0	0	0	0	0	0	3	.0
RICHARD SMEHLIK	1	0	0	0		0	0	0	0	0	0	1	.0
DIXON WARD	1	0	0	0	1-	0	0	0	0	0	0	2	.0
RHETT WARRENER	1	0	0	0		0	0	0	0	0	0	2	.0
JASON WOOLLEY	1	0	0	0	1	0	0	0	0	0	0	1	.0
ALEXEI ZHITNIK	1	0	0	0		0	0	0	0	0	0	2	.0

Power-play: 0- 3 0%
Penalty killing: 5- 5 100.0%

OILERS	GP	G	A	TP	+/-	PM	PP	SH	GW	GT	EN	S	Pctg
MIKE GRIER	1	1	0	1	1	0	0	0	0	0	0	4	25.0
RYAN SMYTH	1	1	0	1		0	0	0	0	1	0	2	50.0
BILL GUERIN	1	0	1	1		0	0	0	0	0	0	0	.0
TODD MARCHANT	1	0	1	1	1	2	0	0	0	0	0	2	.0
ETHAN MOREAU	1	0	1	1	1	0	0	0	0	0	0	4	.0
DOUG WEIGHT	1	0	1	1		0	0	0	0	0	0	2	.0
JOSEF BERANEK	1	0	0	0	1-	0	0	0	0	0	0	0	.0
SEAN BROWN	1	0	0	0	1	2	0	0	0	0	0	0	.0
BOYD DEVEREAUX	1	0	0	0		0	0	0	0	0	0	1	.0
JIM DOWD	1	0	0	0		0	0	0	0	0	0	3	.0
ROMAN HAMRLIK	1	0	0	0	1-	0	0	0	0	0	0	2	.0
GEORGES LARAQUE	1	0	0	0		0	0	0	0	0	0	2	.0
REM MURRAY	1	0	0	0	1-	0	0	0	0	0	0	2	.0
JANNE NIINIMAA	1	0	0	0		2	0	0	0	0	0	4	.0
TOM POTI	1	0	0	0		0	0	0	0	0	0	0	.0
BERT ROBERTSSON	1	0	0	0	1-	0	0	0	0	0	0	1	.0
ALEX SELIVANOV	1	0	0	0	1-	0	0	0	0	0	0	0	.0
JASON SMITH	1	0	0	0	1	0	0	0	0	0	0	1	.0

Power-play: 0- 5 0%
Penalty killing: 3- 3 100.0%

Goaltending

SABRES	GP	MIN	GA	Avg	EN	SO	W	L	T	Shots	Save%
DOMINIK HASEK	1	65	2	1.8	0	0	0	0	1	28	.929

OILERS	GP	MIN	GA	Avg	EN	SO	W	L	T	Shots	Save%
TOMMY SALO	1	65	2	1.8	0	0	0	0	1	26	.923

FLORIDA PANTHERS VS. BUFFALO SABRES

Summary: Won- 2 Lost- 2 Tied- 0

At BUFFALO	Score		Attend.	Goaltenders	W/T Goal
Oct. 29, 1999	SABRES 3	PANTHERS 2	17,503	HASEK, BIRON/ KIDD	GEOFF SANDERSON
Dec. 17, 1999	SABRES 2	PANTHERS 4	16,753	BIRON/ SHTALENKOV	PAVEL BURE
At FLORIDA	**Score**		**Attend.**	**Goaltenders**	**W/T Goal**
Nov. 13, 1999	SABRES 1	PANTHERS 3	16,221	ROLOSON/ KIDD	RADEK DVORAK
Feb. 28, 2000	SABRES 5	PANTHERS 2	14,916	HASEK/ VERNON, KIDD	ERIK RASMUSSEN

Goals by Period:	1st	2nd	3rd	OT	Total
SABRES	3	3	4	1	11
PANTHERS	1	6	4	0	11

Shots by Period:	1st	2nd	3rd	OT	Total
SABRES	36	43	51	2	132
PANTHERS	26	35	39	4	104

Individual Scoring

SABRES	GP	G	A	TP	+/-	PM	PP	SH	GW	GT	EN	S	Pctg
STU BARNES	4	4	0	4	3	2	0	1	0	0	0	12	33.3
CURTIS BROWN	4	1	3	4	2	2	0	0	0	0	0	10	10.0
MIROSLAV SATAN	4	1	2	3	2	6	0	0	0	0	0	15	6.7
ALEXEI ZHITNIK	4	1	2	3		8	0	0	0	0	0	10	10.0
VACLAV VARADA	4	0	3	3	1	2	0	0	0	0	0	9	.0
MICHAEL PECA	4	1	1	2	1	0	0	0	0	0	0	7	14.3
GEOFF SANDERSON	4	1	1	2	1	0	0	0	1	0	0	9	11.1
BRIAN HOLZINGER	3	0	2	2		0	0	0	0	0	0	7	.0
ERIK RASMUSSEN	3	1	0	1		2	0	0	1	0	0	6	16.7
RICHARD SMEHLIK	4	1	0	1	2	4	0	0	0	0	0	2	50.0
MAXIM AFINOGENOV	2	0	1	1	3-	0	0	0	0	0	0	5	.0
WAYNE PRIMEAU	3	0	1	1	1	0	0	0	0	0	0	1	.0
JASON WOOLLEY	3	0	1	1	2	2	0	0	0	0	0	3	.0
JAY MCKEE	4	0	1	1	2-	2	0	0	0	0	0	8	.0
J-LUC GRAND-PIERRE	1	0	0	0	1-	0	0	0	0	0	0	1	.0
PAUL KRUSE	1	0	0	0	1-	5	0	0	0	0	0	0	.0
VLADIMIR TSYPLAKOV	1	0	0	0		0	0	0	0	0	0	5	.0
CORY SARICH	2	0	0	0	1-	0	0	0	0	0	0	5	.0
MICHAL GROSEK	3	0	0	0	3-	2	0	0	0	0	0	5	.0
JAMES PATRICK	3	0	0	0	1	0	0	0	0	0	0	3	.0
RHETT WARRENER	3	0	0	0		0	0	0	0	0	0	5	.0
ROB RAY	4	0	0	0	1-	18	0	0	0	0	0	0	.0
DIXON WARD	4	0	0	0	1-	2	0	0	0	0	0	9	.0

Power-play: 0-17 0%
Penalty killing: 18-19 94.7%

PANTHERS	GP	G	A	TP	+/-	PM	PP	SH	GW	GT	EN	S	Pctg
PAVEL BURE	4	5	1	6	1-	0	1	1	1	0	1	27	18.5
RADEK DVORAK	3	2	2	4	4	0	0	0	1	0	0	6	33.3
RAY WHITNEY	4	2	1	3		2	0	0	0	0	0	9	22.2
RYAN JOHNSON	4	0	3	3	3	2	0	0	0	0	0	1	.0
TODD SIMPSON	4	1	1	2	1	2	0	0	0	0	0	5	20.0
OLEG KVASHA	4	0	2	2	1	0	0	0	0	0	0	6	.0
SCOTT MELLANBY	4	0	2	2		8	0	0	0	0	0	3	.0
ROBERT SVEHLA	4	0	2	2	3-	4	0	0	0	0	0	8	.0
BRET HEDICAN	3	1	0	1	2	2	0	0	0	0	0	1	100.0
RAY SHEPPARD	1	0	1	1		0	0	0	0	0	0	1	.0
JAROSLAV SPACEK	4	0	1	1	4-	8	0	0	0	0	0	8	.0
MIKE WILSON	4	0	1	1	1	0	0	0	0	0	0	4	.0
DAN BOYLE	1	0	0	0	2-	2	0	0	0	0	0	0	.0
JOHN JAKOPIN	1	0	0	0	1	0	0	0	0	0	0	0	.0
IVAN NOVOSELTSEV	1	0	0	0		0	0	0	0	0	0	0	.0
CHRIS WELLS	1	0	0	0		0	0	0	0	0	0	0	.0
LANCE PITLICK	3	0	0	0	2	2	0	0	0	0	0	2	.0
CAMERON STEWART	3	0	0	0	2-	2	0	0	0	0	0	3	.0
PETER WORRELL	3	0	0	0	2-	2	0	0	0	0	0	3	.0
VIKTOR KOZLOV	4	0	0	0	1-	0	0	0	0	0	0	7	.0
PAUL LAUS	4	0	0	0		7	0	0	0	0	0	0	.0
ROB NIEDERMAYER	4	0	0	0	2-	0	0	0	0	0	0	1	.0
MARK PARRISH	4	0	0	0	3-	0	0	0	0	0	0	9	.0

Power-play: 1-19 5.3%
Penalty killing: 17-17 100.0%

Goaltending

SABRES	GP	MIN	GA	Avg	EN	SO	W	L	T	Shots	Save%
DOMINIK HASEK	2	119	4	2.0	0	0	1	0	0	53	.925
MARTIN BIRON	2	65	3	2.8	1	0	1	1	0	26	.885
DWAYNE ROLOSON	1	59	3	3.1	0	0	0	1	0	24	.875

PANTHERS	GP	MIN	GA	Avg	EN	SO	W	L	T	Shots	Save%
TREVOR KIDD	3	157	8	3.1	0	0	1	2	0	89	.910
MIKHAIL SHTALENKOV	1	60	2	2.0	0	0	1	0	0	31	.935
MIKE VERNON	1	27	1	2.2	0	0	0	0	0	12	.917

LOS ANGELES KINGS VS. BUFFALO SABRES

Summary: Won- 1 Lost- 1 Tied- 0

At BUFFALO	Score			Attend.	Goaltenders	W/T Goal
Feb. 19, 2000	SABRES	4	KINGS 1	18,690	HASEK/ STORR	VLADIMIR TSYPLAKOV

At LOS ANGELES	Score			Attend.	Goaltenders	W/T Goal
Jan. 18, 2000	SABRES	3	KINGS 5	14,458	ROLOSON, BIRON/ STORR	LUC ROBITAILLE

Goals by Period:	1st	2nd	3rd	OT	Total
SABRES	1	3	3	0	7
KINGS	3	3	0	0	6

Shots by Period:	1st	2nd	3rd	OT	Total
SABRES	18	18	18	0	54
KINGS	22	19	10	0	51

Individual Scoring

SABRES	GP	G	A	TP	+/-	PM	PP	SH	GW	GT	EN	S	Pctg
MICHAEL PECA	2	2	1	3	3	0	0	0	0	0	0	6	33.3
VLADIMIR TSYPLAKOV	1	1	2	3	3	0	0	0	1	0	0	1	100.0
VACLAV VARADA	2	0	3	3	2	0	0	0	0	0	0	2	.0
MICHAL GROSEK	2	1	1	2	1	0	0	0	0	0	0	3	33.3
MIROSLAV SATAN	2	1	1	2		2	0	0	0	0	1	9	11.1
CURTIS BROWN	1	0	2	2		0	0	0	0	0	0	0	.0
MAXIM AFINOGENOV	2	1	0	1	1	0	0	0	0	0	0	4	25.0
GEOFF SANDERSON	2	1	0	1	1-	0	1	0	0	0	0	3	33.3
STU BARNES	2	0	1	1	1-	0	0	0	0	0	0	5	.0
BRIAN HOLZINGER	2	0	1	1		2	0	0	0	0	0	1	.0
DIMITRI KALININ	1	0	0	0		2	0	0	0	0	0	0	.0
RICHARD SMEHLIK	1	0	0	0		0	0	0	0	0	0	4	.0
JAY MCKEE	2	0	0	0	1	0	0	0	0	0	0	2	.0
ERIK RASMUSSEN	2	0	0	0	1	2	0	0	0	0	0	2	.0
ROB RAY	2	0	0	0		0	0	0	0	0	0	2	.0
CORY SARICH	2	0	0	0	2	0	0	0	0	0	0	3	.0
DIXON WARD	2	0	0	0	1-	0	0	0	0	0	0	2	.0
RHETT WARRENER	2	0	0	0	1	9	0	0	0	0	0	2	.0
JASON WOOLLEY	2	0	0	0	1	0	0	0	0	0	0	1	.0
ALEXEI ZHITNIK	2	0	0	0	1-	2	0	0	0	0	0	2	.0

Power-play: 1-12 8.3%
Penalty killing: 5- 7 71.4%

KINGS	GP	G	A	TP	+/-	PM	PP	SH	GW	GT	EN	S	Pctg
ZIGMUND PALFFY	2	3	1	4	1-	2	0	0	0	0	0	6	50.0
LUC ROBITAILLE	2	2	1	3	2-	0	2	0	1	0	0	9	22.2
ROB BLAKE	2	0	2	2	1-	2	0	0	0	0	0	6	.0
GARRY GALLEY	2	0	2	2	1-	2	0	0	0	0	0	3	.0
BRYAN SMOLINSKI	2	0	2	2	1-	2	0	0	0	0	0	3	.0
BRAD CHARTRAND	1	1	0	1	1	0	0	0	0	0	0	2	50.0
JOZEF STUMPEL	1	0	1	1	1-	2	0	0	0	0	0	4	.0
JASON BLAKE	2	0	1	1		4	0	0	0	0	0	4	.0
IAN LAPERRIERE	2	0	1	1		5	0	0	0	0	0	1	.0
MARKO TUOMAINEN	2	0	1	1	1	2	0	0	0	0	0	0	.0
DONALD AUDETTE	1	0	0	0	1-	0	0	0	0	0	0	3	.0
AKI BERG	1	0	0	0		0	0	0	0	0	0	0	.0
CRAIG JOHNSON	1	0	0	0	1-	0	0	0	0	0	0	1	.0
JAROSLAV MODRY	1	0	0	0	1-	0	0	0	0	0	0	0	.0
GLEN MURRAY	1	0	0	0	1-	0	0	0	0	0	0	3	.0
PAVEL ROSA	1	0	0	0		0	0	0	0	0	0	0	.0
LEN BARRIE	2	0	0	0	1-	4	0	0	0	0	0	1	.0
DAN BYLSMA	2	0	0	0	1-	0	0	0	0	0	0	2	.0
BOB CORKUM	2	0	0	0	1-	2	0	0	0	0	0	1	.0
JERE KARALAHTI	2	0	0	0	1-	0	0	0	0	0	0	0	.0
MATTIAS NORSTROM	2	0	0	0		0	0	0	0	0	0	2	.0
SEAN O'DONNELL	2	0	0	0		4	0	0	0	0	0	0	.0

Power-play: 2- 7 28.6%
Penalty killing: 11-12 91.7%

Goaltending

SABRES	GP	MIN	GA	Avg	EN	SO	W	L	T	Shots	Save%
DWAYNE ROLOSON	1	39	2	3.1	0	0	0	1	0	12	.833
MARTIN BIRON	1	21	3	8.6	0	0	0	0	0	14	.786
DOMINIK HASEK	1	60	1	1.0	0	0	1	0	0	25	.960

KINGS	GP	MIN	GA	Avg	EN	SO	W	L	T	Shots	Save%
JAMIE STORR	2	119	6	3.0	1	0	1	1	0	53	.887

MONTREAL CANADIENS VS. BUFFALO SABRES

Summary: Won- 2 Lost- 3 Tied- 0

At BUFFALO	Score			Attend.	Goaltenders	W/T Goal
Jan. 14, 2000	SABRES	1	CANADIENS 2	18,690	BIRON/ THEODORE	FRANCIS BOUILLON
March 10, 2000	SABRES	2	CANADIENS 3	18,690	HASEK/ HACKETT	BRIAN SAVAGE
March 20, 2000	SABRES	4	CANADIENS 1	18,690	HASEK/ HACKETT	MAXIM AFINOGENOV

At MONTREAL	Score			Attend.	Goaltenders	W/T Goal
Oct. 16, 1999	SABRES	1	CANADIENS 2	19,260	HASEK/ HACKETT	BRIAN SAVAGE
April 1, 2000	SABRES	2	CANADIENS 0	21,273	HASEK/ HACKETT	MICHAEL PECA

Goals by Period:	1st	2nd	3rd	OT	Total
SABRES	2	5	3	0	10
CANADIENS	2	3	3	0	8

Shots by Period:	1st	2nd	3rd	OT	Total
SABRES	40	44	33	0	117
CANADIENS	49	41	42	0	132

Individual Scoring

SABRES	GP	G	A	TP	+/-	PM	PP	SH	GW	GT	EN	S	Pctg
VACLAV VARADA	5	2	2	4	2	6	0	0	0	0	2	16	12.5
MAXIM AFINOGENOV	4	2	1	3	2-	0	1	0	1	0	0	8	25.0
STU BARNES	5	1	2	3	1	0	1	0	0	0	0	4	25.0
MICHAEL PECA	3	1	1	2	2	0	0	0	1	0	0	3	33.3
JAY MCKEE	5	1	1	2	1-	0	0	0	0	0	0	4	25.0
CHRIS GRATTON	3	0	2	2		0	0	0	0	0	0	5	.0
GEOFF SANDERSON	4	0	2	2		2	0	0	0	0	0	9	.0
RICHARD SMEHLIK	5	0	2	2	2	2	0	0	0	0	0	4	.0
MIROSLAV SATAN	5	1	0	1	1	4	0	0	0	0	0	7	14.3
DIXON WARD	5	1	0	1	2	0	0	0	0	0	0	5	20.0
JASON WOOLLEY	5	1	0	1	1	6	0	0	0	0	0	6	16.7
DOUG GILMOUR	2	0	1	1		4	0	0	0	0	0	3	.0
MICHAL GROSEK	2	0	1	1	1	0	0	0	0	0	0	1	.0
VLADIMIR TSYPLAKOV	3	0	1	1	3	2	0	0	0	0	0	5	.0
CURTIS BROWN	5	0	1	1	1-	4	0	0	0	0	0	8	.0
DENIS HAMEL	1	0	0	0	1-	0	0	0	0	0	0	0	.0
BRIAN HOLZINGER	1	0	0	0		0	0	0	0	0	0	3	.0
DOMENIC PITTIS	1	0	0	0	1-	0	0	0	0	0	0	1	.0
WAYNE PRIMEAU	1	0	0	0	1-	0	0	0	0	0	0	0	.0
CORY SARICH	1	0	0	0	1-	0	0	0	0	0	0	1	.0
J-LUC GRAND-PIERRE	2	0	0	0	1-	6	0	0	0	0	0	3	.0
JASON HOLLAND	2	0	0	0	1	0	0	0	0	0	0	3	.0
CHRIS TAYLOR	2	0	0	0	1-	0	0	0	0	0	0	3	.0
RHETT WARRENER	2	0	0	0	1	4	0	0	0	0	0	2	.0
ALEXEI ZHITNIK	3	0	0	0	1	8	0	0	0	0	0	4	.0
DOMINIK HASEK	4	0	0	0		2	0	0	0	0	0	0	.0
ERIK RASMUSSEN	4	0	0	0	1	0	0	0	0	0	0	3	.0
ROB RAY	4	0	0	0		7	0	0	0	0	0	2	.0
JAMES PATRICK	5	0	0	0	2	0	0	0	0	0	0	4	.0

Power-play: 2-15 13.3%
Penalty killing: 19-21 90.5%

CANADIENS	GP	G	A	TP	+/-	PM	PP	SH	GW	GT	EN	S	Pctg
BRIAN SAVAGE	4	2	1	3	1	0	0	0	2	0	0	11	18.2
FRANCIS BOUILLON	5	1	1	2		0	0	0	1	0	0	5	20.0
CRAIG DARBY	5	1	1	2		0	0	0	0	0	0	7	14.3
PATRICE BRISEBOIS	4	0	2	2	3-	0	0	0	0	0	0	8	.0
SERGEI ZHOLTOK	4	0	2	2	2-	0	0	0	0	0	0	5	.0
JASON WARD	1	1	0	1	1	2	1	0	0	0	0	3	33.3
TREVOR LINDEN	2	1	0	1	1-	4	1	0	0	0	0	1	100.0
JIM CUMMINS	3	1	0	1		7	0	0	0	0	0	6	16.7
MARTIN RUCINSKY	5	1	0	1	3-	8	0	0	0	0	0	13	7.7
BARRY RICHTER	1	0	1	1	2	2	0	0	0	0	0	1	.0
JESSE BELANGER	2	0	1	1	1-	0	0	0	0	0	0	4	.0
KARL DYKHUIS	3	0	1	1	2-	0	0	0	0	0	0	4	.0
OLEG PETROV	3	0	1	1	1	0	0	0	0	0	0	5	.0
CRAIG RIVET	3	0	1	1	1	4	0	0	0	0	0	3	.0
ERIC WEINRICH	4	0	1	1	1-	4	0	0	0	0	0	6	.0
PATRICK POULIN	5	0	1	1	1-	0	0	0	0	0	0	4	.0
MILOSLAV GUREN	1	0	0	0	1-	0	0	0	0	0	0	1	.0
MATT HIGGINS	1	0	0	0		0	0	0	0	0	0	0	.0
JUHA LIND	1	0	0	0	1-	0	0	0	0	0	0	0	.0
TRENT MCCLEARY	1	0	0	0		0	0	0	0	0	0	1	.0
MIKE RIBEIRO	1	0	0	0		0	0	0	0	0	0	4	.0
SCOTT THORNTON	1	0	0	0	1	0	0	0	0	0	0	0	.0
ARRON ASHAM	2	0	0	0		0	0	0	0	0	0	3	.0
SAKU KOIVU	2	0	0	0	1	2	0	0	0	0	0	5	.0
IGOR ULANOV	2	0	0	0	1	2	0	0	0	0	0	2	.0
BENOIT BRUNET	3	0	0	0	1-	0	0	0	0	0	0	2	.0
SHAYNE CORSON	3	0	0	0	1-	0	0	0	0	0	0	6	.0
CHRISTIAN LAFLAMME	3	0	0	0	3-	2	0	0	0	0	0	3	.0
SHELDON SOURAY	3	0	0	0	2	0	0	0	0	0	0	2	.0
SCOTT LACHANCE	4	0	0	0	1-	2	0	0	0	0	0	1	.0
TURNER STEVENSON	4	0	0	0	1-	4	0	0	0	0	0	8	.0
DAINIUS ZUBRUS	4	0	0	0	1-	2	0	0	0	0	0	8	.0

Power-play: 2-21 9.5%
Penalty killing: 13-15 86.7%

Goaltending

SABRES	GP	MIN	GA	Avg	EN	SO	W	L	T	Shots	Save%
DOMINIK HASEK	4	239	6	1.5	0	1	2	2	0	105	.943
MARTIN BIRON	1	59	2	2.0	0	0	0	1	0	27	.926

CANADIENS	GP	MIN	GA	Avg	EN	SO	W	L	T	Shots	Save%
JEFF HACKETT	4	237	7	1.8	2	0	2	2	0	100	.930
JOSE THEODORE	1	60	1	1.0	0	0	1	0	0	15	.933

NASHVILLE PREDATORS VS. BUFFALO SABRES

Summary: Won- 1 Lost- 1 Tied- 0

	Score					Attend.	Goaltenders	W/T Goal
At BUFFALO Oct. 20, 1999	SABRES	3	PREDATORS	4		14,898	HASEK, ROLOSON/ DUNHAM	PATRIC KJELLBERG
At NASHVILLE Feb. 10, 2000	SABRES	2	PREDATORS	1		16,018	HASEK/ VOKOUN	JASON WOOLLEY

Goals by Period:	1st	2nd	3rd	OT	Total
SABRES	0	2	2	1	5
PREDATORS	2	3	0	0	5

Shots by Period:	1st	2nd	3rd	OT	Total
SABRES	18	20	21	2	61
PREDATORS	13	18	13	3	47

Individual Scoring

SABRES	GP	G	A	TP	+/-	PM	PP	SH	GW	GT	EN	S	Pctg
STU BARNES	2	0	3	3	1	0	0	0	0	0	0	3	.0
VACLAV VARADA	2	1	1	2		2	0	0	0	0	0	6	16.7
CURTIS BROWN	1	1	0	1	1-	0	1	0	0	0	0	4	25.0
DOMENIC PITTIS	1	1	0	1	1	0	0	0	0	0	0	1	100.0
GEOFF SANDERSON	2	1	0	1	2	4	0	0	0	0	0	4	25.0
JASON WOOLLEY	2	1	0	1		2	0	0	1	0	0	3	33.3
JAMES PATRICK	1	0	1	1		0	0	0	0	0	0	0	.0
MICHAL GROSEK	2	0	1	1	2-	0	0	0	0	0	0	2	.0
JAY MCKEE	2	0	1	1	1-	0	0	0	0	0	0	1	.0
MICHAEL PECA	2	0	1	1	2-	2	0	0	0	0	0	4	.0
MIROSLAV SATAN	2	0	1	1		0	0	0	0	0	0	4	.0
MAXIM AFINOGENOV	1	0	0	0		0	0	0	0	0	0	4	.0
BRIAN CAMPBELL	1	0	0	0		0	0	0	0	0	0	1	.0
J-LUC GRAND-PIERRE	1	0	0	0	1-	2	0	0	0	0	0	0	.0
BRIAN HOLZINGER	1	0	0	0	1	2	0	0	0	0	0	1	.0
PAUL KRUSE	1	0	0	0		0	0	0	0	0	0	1	.0
VLADIMIR TSYPLAKOV	1	0	0	0		0	0	0	0	0	0	0	.0
ALEXEI ZHITNIK	1	0	0	0	1	0	0	0	0	0	0	3	.0
ERIK RASMUSSEN	2	0	0	0	1	0	0	0	0	0	0	3	.0
ROB RAY	2	0	0	0		7	0	0	0	0	0	0	.0
RICHARD SMEHLIK	2	0	0	0	1	0	0	0	0	0	0	2	.0
DIXON WARD	2	0	0	0	1-	0	0	0	0	0	0	7	.0
RHETT WARRENER	2	0	0	0		2	0	0	0	0	0	7	.0

Power-play: 1- 9 11.1%
Penalty killing: 8- 9 88.9%

PREDATORS	GP	G	A	TP	+/-	PM	PP	SH	GW	GT	EN	S	Pctg
CLIFF RONNING	2	1	2	3	1	2	0	0	0	0	0	5	20.0
PATRIC KJELLBERG	2	1	1	2	1	2	0	0	1	0	0	1	100.0
KIMMO TIMONEN	1	0	2	2		0	0	0	0	0	0	3	.0
SCOTT WALKER	2	0	2	2		0	0	0	0	0	0	1	.0
DAVID LEGWAND	1	1	0	1		0	0	0	0	0	0	2	50.0
SERGEI KRIVOKRASOV	2	1	0	1	1	0	1	0	0	0	0	4	25.0
VILLE PELTONEN	2	1	0	1		0	0	0	0	0	0	5	20.0
BILL HOULDER	1	0	1	1	1-	0	0	0	0	0	0	4	.0
TOM FITZGERALD	2	0	1	1		0	0	0	0	0	0	1	.0
SEBASTIEN BORDELEAU	1	0	0	0	1	0	0	0	0	0	0	1	.0
BOB BOUGHNER	1	0	0	0	2-	2	0	0	0	0	0	0	.0
PATRICK COTE	1	0	0	0		7	0	0	0	0	0	0	.0
DAN KECZMER	1	0	0	0	1	2	0	0	0	0	0	2	.0
RICHARD LINTNER	1	0	0	0	1-	2	0	0	0	0	0	1	.0
MARK MOWERS	1	0	0	0		0	0	0	0	0	0	1	.0
KARLIS SKRASTINS	1	0	0	0		2	0	0	0	0	0	2	.0
DRAKE BEREHOWSKY	2	0	0	0	2	0	0	0	0	0	0	1	.0
JOEL BOUCHARD	2	0	0	0	2-	0	0	0	0	0	0	1	.0
GREG JOHNSON	2	0	0	0	2-	0	0	0	0	0	0	2	.0
CRAIG MILLAR	2	0	0	0	2	0	0	0	0	0	0	4	.0
RANDY ROBITAILLE	2	0	0	0		0	0	0	0	0	0	1	.0
ROBERT VALICEVIC	2	0	0	0	1-	2	0	0	0	0	0	1	.0
VITALI YACHMENEV	2	0	0	0		2	0	0	0	0	0	4	.0

Power-play: 1- 9 11.1%
Penalty killing: 8- 9 88.9%

Goaltending

SABRES	GP	MIN	GA	Avg	EN	SO	W	L	T	Shots	Save%
DOMINIK HASEK	2	84	3	2.1	0	0	1	0	0	36	.917
DWAYNE ROLOSON	1	39	2	3.1	0	0	0	1	0	11	.818

PREDATORS	GP	MIN	GA	Avg	EN	SO	W	L	T	Shots	Save%
MIKE DUNHAM	1	60	3	3.0	0	0	1	0	0	31	.903
TOMAS VOKOUN	1	64	2	1.9	0	0	0	1	0	30	.933

NEW JERSEY DEVILS VS. BUFFALO SABRES

Summary: Won- 2 Lost- 2 Tied- 0

	Score					Attend.	Goaltenders	W/T Goal
At BUFFALO Jan. 6, 2000	SABRES	3	DEVILS	6		18,690	ROLOSON/ BRODEUR	BOBBY HOLIK
Feb. 21, 2000	SABRES	3	DEVILS	2		18,297	HASEK/ TERRERI	GEOFF SANDERSON
At NEW JERSEY Dec. 27, 1999	SABRES	1	DEVILS	4		16,248	ROLOSON, BIRON/ BRODEUR	JOHN MADDEN
April 6, 2000	SABRES	5	DEVILS	0		15,826	HASEK/ BRODEUR	STU BARNES

Goals by Period:	1st	2nd	3rd	OT	Total
SABRES	3	4	5	0	12
DEVILS	3	4	5	0	12

Shots by Period:	1st	2nd	3rd	OT	Total
SABRES	33	40	24	0	97
DEVILS	39	49	40	0	128

Individual Scoring

SABRES	GP	G	A	TP	+/-	PM	PP	SH	GW	GT	EN	S	Pctg
MAXIM AFINOGENOV	4	1	3	4		4	0	0	0	0	0	11	9.1
MIROSLAV SATAN	4	1	3	4	3-	0	1	0	0	0	0	8	12.5
JASON WOOLLEY	4	1	3	4	2	2	1	0	0	0	0	7	14.3
DOUG GILMOUR	1	0	3	3	2	0	0	0	0	0	0	1	.0
VACLAV VARADA	4	0	3	3	3	0	0	0	0	0	0	5	.0
CURTIS BROWN	3	2	0	2	2-	4	0	0	0	0	0	10	20.0
GEOFF SANDERSON	3	2	0	2		0	1	0	1	0	0	7	28.6
MICHAEL PECA	4	1	1	2		0	0	0	0	0	0	6	16.7
ALEXEI ZHITNIK	4	0	2	2	1	2	0	0	0	0	0	6	.0
DENIS HAMEL	1	1	0	1		0	0	0	0	0	0	3	33.3
BRIAN HOLZINGER	3	1	0	1	2-	4	0	0	0	0	0	4	25.0
DIXON WARD	3	1	0	1	1	4	0	0	0	0	0	4	25.0
STU BARNES	4	1	0	1	1	0	0	1	1	0	0	7	14.3
VLADIMIR TSYPLAKOV	2	0	1	1	1	0	0	0	0	0	0	1	.0
MICHAL GROSEK	3	0	1	1	2-	2	0	0	0	0	0	5	.0
BRIAN CAMPBELL	1	0	0	0	1-	0	0	0	0	0	0	2	.0
CHRIS GRATTON	1	0	0	0		0	0	0	0	0	0	2	.0
WAYNE PRIMEAU	1	0	0	0	1-	0	0	0	0	0	0	1	.0
RICHARD SMEHLIK	1	0	0	0	3	2	0	0	0	0	0	1	.0
DIMITRI KALININ	2	0	0	0	1-	2	0	0	0	0	0	1	.0
JAMES PATRICK	3	0	0	0	1	0	0	0	0	0	0	2	.0
ERIK RASMUSSEN	3	0	0	0	1-	4	0	0	0	0	0	2	.0
ROB RAY	3	0	0	0		22	0	0	0	0	0	0	.0
CORY SARICH	3	0	0	0	1-	4	0	0	0	0	0	1	.0
RHETT WARRENER	3	0	0	0	1-	0	0	0	0	0	0	1	.0
JAY MCKEE	4	0	0	0	3-	4	0	0	0	0	0	2	.0

Power-play: 3-21 14.3%
Penalty killing: 12-14 85.7%

DEVILS	GP	G	A	TP	+/-	PM	PP	SH	GW	GT	EN	S	Pctg
PETR SYKORA	4	3	2	5	3	2	0	0	0	0	1	19	15.8
PATRIK ELIAS	4	2	2	4	3	6	0	0	0	0	0	12	16.7
SCOTT GOMEZ	4	2	2	4	4-	6	1	0	0	0	1	10	20.0
BRENDAN MORRISON	3	0	3	3	1	2	0	0	0	0	0	4	.0
JOHN MADDEN	4	1	1	2		0	0	1	1	0	0	6	16.7
JASON ARNOTT	3	0	2	2	3	0	0	0	0	0	0	8	.0
DENIS PEDERSON	3	1	0	1	1	0	0	0	0	0	0	4	25.0
BOBBY HOLIK	4	1	0	1		4	0	0	1	0	0	12	8.3
CLAUDE LEMIEUX	4	1	0	1	3-	0	1	0	0	0	0	8	12.5
BRIAN RAFALSKI	4	1	0	1		4	0	0	0	0	0	8	12.5
SCOTT NIEDERMAYER	3	0	1	1	2	2	0	0	0	0	0	6	.0
LYLE ODELEIN	3	0	1	1		6	0	0	0	0	0	3	.0
KEN DANEYKO	4	0	1	1	2	2	0	0	0	0	0	5	.0
RANDY MCKAY	4	0	1	1	2-	0	0	0	0	0	0	3	.0
SCOTT STEVENS	4	0	1	1	2	32	0	0	0	0	0	7	.0
VLADIMIR MALAKHOV	1	0	0	0	2-	0	0	0	0	0	0	0	.0
ALEXANDER MOGILNY	1	0	0	0	1-	0	0	0	0	0	0	1	.0
KEN SUTTON	1	0	0	0		0	0	0	0	0	0	0	.0
CHRIS TERRERI	1	0	0	0		2	0	0	0	0	0	0	.0
COLIN WHITE	1	0	0	0	3-	0	0	0	0	0	0	1	.0
SERGEI BRYLIN	2	0	0	0		0	0	0	0	0	0	4	.0
SERGEI NEMCHINOV	2	0	0	0	2-	0	0	0	0	0	0	0	.0
MARTIN BRODEUR	3	0	0	0		2	0	0	0	0	0	0	.0
KRZYSZTOF OLIWA	3	0	0	0	1	6	0	0	0	0	0	3	.0
JAY PANDOLFO	3	0	0	0	1-	0	0	0	0	0	0	3	.0
SHELDON SOURAY	3	0	0	0		0	0	0	0	0	0	1	.0

Power-play: 2-14 14.3%
Penalty killing: 18-21 85.7%

Goaltending

SABRES	GP	MIN	GA	Avg	EN	SO	W	L	T	Shots	Save%
DWAYNE ROLOSON	2	77	5	3.9	2	0	0	1	0	34	.853
MARTIN BIRON	1	40	3	4.5	0	0	0	1	0	23	.870
DOMINIK HASEK	2	120	2	1.0	0	1	2	0	0	69	.971

DEVILS	GP	MIN	GA	Avg	EN	SO	W	L	T	Shots	Save%
MARTIN BRODEUR	3	180	9	3.0	0	0	2	1	0	72	.875
CHRIS TERRERI	1	59	3	3.1	0	0	0	1	0	25	.880

NEW YORK ISLANDERS VS. BUFFALO SABRES

Summary: Won- 2 Lost- 1 Tied- 1

	Score			Attend.	Goaltenders	W/T Goal
At BUFFALO						
Nov. 6, 1999	SABRES 2	ISLANDERS 1		18,690	BIRON/ POTVIN	MIROSLAV SATAN
March 12, 2000	SABRES 4	ISLANDERS 2		18,690	HASEK/ WEEKES	JAMES PATRICK
At NEW YORK						
Dec. 18, 1999	SABRES 2	ISLANDERS 2		7,997	ROLOSON/ POTVIN	TIM CONNOLLY
March 4, 2000	SABRES 2	ISLANDERS 4		13,149	HASEK/ WEEKES	OLLI JOKINEN

Goals by Period:	1st	2nd	3rd	OT	Total
SABRES	3	5	2	0	10
ISLANDERS	2	5	2	0	9

Shots by Period:	1st	2nd	3rd	OT	Total
SABRES	43	46	33	3	125
ISLANDERS	31	35	26	1	93

Individual Scoring

SABRES	GP	G	A	TP	+/-	PM	PP	SH	GW	GT	EN	S	Pctg
CURTIS BROWN	4	1	2	3	1	12	0	0	0	0	0	7	14.3
VLADIMIR TSYPLAKOV	2	2	0	2	3	0	0	0	0	0	0	6	33.3
JASON WOOLLEY	3	2	0	2	2	0	0	0	0	0	0	8	25.0
CHRIS GRATTON	1	1	1	2	2	0	0	0	0	0	1	6	16.7
BRIAN HOLZINGER	3	1	1	2	2	0	0	0	0	0	0	5	20.0
JAY MCKEE	4	1	1	2		4	0	0	0	0	0	5	20.0
MIROSLAV SATAN	4	1	1	2	2	2	0	0	1	0	0	12	8.3
DOUG GILMOUR	1	0	2	2	1	2	0	0	0	0	0	3	.0
JAMES PATRICK	4	1	0	1	1	2	0	0	1	0	0	3	33.3
GEOFF SANDERSON	2	0	1	1		0	0	0	0	0	0	6	.0
MICHAEL PECA	3	0	1	1		0	0	0	0	0	0	6	.0
ERIK RASMUSSEN	3	0	1	1	1-	0	0	0	0	0	0	4	.0
STU BARNES	4	0	1	1	2-	0	0	0	0	0	0	6	.0
VACLAV VARADA	4	0	1	1	2	0	0	0	0	0	0	5	.0
J-LUC GRAND-PIERRE	1	0	0	0	1	0	0	0	0	0	0	2	.0
DOMENIC PITTIS	1	0	0	0	1	2	0	0	0	0	0	1	.0
CHRIS TAYLOR	1	0	0	0		0	0	0	0	0	0	0	.0
MICHAL GROSEK	2	0	0	0	1	0	0	0	0	0	0	3	.0
JASON HOLLAND	2	0	0	0	1-	0	0	0	0	0	0	3	.0
PAUL KRUSE	2	0	0	0		7	0	0	0	0	0	0	.0
WAYNE PRIMEAU	2	0	0	0		2	0	0	0	0	0	3	.0
CORY SARICH	2	0	0	0	1	0	0	0	0	0	0	4	.0
RICHARD SMEHLIK	2	0	0	0	1	2	0	0	0	0	0	3	.0
DIXON WARD	2	0	0	0		0	0	0	0	0	0	1	.0
MAXIM AFINOGENOV	3	0	0	0	2-	4	0	0	0	0	0	7	.0
RHETT WARRENER	3	0	0	0	1	0	0	0	0	0	0	4	.0
ALEXEI ZHITNIK	3	0	0	0		0	0	0	0	0	0	10	.0
ROB RAY	4	0	0	0		2	0	0	0	0	0	2	.0

Power-play: 0-21 0%
Penalty killing: 15-16 93.8%

ISLANDERS	GP	G	A	TP	+/-	PM	PP	SH	GW	GT	EN	S	Pctg
DAVE SCATCHARD	2	2	1	3	2	0	0	0	0	0	0	4	50.0
TIM CONNOLLY	4	2	1	3	1-	2	0	0	0	1	0	13	15.4
OLLI JOKINEN	4	1	2	3	1	0	0	0	1	1	0	3	33.3
NIKLAS ANDERSSON	1	1	1	2	1	0	1	0	0	0	0	4	25.0
MARIUSZ CZERKAWSKI	3	0	2	2	4-	2	0	0	0	0	0	11	.0
BRAD ISBISTER	3	0	2	2	2-	2	0	0	0	0	0	3	.0
DMITRI NABOKOV	1	1	0	1		0	0	0	0	0	0	2	50.0
SEAN HAGGERTY	2	1	0	1	3	2	0	0	0	0	0	2	50.0
MATS LINDGREN	2	1	0	1		2	0	0	0	0	0	6	16.7
JAMIE RIVERS	1	0	1	1		2	0	0	0	0	0	0	.0
RAY SCHULTZ	1	0	1	1	1	2	0	0	0	0	0	1	.0
ERIC CAIRNS	4	0	1	1	1-	9	0	0	0	0	0	2	.0
ZDENO CHARA	4	0	1	1	3-	6	0	0	0	0	0	1	.0
CLAUDE LAPOINTE	4	0	1	1	4-	2	0	0	0	0	0	3	.0
MIKAEL ANDERSSON	1	0	0	0		0	0	0	0	0	0	0	.0
JOHAN DAVIDSSON	1	0	0	0	1-	0	0	0	0	0	0	1	.0
DALLAS EAKINS	1	0	0	0		0	0	0	0	0	0	3	.0
CHRIS FERRARO	1	0	0	0		2	0	0	0	0	0	0	.0
VLADIMIR ORSZAGH	1	0	0	0		0	0	0	0	0	0	2	.0
SCOTT PEARSON	1	0	0	0	1-	0	0	0	0	0	0	2	.0
ERIC BREWER	2	0	0	0	1-	0	0	0	0	0	0	3	.0
ARIS BRIMANIS	2	0	0	0		0	0	0	0	0	0	2	.0
TED DRURY	2	0	0	0	1-	0	0	0	0	0	0	4	.0
JOSH GREEN	2	0	0	0		0	0	0	0	0	0	1	.0
JAMIE HEWARD	2	0	0	0	2	4	0	0	0	0	0	2	.0
MARK LAWRENCE	2	0	0	0	1-	2	0	0	0	0	0	2	.0
GINO ODJICK	2	0	0	0	2-	2	0	0	0	0	0	1	.0
KEVIN WEEKES	2	0	0	0		0	0	0	0	0	0	1	.0
MATHIEU BIRON	3	0	0	0	1-	2	0	0	0	0	0	4	.0
JORGEN JONSSON	3	0	0	0	1-	2	0	0	0	0	0	3	.0
MIKE WATT	3	0	0	0		0	0	0	0	0	0	1	.0
STEVE WEBB	3	0	0	0	1	4	0	0	0	0	0	0	.0
KENNY JONSSON	4	0	0	0	3-	2	0	0	0	0	0	6	.0

Power-play: 1-16 6.3%
Penalty killing: 21-21 100.0%

Goaltending

SABRES	GP	MIN	GA	Avg	EN	SO	W	L	T	Shots	Save%
MARTIN BIRON	1	60	1	1.0	0	0	1	0	0	25	.960
DWAYNE ROLOSON	1	65	2	1.8	0	0	0	0	1	27	.926
DOMINIK HASEK	2	119	6	3.0	0	0	1	1	0	41	.854

ISLANDERS	GP	MIN	GA	Avg	EN	SO	W	L	T	Shots	Save%
FELIX POTVIN	2	124	4	1.9	0	0	0	1	1	61	.934
KEVIN WEEKES	2	120	5	2.5	1	0	1	1	0	63	.921

NEW YORK RANGERS VS. BUFFALO SABRES

Summary: Won- 1 Lost- 1 Tied- 2

	Score			Attend.	Goaltenders	W/T Goal
At BUFFALO						
Dec. 4, 1999	SABRES 1	RANGERS 1		18,690	ROLOSON/ RICHTER	ALEXANDRE DAIGLE
Feb. 25, 2000	SABRES 3	RANGERS 6		18,690	HASEK/ RICHTER	ALEXANDRE DAIGLE
At NEW YORK						
Dec. 21, 1999	SABRES 3	RANGERS 1		18,200	BIRON/ RICHTER	MIROSLAV SATAN
March 1, 2000	SABRES 3	RANGERS 3		18,200	HASEK/ RICHTER	CURTIS BROWN

Goals by Period:	1st	2nd	3rd	OT	Total
SABRES	3	3	4	0	10
RANGERS	1	5	5	0	11

Shots by Period:	1st	2nd	3rd	OT	Total
SABRES	41	36	39	7	123
RANGERS	36	43	34	3	116

Individual Scoring

SABRES	GP	G	A	TP	+/-	PM	PP	SH	GW	GT	EN	S	Pctg
MICHAEL PECA	4	4	2	6	5	4	0	0	0	0	0	15	26.7
CURTIS BROWN	4	2	1	3		2	2	0	0	1	0	5	40.0
MIROSLAV SATAN	4	1	2	3	1	0	0	0	1	0	0	20	5.0
MICHAL GROSEK	3	0	3	3	3	4	0	0	0	0	0	7	.0
VLADIMIR TSYPLAKOV	2	1	1	2	2	2	0	0	0	0	0	7	14.3
MAXIM AFINOGENOV	3	1	1	2		2	0	0	0	0	0	6	16.7
DIXON WARD	4	1	1	2	1-	0	0	1	0	0	0	6	16.7
VACLAV VARADA	3	0	2	2	1	2	0	0	0	0	0	5	.0
BRIAN CAMPBELL	1	0	1	1		0	0	0	0	0	0	0	.0
STU BARNES	4	0	1	1	1-	0	0	0	0	0	0	5	.0
JAY MCKEE	4	0	1	1		0	0	0	0	0	0	2	.0
GEOFF SANDERSON	4	0	1	1	1-	0	0	0	0	0	0	6	.0
JASON WOOLLEY	4	0	1	1		2	0	0	0	0	0	6	.0
J-LUC GRAND-PIERRE	1	0	0	0	1	2	0	0	0	0	0	1	.0
WAYNE PRIMEAU	2	0	0	0		2	0	0	0	0	0	1	.0
RICHARD SMEHLIK	2	0	0	0	1	0	0	0	0	0	0	6	.0
RHETT WARRENER	2	0	0	0	1	0	0	0	0	0	0	4	.0
ERIK RASMUSSEN	3	0	0	0	1-	2	0	0	0	0	0	4	.0
ROB RAY	3	0	0	0		0	0	0	0	0	0	2	.0
CORY SARICH	3	0	0	0	2	4	0	0	0	0	0	2	.0
BRIAN HOLZINGER	4	0	0	0	3-	2	0	0	0	0	0	5	.0
JAMES PATRICK	4	0	0	0	2-	6	0	0	0	0	0	3	.0
ALEXEI ZHITNIK	4	0	0	0	1	4	0	0	0	0	0	9	.0

Power-play: 2-15 13.3%
Penalty killing: 15-20 75.0%

RANGERS	GP	G	A	TP	+/-	PM	PP	SH	GW	GT	EN	S	Pctg
PETR NEDVED	3	3	3	6	1	0	1	0	0	0	1	13	23.1
JAN HLAVAC	3	2	1	3	3	4	0	0	0	0	0	5	40.0
THEOREN FLEURY	4	1	2	3	3-	0	1	0	0	0	0	18	5.6
ADAM GRAVES	4	1	2	3	3-	0	1	0	0	0	0	14	7.1
ALEXANDRE DAIGLE	4	2	0	2	1	0	0	0	1	1	0	3	66.7
JOHN MACLEAN	4	0	2	2	1	4	0	0	0	0	0	7	.0
MATHIEU SCHNEIDER	4	0	2	2	1-	8	0	0	0	0	0	8	.0
MIKE KNUBLE	4	1	0	1	2-	0	1	0	0	0	0	2	50.0
MICHAEL YORK	4	1	0	1	3-	0	1	0	0	0	0	6	16.7
RADEK DVORAK	2	0	1	1	2	2	0	0	0	0	0	1	.0
VALERI KAMENSKY	2	0	1	1	1	0	0	0	0	0	0	1	.0
BRIAN LEETCH	2	0	1	1	1	4	0	0	0	0	0	5	.0
KIM JOHNSSON	3	0	1	1	1-	2	0	0	0	0	0	6	.0
KEVIN HATCHER	4	0	1	1	2-	0	0	0	0	0	0	3	.0
TIM TAYLOR	4	0	1	1	1-	0	0	0	0	0	0	3	.0
DARREN LANGDON	1	0	0	0		0	0	0	0	0	0	0	.0
MANNY MALHOTRA	1	0	0	0		0	0	0	0	0	0	0	.0
TODD HARVEY	2	0	0	0		0	0	0	0	0	0	2	.0
KEVIN STEVENS	2	0	0	0		2	0	0	0	0	0	3	.0
RICHARD PILON	3	0	0	0	2-	2	0	0	0	0	0	2	.0
ERIC LACROIX	4	0	0	0	2-	0	0	0	0	0	0	3	.0
SYLVAIN LEFEBVRE	4	0	0	0		2	0	0	0	0	0	3	.0
STEPHANE QUINTAL	4	0	0	0		4	0	0	0	0	0	8	.0

Power-play: 5-20 25.0%
Penalty killing: 13-15 86.7%

Goaltending

SABRES	GP	MIN	GA	Avg	EN	SO	W	L	T	Shots	Save%
DWAYNE ROLOSON	1	65	1	.9	0	0	0	0	1	27	.963
MARTIN BIRON	1	60	1	1.0	0	0	1	0	0	29	.966
DOMINIK HASEK	2	125	8	3.8	1	0	0	1	1	59	.864

RANGERS	GP	MIN	GA	Avg	EN	SO	W	L	T	Shots	Save%
MIKE RICHTER	4	250	10	2.4	0	0	1	1	2	123	.919

OTTAWA SENATORS VS. BUFFALO SABRES

Summary: Won- 3 Lost- 1 Tied- 1

	Score			Attend.	Goaltenders	W/T Goal
At BUFFALO						
Dec. 8, 1999	SABRES 0	SENATORS 0		16,789	BIRON/ TUGNUTT	
Jan. 28, 2000	SABRES 1	SENATORS 0		18,690	BIRON/ LALIME	JAMES PATRICK
Feb. 3, 2000	SABRES 4	SENATORS 2		18,690	BIRON/ TUGNUTT	BRIAN HOLZINGER
At OTTAWA						
Oct. 23, 1999	SABRES 0	SENATORS 4		16,081	HASEK/ TUGNUTT	MARIAN HOSSA
Jan. 8, 2000	SABRES 7	SENATORS 4		18,500	BIRON/ TUGNUTT, LALIME	MIROSLAV SATAN

Goals by Period:	1st	2nd	3rd	OT	Total
SABRES	3	6	3	0	12
SENATORS	3	4	3	0	10

Shots by Period:	1st	2nd	3rd	OT	Total
SABRES	41	42	39	4	126
SENATORS	40	65	28	1	134

Individual Scoring

SABRES	GP	G	A	TP	+/-	PM	PP	SH	GW	GT	EN	S	Pctg
MIROSLAV SATAN	5	4	3	7	2	0	1	0	1	0	0	14	28.6
CURTIS BROWN	4	1	3	4	4	2	0	0	0	0	0	11	9.1
JASON WOOLLEY	5	0	4	4		0	0	0	0	0	0	6	.0
BRIAN HOLZINGER	3	1	1	2	2	0	0	0	1	0	0	6	16.7
MAXIM AFINOGENOV	4	1	1	2	1	6	0	0	0	0	0	5	20.0
STU BARNES	5	1	1	2	4-	2	1	0	0	0	0	9	11.1
MICHAL GROSEK	5	1	1	2	3	4	0	0	0	0	0	8	12.5
JAMES PATRICK	5	1	1	2		0	0	0	1	0	0	3	33.3
ALEXEI ZHITNIK	5	0	2	2		6	0	0	0	0	0	8	.0
ERIK RASMUSSEN	4	1	0	1		4	0	0	0	0	0	11	9.1
MICHAEL PECA	5	1	0	1	1-	5	1	0	0	0	0	5	20.0
VLADIMIR TSYPLAKOV	2	0	1	1		0	0	0	0	0	0	4	.0
ROB RAY	4	0	1	1	1	4	0	0	0	0	0	0	.0
RICHARD SMEHLIK	4	0	1	1	3	0	0	0	0	0	0	3	.0
JAY MCKEE	5	0	1	1	2-	4	0	0	0	0	0	8	.0
VACLAV VARADA	5	0	1	1	1-	0	0	0	0	0	0	7	.0
BRIAN CAMPBELL	1	0	0	0	1-	0	0	0	0	0	0	0	.0
DOMENIC PITTIS	1	0	0	0		0	0	0	0	0	0	1	.0
CHRIS TAYLOR	1	0	0	0	2-	0	0	0	0	0	0	0	.0
CORY SARICH	2	0	0	0		0	0	0	0	0	0	3	.0
WAYNE PRIMEAU	3	0	0	0	1-	0	0	0	0	0	0	2	.0
GEOFF SANDERSON	3	0	0	0	2-	4	0	0	0	0	0	4	.0
RHETT WARRENER	4	0	0	0	1-	7	0	0	0	0	0	4	.0
DIXON WARD	5	0	0	0	1-	2	0	0	0	0	0	4	.0

Power-play: 3-20 15.0%
Penalty killing: 18-19 94.7%

SENATORS	GP	G	A	TP	+/-	PM	PP	SH	GW	GT	EN	S	Pctg
MARIAN HOSSA	4	3	1	4	4	2	0	0	1	0	0	11	27.3
VACLAV PROSPAL	5	2	1	3	1-	2	1	0	0	0	0	11	18.2
DANIEL ALFREDSSON	3	1	2	3		0	0	0	0	0	0	7	14.3
SHAWN MCEACHERN	5	1	1	2	2	0	0	0	0	0	0	13	7.7
PATRICK TRAVERSE	5	1	1	2	2	4	0	0	0	0	0	5	20.0
SHAUN VAN ALLEN	5	1	1	2	1	2	0	0	0	0	0	4	25.0
PETR SCHASTLIVY	2	0	2	2	1	0	0	0	0	0	0	5	.0
MAGNUS ARVEDSON	3	0	2	2	1-	0	0	0	0	0	0	7	.0
JASON YORK	5	0	2	2	1-	4	0	0	0	0	0	7	.0
STEVE MARTINS	1	1	0	1	1	0	0	0	0	0	0	2	50.0
JANNE LAUKKANEN	4	0	1	1	1-	9	0	0	0	0	0	2	.0
ANDRE ROY	4	0	1	1	1-	9	0	0	0	0	0	1	.0
ANDREAS DACKELL	5	0	1	1		2	0	0	0	0	0	6	.0
VIACHESLAV BUTSAYEV	1	0	0	0		0	0	0	0	0	0	0	.0
JOHN EMMONS	1	0	0	0		2	0	0	0	0	0	0	.0
SAMI SALO	1	0	0	0	1	0	0	0	0	0	0	1	.0
MIKE FISHER	2	0	0	0		0	0	0	0	0	0	2	.0
GRANT LEDYARD	2	0	0	0		0	0	0	0	0	0	0	.0
ROB ZAMUNER	2	0	0	0		4	0	0	0	0	0	3	.0
KEVIN DINEEN	4	0	0	0	2-	2	0	0	0	0	0	6	.0
COLIN FORBES	4	0	0	0	1-	0	0	0	0	0	0	4	.0
JOE JUNEAU	4	0	0	0	3-	0	0	0	0	0	0	8	.0
IGOR KRAVCHUK	4	0	0	0	1-	0	0	0	0	0	0	10	.0
CHRIS PHILLIPS	4	0	0	0	3	6	0	0	0	0	0	5	.0
RADEK BONK	5	0	0	0	1	2	0	0	0	0	0	8	.0
WADE REDDEN	5	0	0	0	3-	2	0	0	0	0	0	6	.0

Power-play: 1-19 5.3%
Penalty killing: 17-20 85.0%

Goaltending

SABRES	GP	MIN	GA	Avg	EN	SO	W	L	T	Shots	Save%
DOMINIK HASEK	1	60	4	4.0	0	0	0	1	0	35	.886
MARTIN BIRON	4	245	6	1.5	0	2	3	0	1	99	.939

SENATORS	GP	MIN	GA	Avg	EN	SO	W	L	T	Shots	Save%
RON TUGNUTT	4	224	9	2.4	0	2	1	2	1	93	.903
PATRICK LALIME	2	79	3	2.3	0	0	0	1	0	33	.909

PHILADELPHIA FLYERS VS. BUFFALO SABRES

Summary: Won- 1 Lost- 3 Tied- 0

	Score			Attend.	Goaltenders	W/T Goal
At BUFFALO						
Dec. 2, 1999	SABRES 2	FLYERS 4		17,385	BIRON/ VANBIESBROUCK	JODY HULL
Dec. 14, 1999	SABRES 3	FLYERS 1		16,666	BIRON/ BOUCHER	MICHAL GROSEK
At PHILADELPHIA						
Oct. 17, 1999	SABRES 2	FLYERS 5		19,513	ROLOSON/ VANBIESBROUCK	ERIC LINDROS
Feb. 12, 2000	SABRES 2	FLYERS 3		19,752	BIRON/ BOUCHER	JOHN LECLAIR

Goals by Period:	1st	2nd	3rd	OT	Total
SABRES	2	5	2	0	9
FLYERS	2	5	5	1	13

Shots by Period:	1st	2nd	3rd	OT	Total
SABRES	31	30	19	0	80
FLYERS	46	41	45	2	134

Individual Scoring

SABRES	GP	G	A	TP	+/-	PM	PP	SH	GW	GT	EN	S	Pctg
MICHAL GROSEK	3	3	0	3	1-	0	1	0	1	0	0	5	60.0
BRIAN HOLZINGER	4	0	3	3	4	0	0	0	0	0	0	5	.0
STU BARNES	4	1	1	2	1	0	1	0	0	0	0	6	16.7
JASON WOOLLEY	4	1	1	2	1	12	0	0	0	0	0	5	20.0
MICHAEL PECA	4	0	2	2	4-	0	0	0	0	0	0	8	.0
MIROSLAV SATAN	4	0	2	2		2	0	0	0	0	0	7	.0
RICHARD SMEHLIK	4	0	2	2		2	0	0	0	0	0	5	.0
GEOFF SANDERSON	1	1	0	1	1	0	0	0	0	0	0	3	.0
ERIK RASMUSSEN	2	1	0	1	1	0	0	0	0	0	0	3	33.3
MAXIM AFINOGENOV	3	1	0	1	1	0	0	0	0	0	0	3	33.3
WAYNE PRIMEAU	3	1	0	1	1-	0	0	0	0	0	0	3	33.3
JAMES PATRICK	2	0	1	1	1-	0	0	0	0	0	0	2	50.0
CORY SARICH	2	0	1	1		2	0	0	0	0	0	2	.0
DIXON WARD	3	0	1	1		12	0	0	0	0	0	0	.0
JAY MCKEE	4	0	1	1	1	4	0	0	0	0	0	3	.0
ALEXEI ZHITNIK	4	0	1	1	3-	12	0	0	0	0	0	3	.0
J-LUC GRAND-PIERRE	1	0	0	0	1	5	0	0	0	0	0	4	.0
DOMENIC PITTIS	1	0	0	0	1	4	0	0	0	0	0	2	.0
VLADIMIR TSYPLAKOV	1	0	0	0		2	0	0	0	0	0	0	.0
PAUL KRUSE	3	0	0	0		7	0	0	0	0	0	1	.0
RHETT WARRENER	3	0	0	0		0	0	0	0	0	0	6	.0
CURTIS BROWN	4	0	0	0	2-	2	0	0	0	0	0	5	.0
ROB RAY	4	0	0	0		11	0	0	0	0	0	1	.0
VACLAV VARADA	4	0	0	0		6	0	0	0	0	0	6	.0

Power-play: 2-14 14.3%
Penalty killing: 18-24 75.0%

FLYERS	GP	G	A	TP	+/-	PM	PP	SH	GW	GT	EN	S	Pctg
SIMON GAGNE	4	2	4	6	2-	0	2	0	0	0	0	11	18.2
MARK RECCHI	4	1	5	6		4	1	0	0	0	0	13	7.7
JOHN LECLAIR	4	3	1	4		4	1	0	1	0	1	10	30.0
ERIC LINDROS	3	2	2	4	2	2	0	0	1	0	0	15	13.3
ERIC DESJARDINS	4	1	3	4	1	0	1	0	0	0	0	14	7.1
DAYMOND LANGKOW	4	1	2	3		4	0	0	0	0	0	16	6.3
DANIEL MCGILLIS	3	1	1	2	1-	0	1	0	0	0	0	9	11.1
JODY HULL	3	1	0	1		0	0	1	1	0	0	4	25.0
VALERI ZELEPUKIN	4	1	0	1	1	2	0	0	0	0	0	6	16.7
KARL DYKHUIS	1	0	1	1		0	0	0	0	0	0	1	.0
BRIAN BOUCHER	2	0	1	1		0	0	0	0	0	0	0	.0
MIKAEL RENBERG	4	0	1	1	1	2	0	0	0	0	0	2	.0
MARK EATON	1	0	0	0		2	0	0	0	0	0	2	.0
KEITH PRIMEAU	1	0	0	0		2	0	0	0	0	0	0	.0
ULF SAMUELSSON	1	0	0	0	1-	0	0	0	0	0	0	0	.0
MIKAEL ANDERSSON	3	0	0	0	2-	0	0	0	0	0	0	2	.0
MARC BUREAU	3	0	0	0		2	0	0	0	0	0	2	.0
ANDY DELMORE	3	0	0	0	1-	0	0	0	0	0	0	6	.0
KEITH JONES	3	0	0	0	1-	6	0	0	0	0	0	4	.0
CHRIS THERIEN	3	0	0	0	1	0	0	0	0	0	0	4	.0
CRAIG BERUBE	4	0	0	0	1	0	0	0	0	0	0	3	.0
ADAM BURT	4	0	0	0	1-	11	0	0	0	0	0	3	.0
SANDY MCCARTHY	4	0	0	0		19	0	0	0	0	0	6	.0
LUKE RICHARDSON	4	0	0	0		7	0	0	0	0	0	1	.0

Power-play: 6-24 25.0%
Penalty killing: 12-14 85.7%

Goaltending

SABRES	GP	MIN	GA	Avg	EN	SO	W	L	T	Shots	Save%
DWAYNE ROLOSON	1	60	5	5.0	0	0	0	1	0	34	.853
MARTIN BIRON	3	182	7	2.3	1	0	1	2	0	99	.929

FLYERS	GP	MIN	GA	Avg	EN	SO	W	L	T	Shots	Save%
JOHN VANBIESBROUCK	2	120	4	2.0	0	0	2	0	0	35	.886
BRIAN BOUCHER	2	121	5	2.5	0	0	1	1	0	45	.889

PHOENIX COYOTES VS. BUFFALO SABRES

Summary: Won- 0 Lost- 1 Tied- 1

At BUFFALO	Score			Attend.	Goaltenders	W/T Goal
Oct. 11, 1999	SABRES 2	COYOTES 2		14,341	HASEK/ ESSENSA	TRAVIS GREEN
At PHOENIX	**Score**			**Attend.**	**Goaltenders**	**W/T Goal**
Jan. 20, 2000	SABRES 1	COYOTES 2		15,273	BIRON/ BURKE	DALLAS DRAKE

Goals by Period:	1st	2nd	3rd	OT	Total
SABRES	1	0	2	0	3
COYOTES	1	2	1	0	4

Shots by Period:	1st	2nd	3rd	OT	Total
SABRES	14	24	11	4	53
COYOTES	18	15	21	3	57

Individual Scoring

SABRES	GP	G	A	TP	+/-	PM	PP	SH	GW	GT	EN	S	Pctg
GEOFF SANDERSON	2	0	2	2	1	0	0	0	0	0	0	2	.0
CHRIS TAYLOR	1	1	0	1	1	0	0	0	0	0	0	2	50.0
STU BARNES	2	1	0	1		2	0	0	0	0	0	3	33.3
MICHAL GROSEK	2	1	0	1		2	0	0	0	0	0	7	14.3
CURTIS BROWN	2	0	1	1		2	0	0	0	0	0	3	.0
BRIAN HOLZINGER	2	0	1	1	1	2	0	0	0	0	0	1	.0
MIROSLAV SATAN	2	0	1	1	1	2	0	0	0	0	0	7	.0
JASON WOOLLEY	2	0	1	1		0	0	0	0	0	0	2	.0
MAXIM AFINOGENOV	1	0	0	0		2	0	0	0	0	0	2	.0
BRIAN CAMPBELL	1	0	0	0	2	0	0	0	0	0	0	1	.0
PAUL KRUSE	1	0	0	0		0	0	0	0	0	0	2	.0
WAYNE PRIMEAU	1	0	0	0		0	0	0	0	0	0	0	.0
ERIK RASMUSSEN	1	0	0	0	1-	0	0	0	0	0	0	1	.0
VACLAV VARADA	1	0	0	0	1-	0	0	0	0	0	0	2	.0
RHETT WARRENER	1	0	0	0	1	0	0	0	0	0	0	0	.0
JAY MCKEE	2	0	0	0	1-	0	0	0	0	0	0	1	.0
JAMES PATRICK	2	0	0	0	2	2	0	0	0	0	0	1	.0
MICHAEL PECA	2	0	0	0	3-	0	0	0	0	0	0	4	.0
ROB RAY	2	0	0	0		2	0	0	0	0	0	1	.0
RICHARD SMEHLIK	2	0	0	0	2-	4	0	0	0	0	0	4	.0
DIXON WARD	2	0	0	0	2-	4	0	0	0	0	0	3	.0
ALEXEI ZHITNIK	2	0	0	0	3-	2	0	0	0	0	0	4	.0

Power-play: 0- 8 0%
Penalty killing: 10-10 100.0%

COYOTES	GP	G	A	TP	+/-	PM	PP	SH	GW	GT	EN	S	Pctg
GREG ADAMS	1	1	0	1		0	0	0	0	0	0	3	33.3
DALLAS DRAKE	2	1	0	1	2	0	0	1	1	0	0	2	50.0
TRAVIS GREEN	2	1	0	1	1	0	0	0	0	1	0	5	20.0
KEITH TKACHUK	2	1	0	1	2	8	0	0	0	0	0	8	12.5
DERON QUINT	1	0	1	1		0	0	0	0	0	0	1	.0
JEREMY ROENICK	1	0	1	1	1	2	0	0	0	0	0	0	.0
TREVOR LETOWSKI	2	0	1	1		0	0	0	0	0	0	6	.0
JYRKI LUMME	2	0	1	1	2	0	0	0	0	0	0	4	.0
TEPPO NUMMINEN	2	0	1	1	1	0	0	0	0	0	0	6	.0
RICK TOCCHET	2	0	1	1	1	0	0	0	0	0	0	5	.0
J.J. DAIGNEAULT	1	0	0	0		2	0	0	0	0	0	0	.0
TODD GILL	1	0	0	0	1-	0	0	0	0	0	0	0	.0
RADOSLAV SUCHY	1	0	0	0	1-	0	0	0	0	0	0	0	.0
MIKA ALATALO	2	0	0	0	1-	6	0	0	0	0	0	3	.0
DANIEL BRIERE	2	0	0	0		0	0	0	0	0	0	3	.0
KEITH CARNEY	2	0	0	0	1	2	0	0	0	0	0	2	.0
LOUIE DEBRUSK	2	0	0	0		0	0	0	0	0	0	0	.0
SHANE DOAN	2	0	0	0	2-	0	0	0	0	0	0	4	.0
STAN NECKAR	2	0	0	0		0	0	0	0	0	0	2	.0
MIKE SULLIVAN	2	0	0	0		0	0	0	0	0	0	0	.0
JUHA YLONEN	2	0	0	0	2-	2	0	0	0	0	0	3	.0

Power-play: 0-10 0%
Penalty killing: 8- 8 100.0%

Goaltending

SABRES	GP	MIN	GA	Avg	EN	SO	W	L	T	Shots	Save%
DOMINIK HASEK	1	65	2	1.8	0	0	0	0	1	34	.941
MARTIN BIRON	1	60	2	2.0	0	0	0	1	0	23	.913

COYOTES	GP	MIN	GA	Avg	EN	SO	W	L	T	Shots	Save%
BOB ESSENSA	1	64	2	1.9	0	0	0	0	1	24	.917
SEAN BURKE	1	60	1	1.0	0	0	1	0	0	29	.966

PITTSBURGH PENGUINS VS. BUFFALO SABRES

Summary: Won- 0 Lost- 3 Tied- 1

At BUFFALO	Score			Attend.	Goaltenders	W/T Goal
Nov. 30, 1999	SABRES 1	PENGUINS 4		17,933	BIRON/ BARRASSO	GERMAN TITOV
April 7, 2000	SABRES 1	PENGUINS 2		18,690	HASEK/ TUGNUTT	JAROMIR JAGR
At PITTSBURGH	**Score**			**Attend.**	**Goaltenders**	**W/T Goal**
Nov. 16, 1999	SABRES 2	PENGUINS 3		13,553	ROLOSON, BIRON/ AUBIN	MATTHEW BARNABY
Feb. 16, 2000	SABRES 1	PENGUINS 1		15,728	HASEK/ AUBIN	ALEXEI KOVALEV

Goals by Period:	1st	2nd	3rd	OT	Total
SABRES	1	4	0	0	5
PENGUINS	6	0	3	1	10

Shots by Period:	1st	2nd	3rd	OT	Total
SABRES	33	48	39	1	121
PENGUINS	33	26	39	1	99

Individual Scoring

SABRES	GP	G	A	TP	+/-	PM	PP	SH	GW	GT	EN	S	Pctg
MIROSLAV SATAN	4	1	2	3		2	0	1	0	0	0	19	5.3
MICHAL GROSEK	3	1	1	2		4	0	0	0	0	0	3	33.3
BRIAN HOLZINGER	3	1	1	2		2	0	0	0	0	0	4	25.0
GEOFF SANDERSON	3	1	0	1	1-	0	1	0	0	0	0	12	8.3
VACLAV VARADA	4	1	0	1	1-	4	0	0	0	0	0	6	16.7
VLADIMIR TSYPLAKOV	2	0	1	1	1	0	0	0	0	0	0	0	.0
CURTIS BROWN	3	0	1	1		0	0	0	0	0	0	5	.0
JASON WOOLLEY	3	0	1	1	1-	2	0	0	0	0	0	5	.0
MICHAEL PECA	4	0	1	1	1-	4	0	0	0	0	0	9	.0
CHRIS GRATTON	1	0	0	0		0	0	0	0	0	0	1	.0
WAYNE PRIMEAU	2	0	0	0	1-	0	0	0	0	0	0	0	.0
CORY SARICH	2	0	0	0		2	0	0	0	0	0	3	.0
JAMES PATRICK	3	0	0	0	1-	0	0	0	0	0	0	1	.0
ROB RAY	3	0	0	0		11	0	0	0	0	0	0	.0
MAXIM AFINOGENOV	4	0	0	0	1-	0	0	0	0	0	0	2	.0
STU BARNES	4	0	0	0	3-	0	0	0	0	0	0	11	.0
JAY MCKEE	4	0	0	0	2-	2	0	0	0	0	0	10	.0
ERIK RASMUSSEN	4	0	0	0		2	0	0	0	0	0	2	.0
RICHARD SMEHLIK	4	0	0	0		2	0	0	0	0	0	2	.0
DIXON WARD	4	0	0	0	2-	4	0	0	0	0	0	12	.0
RHETT WARRENER	4	0	0	0	2-	6	0	0	0	0	0	6	.0
ALEXEI ZHITNIK	4	0	0	0		4	0	0	0	0	0	8	.0

Power-play: 1-11 9.1%
Penalty killing: 14-17 82.4%

PENGUINS	GP	G	A	TP	+/-	PM	PP	SH	GW	GT	EN	S	Pctg
ALEXEI KOVALEV	4	3	2	5	2	4	1	0	0	1	0	11	27.3
ROBERT LANG	4	1	3	4	1	0	0	0	0	0	0	9	11.1
GERMAN TITOV	3	2	1	3	1	0	1	0	1	0	0	4	50.0
JAROMIR JAGR	4	2	1	3	1	0	1	0	1	0	0	14	14.3
KIP MILLER	2	0	2	2	1	0	0	0	0	0	0	2	.0
JAN HRDINA	3	0	2	2		0	0	0	0	0	0	4	.0
MARTIN STRAKA	3	0	2	2		2	0	0	0	0	0	4	.0
MICHAL ROZSIVAL	4	0	2	2	1	2	0	0	0	0	0	3	.0
DANIEL TREBIL	1	1	0	1	1	0	0	0	0	0	0	1	100.0
MATTHEW BARNABY	3	1	0	1		13	0	0	1	0	0	6	16.7
ROBERT DOME	1	0	1	1	1	0	0	0	0	0	0	1	.0
DARIUS KASPARAITIS	4	0	1	1		2	0	0	0	0	0	1	.0
STEPHEN LEACH	4	0	1	1		0	0	0	0	0	0	2	.0
JOSEF BERANEK	1	0	0	0	1-	0	0	0	0	0	0	4	.0
DENNIS BONVIE	1	0	0	0		0	0	0	0	0	0	1	.0
BOB BOUGHNER	1	0	0	0		2	0	0	0	0	0	1	.0
JOHN SLANEY	1	0	0	0		2	0	0	0	0	0	3	.0
TYLER WRIGHT	1	0	0	0		0	0	0	0	0	0	0	.0
ROB BROWN	2	0	0	0		2	0	0	0	0	0	5	.0
TOM CHORSKE	2	0	0	0	1-	0	0	0	0	0	0	1	.0
PAT FALLOON	2	0	0	0		2	0	0	0	0	0	3	.0
ANDREW FERENCE	2	0	0	0	2	0	0	0	0	0	0	1	.0
BRAD WERENKA	2	0	0	0		2	0	0	0	0	0	1	.0
HANS JONSSON	3	0	0	0	1	0	0	0	0	0	0	1	.0
ALEXEI MOROZOV	3	0	0	0		0	0	0	0	0	0	4	.0
PETER POPOVIC	3	0	0	0	1	4	0	0	0	0	0	3	.0
JIRI SLEGR	3	0	0	0	2	2	0	0	0	0	0	6	.0
IAN MORAN	4	0	0	0	1	0	0	0	0	0	0	3	.0

Power-play: 3-17 17.6%
Penalty killing: 10-11 90.9%

Goaltending

SABRES	GP	MIN	GA	Avg	EN	SO	W	L	T	Shots	Save%
DWAYNE ROLOSON	1	45	0	.0	0	0	0	0	0	14	1.000
MARTIN BIRON	2	73	7	5.8	0	0	0	2	0	31	.774
DOMINIK HASEK	2	125	3	1.4	0	0	0	1	1	54	.944

PENGUINS	GP	MIN	GA	Avg	EN	SO	W	L	T	Shots	Save%
J-SEBASTIEN AUBIN	2	125	3	1.4	0	0	1	0	1	57	.947
TOM BARRASSO	1	60	1	1.0	0	0	1	0	0	33	.970
RON TUGNUTT	1	60	1	1.0	0	0	1	0	0	31	.968

SAN JOSE SHARKS VS. BUFFALO SABRES

Summary: Won- 0 Lost- 1 Tied- 0

At SAN JOSE	Score		Attend.	Goaltenders	W/T Goal
March 15, 2000	SABRES 5	SHARKS 6	17,483	HASEK/ SHIELDS	JEFF FRIESEN

Goals by Period:	1st	2nd	3rd	OT	Total
SABRES	2	1	2	0	5
SHARKS	2	1	2	1	6

Shots by Period:	1st	2nd	3rd	OT	Total
SABRES	13	12	8	4	37
SHARKS	7	7	10	2	26

Individual Scoring

SABRES	GP	G	A	TP	+/-	PM	PP	SH	GW	GT	EN	S	Pctg
CURTIS BROWN	1	1	1	2		0	0	0	0	0	0	3	33.3
DOUG GILMOUR	1	1	1	2	1-	2	1	0	0	0	0	2	50.0
JAMES PATRICK	1	1	0	1	2-	2	0	0	0	0	0	1	100.0
GEOFF SANDERSON	1	1	0	1		0	0	0	0	0	0	5	20.0
VLADIMIR TSYPLAKOV	1	1	0	1		0	0	0	0	0	0	2	50.0
MAXIM AFINOGENOV	1	0	1	1	2-	0	0	0	0	0	0	4	.0
CHRIS GRATTON	1	0	1	1	2-	0	0	0	0	0	0	3	.0
MIROSLAV SATAN	1	0	1	1	1-	0	0	0	0	0	0	4	.0
RICHARD SMEHLIK	1	0	1	1		0	0	0	0	0	0	2	.0
VACLAV VARADA	1	0	1	1		0	0	0	0	0	0	2	.0
JASON WOOLLEY	1	0	1	1	2-	0	0	0	0	0	0	2	.0
STU BARNES	1	0	0	0	1-	0	0	0	0	0	0	0	.0
JASON HOLLAND	1	0	0	0	1-	0	0	0	0	0	0	0	.0
JAY MCKEE	1	0	0	0	1	0	0	0	0	0	0	0	.0
ERIK RASMUSSEN	1	0	0	0		2	0	0	0	0	0	2	.0
CHRIS TAYLOR	1	0	0	0	1	0	0	0	0	0	0	4	.0
DIXON WARD	1	0	0	0		0	0	0	0	0	0	1	.0
RHETT WARRENER	1	0	0	0	1	2	0	0	0	0	0	0	.0

Power-play: 1- 3 33.3%
Penalty killing: 3- 3 100.0%

SHARKS	GP	G	A	TP	+/-	PM	PP	SH	GW	GT	EN	S	Pctg
NIKLAS SUNDSTROM	1	0	3	3	3	0	0	0	0	0	0	1	.0
VINCENT DAMPHOUSSE	1	1	1	2	1	0	0	0	0	0	0	3	33.3
JEFF FRIESEN	1	1	1	2		0	0	0	1	0	0	6	16.7
TONY GRANATO	1	1	0	1	1	0	0	0	0	0	0	2	50.0
ALEXANDER KOROLYUK	1	1	0	1	1	0	0	0	0	0	0	1	100.0
OWEN NOLAN	1	1	0	1	1	0	0	1	0	0	0	3	33.3
MARCO STURM	1	1	0	1	2-	0	0	1	0	0	0	2	50.0
MARCUS RAGNARSSON	1	0	1	1	4	0	0	0	0	0	0	1	.0
MIKE RICCI	1	0	1	1	1	2	0	0	0	0	0	1	.0
RONNIE STERN	1	0	1	1	1	0	0	0	0	0	0	1	.0
GARY SUTER	1	0	1	1		2	0	0	0	0	0	3	.0
RON SUTTER	1	0	1	1	1	0	0	0	0	0	0	0	.0
SCOTT HANNAN	1	0	0	0	2-	0	0	0	0	0	0	0	.0
TODD HARVEY	1	0	0	0	3-	0	0	0	0	0	0	0	.0
PATRICK MARLEAU	1	0	0	0	1-	0	0	0	0	0	0	0	.0
JEFF NORTON	1	0	0	0	1-	0	0	0	0	0	0	1	.0
MIKE RATHJE	1	0	0	0	2	4	0	0	0	0	0	0	.0
BRAD STUART	1	0	0	0	1	0	0	0	0	0	0	1	.0

Power-play: 0- 3 0%
Penalty killing: 2- 3 66.7%

Goaltending

SABRES	GP	MIN	GA	Avg	EN	SO	W	L	T	Shots	Save%
DOMINIK HASEK	1	63	6	5.7	0	0	0	1	0	26	.769

SHARKS	GP	MIN	GA	Avg	EN	SO	W	L	T	Shots	Save%
STEVE SHIELDS	1	63	5	4.8	0	0	1	0	0	37	.865

ST. LOUIS BLUES VS. BUFFALO SABRES

Summary: Won- 0 Lost- 1 Tied- 0

At BUFFALO	Score		Attend.	Goaltenders	W/T Goal
Nov. 26, 1999	SABRES 0	BLUES 2	18,690	BIRON/ MCLENNAN	MIKE EASTWOOD

Goals by Period:	1st	2nd	3rd	OT	Total
SABRES	0	0	0	0	0
BLUES	0	2	0	0	2

Shots by Period:	1st	2nd	3rd	OT	Total
SABRES	4	10	5	0	19
BLUES	13	17	6	0	36

Individual Scoring

SABRES	GP	G	A	TP	+/-	PM	PP	SH	GW	GT	EN	S	Pctg
MAXIM AFINOGENOV	1	0	0	0		0	0	0	0	0	0	1	.0
STU BARNES	1	0	0	0		0	0	0	0	0	0	2	.0
CURTIS BROWN	1	0	0	0		0	0	0	0	0	0	2	.0
MICHAL GROSEK	1	0	0	0		0	0	0	0	0	0	0	.0
BRIAN HOLZINGER	1	0	0	0	1-	0	0	0	0	0	0	1	.0
JAY MCKEE	1	0	0	0		0	0	0	0	0	0	1	.0
MICHAEL PECA	1	0	0	0	1-	2	0	0	0	0	0	1	.0
WAYNE PRIMEAU	1	0	0	0		2	0	0	0	0	0	0	.0
ROB RAY	1	0	0	0		2	0	0	0	0	0	0	.0
GEOFF SANDERSON	1	0	0	0	1-	2	0	0	0	0	0	0	.0
CORY SARICH	1	0	0	0	2-	0	0	0	0	0	0	1	.0
MIROSLAV SATAN	1	0	0	0	2-	0	0	0	0	0	0	5	.0
RICHARD SMEHLIK	1	0	0	0	1-	0	0	0	0	0	0	0	.0
VACLAV VARADA	1	0	0	0		0	0	0	0	0	0	1	.0
DIXON WARD	1	0	0	0	1-	0	0	0	0	0	0	3	.0
RHETT WARRENER	1	0	0	0		2	0	0	0	0	0	1	.0
JASON WOOLLEY	1	0	0	0		0	0	0	0	0	0	0	.0
ALEXEI ZHITNIK	1	0	0	0	1-	0	0	0	0	0	0	0	.0

Power-play: 0- 5 0%
Penalty killing: 5- 5 100.0%

BLUES	GP	G	A	TP	+/-	PM	PP	SH	GW	GT	EN	S	Pctg
MIKE EASTWOOD	1	1	1	2	2	0	0	0	1	0	0	3	33.3
LUBOS BARTECKO	1	1	0	1	1	2	0	0	0	0	0	3	33.3
PAVOL DEMITRA	1	0	1	1	1	0	0	0	0	0	0	4	.0
LADISLAV NAGY	1	0	1	1	1	0	0	0	0	0	0	5	.0
TYSON NASH	1	0	1	1	1	2	0	0	0	0	0	1	.0
MARC BERGEVIN	1	0	0	0		0	0	0	0	0	0	0	.0
CRAIG CONROY	1	0	0	0		2	0	0	0	0	0	1	.0
JEFF FINLEY	1	0	0	0	1	0	0	0	0	0	0	1	.0
MICHAL HANDZUS	1	0	0	0		2	0	0	0	0	0	3	.0
JOCHEN HECHT	1	0	0	0		0	0	0	0	0	0	1	.0
DEREK KING	1	0	0	0		0	0	0	0	0	0	5	.0
AL MACINNIS	1	0	0	0	1	0	0	0	0	0	0	2	.0
JAMAL MAYERS	1	0	0	0		2	0	0	0	0	0	0	.0
SCOTT PELLERIN	1	0	0	0		0	0	0	0	0	0	0	.0
RICARD PERSSON	1	0	0	0	1	0	0	0	0	0	0	3	.0
CHRIS PRONGER	1	0	0	0		0	0	0	0	0	0	1	.0
TODD REIRDEN	1	0	0	0	1	0	0	0	0	0	0	2	.0
SCOTT YOUNG	1	0	0	0		0	0	0	0	0	0	1	.0

Power-play: 0- 5 0%
Penalty killing: 5- 5 100.0%

Goaltending

SABRES	GP	MIN	GA	Avg	EN	SO	W	L	T	Shots	Save%
MARTIN BIRON	1	59	2	2.0	0	0	0	1	0	36	.944

BLUES	GP	MIN	GA	Avg	EN	SO	W	L	T	Shots	Save%
JAMIE MCLENNAN	1	60	0	.0	0	1	1	0	0	19	1.000

TAMPA BAY LIGHTNING VS. BUFFALO SABRES

Summary: Won- 3 Lost- 1 Tied- 0

At BUFFALO	Score			Attend.	Goaltenders	W/T Goal
Oct. 27, 1999	SABRES 4	LIGHTNING 3		14,494	HASEK/ CLOUTIER	JAMES PATRICK
Jan. 25, 2000	SABRES 2	LIGHTNING 1		17,429	BIRON/ HODSON, CLOUTIER	MICHAEL PECA
At TAMPA	**Score**			**Attend.**	**Goaltenders**	**W/T Goal**
Nov. 12, 1999	SABRES 2	LIGHTNING 4		14,035	BIRON/ CLOUTIER	PAVEL KUBINA
Nov. 28, 1999	SABRES 3	LIGHTNING 2		13,131	ROLOSON/ CLOUTIER	MICHAL GROSEK

Goals by Period:	1st	2nd	3rd	OT	Total
SABRES	4	5	1	1	11
LIGHTNING	1	6	3	0	10

Shots by Period:	1st	2nd	3rd	OT	Total
SABRES	37	34	34	3	108
LIGHTNING	24	35	33	1	93

Individual Scoring

SABRES	GP	G	A	TP	+/-	PM	PP	SH	GW	GT	EN	S	Pctg
MICHAL GROSEK	4	2	2	4	4	2	0	0	1	0	0	6	33.3
MICHAEL PECA	4	2	2	4	3	7	0	0	1	0	0	10	20.0
MAXIM AFINOGENOV	3	2	0	2		4	0	0	0	0	0	6	33.3
JAMES PATRICK	2	1	1	2	2	2	0	0	1	0	0	2	50.0
VACLAV VARADA	3	0	2	2	2	2	0	0	0	0	0	3	.0
DIXON WARD	3	0	2	2	1	0	0	0	0	0	0	2	.0
BRIAN HOLZINGER	4	0	2	2	1-	2	0	0	0	0	0	9	.0
JAY MCKEE	4	0	2	2	3	0	0	0	0	0	0	6	.0
RICHARD SMEHLIK	3	1	0	1	1	4	0	0	0	0	0	3	33.3
STU BARNES	4	1	0	1		2	0	0	0	0	0	6	16.7
CURTIS BROWN	4	1	0	1	2	4	0	0	0	0	0	10	10.0
MIROSLAV SATAN	4	1	0	1	1	0	0	0	0	0	0	13	7.7
GEOFF SANDERSON	3	0	1	1	1-	2	0	0	0	0	0	7	.0
CORY SARICH	3	0	1	1		2	0	0	0	0	0	2	.0
ERIK RASMUSSEN	4	0	1	1		6	0	0	0	0	0	1	.0
RHETT WARRENER	4	0	1	1	3	4	0	0	0	0	0	6	.0
VLADIMIR TSYPLAKOV	1	0	0	0		0	0	0	0	0	0	0	.0
WAYNE PRIMEAU	3	0	0	0	1-	2	0	0	0	0	0	4	.0
ROB RAY	4	0	0	0		4	0	0	0	0	0	0	.0
JASON WOOLLEY	4	0	0	0	1	2	0	0	0	0	0	2	.0
ALEXEI ZHITNIK	4	0	0	0	2-	6	0	0	0	0	0	10	.0

Power-play: 0-16 0%
Penalty killing: 17-20 85.0%

LIGHTNING	GP	G	A	TP	+/-	PM	PP	SH	GW	GT	EN	S	Pctg
MIKE SILLINGER	4	1	4	5	1-	4	1	0	0	0	0	9	11.1
CHRIS GRATTON	4	1	3	4	1	0	0	0	0	0	0	13	7.7
DARCY TUCKER	4	2	1	3	1	7	0	0	0	0	0	9	22.2
STAN DRULIA	4	1	1	2	1	2	0	0	0	0	0	5	20.0
VINCENT LECAVALIER	4	1	1	2	4-	2	1	0	0	0	0	6	16.7
PETR SVOBODA	4	1	1	2	1-	6	1	0	0	0	0	6	16.7
STEVE MARTINS	3	1	0	1	2	0	0	1	0	0	0	4	25.0
ROBERT PETROVICKY	3	1	0	1	1	2	0	0	0	0	0	5	20.0
PAVEL KUBINA	4	1	0	1	2	4	0	0	1	0	0	5	20.0
MICHAEL NYLANDER	1	0	1	1	1-	0	0	0	0	0	0	1	.0
STEPHANE RICHER	2	0	1	1	2-	2	0	0	0	0	0	3	.0
BEN CLYMER	3	0	1	1	2-	4	0	0	0	0	0	3	.0
ANDREI ZYUZIN	3	0	1	1		0	0	0	0	0	0	5	.0
FREDRIK MODIN	4	0	1	1	3-	2	0	0	0	0	0	6	.0
COLIN FORBES	1	0	0	0		0	0	0	0	0	0	1	.0
BRUCE GARDINER	1	0	0	0	1-	0	0	0	0	0	0	1	.0
BILL HOULDER	1	0	0	0	2-	0	0	0	0	0	0	0	.0
CHRIS MCALPINE	1	0	0	0		0	0	0	0	0	0	0	.0
BRYAN MUIR	1	0	0	0		2	0	0	0	0	0	0	.0
JEFF SHEVALIER	1	0	0	0		0	0	0	0	0	0	0	.0
REID SIMPSON	1	0	0	0		4	0	0	0	0	0	2	.0
JAROSLAV SVEJKOVSKY	1	0	0	0	1-	0	0	0	0	0	0	2	.0
TODD WARRINER	1	0	0	0	1-	0	0	0	0	0	0	0	.0
JASSEN CULLIMORE	2	0	0	0		2	0	0	0	0	0	1	.0
ANDREAS JOHANSSON	2	0	0	0	2-	0	0	0	0	0	0	1	.0
STEPHEN GUOLLA	3	0	0	0		0	0	0	0	0	0	1	.0
SERGEY GUSEV	3	0	0	0	2-	0	0	0	0	0	0	3	.0
IAN HERBERS	3	0	0	0	2-	4	0	0	0	0	0	0	.0
DAN KESA	3	0	0	0	2-	2	0	0	0	0	0	1	.0

Power-play: 3-20 15.0%
Penalty killing: 16-16 100.0%

Goaltending

SABRES	GP	MIN	GA	Avg	EN	SO	W	L	T	Shots	Save%
DOMINIK HASEK	1	60	3	3.0	0	0	1	0	0	18	.833
MARTIN BIRON	2	119	5	2.5	0	0	1	1	0	50	.900
DWAYNE ROLOSON	1	62	2	1.9	0	0	1	0	0	25	.920

LIGHTNING	GP	MIN	GA	Avg	EN	SO	W	L	T	Shots	Save%
DAN CLOUTIER	4	241	11	2.7	0	0	1	3	0	108	.898
KEVIN HODSON	1	0	0	.0	0	0	0	0	0	0	.000

TORONTO MAPLE LEAFS VS. BUFFALO SABRES

Summary: Won- 2 Lost- 3 Tied- 0

At BUFFALO	Score			Attend.	Goaltenders	W/T Goal
Jan. 1, 2000	SABRES 8	MAPLE LEAFS 1		18,690	BIRON/ HEALY, JOSEPH	WAYNE PRIMEAU
April 3, 2000	SABRES 3	MAPLE LEAFS 2		18,690	HASEK/ JOSEPH	DIXON WARD
At TORONTO	**Score**			**Attend.**	**Goaltenders**	**W/T Goal**
Dec. 6, 1999	SABRES 2	MAPLE LEAFS 3		19,069	ROLOSON/ JOSEPH	STEVE THOMAS
Jan. 3, 2000	SABRES 2	MAPLE LEAFS 6		19,222	ROLOSON, BIRON/ JOSEPH	SERGEI BEREZIN
Feb. 26, 2000	SABRES 2	MAPLE LEAFS 5		19,298	HASEK/ JOSEPH	DIMITRI YUSHKEVICH

Goals by Period:	1st	2nd	3rd	OT	Total
SABRES	8	3	6	0	17
MAPLE LEAFS	7	6	3	1	17

Shots by Period:	1st	2nd	3rd	OT	Total
SABRES	49	48	52	0	149
MAPLE LEAFS	50	41	38	1	130

Individual Scoring

SABRES	GP	G	A	TP	+/-	PM	PP	SH	GW	GT	EN	S	Pctg
CURTIS BROWN	5	1	5	6	2	2	0	0	0	0	0	11	9.1
MICHAEL PECA	5	2	3	5	2	4	0	0	0	0	0	15	13.3
MIROSLAV SATAN	5	2	3	5	1	2	0	0	0	0	0	14	14.3
STU BARNES	5	3	1	4	1	0	2	0	0	0	0	10	30.0
MAXIM AFINOGENOV	5	2	2	4	2	0	0	0	0	0	0	9	22.2
WAYNE PRIMEAU	4	1	2	3	1-	7	0	0	1	0	0	3	33.3
GEOFF SANDERSON	5	0	3	3	3	0	0	0	0	0	0	9	.0
DIXON WARD	2	2	0	2	2	0	0	0	1	0	0	5	40.0
ERIK RASMUSSEN	4	2	0	2	2	0	0	0	0	0	0	6	33.3
JASON WOOLLEY	5	0	2	2	4	4	0	0	0	0	0	15	.0
ROB RAY	4	1	0	1	1-	29	0	0	0	0	0	2	50.0
JAMES PATRICK	5	1	0	1	3	0	0	0	0	0	0	1	100.0
DOUG GILMOUR	1	0	1	1		0	0	0	0	0	0	0	.0
VLADIMIR TSYPLAKOV	2	0	1	1		0	0	0	0	0	0	3	.0
BRIAN HOLZINGER	3	0	1	1	1	4	0	0	0	0	0	4	.0
MICHAL GROSEK	4	0	1	1	1-	7	0	0	0	0	0	4	.0
VACLAV VARADA	4	0	1	1		2	0	0	0	0	0	12	.0
BRIAN CAMPBELL	1	0	0	0	1-	0	0	0	0	0	0	0	.0
CHRIS GRATTON	1	0	0	0		2	0	0	0	0	0	2	.0
DOUG HOUDA	1	0	0	0		12	0	0	0	0	0	0	.0
PAUL KRUSE	1	0	0	0	1-	4	0	0	0	0	0	2	.0
DOMINIK HASEK	2	0	0	0		10	0	0	0	0	0	0	.0
RICHARD SMEHLIK	2	0	0	0	3-	16	0	0	0	0	0	1	.0
RHETT WARRENER	3	0	0	0	3	6	0	0	0	0	0	0	.0
JAY MCKEE	4	0	0	0	2	0	0	0	0	0	0	3	.0
CORY SARICH	4	0	0	0	2	7	0	0	0	0	0	6	.0
ALEXEI ZHITNIK	5	0	0	0	1-	4	0	0	0	0	0	12	.0

Power-play: 2-24 8.3%
Penalty killing: 19-25 76.0%

MAPLE LEAFS	GP	G	A	TP	+/-	PM	PP	SH	GW	GT	EN	S	Pctg
SERGEI BEREZIN	4	3	1	4	1-	0	0	0	1	0	0	14	21.4
MATS SUNDIN	5	3	1	4	2-	2	2	0	0	0	0	14	21.4
STEVE THOMAS	5	1	3	4	3-	2	0	0	1	0	0	12	8.3
GARRY VALK	4	2	1	3		4	0	0	0	0	0	6	33.3
IGOR KOROLEV	5	2	1	3	2-	2	2	0	0	0	0	5	40.0
TIE DOMI	5	1	2	3		27	0	0	0	0	0	4	25.0
BRYAN BERARD	4	0	3	3		5	0	0	0	0	0	4	.0
KEVYN ADAMS	4	1	1	2		4	0	0	0	0	0	6	16.7
TOMAS KABERLE	5	1	1	2	6-	2	0	0	0	0	0	3	33.3
MIKE JOHNSON	3	0	2	2	1	2	0	0	0	0	0	3	.0
NIK ANTROPOV	4	0	2	2	1-	5	0	0	0	0	0	4	.0
CORY CROSS	5	0	2	2	2	6	0	0	0	0	0	2	.0
DMITRI KHRISTICH	3	1	0	1		2	1	0	0	0	0	5	20.0
JONAS HOGLUND	5	1	0	1	5-	0	0	0	0	0	0	12	8.3
DIMITRI YUSHKEVICH	5	1	0	1	6-	0	1	0	1	0	0	12	8.3
YANIC PERREAULT	2	0	1	1		0	0	0	0	0	0	4	.0
DARCY TUCKER	2	0	1	1		0	0	0	0	0	0	2	.0
ALEXANDER KARPOVTSEV	4	0	1	1	2	4	0	0	0	0	0	2	.0
KRIS KING	4	0	1	1		9	0	0	0	0	0	4	.0
DANNY MARKOV	4	0	1	1		0	0	0	0	0	0	4	.0
GREG ANDRUSAK	1	0	0	0		0	0	0	0	0	0	1	.0
ADAM MAIR	1	0	0	0		2	0	0	0	0	0	1	.0
CHRIS MCALLISTER	1	0	0	0		2	0	0	0	0	0	0	.0
DMITRIY YAKUSHIN	1	0	0	0		2	0	0	0	0	0	1	.0
GERALD DIDUCK	2	0	0	0		4	0	0	0	0	0	3	.0
ALYN MCCAULEY	2	0	0	0		4	0	0	0	0	0	2	.0
CURTIS JOSEPH	5	0	0	0		2	0	0	0	0	0	0	.0

Power-play: 6-25 24.0%
Penalty killing: 22-24 91.7%

Goaltending

SABRES	GP	MIN	GA	Avg	EN	SO	W	L	T	Shots	Save%
DWAYNE ROLOSON	2	81	5	3.7	0	0	0	1	0	35	.857
MARTIN BIRON	2	100	5	3.0	0	0	1	1	0	46	.891
DOMINIK HASEK	2	120	7	3.5	0	0	1	1	0	49	.857

MAPLE LEAFS	GP	MIN	GA	Avg	EN	SO	W	L	T	Shots	Save%
CURTIS JOSEPH	5	280	15	3.2	0	0	3	2	0	139	.892
GLENN HEALY	1	20	2	6.0	0	0	0	0	0	10	.800

VANCOUVER CANUCKS VS. BUFFALO SABRES

Summary: Won- 0 Lost- 2 Tied- 0

	Score			Attend.	Goaltenders	W/T Goal
At BUFFALO						
Feb. 17, 2000	SABRES 1	CANUCKS 2		18,154	BIRON/ POTVIN	DONALD BRASHEAR
At VANCOUVER						
March 16, 2000	SABRES 3	CANUCKS 6		14,491	BIRON/ POTVIN	MARKUS NASLUND

Goals by Period:	1st	2nd	3rd	OT	Total
SABRES	1	2	1	0	4
CANUCKS	4	3	1	0	8

Shots by Period:	1st	2nd	3rd	OT	Total
SABRES	12	11	20	0	43
CANUCKS	20	31	10	0	61

Individual Scoring

SABRES	GP	G	A	TP	+/-	PM	PP	SH	GW	GT	EN	S	Pctg
CURTIS BROWN	1	1	1	2		0	0	0	0	0	0	1	100.0
DOUG GILMOUR	1	1	1	2	1-	0	1	0	0	0	0	2	50.0
MIROSLAV SATAN	2	0	2	2	1	0	0	0	0	0	0	6	.0
MICHAL GROSEK	1	1	0	1	1	0	0	0	0	0	0	1	100.0
DIXON WARD	2	1	0	1		0	0	0	0	0	0	1	100.0
CHRIS TAYLOR	1	0	1	1	1	0	0	0	0	0	0	2	.0
STU BARNES	2	0	1	1		0	0	0	0	0	0	1	.0
JASON WOOLLEY	2	0	1	1	2-	2	0	0	0	0	0	6	.0
CHRIS GRATTON	1	0	0	0	2-	0	0	0	0	0	0	4	.0
JASON HOLLAND	1	0	0	0	1-	0	0	0	0	0	0	0	.0
BRIAN HOLZINGER	1	0	0	0	1-	0	0	0	0	0	0	1	.0
MICHAEL PECA	1	0	0	0		0	0	0	0	0	0	3	.0
ROB RAY	1	0	0	0		0	0	0	0	0	0	0	.0
CORY SARICH	1	0	0	0		2	0	0	0	0	0	1	.0
RICHARD SMEHLIK	1	0	0	0	1-	2	0	0	0	0	0	0	.0
ALEXEI ZHITNIK	1	0	0	0	1-	0	0	0	0	0	0	0	.0
MAXIM AFINOGENOV	2	0	0	0	2-	0	0	0	0	0	0	2	.0
MARTIN BIRON	2	0	0	0		2	0	0	0	0	0	0	.0
JAY MCKEE	2	0	0	0	2	0	0	0	0	0	0	0	.0
JAMES PATRICK	2	0	0	0	1-	0	0	0	0	0	0	0	.0
ERIK RASMUSSEN	2	0	0	0		2	0	0	0	0	0	0	.0
GEOFF SANDERSON	2	0	0	0	1-	0	0	0	0	0	0	6	.0
VLADIMIR TSYPLAKOV	2	0	0	0	1-	0	0	0	0	0	0	1	.0
VACLAV VARADA	2	0	0	0	1-	2	0	0	0	0	0	5	.0
RHETT WARRENER	2	0	0	0		2	0	0	0	0	0	0	.0

Power-play: 1-10 10.0%
Penalty killing: 2- 5 40.0%

CANUCKS	GP	G	A	TP	+/-	PM	PP	SH	GW	GT	EN	S	Pctg
MARKUS NASLUND	2	2	2	4	1-	0	2	0	1	0	0	11	18.2
MARK MESSIER	2	1	3	4		0	0	0	0	0	0	3	33.3
ANDREW CASSELS	2	0	4	4	2	0	0	0	0	0	0	2	.0
MATTIAS OHLUND	2	2	1	3	4	4	1	1	0	0	0	6	33.3
BRENDAN MORRISON	1	1	1	2	2	2	0	0	0	0	0	3	33.3
DONALD BRASHEAR	1	1	0	1	1	2	0	0	1	0	0	3	33.3
TODD BERTUZZI	2	1	0	1	1	0	0	0	0	0	0	6	16.7
PETER SCHAEFER	1	0	1	1		0	0	0	0	0	0	1	.0
VADIM SHARIFIJANOV	1	0	1	1		0	0	0	0	0	0	1	.0
MATT COOKE	2	0	0	1	1	2	4	0	0	0	0	3	.0
FELIX POTVIN	2	0	1	1		2	0	0	0	0	0	0	.0
ARTEM CHUBAROV	1	0	0	0		2	0	0	0	0	0	4	.0
ED JOVANOVSKI	1	0	0	0	1-	2	0	0	0	0	0	0	.0
ZENITH KOMARNISKI	1	0	0	0		2	0	0	0	0	0	1	.0
CHRIS O'SULLIVAN	1	0	0	0		0	0	0	0	0	0	1	.0
DENIS PEDERSON	1	0	0	0		0	0	0	0	0	0	1	.0
BRENT SOPEL	1	0	0	0		0	0	0	0	0	0	0	.0
MURRAY BARON	2	0	0	0	2	0	0	0	0	0	0	1	.0
HAROLD DRUKEN	2	0	0	0		0	0	0	0	0	0	4	.0
GREG HAWGOOD	2	0	0	0		2	0	0	0	0	0	2	.0
DARBY HENDRICKSON	2	0	0	0		0	0	0	0	0	0	2	.0
TRENT KLATT	2	0	0	0	2-	0	0	0	0	0	0	3	.0
BRAD MAY	2	0	0	0		2	0	0	0	0	0	3	.0
JASON STRUDWICK	2	0	0	0	1-	0	0	0	0	0	0	0	.0

Power-play: 3- 5 60.0%
Penalty killing: 9-10 90.0%

Goaltending

SABRES	GP	MIN	GA	Avg	EN	SO	W	L	T	Shots	Save%
MARTIN BIRON	2	119	8	4.0	0	0	0	2	0	61	.869

CANUCKS	GP	MIN	GA	Avg	EN	SO	W	L	T	Shots	Save%
FELIX POTVIN	2	120	4	2.0	0	0	2	0	0	43	.907

WASHINGTON CAPITALS VS. BUFFALO SABRES

Summary: Won- 1 Lost- 2 Tied- 1

	Score			Attend.	Goaltenders	W/T Goal
At BUFFALO						
Oct. 8, 1999	SABRES 2	CAPITALS 3		18,690	HASEK/ KOLZIG	ALEXEI TEZIKOV
Nov. 24, 1999	SABRES 5	CAPITALS 2		17,381	BIRON/ KOLZIG	CURTIS BROWN
At WASHINGTON						
March 5, 2000	SABRES 1	CAPITALS 2		17,873	BIRON/ KOLZIG	CALLE JOHANSSON
April 9, 2000	SABRES 1	CAPITALS 1		18,672	HASEK/ KOLZIG	RICHARD ZEDNIK

Goals by Period:	1st	2nd	3rd	OT	Total
SABRES	2	3	4	0	9
CAPITALS	2	4	2	0	8

Shots by Period:	1st	2nd	3rd	OT	Total
SABRES	42	42	29	2	115
CAPITALS	34	33	30	4	101

Individual Scoring

SABRES	GP	G	A	TP	+/-	PM	PP	SH	GW	GT	EN	S	Pctg
STU BARNES	4	2	4	6	2	0	0	0	0	0	0	10	20.0
CURTIS BROWN	4	2	1	3	2	0	1	0	1	0	0	8	25.0
MIROSLAV SATAN	4	2	1	3	4	2	0	0	0	0	0	11	18.2
BRIAN CAMPBELL	1	1	1	2	1	0	0	0	0	0	0	2	50.0
BRIAN HOLZINGER	3	1	1	2	2	0	0	1	0	0	0	3	33.3
WAYNE PRIMEAU	3	1	1	2		17	1	0	0	0	0	3	33.3
JASON WOOLLEY	3	0	2	2	1	0	0	0	0	0	0	6	.0
CHRIS GRATTON	1	0	1	1		0	0	0	0	0	0	2	.0
MICHAL GROSEK	2	0	1	1	1	0	0	0	0	0	0	3	.0
ROB RAY	3	0	1	1		9	0	0	0	0	0	1	.0
DIXON WARD	3	0	1	1		5	0	0	0	0	0	4	.0
ERIK RASMUSSEN	4	0	1	1	1-	0	0	0	0	0	0	3	.0
J-LUC GRAND-PIERRE	1	0	0	0	1-	0	0	0	0	0	0	3	.0
JASON HOLLAND	1	0	0	0		0	0	0	0	0	0	1	.0
CHRIS TAYLOR	1	0	0	0		0	0	0	0	0	0	1	.0
CORY SARICH	2	0	0	0	1	4	0	0	0	0	0	3	.0
VLADIMIR TSYPLAKOV	2	0	0	0		0	0	0	0	0	0	4	.0
RHETT WARRENER	2	0	0	0		0	0	0	0	0	0	1	.0
MAXIM AFINOGENOV	3	0	0	0		2	0	0	0	0	0	8	.0
JAY MCKEE	3	0	0	0	1	6	0	0	0	0	0	3	.0
JAMES PATRICK	3	0	0	0	3	0	0	0	0	0	0	3	.0
GEOFF SANDERSON	3	0	0	0		0	0	0	0	0	0	4	.0
MICHAEL PECA	4	0	0	0	1-	21	0	0	0	0	0	5	.0
RICHARD SMEHLIK	4	0	0	0	1-	0	0	0	0	0	0	5	.0
VACLAV VARADA	4	0	0	0	2-	10	0	0	0	0	0	6	.0
ALEXEI ZHITNIK	4	0	0	0	2-	8	0	0	0	0	0	12	.0

Power-play: 2-20 10.0%
Penalty killing: 12-15 80.0%

CAPITALS	GP	G	A	TP	+/-	PM	PP	SH	GW	GT	EN	S	Pctg
ULF DAHLEN	3	2	1	3	1-	0	1	0	0	0	0	5	40.0
DMITRI MIRONOV	3	0	3	3	2-	0	0	0	0	0	0	6	.0
ADAM OATES	4	0	3	3	1-	0	0	0	0	0	0	5	.0
PETER BONDRA	3	1	1	2	2-	4	1	0	0	0	0	9	11.1
JAN BULIS	1	1	0	1	1	2	0	0	0	0	0	2	50.0
ALEXEI TEZIKOV	2	1	0	1	1-	0	1	0	1	0	0	4	25.0
RICHARD ZEDNIK	3	1	0	1	1	2	0	0	0	1	0	8	12.5
JEFF HALPERN	4	1	0	1		0	0	0	0	0	0	6	16.7
CALLE JOHANSSON	4	1	0	1		0	0	0	1	0	0	5	20.0
KEN KLEE	4	0	1	1		6	0	0	0	0	0	6	.0
STEVE KONOWALCHUK	4	0	1	1	2	13	0	0	0	0	0	5	.0
ANDREI NIKOLISHIN	4	0	1	1	1-	0	0	0	0	0	0	7	.0
CHRIS SIMON	4	0	1	1	3-	16	0	0	0	0	0	11	.0
MIKE EAGLES	1	0	0	0		0	0	0	0	0	0	0	.0
JOE REEKIE	1	0	0	0	1-	4	0	0	0	0	0	1	.0
JEFF TOMS	1	0	0	0		0	0	0	0	0	0	1	.0
ROB ZETTLER	1	0	0	0	1	2	0	0	0	0	0	1	.0
NOLAN BAUMGARTNER	2	0	0	0		0	0	0	0	0	0	2	.0
JAMES BLACK	2	0	0	0		0	0	0	0	0	0	4	.0
JIM MCKENZIE	2	0	0	0		2	0	0	0	0	0	0	.0
GLEN METROPOLIT	2	0	0	0		0	0	0	0	0	0	2	.0
JOE MURPHY	2	0	0	0		23	0	0	0	0	0	2	.0
JAROSLAV SVEJKOVSKY	2	0	0	0		0	0	0	0	0	0	0	.0
TERRY YAKE	2	0	0	0		0	0	0	0	0	0	0	.0
SERGEI GONCHAR	3	0	0	0		0	0	0	0	0	0	4	.0
OLAF KOLZIG	4	0	0	0		4	0	0	0	0	0	0	.0
JOE SACCO	4	0	0	0	2-	2	0	0	0	0	0	3	.0
BRENDAN WITT	4	0	0	0	1-	2	0	0	0	0	0	2	.0

Power-play: 3-15 20.0%
Penalty killing: 18-20 90.0%

Goaltending

SABRES	GP	MIN	GA	Avg	EN	SO	W	L	T	Shots	Save%
DOMINIK HASEK	2	125	4	1.9	0	0	0	1	1	46	.913
MARTIN BIRON	2	119	4	2.0	0	0	1	1	0	55	.927

CAPITALS	GP	MIN	GA	Avg	EN	SO	W	L	T	Shots	Save%
OLAF KOLZIG	4	245	9	2.2	0	0	2	1	1	115	.922

MISCELLANEOUS STATISTICS 1999-00

Regular Season	Record
When the Sabres...	
Played a 1-Goal Game	14-15
Played a 2-Goal Game	8-9
Played a 3-Goal Game	13-12
When the Sabres...	
Scored First	28-11-7
Opp. Scored First	7-25-4
Led After 1 Period	20-3-5
Trailed After 1 Period	1-20-0
Tied After 1 Period	14-13-6
Led After 2 Periods	28-1-4
Trailed After 2 Periods	1-25-2
Tied After 2 Periods	6-10-5
Outshot opponent	23-17-7
Were Outshot	11-17-4
Had Even shots	1-2-0
Overtime (all-time)	41-49-182

Playoffs	Record
When the Sabres...	
Played a 1-Goal Game	1-2
Played a 2-Goal Game	0-1
Played a 3-Goal Game	0-1
When the Sabres...	
Scored First	1-2-0
Opp. Scored First	0-2-0
Led After 1 Period	1-1-0
Trailed After 1 Period	0-2-0
Tied After 1 Period	0-1-0
Led After 2 Periods	0-0-0
Trailed After 2 Periods	0-2-0
Tied After 2 Periods	1-2-0
Outshot opponent	1-1-0
Were Outshot	0-3-0
Had Even shots	0-0-0
Overtime (all-time)	22-19

SABRES ALL-TIME RECORDS BY TEAM

ALL-TIME RECORD	GP	W	L	T	GF	GA	PTS.	PCT.
Anaheim	12	6	4	2	32	28	14	.583
Atlanta	4	2	1	1	17	13	5	.625
Boston	194	79	87	28	646	659	186	.479
Calgary	51	27	17	7	189	162	61	.598
ATLANTA	35	15	11	9	135	111	39	.557
Total	86	42	28	16	324	273	100	.581
CALIFORNIA	34	16	10	8	126	104	40	.588
Carolina	14	8	5	1	39	34	17	.607
HARTFORD	125	64	45	16	453	386	144	.576
Total	139	72	50	17	492	420	161	.579
Chicago	98	47	39	12	322	287	106	.541
CLEVELAND	12	9	3	0	65	35	18	.750
Colorado	10	5	3	2	27	23	12	.600
QUEBEC	112	50	44	18	404	395	118	.528
Total	122	55	47	20	431	418	130	.533
Dallas	11	5	6	0	24	32	10	.455
MINNESOTA	89	42	31	16	305	261	100	.562
Total	100	47	37	16	329	293	110	.550
Detroit	102	50	39	13	370	335	113	.554
Edmonton	54	15	30	9	179	217	39	.361
Florida	28	15	10	2	90	62	34	.571
Los Angeles	101	48	35	18	381	324	114	.564
Montreal	184	74	79	31	561	610	179	.486
Nashville	4	2	2	0	10	10	4	.500
New Jersey	61	27	24	10	213	207	64	.525
COLORADO	31	25	2	4	142	76	54	.871
Total	92	52	26	14	355	283	118	.641
N.Y. Islanders	106	50	39	17	332	303	117	.552
N.Y. Rangers	118	54	41	23	408	378	131	.555
Ottawa	43	25	10	8	137	77	58	.674
Philadelphia	114	40	55	19	341	375	99	.434
Phoenix	8	2	3	3	16	18	7	.438
WINNIPEG	46	30	12	4	190	132	64	.696
Total	54	32	15	7	206	150	71	.657
Pittsburgh	126	48	46	32	457	408	128	.508
St. Louis	96	43	40	13	317	321	99	.516
San Jose	16	9	4	3	71	55	21	.656
Tampa Bay	30	19	9	2	89	76	40	.667
Toronto	115	62	40	13	449	337	137	.596
Vancouver	98	40	40	18	337	326	98	.500
Washington	96	58	29	14	361	251	130	.677

(Defunct teams in CAPS)

SABRES ALL-TIME RECORDS BY TEAM

HOME RECORD	GP	W	L	T	GF	GA	PTS	PCT.
Anaheim	6	2	2	2	14	16	6	.500
Atlanta	2	1	1	0	8	8	2	.500
Boston	97	50	32	15	360	290	115	.593
Calgary	25	17	6	2	106	66	36	.720
ATLANTA	18	8	7	3	75	61	19	.528
Total	43	25	13	5	181	127	55	.640
CALIFORNIA	17	9	3	5	66	45	23	.676
Carolina	7	5	2	0	21	15	10	.714
HARTFORD	62	35	20	7	258	195	77	.621
Total	69	40	22	7	279	210	87	.630
Chicago	50	31	13	6	189	129	68	.680
CLEVELAND	6	4	2	0	28	18	8	.667
Colorado	5	3	1	1	16	15	7	.700
QUEBEC	56	32	16	8	226	182	72	.643
Total	61	35	17	9	242	197	79	.648
Dallas	5	3	2	0	12	12	6	.600
MINNESOTA	44	23	11	10	165	119	56	.636
Total	49	26	13	10	177	131	62	.633
Detroit	50	32	10	8	219	145	72	.720
Edmonton	28	10	11	7	109	105	27	.482
Florida	15	10	3	2	50	24	22	.733
Los Angeles	50	26	15	9	203	147	61	.610
Montreal	92	46	27	19	287	249	111	.603
Nashville	2	0	2	0	5	8	0	.000
New Jersey	30	14	12	4	112	113	32	.533
COLORADO	16	14	1	1	80	35	29	.906
Total	46	28	13	5	192	148	61	.663
N.Y. Islanders	53	29	16	8	184	147	66	.623
N.Y. Rangers	60	35	17	8	253	189	78	.650
Ottawa	21	14	5	2	71	29	30	.714
Philadelphia	55	27	21	7	188	162	61	.555
Phoenix	4	1	0	3	11	7	5	.625
WINNIPEG	23	19	2	2	107	57	40	.870
Total	27	20	2	5	118	64	45	.833
Pittsburgh	63	32	**15	16	256	169	80	.635
St. Louis	49	29	14	6	195	151	64	.653
San Jose	8	8	0	0	41	23	16	1.000
Tampa Bay	15	8	6	1	39	45	17	.567
Toronto	58	37	17	4	244	160	76	.672
Vancouver	49	24	*17	8	177	144	56	.571
Washington	49	32	11	6	196	129	70	.714

* - includes one game played at Hamilton, ONT
** - includes one game played at Sacramento, CA

SABRES ALL-TIME RECORDS BY TEAM

ROAD RECORD	GP	W	L	T	GF	GA	PTS	PCT.
Anaheim	6	4	2	0	18	12	8	.667
Atlanta	2	1	0	1	9	5	3	.750
Boston	97	29	55	13	286	369	71	.366
Calgary	26	10	11	5	83	96	25	.481
ATLANTA	17	7	4	6	60	50	20	.588
Total	43	17	15	11	143	146	45	.524
CALIFORNIA	17	7	7	3	60	59	17	.500
Carolina	7	3	3	1	18	19	7	.500
HARTFORD	63	29	25	9	195	191	67	.532
Total	70	32	28	10	213	210	74	.529
Chicago	48	16	26	6	133	158	38	.396
CLEVELAND	6	5	1	0	37	17	10	.833
Colorado	5	2	2	1	11	8	5	.500
QUEBEC	56	18	28	10	178	213	46	.411
Total	61	20	30	11	189	221	451	.418
Dallas	6	2	4	0	12	20	4	.333
MINNESOTA	45	19	20	6	140	142	44	.489
Total	51	21	24	6	152	162	48	.471
Detroit	52	18	29	5	151	190	41	.394
Edmonton	26	5	19	2	70	112	12	.231
Florida	13	6	7	0	40	38	12	.462
Los Angeles	51	22	20	9	178	177	53	.520
Montreal	92	28	52	12	274	361	68	.370
Nashville	2	2	0	0	5	2	4	1.000
New Jersey	31	13	12	*6	101	94	32	.516
COLORADO	15	11	1	3	62	41	25	.833
Total	46	24	13	9	163	135	57	.620
N.Y. Islanders	53	21	23	**9	148	156	51	.481
N.Y. Rangers	58	19	24	15	155	189	53	.457
Ottawa	22	11	5	6	66	48	28	.636
Philadelphia	59	13	34	12	153	212	38	.322
Phoenix	4	1	3	0	5	11	2	.250
WINNIPEG	23	11	10	2	83	75	24	.522
Total	27	12	13	2	88	86	26	.481
Pittsburgh	63	16	31	16	201	239	48	.381
St. Louis	47	14	26	7	122	170	36	.372
San Jose	8	1	4	3	30	32	5	.313
Tampa Bay	15	11	3	1	50	31	23	.767
Toronto	57	25	23	9	205	177	59	.518
Vancouver	49	16	23	10	160	182	42	.429
Washington	47	26	13	8	165	122	60	.638

* - includes one game played at Hamilton, ONT
** - includes one game played at Minneapolis, MN

LAST 10 GAMES VS. EACH TEAM - OVERALL

Team	1	2	3	4	5	6	7	8	9	10	Record
Anaheim Mighty Ducks	L	L	T	L	W	W	L	W	W	T	4-4-2
Atlanta Thrashers	---	---	---	---	---	---	T	W	W	L	2-1-1
Boston Bruins	W	W	W	W	L	L	W	T	L	W	6-3-1
Calgary Flames	L	L	L	T	W	W	W	T	W	W	5-3-2
Carolina Hurricanes	W	W	L	W	W	L	W	L	W	L	6-4-0
Chicago Blackhawks	L	L	W	L	L	L	W	L	W	W	4-6-0
Colorado Avalanche	L	W	T	W	L	T	W	L	W	W	5-3-2
Dallas Stars	W	L	W	L	W	L	L	L	W	W	5-5-0
Detroit Red Wings	W	L	L	L	L	L	T	L	L	L	1-8-1
Edmonton Oilers	T	W	L	L	L	T	W	L	L	T	2-5-3
Florida Panthers	W	T	L	W	W	W	W	L	L	W	6-3-1
Los Angeles Kings	T	W	W	L	T	W	L	W	L	W	5-3-2
Montreal Canadiens	W	W	L	W	L	L	L	L	W	W	5-5-0
Nashville Predators	---	---	---	---	---	---	W	L	L	W	2-2-0
New Jersey Devils	L	L	W	L	T	L	L	L	W	W	3-6-1
New York Islanders	L	T	L	T	W	W	W	T	L	W	4-3-3
New York Rangers	W	W	T	W	W	W	T	W	L	T	6-1-3
Ottawa Senators	T	L	T	T	T	L	T	W	W	W	3-2-5
Philadelphia Flyers	L	W	T	W	T	T	L	L	W	L	3-4-3
Phoenix Coyotes	L#	L#	W	W	L	T	L	T	T	L	2-5-3
Pittsburgh Penguins	L	W	L	T	W	W	L	L	T	L	3-5-2
St. Louis Blues	L	W	W	W	T	W	T	T	L	L	4-3-3
San Jose Sharks	T	W	L	T	W	L	W	T	W	L	4-3-3
Tampa Bay Lightning	W	W	W	W	L	L	W	L	W	W	7-3-0
Toronto Maple Leafs	W	W	W	L	L	L	W	L	L	W	5-5-0
Vancouver Canucks	W	L	L	W	L	W	W	W	L	L	5-5-0
Washington Capitals	L	W	L	W	L	W	L	W	L	T	4-5-1

in Winnipeg as the Jets

LAST 10 GAMES VS. EACH TEAM - HOME

Team	1	2	3	4	5	6	7	8	9	10	Record
Anaheim Mighty Ducks	---	---	---	---	W	L	T	W	L	T	2-2-2
Atlanta Thrashers	---	---	---	---	---	---	---	---	W	L	1-1-0
Boston Bruins	W	W	T	L	W	W	W	W	W	W	8-1-1
Calgary Flames	W	L	L	W	W	L	T	W	W	W	6-3-1
Carolina Hurricanes	W*	W*	L*	W	W	W	L	W	W	L	7-3-0
Chicago Blackhawks	L	W	L	W	L	L	W	L	W	W	5-5-0
Colorado Avalanche	W^	W^	L^	L^	W^	W	W	T	L	W	6-3-1
Dallas Stars	T+	W+	T+	L+	L+	L	W	W	L	W	4-4-2
Detroit Red Wings	T	W	L	W	L	W	L	L	T	L	3-5-2
Edmonton Oilers	L	T	W	L	T	W	L	T	L	T	2-4-4
Florida Panthers	W	W	T	L	W	T	W	W	W	L	6-2-2
Los Angeles Kings	L	T	L	L	W	T	W	W	W	W	5-3-2
Montreal Canadiens	W	T	L	W	W	W	W	L	L	W	6-3-1
Nashville Predators	---	---	---	---	---	---	---	---	L	L	0-2-0
New Jersey Devils	L	T	W	L	L	L	L	L	L	W	2-7-1
New York Islanders	T	L	W	L	W	L	T	W	W	W	5-3-2
New York Rangers	L	W	L	W	T	W	W	W	T	L	5-3-2
Ottawa Senators	W	L	W	L	L	T	L	T	W	W	4-4-2
Philadelphia Flyers	W	L	L	W	L	W	W	T	L	W	5-4-1
Phoenix Coyotes	W#	W#	W#	W#	W#	L#	W	T	T	T	6-1-3
Pittsburgh Penguins	W	W	W	W	T	W	W	W	L	L	7-2-1
St. Louis Blues	L	L	W	W	L	W	T	T	L	L	3-5-2
San Jose Sharks	---	---	W	W	W	W	W	W	W	W	8-0-0
Tampa Bay Lightning	L	L	L	W	W	W	W	L	W	W	6-4-0
Toronto Maple Leafs	W	T	W	W	T	W	W	L	W	W	7-1-2
Vancouver Canucks	W	L	L	L	L	W	L	L	W	L	3-7-0
Washington Capitals	T	L	T	L	W	L	L	W	L	W	3-5-2

* as Hartford Whalers
^ as Quebec Nordiques
+ as Minnesota North Stars
# as Winnipeg Jets

LAST 10 GAMES VS. EACH TEAM - AWAY

Team	1	2	3	4	5	6	7	8	9	10	Record
Anaheim Mighty Ducks	---	---	---	---	W	L	L	W	W	W	4-2-0
Atlanta Thrashers	---	---	---	---	---	---	---	---	T	W	1-0-1
Boston Bruins	W	W	W	L	T	W	L	L	T	L	4-4-2
Calgary Flames	T	W	W	W	W	L	L	W	T	W	6-2-2
Carolina Hurricanes	L*	L*	*	T	W	L	W	L	L	W	3-6-1
Chicago Blackhawks	L	W	W	W	W	L	L	L	L	W	5-5-0
Colorado Avalanche	W^	T^	W^	T^	L^	L	T	L	W	W	4-3-3
Dallas Stars	L+	L+	L+	L+	W	L	L	L	L	W	2-8-0
Detroit Red Wings	L	L	T	L	W	L	L	L	L	L	1-8-1
Edmonton Oilers	L	L	L	L	L	W	L	L	W	L	2-8-0
Florida Panthers	L	L	L	L	W	W	L	W	L	W	4-6-0
Los Angeles Kings	L	T	W	L	W	W	L	T	L	L	3-5-2
Montreal Canadiens	W	T	W	W	T	W	L	L	L	W	5-3-2
Nashville Predators	---	---	---	---	---	---	---	---	W	W	2-0-0
New Jersey Devils	W	W	T	L	L	L	W	T	L	W	4-4-2
New York Islanders	L	L	W	W	L	T	L	W	T	L	3-5-2
New York Rangers	L	T	L	T	W	W	T	W	W	T	4-2-4
Ottawa Senators	W	W	L	L	T	T	T	T	L	W	3-3-4
Philadelphia Flyers	L	W	T	W	T	L	T	T	L	L	2-4-4
Phoenix Coyotes	W#	W#	L#	W#	L#	L#	W	L	L	L	4-6-0
Pittsburgh Penguins	L	L	L	T	L	L	L	T	L	T	0-7-3
St. Louis Blues	L	L	L	L	T	L	W	W	W	T	3-5-2
San Jose Sharks	---	---	W	L	T	L	T	L	T	L	1-4-3
Tampa Bay Lightning	W	W	W	W	T	W	W	L	L	W	7-2-1
Toronto Maple Leafs	T	W	T	L	W	W	L	L	L	L	3-5-2
Vancouver Canucks	W	T	L	L	W	L	W	W	W	L	5-4-1
Washington Capitals	L	W	W	W	L	W	W	L	L	T	5-4-1

* In Hartford as the Whalers
^ In Quebec as the Nordiques
+ In Minnesota as the North Stars
# in Winnipeg as the Jets

SABRE STREAKS

Sabres Longest Winning Streaks

Games	Dates
10	1/4/84 to 1/23/84
9	12/11/76 to 12/29/76
9	11/24/79 to 12/13/79

(**Note:** Sabres won 11 straight over two seasons 4-1-75 to 10-26-75)

Sabres Longest Losing Streaks

Games	Dates
7	10/25/70 to 11/8/70
7	4/3/93 to 4/15/93
7	10/9/93 to 10/22/93

Sabres Longest Unbeaten Streaks

Games	Dates
14	3/6/80 to 4/6/80
13	1/4/84 to 1/29/84
13	1/21/98 to 3/2/98

Sabres Longest Winless Streaks

Games	Dates
12	11/23/91 to 12/20/91
10	11/7/71 to 12/1/71

Most Consecutive Ties

Games	Dates
4	12/22/77 to 1/1/78
4	1/9/81 to 1/16/81
4	2/26/82 to 3/6/82
4	12/9/84 to 12/16/84

THE LAST STREAK

Sabres Winning Streaks

Games	Dates
3	4/1/00 to 4/6/00
4	3/18/00 to 3/27/00
5	1/12/91 to 1/24/91
6	12/31/92 to 1/10/93
7	12/23/84 to 1/5/85
8	10/9/75 to 10/26/75
9	11/24/79 to 12/13/79
10	1/4/84 to 1/23/84

Sabres Losing Streaks

Games	Dates
3	1/18/00 to 1/22/00
4	2/2/99 to 2/7/99
5	12/7/90 to 12/16/90
6	1/26/91 to 2/6/91
7	10/9/93 to 10/22/93

Sabres Unbeaten Streaks

Games	Dates
4	1/12/97 to 1/22/97
5	2/21/96 to 3/1/96
6	12/14/96 to 12/26/96
7	1/23/92 to 2/4/92
8	11/29/98 to 12/18/98
9	10/27/98 to 11/20/98
10	12/23/84 to 1/12/85
11	12/15/77 to 1/11/78
12	1/29/97 to 2/23/97
13	1/21/98 to 3/2/98
14	3/6/80 to 4/6/80

Sabres Winless Streaks

Games	Dates
4	4/10/99 to 4/17/99
5	11/30/99 to 12/8/00
6	3/22/97 to 4/2/97
7	10/2/99 to 10/20/99
8	10/9/93 to 10/23/93
9	None
10	11/7/71 to 12/1/71
11	None
12	11/23/91 to 12/20/91

Games	Consecutive Ties
4	12/9/84 to 12/16/84

SABRES RECORD BY YEAR

	PRESEASON			REGULAR SEASON							PLAYOFFS	
YEAR	W	L	T	GP	W	L	T	GF	GA	PTS	W	L
1970-71	1	4	4	78	24	39	15	217	291	63	--	--
1971-72	3	1	5	78	16	43	19	203	289	51	--	--
1972-73	4	2	2	78	37	27	14	257	219	88	2	4
1973-74	0	6	2	78	32	34	12	242	250	76	--	--
1974-75	4	4	0	80	49	16	15	354	240	113	10	7
1975-76	3	6	0	80	46	21	13	339	240	105	4	5
1976-77	4	5	1	80	48	24	8	301	220	104	2	4
1977-78	3	3	4	80	44	19	17	288	215	105	3	5
1978-79	5	6	0	80	36	28	16	280	263	88	1	2
1979-80	3	6	2	80	47	17	16	318	201	110	9	5
1980-81	4	5	2	80	39	20	21	327	250	99	4	4
1981-82	2	5	3	80	39	26	15	307	273	93	1	3
1982-83	5	2	4	80	38	29	13	318	285	89	6	4
1983-84	2	8	0	80	48	25	7	315	257	103	0	3
1984-85	5	2	2	80	38	28	14	290	237	90	2	3
1985-86	3	3	2	80	37	37	6	296	291	80	--	--
1986-87	4	5	0	80	28	44	8	280	308	64	--	--
1987-88	7	2	0	80	37	32	11	283	305	85	2	4
1988-89	7	0	1	80	38	35	7	291	299	83	1	4
1989-90	4	3	2	80	45	27	8	286	248	98	2	4
1990-91	2	4	2	80	31	30	19	292	278	81	2	4
1991-92	3	5	1	80	31	37	12	289	299	74	3	4
1992-93	5	4	0	84	38	36	10	335	297	86	4	4
1993-94	1	6	0	84	43	32	9	282	218	95	3	4
1994-95	2	4	1	48	22	19	7	130	119	51	1	4
1995-96	4	4	0	82	33	42	7	247	262	73	--	--
1996-97	3	4	1	82	40	30	12	237	208	92	5	7
1997-98	0	6	2	82	36	29	17	211	187	89	10	5
1998-99	1	6	0	82	37	28	17	207	175	91	14	7
1999-00	2	4	1	82	35	36	11	213	204	85*	1	4
TOTALS	**97**	**125**	**44**	**2378**	**1112**	**890**	**376**	**8235**	**7428**	**2604**	**92**	**104**

* Includes four points for regulation tie (losses in overtime)

SABRES ALL-TIME HOME AND AWAY RECORDS

	HOME							AWAY						
YEAR	GP	W	L	T	GF	GA	PTS	GP	W	L	T	GF	GA	PTS
1970-71	39	16	13	10	119	123	42	39	8	26	5	98	168	21
1971-72	39	11	19	9	110	127	31	39	5	24	10	93	162	20
1972-73	39	30	6	3	162	80	63	39	7	21	11	95	139	25
1973-74	39	23	10	6	142	99	52	39	9	24	6	100	151	24
1974-75	40	28	6	6	199	113	62	40	21	10	9	155	127	51
1975-76	40	28	7	5	197	106	61	40	18	14	8	142	134	44
1976-77	40	27	8	5	165	101	59	40	21	16	3	136	119	45
1977-78	40	25	7	8	142	86	58	40	19	12	9	146	129	47
1978-79	40	19	13	8	150	130	46	40	17	15	8	130	133	42
1979-80	40	27	5	8	180	95	62	40	20	12	8	138	106	48
1980-81	40	21	7	12	177	111	54	40	18	13	9	150	139	45
1981-82	40	23	8	9	179	128	55	40	16	18	6	128	145	38
1982-83	40	25	7	8	189	124	58	40	13	22	5	129	161	31
1983-84	40	25	9	6	168	119	56	40	23	16	1	147	138	47
1984-85	40	23	10	7	164	116	53	40	15	18	7	126	121	37
1985-86	40	23	16	1	169	147	47	40	14	21	5	127	144	33
1986-87	40	18	18	4	153	144	40	40	10	26	4	127	164	24
1987-88	40	19	14	7	144	138	45	40	18	18	4	139	167	40
1988-89	40	25	12	3	167	141	53	40	13	23	4	124	158	30
1989-90	40	27	11	2	160	121	56	40	18	16	6	126	127	42
1990-91	40	15	13	12	157	129	42	40	16	17	7	135	149	39
1991-92	40	22	13	5	158	133	49	40	9	24	7	131	166	25
1992-93	42	25	15	2	190	145	52	42	13	21	8	145	152	34
1993-94	42	22	17	3	140	107	47	42	21	15	6	142	111	48
1994-95	24	15	8	1	80	58	31	24	7	11	6	50	61	20
1995-96	41	19	17	5	125	111	43	41	14	25	2	122	151	30
1996-97	41	24	11	6	139	107	54	41	16	19	6	98	101	38
1997-98	41	20	13	8	113	82	48	41	16	16	9	98	105	41
1998-99	41	23	12	6	117	88	52	41	14	16	11	90	87	39
1999-00	41	21	15	5	112	98	48*	41	14	21	6	101	106	37*
TOTALS	**1189**	**669**	**340**	**180**	**4567**	**3407**	**1519**	**1189**	**443**	**550**	**196**	**3668**	**4021**	**1085**

* Includes four points for regulation tie (losses in overtime)

RECORD BY DAY OF THE WEEK

	1999-00 Season			1998-99 Season		
Day	No.	Record	Pct.	No.	Record	Pct.
Sunday	6	2-2-2	.500	7	4-1-2	.714
Monday	10	6-3-1	.650	9	6-3-0	.667
Tuesday	10	4-5-1	.450	11	2-2-7	.500
Wednesday	10	5-2-3	.650	13	4-8-1	.346
Thursday	12	6-5-1	.542	5	2-3-0	.400
Friday	14	5-9-0	.357	14	10-3-1	.750
Saturday	20	7-10-3	.425	23	9-8-6	.522

RECORD BY MONTH

	1999-00 Season			1998-99 Season		
Month	No.	Record	Pct.	No.	Record	Pct.
October	12	3-7-2	.333	9	4-3-2	.555
November	13	8-5-0	.615	10	6-2-2	.700
December	12	4-5-3	.458	13	9-3-1	.731
January	14	5-8-1	.393	14	5-6-3	.464
February	13	6-4-3	.577	14	4-6-4	.429
March	13	6-6-1	.500	13	5-5-3	.500
April	5	3-1-1	.700	9	4-3-2	.555

BEST AND WORST SABRE RECORD BY MONTH

Month	Best (Year)	Worst (Year)
October	8-1-1, 17 pts. (1972)	1-7-2, 4 pts. (1986)
November	12-1-3, 27 pts. (1974)	1-7-3 5 pts. (1971)
December	11-2-0.22 pts. (1976)	3-8-2, 8 pts. (1970)
January	11-0-2, 24 pts. (1984)	2-7-3, 7 pts. (1972)
		3-2-1, 7 pts. (1995)*
February	10-4-0, 20 pts. (1977)	4-10-1, 9 pts. (1971)
	9-2-2, 20 pts. (1984)	3-6-3, 9 pts. (1972)
March	10-3-4, 24 pts. (1979)	2-11-1, 5 pts. (1996)
April	6-7-2, 14 pts. (1995)*	0-1-0, 0 pts. (1983)
	5-3-2, 12 pts. (1998)	0-7-0, 0 pts. (1993)
May	2-0-0, 4 pts. (1995)*	2-0-0, 4 pts. (1995)*

* - shortened season (48 games)

SABRES RECORD AT THE ALL-STAR BREAK

Season	W-L-T Before All-Star Game	W-L-T After All-Star Game	Final Record
1970-71	10-25-8	14-14-7	24-39-15
1971-72	10-27-11	6-16-8	16-43-19
1972-73	25-17-7	12-10-7	37-27-14
1973-74	22-21-5	10-13-7	32-34-12
1974-75	29-9-7	20-7-8	49-16-15
1975-76	26-13-5	20-8-8	46-21-13
1976-77	28-15-4	20-9-4	48-24-8
1977-78	25-9-11	19-10-6	44-19-17
1978-79	All-Star Game replaced by Challenge Cup Series		
1979-80	33-15-6	14-2-10	47-17-16
1980-81	27-10-17	12-10-4	39-20-21
1981-82	29-17-9	10-9-6	39-26-15
1982-83	25-18-11	13-11-2	38-29-13
1983-84	33-13-6	15-12-1	48-25-7
1984-85	27-15-12	11-13-2	38-28-14
1985-86	24-23-5	13-14-1	37-37-6
1986-87	All-Star Game replaced by Rendez-Vous 87		
1987-88	25-22-9	12-10-2	37-32-11
1988-89	24-24-6	14-11-1	38-35-7
1989-90	25-16-6	20-11-2	45-27-8
1990-91	19-17-10	12-13-9	31-30-19
1991-92	16-21-8	15-16-4	31-37-12
1992-93	27-20-6	11-16-4	38-36-10
1993-94	21-20-5	22-12-4	43-32-9
1994-95	No game played due to shortened season.		
1995-96	18-23-3	15-19-4	33-42-7
1996-97	23-17-5	17-13-7	40-30-12
1997-98	17-20-8	19-9-9	36-29-17
1998-99	23-13-7	14-15-10	37-28-17
1999-00	21-25-7*	14-11-4*	35-36-11*

* Record includes four regulation ties (losses in overtime).

2000-2001 KEY DATES

September
- 14 Pre-season schedule begins
- 29 Waiver Draft noon, EDT
- 30 Unsigned draft choices claimed in fourth or subsequent rounds of the Entry Draft must be returned to their junior clubs

October
- 3 Unsigned draft choices claimed in the first three rounds of the Entry Draft must be returned to their junior clubs
- 4 84th NHL Regular season begins
- 7-8 Game ONE Japan (Nashville, Pittsburgh open their regular-season schedules with a two game series at the Saitamo Super Arena in Omiya, Japan)

November
- 13 Hockey Hall of Fame Induction Ceremony (Toronto)

Decmeber
- TBA Board of Governors Meeting (venue TBD)
- 19-27 Roster Freeze in effect. For all players on an NHL rosters of midnight local time Dec. 19, a roster freeze shall apply through midnight local time Dec. 27, with respect to waivers, trades and any other player assignments; provided, that players may be recalled to NHL clubs during this period.
- 26-Jan. 5 IIHF World Junior Championships (Moscow)

January
- TBA NHL All-Star fan Balloting ends
- TBA All-Star game starters announced
- TBA Remainder of All-Star Team announced

February
- 3-4 NHL All-Star Weekend (Denver)
- 4 51st NHL All-Star Game, Pepsi Center (Denver)

March
- 13 Trading Deadline (3 p.m. ET)

April
- 8 End of Regular Season
- 11 Stanley Cup Playoffs begins
- 28-May 13 IIHF World Championship (Germany)
- TBA Lester Patrick Award Luncheon (venue TBA)

June
- TBA Entry Draft Drawing
- 11 Latest possible date for Stanley Cup Finals game
- TBA NHL Awards Television Special (Toronto)
- 22 NHL Entry Draft Top Prospects Preview (Ft. Lauderdale)
- 23-24 NHL Entry Draft, National Car Rental Center (Sunrise, FL)

July
- 1 Eligible Players Transferred To Free Agent List

SABRES SEASON OPENERS

OPENER (Score/Opp/Date)	HOME	ROAD
2-1 at Pit. 10-10-70	0-3 vs. Mtl. 10-15-70	2-1 at Pit. 10-10-70
2-1 vs. Pit. 10-10-71	2-1 vs. Pit. 10-10-71	1-4 at StL. 10-12-71
5-3 vs. Atl. 10-8-72	5-3 vs. Atl. 10-8-72	1-1 at Atl. 10-14-72
4-7 at Tor. 10-10-73	3-1 vs. Van. 10-14-73	4-7 at Tor. 10-10-73
9-5 vs. Bos. 10-10-74	9-5 vs. Bos. 10-10-74	1-6 at Phi. 10-12-74
4-0 vs. Det. 10-9-75	4-0 vs. Det. 10-9-75	5-3 at StL. 10-18-75
0-4 at Det. 10-9-76	3-1 vs. Mtl. 10-10-76	0-4 at Det. 10-9-76
3-2 vs. NYI. 10-13-77	3-2 vs. NYI. 10-13-76	5-2 at Tor. 10-15-77
2-2 vs. NYI. 10-12-78	2-2 vs. NYI. 10-12-78	5-2 at Min. 10-14-78
6-3 vs. Wsh. 10-11-79	6-3 vs. Wsh. 10-11-79	5-2 at NYI. 10-13-79
3-4 at Chi. 10-9-80	3-3 vs. Hfd. 10-12-80	3-4 at Chi. 10-9-80
5-3 vs. Wsh. 10-7-81	5-3 vs. Wsh. 10-7-81	0-9 at Mtl. 10-10-81
4-6 vs. Que. 10-6-82	4-6 vs. Que. 10-6-82	4-6 at Que. 10-9-82
5-3 vs. Hfd. 10-5-83	5-3 vs. Hfd. 10-5-83	2-9 at Que. 10-8-83
4-3 vs. Mtl. 10-11-84	4-3 vs. Mtl. 10-11-84	3-4 at Tor. 10-13-84
4-5 vs. Hfd. 10-10-85	4-5 vs. Hfd. 10-10-85	6-2 at Min. 10-12-85
2-3 at Wpg. 10-9-86	2-4 vs. Cgy. 10-12-86	2-3 at Wpg. 10-9-86
2-2 vs. Min. 10-8-87	2-2 vs. Min. 10-8-87	3-6 at Mtl. 10-10-87
3-2 vs. Mtl. 10-6-88	3-2 vs. Mtl. 10-6-88	2-6 at Wsh. 10-8-88
4-3 vs. Que. 10-5-89	4-3 vs. Que. 10-5-89	1-5 at Mtl. 10-7-89
3-3 vs. Mtl. 10-4-90	3-3 vs. Mtl. 10-4-90	5-6 at Mtl. 10-6-90
4-5 vs. Pit. 10-4-91	4-5 vs. Pit. 10-4-91	1-3 at Wsh. 10-5-91
4-5 vs. Que. 10-8-92	4-5 vs. Que. 10-8-92	5-2 at Hfd. 10-10-92
5-3 at Bos. 10-7-93	2-3 vs. Hfd. 10-10-93	5-3 at Bos. 10-7-93
2-1 at NYR 1-20-95	2-1 vs. N.J. 1-25-95	2-1 at NYR 1-20-95
3-1 at Ott. 10-7-95	1-4 vs. Ana. 10-13-95	3-1 at Ott. 10-7-95
3-4 at Edm. 10-4-96	1-6 vs. Det. 10-12-96	3-4 at Edm. 10-4-96
3-1 at StL. 10-1-97	2-4 vs. Dal. 10-7-97	3-1 at StL. 10-1-97
1-4 at Dal. 10-10-98	2-2 vs. Fla. 10-16-98	1-4 at Dal. 10-10-98
0-2 at Det 10-2-99	2-3 vs. Wsh. 10-8-99	0-2 at Det 10-2-99

The Sabres are 16-11-3 in opening games (11-4-3 at home and 5-7-0 on the road). The club is 14-11-5 in home openers and 11-18-1 in road openers.

BIGGEST WINS IN SABRES HISTORY

Date		Opponent	Margin	Score
12-21-75		Washington	12 goals	14-2
2-25-78	@	Cleveland	10 goals	13-3
3-19-81		Toronto	10 goals	14-4
2-7-80		Pittsburgh	9 goals	9-0
3-27-80		Detroit	9 goals	10-1
12-7-80		Pittsburgh	9 goals	10-1
11-13-83		Calgary	9 goals	11-2
10-30-92		Ottawa	9 goals	12-3
3-16-75	@	Toronto	8 goals	11-3
10-22-75		N.Y. Rangers	8 goals	9-1
1-27-80		Los Angeles	8 goals	9-1
4-5-80	@	Pittsburgh	8 goals	9-1
3-4-83		Pittsburgh	8 goals	10-2

BIGGEST LOSSES IN SABRES HISTORY

Date		Opponent	Margin	Score
11-7-70	@	Montreal	9 goals	11-2
3-13-71	@	St. Louis	9 goals	9-0
10-10-81	@	Montreal	9 goals	9-0
12-22-87	@	Boston	9 goals	9-0
11-5-88	@	Calgary	9 goals	9-0
12-6-88	@	Hartford	9 goals	9-0
11-18-87	@	Hartford	8 goals	9-1

(Eight games tied at seven)

Biggest Home Loss: 1-6-77 vs. Montreal (9-2)

All-Time REVIEW

1970-2000



1970-71

REGULAR SEASON SCORES
(24-39-15, 5th place — East Division)

Oct. 10	@ Pittsburgh	2-1	W	Jan. 13	@ Chicago	2-4	L
Oct. 14	@ N.Y. Rangers	0-3	L	Jan. 14	St. Louis	2-1	W
Oct. 15	Montreal	0-3	L	Jan. 16	@ Minnesota	4-3	W
Oct. 17	@ St. Louis	1-4	L	Jan. 17	Montreal	4-4	T
Oct. 18	Pittsburgh	1-1	T	Jan. 21	N.Y. Rangers	5-5	T
Oct. 22	@ Philadelphia	2-4	L	Jan. 23	@ St. Louis	1-7	L
Oct. 23	Detroit	4-3	W	Jan. 24	Philadelphia	6-4	W
Oct. 25	Chicago	0-4	L	Jan. 27	@ Los Angeles	3-3	T
Oct. 27	@ Vancouver	2-7	L	Jan. 29	@ California	4-2	W
Oct. 30	@ California	1-6	L	Jan. 31	@ Vancouver	6-1	W
Nov. 1	@ Los Angeles	2-4	L	Feb. 4	Los Angeles	5-2	W
Nov. 5	Vancouver	1-4	L	Feb. 6	@ Boston	3-4	L
Nov. 7	@ Montreal	2-11	L	Feb. 7	Toronto	3-4	L
Nov. 8	Philadelphia	1-3	L	Feb. 9	@ Vancouver	3-6	L
Nov. 13	California	4-2	W	Feb. 10	@ California	1-5	L
Nov. 15	Montreal	2-2	T	Feb. 12	California	3-0	W
Nov. 18	@ Toronto	7-2	W	Feb. 14	Philadelphia	3-2	W
Nov. 21	@ Minnesota	0-3	L	Feb. 17	@ Chicago	1-5	L
Nov. 25	@ Pittsburgh	4-4	T	Feb. 18	Pittsburgh	6-6	T
Nov. 26	N.Y. Rangers	2-2	T	Feb. 20	@ Detroit	5-6	L
Nov. 29	California	1-2	L	Feb. 21	St. Louis	1-3	L
Dec. 3	Boston	4-4	T	Feb. 23	Boston	3-6	L
Dec. 6	Minnesota	1-0	W	Feb. 25	@ Philadelphia	2-3	L
Dec. 9	@ Chicago	1-6	L	Feb. 27	@ Toronto	0-2	L
Dec. 10	@ Boston	2-8	L	Feb. 28	Minnesota	5-2	W
Dec. 12	@ Detroit	3-5	L	Mar. 3	@ Los Angeles	3-3	T
Dec. 13	Toronto	0-4	L	Mar. 5	Chicago	2-2	T
Dec. 16	@ N.Y. Rangers	0-4	L	Mar. 7	Vancouver	6-3	W
Dec. 17	Los Angeles	4-3	W	Mar. 13	@ St. Louis	0-9	L
Dec. 19	@ Toronto	0-2	L	Mar. 14	@ Minnesota	5-0	W
Dec. 20	Toronto	2-4	L	Mar. 18	St. Louis	5-3	W
Dec. 22	N.Y. Rangers	2-7	L	Mar. 20	@ Montreal	2-5	L
Dec. 26	@ Montreal	4-4	T	Mar. 21	@ Boston	7-5	W
Dec. 27	Detroit	5-2	W	Mar. 23	@ N.Y. Rangers	2-7	L
Jan. 1	Boston	4-9	L	Mar. 26	Vancouver	3-1	W
Jan. 3	Chicago	3-5	L	Mar. 28	Minnesota	4-2	W
Jan. 7	Detroit	7-4	W	Mar. 31	@ Pittsburgh	6-4	W
Jan. 9	@ Detroit	2-3	L	Apr. 1	Pittsburgh	3-3	T
Jan. 10	Los Angeles	2-2	T	Apr. 4	@ Philadelphia	3-3	T

REGULAR SEASON SCORING

NO.	PLAYER	GP	G	A	PTS	+/-	PIM	PP	SH	GW	GT	SHOTS	PCT.
11	Gil Perreault	78	38	34	72	-39	19	14	0	5	3	210	18.1
10	Phil Goyette	60	15	46	61	-15	6	9	0	1	0	119	12.6
15	Gerry Meehan	77	24	31	55	-12	8	5	0	1	2	163	14.7
22	Don Marshall	62	20	29	49	-13	6	9	0	1	2	112	17.9
23	Eddie Shack (LA)	11	2	2	4	-3	8	0	0	1	0	13	15.4
	(BUF)	56	25	17	42	-29	93	10	0	4	1	192	13.0
	(TOT)	67	27	19	46	-32	101	10	0	5	1	205	13.2
19	Steve Atkinson	57	20	18	38	+1	12	0	1	2	3	126	15.9
21	Paul Andrea (CAL)	9	1	0	1	-6	2	1	0	0	0	14	7.1
	(BUF)	47	11	21	32	-16	4	2	0	3	0	99	11.1
	(TOT)	56	12	21	33	-22	6	3	0	3	0	113	10.6
26	Larry Keenan (STL)	9	1	3	4	+3	0	0	0	0	0	24	4.2
	(BUF)	51	7	20	27	-10	6	3	0	2	0	67	10.4
	(TOT)	60	8	23	31	-7	6	3	0	2	0	91	8.8
6	Al Hamilton	69	2	28	30	-23	71	0	0	0	0	98	2.0
5	Doug Barrie	75	4	23	27	-19	168	0	0	0	1	128	3.1
16	Ron Anderson	74	14	12	26	-11	44	0	1	3	0	139	10.1
20	Dick Duff (LA)	7	1	0	1	-2	0	0	0	0	0	4	25.0
	(BUF)	53	7	13	20	-16	12	0	0	1	1	67	10.4
	(TOT)	60	8	13	21	-18	12	0	0	1	1	71	11.3
17	Floyd Smith	77	6	11	17	-12	46	0	2	0	0	80	7.5
9	Reg Fleming	78	6	10	16	-8	159	0	0	0	0	54	11.1
7	Cliff Schmautz	26	5	7	12	—	10	2	0	0	0	44	11.4
2	Jim Watson	78	2	9	11	-28	147	0	0	0	1	114	1.8
12	Skip Krake	74	4	5	9	-21	68	1	0	0	0	64	6.3
18	Kevin O'Shea	41	4	4	8	-11	8	0	1	1	1	33	12.1
3	Tracy Pratt	76	1	7	8	—	179	0	0	0	0	34	2.9
24	Jean-Guy Talbot (STL)	5	0	0	0	-3	6	0	0	0	0	3	.0
	(BUF)	57	0	7	7	—	36	0	0	0	0	41	.0
	(TOT)	62	0	7	7	—	42	0	0	0	0	44	.0
14	Randy Wyrozub	16	2	2	4	—	6	1	0	0	0	22	9.1
19	Francois Lacombe	1	0	1	1	—	2	0	0	0	0	1	.0
28	Dave Dryden	10	0	1	1	—	0	0	0	0	0	0	.0
8	Billy Inglis	14	0	1	1	—	4	0	0	0	0	9	.0
30	Joe Daley	38	0	1	1	—	12	0	0	0	0	0	.0
19	Brian Perry	1	0	0	0	—	0	0	0	0	0	0	.0
28	Terry Ball	2	0	0	0	—	0	0	0	0	0	2	.0
21	Jean-Guy Lagace	3	0	0	0	—	2	0	0	0	0	3	.0
23	Paul Terbenche	3	0	0	0	—	2	0	0	0	0	1	.0
24	Butch Deadmarsh	10	0	0	0	—	9	0	0	0	0	7	.0
20	Brian McDonald	12	0	0	0	—	29	0	0	0	0	15	.0
4	Mike McMahon	12	0	0	0	—	4	0	0	0	0	20	.0
25	Hap Myers	13	0	0	0	—	6	0	0	0	0	14	.0
1	Roger Crozier	43	0	0	0	—	0	0	0	0	0	0	.0

NO.	GOALTENDER	GP	MIN	AVG	W	L	T	EN	SO	GA	SA	PCT.
28	Dave Dryden	10	409	3.37	3	3	0	2	1	23	206	.889
1	Roger Crozier	43	2198	3.68	9	20	7	1	1	135	1347	.901
30	Joe Daley	38	2073	3.70	12	16	8	2	1	128	1247	.897
	TEAM TOTALS	78	4680	3.73	24	39	15	5	3	291	2800	.896

1971-72

REGULAR SEASON SCORES
(16-43-19, 6th place — East Division)

Oct. 10	Pittsburgh	2-1	W	Jan. 2	California	4-4	T
Oct. 12	@ St. Louis	1-4	L	Jan. 6	Boston	2-5	L
Oct. 14	@ Boston	2-6	L	Jan. 9	Toronto	1-2	L
Oct. 16	@ Montreal	3-9	L	Jan. 13	N.Y. Rangers	2-5	L
Oct. 17	Minnesota	2-3	L	Jan. 15	@ Montreal	2-6	L
Oct. 20	@ Toronto	7-2	W	Jan. 16	Montreal	4-2	W
Oct. 21	Chicago	2-5	L	Jan. 20	Vancouver	1-0	W
Oct. 23	@ Minnesota	1-5	L	Jan. 22	@ Detroit	2-3	L
Oct. 24	St. Louis	2-3	L	Jan. 23	@ Boston	3-3	T
Oct. 27	@ Los Angeles	3-2	W	Jan. 26	@ N.Y. Rangers	1-5	L
Oct. 30	@ Vancouver	4-4	T	Jan. 27	Detroit	1-3	L
Oct. 31	@ California	2-2	T	Jan. 30	Los Angeles	2-2	T
Nov. 4	@ Detroit	4-4	T	Feb. 3	N.Y. Rangers	2-4	L
Nov. 5	Philadelphia	5-2	W	Feb. 5	@ Minnesota	3-3	T
Nov. 7	Detroit	3-3	T	Feb. 6	Boston	8-2	W
Nov. 11	Los Angeles	2-4	L	Feb. 10	@ Detroit	2-4	L
Nov. 13	@ N.Y. Rangers	2-5	L	Feb. 12	@ Boston	1-5	L
Nov. 14	Montreal	2-2	T	Feb. 13	Philadelphia	4-4	T
Nov. 18	California	5-7	L	Feb. 17	Pittsburgh	0-2	L
Nov. 21	Toronto	3-4	L	Feb. 19	@ Toronto	1-4	L
Nov. 24	@ Los Angeles	3-5	L	Feb. 20	Montreal	0-4	L
Nov. 27	@ Vancouver	2-5	L	Feb. 23	@ Chicago	2-1	W
Nov. 28	@ California	3-5	L	Feb. 24	Chicago	5-3	W
Dec. 1	@ N.Y. Rangers	2-7	L	Feb. 27	California	4-4	T
Dec. 2	Los Angeles	2-0	W	Mar. 1	@ Montreal	1-4	L
Dec. 4	@ St. Louis	1-5	L	Mar. 2	N.Y. Rangers	3-4	L
Dec. 5	Minnesota	3-1	W	Mar. 5	St. Louis	2-6	L
Dec. 9	Chicago	1-3	L	Mar. 8	@ California	3-6	L
Dec. 11	@ Pittsburgh	3-3	T	Mar. 10	@ Vancouver	2-3	L
Dec. 12	Toronto	2-4	L	Mar. 11	@ Los Angeles	3-5	L
Dec. 15	@ Chicago	1-2	L	Mar. 14	@ Minnesota	4-3	W
Dec. 16	@ Philadelphia	0-5	L	Mar. 16	@ Philadelphia	3-3	T
Dec. 18	@ Toronto	1-8	L	Mar. 17	Vancouver	2-6	L
Dec. 19	Vancouver	5-1	W	Mar. 19	@ Chicago	3-3	T
Dec. 23	Boston	4-4	T	Mar. 22	@ Pittsburgh	4-3	W
Dec. 25	@ St. Louis	4-4	T	Mar. 23	Minnesota	4-4	T
Dec. 26	St. Louis	6-3	W	Mar. 26	Pittsburgh	2-2	T
Dec. 29	Detroit	3-7	L	Mar. 30	@ Philadelphia	1-3	L
Dec. 31	@ Pittsburgh	3-3	T	Apr. 2	Philadelphia	3-2	W

REGULAR SEASON SCORING

NO.	PLAYER	GP	G	A	PTS	+/-	PIM	PP	SH	GW	GT	SHOTS	PCT.
7	Rick Martin	73	44	30	74	-38	36	19	0	5	4	266	16.5
11	Gil Perreault	76	26	48	74	-40	24	11	0	1	1	218	11.9
15	Gerry Meehan	77	19	27	46	-28	12	4	0	2	2	164	11.6
6	Al Hamilton	76	4	30	34	-12	105	1	0	1	1	91	4.4
12	Mike Byers (LA)	28	4	5	9	-13	11	0	0	1	1	48	8.3
	(BUF)	46	9	7	16	-20	12	3	0	1	1	69	13.0
	(TOT)	74	13	12	25	-33	23	3	0	2	2	117	11.1
23	Eddie Shack	55	11	14	25	-11	34	4	0	0	0	92	11.9
8	Jim Lorentz (STL)	12	0	1	1	-8	12	0	0	0	0	16	.0
	(NYR)	5	0	0	0	-1	0	0	0	0	0	1	.0
	(BUF)	35	10	14	24	-11	12	2	0	1	0	85	11.8
	(TOT)	52	10	15	25	-20	24	2	0	1	0	102	9.8
19	Steve Atkinson	67	14	10	24	-22	26	3	0	0	1	122	11.5
24	Chris Evans	61	6	18	24	-20	98	2	0	0	0	99	6.1
10	Phil Goyette	37	3	21	24	-10	14	3	0	0	0	33	9.1
20	Don Luce	78	11	8	19	-18	38	0	0	1	1	126	8.7
9	Danny Lawson	78	10	6	16	-23	15	0	1	0	3	176	5.7
25	Craig Ramsay	57	6	10	16	+5	0	0	0	2	0	43	14.0
18	Kevin O'Shea	52	6	9	15	-19	44	0	0	0	1	56	10.7
5	Larry Hillman (LA)	22	1	2	3	-7	11	0	0	0	0	13	7.6
	(BUF)	43	1	11	12	-21	58	0	0	0	0	78	1.3
	(TOT)	65	2	13	15	-28	69	0	0	0	0	91	2.2
3	Mike Robitaille	31	2	10	12	-14	22	1	0	0	0	62	3.2
4	Tracy Pratt	27	0	10	10	0	52	0	0	0	0	31	.0
23	Rene Robert	12	6	3	9	-5	2	3	0	0	2	42	14.2
2	Jim Watson	66	2	6	8	-33	101	1	0	0	1	78	2.6
26	Randy Wyrozub	34	3	4	7	-1	0	0	0	0	0	36	8.3
5	Doug Barrie	27	2	5	7	-21	45	0	0	1	1	24	8.3
8	Dick Duff	8	2	2	4	-2	0	0	0	0	0	5	40.0
21	Larry Mickey (PHI)	14	1	2	3	-5	0	1	0	0	0	22	4.5
	(BUF)	4	0	1	1	-1	0	0	0	0	0	5	.0
	(TOT)	18	1	3	4	-6	0	1	0	0	0	27	3.7
16	Ron Anderson	37	0	4	4	-10	19	0	0	0	0	35	.0
14	Rod Zaine	24	2	1	3	-14	4	0	0	1	0	23	8.6
22	Ray McKay	39	0	3	3	-12	18	0	0	0	0	18	.0
26	Larry Keenan	14	2	0	2	-3	2	0	0	0	0	15	13.3
8	Butch Deadmarsh	12	1	1	2	-10	4	0	0	0	0	10	10.0
23	John Gould	2	1	0	1	-1	0	0	0	0	0	3	33.3
17	Floyd Smith	6	0	1	1	-4	2	0	0	0	0	1	.0
21	Terry Ball	10	0	1	1	-7	6	0	0	0	0	8	.0
3	Paul Terbenche	9	0	0	0	-13	2	0	0	0	0	7	.0
30	Dave Dryden	20	0	0	0	—	0	0	0	0	0	0	.0
1	Roger Crozier	63	0	0	0	—	10	0	0	0	0	0	.0

NO.	GOALTENDER	GP	MIN	AVG	W	L	T	EN	SO	GA	SA	PCT.
1	Roger Crozier	63	3654	3.51	13	34	14	7	2	214	2190	.902
30	Dave Dryden	20	1026	3.97	3	9	5	0	0	68	599	.886
	TEAM TOTALS	78	4680	3.70	16	43	19	7	2	289	2789	.896

1972-73

REGULAR SEASON SCORES
(37-27-14, 4th place - East Division)

Oct. 8	Atlanta	5-3	W	Jan. 4	@ Detroit	2-4	L
Oct. 11	Los Angeles	7-3	W	Jan. 6	@ N.Y. Rangers	4-1	W
Oct. 14	@ Atlanta	1-1	T	Jan. 7	Philadelphia	2-0	W
Oct. 15	Toronto	3-2	W	Jan. 11	N.Y. Rangers	2-4	L
Oct. 19	Vancouver	6-0	W	Jan. 14	@ Boston	0-6	L
Oct. 21	@ St. Louis	1-1	T	Jan. 18	Chicago	5-1	W
Oct. 22	Atlanta	7-2	W	Jan. 20	@ Detroit	2-4	L
Oct. 25	Boston	2-2	T	Jan. 21	Philadelphia	3-4	L
Oct. 28	@ Montreal	3-3	T	Jan. 25	Minnesota	5-2	W
Oct. 29	Minnesota	2-1	W	Jan. 28	Atlanta	5-8	L
Nov. 1	@ Toronto	1-7	L	Feb. 1	Los Angeles	5-3	W
Nov. 4	@ Philadelphia	3-5	L	Feb. 3	@ N.Y. Islanders	1-1	T
Nov. 5	St. Louis	1-1	T	Feb. 4	N.Y. Islanders	5-1	W
Nov. 9	California	0-0	T	Feb. 7	@ Chicago	1-2	L
Nov. 11	@ Philadelphia	1-3	L	Feb. 8	California	4-0	W
Nov. 12	Pittsburgh	1-0	W	Feb. 10	@ Montreal	1-2	L
Nov. 15	@ Los Angeles	3-3	T	Feb. 11	Detroit	2-5	L
Nov. 17	@ California	1-5	L	Feb. 14	@ Toronto	3-2	W
Nov. 19	@ Vancouver	5-9	L	Feb. 15	N.Y. Rangers	4-1	W
Nov. 22	@ Detroit	2-6	L	Feb. 17	@ Pittsburgh	3-3	T
Nov. 23	N.Y. Rangers	5-3	W	Feb. 18	Pittsburgh	4-1	W
Nov. 26	N.Y. Islanders	9-2	W	Feb. 22	Vancouver	3-1	W
Nov. 28	@ N.Y. Islanders	7-2	W	Feb. 24	@ Minnesota	2-4	L
Nov. 30	@ Boston	4-5	L	Feb. 25	Pittsburgh	2-1	W
Dec. 2	@ Minnesota	6-8	L	Mar. 1	@ Atlanta	4-4	T
Dec. 3	Minnesota	7-4	W	Mar. 4	Montreal	2-4	L
Dec. 6	@ N.Y. Rangers	3-2	W	Mar. 6	@ Los Angeles	2-2	T
Dec. 7	Detroit	6-1	W	Mar. 7	@ California	2-2	T
Dec. 10	Montreal	4-2	W	Mar. 9	@ Vancouver	2-5	L
Dec. 13	Boston	7-3	W	Mar. 13	@ St. Louis	0-2	L
Dec. 16	@ St. Louis	4-3	W	Mar. 15	Boston	1-4	L
Dec. 17	Toronto	4-0	W	Mar. 17	@ Montreal	3-3	T
Dec. 20	Vancouver	6-3	W	Mar. 18	Toronto	5-1	W
Dec. 22	@ California	2-4	L	Mar. 21	@ Chicago	2-6	L
Dec. 23	@ Los Angeles	0-2	L	Mar. 24	@ Pittsburgh	4-4	T
Dec. 27	@ N.Y. Rangers	4-1	W	Mar. 25	@ Boston	1-6	L
Dec. 28	Chicago	8-2	W	Mar. 27	@ N.Y. Islanders	3-2	W
Dec. 31	@ Chicago	2-4	L	Mar. 28	Philadelphia	6-3	W
Jan. 3	N.Y. Islanders	4-1	W	Apr. 1	St. Louis	3-1	W

REGULAR SEASON SCORING

NO.	PLAYER	GP	G	A	PTS	+/-	PIM	PP	SH	GW	GT	SHOTS	PCT.
11	Gil Perreault	78	28	60	88	+11	10	8	0	7	0	234	12.0
14	Rene Robert	75	40	43	83	+16	83	9	0	6	0	265	15.1
7	Rick Martin	75	37	36	73	+4	79	11	0	4	3	299	12.4
8	Jim Lorentz	78	27	35	62	+6	30	11	0	5	1	175	15.4
15	Gerry Meehan	77	31	29	60	+4	21	3	1	6	2	208	14.9
20	Don Luce	78	18	25	43	+7	32	0	3	2	0	198	9.1
21	Hugh Harris	60	12	26	38	+9	17	0	0	0	0	121	9.9
5	Larry Hillman	78	5	24	29	-3	56	2	0	0	0	102	4.9
10	Craig Ramsay	76	11	17	28	+13	15	0	1	1	0	89	12.4
12	Larry Mickey	77	15	9	24	-6	47	1	0	2	3	160	9.4
3	Mike Robitaille	65	4	17	21	+9	40	0	0	0	1	182	2.2
9	Norm Gratton (ATL)	29	3	6	9	+1	12	1	0	0	0	26	11.5
	(BUF)	21	6	5	11	0	12	2	0	1	1	26	23.1
	(TOT)	50	9	11	20	+1	24	3	0	1	1	52	17.3
6	Jim Schoenfeld	66	4	15	19	+12	178	1	0	0	0	91	4.4
19	Steve Atkinson	61	9	9	18	-5	36	2	0	1	1	96	9.4
2	Tim Horton	69	1	16	17	+12	56	0	0	0	0	73	1.4
4	Tracy Pratt	74	1	15	16	+9	116	0	0	0	0	63	1.6
23	Larry Carriere	40	2	8	10	-1	52	1	0	0	1	34	5.8
18	Paul Terbenche	42	0	7	7	+7	8	0	0	0	0	20	.0
16	Randy Wyrozub	45	3	3	6	-1	4	0	0	2	0	23	13.0
22	Doug Rombough	5	2	0	2	+2	0	0	0	0	0	3	66.7
9	Butch Deadmarsh	34	1	1	2	-3	26	1	0	0	0	15	6.6
17	Rick Dudley	6	0	1	1	-2	7	0	0	0	0	6	.0
24	John Gould	8	0	1	1	0	0	0	0	0	0	4	.0
24	Ron Busniuk	1	0	0	0	0	9	0	0	0	0	1	.0
22	Ray McKay	1	0	0	0	0	0	0	0	0	0	0	.0
28	Rocky Farr	1	0	0	0	—	0	0	0	0	0	0	.0
17	Bob Richer	3	0	0	0	0	0	0	0	0	0	0	.0
30	Dave Dryden	37	0	0	0	—	0	0	0	0	0	0	.0
1	Roger Crozier	48	0	0	0	—	4	4	0	0	0	0	.0

NO.	GOALTENDER	GP	MIN	AVG	W	L	T	EN	SO	GA	SA	PCT.
30	Dave Dryden	37	2018	2.65	14	13	7	3	3	89	968	.908
1	Roger Crozier	48	2633	2.76	23	13	7	3	3	121	1277	.905
28	Rocky Farr	1	29	6.21	0	1	0	0	0	3	—	—
	TEAM TOTALS	78	4680	2.81	37	27	14	6	6	219	—	—

1973-74

REGULAR SEASON SCORES
(32-34-12, 5th place - East Division)

Oct. 10	@ Toronto	4-7	L	Jan. 9	@ Atlanta	0-3	L
Oct. 13	@ Minnesota	4-3	W	Jan. 10	N.Y. Rangers	7-2	W
Oct. 14	Vancouver	1-3	L	Jan. 12	@ Pittsburgh	2-5	L
Oct. 18	Los Angeles	6-2	W	Jan. 13	St. Louis	1-0	W
Oct. 20	@ N.Y. Islanders	2-1	W	Jan. 17	@ Philadelphia	2-7	L
Oct. 21	Toronto	4-3	W	Jan. 19	@ N.Y. Islanders	2-2	T
Oct. 24	Chicago	3-1	W	Jan. 20	California	6-4	W
Oct. 25	@ Boston	4-9	L	Jan. 24	Montreal	1-4	L
Oct. 28	N.Y. Islanders	5-2	W	Jan. 27	Vancouver	2-3	L
Oct. 31	California	3-2	W	Jan. 31	@ Philadelphia	3-4	L
Nov. 4	Montreal	1-1	T	Feb. 2	@ St. Louis	1-6	L
Nov. 6	@ Vancouver	2-3	L	Feb. 3	Toronto	3-3	T
Nov. 9	@ California	3-6	L	Feb. 6	@ Los Angeles	1-5	L
Nov. 10	@ Los Angeles	5-3	W	Feb. 8	@ California	7-2	W
Nov. 14	@ Atlanta	3-1	W	Feb. 10	@ Vancouver	2-5	L
Nov. 16	@ Montreal	5-8	L	Feb. 14	Los Angeles	4-2	W
Nov. 18	California	0-2	L	Feb. 17	Detroit	2-1	W
Nov. 21	@ Atlanta	2-3	L	Feb. 20	@ Toronto	2-4	L
Nov. 22	N.Y. Rangers	6-7	L	Feb. 21	Atlanta	4-4	T
Nov. 25	Atlanta	3-4	L	Feb. 24	Boston	3-2	W
Nov. 29	Los Angeles	2-1	W	Feb. 28	Chicago	2-2	T
Dec. 1	@ Detroit	4-1	W	Mar. 2	@ Philadelphia	2-4	L
Dec. 2	Detroit	6-1	W	Mar. 3	N.Y. Islanders	4-3	W
Dec. 6	N.Y. Rangers	8-4	W	Mar. 6	@ Minnesota	4-4	T
Dec. 8	@ Boston	2-5	L	Mar. 8	@ Vancouver	4-2	W
Dec. 9	Toronto	5-2	W	Mar. 10	Philadelphia	3-4	L
Dec. 12	@ N.Y. Rangers	1-1	T	Mar. 12	@ Boston	0-4	L
Dec. 15	@ Minnesota	3-4	L	Mar. 14	Boston	3-4	L
Dec. 16	St. Louis	2-5	L	Mar. 16	@ St. Louis	2-2	T
Dec. 19	@ Chicago	2-2	T	Mar. 17	Minnesota	5-2	W
Dec. 20	Montreal	2-2	T	Mar. 20	@ Chicago	3-2	W
Dec. 22	@ Montreal	1-7	L	Mar. 23	@ N.Y. Islanders	1-1	T
Dec. 23	Pittsburgh	3-2	W	Mar. 24	@ N.Y. Rangers	3-5	L
Dec. 27	Detroit	3-1	W	Mar. 27	@ Detroit	1-3	L
Dec. 30	Philadelphia	4-5	L	Mar. 28	Chicago	2-2	T
Dec. 31	@ Detroit	6-5	W	Mar. 31	Minnesota	6-1	W
Jan. 3	Pittsburgh	6-1	W	Apr. 4	@ Pittsburgh	2-4	L
Jan. 5	@ Pittsburgh	2-5	L	Apr. 6	@ Toronto	1-3	L
Jan. 6	Vancouver	6-3	W	Apr. 7	St. Louis	5-2	W

REGULAR SEASON SCORING

NO.	PLAYER	GP	G	A	PTS	+/-	PIM	PP	SH	GW	GT	SHOTS	PCT.
7	Richard Martin	78	52	34	86	-22	38	8	0	6	3	320	16.2
14	Rene Robert	76	21	44	65	-16	71	3	0	5	1	245	8.5
20	Don Luce	75	26	30	56	+3	44	2	3	1	2	237	10.9
8	Jim Lorentz	78	23	31	54	-19	28	12	0	4	0	145	15.8
11	Gil Perreault	55	18	33	51	-8	10	6	0	7	2	163	11.0
15	Gerry Meehan	72	20	26	46	-7	17	6	0	1	1	160	12.5
10	Craig Ramsay	78	20	26	46	+17	0	1	2	3	2	154	12.9
23	Larry Carriere	77	6	24	30	+3	103	3	0	0	0	113	5.3
4	Jerry Korab (VAN)	31	4	7	11	-21	64	3	0	0	0	75	5.3
	(BUF)	45	6	12	18	-23	73	2	0	0	0	106	5.6
	(TOT)	76	10	19	29	-44	137	5	0	0	0	181	5.5
17	Rick Dudley	67	13	13	26	0	71	0	0	2	1	100	13.0
21	Brian Spencer (NYI)	54	5	16	21	-16	65	0	0	0	0	114	4.3
	(BUF)	13	3	2	5	-3	4	1	0	0	0	21	14.2
	(TOT)	67	8	18	26	-19	69	1	0	0	0	135	5.9
3	Mike Robitaille	71	2	18	20	+2	60	2	0	0	0	185	1.0
9	Norm Gratton	56	6	12	18	-10	16	2	0	0	0	53	11.3
19	Steve Atkinson	70	6	10	16	+1	22	0	0	1	0	109	5.5
22	Doug Rombough	46	6	9	15	+2	27	0	0	1	0	38	15.7
18	Paul Terbenche	68	2	12	14	+3	8	0	0	0	0	42	4.7
24	Peter McNab	22	3	6	9	-3	9	0	0	0	0	24	12.5
6	Jim Schoenfeld	28	1	8	9	-9	56	0	0	0	0	49	2.0
12	Larry Mickey	13	3	4	7	+5	8	0	0	0	0	18	16.6
4	Tracy Pratt	33	0	7	7	+9	52	0	0	0	0	20	.0
21	John Gould	30	4	2	6	-7	2	0	0	1	0	48	8.3
2	Tim Horton	55	0	6	6	+5	53	0	0	0	0	59	.0
21	Ron Busniuk	5	0	3	3	-1	4	0	0	0	0	3	.0
16	Real Lemieux (LA)	20	0	0	0	0	0	0	0	0	0	2	.0
	(NYR)	7	0	0	0	-1	0	0	0	0	0	0	.0
	(BUF)	11	1	1	2	0	4	0	0	0	0	4	25.0
	(TOT)	38	1	1	2	-1	4	0	0	0	0	6	16.7
24	Bill Hajt	6	0	2	2	-1	0	0	0	0	0	4	.0
24	Randy Wyrozub	5	0	1	1	-1	0	0	0	0	0	4	.0
30	Dave Dryden	53	0	1	1	—	4	0	0	0	0	0	.0
28	Rocky Farr	11	0	0	0	—	2	0	0	0	0	0	.0
29	Gary Bromley	12	0	0	0	—	2	0	0	0	0	0	.0
1	Roger Crozier	12	0	0	0	—	2	0	0	0	0	0	.0
23	Joe Noris	18	0	0	0	-4	2	0	0	0	0	9	.0

NO.	GOALTENDER	GP	MIN	AVG.	W	L	T	EN	SO	GA	SA	PCT.
30	Dave Dryden	53	2987	2.97	23	20	8	3	1	148	1399	.894
28	Rocky Farr	11	480	3.13	2	4	1	2	0	25	257	.903
29	Gary Bromley	12	598	3.31	3	5	3	0	0	33	—	—
1	Roger Crozier	12	615	3.80	4	5	0	0	0	39	—	—
	TEAM TOTALS	78	4680	3.21	32	34	12	5	1	250	—	—

1976-77

REGULAR SEASON SCORES
(48-24-8, 2nd place - Adams Division)

Oct. 9	@ Detroit	0-4	L	Jan. 9	Cleveland	7-4	W
Oct. 10	Montreal	3-1	W	Jan. 13	N.Y. Rangers	7-5	W
Oct. 13	N.Y. Islanders	3-4	L	Jan. 15	@ Pittsburgh	2-5	L
Oct. 16	@ Minnesota	2-1	W	Jan. 16	Colorado	3-0	W
Oct. 17	Atlanta	5-6	L	Jan. 19	Washington	2-4	L
Oct. 20	Vancouver	4-0	W	Jan. 22	@ Minnesota	3-4	L
Oct. 23	@ Philadelphia	2-3	L	Jan. 23	Cleveland	0-3	L
Oct. 24	Washington	2-1	W	Jan. 27	Atlanta	1-1	T
Oct. 27	Pittsburgh	4-4	T	Jan. 29	@ Montreal	3-3	T
Oct. 31	Boston	4-1	W	Feb. 1	@ N.Y. Islanders	3-6	L
Nov. 1	@ Montreal	2-3	L	Feb. 3	@ Colorado	6-4	W
Nov. 5	@ Washington	3-2	W	Feb. 5	@ St. Louis	5-6	L
Nov. 7	Philadelphia	5-3	W	Feb. 9	@ N.Y. Rangers	2-1	W
Nov. 10	St. Louis	5-0	W	Feb. 10	Boston	4-3	W
Nov. 13	@ N.Y. Rangers	6-2	W	Feb. 13	Minnesota	6-2	W
Nov. 14	Minnesota	4-4	T	*Feb. 14	Toronto	7-2	W
Nov. 17	@ Vancouver	3-2	W	Feb. 16	Chicago	3-0	W
Nov. 20	@ Los Angeles	4-3	W	Feb. 19	@ Detroit	2-1	W
Nov. 24	Vancouver	4-4	T	Feb. 20	@ Philadelphia	2-4	L
Nov. 27	@ St. Louis	2-3	L	Feb. 23	@ Cleveland	5-3	W
Nov. 28	Detroit	3-1	W	Feb. 24	Philadelphia	2-0	W
Nov. 30	@ Boston	6-2	W	Feb. 26	@ Toronto	6-5	W
Dec. 4	@ N.Y. Islanders	0-3	L	Feb. 27	Los Angeles	1-5	L
Dec. 5	Colorado	5-3	W	Mar. 2	Chicago	6-3	W
Dec. 8	@ Cleveland	5-1	W	**Mar. 3	Los Angeles	7-2	W
Dec. 9	Pittsburgh	1-2	L	Mar. 5	@ Boston	1-3	L
Dec. 11	@ Los Angeles	4-2	W	Mar. 6	Montreal	4-1	W
Dec. 14	@ Vancouver	6-3	W	Mar. 9	Detroit	6-3	W
Dec. 16	N.Y. Rangers	7-2	W	Mar. 12	@ Pittsburgh	2-3	L
Dec. 18	@ N.Y. Islanders	4-2	W	Mar. 13	Toronto	6-1	W
Dec. 19	Detroit	6-1	W	Mar. 16	@ Cleveland	6-2	W
Dec. 22	@ Chicago	4-2	W	Mar. 17	@ Boston	2-4	L
Dec. 23	Toronto	4-2	W	Mar. 20	@ Washington	6-2	W
Dec. 26	Washington	5-2	W	Mar. 22	@ Atlanta	6-3	W
Dec. 29	@ Atlanta	6-3	W	Mar. 23	Cleveland	4-2	W
Jan. 1	@ Pittsburgh	3-6	L	Mar. 25	@ Colorado	2-2	T
Jan. 2	N.Y. Islanders	3-3	T	Mar. 26	@ Los Angeles	4-6	L
Jan. 5	@ Chicago	1-2	L	Mar. 30	Boston	3-4	L
Jan. 6	Montreal	2-9	L	Apr. 2	@ Toronto	1-1	T
Jan. 8	@ Toronto	4-2	W	Apr. 3	St. Louis	7-3	W

* - Re-scheduled from February 7
** - Re-scheduled from January 30

REGULAR SEASON SCORING

NO.	PLAYER	GP	G	A	PTS	+/-	PIM	PP	SH	GW	GT	SHOTS	PCT.
11	Gil Perreault	80	39	56	95	+10	30	7	2	9	0	195	20.0
14	Rene Robert	80	33	40	73	+27	46	5	0	4	1	250	13.2
20	Don Luce	80	26	43	69	+38	16	6	1	6	1	206	12.6
7	Rick Martin	66	36	29	65	+10	58	12	0	6	2	221	16.3
10	Craig Ramsay	80	20	41	61	+37	20	2	3	2	1	145	13.8
12	Andre Savard	80	25	35	60	+9	30	4	0	4	0	160	15.6
8	Jim Lorentz	79	23	33	56	+3	8	7	0	3	0	156	14.7
4	Jerry Korab	77	14	33	47	+22	120	4	0	1	1	185	7.6
22	Jocelyn Guevremont	80	9	29	38	+26	46	2	0	2	0	210	4.3
6	Jim Schoenfeld	65	7	25	32	+28	97	2	0	2	2	181	3.9
21	Brian Spencer	77	14	15	29	0	55	1	0	2	0	78	17.9
15	Gary McAdam	73	13	16	29	+17	17	1	0	2	0	86	15.1
18	Danny Gare	35	11	15	26	+7	73	3	0	0	0	92	12.0
24	Bill Hajt	79	6	20	26	+39	56	0	0	1	0	106	5.7
25	Terry Martin	62	11	12	23	+6	8	1	0	0	0	72	15.3
17	Fred Stanfield	79	9	14	23	-2	6	2	0	2	0	69	13.0
5	Lee Fogolin	71	3	15	18	+9	100	1	0	2	0	76	3.9
27	Joe Kowal	16	0	5	5	+3	6	0	0	0	0	6	.0
23	Ken Breitenbach	31	0	5	5	-2	18	0	0	0	0	11	.0
9	Jacques Richard	21	2	0	2	-3	16	0	0	0	0	20	10.0
29	Don Edwards	25	0	1	1	—	2	0	0	0	0	0	.0
26	Alex Tidey	2	0	0	0	-1	0	0	0	0	0	3	.0
3	Bob Sauve	4	0	0	0	—	0	0	0	0	0	0	.0
16	Derek Smith	5	0	0	0	-1	0	0	0	0	0	0	.0
31	Al Smith	7	0	0	0	—	0	0	0	0	0	0	.0
30	Gerry Desjardins	49	0	0	0	—	2	0	0	0	0	0	.0

NO.	GOALTENDER	GP	MIN	AVG	W	L	T	EN	SO	GA	SA	PCT.
29	Don Edwards	25	1480	2.51	16	7	2	1	2	62	584	.899
30	Gerry Desjardins	49	2871	2.63	31	12	6	1	3	126	1261	.900
28	Bob Sauve	4	184	3.55	1	2	0	0	0	11	70	.843
31	Al Smith	7	265	4.30	0	3	0	0	0	19	114	.830
TEAM TOTALS		80	4800	2.75	48	24	8	2	5	220	2029	.892

1977-78

REGULAR SEASON SCORES
(44-19-17, 2nd place - Adams Division)

Oct. 13	N.Y. Islanders	3-2	W	*Jan. 12	@ Cleveland	3-6	L
Oct. 15	@ Toronto	5-2	W	Jan. 14	@ Detroit	2-6	L
Oct. 16	Chicago	0-2	L	Jan. 19	Cleveland	9-2	W
Oct. 19	@ Chicago	2-2	T	Jan. 21	@ St. Louis	3-1	W
Oct. 20	Colorado	7-5	W	Jan. 22	Vancouver	2-2	T
Oct. 23	Minnesota	4-1	W	Jan. 26	Minnesota	1-2	L
Oct. 29	@ N.Y. Islanders	2-4	L	Jan. 28	@ Pittsburgh	3-3	T
Oct. 30	@ Montreal	4-0	W	Jan. 39	N.Y. Islanders	3-2	W
Nov. 3	@ Boston	4-1	W	Feb. 1	@ Toronto	2-2	T
Nov. 5	@ St. Louis	3-1	W	Feb. 2	Boston	3-1	W
Nov. 6	St. Louis	7-4	W	Feb. 4	@ Minnesota	4-2	W
Nov. 9	@ N.Y. Rangers	4-8	L	Feb. 5	Washington	4-1	W
Nov. 10	@ Philadelphia	3-2	W	Feb. 8	@ Cleveland	5-2	W
Nov. 13	Pittsburgh	3-3	T	Feb. 9	N.Y. Rangers	2-0	W
Nov. 16	@ Atlanta	6-2	W	Feb. 13	Toronto	4-4	L
Nov. 17	Toronto	1-2	L	Feb. 16	Los Angeles	5-0	W
Nov. 19	@ Washington	7-6	W	Feb. 19	St. Louis	6-2	W
Nov. 20	Washington	5-2	W	Feb. 20	@ Montreal	2-4	L
Nov. 23	Boston	0-2	L	Feb. 23	Philadelphia	4-0	W
Nov. 24	@ Montreal	1-4	L	Feb. 25	@ Cleveland	13-3	W
Nov. 27	N.Y. Rangers	3-2	W	Feb. 26	Pittsburgh	4-4	T
Nov. 30	@ Chicago	3-2	W	Mar. 1	@ Atlanta	4-3	W
Dec. 1	Montreal	3-1	W	Mar. 2	N.Y. Islanders	6-3	W
Dec. 3	@ Pittsburgh	4-4	T	Mar. 4	@ Boston	3-7	L
Dec. 4	Detroit	6-1	W	Mar. 6	Montreal	2-1	W
Dec. 8	Cleveland	5-2	W	Mar. 9	Los Angeles	3-3	T
Dec. 10	@ Minnesota	4-2	W	Mar. 11	@ N.Y. Islanders	2-4	L
Dec. 11	Vancouver	3-0	W	Mar. 12	Chicago	5-2	W
Dec. 13	@ Colorado	1-4	L	Mar. 16	Philadelphia	3-1	W
Dec. 15	@ Los Angeles	7-3	W	Mar. 18	@ Philadelphia	2-2	T
Dec. 17	@ Vancouver	5-5	T	Mar. 21	@ Los Angeles	6-2	W
Dec. 21	@ Detroit	5-3	W	Mar. 24	@ Vancouver	2-2	T
Dec. 22	Pittsburgh	3-3	T	Mar. 25	@ Colorado	4-3	W
Dec. 29	Detroit	3-3	T	Mar. 28	@ Detroit	0-7	L
Dec. 31	@ N.Y. Rangers	2-2	T	Mar. 30	Cleveland	3-5	L
Jan. 1	Atlanta	2-2	T	Apr. 1	@ Toronto	2-3	L
Jan. 5	Colorado	5-3	W	Apr. 2	Atlanta	2-4	L
Jan. 7	@ Washington	4-4	T	Apr. 4	@ Washington	3-4	L
Jan. 8	Boston	5-3	W	Apr. 6	@ Boston	5-2	W
Jan. 11	Los Angeles	3-3	T	Apr. 9	Toronto	2-1	W

* - Re-scheduled from January 4

REGULAR SEASON SCORING

NO.	PLAYER	GP	G	A	PTS	+/-	PIM	PP	SH	GW	GT	SHOTS	PCT.
11	Gil Perreault	79	41	48	89	+18	20	7	0	7	2	192	21.4
18	Danny Gare	69	39	38	77	+32	95	9	0	2	6	265	14.7
14	Rene Robert	67	25	48	73	+19	25	7	0	4	1	209	12.0
10	Craig Ramsay	80	28	43	71	+33	18	2	5	3	2	159	17.6
7	Rick Martin	65	28	35	63	+16	16	7	0	6	3	221	12.7
20	Don Luce	78	26	35	61	+32	24	5	2	3	0	170	15.3
15	Gary McAdam	79	19	22	41	+3	44	2	0	5	0	160	11.9
4	Jerry Korab	77	7	34	41	+19	119	3	0	2	0	204	3.4
12	Andre Savard	80	19	20	39	+1	40	2	0	0	0	127	15.0
16	Ric Seiling	80	19	19	38	+13	33	2	0	4	1	114	16.7
22	Jocelyn Guevremont	66	7	28	35	+25	46	0	0	1	0	163	4.3
8	Jim Lorentz	70	9	15	24	-4	12	6	0	2	1	85	10.6
5	Lee Fogolin	76	0	23	23	+7	98	0	0	0	0	77	.0
24	Bill Hajt	76	4	18	22	+36	30	0	0	0	0	1	78	5.1
6	Jim Schoenfeld	60	2	20	22	+24	89	0	0	0	0	114	1.8
17	Fred Stanfield	57	3	8	11	-8	2	0	0	0	0	38	7.9
21	Ron Schock	40	4	4	8	-5	0	0	0	2	0	19	21.1
19	Derek Smith	36	3	3	6	-4	0	0	0	0	0	25	12.0
25	Terry Martin	21	3	2	5	-1	9	0	0	2	0	17	17.6
29	Richie Dunn	25	0	3	3	-3	16	0	0	0	0	23	.0
1	Don Edwards	72	0	3	3	—	12	0	0	0	0	0	.0
3	Bill Stewart	13	2	0	2	+1	15	0	0	1	0	12	16.7
28	Bob Sauve	11	0	1	1	—	0	0	0	0	0	0	.0
26	Alex Tidey	1	0	0	0	-1	0	0	0	0	0	2	.0
32	Wayne Ramsey	2	0	0	0	0	0	0	0	0	0	0	.0
30	Gerry Desjardins	3	0	0	0	—	0	0	0	0	0	0	.0
27	Joe Kowal	6	0	0	0	0	7	0	0	0	0	3	.0
23	Larry Carriere	9	0	0	0	-1	18	0	0	0	0	4	.0

NO.	GOALTENDER	GP	MIN	AVG	W	L	T	EN	SO	GA	SA	PCT.
28	Bob Sauve	11	480	2.50	6	2	0	0	0	20	224	.917
1	Don Edwards	72	4209	2.61	38	16	17	3	5	185	1970	.906
30	Gerry Desjardins	3	111	3.78	0	1	0	0	0	7	25	.781
TEAM TOTALS		80	4800	2.69	44	19	17	3	5	215	2219	.903

1978-79 REGULAR SEASON SCORES
(36-28-16, 2nd place - Adams Division)

Oct. 12	N.Y. Islanders	2-2	T	Jan. 11	Washington	6-2	W
Oct. 14	@ Minnesota	5-2	W	Jan. 13	@ Montreal	2-5	L
Oct. 15	Detroit	2-3	L	Jan. 14	Pittsburgh	4-5	L
Oct. 18	@ Toronto	0-2	L	Jan. 18	@ Philadelphia	4-4	T
Oct. 19	Toronto	1-0	W	Jan. 20	@ Boston	2-1	W
Oct. 22	@ Vancouver	2-3	L	Jan. 25	N.Y. Rangers	4-5	L
Oct. 26	@ Los Angeles	0-6	L	Jan. 27	@ Detroit	6-3	W
Oct. 28	@ St. Louis	7-7	T	Jan. 28	Minnesota	1-3	L
Nov. 2	@ Philadelphia	3-3	T	Jan. 31	Atlanta	2-5	L
Nov. 4	@ Minnesota	1-2	L	Feb. 3	@ Minnesota	2-1	W
Nov. 5	Minnesota	2-1	W	Feb. 4	St. Louis	3-1	W
Nov. 9	Pittsburgh	4-4	T	*Feb. 14	N.Y. Islanders	2-1	W
Nov. 11	@ Washington	2-0	W	Feb. 15	N.Y. Rangers	4-3	W
Nov. 12	Boston	4-4	T	Feb. 17	@ Pittsburgh	3-6	L
Nov. 15	@ Toronto	2-2	T	Feb. 18	Montreal	2-5	L
Nov. 16	St. Louis	6-2	W	Feb. 21	@ Chicago	2-3	L
Nov. 18	@ Detroit	3-1	W	Feb. 22	Chicago	2-4	L
Nov. 19	Minnesota	9-2	W	Feb. 24	@ Washington	6-4	W
Nov. 22	Philadelphia	2-3	L	Feb. 26	Toronto	3-1	W
Nov. 23	@ Boston	2-5	L	Mar. 1	Minnesota	5-5	T
Nov. 26	Colorado	4-1	W	Mar. 3	@ N.Y. Rangers	2-2	T
Nov. 30	Boston	3-4	L	Mar. 4	Philadelphia	1-6	L
Dec. 2	@ Montreal	1-8	L	Mar. 6	@ N.Y. Islanders	3-2	W
Dec. 3	Montreal	1-4	L	Mar. 8	Los Angeles	6-4	W
Dec. 7	Los Angeles	3-3	T	Mar. 10	@ Atlanta	5-5	T
Dec. 9	@ Pittsburgh	4-4	T	Mar. 11	Atlanta	9-4	W
Dec. 10	Toronto	5-3	W	Mar. 14	@ Toronto	4-1	W
Dec. 13	@ Chicago	6-2	W	Mar. 15	Vancouver	4-2	W
Dec. 14	Chicago	3-2	W	Mar. 17	@ Philadelphia	3-5	L
Dec. 16	@ Minnesota	5-2	W	Mar. 18	Washington	3-3	T
Dec. 17	Vancouver	6-3	W	Mar. 21	@ Colorado	3-2	W
Dec. 20	@ N.Y. Rangers	3-6	L	Mar. 23	@ Vancouver	4-3	W
Dec. 21	Atlanta	5-4	W	Mar. 24	@ Los Angeles	3-2	W
Dec. 23	@ Boston	4-6	L	Mar. 26	@ St. Louis	4-2	W
Dec. 27	@ Colorado	5-2	W	Mar. 28	Boston	9-2	W
Dec. 28	@ Vancouver	3-3	T	Mar. 31	@ N.Y. Islanders	0-2	L
Dec. 31	Boston	3-7	L	Apr. 1	Toronto	3-6	L
Jan. 4	Chicago	3-3	T	Apr. 5	@ Boston	9-3	W
Jan. 7	Detroit	4-3	W	Apr. 7	@ Toronto	2-6	L
Jan. 9	@ Atlanta	3-5	L	Apr. 8	Colorado	5-5	T

* - Re-scheduled from January 21

REGULAR SEASON SCORING

NO.	PLAYER	GP	G	A	PTS	+/-	PIM	PP	SH	GW	GT	SHOTS	PCT.
11	Gil Perreault	79	27	58	85	+12	20	6	0	4	0	172	15.7
18	Danny Gare	71	27	40	67	+18	90	7	0	3	4	260	10.4
14	Rene Robert	68	22	40	62	-12	46	1	0	6	0	206	10.7
20	Don Luce	79	26	35	61	+20	14	6	2	7	2	149	17.4
10	Craig Ramsay	80	26	31	57	+21	10	4	3	3	3	113	23.0
7	Rick Martin	73	32	21	53	-7	35	8	0	3	0	250	12.8
4	Jerry Korab	78	11	40	51	+10	104	8	1	0	2	204	5.4
16	Ric Seiling	78	20	22	42	+15	56	2	0	4	0	136	14.7
12	Andre Savard	65	18	22	40	+2	20	2	2	1	0	97	18.6
19	Derek Smith	43	14	12	26	-5	8	1	0	0	2	85	16.5
9	Jacques Richard	61	10	15	25	+8	26	0	0	1	1	85	11.8
6	Jim Schoenfeld	46	8	17	25	+8	67	6	0	0	0	99	8.1
8	Tony McKegney	52	8	14	22	-2	10	0	0	1	0	67	11.9
5	Lee Fogolin	74	3	19	22	-4	103	0	0	0	0	70	4.3
21	Dave Schultz (PIT)	47	4	9	13	0	157	0	0	0	1	50	8.0
	(BUF)	28	2	3	5	-12	86	0	0	0	1	16	12.5
	(TOT)	75	6	12	18	-12	243	0	0	0	2	66	9.1
3	Bill Stewart	68	1	17	18	—	101	0	0	0	0	87	1.1
25	Terry Martin	61	6	8	14	-17	33	1	0	0	0	38	15.8
15	Gary McAdam	40	6	5	11	-6	13	1	0	1	0	39	15.4
17	Rick Dudley	24	5	6	11	+11	2	0	0	1	0	36	13.9
22	Jocelyn Guevremont	34	3	8	11	+12	8	0	0	0	0	51	5.9
24	Bill Hajt	40	3	8	11	-4	20	0	1	1	0	53	5.7
23	Ken Breitenbach	30	1	8	9	+5	25	0	0	0	0	41	2.4
15	Mike Boland	22	1	2	3	+6	29	0	0	0	1	17	5.9
29	Richie Dunn	24	0	3	3	-2	14	0	0	0	0	18	.0
27	Larry Playfair	26	0	3	3	+1	60	0	0	0	0	12	.0
1	Don Edwards	54	0	2	2	—	8	0	0	0	0	0	.0
30	Randy Ireland	2	0	0	0	—	0	0	0	0	0	0	.0
28	Bob Sauve	29	0	0	0	—	2	0	0	0	0	0	.0

NO.	GOALTENDER	GP	MIN	AVG	W	L	T	EN	SO	GA	SA	PCT.
1	Don Edwards	54	3160	3.02	26	18	9	1	2	159	1568	.899
28	Bob Sauve	29	1610	3.73	10	10	7	0	0	100	810	.877
30	Randy Ireland	2	30	6.00	0	0	0	0	0	3	17	.824
	TEAM TOTALS	80	4800	3.29	36	28	16	1	2	263	2395	.890

1979-80 REGULAR SEASON SCORES
(47-17-16, 1st place - Adams Division)

Oct. 11	Washington	6-3	W	Jan. 9	N.Y. Islanders	3-2	W
Oct. 13	@ N.Y. Islanders	5-2	W	Jan. 11	@ Colorado	4-3	W
Oct. 14	Minnesota	4-5	L	Jan. 13	@ Edmonton	5-6	L
Oct. 17	Hartford	3-1	W	Jan. 16	@ Los Angeles	4-2	W
Oct. 20	@ St. Louis	2-3	L	Jan. 18	@ Vancouver	2-2	T
Oct. 21	Vancouver	3-3	T	Jan. 20	Edmonton	4-4	T
Oct. 24	Pittsburgh	7-3	W	Jan. 21	@ Atlanta	3-3	T
Oct. 25	@ Detroit	0-4	L	Jan. 24	@ Boston	3-4	L
Oct. 27	@ Quebec	3-0	W	Jan. 26	@ Montreal	7-2	W
Oct. 28	Colorado	4-2	W	Jan. 27	Los Angeles	9-1	W
Oct. 31	@ Chicago	0-0	T	Jan. 31	N.Y. Rangers	6-2	W
Nov. 3	@ Toronto	4-3	W	Feb. 2	@ N.Y. Islanders	2-3	L
Nov. 4	@ Philadelphia	1-3	L	Feb. 3	Vancouver	3-0	W
Nov. 8	Chicago	3-3	T	Feb. 7	Pittsburgh	9-0	W
Nov. 10	@ Washington	5-3	W	Feb. 9	@ St. Louis	2-3	L
Nov. 11	Colorado	3-5	L	Feb. 11	St. Louis	4-2	W
Nov. 15	Atlanta	5-1	W	Feb. 14	Boston	3-3	T
Nov. 17	@ Minnesota	4-2	W	Feb. 16	@ Detroit	4-3	W
Nov. 18	Edmonton	9-7	W	Feb. 17	Montreal	2-2	T
Nov. 21	@ Hartford	3-5	L	Feb. 19	@ Quebec	3-1	W
Nov. 24	@ Washington	6-1	W	Feb. 20	Winnipeg	4-3	W
Nov. 25	Minnesota	6-2	W	Feb. 24	@ Chicago	1-3	L
Nov. 27	@ Boston	5-2	W	Feb. 27	Philadelphia	1-1	T
Nov. 29	N.Y. Rangers	2-1	W	Feb. 29	@ Edmonton	4-2	W
Dec. 2	Washington	2-0	W	Mar. 2	@ Minnesota	2-2	T
Dec. 5	Atlanta	6-1	W	Mar. 5	@ N.Y. Rangers	2-4	L
Dec. 7	@ Colorado	5-3	W	Mar. 6	Hartford	4-3	W
Dec. 10	Detroit	4-0	W	Mar. 9	St. Louis	9-4	W
Dec. 13	Chicago	5-2	W	Mar. 12	@ Winnipeg	3-3	T
Dec. 15	@ Philadelphia	2-3	L	Mar. 15	@ Los Angeles	2-2	T
Dec. 16	Boston	1-5	L	Mar. 19	@ Vancouver	3-3	T
Dec. 19	@ Winnipeg	3-2	W	Mar. 22	@ Toronto	5-1	W
Dec. 20	Los Angeles	5-3	W	Mar. 23	N.Y. Islanders	1-1	T
Dec. 22	@ Hartford	4-2	W	Mar. 25	@ N.Y. Rangers	3-3	T
Dec. 23	Quebec	1-3	L	Mar. 27	Detroit	10-1	W
Dec. 27	Toronto	5-3	W	Mar. 30	Montreal	1-1	T
Dec. 29	@ Montreal	3-6	L	Apr. 1	@ Atlanta	5-2	W
Dec. 31	Winnipeg	6-2	W	Apr. 3	Quebec	8-3	W
Jan. 5	@ Pittsburgh	5-4	W	Apr. 5	@ Pittsburgh	9-1	W
Jan. 6	Philadelphia	2-4	L	Apr. 6	Toronto	7-3	W

REGULAR SEASON SCORING

NO.	PLAYER	GP	G	A	PTS	+/-	PIM	PP	SH	GW	GT	SHOTS	PCT.
11	Gil Perreault	80	40	66	106	+32	57	10	0	5	1	180	22.2
18	Danny Gare	76	56	33	89	+49	90	17	0	11	3	270	20.7
7	Rick Martin	80	45	34	79	+18	54	8	0	3	1	257	17.5
19	Derek Smith	79	24	39	63	+33	16	8	0	3	0	137	17.5
16	Ric Seiling	80	25	35	60	+30	51	5	1	2	2	155	16.1
10	Craig Ramsay	80	21	39	60	+15	18	5	0	4	1	103	20.4
8	Tony McKegney	80	23	29	52	+40	24	1	0	6	1	140	16.4
5	John Van Boxmeer	80	11	40	51	+40	55	4	0	1	2	198	5.5
20	Don Luce	80	14	29	43	+22	30	0	0	0	2	137	10.2
3	Richie Dunn	80	7	31	38	+25	59	4	0	2	0	147	4.8
6	Jim Schoenfeld	77	9	27	36	+60	72	4	0	1	2	114	7.9
9	Rick Dudley	66	11	22	33	+11	58	0	0	2	0	109	10.1
22	Lindy Ruff	63	5	14	19	-2	38	1	0	0	0	77	6.5
17	John Gould	52	9	9	18	+9	11	0	0	2	0	72	12.5
24	Bill Hajt	75	4	12	16	+36	24	0	1	0	0	63	6.3
12	Andre Savard	33	3	10	13	+4	16	0	0	2	0	36	8.3
27	Larry Playfair	79	2	10	12	+13	145	0	0	0	0	32	6.3
4	Jerry Korab	43	1	10	11	0	74	0	0	1	0	55	1.8
25	Bob Mongrain	34	4	6	10	+6	4	0	0	1	0	33	12.1
15	Rob McClanahan	13	2	5	7	+8	0	0	0	0	0	13	15.4
23	Mike Ramsey	13	1	6	7	+9	6	0	0	1	0	17	5.9
28	Bob Sauve	32	0	4	4	—	2	0	0	0	0	0	.0
21	Dave Schultz	13	1	0	1	0	28	0	0	0	0	1	100.0
1	Don Edwards	49	0	1	1	—	8	0	0	0	0	0	.0

NO.	GOALTENDER	GP	MIN	AVG	W	L	T	EN	SO	GA	SA	PCT.
28	Bob Sauve	32	1880	2.36	20	8	4	1	4	74	740	.900
1	Don Edwards	49	2020	2.57	27	9	12	1	2	125	1177	.893
	TEAM TOTALS	80	4800	2.51	47	17	16	2	6	201	1917	.895

1980-81 REGULAR SEASON SCORES
(39-20-21, 1st place - Adams Division)

Oct. 9	@ Chicago	3-4	L	Jan. 11	Los Angeles	4-4	T
Oct. 12	Hartford	3-3	T	Jan. 14	Minnesota	1-1	T
Oct. 15	Edmonton	2-0	W	Jan. 16	Edmonton	5-5	T
Oct. 18	@ Pittsburgh	4-2	W	Jan. 18	N.Y. Rangers	4-0	W
Oct. 19	Toronto	2-4	L	Jan. 19	@ Boston	1-5	L
Oct. 22	Winnipeg	7-4	W	Jan. 21	@ Quebec	6-5	W
Oct. 25	@ Montreal	5-2	W	Jan. 24	@ Washington	7-4	W
Oct. 26	N.Y. Islanders	5-2	W	Jan. 26	@ N.Y. Islanders	5-3	W
Oct. 29	Pittsburgh	1-1	T	Jan. 28	Philadelphia	4-4	T
Nov. 1	@ Detroit	4-2	W	Jan. 31	@ Hartford	5-3	W
Nov. 2	Vancouver	4-3	W	Feb. 1	Winnipeg	4-0	W
Nov. 5	Colorado	5-3	W	Feb. 5	@ Philadelphia	4-0	W
Nov. 8	@ Washington	3-3	T	Feb. 6	Detroit	7-3	W
Nov. 9	Washington	3-3	T	Feb. 8	St. Louis	3-3	T
Nov. 12	Detroit	4-4	T	Feb. 12	Washington	6-3	W
Nov. 15	@ N.Y. Islanders	1-4	L	Feb. 14	@ Calgary	4-4	T
Nov. 16	Quebec	8-1	W	Feb. 15	@ Edmonton	2-2	T
Nov. 19	@ Chicago	2-5	L	Feb. 19	@ Montreal	2-5	L
Nov. 21	@ Winnipeg	4-2	W	Feb. 21	@ Pittsburgh	6-1	W
Nov. 23	@ Edmonton	3-6	L	Feb. 22	Montreal	2-4	L
Nov. 25	@ St. Louis	3-5	L	Feb. 25	@ N.Y. Rangers	3-6	L
Nov. 27	Calgary	6-3	W	Feb. 27	Chicago	6-1	W
Nov. 29	@ Hartford	5-2	W	Mar. 1	@ Boston	4-6	L
Nov. 30	Colorado	4-1	W	Mar. 4	Calgary	4-0	W
Dec. 3	Montreal	5-6	L	Mar. 6	Hartford	3-5	L
Dec. 6	@ Minnesota	3-3	T	Mar. 8	Philadelphia	8-4	W
Dec. 7	Pittsburgh	10-1	W	Mar. 11	@ Minnesota	1-3	L
Dec. 9	@ Colorado	4-4	T	Mar. 13	@ Winnipeg	5-2	W
Dec. 11	@ Calgary	4-8	L	Mar. 14	@ Vancouver	1-2	L
Dec. 13	@ Toronto	5-4	W	Mar. 17	@ Los Angeles	3-1	W
Dec. 14	Vancouver	2-2	T	Mar. 19	Toronto	14-4	W
Dec. 20	@ Los Angeles	7-4	W	Mar. 21	@ Toronto	6-2	W
Dec. 21	@ Vancouver	3-3	T	Mar. 22	St. Louis	5-6	L
Dec. 26	Chicago	3-2	W	Mar. 25	N.Y. Rangers	4-2	W
Dec. 28	Boston	5-2	W	Mar. 27	@ Colorado	5-3	W
Dec. 31	Los Angeles	2-5	L	Mar. 28	@ St. Louis	4-7	L
Jan. 3	@ Quebec	3-3	T	Mar. 30	Boston	2-2	T
Jan. 4	Minnesota	2-2	T	Apr. 2	@ Philadelphia	2-2	T
Jan. 7	Quebec	5-1	W	Apr. 4	@ Detroit	5-4	W
Jan. 9	@ N.Y. Rangers	3-3	T	Apr. 5	N.Y. Islanders	3-7	L

REGULAR SEASON SCORING

NO.	PLAYER	GP	G	A	PTS	+/-	PIM	PP	SH	GW	GT	SHOTS	PCT.
18	Danny Gare	73	46	39	85	+12	109	15	0	7	2	248	18.5
12	Andre Savard	79	31	43	74	+32	63	2	2	4	1	149	20.8
8	Tony McKegney	80	37	32	69	+11	24	9	0	4	0	236	15.7
4	John Van Boxmeer	80	18	51	69	-2	69	6	1	2	2	258	7.0
19	Derek Smith	69	21	43	64	+14	12	11	0	2	0	166	12.7
10	Craig Ramsay	80	24	35	59	+39	12	1	1	3	2	110	21.8
11	Gil Perreault	56	20	39	59	+3	56	5	0	3	1	150	13.3
16	Ric Seiling	74	30	27	57	+20	80	2	1	4	2	140	21.4
3	Richie Dunn	79	7	42	49	+21	34	4	0	1	2	175	4.0
14	Alan Haworth	49	16	20	36	-6	34	4	0	1	1	72	22.2
6	Jim Schoenfeld	71	8	25	33	+28	110	3	0	0	0	101	7.9
20	Don Luce	61	15	13	28	+14	19	0	4	2	1	94	16.0
22	Lindy Ruff	65	8	18	26	+3	121	1	0	2	0	97	8.2
9	Rick Dudley	38	10	13	23	+7	10	2	0	0	0	49	20.4
7	Rick Martin	23	7	14	21	+4	20	2	0	3	1	57	12.3
24	Bill Hajt	68	2	19	21	+38	42	0	0	0	0	58	3.4
9	Gilles Hamel	51	10	9	19	-8	53	2	0	0	2	56	17.9
5	Mike Ramsey	72	3	14	17	+3	56	0	0	1	0	72	4.2
15	Rob McClanahan	53	3	12	15	-19	38	1	0	1	1	67	4.5
21	J.F. Sauve	20	5	9	14	-2	12	3	0	0	0	26	19.2
27	Larry Playfair	75	3	9	12	+4	169	0	0	1	1	54	5.6
26	Steve Patrick	30	1	7	8	+1	25	0	0	0	0	35	2.9
9	Mike Moller	5	2	2	4	+3	0	0	0	0	0	7	28.6
1	Don Edwards	45	0	2	2	—	0	0	0	0	0	0	.0
28	Bob Sauve	35	0	1	1	—	0	0	0	0	0	0	.0
23	Randy Cunneyworth	1	0	0	0	0	2	0	0	0	0	1	.0
25	Bob Mongrain	4	0	0	0	-2	2	0	0	0	0	2	.0

NO.	GOALTENDER	GP	MIN	AVG	W	L	T	EN	SO	GA	SA	PCT.
1	Don Edwards	45	2700	2.96	23	10	12	4	3	133	1297	.897
28	Bob Sauve	35	2100	3.17	16	10	9	2	2	111	926	.880
	TEAM TOTALS	80	4800	3.13	39	20	21	6	5	250	2223	.888

1981-82 REGULAR SEASON SCORES
(39-26-15, 3rd place - Adams Division)

Oct. 7	Washington	5-3	W	Jan. 6	Detroit	5-2	W
Oct. 10	@ Montreal	0-9	L	Jan. 9	@ Hartford	3-2	W
Oct. 11	Vancouver	2-2	T	Jan. 10	Los Angeles	6-4	W
Oct. 14	Quebec	4-2	W	Jan. 13	Chicago	6-2	W
Oct. 17	@ Washington	4-2	W	Jan. 15	Toronto	8-2	W
Oct. 18	Montreal	3-3	T	Jan. 17	Hartford	7-1	W
Oct. 21	Winnipeg	2-2	T	Jan. 19	@ Montreal	2-2	T
Oct. 23	Toronto	6-2	W	Jan. 22	Quebec	5-3	W
Oct. 25	Minnesota	3-6	L	Jan. 23	@ Quebec	3-2	W
Oct. 28	St. Louis	6-2	W	Jan. 27	@ Vancouver	3-4	L
Oct. 31	@ Pittsburgh	1-3	L	Jan. 29	@ Edmonton	1-3	L
Nov. 1	Philadelphia	6-2	W	Jan. 30	@ Calgary	2-3	L
Nov. 4	Calgary	3-3	T	Feb. 3	Boston	2-5	L
Nov. 7	@ N.Y. Islanders	6-2	W	Feb. 4	@ Boston	2-5	L
Nov. 8	Hartford	2-2	T	Feb. 7	N.Y. Islanders	3-7	L
Nov. 11	@ N.Y. Rangers	3-7	L	Feb. 10	Winnipeg	4-3	W
Nov. 13	N.Y. Rangers	3-3	T	Feb. 11	@ Philadelphia	4-6	L
Nov. 15	Boston	3-1	W	Feb. 16	@ St. Louis	2-1	W
Nov. 18	@ Chicago	3-4	L	Feb. 17	@ Chicago	3-2	W
Nov. 20	@ Colorado	4-3	W	Feb. 20	@ Montreal	2-2	T
Nov. 21	@ Los Angeles	7-1	W	Feb. 21	Colorado	6-2	W
Nov. 25	@ Detroit	3-1	W	Feb. 24	Edmonton	3-6	L
Nov. 28	@ Toronto	4-4	T	Feb. 26	@ Winnipeg	4-4	T
Nov. 29	N.Y. Islanders	5-2	W	Feb. 27	@ Minnesota	5-5	T
Dec. 3	@ Boston	3-6	L	Mar. 3	Hartford	3-3	T
Dec. 4	@ Hartford	4-2	W	Mar. 6	@ Hartford	2-2	T
Dec. 6	Pittsburgh	7-4	W	Mar. 7	Montreal	3-5	L
Dec. 9	Colorado	7-1	W	Mar. 10	@ Vancouver	7-4	W
Dec. 12	@ Detroit	4-2	W	Mar. 12	@ Edmonton	3-2	W
Dec. 13	Quebec	4-4	T	Mar. 13	@ Calgary	1-4	L
Dec. 15	Los Angeles	3-4	L	Mar. 16	Boston	3-3	T
Dec. 17	@ Philadelphia	1-2	L	Mar. 18	@ Hartford	1-4	L
Dec. 19	@ Quebec	3-7	L	Mar. 20	@ Boston	4-6	L
Dec. 20	Hartford	8-2	W	Mar. 21	Montreal	5-4	W
Dec. 22	@ St. Louis	2-3	L	Mar. 25	@ Boston	1-5	L
Dec. 26	@ Pittsburgh	7-5	W	Mar. 26	N.Y. Rangers	5-8	L
Dec. 27	Washington	3-2	W	Mar. 28	Boston	9-5	W
Dec. 31	Minnesota	4-2	W	Mar. 30	@ Quebec	6-4	W
Jan. 2	@ Quebec	3-6	L	Apr. 3	@ Montreal	5-4	W
Jan. 3	Montreal	3-2	W	Apr. 4	Quebec	4-7	L

REGULAR SEASON SCORING

NO.	PLAYER	GP	G	A	PTS	+/-	PIM	PP	SH	GW	GT	SHOTS	PCT.
17	Mike Foligno (DET)	26	13	13	26	-2	28	3	0	0	0	70	18.6
	(BUF)	56	20	31	51	+21	149	4	0	6	0	124	16.1
	(TOT)	82	33	44	77	+19	177	7	0	6	0	194	17.0
11	Gil Perreault	62	31	42	73	+19	40	2	0	4	0	155	20.0
7	Dale McCourt (DET)	26	13	14	27	-3	6	6	0	0	0	84	15.5
	(BUF)	52	20	22	42	-1	12	4	1	2	1	122	16.4
	(TOT)	78	33	36	69	-4	18	10	1	2	1	206	16.0
4	John Van Boxmeer	69	14	54	68	+23	62	7	0	1	1	196	7.1
15	Yvon Lambert	77	25	39	64	+22	38	14	0	4	2	108	23.1
21	J.F. Sauve	69	19	36	55	+7	46	5	0	1	0	119	16.0
8	Tony McKegney	73	23	29	52	-12	41	8	0	0	1	187	12.3
10	Craig Ramsay	80	16	35	51	+14	8	0	1	2	1	109	14.7
22	Lindy Ruff	79	16	32	48	+1	194	3	0	6	1	183	8.7
16	Ric Seiling	57	22	25	47	+7	58	7	1	3	1	112	19.6
14	Alan Haworth	57	21	18	39	+6	30	3	0	1	2	114	18.4
12	Andre Savard	62	18	20	38	+5	24	2	1	3	0	118	15.3
5	Mike Ramsey	80	7	23	30	+18	56	2	0	0	0	94	7.4
3	Richie Dunn	72	7	19	26	+6	73	0	0	1	1	122	5.7
18	Danny Gare	22	7	14	21	0	25	2	0	1	0	71	9.9
26	Steve Patrick	41	8	8	16	+3	64	0	0	0	0	52	15.4
27	Larry Playfair	77	6	10	16	-5	258	0	0	0	3	68	8.8
20	Brent Peterson (DET)	15	1	0	1	-6	6	0	0	0	0	10	10.0
	(BUF)	46	9	5	14	-3	43	0	0	0	0	41	22.0
	(TOT)	61	10	5	15	-9	49	0	0	0	0	51	19.6
24	Bill Hajt	65	2	9	11	+11	44	0	0	0	0	58	3.4
25	Bob Mongrain	24	6	4	10	-3	6	0	0	2	0	29	20.7
9	Gilles Hamel	16	2	7	9	-1	2	0	0	1	0	17	11.8
23	Bob Hess	33	0	8	8	+6	14	0	0	0	0	33	.0
28	Ron Fischer	15	0	7	7	-3	6	0	0	0	0	16	.0
7	Randy Cunneyworth	20	2	4	6	-3	47	0	0	0	0	33	6.1
6	Jim Schoenfeld	13	3	2	5	+5	30	0	0	1	0	21	14.3
19	Derek Smith	13	3	1	4	0	2	0	0	0	1	15	20.0
1	Don Edwards	62	0	2	2	—	2	0	0	0	0	0	.0
23	Sean McKenna	3	0	1	1	+3	2	0	0	0	0	6	.0
23	Hannu Virta	3	0	1	1	-4	4	0	0	0	0	3	.0
28	Jim Walsh	4	0	1	1	+1	4	0	0	0	0	8	.0
19	Jeff Eatough	1	0	0	0	-1	0	0	0	0	0	0	.0
20	Kai Suikkanen	1	0	0	0	-1	0	0	0	0	0	0	.0
30	Paul Harrison (PIT)	13	0	0	0	—	0	0	0	0	0	0	.0
	(BUF)	6	0	0	0	—	2	0	0	0	0	0	.0
	(TOT)	19	0	0	0	—	2	0	0	0	0	0	.0
29	Val James	7	0	0	0	-1	16	0	0	0	0	5	.0
29	Jacques Cloutier	7	0	0	0	—	0	0	0	0	0	0	.0
9	Mike Moller	9	0	0	0	-7	0	0	0	0	0	2	.0
28	Bob Sauve	14	0	0	0	—	2	0	0	0	0	0	.0

NO.	GOALTENDER	GP	MIN	AVG	W	L	T	EN	SO	GA	SA	PCT.
29	Jacques Cloutier	7	311	2.51	5	1	0	1	0	13	151	.914
28	Bob Sauve	14	760	2.76	6	1	5	1	0	35	330	.894
1	Don Edwards	62	3500	3.51	26	23	9	3	0	205	1722	.881
30	Paul Harrison	6	229	3.67	2	1	1	1	0	14	89	.842
	TEAM TOTALS	80	4800	3.41	39	26	15	6	0	273	2292	.881

1982-83

REGULAR SEASON SCORES
(38-29-13, 3rd place - Adams Division)

Oct. 6	Quebec	4-6	L	Jan. 7	Vancouver	5-5	T
Oct. 9	@ Quebec	4-6	L	Jan. 9	Los Angeles	7-2	W
Oct. 10	Hartford	4-4	T	Jan. 12	Quebec	2-1	W
Oct. 14	@ Philadelphia	2-4	L	Jan. 14	Washington	3-2	W
Oct. 16	@ Washington	9-2	W	Jan. 15	@ Washington	4-2	W
Oct. 17	Edmonton	6-4	W	Jan. 20	@ Boston	0-4	L
Oct. 20	@ Chicago	0-4	L	Jan. 22	@ Montreal	1-4	L
Oct. 23	@ Detroit	2-6	L	Jan. 23	Winnipeg	5-2	W
Oct. 24	St. Louis	6-2	W	Jan. 26	Montreal	7-3	W
Oct. 26	@ Montreal	7-7	T	Jan. 28	Chicago	6-2	W
Oct. 30	@ Toronto	3-3	T	Jan. 29	@ Toronto	3-5	L
Oct. 31	Montreal	3-1	W	Feb. 2	Minnesota	2-2	T
Nov. 3	Boston	2-3	L	Feb. 5	@ Quebec	0-0	T
Nov. 6	@ Hartford	5-2	W	Feb. 6	Boston	1-5	L
Nov. 7	Vancouver	3-1	W	Feb. 10	@ Los Angeles	2-7	L
Nov. 10	Philadelphia	7-2	W	Feb. 12	@ Calgary	2-4	L
Nov. 13	@ Boston	2-3	L	Feb. 14	@ St. Louis	4-6	L
Nov. 14	Pittsburgh	6-6	T	Feb. 16	Boston	3-1	W
Nov. 17	@ Winnipeg	7-2	W	Feb. 18	Calgary	5-1	W
Nov. 18	@ Minnesota	1-2	L	Feb. 20	Edmonton	4-5	L
Nov. 20	@ Los Angeles	5-2	W	Feb. 21	@ New Jersey	4-4	T
Nov. 24	@ Hartford	4-2	W	Feb. 23	Philadelphia	4-2	W
Nov. 26	St. Louis	8-6	W	Feb. 25	Boston	7-6	W
Nov. 28	N.Y. Rangers	7-3	W	Feb. 27	New Jersey	6-2	W
Dec. 1	Montreal	2-2	T	Mar. 1	@ Hartford	6-5	W
Dec. 4	@ Quebec	2-3	L	Mar. 3	@ Boston	3-2	W
Dec. 5	Chicago	3-3	T	Mar. 4	Pittsburgh	10-2	W
Dec. 8	@ Pittsburgh	2-4	L	Mar. 6	Detroit	6-4	W
Dec. 11	@ Montreal	2-3	L	Mar. 8	@ Minnesota	1-5	L
Dec. 12	Hartford	1-3	L	Mar. 9	@ Winnipeg	0-6	L
Dec. 14	@ N.Y. Islanders	5-3	W	Mar. 12	@ Vancouver	3-8	L
Dec. 16	@ Boston	1-8	L	Mar. 13	@ Edmonton	2-6	L
Dec. 18	@ Quebec	5-4	W	Mar. 16	Calgary	5-3	W
Dec. 19	Quebec	3-1	W	Mar. 19	@ Montreal	6-4	W
Dec. 22	@ N.Y. Rangers	3-1	W	Mar. 20	Montreal	4-7	L
Dec. 26	Detroit	2-2	T	Mar. 23	Hartford	8-3	W
Dec. 31	N.Y. Islanders	5-1	W	Mar. 27	Quebec	6-6	T
Jan. 2	Hartford	8-4	W	Mar. 29	@ Hartford	4-5	L
Jan. 4	@ N.Y. Islanders	2-5	L	Mar. 31	@ New Jersey	8-5	W
Jan. 5	@ N.Y. Rangers	3-3	T	Apr. 3	Toronto	3-4	L

REGULAR SEASON SCORING

NO.	PLAYER	GP	G	A	PTS	+/-	PIM	PP	SH	GW	GT	SHOTS	PCT.
11	Gil Perreault	77	30	46	76	-10	34	8	2	5	0	192	15.6
8	Tony McKegney	78	36	37	73	+2	18	10	0	2	1	180	20.0
6	Phil Housley	77	19	47	66	-4	39	11	0	2	2	183	10.4
7	Dale McCourt	62	20	32	52	-12	10	3	1	3	1	117	17.1
17	Mike Foligno	66	22	25	47	+9	135	4	0	4	2	130	16.9
9	Gilles Hamel	66	22	20	42	+4	26	2	0	1	1	120	18.3
16	Ric Seiling	75	19	22	41	+2	41	6	0	2	0	127	15.0
12	Andre Savard	68	16	25	41	+11	28	3	2	2	0	122	13.1
5	Mike Ramsey	77	8	30	38	+20	55	1	1	1	0	116	6.9
29	Dave Andreychuk	43	14	23	37	+6	16	3	0	1	0	66	21.2
3	Hannu Virta	74	13	24	37	+7	18	2	2	1	0	169	7.7
20	Brent Peterson	75	13	24	37	+10	38	1	1	0	1	98	13.3
22	Lindy Ruff	60	12	17	29	+15	130	2	0	1	1	110	10.9
10	Craig Ramsay	64	11	18	29	+14	7	0	3	1	2	87	12.6
18	Paul Cyr	36	15	12	27	-6	59	5	0	2	1	65	23.1
4	John Van Boxmeer	65	6	21	27	+7	53	1	0	1	0	144	4.2
19	Sean McKenna	46	10	14	24	-4	4	1	0	1	0	69	14.5
26	Steve Patrick	56	9	13	22	+4	26	0	0	1	0	63	14.3
25	Mal Davis	24	8	12	20	-6	0	3	0	3	0	32	25.0
14	Mike Moller	49	6	12	18	+2	14	1	0	3	0	43	14.0
27	Larry Playfair	79	4	13	17	+5	180	0	0	0	0	75	5.3
24	Bill Hajt	72	3	12	15	+6	26	0	0	1	0	52	5.8
31	Dave Fenyves	24	0	8	8	-10	14	0	0	0	0	20	.0
21	J.F. Sauve	9	0	4	4	0	9	0	0	0	0	15	.0
15	Geordie Robertson	5	1	2	3	-1	7	0	0	0	0	10	10.0
32	Gary McAdam	4	1	0	1	-4	0	0	0	0	0	3	33.3
28	Bob Sauve	54	0	1	1	—	8	0	0	0	0	0	.0
23	Kai Suikkanen	1	0	0	0	+1	0	0	0	0	0	1	.0
23	Ron Fischer	3	0	0	0	0	0	0	0	0	0	1	.0
25	Jere Gillis	3	0	0	0	-6	0	0	0	0	0	3	.0
33	Phil Myre	5	0	0	0	—	2	0	0	0	0	0	.0
1	Jacques Cloutier	25	0	0	0	—	0	0	0	0	0	0	.0

NO.	GOALTENDER	GP	MIN	AVG	W	L	T	EN	SO	GA	SA	PCT.
28	Bob Sauve	54	3110	3.45	25	20	7	3	1	179	1393	.871
1	Jacques Cloutier	25	1390	3.50	10	7	6	0	0	81	572	.858
33	Phil Myre	5	300	4.20	3	2	0	1	0	21	152	.861
	TEAM TOTALS	80	4800	3.56	38	29	13	4	1	285	2117	.865

1983-84

REGULAR SEASON SCORES
(48-25-7, 2nd place - Adams Division)

Oct. 5	Hartford	5-3	W	Jan. 7	@ Washington	4-2	W
Oct. 8	@ Quebec	2-9	L	Jan. 8	Montreal	4-3	W
Oct. 9	Washington	5-2	W	Jan. 11	Philadelphia	6-2	W
Oct. 12	@ Toronto	4-4	T	Jan. 13	Edmonton	3-1	W
Oct. 15	@ Boston	3-5	L	Jan. 14	@ Detroit	2-1	W
Oct. 16	N.Y. Islanders	2-3	L	Jan. 17	@ Vancouver	5-1	W
Oct. 18	@ Pittsburgh	3-1	W	Jan. 18	@ Los Angeles	4-0	W
Oct. 22	@ Hartford	5-2	W	Jan. 21	@ St. Louis	2-1	W
Oct. 23	Winnipeg	5-2	W	Jan. 23	@ Boston	5-3	W
Oct. 26	@ Detroit	5-6*	L	Jan. 25	Washington	2-2	T
Oct. 28	Los Angeles	3-3	T	Jan. 27	Detroit	2-2	T
Oct. 30	Montreal	5-4	W	Jan. 29	Pittsburgh	7-3	W
Nov. 2	N.Y. Rangers	3-3	T	Feb. 2	@ Boston	3-5	L
Nov. 5	@ N.Y. Islanders	0-4	L	Feb. 3	Minnesota	1-4	L
Nov. 6	Quebec	1-7	L	Feb. 5	Quebec	1-2	L
Nov. 9	Boston	3-1	W	Feb. 8	@ Pittsburgh	6-5*	W
Nov. 11	Toronto	3-1	W	Feb. 9	New Jersey	8-5	W
Nov. 13	Calgary	11-2	W	Feb. 11	@ Montreal	4-3	W
Nov. 16	@ Winnipeg	6-5*	W	Feb. 15	Boston	7-4	W
Nov. 18	@ Edmonton	0-7	L	Feb. 17	Minnesota	5-4*	W
Nov. 19	@ Calgary	5-2	W	Feb. 19	Hartford	5-2	W
Nov. 23	@ N.Y. Rangers	6-4	W	Feb. 21	@ Philadelphia	5-4*	W
Nov. 25	Chicago	5-2	W	Feb. 23	@ Hartford	2-3	L
Nov. 26	@ Quebec	2-3	L	Feb. 25	@ Minnesota	1-5	L
Nov. 29	@ Montreal	5-2	W	Feb. 27	Boston	1-3	L
Dec. 2	St. Louis	7-6	W	Feb. 29	@ Chicago	3-4	L
Dec. 4	Montreal	6-2	W	Mar. 3	@ Quebec	2-4	L
Dec. 6	@ St. Louis	2-8	L	Mar. 4	Quebec	1-1	T
Dec. 7	@ Chicago	2-4	L	Mar. 6	@ Montreal	8-3	W
Dec. 10	@ Boston	4-2	W	Mar. 9	Los Angeles	7-3	W
Dec. 11	@ Philadelphia	6-5	W	Mar. 11	Hartford	4-3*	W
Dec. 14	New Jersey	3-3	T	Mar. 14	@ Calgary	4-2	W
Dec. 17	@ Hartford	4-1	W	Mar. 17	@ Vancouver	5-2	W
Dec. 18	Vancouver	3-2	W	Mar. 18	@ Edmonton	3-4	L
Dec. 21	Hartford	3-6	L	Mar. 21	Montreal	4-2	W
Dec. 26	Boston	1-2	L	Mar. 24	@ New Jersey	6-0	W
Dec. 27	@ Montreal	7-4	W	Mar. 25	N.Y. Islanders	3-5	L
Dec. 29	Quebec	8-5	W	Mar. 27	@ Hartford	1-4	L
Dec. 31	N.Y. Rangers	2-3	L	Mar. 31	@ Quebec	1-4	L
Jan. 4	Winnipeg	9-4	W	Apr. 1	Toronto	4-2	W

* - overtime decision

REGULAR SEASON SCORING

NO.	PLAYER	GP	G	A	PTS	+/-	PIM	PP	SH	GW	GT	SHOTS	PCT.
11	Gil Perreault	73	31	59	90	+19	32	8	2	7	1	165	18.8
25	Dave Andreychuk	78	38	42	80	+20	42	10	0	7	1	178	21.3
6	Phil Housley	75	31	46	77	+4	33	13	2	6	1	234	13.2
17	Mike Foligno	70	32	31	63	+32	151	6	0	5	0	183	17.5
8	Real Cloutier	77	24	36	60	-1	25	9	0	6	0	169	14.2
22	Lindy Ruff	58	14	31	45	+15	101	3	0	4	0	126	11.1
9	Gilles Hamel	75	21	23	44	+4	37	4	2	1	0	135	15.6
18	Paul Cyr	71	16	27	43	-3	52	5	0	1	1	142	11.3
3	Hannu Virta	70	6	30	36	+14	12	4	0	0	0	98	6.1
16	Ric Seiling	78	13	22	35	+10	42	0	3	0	0	135	9.6
5	Mike Ramsey	72	9	22	31	+26	82	1	0	4	0	134	6.7
12	Sean McKenna	78	20	10	30	0	45	0	0	2	0	107	18.7
24	Bill Hajt	79	3	24	27	+26	32	0	1	0	0	53	5.7
10	Craig Ramsay	76	9	17	26	+3	17	0	0	0	0	97	9.3
20	Brent Peterson	70	9	12	21	+3	52	0	0	0	0	81	11.1
19	Jim Wiemer	64	5	15	20	+1	48	0	1	0	1	91	5.5
7	John Tucker	21	12	4	16	+2	4	5	0	2	0	40	30.0
14	Mike Moller	59	5	11	16	+2	27	0	0	1	0	43	11.6
27	Larry Playfair	76	5	11	16	+4	209	0	0	0	2	67	7.5
44	Jerry Korab	48	2	9	11	+4	82	1	0	1	0	41	4.9
21	Claude Verret	11	2	5	7	-3	2	1	0	0	0	14	14.3
26	Steve Patrick	11	1	4	5	-2	6	0	0	0	0	11	9.1
15	Adam Creighton	7	2	2	4	0	4	0	0	1	0	8	25.0
7	Dale McCourt	5	1	3	4	-2	0	0	0	0	0	5	20.0
4	Mark Renaud	10	1	3	4	+1	6	0	0	0	0	11	9.1
31	Dave Fenyves	10	0	4	4	+7	9	0	0	0	0	4	.0
26	Mal Davis	11	2	1	3	-1	4	1	0	0	0	12	16.7
30	Tom Barrasso	42	0	2	2	—	20	0	0	0	0	0	.0
16	Chris Langevin	6	1	0	1	-2	2	0	0	0	0	4	25.0
28	Bob Sauve	40	0	0	0	—	2	0	0	0	0	0	.0

NO.	GOALTENDER	GP	MIN	AVG	W	L	T	EN	SO	GA	SA	PCT.
30	Tom Barrasso	42	2475	2.84	26	12	3	2	2	117	1098	.893
28	Bob Sauve	40	2375	3.49	22	13	4	0	0	138	1050	.869
	TEAM TOTALS	80	4850	3.18	48	25	7	2	2	257	2148	.880

1984-85

REGULAR SEASON SCORES
(38-28-14, 3rd place - Adams Division)

Oct. 11	Montreal	4-3	W	Jan. 10	@ Boston	3-0	W
Oct. 13	@ Toronto	3-4*	L	Jan. 12	@ Montreal	1-1	T
Oct. 14	Detroit	6-4	W	Jan. 13	Edmonton	4-5	L
Oct. 17	@ Quebec	1-4	L	Jan. 16	@ N.Y. Rangers	2-2	T
Oct. 19	Quebec	5-4	W	Jan. 18	Chicago	4-3	W
Oct. 21	Minnesota	8-6	W	Jan. 19	@ Hartford	2-0	W
Oct. 25	@ Montreal	2-3	L	Jan. 24	@ Boston	2-5	L
Oct. 26	@ Detroit	3-7	L	Jan. 25	@ Quebec	2-4	L
Oct. 28	Calgary	6-2	W	Jan. 27	Quebec	3-2	W
Oct. 31	Philadelphia	3-3	T	Jan. 30	Boston	6-2	W
Nov. 2	Hartford	8-1	W	Feb. 2	@ Philadelphia	6-3	W
Nov. 3	@ Hartford	4-4	T	Feb. 3	Calgary	6-1	W
Nov. 7	@ Minnesota	9-6	W	Feb. 6	@ Minnesota	3-1	W
Nov. 9	@ Los Angeles	2-3	L	Feb. 9	@ Calgary	6-1	W
Nov. 11	@ Winnipeg	2-3	L	Feb. 15	Montreal	3-4*	L
Nov. 14	Boston	4-2	W	Feb. 16	@ Montreal	4-3	W
Nov. 16	Washington	3-2	W	Feb. 18	Edmonton	4-6	L
Nov. 17	@ Washington	2-3	L	Feb. 22	St. Louis	1-4	L
Nov. 21	@ N.Y. Rangers	2-3	L	Feb. 24	Los Angeles	2-4	L
Nov. 23	Philadelphia	2-4	L	Feb. 26	@ New Jersey	4-3	W
Nov. 24	@ N.Y. Islanders	3-6	L	Feb. 27	@ St. Louis	1-3	L
Nov. 27	@ Pittsburgh	2-2	T	Mar. 2	@ Washington	4-0	W
Nov. 30	Montreal	2-2	T	Mar. 3	N.Y. Islanders	2-3	L
Dec. 1	@ Montreal	2-3	L	Mar. 5	Hartford	6-3	W
Dec. 5	Boston	3-3	T	Mar. 8	Chicago	7-2	W
Dec. 8	@ Boston	3-1	W	Mar. 10	@ Los Angeles	4-4	T
Dec. 9	Quebec	4-4	T	Mar. 13	@ Vancouver	4-6	L
Dec. 12	@ Hartford	2-2	T	Mar. 15	@ Edmonton	4-4	T
Dec. 14	Detroit	4-4	T	Mar. 17	@ Winnipeg	3-5	L
Dec. 16	Vancouver	2-2	T	Mar. 20	Vancouver	4-5	L
Dec. 19	@ Chicago	6-3	W	Mar. 22	Pittsburgh	3-1	W
Dec. 22	@ Quebec	1-3	L	Mar. 24	Boston	3-4*	L
Dec. 23	St. Louis	3-2	W	Mar. 26	@ Quebec	3-4	L
Dec. 26	Toronto	6-0	W	**Mar. 27	N.Y. Rangers	3-2	W
Dec. 28	Winnipeg	4-0	W	Mar. 30	@ Hartford	2-1	W
Dec. 29	@ New Jersey	2-1	W	Mar. 31	Quebec	3-1	W
Dec. 31	New Jersey	6-4	W	Apr. 2	Hartford	2-1	W
Jan. 4	Pittsburgh	7-2	W	Apr. 4	@ Boston	3-5	L
Jan. 5	@ N.Y. Islanders	7-3	W	Apr. 6	@ Toronto	5-2	W
Jan. 8	Hartford	4-4	T	Apr. 7	Montreal	4-5	L

* - overtime decision
** - postponed from Jan. 22

REGULAR SEASON SCORING

NO.	PLAYER	GP	G	A	PTS	+/-	PIM	PP	SH	GW	GT	SHOTS	PCT.
11	Gil Perreault	78	30	53	83	+5	42	10	1	1	0	167	18.0
6	Phil Housley	73	16	53	69	+13	28	3	0	4	0	187	8.6
25	Dave Andreychuk	64	31	30	61	-2	54	14	0	2	1	153	20.3
17	Mike Foligno	77	27	29	56	+14	154	6	0	6	2	167	16.2
7	John Tucker	64	22	27	49	+6	21	11	0	3	0	111	19.8
9	Gilles Hamel	80	18	30	48	-1	36	5	3	4	2	158	11.4
18	Paul Cyr	71	22	24	46	-5	63	5	0	1	2	168	13.1
12	Sean McKenna	65	20	16	36	-6	41	2	0	0	0	108	18.5
20	Brent Peterson	74	12	22	34	+16	47	2	1	2	0	104	11.5
10	Craig Ramsay	79	12	21	33	+17	16	0	0	1	0	70	17.1
16	Ric Seiling	73	16	15	31	+28	86	2	3	3	0	118	13.6
5	Mike Ramsey	79	8	22	30	+29	102	3	0	2	0	159	5.0
29	Mal Davis	47	17	9	26	-2	26	5	0	5	0	62	27.4
22	Lindy Ruff	39	13	11	24	-3	45	2	0	2	0	71	18.3
3	Hannu Virta	51	1	23	24	-1	16	0	0	0	0	57	1.8
26	Dave Maloney (NYR)	16	2	1	3	+3	10	0	0	0	0	16	12.5
	(BUF)	52	1	21	22	+17	41	0	0	0	0	36	2.8
	(TOT)	68	3	22	25	+20	51	0	0	0	0	52	5.8
24	Bill Hajt	57	5	13	18	+32	14	1	1	0	1	53	9.4
27	Larry Playfair	72	3	14	17	-2	157	0	0	1	0	63	4.8
15	Adam Creighton	30	2	8	10	-7	33	1	0	0	0	20	10.0
23	Gates Orlando	11	3	6	9	+3	6	1	0	0	0	22	13.6
31	Dave Fenyves	60	1	8	9	+1	27	0	0	0	0	50	2.0
4	Jerry Korab	25	1	6	7	-8	29	0	0	1	0	30	3.3
32	Norm Lacombe	30	2	4	6	-3	25	0	0	0	0	30	6.7
4	Timo Jutila	10	1	5	6	-5	13	1	0	0	0	28	3.6
30	Tom Barrasso	54	0	6	6	—	41	0	0	0	0	0	.0
19	Jim Wiemer	10	3	2	5	-5	4	2	0	0	0	22	13.6
26	Steve Patrick	14	2	2	4	-3	4	0	0	0	0	12	16.7
13	Jim Schoenfeld	34	0	3	3	-1	28	0	0	0	0	38	.0
8	Bob Mongrain	8	1	1	2	+1	0	0	0	0	0	10	10.0
14	Mike Moller	5	0	2	2	0	0	0	0	0	0	5	.0
1	Jacques Cloutier	1	0	1	1	—	0	0	0	0	0	1	.0
28	Bob Sauve	27	0	1	1	—	4	0	0	0	0	0	.0
21	Claude Verret	3	0	0	0	-2	0	0	0	0	0	5	.0
8	Real Cloutier	4	0	0	0	-2	0	0	0	0	0	6	.0

NO.	GOALTENDER	GP	MIN	AVG	W	L	T	EN	SO	GA	SA	PCT.
30	Tom Barrasso	54	3248	2.66	25	18	10	4	5	144	1274	.887
28	Bob Sauve	27	1564	3.22	13	10	3	1	0	84	581	.855
1	Jacques Cloutier	1	65	3.69	0	0	1	0	0	4	37	.892
	TEAM TOTALS	80	4877	2.92	38	28	14	5	5	237	1892	.875

1985-86

REGULAR SEASON SCORES
(37-37-6, 5th place - Adams Division)

Oct. 10	Hartford	4-5	L	Jan. 10	Toronto	9-7	W
Oct. 12	@ Minnesota	6-2	W	Jan. 11	@ Pittsburgh	3-3	T
Oct. 14	Detroit	6-1	W	Jan. 15	@ Chicago	2-4	L
Oct. 16	@ Montreal	6-0	W	Jan. 17	Montreal	5-4*	W
Oct. 18	Washington	1-4	L	Jan. 19	@ New Jersey	6-3	W
Oct. 19	@ Washington	2-2	T	Jan. 22	Winnipeg	6-3	W
Oct. 23	Montreal	4-5	L	Jan. 24	Chicago	3-5	L
Oct. 25	Vancouver	5-4	W	Jan. 25	@ Quebec	3-4	L
Oct. 27	Minnesota	3-2	W	Jan. 27	@ Montreal	1-4	L
Oct. 30	@ Calgary	2-4	L	Jan. 29	@ Winnipeg	3-5	L
Nov. 1	@ Edmonton	2-0	W	Jan. 31	N.Y. Rangers	5-3	W
Nov. 2	@ Vancouver	2-6	L	Feb. 2	Quebec	5-3	W
Nov. 6	Winnipeg	7-3	W	Feb. 6	@ Boston	8-6	W
Nov. 8	St. Louis	5-4	W	Feb. 8	@ Hartford	4-2	W
Nov. 10	Calgary	5-1	W	Feb. 9	Edmonton	4-2	W
Nov. 13	Boston	6-4	W	Feb. 12	Philadelphia	0-4	L
Nov. 16	@ Quebec	1-3	L	Feb. 14	@ Calgary	3-3	T
Nov. 17	Toronto	3-5	L	Feb. 16	@ Edmonton	5-7	L
Nov. 19	@ Hartford	2-0	W	Feb. 19	Hartford	4-6	L
Nov. 22	Quebec	7-5	W	Feb. 21	N.Y. Islanders	5-1	W
Nov. 25	Minnesota	3-4	L	Feb. 23	Washington	4-1	W
Nov. 27	@ Detroit	1-4	L	Feb. 26	@ Pittsburgh	2-5	L
Nov. 29	Montreal	2-5	L	Feb. 28	Quebec	2-6	L
Nov. 30	@ Toronto	2-3*	L	Mar. 1	@ Quebec	8-4	W
Dec. 4	@ St. Louis	6-3	W	Mar. 4	@ Philadelphia	6-4	W
Dec. 6	Pittsburgh	1-3	L	Mar. 5	@ Hartford	1-5	L
Dec. 8	@ Boston	3-3	T	Mar. 7	Hartford	2-6	L
Dec. 10	@ Quebec	3-7	L	Mar. 9	New Jersey	4-3	W
Dec. 13	Hartford	4-6	L	Mar. 11	@ St. Louis	2-3*	L
Dec. 15	Quebec	6-2	W	Mar. 12	@ Chicago	7-6	W
Dec. 17	@ N.Y. Islanders	3-7	L	Mar. 15	@ Los Angeles	3-5	L
Dec. 18	@ N.Y. Rangers	5-4	W	Mar. 19	@ Vancouver	4-3	W
Dec. 21	@ Montreal	1-3	L	Mar. 21	New Jersey	3-6	L
Dec. 22	Boston	5-3	W	Mar. 23	Los Angeles	6-1	W
Dec. 26	N.Y. Rangers	6-1	W	Mar. 27	@ Philadelphia	1-0	W
Dec. 29	N.Y. Islanders	4-3	W	Mar. 29	@ Boston	1-2	L
Dec. 31	Boston	6-6	T	Mar. 30	Boston	3-5	L
Jan. 2	@ Detroit	2-2	T	Apr. 1	@ Hartford	3-5	L
Jan. 4	@ Boston	0-4	L	Apr. 4	Montreal	4-2	W
Jan. 5	Los Angeles	2-3	L	Apr. 5	@ Montreal	2-4	L

* - overtime decision

REGULAR SEASON SCORING

NO.	PLAYER	GP	G	A	PTS	+/-	PIM	PP	SH	GW	GT	SHOTS	PCT.
25	Dave Andreychuk	80	36	51	87	+3	61	12	0	3	0	225	16.0
17	Mike Foligno	79	41	39	80	+25	168	7	1	4	0	223	18.4
7	John Tucker	75	31	34	65	0	39	8	0	3	0	146	21.2
6	Phil Housley	79	15	47	62	-9	54	7	0	2	0	180	8.3
11	Gil Perreault	72	21	39	60	-10	28	5	1	3	0	164	12.8
18	Paul Cyr	71	20	31	51	+4	120	4	1	2	0	151	13.2
9	Gilles Hamel	77	19	25	44	-27	61	4	3	4	0	158	12.0
15	Doug Smith (LA)	48	8	9	17	-29	56	1	1	0	0	115	7.0
	(BUF)	30	10	11	21	+2	73	3	1	3	0	72	13.9
	(TOT)	78	18	20	38	-27	129	4	2	3	0	187	9.6
22	Lindy Ruff	54	20	12	32	+8	158	5	1	4	0	131	15.3
5	Mike Ramsey	76	7	21	28	+1	117	1	0	1	1	154	4.5
3	Hannu Virta	47	5	23	28	+2	16	1	0	0	0	81	6.2
23	Gates Orlando	61	13	12	25	-7	29	1	2	1	0	70	18.6
16	Ric Seiling	69	12	13	25	-5	74	0	0	1	0	85	14.1
4	Steve Dykstra	65	4	21	25	+1	108	1	1	0	0	70	5.7
28	Brian Engblom (LA)	49	3	13	16	-13	61	0	0	0	0	53	5.7
	(BUF)	30	1	4	5	+3	16	0	0	0	0	24	4.2
	(TOT)	79	4	17	21	-10	77	0	0	0	0	77	5.2
12	Sean McKenna	45	6	12	18	-8	28	1	0	2	0	83	7.2
24	Bill Hajt	58	1	16	17	+17	25	0	0	0	0	42	2.4
32	Norm Lacombe	25	6	7	13	+9	13	3	0	2	0	38	15.8
26	Pat Hughes	50	4	9	13	-6	25	0	0	0	0	51	7.8
26	Phil Russell (NJ)	30	2	3	5	-17	51	0	0	0	0	22	9.1
	(BUF)	12	2	3	5	-8	12	0	0	0	0	15	13.3
	(TOT)	42	4	6	10	-25	63	0	0	0	0	37	10.8
14	Mikael Andersson	33	1	9	10	0	4	0	0	0	0	13	7.7
19	Bob Halkidis	37	1	9	10	-3	115	0	0	0	0	19	5.3
21	Richie Dunn	29	4	5	9	-5	25	4	0	0	0	55	7.3
20	Don Lever	29	7	1	8	-5	6	0	1	1	0	31	22.6
8	Dave Fenyves	47	0	7	7	+12	37	0	0	0	0	31	.0
12	Jody Gage	7	3	2	5	-3	0	3	0	0	0	18	16.7
30	Tom Barrasso	60	0	4	4	—	28	0	0	0	0	0	.0
15	Chris Langevin	16	2	1	3	+3	20	0	0	0	0	10	20.0
27	Larry Playfair	47	1	2	3	-8	100	0	0	0	0	35	2.9
29	Mal Davis	7	2	0	2	-1	4	2	0	0	0	5	40.0
34	Adam Creighton	20	1	1	2	-2	2	0	0	1	0	9	11.1
1	Jacques Cloutier	15	0	2	2	—	2	0	0	0	0	0	.0
28	Paul Gardner	2	0	0	0	-3	0	0	0	0	0	4	.0
28	Richard Hajdu	3	0	0	0	+1	4	0	0	0	0	2	.0
31	Joe Reekie	3	0	0	0	-2	14	0	0	0	0	1	.0
33	Jim Hofford	5	0	0	0	-1	5	0	0	0	0	3	.0
35	Daren Puppa	7	0	0	0	—	0	0	0	0	0	0	.0

NO.	GOALTENDER	GP	MIN	AVG	W	L	T	EN	SO	GA	SA	PCT.
35	Daren Puppa	7	401	3.14	3	4	0	0	1	21	184	.886
1	Jacques Cloutier	15	872	3.37	5	9	1	2	1	49	428	.885
30	Tom Barrasso	60	3561	3.61	29	24	5	5	2	214	1778	.879
	TEAM TOTALS	80	4834	3.61	37	37	6	7	4	291	2390	.878

1986-87

REGULAR SEASON SCORES
(28-44-8, 5th place - Adams Division)

Oct. 9	@ Winnipeg	2-3	L	Jan. 8	@ Minnesota	4-5*	L
Oct. 11	@ Toronto	5-5	T	Jan. 10	@ Los Angeles	8-5	W
Oct. 12	Calgary	2-4	L	Jan. 14	Montreal	3-3	T
Oct. 15	Montreal	0-0	T	Jan. 17	@ Montreal	2-4	L
Oct. 17	Pittsburgh	3-7	L	Jan. 18	Edmonton	6-5*	W
Oct. 18	@ Washington	4-2	W	Jan. 20	@ Minnesota	0-5	L
Oct. 22	@ Pittsburgh	4-5*	L	Jan. 23	Washington	2-3	L
Oct. 24	Hartford	4-5	L	Jan. 24	@ Washington	6-3	W
Oct. 25	@ Hartford	2-3	L	Jan. 26	@ Boston	2-6	L
Oct. 29	@ Montreal	2-5	L	Jan. 28	Philadelphia	4-7	L
Nov. 1	@ New Jersey	3-1	W	Jan. 30	Quebec	3-1	W
Nov. 2	@ Boston	7-1	W	Feb. 1	Detroit	6-1	W
Nov. 5	Boston	8-3	W	Feb. 4	@ Hartford	3-1	W
Nov. 7	Vancouver	6-7	L	Feb. 7	@ Quebec	2-5	L
Nov. 9	N.Y. Islanders	3-4	L	Feb. 8	Chicago	7-4	W
Nov. 12	@ N.Y. Rangers	1-2*	L	Feb. 14	@ N.Y. Islanders	5-1	W
Nov. 15	@ Montreal	2-4	L	Feb. 18	Boston	4-3	W
Nov. 19	Boston	4-4	T	Feb. 20	@ N.Y. Rangers	6-3	W
Nov. 21	Quebec	1-6	L	Feb. 22	Hartford	5-3	W
Nov. 22	@ Quebec	1-3	L	Feb. 24	N.Y. Rangers	3-6	L
Nov. 26	@ Hartford	0-3	L	Feb. 26	St. Louis	4-3	W
Nov. 28	Boston	4-3	W	Feb. 28	@ Boston	1-5	L
Nov. 29	@ Boston	2-6	L	Mar. 1	Vancouver	2-4	L
Dec. 2	Minnesota	4-5	L	Mar. 3	@ Philadelphia	2-4	L
Dec. 5	St. Louis	5-6	L	Mar. 5	New Jersey	6-4	W
Dec. 6	@ New Jersey	3-4	L	Mar. 7	@ Quebec	5-5	T
Dec. 9	@ Detroit	5-5	T	Mar. 8	Quebec	5-1	W
Dec. 10	@ Chicago	3-6	L	Mar. 11	@ Los Angeles	3-2	W
Dec. 13	@ Quebec	0-7	L	Mar. 13	@ Vancouver	4-6	L
Dec. 14	Hartford	4-3	W	Mar. 14	@ Edmonton	3-5	L
Dec. 17	@ Hartford	3-4	L	Mar. 17	@ Calgary	2-6	L
Dec. 19	Montreal	3-2	W	Mar. 20	Montreal	2-3	L
Dec. 20	@ Toronto	4-5*	L	Mar. 22	Detroit	3-2	W
Dec. 23	Philadelphia	2-1	W	Mar. 24	Toronto	5-6	L
Dec. 26	Pittsburgh	3-3	T	Mar. 26	Los Angeles	3-5	L
Dec. 28	Calgary	1-4	L	Mar. 28	@ Montreal	3-6	L
Dec. 31	Chicago	5-2	W	Mar. 29	Edmonton	2-3	L
Jan. 2	Winnipeg	3-6	L	Apr. 2	@ St. Louis	3-5	L
Jan. 4	Quebec	7-2	W	Apr. 4	@ N.Y. Islanders	6-6	T
Jan. 7	@ Winnipeg	4-2	W	Apr. 5	Hartford	6-0	W

* - overtime decision

REGULAR SEASON SCORING

NO.	PLAYER	GP	G	A	PTS	+/-	PIM	PP	SH	GW	GT	SHOTS	PCT.
25	Dave Andreychuk	77	25	48	73	+2	46	13	0	2	1	255	9.8
6	Phil Housley	78	21	46	67	-2	57	8	1	2	0	202	10.4
21	Christian Ruuttu	76	22	43	65	+9	62	3	1	1	1	167	13.2
17	Mike Foligno	75	30	29	59	+13	176	11	1	5	0	185	16.2
7	John Tucker	54	17	34	51	-3	21	4	0	0	1	104	16.3
38	Adam Creighton	56	18	22	40	+4	26	6	0	3	0	109	16.5
15	Doug Smith	62	16	24	40	-20	106	7	0	2	0	158	10.1
5	Mike Ramsey	80	8	31	39	+1	109	2	1	0	0	154	5.2
27	Wilf Paiement	56	20	17	37	+2	108	2	0	3	0	117	17.1
65	Mark Napier (EDM)	62	8	13	21	+3	21	0	1	0	0	88	9.1
	(BUF)	15	5	5	10	-5	0	1	0	0	0	40	12.5
	(TOT)	77	13	18	31	-2	21	1	1	0	0	128	10.2
18	Paul Cyr	73	11	16	27	-16	122	0	0	1	0	131	8.4
39	Clark Gillies	61	10	17	27	0	81	1	0	2	0	106	9.4
9	Scott Arniel	63	11	14	25	-1	59	0	0	3	0	90	12.2
28	Tom Kurvers (MTL)	1	0	0	0	+1	0	0	0	0	0	2	.0
	(BUF)	55	6	17	23	-10	24	1	0	1	0	71	8.5
	(TOT)	56	6	17	23	-9	24	1	0	1	0	73	8.2
22	Lindy Ruff	50	6	14	20	-12	74	0	1	1	0	95	6.3
12	Ken Priestlay	34	11	6	17	+3	8	3	0	0	0	49	22.4
11	Gil Perreault	20	9	7	16	-2	6	1	0	1	0	35	25.7
34	Jim Korn	52	4	10	14	-3	158	0	0	0	0	35	11.4
37	Shawn Anderson	41	2	11	13	0	23	0	0	0	0	26	7.7
32	Norm Lacombe	39	4	7	11	-9	8	1	0	0	1	48	8.3
26	Bob Logan	22	7	3	10	+5	0	1	0	0	0	22	31.8
23	Gates Orlando	27	2	8	10	-6	16	0	0	0	0	24	8.3
31	Joe Reekie	56	1	8	9	+6	82	0	0	0	0	56	1.8
29	Jeff Parker	15	3	3	6	+1	7	0	0	0	0	10	30.0
20	Mike Hartman	17	3	3	6	+2	69	0	0	0	0	19	15.8
33	Lee Fogolin (EDM)	35	1	3	4	-2	17	0	0	0	0	37	2.7
	(BUF)	9	0	2	2	-2	8	0	0	0	0	5	.0
	(TOT)	44	1	5	6	-4	25	0	0	0	0	42	2.4
20	Don Lever	10	3	2	5	-3	4	3	0	1	0	8	37.5
40	Uwe Krupp	26	1	4	5	-9	23	0	0	0	0	34	2.9
16	Paul Brydges	15	2	2	4	+4	6	0	0	0	0	8	25.0
29	Mark Ferner	13	0	3	3	+2	9	0	0	0	0	5	.0
14	Mikael Andersson	16	0	3	3	-2	0	0	0	0	0	6	.0
19	Bob Halkidis	6	1	1	2	+3	19	0	0	0	0	4	25.0
26	Phil Russell	6	0	2	2	0	12	0	0	0	0	2	.0
24	Bill Hajt	23	0	2	2	0	4	0	0	0	0	11	.0
1	Jacques Cloutier	40	0	2	2	—	10	0	0	0	0	0	.0
8	Dave Fenyves	7	1	0	1	-3	0	0	0	0	0	3	33.3
3	Richie Dunn	2	0	1	1	+2	2	0	0	0	0	1	.0
4	Steve Dykstra	37	0	1	1	-7	179	0	0	0	0	21	.0
30	Tom Barrasso	46	0	1	1	—	22	0	0	0	0	0	.0
8	Richard Hajdu	2	0	0	0	+1	0	0	0	0	0	1	.0
19	Doug Trapp	2	0	0	0	0	0	0	0	0	0	1	.0
35	Daren Puppa	3	0	0	0	—	2	0	0	0	0	0	.0
3	Jim Hofford	12	0	0	0	-1	40	0	0	0	0	8	.0

NO.	GOALTENDER	GP	MIN	AVG	W	L	T	EN	SO	GA	SA	PCT.
30	Tom Barrasso	46	2501	3.65	17	23	2	4	2	152	1202	.873
1	Jacques Cloutier	40	2167	3.79	11	19	5	1	0	137	1035	.868
35	Daren Puppa	3	185	4.22	0	2	1	1	0	13	80	.835
TEAM TOTALS		80	4853	3.81	28	44	8	6	2	308	2317	.867

1987-88

REGULAR SEASON SCORES
(37-32-11, 3rd place - Adams Division)

Oct. 8	Minnesota	2-2	T	Jan. 8	Hartford	3-1	W
Oct. 10	@ Montreal	3-6	L	Jan. 10	N.Y. Rangers	4-3	W
Oct. 11	Washington	6-5	W	Jan. 12	@ St. Louis	4-2	W
Oct. 13	@ Pittsburgh	3-8	L	Jan. 14	@ Philadelphia	1-3	L
Oct. 16	Quebec	2-2	T	Jan. 16	@ Boston	1-5	L
Oct. 17	@ Quebec	6-3	W	Jan. 17	N.Y. Islanders	5-2	W
Oct. 21	Hartford	3-5	L	Jan. 20	Boston	5-3	W
Oct. 23	Montreal	5-3	W	Jan. 22	New Jersey	7-3	W
Oct. 24	@ Pittsburgh	3-5	L	Jan. 23	@ Washington	3-3	T
Oct. 28	@ Hartford	2-2	T	Jan. 25	@ New Jersey	5-2	W
Oct. 30	Los Angeles	5-1	W	Jan. 27	Montreal	1-4	L
Nov. 1	Chicago	5-3	W	Jan. 29	N.Y. Islanders	2-5	L
Nov. 4	@ Los Angeles	5-4	W	Jan. 31	Winnipeg	4-4	T
Nov. 7	@ Edmonton	0-5	L	Feb. 2	@ Quebec	6-3	W
Nov. 8	@ Calgary	6-3	W	Feb. 5	Toronto	5-2	W
Nov. 11	@ Vancouver	4-4	T	Feb. 6	@ N.Y. Islanders	4-6	L
Nov. 13	Minnesota	4-5	L	Feb. 12	@ Winnipeg	5-7	L
Nov. 15	Toronto	5-4	W	Feb. 14	@ Chicago	3-4*	L
Nov. 18	@ Hartford	1-9	L	Feb. 16	@ St. Louis	3-0	W
Nov. 20	Washington	5-3	W	Feb. 19	Philadelphia	4-5	L
Nov. 22	Los Angeles	5-8	L	Feb. 21	Quebec	5-6	L
Nov. 25	@ Philadelphia	2-5	L	Feb. 25	St. Louis	5-2	W
Nov. 27	Hartford	2-4	L	Feb. 27	@ Hartford	4-3	W
Nov. 29	Edmonton	2-5	L	Feb. 28	Winnipeg	5-3	W
Dec. 3	Quebec	6-3	W	Mar. 1	@ Detroit	0-4	L
Dec. 5	@ Hartford	1-2	L	Mar. 4	N.Y. Rangers	6-3	W
Dec. 6	Vancouver	1-5	L	Mar. 6	Boston	3-0	W
Dec. 9	@ Chicago	6-2	W	Mar. 9	@ Minnesota	6-2	W
Dec. 12	@ Boston	3-3	T	Mar. 12	@ Calgary	4-10	L
Dec. 13	Calgary	1-7	L	Mar. 13	@ Vancouver	7-5	W
Dec. 18	Montreal	2-2	T	Mar. 15	@ Edmonton	4-6	L
Dec. 19	@ Montreal	2-1	W	Mar. 19	@ Boston	4-3	W
Dec. 22	@ Boston	0-9	L	Mar. 20	Boston	2-6	L
Dec. 23	@ Detroit	5-2	W	Mar. 22	@ N.Y. Rangers	3-2	W
Dec. 27	Pittsburgh	3-3	T	Mar. 25	New Jersey	2-2	T
Dec. 29	@ Quebec	1-5	L	Mar. 27	Detroit	3-5	L
Dec. 31	Boston	0-2	L	Mar. 29	@ Quebec	3-1	W
Jan. 2	@ Toronto	6-4	W	Mar. 31	Hartford	3-2	W
Jan. 3	Quebec	2-1	W	Apr. 2	@ Montreal	4-9	L
Jan. 6	@ Montreal	6-5	W	Apr. 3	Montreal	4-4	T

* - overtime decision

REGULAR SEASON SCORING

NO.	PLAYER	GP	G	A	PTS	+/-	PIM	PP	SH	GW	GT	SHOTS	PCT.
25	Dave Andreychuk	80	30	48	78	+1	112	15	0	5	0	253	11.9
21	Christian Ruuttu	73	26	45	71	-3	85	8	1	4	0	185	14.1
6	Phil Housley	74	29	37	66	-17	96	6	0	1	1	231	12.6
23	Ray Sheppard	74	38	27	65	-6	14	15	0	5	2	173	22.0
17	Mike Foligno	74	29	28	57	-11	220	10	0	7	1	159	18.2
77	Pierre Turgeon	76	14	28	42	-8	34	8	0	3	0	101	13.9
3	Calle Johansson	71	4	38	42	+12	37	2	0	0	0	93	4.3
9	Scott Arniel	73	17	23	40	+8	61	0	3	2	0	111	15.3
7	John Tucker	45	19	19	38	+4	20	6	0	0	1	93	20.4
15	Doug Smith	70	9	19	28	-10	117	1	0	0	0	136	6.6
38	Adam Creighton	36	10	17	27	+7	87	4	0	1	0	61	16.4
22	Lindy Ruff	77	2	23	25	-9	179	0	0	0	0	106	1.9
14	Mikael Andersson	37	3	20	23	+7	10	0	1	1	0	34	8.8
5	Mike Ramsey	63	5	16	21	+6	77	1	0	0	0	94	5.3
65	Mark Napier	47	10	8	18	-3	8	0	1	2	0	81	12.3
16	Mike Donnelly (NYR)	17	2	2	4	-5	8	0	0	0	0	30	6.7
	(BUF)	40	6	8	14	-1	44	0	0	0	0	69	8.7
	(TOT)	57	8	10	18	-6	52	0	0	0	0	99	8.1
12	Ken Priestlay	33	5	12	17	-4	35	1	1	0	0	63	7.9
40	Uwe Krupp	75	2	9	11	-1	151	0	0	0	0	84	2.4
19	Kevin Maguire	46	4	6	10	-1	162	0	0	0	0	25	16.0
90	Clark Gillies	25	5	2	7	+1	51	0	0	1	0	23	21.7
36	Jan Ludvig	13	1	6	7	+1	65	0	0	0	0	13	7.7
26	Bob Logan	16	3	2	5	+1	0	1	0	1	0	15	20.0
27	Joe Reekie	30	1	4	5	-3	68	0	0	0	0	23	4.3
20	Mike Hartman	18	3	1	4	-3	90	0	0	1	0	24	12.5
37	Shawn Anderson	23	1	2	3	-3	17	1	0	0	0	29	3.4
18	Bob Halkidis	30	0	3	3	+6	115	0	0	0	0	26	.0
8	Jim Jackson	5	2	0	2	0	0	1	0	1	0	11	18.2
29	Richie Dunn	12	2	0	2	-7	8	0	0	0	0	19	10.5
33	Benoit Hogue	3	1	1	2	+3	0	0	0	1	0	3	33.3
8	Paul Cyr	20	1	1	2	-2	38	0	1	1	0	20	5.0
4	Steve Dykstra	27	1	1	2	-2	91	0	0	0	0	11	9.1
28	Jeff Parker	4	0	2	2	-1	2	0	0	0	0	0	.0
32	Scott Metcalfe (EDM)	2	0	0	0	-1	0	0	0	0	0	0	.0
	(BUF)	1	0	1	1	-1	0	0	0	0	0	1	.0
	(TOT)	3	0	1	1	-2	0	0	0	0	0	1	.0
32	Don McSween	5	0	1	1	+1	6	0	0	0	0	4	.0
31	Daren Puppa	17	0	1	1	—	4	0	0	0	0	0	.0
24	Ed Hospodar	42	0	1	1	-1	98	0	0	0	0	15	.0
30	Tom Barrasso	54	0	1	1	—	50	0	0	0	0	0	.0
33	Jody Gage	2	0	0	0	-2	0	0	0	0	0	1	.0
1	Jacques Cloutier	20	0	0	0	—	11	0	0	0	0	0	.0

NO.	GOALTENDER	GP	MIN	AVG	W	L	T	EN	SO	GA	SA	PCT.
30	Tom Barrasso	54	3133	3.31	25	18	8	1	2	173	1658	.896
31	Daren Puppa	17	874	4.19	8	6	1	0	0	61	469	.870
1	Jacques Cloutier	20	851	4.72	4	8	2	3	0	67	450	.850
TEAM TOTALS		80	4858	3.77	37	32	11	4	2	305	2577	.881

1988-89

REGULAR SEASON SCORES
(38-35-7, 3rd place - Adams Division)

Oct. 6	Montreal	3-2	W	Jan. 6	@ New Jersey	4-5	L
Oct. 8	@ Washington	2-6	L	Jan. 7	@ Toronto	6-1	W
Oct. 9	@ Philadelphia	3-4*	L	Jan. 12	Chicago	6-5	W
Oct. 12	Pittsburgh	8-5	W	Jan. 14	@ Quebec	1-1	T
Oct. 14	@ Quebec	5-4	W	Jan. 15	Calgary	3-2	W
Oct. 16	Quebec	3-5	L	Jan. 18	Minnesota	3-3	T
Oct. 19	@ Toronto	2-4	L	Jan. 21	@ Boston	6-5*	W
Oct. 21	Montreal	5-3	W	Jan. 22	Boston	6-4	W
Oct. 22	@ Montreal	3-4	L	Jan. 25	@ Detroit	6-3	W
Oct. 25	@ New Jersey	7-4	W	Jan. 27	Montreal	4-2	W
Oct. 26	Hartford	1-7	L	Jan. 28	@ Montreal	1-2	L
Oct. 29	@ Boston	3-3	T	Jan. 31	@ Hartford	5-3	W
Oct. 30	Boston	3-3	T	Feb. 2	@ St. Louis	3-7	L
Nov. 2	N.Y. Rangers	6-4	W	Feb. 4	@ Los Angeles	3-5	L
Nov. 4	@ Edmonton	3-7	L	Feb. 9	@ Hartford	2-5	L
Nov. 5	@ Calgary	0-9	L	Feb. 10	Vancouver	4-5	L
Nov. 9	Calgary	3-2	W	Feb. 12	St. Louis	5-2	W
Nov. 12	@ N.Y. Islanders	3-0	W	Feb. 14	@ Pittsburgh	3-7	L
Nov. 13	Edmonton	4-5*	L	Feb. 15	New Jersey	5-3	W
Nov. 16	@ Chicago	2-3	L	Feb. 17	Pittsburgh	5-1	W
Nov. 19	@ Los Angeles	4-5	L	Feb. 19	Detroit	8-4	W
Nov. 22	@ Vancouver	2-4	L	Feb. 22	N.Y. Islanders	7-5	W
Nov. 25	Chicago	5-4*	W	Feb. 24	Winnipeg	5-4	W
Nov. 27	Philadelphia	7-3	W	Feb. 25	@ Montreal	1-6	L
Nov. 30	Quebec	6-2	W	Mar. 1	Los Angeles	4-5	L
Dec. 2	Hartford	1-6	L	Mar. 4	@ Quebec	2-6	L
Dec. 3	@ Montreal	2-3*	L	Mar. 5	Quebec	2-8	L
Dec. 6	@ Hartford	0-9	L	Mar. 8	@ N.Y. Rangers	2-0	W
Dec. 8	@ Boston	4-2	W	Mar. 11	@ Boston	6-6	T
Dec. 11	Washington	4-6	L	Mar. 12	Boston	3-2	W
Dec. 14	@ Winnipeg	3-4	L	Mar. 16	@ Hartford	6-1	W
Dec. 15	@ Minnesota	2-2	T	Mar. 18	@ Minnesota	0-3	L
Dec. 19	Edmonton	5-5	T	Mar. 20	@ Winnipeg	4-1	W
Dec. 21	@ N.Y. Rangers	5-2	W	Mar. 22	St. Louis	1-2	L
Dec. 23	Toronto	5-2	W	Mar. 24	Vancouver	5-2	W
Dec. 26	Boston	2-1	W	Mar. 25	@ Quebec	1-4	L
Dec. 28	Detroit	4-1	W	Mar. 28	Hartford	4-2	W
Dec. 30	@ Washington	3-5	L	Mar. 30	Montreal	2-4	L
Dec. 31	Philadelphia	2-3	L	Apr. 1	@ N.Y. Islanders	4-3	W
Jan. 4	Hartford	4-5*	L	Apr. 2	Quebec	4-2	W

* - overtime decision

REGULAR SEASON SCORING

NO.	PLAYER	GP	G	A	PTS	+/-	PIM	PP	SH	GW	GT	SHOTS	PCT.
77	Pierre Turgeon	80	34	54	88	-3	26	19	0	5	0	182	18.7
6	Phil Housley	72	26	44	70	+6	47	5	0	3	0	178	14.6
21	Christian Ruuttu	67	14	46	60	+13	98	5	0	1	0	149	9.4
22	Rick Vaive (CHI)	30	12	13	25	-5	60	9	0	1	0	57	21.1
	(BUF)	28	19	13	32	+7	64	7	0	3	0	81	23.5
	(TOT)	58	31	26	57	+2	124	16	0	4	0	138	22.5
25	Dave Andreychuk	56	28	24	52	+1	40	7	0	3	0	145	19.3
8	Doug Bodger (PIT)	10	1	4	5	+6	7	0	0	0	0	22	4.5
	(BUF)	61	7	40	47	+9	52	6	0	1	0	134	5.2
	(TOT)	71	8	44	52	+15	59	6	0	1	0	156	5.1
17	Mike Foligno	75	27	22	49	-7	156	11	0	5	1	144	18.8
33	Benoit Hogue	69	14	30	44	-4	120	1	2	0	0	114	12.3
7	John Tucker	60	13	31	44	-4	31	3	0	1	0	94	13.8
23	Ray Sheppard	67	22	21	43	-7	15	7	0	4	1	147	15.0
9	Scott Arniel	80	18	23	41	+10	46	0	2	3	1	122	14.8
65	Mark Napier	66	11	17	28	-4	33	0	2	1	0	92	12.0
3	Grant Ledyard (WSH)	61	3	11	14	+1	43	1	0	1	0	81	3.7
	(BUF)	13	1	5	6	+1	8	0	0	1	0	25	4.0
	(TOT)	74	4	16	20	+2	51	1	0	2	0	106	3.8
29	Jeff Parker	57	9	9	18	+3	82	0	0	2	0	78	11.5
19	Kevin Maguire	60	8	10	18	+9	241	0	0	2	0	35	22.9
4	Uwe Krupp	70	5	13	18	0	55	0	1	0	0	51	9.8
20	Mike Hartman	70	8	9	17	+8	316	1	0	0	0	91	8.8
38	Adam Creighton	24	7	10	17	-5	44	3	0	1	0	42	16.7
22	Lindy Ruff	63	6	11	17	-17	86	0	0	0	0	69	8.7
5	Mike Ramsey	56	2	14	16	+5	84	0	0	1	0	63	3.2
3	Calle Johansson	47	2	11	13	-7	33	0	0	1	0	53	3.8
37	Shawn Anderson	33	2	10	12	+3	18	2	0	0	0	26	7.7
16	Mike Donnelly	22	4	6	10	-1	10	0	0	0	0	25	16.0
27	Larry Playfair (LA)	6	0	3	3	+3	16	0	0	0	0	4	.0
	(BUF)	42	0	3	3	-10	110	0	0	0	0	6	.0
	(TOT)	48	0	6	6	-7	126	0	0	0	0	10	.0
55	Joe Reekie	15	1	3	4	+6	26	1	0	0	0	14	7.1
31	Daren Puppa	37	0	4	4	—	12	0	0	0	0	0	.0
30	Tom Barrasso	10	0	3	3	—	21	0	0	0	0	0	.0
56	Ken Priestlay	15	2	0	2	-8	2	0	0	0	0	20	10.0
32	Scott Metcalfe	9	1	1	2	-1	13	0	0	0	0	11	9.1
36	Jan Ludvig	13	0	2	2	-1	39	0	0	0	0	11	.0
1	Jacques Cloutier	36	0	2	2	—	6	0	0	0	0	0	.0
26	Richie Dunn	4	0	1	1	-1	2	0	0	0	0	2	.0
14	Mikael Andersson	14	0	1	1	-1	4	0	0	0	0	12	.0
18	Bob Halkidis	16	0	1	1	-1	66	0	0	0	0	9	.0
39	Trent Kaese	1	0	0	0	0	0	0	0	0	0	5	.0
28	Mark Ferner	2	0	0	0	-2	2	0	0	0	0	0	.0
34	Darren Eliot	2	0	0	0	—	0	0	0	0	0	0	.0
26	Darrin Shannon	3	0	0	0	-2	0	0	0	0	0	0	.0
24	Steve Smith	3	0	0	0	0	0	0	0	0	0	2	.0
35	Darcy Wakaluk	6	0	0	0	—	0	0	0	0	0	0	.0
30	Clint Malarchuk	7	0	0	0	—	2	0	0	0	0	0	.0
44	Brad Miller	7	0	0	0	-1	6	0	0	0	0	0	.0

NO.	GOALTENDER	GP	MIN	AVG	W	L	T	EN	SO	GA	SA	PCT.
30	Clint Malarchuk	7	326	2.39	3	1	1	0	1	13	142	.908
31	Daren Puppa	37	1908	3.36	17	10	6	1	1	107	961	.889
1	Jacques Cloutier	36	1786	3.63	15	14	0	1	0	108	857	.874
35	Darcy Wakaluk	6	214	4.21	1	3	0	1	0	15	90	.831
30	Tom Barrasso	10	545	4.95	2	7	0	1	0	45	285	.842
34	Darren Eliot	2	67	6.27	0	0	0	0	0	7	43	.837
TEAM TOTALS		80	4855	3.70	38	35	7	4	2	299	2378	.874

1989-90 REGULAR SEASON SCORES
(45-27-8, 2nd place - Adams Division)

Oct. 5	Quebec	4-3	W	Jan. 2	@ New Jersey	3-5	L
Oct. 7	@Montreal	1-5	L	Jan. 6	@ Montreal	3-6	L
Oct. 8	Minnesota	2-2	T	Jan. 7	Boston	1-2	L
Oct. 11	@Toronto	7-1	W	Jan. 11	@ Calgary	3-5	L
Oct. 13	Hartford	4-1	W	Jan. 13	@ Vancouver	5-3	W
Oct. 14	@Detroit	2-6	L	Jan. 16	@ Los Angeles	4-2	W
Oct. 18	@Hartford	1-2	L	Jan. 19	Washington	3-6	L
Oct. 20	Montreal	6-2	W	Jan. 23	@ Philadelphia	3-2	W
Oct. 21	@Pittsburgh	4-2	W	Jan. 24	@ Chicago	3-2	W
Oct. 25	@Minnesota	2-4	L	Jan. 26	Chicago	2-4	L
Oct. 27	Toronto	6-5*	W	Jan. 28	Pittsburgh	7-2	W
Oct. 29	Boston	4-3	W	Jan. 30	@ Quebec	5-2	W
Nov. 2	@Montreal	4-3	W	Jan. 31	Quebec	6-3	W
Nov. 4	@Boston	3-3	T	Feb. 3	@ Montreal	0-1	L
Nov. 5	Los Angeles	5-3	W	Feb. 4	N.Y. Islanders	0-1	L
Nov. 8	@Hartford	6-3	W	Feb. 7	Montreal	3-1	W
Nov. 10	Vancouver	4-2	W	Feb. 9	N.Y. Rangers	3-2	W
Nov. 12	Edmonton	6-5	W	Feb. 11	@ St. Louis	2-4	L
Nov. 16	@Calgary	4-4	T	Feb. 13	@ Chicago	1-4	L
Nov. 17	@Edmonton	0-3	L	Feb. 16	Montreal	5-3	W
Nov. 19	@Vancouver	2-2	T	Feb. 18	Hartford	4-6	L
Nov. 22	N.Y. Rangers	4-1	W	Feb. 20	@ Winnipeg	4-3*	W
Nov. 25	@Quebec	3-2	W	Feb. 21	@ Edmonton	3-7	L
Nov. 26	Hartford	4-2	W	Feb. 23	Hartford	7-3	W
Nov. 28	@Hartford	4-2	W	Feb. 25	Winnipeg	3-1	W
Nov. 30	@Boston	1-5	L	Feb. 27	@ St. Louis	1-4	L
Dec. 1	New Jersey	6-4	W	Mar. 3	@ Quebec	3-3	T
Dec. 3	St. Louis	4-3	W	Mar. 4	Quebec	5-3	W
Dec. 5	@N.Y. Islanders	0-3	L	Mar. 6	@ Washington	1-1	T
Dec. 7	@Philadelphia	3-4*	L	Mar. 8	@ Boston	10-4	W
Dec. 10	Washington	4-3	W	Mar. 10	@ Hartford	5-0	W
Dec. 13	Boston	2-4	L	Mar. 14	Los Angeles	5-6*	L
Dec. 16	@Boston	3-1	W	Mar. 16	Toronto	3-4	L
Dec. 17	Philadelphia	4-3	W	Mar. 18	Winnipeg	4-3*	W
Dec. 20	@N.Y. Rangers	2-2	T	Mar. 21	Calgary	5-4	W
Dec. 22	Montreal	2-2	T	Mar. 25	New Jersey	3-4	L
Dec. 23	@Quebec	6-5	W	Mar. 27	@ Detroit	6-5	W
Dec. 26	Detroit	6-3	W	Mar. 29	Minnesota	4-2	W
Dec. 29	Boston	3-4*	L	Mar. 31	@ Pittsburgh	3-2*	W
Dec. 31	N.Y. Islanders	2-4	L	Apr. 1	Quebec	5-2	W

* - overtime decision

REGULAR SEASON SCORING

NO.	PLAYER	GP	G	A	PTS	+/-	PIM	PP	SH	GW	GT	SHOTS	PCT.
77	Pierre Turgeon	80	40	66	106	10	29	17	1	10	1	193	20.7
25	Dave Andreychuk	73	40	42	82	6	42	18	0	3	0	206	19.4
6	Phil Housley	80	21	60	81	11	32	8	1	4	0	201	10.4
21	Christian Ruuttu	75	19	41	60	9	66	4	1	2	1	160	11.9
22	Rick Vaive	70	29	19	48	9	74	8	0	4	0	195	14.9
8	Doug Bodger	71	12	36	48	0	64	8	0	1	0	167	7.2
89	Alexander Mogilny	65	15	28	43	8	16	4	0	2	1	130	11.5
17	Mike Foligno	61	15	25	40	13	99	3	0	1	1	107	14.0
9	Scott Arniel	79	18	14	32	4	77	1	1	4	0	123	14.6
18	Dave Snuggerud	80	14	16	30	8	41	1	2	2	0	120	11.7
5	Mike Ramsey	73	4	21	25	21	47	1	0	2	0	91	4.4
4	Uwe Krupp	74	3	20	23	15	85	0	1	1	0	69	4.3
20	Mike Hartman	60	11	10	21	-10	211	2	0	3	0	97	11.3
24	Jay Wells (PHI)	59	3	16	19	4	129	0	0	1	0	76	3.9
	(BUF)	1	0	1	1	1	0	0	0	0	0	0	.0
	(TOT)	60	3	17	20	5	129	0	0	1	0	76	3.9
33	Benoit Hogue	45	11	7	18	0	79	1	0	1	0	73	15.1
19	Kevin Maguire	61	6	9	15	-3	115	0	0	1	0	62	9.7
3	Grant Ledyard	67	2	13	15	2	37	0	0	1	0	91	2.2
56	Ken Priestlay	35	7	7	14	-1	14	1	0	1	0	66	10.6
26	Dean Kennedy	80	2	12	14	-12	53	0	0	0	0	51	3.9
29	Jeff Parker	61	4	5	9	-9	70	0	0	0	0	61	6.6
16	Darrin Shannon	17	2	7	9	6	4	0	0	0	0	20	10.0
23	Ray Sheppard	18	4	2	6	3	0	1	0	1	0	31	12.9
37	Shawn Anderson	16	1	3	4	2	8	0	0	0	0	16	6.3
31	Daren Puppa	56	0	4	4	-	4	0	0	0	0	0	.0
32	Rob Ray	27	2	1	3	-2	99	0	0	0	0	20	10.0
7	John Tucker	8	1	2	3	-3	2	1	0	0	0	8	12.5
7	Mike Donnelly	12	1	2	3	-4	8	0	0	0	0	20	5.0
42	Bob Corkum	8	2	0	2	2	4	0	0	1	0	6	33.3
30	Clint Malarchuk	29	0	2	2	-	14	0	0	0	0	0	.0
27	Larry Playfair	4	0	1	1	-2	2	0	0	0	0	0	.0
14	Steve Ludzik	11	0	1	1	-2	6	0	0	0	0	15	.0
43	Francois Guay	1	0	0	0	0	0	0	0	0	0	0	.0
55	Reed Larson	1	0	0	0	1	0	0	0	0	0	1	.0
44	Brad Miller	1	0	0	0	1	0	0	0	0	0	0	.0
15	Kevin Haller	2	0	0	0	0	0	0	0	0	0	1	.0
40	Mitch Molloy	2	0	0	0	0	10	0	0	0	0	0	.0
36	Darcy Loewen	4	0	0	0	-3	4	0	0	0	0	1	.0
39	Don McSween	4	0	0	0	-3	6	0	0	0	0	4	.0
28	Dale DeGray	6	0	0	0	-4	6	0	0	0	0	5	.0
12	Scott Metcalfe	7	0	0	0	0	5	0	0	0	0	5	.0

NO.	GOALTENDER	GP	MIN	AVG	W	L	T	EN	SO	GA	SA	PCT.
31	Daren Puppa	56	3241	2.89	31	16	6	2	1	156	1610	.903
30	Clint Malarchuk	29	1596	3.35	14	11	2	1	0	89	914	.903
	TEAM TOTALS	80	4850	3.07	45	27	8	3	1	248	2524	.902

1990-91 REGULAR SEASON SCORES
(31-30-19, 3rd place - Adams Division)

Oct. 4	Montreal	3-3	T	Jan. 4	Winnipeg	4-1	W
Oct. 6	@Montreal	5-6	L	Jan. 8	@ Vancouver	3-3	T
Oct. 10	@Hartford	3-4	L	Jan. 10	@ Los Angeles	2-5	L
Oct. 12	Quebec	2-4	L	Jan. 12	@ Minnesota	5-3	W
Oct. 13	@Quebec	4-4	T	Jan. 14	@ Toronto	9-3	W
Oct. 17	Montreal	3-4	L	Jan. 16	Detroit	5-3	W
Oct. 19	Pittsburgh	4-4	T	Jan. 22	Boston	6-4	W
Oct. 20	@N.Y. Islanders	3-1	W	Jan. 24	@ Chicago	5-4	W
Oct. 25	@New Jersey	1-5	L	Jan. 26	@ Montreal	1-4	L
Oct. 27	@Toronto	3-1	W	Jan. 27	Calgary	4-5	L
Oct. 28	Hartford	5-0	W	Jan. 29	@ St. Louis	3-8	L
Oct. 31	Boston	3-3	T	Jan. 31	Quebec	1-4	L
Nov. 3	@Boston	4-1	W	Feb. 3	Edmonton	2-3	L
Nov. 4	Calgary	2-1	W	Feb. 6	St. Louis	4-5*	L
Nov. 7	@N.Y. Rangers	2-6	L	Feb. 8	Los Angeles	4-4	T
Nov. 9	Vancouver	7-1	W	Feb. 10	@ Winnipeg	2-0	W
Nov. 10	@Washington	4-2	W	Feb. 12	@ Quebec	4-4	T
Nov. 14	@Los Angeles	2-4	L	Feb. 13	Minnesota	6-6	T
Nov. 16	@Edmonton	2-4	L	Feb. 15	Montreal	2-2	T
Nov. 17	@Calgary	3-3	T	Feb. 17	Toronto	0-3	L
Nov. 21	N.Y. Rangers	5-5	T	Feb. 19	@ Pittsburgh	3-6	L
Nov. 23	Edmonton	3-2*	W	Feb. 23	@ Hartford	5-4	W
Nov. 26	@N.Y. Rangers	0-5	L	Feb. 24	Hartford	5-5	T
Nov. 28	@Montreal	2-1	W	Feb. 26	@ N.Y. Islanders	1-1	T
Dec. 1	@Quebec	2-4	L	Feb. 28	@ Quebec	5-1	W
Dec. 2	Detroit	3-3	T	Mar. 2	@ Boston	7-4	W
Dec. 6	@Philadelphia	4-3	W	Mar. 6	New Jersey	3-3	T
Dec. 7	Hartford	3-4*	L	Mar. 8	Chicago	3-5	L
Dec. 9	Boston	2-3	L	Mar. 10	Vancouver	5-7	L
Dec. 11	@Detroit	3-8	L	Mar. 12	@ Minnesota	2-5	L
Dec. 14	Pittsburgh	3-4	L	Mar. 13	@ Winnipeg	6-2	W
Dec. 16	St. Louis	3-5	L	Mar. 16	@ Montreal	4-6	L
Dec. 18	@Hartford	4-3*	W	Mar. 17	Hartford	6-1	W
Dec. 20	@Boston	1-4	L	Mar. 20	Montreal	3-2*	W
Dec. 23	Quebec	10-3	W	Mar. 23	@ Boston	3-6	L
Dec. 26	Boston	3-3	T	Mar. 24	Philadelphia	6-2	W
Dec. 28	Chicago	5-0	W	Mar. 26	@ Washington	4-2	W
Dec. 29	@New Jersey	4-4	T	Mar. 28	Quebec	4-4	T
Dec. 31	Philadelphia	5-2	W	Mar. 30	@ Hartford	5-5	T
Jan. 2	N.Y. Islanders	5-4	W	Mar. 31	Washington	5-2	W

* - overtime decision

REGULAR SEASON SCORING

NO.	PLAYER	GP	G	A	PTS	+/-	PIM	PP	SH	GW	GT	SHOTS	PCT.
10	Dale Hawerchuk	80	31	58	89	2	32	12	0	1	1	194	16.0
77	Pierre Turgeon	78	32	47	79	14	26	13	2	3	0	174	18.4
25	Dave Andreychuk	80	36	33	69	11	32	13	0	4	3	234	15.4
89	Alexander Mogilny	62	30	34	64	14	16	3	3	5	0	201	14.9
22	Rick Vaive	71	25	27	52	11	74	9	0	3	1	155	16.1
21	Christian Ruuttu	77	16	34	50	-6	96	2	3	1	1	155	10.3
33	Benoit Hogue	76	19	28	47	-8	74	1	0	2	2	134	14.2
4	Uwe Krupp	74	12	32	44	14	66	6	0	0	2	138	8.7
3	Grant Ledyard	60	8	23	31	13	46	2	1	1	1	118	6.8
8	Doug Bodger	58	5	23	28	-8	54	2	0	0	0	139	3.6
19	Tony Tanti (PIT)	46	6	12	18	1	44	3	0	0	0	74	8.1
	(BUF)	10	1	7	8	2	6	0	0	0	0	19	5.3
	(TOT)	56	7	19	26	3	50	3	0	0	0	93	7.5
18	Dave Snuggerud	80	9	15	24	-13	32	0	4	2	0	128	7.0
42	Mikko Makela	60	15	7	22	-2	25	2	2	1	1	62	24.2
12	Greg Paslawski (WPG)	43	9	10	19	-6	10	1	0	1	0	66	13.6
	(BUF)	12	2	1	3	0	4	0	0	1	0	9	22.2
	(TOT)	55	11	11	22	-6	14	1	0	2	0	75	14.7
5	Mike Ramsey	71	6	14	20	14	46	0	0	1	0	87	6.9
32	Rob Ray	66	8	8	16	-11	350	0	0	1	0	54	14.8
16	*Darrin Shannon	34	8	6	14	-11	12	1	0	0	1	56	14.3
26	Dean Kennedy	64	4	8	12	5	119	0	0	2	0	46	8.7
20	Mike Hartman	60	9	2	11	-10	204	2	0	1	0	65	13.8
17	Mike Foligno	31	4	5	9	4	42	0	0	0	1	27	14.8
15	Lou Franceschetti (TOR)	16	1	1	2	-2	30	0	0	0	0	7	14.3
	(BUF)	35	1	8	9	2	26	0	0	1	0	20	5.0
	(TOT)	51	2	9	11	0	56	0	0	1	0	27	7.4
41	*Ken Sutton	15	3	6	9	2	13	2	0	0	0	26	11.5
7	*Kevin Haller	21	1	8	9	9	20	1	0	0	0	42	2.4
28	*Donald Audette	8	4	3	7	-1	4	2	0	1	0	17	23.5
7	John Tucker	18	1	3	4	0	4	0	0	0	0	16	6.3
30	Clint Malarchuk	37	0	4	4	-	19	0	0	0	0	0	.0
31	Daren Puppa	38	0	4	4	-	6	0	0	0	0	0	.0
9	*Greg Brown	39	1	2	3	-20	35	0	0	0	0	26	3.8
24	Jay Wells	43	1	2	3	-18	86	0	0	0	0	36	2.8
37	Bill Houlder	7	0	2	2	-2	4	0	0	0	0	7	.0
23	Jiri Sejba	11	0	2	2	-5	8	0	0	0	0	10	.0
38	*Joel Savage	3	0	1	1	-2	0	0	0	0	0	2	.0
39	Brian Curran (TOR)	4	0	0	0	-2	7	0	0	0	0	0	.0
	(BUF)	17	0	1	1	-3	43	0	0	0	0	7	.0
	(TOT)	21	0	1	1	-5	50	0	0	0	0	7	.0
34	*Dave Littman	1	0	0	0	-	0	0	0	0	0	0	.0
36	*Darcy Loewen	6	0	0	0	-4	8	0	0	0	0	2	.0
44	*Brad Miller	13	0	0	0	-1	67	0	0	0	0	4	.0
35	*Darcy Wakaluk	16	0	0	0	-	2	0	0	0	0	0	.0

NO.	GOALTENDER	GP	MIN	AVG	W	L	T	EN	SO	GA	SA	PCT.
35	*Darcy Wakaluk	16	630	3.33	4	5	3	2	0	35	292	.880
30	Clint Malarchuk	37	2131	3.35	12	14	10	1	1	119	1090	.891
31	Daren Puppa	38	2092	3.38	15	11	6	0	2	118	1029	.885
34	*Dave Littman	1	36	5.00	0	0	0	0		3	18	.833
	TEAM TOTALS	80	4902	3.40	31	30	19	3	3	278	2432	.886

* - Rookie

1991-92 REGULAR SEASON SCORES
(31-37-12, 3rd place - Adams Division)

Oct. 4	Pittsburgh	4-5	L	Jan. 8	Quebec	4-2	W
Oct. 5	@Washington	1-3	L	Jan. 10	Edmonton	8-2	W
Oct. 9	Boston	4-4	T	Jan. 12	N.Y. Rangers	6-3	W
Oct. 12	@Quebec	5-4	W	Jan. 14	@ N.Y. Rangers	2-6	L
Oct. 13	Vancouver	1-3	L	Jan. 15	@ New Jersey	8-8	T
Oct. 16	@Montreal	1-5	L	Jan. 21	@ St. Louis	4-5	L
Oct. 18	Montreal	3-1	W	Jan. 23	@ Pittsburgh	5-4*	W
Oct. 19	@Hartford	1-4	L	Jan. 25	@ Montreal	4-3	W
Oct. 25	San Jose	3-1	W	Jan. 26	Winnipeg	5-2	W
Oct. 27	Hartford	5-1	W	Jan. 29	@ Detroit	4-4	T
Oct. 30	@Detroit	1-3	L	Jan. 31	Montreal	5-3	W
Nov. 1	Montreal	1-5	L	Feb. 1	@ Boston	2-2	T
Nov. 2	@Montreal	0-5	L	Feb. 4	Washington	7-3	W
Nov. 7	@Philadelphia	2-5	L	Feb. 7	Minnesota	0-2	L
Nov. 8	Philadelphia	4-3*	W	Feb. 9	Los Angeles	4-5	L
Nov. 12	@San Jose	7-1	W	Feb. 11	@ Hartford	1-5	L
Nov. 14	@Los Angeles	2-2	T	Feb. 12	Detroit	4-9	L
Nov. 16	@Calgary	5-4	W	Feb. 14	San Jose	7-6	W
Nov. 20	Boston	3-1	W	Feb. 16	Hartford	5-4	W
Nov. 22	Chicago	2-0	W	Feb. 19	@ Vancouver	5-6	L
Nov. 23	@Boston	4-7	L	Feb. 23	@ Edmonton	2-5	L
Nov. 27	Quebec	4-4	T	Feb. 25	@ Calgary	5-3	W
Nov. 29	N.Y. Rangers	4-5*	L	Feb. 29	@ Pittsburgh	2-5	L
Nov. 30	@Quebec	3-4	L	Mar. 1	Chicago	1-3	L
Dec. 4	@Winnipeg	4-5	L	Mar. 3	@ Quebec	4-4	T
Dec. 7	@Hartford	6-6	T	Mar. 6	New Jersey	5-4	W
Dec. 8	Calgary	2-4	L	Mar. 8	N.Y. Islanders	2-6	L
Dec. 11	St. Louis	3-6	L	Mar. 11	Boston	6-3	W
Dec. 13	Hartford	4-8	L	Mar. 14	@ N.Y. Islanders	1-4	L
Dec. 14	@Montreal	2-4	L	Mar. 15	Quebec	6-4	W
Dec. 18	Washington	2-2	T	Mar. 17	@ Minnesota	1-3	L
Dec. 20	Edmonton	4-4	T	Mar. 19	@ Los Angeles	8-2	W
Dec. 21	@Toronto	4-1	W	Mar. 22	@ Chicago	6-2	W
Dec. 23	@Hartford	3-4	L	Mar. 25	Toronto	5-2	W
Dec. 27	Boston	8-1	W	Mar. 28	@ Boston	3-4*	L
Dec. 28	@New Jersey	0-3	L	Mar. 29	Hartford	2-2	T
Dec. 31	St. Louis	4-3	W	Mar. 31	@ Minnesota	3-5	L
Jan. 3	N.Y. Islanders	5-2	W	Apr. 12	Montreal	3-1	W
Jan. 4	@Boston	2-4	L	Apr. 14	@ Quebec	3-7	L
Jan. 7	@Philadelphia	5-5	T	Apr. 15	Quebec	3-4	L

* - overtime decision

REGULAR SEASON SCORING

NO.	PLAYER	GP	G	A	PTS	+/-	PIM	PP	SH	GW	GT	SHOTS	PCT.
10	Dale Hawerchuk	77	23	75	98	-22	27	13	0	4	0	242	9.5
16	Pat LaFontaine	57	46	47	93	+10	98	23	0	5	1	203	22.7
25	Dave Andreychuk	80	41	50	91	-9	71	28	0	2	2	337	12.2
89	Alexander Mogilny	67	39	45	84	+7	73	15	0	2	0	236	16.5
28	Donald Audette	63	31	17	48	-1	75	5	0	6	1	153	20.3
8	Doug Bodger	73	11	35	46	+1	108	4	0	1	0	180	6.1
15	Randy Wood (NYI)	8	2	2	4	-3	21	0	0	0	0	30	6.7
	(BUF)	70	20	16	36	-9	65	7	1	3	0	185	10.8
	(TOT)	78	22	18	40	-12	86	7	1	3	0	215	10.2
19	Tony Tanti	70	15	16	31	-4	100	6	1	0	1	133	11.3
7	Petr Svoboda (MTL)	58	5	16	21	+9	94	1	0	3	0	88	5.7
	(BUF)	13	1	6	7	-8	52	0	0	0	0	23	4.3
	(TOT)	71	6	22	28	+1	146	1	0	3	0	111	5.4
18	Wayne Presley (SJ)	47	8	14	22	-29	76	3	0	0	0	114	7.0
	(BUF)	12	2	2	4	+2	57	0	0	1	0	21	9.5
	(TOT)	59	10	16	26	-27	133	3	0	1	0	135	7.4
21	Christian Ruuttu	70	4	21	25	-7	76	0	2	1	0	108	3.7
7	Kevin Haller	58	6	15	21	-13	75	2	0	1	0	76	7.9
3	Grant Ledyard	50	5	16	21	-4	45	0	0	0	0	87	5.7
41	Ken Sutton	64	2	18	20	+5	71	0	0	0	0	81	2.5
18	Dave Snuggerud	55	3	15	18	-3	36	0	0	0	0	75	4.0
27	Brad May	69	11	6	17	-12	309	1	0	3	0	82	13.4
5	Mike Ramsey	66	3	14	17	+8	67	0	0	1	0	55	5.5
17	Colin Patterson	52	4	8	12	-4	30	0	2	0	0	33	12.1
24	Randy Moller (NYR)	43	2	7	9	-15	78	0	0	1	0	44	4.5
	(BUF)	13	1	2	3	+1	59	0	0	0	0	19	5.3
	(TOT)	56	3	9	12	-14	137	0	0	1	0	63	4.8
24	Jay Wells	41	2	9	11	-3	157	0	0	0	0	26	7.7
14	Dave Hannan (TOR)	35	2	2	4	-10	16	0	1	0	0	24	8.3
	(BUF)	12	2	4	6	+1	48	0	2	0	1	8	25.0
	(TOT)	47	4	6	10	-9	64	0	3	0	1	32	12.5
32	Rob Ray	63	5	3	8	-9	354	0	0	0	0	29	17.2
77	Pierre Turgeon	8	2	6	8	-1	4	0	0	0	0	14	14.3
29	Bob Corkum	20	2	4	6	-9	21	0	0	0	0	23	8.7
34	Gord Donnelly (WPG)	4	0	0	0	-5	11	0	0	0	0	5	.0
	(BUF)	67	2	3	5	-7	305	0	0	1	0	25	8.0
	(TOT)	71	2	3	5	-12	316	0	0	1	0	30	6.7
44	Brad Miller	42	1	4	5	-5	192	0	0	0	0	30	3.3
22	Rick Vaive	21	1	3	4	-2	14	0	0	0	0	25	4.0
26	Keith Carney	14	1	2	3	-3	18	1	0	0	0	17	5.9
4	Uwe Krupp	8	2	0	2	0	6	0	0	0	0	13	15.4
35	*Tom Draper	26	0	2	2	—	2	0	0	0	0	0	.0
47	Bill Houlder	10	1	0	1	-2	8	0	0	0	0	18	5.6
16	Darrin Shannon	1	0	1	1	+1	0	0	0	0	0	2	.0
33	Benoit Hogue	3	0	1	1	0	0	0	0	0	0	6	.0
14	Jody Gage	9	0	1	1	-1	2	0	0	0	0	9	.0
23	Randy Hillier (NYI)	8	0	0	0	-3	11	0	0	0	0	5	.0
	(BUF)	28	0	1	1	-14	48	0	0	0	0	18	.0
	(TOT)	36	0	1	1	-17	59	0	0	0	0	23	.0
37	Lou Franceschetti	1	0	0	0	0	0	0	0	0	0	0	.0
1	*David Littman	1	0	0	0	—	0	0	0	0	0	0	.0
12	*Peter Ciavaglia	2	0	0	0	+1	0	0	0	0	0	1	.0
36	Darcy Loewen	2	0	0	0	0	2	0	0	0	0	1	.0
39	Brian Curran	3	0	0	0	0	14	0	0	0	0	1	.0
20	Dave McLlwain	5	0	0	0	-3	2	0	0	0	0	5	.0
30	Clint Malarchuk	29	0	0	0	—	6	0	0	0	0	0	.0
31	Daren Puppa	33	0	0	0	—	2	0	0	0	0	0	.0

NO.	GOALTENDER	GP	MIN	AVG	W	L	T	EN	SO	GA	SA	PCT.	A	PIM
35	Tom Draper	26	1403	3.21	10	9	5	2	1	75	712	.895	2	2
30	Clint Malarchuk	29	1639	3.73	10	13	3	1	0	102	903	.887	0	6
31	Daren Puppa	33	1757	3.89	11	14	4	1	0	114	932	.878	0	2
1	David Littman	1	60	4.00	0	1	0	0	0	4	29	.862	0	0
	TEAM TOTALS	80	4869	3.68	31	37	12	4	1	299	2580	.884		

1992-93

REGULAR SEASON SCORES
(38-36-10, 4th place - Adams Division)

Oct. 8	Quebec	4-5	L	Jan. 12	@ Boston	2-5	L
Oct. 10	@ Hartford	5-2	W	Jan. 15	@ Vancouver	1-4	L
Oct. 11	Montreal	8-2	W	Jan. 17	@ Edmonton	2-3*	L
Oct. 13	@ Pittsburgh	5-6	L	Jan. 19	@ Calgary	3-2*	W
Oct. 16	Tampa Bay	5-4*	W	Jan. 22	Quebec	6-2	W
Oct. 17	@ Washington	4-6	L	Jan. 23	@ Quebec	3-4	L
Oct. 21	Chicago	4-1	W	Jan. 26	@ Philadelphia	4-3*	W
Oct. 23	San Jose	5-4	W	Jan. 27	Washington	4-3	W
Oct. 28	@ Toronto	4-4	T	Jan. 29	N.Y. Rangers	6-4	W
Oct. 30	Ottawa	12-3	W	Jan. 31	Edmonton	4-5*	L
Oct. 31	@ Ottawa	2-2	T	Feb. 3	Hartford	3-2	W
Nov. 2	@ N.Y. Rangers	6-7*	L	Feb. 8	@ Ottawa	2-4	L
Nov. 5	@ San Jose	5-7	L	Feb. 10	@ Winnipeg	6-2	W
Nov. 7	@ Los Angeles	2-5	L	Feb. 12	Vancouver	1-3	L
Nov. 11	Boston	7-2	W	Feb. 14	Pittsburgh	7-4	W
Nov. 13	Hartford	8-2	W	Feb. 17	@ Hartford	5-3	W
Nov. 14	@ N.Y. Islanders	5-7	L	Feb. 19	@ New Jersey	3-3	T
Nov. 17	@ Pittsburgh	2-4	L	Feb. 24	Detroit	10-7	W
#Nov. 18	@ New Jersey	2-3	L	Feb. 26	Montreal	4-6	L
Nov. 21	Minnesota	3-4	L	Feb. 27	@ Montreal	4-8	L
Nov. 22	@ Philadelphia	4-4	T	#Mar. 1	Vancouver	2-5	L
Nov. 25	Quebec	1-1	T	Mar. 3	@ N.Y. Rangers	2-2	T
Nov. 27	Ottawa	4-1	W	Mar. 5	Hartford	2-4	L
Nov. 29	@ Ottawa	5-2	W	Mar. 7	Winnipeg	2-1	W
Nov. 30	@ Montreal	0-3	L	Mar. 10	@ Quebec	7-4	W
Dec. 4	N.Y. Islanders	5-5	T	Mar. 13	@ Hartford	3-3	T
Dec. 6	New Jersey	3-7	L	**Mar. 15	Los Angeles	2-4	L
Dec. 7	@ Quebec	3-4	L	Mar. 16	@ St. Louis	2-2	T
Dec. 9	Boston	5-2	W	Mar. 20	@ Tampa Bay	3-1	W
Dec. 11	Hartford	9-3	W	Mar. 22	@ Montreal	8-3	W
Dec. 12	@ Hartford	1-1	T	Mar. 24	Boston	0-2	L
Dec. 15	@ Boston	3-2	W	Mar. 25	@ Chicago	6-4	W
Dec. 19	@ Montreal	2-4	L	Mar. 28	Ottawa	3-1	W
Dec. 20	Toronto	5-4	W	Mar. 30	@ Washington	1-4	L
Dec. 23	Washington	4-1	W	Mar. 31	New Jersey	5-2	W
Dec. 27	Pittsburgh	2-4	L	Apr. 3	@ Boston	2-3	L
Dec. 31	N.Y. Rangers	11-6	W	Apr. 4	Boston	0-3	L
Jan. 2	@ Ottawa	7-2	W	Apr. 6	@ Minnesota	1-3	L
Jan. 3	St. Louis	6-5*	W	Apr. 10	@ Detroit	5-6	L
Jan. 6	@ Hartford	3-1	W	Apr. 11	Quebec	1-3	L
Jan. 8	N.Y. Islanders	6-5	W	Apr. 13	Montreal	2-3*	L
Jan. 10	Calgary	5-3	W	Apr. 15	Philadelphia	4-7	L

* - overtime decision
** - postponed from Mar. 14
\# - game played at Hamilton, ONT

REGULAR SEASON SCORING

NO.	PLAYER	GP	G	A	PTS	+/-	PIM	PP	SH	GW	GT	SHOTS	PCT.
16	Pat LaFontaine	84	53	95	148	11	63	20	2	7	1	306	17.3
89	Alexander Mogilny	77	76	51	127	7	40	27	0	11	0	360	21.1
10	Dale Hawerchuk	81	16	80	96	-17	52	8	0	2	0	259	6.2
25	Dave Andreychuk	52	29	32	61	-8	48	20	0	2	0	171	17.0
8	Doug Bodger	81	9	45	54	14	87	6	0	0	1	154	5.8
20	Bob Sweeney	80	21	26	47	2	118	4	3	3	0	120	17.5
19	Randy Wood	82	18	25	43	6	77	3	2	2	0	176	10.2
13	Yuri Khmylev	68	20	19	39	6	28	0	3	3	0	122	16.4
18	Wayne Presley	79	15	17	32	5	96	0	1	2	0	97	15.5
42	*Richard Smehlik	80	4	27	31	9	59	0	0	0	0	82	4.9
27	Brad May	82	13	13	26	3	242	0	0	1	0	114	11.4
7	Petr Svoboda	40	2	24	26	3	59	1	0	1	0	61	3.3
41	Ken Sutton	63	8	14	22	-3	30	1	0	2	1	77	10.4
14	Dave Hannan	55	5	15	20	8	43	0	0	0	0	43	11.6
28	Donald Audette	44	12	7	19	-8	51	2	0	0	0	92	13.0
12	Bob Errey (PIT)	54	8	6	14	-2	76	0	0	2	0	79	10.1
	(BUF)	8	1	3	4	2	4	0	0	0	0	9	11.1
	(TOT)	62	9	9	18	0	80	0	0	2	0	88	10.2
3	Grant Ledyard	50	2	14	16	-2	45	1	0	0	0	79	2.5
34	Gord Donnelly	60	3	8	11	5	221	0	0	0	0	38	7.9
29	Bob Corkum	68	6	4	10	-3	38	0	1	1	0	69	8.7
5	Mike Ramsey	33	2	8	10	4	20	0	0	0	0	27	7.4
9	*Viktor Gordiouk	16	3	6	9	4	0	0	0	0	0	24	12.5
24	Randy Moller	35	2	7	9	6	83	0	0	0	0	25	8.0
23	Bill Houlder	15	3	5	8	5	6	0	0	0	1	29	10.3
17	Colin Patterson	36	4	2	6	-2	22	0	1	0	0	30	13.3
6	*Keith Carney	30	2	4	6	3	55	0	0	1	0	26	7.7
32	Rob Ray	68	3	2	5	-3	211	1	0	0	0	28	10.7
4	*Philippe Boucher	18	0	4	4	1	14	0	0	0	0	28	.0
21	*Scott Thomas	7	1	1	2	2	15	0	0	0	0	4	25.0
36	*Matthew Barnaby	2	1	0	1	0	10	1	0	0	0	8	12.5
44	*Doug Macdonald	5	1	0	1	0	2	0	0	0	0	1	100.0
15	Greg Brown	10	0	1	1	-5	6	0	0	0	0	10	.0
31	Daren Puppa	24	0	1	1	—	0	0	0	0	0	0	.0
35	Tom Draper	11	0	1	1	—	2	0	0	0	0	0	.0
12	*Peter Ciavaglia	3	0	0	0	0	0	0	0	0	0	2	.0
39	Dominik Hasek	28	0	0	0	—	0	0	0	0	0	0	.0
31	Grant Fuhr (TOR)	29	0	0	0	—	0	0	0	0	0	0	.0
	(BUF)	29	0	0	0	—	10	0	0	0	0	0	.0
	(TOT)	58	0	0	0	—	10	0	0	0	0	0	.0

NO.	GOALTENDER	GP	MIN	AVG	W	L	T	EN	SO	GA	SA	PCT.	A	PIM
39	Dominik Hasek	28	1429	3.15	11	10	4	1	0	75	720	.896	0	0
31	Daren Puppa	24	1305	3.58	11	5	4	0	0	78	706	.890	1	0
35	Tom Draper	11	664	3.70	5	6	0	1	0	41	344	.881	1	2
31	Grant Fuhr	29	1694	3.47	11	15	2	3	0	98	903	.891	0	10
	TEAM TOTALS	84	5104	3.49	38	36	10	5	0	297	2678	.889		

* - rookie

1993-94

REGULAR SEASON SCORES
(43-32-9, 4th place - Northeast Division)

Oct. 7	@ Boston	5-3	W	Jan. 12	@ Winnipeg	2-3	L
Oct. 9	@ Montreal	4-7	L	Jan. 15	@ St. Louis	1-2	L
Oct. 10	Hartford	2-3	L	Jan. 16	@ Dallas	4-2	W
Oct. 12	@ Philadelphia	3-5	L	Jan. 19	Edmonton	1-1	T
Oct. 15	N.Y. Rangers	2-5	L	Jan. 24	@ Tampa Bay	0-4	L
Oct. 16	@ Washington	3-4	L	Jan. 27	Washington	7-2	W
Oct. 18	Detroit	4-6	L	Jan. 29	@ Montreal	3-2	W
Oct. 22	Pittsburgh	2-4	L	Jan. 30	Florida	2-3	L
Oct. 23	@ Hartford	3-3	T	Feb. 2	@ New Jersey	3-2	W
Oct. 27	@ Calgary	5-3	W	Feb. 4	@ Florida	7-2	W
Oct. 29	@ Edmonton	6-3	W	Feb. 6	N.Y. Islanders	4-1	W
Oct. 30	@ Vancouver	6-3	W	Feb. 8	@ N.Y. Islanders	1-3	L
#Nov. 3	Pittsburgh	2-6	L	Feb. 10	@ Boston	3-3	T
Nov. 7	Boston	3-4	L	Feb. 11	Montreal	5-1	W
Nov. 10	Philadelphia	3-5	L	Feb. 13	Dallas	3-5	L
Nov. 13	@ Philadelphia	7-2	W	Feb. 16	@ Hartford	5-3	W
Nov. 17	@ New Jersey	0-4	L	Feb. 18	Florida	4-1	W
Nov. 19	Winnipeg	6-0	W	Feb. 20	@ Washington	3-3	T
Nov. 21	San Jose	6-5	W	Feb. 21	Quebec	2-1	W
Nov. 22	@ Ottawa	5-2	W	Feb. 23	Anaheim	4-2	W
Nov. 24	New Jersey	3-5	L	Feb. 25	Chicago	1-3	L
Nov. 26	Ottawa	5-2	W	Feb. 26	@ Pittsburgh	3-4	L
Nov. 27	@ Quebec	2-2	T	Mar. 2	@ Ottawa	7-2	W
Nov. 29	@ Toronto	3-0	W	Mar. 4	Pittsburgh	2-1	W
Dec. 1	@ Tampa Bay	3-0	W	Mar. 6	@ Detroit	3-2	W
Dec. 2	@ Florida	1-2*	L	Mar. 8	@ San Jose	4-4	T
Dec. 5	Boston	3-1	W	Mar. 9	@ Anaheim	3-0	W
Dec. 8	@ Ottawa	3-1	W	Mar. 12	@ Los Angeles	5-3	W
Dec. 10	Calgary	6-2	W	Mar. 17	New Jersey	1-6	L
Dec. 11	@ Hartford	3-0	W	##Mar. 18	@ N.Y. Islanders	2-2	T
Dec. 13	@ N.Y. Rangers	0-2	L	Mar. 20	Ottawa	6-2	W
Dec. 16	@ Pittsburgh	1-2	L	Mar. 23	St. Louis	2-3	L
Dec. 17	Los Angeles	2-0	W	Mar. 25	Hartford	6-3	W
Dec. 19	Tampa Bay	3-3	T	Mar. 27	N.Y. Islanders	4-1	W
Dec. 23	Montreal	5-0	W	Mar. 30	Tampa Bay	2-3*	L
Dec. 26	@ N.Y. Islanders	3-4*	L	Apr. 1	Boston	5-0	W
Dec. 27	Philadelphia	0-2	L	Apr. 2	@ Quebec	6-2	W
Dec. 31	N.Y. Rangers	4-1	W	**Apr. 4	@ Quebec	4-6	L
Jan. 2	Toronto	3-3	T	Apr. 8	Montreal	1-0	W
Jan. 7	Pittsburgh	3-4*	L	Apr. 10	Quebec	4-1	W
Jan. 9	Vancouver	5-3	W	Apr. 12	@ N.Y. Rangers	2-3	L
Jan. 11	@ Chicago	5-2	W	Apr. 14	Washington	2-3	L

* - overtime decision
** - rescheduled from March 1
\# - game played at Sacramento, CA
\## - game played at Minneapolis, MN

REGULAR SEASON SCORING

NO.	PLAYER	GP	G	A	PTS	+/-	PIM	PP	SH	GW	GT	SHOTS	PCT.
10	Dale Hawerchuk	81	35	51	86	10	91	13	1	7	0	227	15.4
89	Alexander Mogilny	66	32	47	79	8	22	17	0	7	1	258	12.4
28	Donald Audette	77	29	30	59	2	41	16	1	4	0	207	14.0
13	Yuri Khmylev	72	27	31	58	13	49	11	0	4	0	171	15.8
26	*Derek Plante	77	21	35	56	4	24	8	1	2	0	147	14.3
27	Brad May	84	18	27	45	-6	171	3	0	3	0	166	10.8
42	Richard Smehlik	84	14	27	41	22	69	3	3	1	1	106	13.2
8	Doug Bodger	75	7	32	39	8	76	5	1	1	0	144	4.9
19	Randy Wood	84	22	16	38	11	71	2	2	5	0	161	13.7
18	Wayne Presley	65	17	8	25	18	103	1	5	1	0	93	18.3
20	Bob Sweeney	60	11	14	25	3	94	3	3	1	0	76	14.5
41	Ken Sutton	78	4	20	24	-6	71	1	0	0	0	95	4.2
14	Dave Hannan	83	6	15	21	10	53	0	3	1	0	40	15.0
16	Pat LaFontaine	16	5	13	18	-4	2	1	0	0	0	40	12.5
22	Craig Simpson	22	8	8	16	-2	8	2	0	2	0	28	28.6
7	Petr Svoboda	60	2	14	16	11	89	1	0	0	0	80	2.5
4	*Philippe Boucher	38	6	8	14	-1	29	4	0	1	0	67	9.0
5	Craig Muni (CHI)	9	0	4	4	3	4	0	0	0	0	6	.0
	(BUF)	73	2	8	10	28	62	0	1	2	0	39	5.1
	(TOT)	82	2	12	14	31	66	0	1	2	0	45	4.4
43	*Jason Dawe	32	6	7	13	1	12	3	0	1	0	35	17.1
24	Randy Moller	78	2	11	13	-5	154	0	0	0	0	77	2.6
32	Rob Ray	82	3	4	7	2	274	0	0	0	0	34	8.8
36	*Matthew Barnaby	35	2	4	6	-7	106	1	0	0	0	13	15.4
40	James Black (DAL)	13	2	3	5	-4	2	2	0	0	0	16	12.5
	(BUF)	2	0	0	0	0	0	0	0	0	0	2	.0
	(TOT)	15	2	3	5	-4	2	2	0	0	0	18	11.1
21	*Scott Thomas	32	2	2	4	-6	8	1	0	0	0	26	7.7
6	Keith Carney	7	1	3	4	-1	4	0	0	0	0	6	16.7
15	*Sergei Petrenko	15	0	4	4	-3	0	0	0	0	0	7	.0
31	Grant Fuhr	32	0	4	4	0	16	0	0	0	0	0	.0
39	Dominik Hasek	58	0	3	3	0	6	0	0	0	0	0	.0
17	*Todd Simon	15	0	1	1	-3	0	0	0	0	0	14	.0
33	*Mark Astley	1	0	0	0	-1	0	0	0	0	0	2	.0
44	*Doug Macdonald	4	0	0	0	-2	0	0	0	0	0	3	.0
29	*Denis Tsygurov	8	0	0	0	-1	8	0	0	0	0	3	.0
34	Gord Donnelly	7	0	0	0	1	31	0	0	0	0	2	.0

NO.	GOALTENDER	GP	MIN	AVG	W	L	T	EN	SO	GA	SA	PCT.	A	PIM
39	Dominik Hasek	58	3358	1.95	30	20	6	3	7	109	1552	.930	3	6
31	Grant Fuhr	32	1726	3.68	13	12	3	0	2	106	907	.883	4	16
	TEAM TOTALS	84	5097	2.57	43	32	9	3	9	218	2462	.911		

* - rookie

1994-95

REGULAR SEASON SCORES
(22-19-7, 4th place - Northeast Division)

Jan. 20	@ N.Y. Rangers	2-1	W	Mar. 18	@ Ottawa	3-4*	L
Jan. 22	@ Tampa Bay	5-2	W	Mar. 19	Tampa Bay	1-6	L
Jan. 25	New Jersey	2-1	W	Mar. 21	Pittsburgh	2-3	L
Jan. 27	Quebec	3-7	L	Mar. 24	Florida	3-0	W
Jan. 28	@ Ottawa	2-2	T	Mar. 26	@ Philadelphia	1-3	L
Jan. 31	@ New Jersey	1-2	L	Mar. 28	Quebec	5-3	W
Feb. 2	@ Washington	1-0	W	Mar. 30	Ottawa	7-0	W
Feb. 4	@ Philadelphia	2-4	L	Apr. 1	@ N.Y. Islanders	5-1	W
Feb. 5	Tampa Bay	2-1	W	Apr. 4	Hartford	6-3	W
Feb. 7	Washington	2-1	W	Apr. 6	@ Boston	1-1	T
Feb. 11	@ N.Y. Islanders	1-2	L	Apr. 8	@ Hartford	2-4	L
Feb. 12	Boston	1-2	L	Apr. 9	Boston	5-6	L
Feb. 15	N.Y. Rangers	1-2	L	Apr. 12	@ N.Y. Rangers	1-3	L
Feb. 19	@ Pittsburgh	3-3	T	Apr. 14	@ Quebec	2-5	L
Feb. 22	N.Y. Islanders	3-3	T	Apr. 16	Ottawa	2-1	W
Feb. 25	@ Hartford	3-1	W	Apr. 18	Hartford	1-2	L
Feb. 26	N.Y. Rangers	2-4	L	Apr. 19	@ Boston	1-4	L
Mar. 2	Pittsburgh	6-3	W	Apr. 23	Philadelphia	4-2	W
Mar. 4	@ Quebec	1-1	T	Apr. 24	@ Tampa Bay	3-1	W
Mar. 5	Montreal	4-1	W	Apr. 26	Florida	5-0	W
Mar. 8	@ Montreal	2-2	T	Apr. 28	@ Washington	1-5	L
Mar. 11	@ Pittsburgh	2-6	L	Apr. 29	@ Montreal	3-3	T
Mar. 14	@ Florida	2-1*	W	May 1	Montreal	2-0	W
Mar. 16	N.Y. Islanders	6-3	W	May 3	New Jersey	5-4	W

* - overtime decision

REGULAR SEASON SCORING

NO.	PLAYER	GP	G	A	PTS	+/-	PIM	PP	SH	GW	GT	SHOTS	PCT.
89	Alexander Mogilny	44	19	28	47	0	36	12	0	2	1	148	12.8
28	Donald Audette	46	24	13	37	-3	27	13	0	7	0	124	19.4
3	Garry Galley (PHI)	33	2	20	22	0	20	1	0	0	0	66	3.0
	(BUF)	14	1	9	10	4	10	1	0	0	0	31	3.2
	(TOT)	47	3	29	32	4	30	2	0	0	0	97	3.1
16	Pat LaFontaine	22	12	15	27	2	4	6	1	3	1	54	22.2
13	Yuri Khmylev	48	8	17	25	8	14	2	1	1	0	71	11.3
26	Derek Plante	47	3	19	22	-4	12	2	0	0	0	94	3.2
8	Doug Bodger	44	3	17	20	-3	47	2	0	0	0	87	3.4
18	Wayne Presley	46	14	5	19	5	41	0	5	2	0	90	15.6
10	Dale Hawerchuk	23	5	11	16	-2	2	2	0	2	0	56	8.9
14	Dave Hannan	42	4	12	16	3	32	0	2	0	0	36	11.1
44	Alexei Zhitnik (LA)	11	2	5	7	-3	27	2	0	0	0	33	6.1
	(BUF)	21	2	5	7	-3	34	1	0	0	0	33	6.1
	(TOT)	32	4	10	14	-6	61	3	0	0	0	66	6.1
43	Jason Dawe	42	7	4	11	-6	19	0	1	2	0	51	13.7
17	Craig Simpson	24	4	7	11	-5	26	1	0	0	1	20	20.0
42	Richard Smehlik	39	4	7	11	5	46	0	1	1	0	49	8.2
20	Bob Sweeney	45	5	4	9	-6	18	1	2	0	0	47	10.6
29	Scott Pearson (EDM)	28	1	4	5	-11	54	0	0	0	0	21	4.8
	(BUF)	14	2	1	3	-3	20	0	0	0	0	19	10.5
	(TOT)	42	3	5	8	-14	74	0	0	0	0	40	7.5
22	Charlie Huddy (LA)	9	0	1	1	-6	6	0	0	0	0	11	.0
	(BUF)	32	2	4	6	-1	36	1	0	0	0	40	5.0
	(TOT)	41	2	5	7	-7	42	1	0	0	0	51	3.9
27	Brad May	33	3	3	6	5	87	1	0	0	0	42	7.1
5	Craig Muni	40	0	6	6	-4	36	0	0	0	0	32	.0
24	Philippe Boucher	9	1	4	5	6	0	0	0	0	0	15	6.7
7	Petr Svoboda	26	0	5	5	-5	60	0	0	0	0	22	.0
33	*Mark Astley	14	2	1	3	-2	12	0	0	0	0	21	9.5
41	Ken Sutton	12	1	2	3	-2	30	0	0	1	0	12	8.3
6	Doug Houda	28	1	2	3	1	68	0	0	0	0	21	4.8
19	*Brian Holzinger	4	0	3	3	2	0	0	0	0	0	3	.0
32	Rob Ray	47	0	3	3	-4	173	0	0	0	0	7	.0
37	*Curtis Brown	1	1	1	2	2	2	0	0	0	0	4	25.0
36	Matthew Barnaby	23	1	1	2	-2	116	0	0	0	0	27	3.7
9	*Viktor Gordiouk	10	0	2	2	-3	0	0	0	0	0	10	.0
76	*Wayne Primeau	1	1	0	1	-2	0	0	0	1	0	2	50.0
12	*Peter Ambroziak	12	0	1	1	-1	0	0	0	0	0	3	.0
44	*Doug Macdonald	2	0	0	0	-1	0	0	0	0	0	0	.0
29	*Denis Tsygurov	4	0	0	0	-1	4	0	0	0	0	4	.0
3	*Dean Melanson	5	0	0	0	-1	4	0	0	0	0	1	.0
31	Grant Fuhr	3	0	0	0	0	0	0	0	0	0	0	.0
35	Robb Stauber (LA)	1	0	0	0	0	0	0	0	0	0	0	.0
	(BUF)	6	0	0	0	0	0	0	0	0	0	0	.0
	(TOT)	7	0	0	0	0	0	0	0	0	0	0	.0
39	Dominik Hasek	41	0	0	0	0	2	0	0	0	0	0	.0

NO.	GOALTENDER	GP	MIN	AVG	W	L	T	EN	SO	GA	SA	PCT.	A	PIM
39	Dominik Hasek	41	2416	2.11	19	14	7	2	5	85	1221	.930	0	2
35	Robb Stauber	6	317	3.79	2	3	0	0	0	20	150	.867	0	0
31	Grant Fuhr	3	180	4.00	1	2	0	0	0	12	85	.859	0	0
	TEAM TOTALS	48	2920	2.45	22	19	7	2	5	119	1458	.918		

* - rookie

1995-96

REGULAR SEASON SCORES
(33-42-7, 5th place - Northeast Division)

Oct. 7	@ Ottawa	3-1	W	Jan. 12	@ Calgary	1-3	L
Oct. 9	@ Boston	3-5	L	Jan. 13	@ Edmonton	4-5*	L
Oct. 13	Anaheim	1-4	L	Jan. 17	Pittsburgh	0-1	L
Oct. 15	New Jersey	3-4	L	Jan. 24	Hartford	4-2	W
Oct. 18	Edmonton	4-1	W	Jan. 26	@ Washington	0-1	L
Oct. 20	N.Y. Rangers	1-3	L	Jan. 27	@ Florida	3-6	L
Oct. 22	St. Louis	5-2	W	Jan. 30	@ N.Y. Islanders	4-5*	L
Oct. 24	@ Dallas	0-3	L	Jan. 31	Florida	6-1	W
Oct. 27	@ Colorado	4-5	L	Feb. 3	@ Boston	2-4	L
Oct. 29	@ Chicago	3-6	L	Feb. 4	Tampa Bay	2-5	L
Nov. 1	Detroit	2-1	W	Feb. 7	Boston	2-1*	W
Nov. 3	Pittsburgh	3-3	T	Feb. 8	@ Philadelphia	2-1	W
Nov. 5	Winnipeg	3-4	L	Feb. 10	@ Toronto	2-2	T
Nov. 8	San Jose	7-2	W	Feb. 14	Los Angeles	2-2	T
Nov. 11	@ Florida	1-4	L	Feb. 16	New Jersey	2-2	T
Nov. 12	@ Tampa Bay	6-4	W	Feb. 17	@ Hartford	1-2*	L
Nov. 15	Dallas	2-1	W	Feb. 21	Pittsburgh	6-3	W
Nov. 18	@ New Jersey	5-4	W	Feb. 23	Philadelphia	7-2	W
Nov. 19	Ottawa	6-0	W	Feb. 25	Florida	6-1	W
Nov. 24	N.Y. Islanders	1-1	T	Feb. 28	@ Ottawa	3-2*	W
Nov. 25	@ Pittsburgh	3-5	L	Mar. 1	@ N.Y. Rangers	3-3	T
Nov. 27	@ St. Louis	2-0	W	Mar. 3	Vancouver	0-3	L
Nov. 29	@ N.Y. Rangers	3-5	L	Mar. 6	@ Vancouver	2-5	L
Dec. 1	Hartford	2-1	W	Mar. 8	@ Anaheim	2-3*	L
Dec. 2	@ Boston	4-6	L	Mar. 10	@ San Jose	4-6	L
Dec. 7	@ Philadelphia	3-7	L	Mar. 13	@ Los Angeles	6-2	W
Dec. 8	Washington	2-2	T	Mar. 15	Calgary	1-3	L
Dec. 11	Tampa Bay	1-6	L	Mar. 16	@ Hartford	1-2	L
Dec. 13	Colorado	4-3	W	Mar. 18	@ Montreal	2-3	L
Dec. 15	N.Y. Rangers	5-4	W	Mar. 22	Montreal	1-4	L
Dec. 16	@ New Jersey	3-2	W	Mar. 23	@ Pittsburgh	7-5	W
Dec. 20	Montreal	2-1	W	Mar. 27	@ Detroit	2-4	L
Dec. 22	Boston	2-3*	L	Mar. 29	Philadelphia	5-6*	L
Dec. 23	@ Ottawa	4-2	W	Mar. 31	Boston	5-6	L
Dec. 26	@ Pittsburgh	3-6	L	Apr. 1	@ Montreal	6-4	W
Dec. 27	Ottawa	3-4	L	Apr. 3	Washington	1-5	L
Dec. 29	Chicago	2-5	L	Apr. 5	@ Tampa Bay	4-3	W
Dec. 31	N.Y. Islanders	2-5	L	Apr. 6	@ N.Y. Islanders	0-3	L
Jan. 5	Toronto	3-1	W	Apr. 10	Ottawa	5-2	W
Jan. 6	@ Montreal	7-6	W	Apr. 13	@ Washington	3-2	W
Jan. 10	@ Winnipeg	1-4	L	Apr. 14	Hartford	4-1	W

* - overtime decision

REGULAR SEASON SCORING

NO.	PLAYER	GP	G	A	PTS	+/-	PIM	PP	SH	GW	GT	SHOTS	PCT.
16	Pat LaFontaine	76	40	51	91	8-	36	15	3	7	1	224	17.9
12	Randy Burridge	74	25	33	58	0	30	6	0	3	0	154	16.2
26	Derek Plante	76	23	33	56	4-	28	4	0	5	0	203	11.3
3	Garry Galley	78	10	44	54	2-	81	7	1	2	0	175	5.7
43	Jason Dawe	67	25	25	50	8-	33	8	1	0	2	130	19.2
10	Brad May	79	15	29	44	6	295	3	0	4	0	168	8.9
44	Alexei Zhitnik	80	6	30	36	25-	58	5	0	0	0	193	3.1
36	Matthew Barnaby	73	15	16	31	2-	335	0	0	0	0	131	11.5
27	Mike Peca	68	11	20	31	1-	67	4	3	1	0	109	10.1
13	Yuri Khmylev	66	8	20	28	12-	40	5	1	1	1	123	6.5
28	Donald Audette	23	12	13	25	0	18	8	0	1	0	92	13.0
19	*Brian Holzinger	58	10	10	20	21-	37	5	0	1	0	71	14.1
21	Mark Astley	60	2	18	20	12-	80	0	0	0	0	80	2.5
8	Darryl Shannon (WPG)	48	2	7	9	5	72	0	0	0	0	34	5.9
	(BUF)	26	2	6	8	10	20	0	0	0	0	25	8.0
	(TOT)	74	4	13	17	15	92	0	0	0	0	59	6.8
41	Dave Hannan	57	6	10	16	2	30	1	1	2	0	40	15.0
17	Brent Hughes	76	5	10	15	9-	148	0	0	0	0	56	8.9
34	*Mike Wilson	58	4	8	12	13	41	1	0	1	0	52	7.7
18	Michal Grosek (WPG)	1	0	0	0	1-	0	0	0	0	0	1	.0
	(BUF)	22	6	4	10	0	31	2	0	1	1	33	18.2
	(TOT)	23	6	4	10	1-	31	2	0	1	1	34	17.6
22	Charlie Huddy	52	5	5	10	5-	59	2	0	1	0	57	8.8
24	*Dane Jackson	22	5	4	9	3	41	0	0	1	0	20	25.0
32	Rob Ray	71	3	6	9	8-	287	0	0	0	1	21	14.3
25	Rob Conn	28	2	5	7	9-	18	0	0	0	0	36	5.6
8	Doug Bodger	16	0	5	5	6-	18	0	0	0	0	27	.0
33	Scott Pearson	27	4	0	4	4-	67	0	0	1	0	26	15.4
15	Dixon Ward	8	2	2	4	1	6	0	0	1	0	12	16.7
6	Doug Houda	38	1	3	4	3	52	0	0	0	0	21	4.8
5	Craig Muni	47	0	4	4	12-	69	0	0	0	0	25	.0
38	*Jay McKee	1	0	1	1	1	2	0	0	0	0	2	.0
4	*Bob Boughner	31	0	1	1	3	104	0	0	0	0	14	.0
39	Dominik Hasek	59	0	1	1	0	6	0	0	0	0	0	.0
9	*Vaclav Varada	1	0	0	0	0	0	0	0	0	0	2	.0
31	*Steve Shields	2	0	0	0	0	2	0	0	0	0	0	.0
45	*Scott Nichol	2	0	0	0	0	10	0	0	0	0	4	.0
76	*Wayne Primeau	2	0	0	0	0	0	0	0	0	0	0	.0
37	*Barrie Moore	3	0	0	0	0	0	0	0	0	0	3	.0
00	*Martin Biron	3	0	0	0	0	0	0	0	0	0	0	.0
37	*Curtis Brown	4	0	0	0	0	0	0	0	0	0	1	.0
1	John Blue	5	0	0	0	0	0	0	0	0	0	0	.0
4	Grant Jennings	6	0	0	0	1	28	0	0	0	0	3	.0
30	Andrei Trefilov	22	0	0	0	0	4	0	0	0	0	0	.0

NO.	GOALTENDER	GP	MIN	AVG	W	L	T	EN	SO	GA	SA	PCT.	A	PIM
39	Dominik Hasek	59	3417	2.83	22	30	6	5	2	161	2011	.920	1	6
31	*Steve Shields	2	75	3.20	1	0	0	0	0	4	32	.875	0	2
30	Andrei Trefilov	22	1094	3.51	8	8	1	2	0	64	660	.903	0	4
1	John Blue	5	255	3.53	2	2	0	1	0	15	137	.891	0	0
00	*Martin Biron	3	119	5.04	0	2	0	0	0	10	61	.844	0	0
	TEAM TOTALS	82	4976	3.16	33	42	7	8	2	262	2912	.910		

* - rookie

1996-97 REGULAR SEASON SCORES
(40-30-12, 1st place - Northeast Division)

Date	Opponent	Score	Result
Oct. 4	@Edmonton	3-4	L
Oct. 6	@Calgary	0-3	L
Oct. 9	@Vancouver	2-1	W
Oct. 12	Detroit	1-6	L
Oct. 15	Tampa Bay	0-4	L
Oct. 17	Pittsburgh	4-1	W
Oct. 18	@Washington	4-1	W
Oct. 24	Montreal	6-3	W
Oct. 26	Hartford	6-3	W
Oct. 27	@N.Y. Rangers	4-6	L
Oct. 30	@Dallas	0-2	L
Nov. 1	@St. Louis	4-2	W
Nov. 2	@Colorado	0-0	T
Nov. 7	Philadelphia	2-5	L
Nov. 9	@Hartford	3-4*	L
Nov. 11	Florida	3-2*	W
Nov. 12	@Pittsburgh	0-3	L
Nov. 14	Colorado	5-4	W
Nov. 19	@Toronto	3-4	L
Nov. 21	Toronto	6-3	W
Nov. 23	@Boston	3-2*	W
Nov. 26	@Florida	3-4	L
Nov. 27	@Tampa Bay	3-0	W
Nov. 29	Ottawa	3-0	W
Nov. 30	@N.Y. Islanders	3-2	W
Dec. 4	Vancouver	6-7*	L
Dec. 6	Anaheim	1-1	T
Dec. 7	@Hartford	4-6	L
Dec. 11	@Montreal	3-2*	W
Dec. 13	N.Y. Rangers	0-3	L
Dec. 14	@Boston	4-0	W
Dec. 18	Tampa Bay	5-3	W
Dec. 20	Los Angeles	6-2	W
Dec. 21	@Ottawa	3-2	W
Dec. 23	@New Jersey	0-0	T
Dec. 26	Hartford	5-1	W
Dec. 28	@Pittsburgh	0-2	L
Dec. 31	New Jersey	6-5	W
Jan. 3	St. Louis	2-2	T
Jan. 5	Phoenix	5-1	W
Jan. 7	@San Jose	1-1	T
Jan. 9	@ Los Angeles	3-6	L
Jan. 10	@ Anaheim	2-5	L
Jan. 12	@ Phoenix	3-2*	W
Jan. 15	@ N.Y. Islanders	2-1	W
Jan. 20	Chicago	2-1	W
Jan. 22	Montreal	6-1	W
Jan. 24	Edmonton	1-3	L
Jan. 25	Hartford	1-5	L
Jan. 29	Pittsburgh	3-1	W
Jan. 31	Dallas	3-1	W
Feb. 2	Washington	2-2	T
Feb. 4	@ Philadelphia	1-1	T
Feb. 6	Florida	1-1	T
Feb. 8	@ Tampa Bay	3-1	W
Feb. 9	Ottawa	2-1	W
Feb. 12	Montreal	2-2	T
Feb. 16	San Jose	6-2	W
Feb. 18	Calgary	5-5	T
Feb. 21	N.Y. Islanders	5-2	W
Feb. 23	Boston	5-1	W
Feb. 27	@ New Jersey	1-4	L
Mar. 1	@ Ottawa	3-1	W
Mar. 5	Pittsburgh	4-2	W
Mar. 8	@ Montreal	3-3	T
Mar. 9	New Jersey	1-4	L
#Mar. 11	Philadelphia	3-2*	W
Mar. 15	@ Philadelphia	7-5	W
##Mar. 17	Boston	5-1	W
Mar. 18	@ Pittsburgh	3-5	L
Mar. 21	@ Washington	4-1	W
Mar. 22	@ Florida	2-3	L
Mar. 26	N.Y. Islanders	2-3*	L
Mar. 28	@ Detroit	1-2*	L
Mar. 30	@ Chicago	2-3	L
Apr. 1	@ N.Y. Rangers	1-1	T
Apr. 2	Ottawa	0-2	L
Apr. 4	N.Y. Rangers	5-1	W
Apr. 7	@ Hartford	2-4	L
Apr. 10	@ Boston	5-1	W
Apr. 12	@ Ottawa	0-1	L
Apr. 13	Washington	3-8	L

* - overtime decision
\# - rescheduled from March 16
\## - rescheduled from November 16

REGULAR SEASON SCORING

NO.	PLAYER	GP	G	A	PTS	+/-	PIM	PP	SH	GW	GT	SHOTS	PCT.
26	Derek Plante	82	27	26	53	14	24	5	0	6	1	191	14.1
19	Brian Holzinger	81	22	29	51	9	54	2	2	6	0	142	15.5
28	Donald Audette	73	28	22	50	6-	48	8	0	5	1	182	15.4
27	Michael Peca	79	20	29	49	26	80	5	6	4	0	137	14.6
17	Jason Dawe	81	22	26	48	14	32	4	1	3	0	136	16.2
15	Dixon Ward	79	13	32	45	17	36	1	2	4	0	93	14.0
36	Matthew Barnaby	68	19	24	43	16	249	2	0	1	0	121	15.7
81	Miroslav Satan (EDM)	64	17	11	28	4-	22	5	0	2	0	90	18.9
	(BUF)	12	8	2	10	1	4	2	0	1	0	29	27.6
	(TOT)	76	25	13	38	3-	26	7	0	3	0	119	21.0
3	Garry Galley	71	4	34	38	10	102	1	1	1	0	84	4.8
18	Michal Grosek	82	15	21	36	25	71	1	0	2	1	117	12.8
44	Alexei Zhitnik	80	7	28	35	10	95	3	1	0	1	170	4.1
12	Randy Burridge	55	10	21	31	17	20	1	3	0	0	85	11.8
42	Richard Smehlik	62	11	19	30	19	43	2	0	1	0	100	11.0
8	Darryl Shannon	82	4	19	23	23	112	1	0	1	0	94	4.3
4	Mike Wilson	77	2	9	11	13	51	0	0	1	0	57	3.5
32	Rob Ray	82	7	3	10	3	286	0	0	1	0	45	15.6
74	*Jay McKee	43	1	9	10	3	35	0	0	0	0	29	3.4
16	Pat LaFontaine	13	2	6	8	8-	4	1	0	0	0	38	5.3
38	*Barrie Moore	31	2	6	8	1	18	1	0	0	0	42	4.8
6	Bob Boughner	77	1	7	8	12	225	0	0	0	0	34	2.9
37	*Curtis Brown	28	4	3	7	4	18	0	0	1	0	31	12.9
10	Brad May	42	3	4	7	8-	106	1	0	1	0	75	4.0
93	Anatoli Semenov	25	2	4	6	3-	2	1	0	1	0	21	9.5
76	*Wayne Primeau	45	2	4	6	2-	64	1	0	0	0	25	8.0
5	Ed Ronan	18	1	4	5	4	11	0	0	0	0	10	10.0
39	Dominik Hasek	67	0	3	3	0	30	0	0	0	0	0	.0
22	Charlie Huddy	1	0	0	0	1-	0	0	0	0	0	0	.0
40	*Rumun Ndur	2	0	0	0	1	2	0	0	0	0	0	.0
30	Andrei Trefilov	3	0	0	0	0	0	0	0	0	0	0	.0
25	*Vaclav Varada	5	0	0	0	0	2	0	0	0	0	2	.0
31	*Steve Shields	13	0	0	0	0	4	0	0	0	0	0	.0

NO.	GOALTENDER	GP	MIN	AVG	W	L	T	EN	SO	GA	SA	PCT.	A	PIM
39	Dominik Hasek	67	4037	2.27	37	20	10	3	5	153	2177	.930	3	30
31	*Steve Shields	13	789	2.97	3	8	2	2	0	39	447	.913	0	4
30	Andrei Trefilov	3	159	3.77	0	2	0	1	0	10	98	.898	0	0
	TEAM TOTALS	82	5003	2.49	40	30	12	6	5	208	2728	.924		

* - rookie

1997-98 REGULAR SEASON SCORES
(36-29-17, 3rd place - Northeast Division)

Date	Opponent	Score	Result
Oct. 1	@St. Louis	3-1	W
Oct. 3	@Washington	2-6	L
Oct. 5	@Tampa Bay	1-1	T
Oct. 7	Dallas	2-4	L
Oct. 9	Washington	5-2	W
Oct. 11	@New Jersey	2-3	L
Oct. 15	@Carolina	3-3	T
Oct. 17	Montreal	1-5	L
Oct. 19	@Chicago	2-5	L
Oct. 22	Calgary	4-1	W
Oct. 26	@Phoenix	1-6	L
Oct. 28	@Colorado	2-3	L
Oct. 31	@Carolina	3-2*	W
Nov. 1	@Florida	4-3*	W
Nov. 6	Florida	2-4	L
Nov. 8	@Pittsburgh	2-2	T
Nov. 10	Edmonton	4-4	T
Nov. 13	Washington	2-3	L
Nov. 15	New Jersey	2-3	L
Nov. 20	@Boston	5-0	W
Nov. 22	N.Y. Islanders	6-1	W
Nov. 24	@Pittsburgh	1-5	L
Nov. 26	Philadelphia	1-3	L
Nov. 28	N.Y. Rangers	3-3	T
Dec. 1	@Philadelphia	1-1	T
Dec. 3	Anaheim	4-0	W
Dec. 5	Tampa Bay	4-0	W
Dec. 6	@Ottawa	0-3	L
Dec. 11	@Boston	1-2	L
Dec. 12	Carolina	3-2*	W
Dec. 15	@Dallas	4-8	L
Dec. 17	@N.Y. Islanders	0-4	L
Dec. 19	Montreal	1-0	W
Dec. 21	@N.Y. Rangers	2-0	W
Dec. 23	Detroit	1-3	L
Dec. 26	N.Y. Rangers	3-0	W
Dec. 27	@Carolina	1-4	L
Dec. 29	New Jersey	1-3	L
Dec. 31	Ottawa	3-0	W
Jan. 2	Colorado	2-2	T
Jan. 7	@Anaheim	3-2	W
Jan. 8	@ Los Angeles	2-2	T
Jan. 10	@ San Jose	2-5	L
Jan. 14	@ Toronto	4-1	W
Jan. 15	Vancouver	6-2	W
Jan. 20	@ Philadelphia	0-3	L
Jan. 21	Carolina	2-1	W
Jan. 23	Tampa Bay	4-1	W
Jan. 27	St. Louis	3-3	T
Jan. 30	Phoenix	3-3	T
Feb. 1	@ Florida	5-2	W
Feb. 2	@ Tampa Bay	7-3	W
Feb. 4	Boston	2-2	T
Feb. 6	Pittsburgh	2-2	T
Feb. 7	@ Montreal	4-1	W
Feb. 25	Toronto	2-2	T
Feb. 26	@ Boston	1-1	T
Mar. 1	@ Washington	3-0	W
Mar. 2	@ N.Y. Rangers	1-0	W
Mar. 6	N.Y. Islanders	2-4	L
Mar. 7	@ Montreal	2-1	W
Mar. 10	@ N.Y. Islanders	2-2	T
Mar. 12	San Jose	3-1	W
Mar. 14	@ Pittsburgh	1-2	L
Mar. 15	Pittsburgh	3-0	W
Mar. 17	Chicago	3-5	L
Mar. 19	Florida	6-1	W
Mar. 21	Boston	1-2	L
Mar. 24	@ Calgary	2-0	W
Mar. 26	@ Vancouver	5-2	W
Mar. 27	@ Edmonton	1-0	W
Mar. 29	@ Detroit	2-4	L
Apr. 1	Los Angeles	4-0	W
Apr. 3	Boston	5-4	W
Apr. 5	Ottawa	0-1	L
Apr. 8	Carolina	3-1	W
Apr. 10	Montreal	2-1	W
Apr. 11	@ Ottawa	4-4	T
Apr. 13	Philadelphia	2-1	W
Apr. 15	@ New Jersey	4-5*	L
Apr. 18	@ Montreal	3-3	T
Apr. 19	Ottawa	1-2	L

* - overtime decision

REGULAR SEASON SCORING

NO.	PLAYER	GP	G	A	PTS	+/-	PIM	PP	SH	GW	GT	SHOTS	PCT.
81	Miroslav Satan	79	22	24	46	2	34	9	0	4	0	139	15.8
44	Alexei Zhitnik	78	15	30	45	19	102	2	3	3	2	191	7.9
28	Donald Audette	75	24	20	44	10	59	10	0	5	1	198	12.1
27	Michael Peca	61	18	22	40	12	57	6	5	1	1	132	13.6
17	Jason Dawe (BUF)	68	19	17	36	10	36	4	1	3	1	115	16.5
	(NYI)	13	1	2	3	2-	6	0	0	0	0	19	5.3
	(TOT)	81	20	19	39	8	42	4	1	3	1	134	14.9
19	Brian Holzinger	69	14	21	35	2-	36	4	2	1	1	116	12.1
5	Jason Woolley	71	9	26	35	8	35	3	0	2	1	129	7.0
26	Derek Plante	72	13	21	34	8	26	5	0	1	0	150	8.7
18	Michal Grosek	67	10	20	30	9	60	2	0	1	0	114	8.8
80	Geoff Sanderson (CAR)	40	7	10	17	4-	14	2	0	0	1	96	7.3
	(VAN)	9	0	3	3	1-	4	0	0	0	0	29	.0
	(BUF)	26	4	5	9	6	20	0	0	2	0	72	5.6
	(TOT)	75	11	18	29	1	38	2	0	2	1	197	5.6
36	Matthew Barnaby	72	5	20	25	8	289	0	0	2	0	96	5.2
37	Curtis Brown	63	12	12	24	11	34	1	1	2	1	91	13.2
10	Brad May (BUF)	36	4	7	11	2	113	0	0	0	0	41	9.8
	(VAN)	27	9	3	12	0	41	4	0	2	0	56	16.1
	(TOT)	63	13	10	23	2	154	4	0	2	0	97	13.4
15	Dixon Ward	71	10	13	23	9	42	0	2	3	1	99	10.1
8	Darryl Shannon	76	3	19	22	26	56	1	0	1	0	85	3.5
42	Richard Smehlik	72	3	17	20	11	62	0	1	0	0	90	3.3
74	Jay McKee	56	1	13	14	1-	42	0	0	0	0	55	1.8
22	Wayne Primeau	69	6	6	12	9	87	2	0	1	0	51	11.8
25	*Vaclav Varada	27	5	6	11	0	15	0	0	1	1	27	18.5
12	Randy Burridge	30	4	6	10	0	0	1	0	1	0	40	10.0
24	Paul Kruse (NYI)	62	6	1	7	12-	138	0	0	2	1	44	13.6
	(BUF)	12	1	1	2	1	49	0	0	0	0	8	12.5
	(TOT)	74	7	2	9	11-	187	0	0	2	1	52	13.5
4	Mike Wilson	66	4	4	8	13	48	0	0	1	0	52	7.7
32	Rob Ray	63	2	4	6	2	234	1	0	1	0	19	10.5
9	*Erik Rasmussen	21	2	3	5	2	14	0	0	0	0	28	7.1
6	Bob Boughner	69	1	3	4	5	165	0	0	0	0	26	3.8
39	Dominik Hasek	72	0	2	2	0	12	0	0	0	0	0	.0
40	*Rumun Ndur	1	0	0	0	1-	2	0	0	0	0	0	.0
21	Mike Hurlbut	3	0	0	0	1-	2	0	0	0	0	3	.0
45	*Scott Nichol	3	0	0	0	0	4	0	0	0	0	5	.0
31	*Steve Shields	16	0	0	0	0	17	0	0	0	0	0	.0

NO.	GOALTENDER	GP	MIN	AVG	W	L	T	EN	SO	GA	SA	PCT.	A	PIM
39	Dominik Hasek	72	4220	2.09	33	23	13	3	13	147	2149	.932	2	12
31	*Steve Shields	16	785	2.83	3	6	4	0	0	37	408	.909	0	17
	TEAM TOTALS	82	5019	2.24	36	29	17	3	13	187	2560	.927		

* - rookie

1998-99 REGULAR SEASON SCORES
(37-28-17, 4th place - Northeast Division)

Date	Opponent	Score	Result
Oct. 10	@ Dallas	1-4	L
Oct. 12	@ Colorado	3-0	W
Oct. 16	Florida	2-2	T
Oct. 17	@ Montreal	4-3	W
Oct. 23	Washington	0-1	L
Oct. 24	@ N.Y. Islanders	4-5	L
Oct. 27	@ N.Y. Rangers	0-0	T
Oct. 30	Toronto	4-1	W
Oct. 31	@ Toronto	6-3	W
Nov. 3	Boston	4-2	W
Nov. 7	@ Philadelphia	2-2	T
Nov. 10	Ottawa	2-2	T
Nov. 12	@ Washington	2-0	W
Nov. 14	Chicago	6-1	W
Nov. 20	Toronto	4-1	W
Nov. 21	@ Toronto	1-2	L
Nov. 25	N.Y. Rangers	4-2	W
Nov. 28	@ Florida	2-6	L
Nov. 29	@ Tampa Bay	6-3	W
Dec. 2	Florida	2-1	W
Dec. 4	Philadelphia	3-0	W
Dec. 5	@ Nashville	3-1	W
Dec. 8	@ St. Louis	2-2	T
Dec. 11	N.Y. Rangers	2-0	W
Dec. 12	@ Boston	4-1	W
Dec. 18	Montreal	4-2	W
Dec. 19	Carolina	2-3	L
Dec. 21	@ Carolina	4-1	W
Dec. 23	Tampa Bay	2-0	W
Dec. 26	@ New Jersey	2-0	W
Dec. 28	New Jersey	4-7	L
Dec. 30	Ottawa	2-3*	L
Jan. 1	Anaheim	2-7	L
Jan. 2	Calgary	7-1	W
Jan. 6	@ Anaheim	3-2 *	W
Jan. 7	@ Los Angeles	2-4	L
Jan. 9	@ San Jose	2-2	T
Jan. 11	@ Phoenix	0-1	L
Jan. 13	St. Louis	2-4	L
Jan. 15	Boston #	2-1	W
Jan. 16	@ Ottawa	1-1	T
Jan. 18	@ Florida	4-0	W
Jan. 19	@ Tampa Bay	1-2	L
Jan. 26	Phoenix	1-1	T
Jan. 28	Nashville	2-4	L
Jan. 30	Los Angeles	4-1	W
Feb. 2	@ Pittsburgh	3-5	L
Feb. 3	Colorado	3-5	L
Feb. 6	@ Montreal	2-3	L
Feb. 7	@ Washington	1-3	L
Feb. 9	@ Ottawa	1-1	T
Feb. 11	Montreal	5-2	W
Feb. 13	N.Y. Islanders	2-2	T
Feb. 15	Carolina	3-2	W
Feb. 17	Toronto	2-3 *	L
Feb. 19	San Jose	4-2	W
Feb. 21	Detroit **	4-4	T
Feb. 24	@ Calgary	2-2	T
Feb. 26	@ Edmonton	3-6	L
Feb. 28	@ Vancouver	2-0	W
Mar. 3	Edmonton	3-5	L
Mar. 5	Dallas	2-1	W
Mar. 7	Philadelphia	1-1	T
Mar. 8	@ Carolina	1-4	L
Mar. 11	Tampa Bay	2-5	L
Mar. 13	Boston	3-1	W
Mar. 15	N.Y. Islanders	2-1	W
Mar. 19	@ N.Y. Rangers	3-2 *	W
Mar. 23	@ New Jersey	1-1	T
Mar. 24	@ Detroit	1-2	L
Mar. 27	@ Pittsburgh	1-1	T
Mar. 28	Pittsburgh	4-3 *	W
Mar. 31	@ Chicago	1-2	L
Apr. 3	@ Montreal	1-2	L
Apr. 5	Pittsburgh	3-1	W
Apr. 6	@ N.Y. Islanders	4-3	W
Apr. 9	Florida	3-1	W
Apr. 10	@ Ottawa	1-1	T
Apr. 13	@ Philadelphia	2-2	T
Apr. 14	New Jersey	1-2	L
Apr. 17	@ Boston	1-2 *	L
Apr. 18	Washington	3-0	W

* - overtime decision

REGULAR SEASON SCORING

NO.	PLAYER	GP	G	A	PTS	+/-	PIM	PP	SH	GW	GT	SHOTS	PCT.
81	Miroslav Satan	81	40	26	66	24	44	13	3	6	1	208	19.2
27	Michael Peca	82	27	29	56	7	81	10	0	8	1	199	13.6
18	Michal Grosek	76	20	30	50	21	102	4	0	3	1	140	14.3
37	Curtis Brown	78	16	31	47	23	56	5	1	3	3	128	12.5
15	Dixon Ward	78	20	24	44	10	44	2	1	4	1	101	19.8
90	Joe Juneau(Wsh)	63	14	27	41	3-	20	2	1	3	0	142	9.9
	(Buf)	9	1	1	2	1-	2	0	0	0	0	8	12.5
	(Total)	72	15	28	43	4-	22	2	1	3	0	150	10.0
5	Jason Woolley	80	10	33	43	16	62	4	0	2	1	154	6.5
41	Stu Barnes (Pit)	64	20	12	32	12-	20	13	0	3	0	155	12.9
	(Buf)	18	0	4	4	1	10	0	0	0	0	25	.0
	(Total)	81	20	16	36	11-	30	13	0	3	0	180	11.1
19	Brian Holzinger	81	17	17	34	2	45	5	0	2	0	143	11.9
44	Alexei Zhitnik	81	7	26	33	6-	96	3	1	2	0	185	3.8
25	Vaclav Varada	72	7	24	31	11	61	1	0	1	0	123	5.7
80	Geoff Sanderson	75	12	18	30	8	22	1	0	1	0	155	7.7
8	Darryl Shannon	71	3	12	15	28	52	1	0	0	1	80	3.8
42	Richard Smehlik	72	3	11	14	9-	44	0	0	0	0	61	4.9
22	Wayne Primeau	67	5	8	13	6-	38	0	0	0	1	55	9.1
9	*Erik Rasmussen	42	3	7	10	6	37	0	0	0	0	40	7.5
3	James Patrick	45	1	7	8	12	16	0	0	0	0	31	3.2
4	Rhett Warrener												
	(Fla)	48	0	7	7	1-	64	0	0	0	0	33	.0
	(Buf)	13	1	0	1	3	20	0	0	0	0	11	9.1
	(Total)	61	1	7	8	2	84	0	0	0	0	44	2.3
74	Jay McKee	72	0	6	6	20	75	0	0	0	0	57	.0
17	Randy Cunneyworth	14	2	2	4	1	0	0	0	1	0	12	16.7
32	Rob Ray	76	0	4	4	2-	261	0	0	0	0	23	.0
24	Paul Kruse	43	3	0	3	0	114	0	0	0	0	33	9.1
34	*J-Luc Grand-Pierre	16	0	1	1	0	17	0	0	0	0	11	.0
21	Mike Hurlbut	1	0	0	0	2	0	0	0	0	0	2	.0
46	*Dean Sylvester	1	0	0	0	1-	0	0	0	0	0	1	.0
83	*Domenic Pitts	3	0	0	0	0	2	0	0	0	0	1	.0
29	*Jason Holland	3	0	0	0	1-	8	0	0	0	0	2	.0
6	*Cory Sarich	4	0	0	0	3	0	0	0	0	0	2	.0
43	*Martin Biron	6	0	0	0	0	0	0	0	0	0	0	.0
30	Dwayne Roloson	18	0	0	0	0	4	0	0	0	0	0	.0
39	Dominik Hasek	64	0	0	0	0	14	0	0	0	0	0	.0

NO.	GOALTENDER	GP	MIN	AVG	W	L	T	EN	SO	GA	SA	SV PCT.		A	PIM
39	Dominik Hasek	64	3817	1.87	30	18	14	2	9	119	1877	.937	0	0	14
43	*Martin Biron	6	281	2.14	1	2	1	1	0	10	120	.917	0	0	0
30	Dwayne Roloson	18	911	2.77	6	8	2	1	1	42	460	.909	0	0	4
	BUF TOTALS	82	5020	2.09	37	28	17	4	10	175	2461	.929			

* - rookie

1999-00 REGULAR SEASON SCORES
(35-36-11-4, 3rd place - Northeast Division)

Date	Opponent	Score	Result
Oct. 2	@ Detroit	0-2	L
Oct. 8	Washington	2-3	L
Oct. 9	@ Atlanta	5-5	T
Oct. 11	Phoenix	2-2	T
Oct. 16	@ Montreal	1-2	L
Oct. 17	@ Philadelphia	2-5	L
Oct. 20	Nashville	3-4	L
Oct. 22	Carolina	7-3	W
Oct. 23	@ Ottawa	0-4	L
Oct. 27	Tampa Bay	4-3	W
Oct. 29	Florida	3-2*	W
Oct. 30	@ Boston	0-3	L
Nov. 3	@ Dallas	3-1	W
Nov. 4	@ Chicago	5-4*	W
Nov. 6	@ N.Y. Islanders	2-1	W
Nov. 10	Boston	6-2	W
Nov. 12	@ Tampa Bay	2-4	L
Nov. 13	@ Florida	1-3	L
Nov. 16	@ Pittsburgh	2-3	L
Nov. 19	@ Atlanta	4-0	W
Nov. 20	Atlanta	4-3	W
Nov. 24	Washington	5-2	W
Nov. 26	St. Louis	0-2	L
Nov. 28	@ Tampa Bay	3-2 *	W
Nov. 30	Pittsburgh	1-4	L
Dec. 2	Philadelphia	2-4	L
Dec. 4	N.Y. Rangers	1-1	T
Dec. 6	@ Toronto	2-3 *	L
Dec. 8	Ottawa	0-0	T
Dec. 10	Chicago	2-1	W
Dec. 14	Philadelphia	3-1	W
Dec. 17	Florida	2-4	L
Dec. 18	@ N.Y. Islanders	2-2	T
Dec. 21	@ N.Y. Rangers	3-1	W
Dec. 23	Colorado	2-1	W
Dec. 27	@ New Jersey	1-4	L
Dec. 28	Detroit	2-7	L
Jan. 1	Toronto	8-1	W
Jan. 3	@ Toronto	2-6	L
Jan. 4	Atlanta	4-5	L
Jan. 6	New Jersey	3-6	L
Jan. 8	@ Ottawa	7-4	W
Jan. 13	@ Boston	0-0	T
Jan. 14	Montreal	1-2	L
Jan. 17	@ Anaheim	5-0	W
Jan. 18	@ Los Angeles	3-5	L
Jan. 20	@ Phoenix	1-2	L
Jan. 22	@ Carolina	1-4	L
Jan. 25	Tampa Bay	2-1	W
Jan. 28	Ottawa	1-0	W
Jan. 29	@ Boston	0-1	L
Feb. 1	Anaheim	2-2	T
Feb. 3	Ottawa	4-2	W
Feb. 8	@ Colorado	2-0	W
Feb. 10	@ Nashville	2-1*	W
Feb. 12	@ Philadelphia	2-3	L
Feb. 13	Edmonton	2-2	T
Feb. 16	@ Pittsburgh	1-1	T
Feb. 17	Vancouver	1-2	L
Feb. 19	Los Angeles	4-1	W
Feb. 21	New Jersey	3-2	W
Feb. 25	N.Y. Rangers	3-6	L
Feb. 26	@ Toronto	2-5	L
Feb. 28	@ Florida	5-2	W
Mar. 1	@ N.Y. Rangers	3-3	T
Mar. 4	@ N.Y. Islanders	2-4	L
Mar. 5	@ Washington	1-2	L
Mar. 8	Boston	2-1*	W
Mar. 10	Montreal	2-3	L
Mar. 12	N.Y. Islanders	4-2	W
Mar. 15	@ San Jose	5-6*	L
Mar. 16	@ Vancouver	3-6	L
Mar. 18	@ Calgary	5-1	W
Mar. 20	Montreal	4-1	W
Mar. 23	Calgary	4-2	W
Mar. 27	@ Carolina	5-1	W
Mar. 31	Carolina	1-3	L
Apr. 1	@ Montreal	2-0	W
Apr. 3	Toronto	3-2	W
Apr. 6	@ New Jersey	5-0	W
Apr. 7	Pittsburgh	1-2*	L
Apr. 9	@ Washington	1-1	T

* - overtime decision

REGULAR SEASON SCORING

NO.	PLAYER	GP	G	A	PTS	+/-	PIM	PP	SH	GW	GT	SHOTS	PCT.
93	Doug Gilmour	74	25	48	73	9-	63	10	0	3	1	113	22.1
81	Miroslav Satan	81	33	34	67	16	32	5	3	5	1	265	12.5
37	Curtis Brown	74	22	29	51	19	42	5	0	4	1	149	14.8
77	Chris Gratton	72	15	34	49	23-	136	4	0	1	1	202	7.4
41	Stu Barnes	82	20	25	45	3-	16	8	2	2	0	137	14.6
27	Michael Peca	73	20	21	41	6	67	2	0	3	0	144	13.9
25	Vaclav Varada	76	10	27	37	12	62	0	0	0	0	140	7.1
61	*Maxim Afinogenov	65	16	18	34	4-	41	2	0	2	0	128	12.5
5	Jason Wooley	74	8	25	33	14	52	2	0	2	0	113	7.1
29	Vladimir Tsyplakov	63	12	20	32	23	14	1	0	2	0	76	15.8
8	Geoff Sanderson	67	13	13	26	4	22	4	0	3	0	136	9.6
15	Dixon Ward	71	11	9	20	1	41	1	2	2	0	101	10.9
74	Jay McKee	78	5	12	17	5	50	1	0	1	0	84	6.0
9	Erik Rasmussen	67	8	6	14	1	43	0	0	2	0	76	10.5
3	James Patrick	66	5	8	13	8	22	0	0	3	0	40	12.5
44	Alexei Zhitnik	74	2	11	13	6-	95	1	0	0	0	139	1.4
42	Richard Smehlik	64	2	9	11	13	50	0	0	0	0	67	3.0
51	*Brian Campbell	12	1	4	5	2-	4	0	0	0	0	10	10.0
32	Rob Ray	69	1	3	4	0	158	0	0	0	0	17	5.9
4	Rhett Warrener	61	0	3	3	18	89	0	0	0	0	68	.0
16	Chris Taylor	11	1	1	2	2-	2	0	0	0	0	15	6.7
55	*Denis Hamel	3	1	0	1	1-	0	0	0	0	0	3	33.3
12	*Domenic Pittis	7	1	0	1	1	6	0	0	0	0	6	16.7
20	*Jason Holland	9	0	1	1	0	0	0	0	0	0	8	.0
39	Dominik Hasek	35	0	1	1	0	12	0	0	0	0	0	.0
20	Doug Houda	1	0	0	0	0	12	0	0	0	0	0	.0
21	Mike Hurlbut	1	0	0	0	1	2	0	0	0	0	1	.0
64	David Moravec	1	0	0	0	1-	0	0	0	0	0	2	.0
45	*Dmitri Kalinin	4	0	0	0	0	4	0	0	0	0	3	.0
24	Paul Kruse	11	0	0	0	2-	43	0	0	0	0	7	.0
34	*J-Luc Grand-Pierre	11	0	0	0	1-	15	0	0	0	0	10	.0
30	Dwayne Roloson	14	0	0	0	0	0	0	0	0	0	0	.0
43	*Marttin Biron	41	0	0	0	0	6	0	0	0	0	0	.0

NO.	GOALTENDER	GP	MIN	AVG	W	L	T	EN	SO	GA	SA	SV PCT.		A	PIM
39	Dominik Hasek	35	2066	2.21	15	11	6	2	3	76	937	.919	0	1	12
43	*Martin Biron	41	2229	2.42	19	18	2	2	5	90.	988	.909	0	0	6
30	Dwyane Roloson	14	677	2.84	1	7	3	2	0	32	277	.884	0	0	0
	BUF TOTALS	82	5020	2.09	37	28	17	4	10	175	2461	.929			

* - rookie

SABRES ALL-TIME ANNOUNCED ATTENDANCE

	Regular Season			Playoffs		
Year	GP	Attendance	Average	GP	Attendance	Average
1970-71	39	379,121	9,721	0	0	0
1971-72	39	597,622	15,324	0	0	0
1972-73	39	609,570	15,632	3	47,004	15,668
1973-74	39	611,052	15,668	0	0	0
1974-75	40	626,720	15,668	9	142,767	15,863
1975-76	40	657,320	16,433	5	82,165	16,433
1976-77	40	657,320	16,433	3	49,299	16,433
1977-78	40	657,320	16,433	4	65,732	16,433
1978-79	40	657,320	16,433	2	32,866	16,433
1979-80	40	657,320	16,433	7	115,031	16,433
1980-81	40	656,307	16,408	5	70,386	14,077
1981-82	40	619,400	15,585	2	30,043	15,022
1982-83	40	515,766	12,894	4	65,732	16,433
1983-84	40	566,562	14,164	2	32,866	16,433
1984-85	40	613,441	15,336	2	30,828	15,414
1985-86	40	587,635	14,691	0	0	0
1986-87	40	527,241	13,181	0	0	0
1987-88	40	571,088	14,277	3	49,299	16,433
1988-89	40	572,648	14,316	2	32,866	16,433
1989-90	40	634,692	15,867	3	49,076	16,359
1990-91	40	626,171	15,654	3	45,010	15,003
1991-92	40	615,668	15,392	3	44,069	14,690
1992-93	41	614,227	14,981	4	65,300	16,325
1993-94	41	602,779	14,702	3	46,889	15,630
1994-95	24	361,537	15,064	2	29,486	14,743
1995-96	41	563,271	13,738	0	0	0
1996-97	41	693,379	16,912	7	130,165	18,595
1997-98	41	641,034	15,635	7	130,165	18,595
1998-99	41	737,275	17,982	10	185,950	18,595
1999-00	41	736,174	17,955	2	37,380	18,690

HSBC Arena increased capacity from 18,595 to 18,690 to start the 1999-00 season due to reconfiguration of the arenas handicapped seating.

HOME ATTENDANCE BY MONTH

	1999-00		1998-99	
Month	Average	Sellouts	Average	Sellouts
October	15,893	1	17,608	1
November	18,346	4	17,242	3
December	17,621	3	17,709	3
January	18,939	4	17,818	5
February	18,557	5	18,256	6
March	18,690	6	18,525	6
April	18,690	2	18,595	4

HOME ATTENDANCE BY DAY OF THE WEEK

	1999-00				1998-99			
Day	GP	Total	Average	SO	GP	Total	Average	SO
Sunday	2	37,380	18,690	2	4	74,380	18,595	4
Monday	4	70,018	17,505	2	4	73,890	18,473	3
Tuesday	6	107,574	17,929	2	3	49,022	16,341	1
Wednesday	6	100,942	16,824	2	9	156,641	17,405	5
Thursday	6	110,299	18,383	4	3	55,785	18,595	3
Friday	12	216,511	18,043	8	12	218,779	18,232	8
Saturday	5	93,450	18,690	5	6	108,778	18,130	4
Totals	**41**	**736,174**	**17,955**	**25**	**41**	**737,275**	**17,982**	**28**

SABRES FACT

The Sabres' 110 man-games lost in 1998-99 marked the team's lowest total since 108 in 1981-82. The following are yearly totals of man-games lost to injury (since 1976-77):

1999-00 - 165
1998-99 - 110
1997-98 - 115
1996-97 - 314
1995-96 - 260
1994-95 - 164
1993-94 - 291
1992-93 - 238
1991-92 - 143
1990-91 - 235
1989-90 - 206
1988-89 - 334
1987-88 - 390
1986-87 - 192
1985-86 - 279
1984-85 - 155
1983-84 - 145
1982-83 - 123
1981-82 - 108
1980-81 - 160
1979-80 - 45
1978-79 - 187
1977-78 - 233
1976-77 - 93

ALL-TIME POWER-PLAY AND PENALTY-KILLING STATISTICS

Year	PPA	PPG	Pct.	Rank	SHS	PPGA	Pct.	Rank	SHGF	SHGA
1970-71	298	56	18.8	6	302	56	81.5	9	5	12
1971-72	308	57	18.5	8	281	56	80.1	8	1	7
1972-73	270	52	19.2	7	241	35	85.5	2	5	5
1973-74	256	48	18.5	8	237	42	82.3	3	5	12
1974-75	303	83	27.4	3	326	56	82.8	4	17	5
1975-76	287	73	25.4	5	304	51	83.2	5	6	8
1976-77	262	60	22.9	4	274	38	86.1	2	6	7
1977-78	234	52	22.2	7	218	31	85.8	1	7	3
1978-79	267	55	20.6	13	258	55	78.7	8	9	4
1979-80	275	67	24.4	T5	252	43	82.9	3	2	4
1980-81	310	73	23.5	10	268	44	83.6	1	9	10
1981-82	301	63	20.9	17	281	57	79.9	6	4	10
1982-83	311	67	21.5	16	274	48	82.5	2	12	9
1983-84	329	71	21.6	11	277	50	81.9	3	11	14
1984-85	322	76	23.6	T7	295	52	82.4	T1	9	5
1985-86	351	72	20.5	16	342	66	80.7	T5	12	14
1986-87	364	68	18.7	17	355	86	75.8	18	5	9
1987-88	464	80	17.2	18	439	95	78.1	15	8	13
1988-89	380	78	20.5	13	410	86	79.0	12	7	12
1989-90	358	79	22.1	9	351	58	83.5	1	7	7
1990-91	400	73	18.3	14	367	62	83.1	5	15	8
1991-92	466	105	22.5	1	424	91	78.5	17	8	11
1992-93	467	95	20.3	10	437	72	83.5	T2	13	17
1993-94	424	96	22.6	2	380	58	84.7	T1	21	8
1994-95	242	45	18.6	11	220	32	85.5	3	13	7
1995-96	477	76	15.9	T20	461	74	83.9	6	10	12
1996-97	326	43	13.2	26	364	59	83.8	13	16	4
1997-98	396	51	12.9	T19	413	65	84.3	18	15	12
1998-99	363	49	13.5	21	399	55	86.2	7	6	7
1999-00	351	37	10.5	28	361	54	85.0	13	8	10

PPA - Power-Play Attempts
PPG - Power-Play Goals
SHS - Short-Handed Situations
Rank - Overall NHL Ranking
PPGA - Power-Play Goals Against
SHGF - Short-Handed Goals For
SHGA - Short-Handed Goals Against

SABRES FACT

Dave Andreychuk became the first Sabre in history to lead the NHL in power-play goals when he had 28 in 1991-92.

REGULAR SEASON OVERTIME GOALS IN SABRES GAMES

Date	Opponent	Scorer	Score	Time
Oct. 26, 1983	@ Detroit	Steve Yzerman	6-5 Det	4:38
Nov. 16, 1983	@ Winnipeg	Mike Ramsey	6-5 Buf	0:17
Feb. 8, 1984	@ Pittsburgh	Dave Andreychuk	6-5 Buf	0:31
Feb. 17, 1984	Minnesota	Dave Andreychuk	5-4 Buf	1:31
Feb. 21, 1984	@ Philadelphia	Phil Housley	5-4 Buf	4:09
Mar. 11, 1984	Hartford	Mike Foligno	4-3 Buf	1:53
Oct. 13, 1984	@ Toronto	Jim Benning	4-3 Tor	2:41
Feb. 15, 1985	Montreal	Mats Naslund	4-3 Mtl	2:31
Mar. 24, 1985	Boston	Dave Reid	4-3 Bos	0:56
Nov. 30, 1985	@ Toronto	Steve Thomas	3-2 Tor	0:26
Jan. 17, 1986	Montreal	Gates Orlando	5-4 Buf	1:11
Mar. 11, 1986	@ St. Louis	Charlie Bourgeois	3-2 StL	2:04
Oct. 22, 1986	@ Pittsburgh	Randy Cunneyworth	5-4 Pit	2:30
Nov. 12, 1986	N.Y. Rangers	Walt Poddubny	2-1 NYR	2:01
Dec. 20, 1986	@ Toronto	Steve Thomas	5-4 Tor	4:55
Jan. 8, 1987	@ Minnesota	Brian Bellows	5-4 Min	1:05
Jan. 18, 1987	Edmonton	Scott Arniel	6-5 Buf	1:49
Feb. 14, 1988	Chicago	Steve Thomas	4-3 Chi	3:48
Oct. 9, 1988	@ Philadelphia	Ron Sutter	4-3 Phi	2:44
Nov. 13, 1988	Edmonton	Esa Tikkanen	5-4 Edm	3:25
Nov. 25, 1988	Chicago	Phil Housley	5-4 Buf	3:15
Dec. 3, 1988	@ Montreal	Guy Carbonneau	3-2 Mtl	4:22
Jan. 4, 1989	Hartford	Kevin Dineen	5-4 Hfd	3:19
Jan. 21, 1989	@ Boston	Pierre Turgeon	6-5 Buf	3:58
Oct. 27, 1989	Toronto	Pierre Turgeon	6-5 Buf	2:30
Dec. 7, 1989	@ Philadelphia	Ron Sutter	4-3 Phi	0:24
Dec. 29, 1989	Boston	Craig Janney	4-3 Bos	1:33
Feb. 20, 1990	@ Winnipeg	Mike Hartman	4-3 Buf	2:06
Mar. 14, 1990	Los Angeles	Bob Kudelski	6-5 LA	1:25
Mar. 18, 1990	Winnipeg	Phil Housley	4-3 Buf	2:03
Mar. 31, 1990	@ Pittsburgh	Uwe Krupp	3-2 Buf	1:00
Nov. 23, 1990	Edmonton	Benoit Hogue	3-2 Buf	0:34
Dec. 7, 1990	Hartford	Scott Young	4-3 Hfd	0:53
Dec. 18, 1990	@ Hartford	Dave Andreychuk	4-3 Buf	1:07
Feb. 6, 1991	St. Louis	Brett Hull	5-4 StL	4:15
Mar. 20, 1991	Montreal	Dave Andreychuk	3-2 Buf	1:14
Nov. 8, 1991	Philadelphia	Donald Audette	4-3 Buf	1:29
Nov. 29, 1991	N.Y. Rangers	Mark Messier	5-4 NYR	0:43
Jan. 23, 1992	@ Pittsburgh	Donald Audette	5-4 Buf	4:15
Mar. 28, 1992	@ Boston	Steve Heinze	4-3 Bos	3:59
Oct. 16, 1992	Tampa Bay	Bob Sweeney	5-4 Buf	2:30
Nov. 2, 1992	@ N.Y. Rangers	Darren Turcotte	7-6 NYR	0:58
Jan. 3, 1993	St. Louis	Brad May	6-5 Buf	1:20
Jan. 17, 1993	@ Edmonton	Zdeno Ciger	3-2 Edm	0:25
Jan. 19, 1993	@ Calgary	Yuri Khmylev	3-2 Buf	2:07
Jan. 26, 1993	@ Philadelphia	Bob Sweeney	4-3 Buf	2:23
Jan. 31, 1993	Edmonton	Kelly Buchberger	5-4 Edm	0:46
Apr. 13, 1993	Montreal	Brian Bellows	3-2 Mtl	3:50
Dec. 2, 1993	@ Florida	Jesse Belanger	2-1 Fla	0:23
Dec. 26, 1993	@ NY Islanders	Benoit Hogue	4-3 NYI	2:28
Jan. 7, 1994	Pittsburgh	Ron Francis	4-3 Pit	4:54
Mar. 30, 1994	Tampa Bay	Brian Bradley	3-2 TB	3:52
Mar. 14, 1995	@ Florida	Yuri Khmylev	2-1 Buf	0:54
Mar. 18, 1995	@ Ottawa	Troy Murray	4-3 Ott	3:42
Dec. 22, 1995	Boston	Ted Donato	3-2 Bos	1:37
Jan. 13, 1996	@ Edmonton	Doug Weight	5-4 Edm	4:48
Jan. 30, 1996	@ NY Islanders	Mathieu Schneider	5-4 NYI	2:19
Feb. 7, 1996	Boston	Derek Plante	2-1 Buf	0:24

Date	Opponent	Scorer	Score	Time
Feb. 17, 1996	@ Hartford	Geoff Sanderson	2-1 Hfd	1:49
Feb. 28, 1996	@ Ottawa	Derek Plante	3-2 Buf	4:36
Mar. 8, 1996	@ Anaheim	Paul Kariya	3-2 Ana	2:03
Mar. 29, 1996	Philadelphia	Bob Corkum	6-5 Phi	3:50
Nov. 9, 1996	@ Hartford	Curtis Leschyshyn	4-3 Hfd	4:55
Nov. 11, 1996	Florida	Donald Audette	3-2 Buf	4:01
Nov. 23, 1996	@ Boston	Michal Grosek	3-2 Buf	2:39
Dec. 4, 1996	Vancouver	Mike Sillinger	7-6 Van	3:38
Dec. 11, 1996	@ Montreal	Dixon Ward	3-2 Buf	2:42
Jan. 12, 1997	@ Phoenix	Jason Dawe	3-2 Buf	0:10
Mar. 11, 1997	Philadelphia	Michael Peca	3-2 Buf	0:42
Mar. 26, 1997	NY Islanders	Bryan Berard	3-2 NYI	1:00
Mar. 28, 1997	@ Detroit	Larry Murphy	2-1 Det	3:10
Oct. 31, 1997	@ Carolina	Jason Dawe	3-2 Buf	3:21
Nov. 1, 1997	@ Florida	Dixon Ward	4-3 Buf	1:14
Dec. 12, 1997	Carolina	Matthew Barnaby	3-2 Buf	4:45
Apr. 15, 1998	@ New Jersey	Scott Stevens	5-4 NJ	4:38
Dec. 30, 1998	@ Ottawa	Andreas Dackell	3-2 Ott	2:24
Jan. 6, 1999	@ Anaheim	Michael Peca	3-2 Buf	0:29
Feb 17, 1999	Toronto	Mats Sundin	3-2 Tor	4:04
Mar. 19, 1999	@ N.Y. Rangers	Miroslav Satan	3-2 Buf	1:18
Mar. 28, 1999	Pittsburgh	Dixon Ward	4-3 Buf	2:27
Apr. 17, 1999	@ Boston	Hal Gill	2-1 Bos	4:46
Oct. 29, 1999	Florida	Geoff Sanderson	3-2 Buf	4:54
Nov. 4, 1999	@ Chicago	Curtis Brown	5-4 Buf	1:14
Nov. 28, 1999	@ Tampa Bay	Michal Grosek	3-2 Buf	2:26
Dec. 8, 1999	@ Toronto	Steve Thomas	3-2 Tor	1:05
Feb. 10, 2000	@ Nashville	Jason Woolley	2-1 Buf	4:08
Feb. 12, 2000	@ Philadelphia	John LeClair	3-2 Phi	2:28
Mar. 8, 2000	Boston	Stu Barnes	2-1 Buf	1:54
Mar. 15, 2000	@ San Jose	Jeff Friesen	6-5 SJ	2:56
Apr. 7, 2000	Pittsburgh	Jaromir Jagr	2-1 Pit	0:13

All-Time Record in Overtime Decisions: 41-49

SABRES OVERTIME GOAL SCORERS

Dave Andreychuk - 4
Donald Audette - 3
Phil Housley - 3
Dixon Ward - 3
Jason Dawe - 2
Yuri Khmylev - 2
Michael Peca - 2
Derek Plante - 2
Bob Sweeney - 2
Pierre Turgeon - 2
Michal Grosek - 2
Scott Arniel - 1
Matthew Barnaby - 1
Mike Foligno - 1
Mike Hartman - 1
Benoit Hogue - 1
Uwe Krupp - 1
Brad May - 1
Gates Orlando - 1
Mike Ramsey - 1
Miroslav Satan – 1
Geoff Sanderson – 1
Curtis Brown – 1
Jason Woolley – 1
Stu Barnes - 1

REGULAR SEASON OT RECORD VS. EACH TEAM

RECORD VS.					
Anaheim	1-1-1	Florida	3-1-2	Phoenix***	4-0-3
Boston	3-5-17	Los Angeles	0-1-6	Pittsburgh	4-2-10
Calgary	1-0-5	Montreal	3-3-14	St. Louis	1-2-4
Carolina#	4-4-12	New Jersey	0-1-9	San Jose	0-0-3
Chicago	1-1-0	N.Y. Islanders	0-3-8	Tampa Bay	1-1-2
Colorado*	0-0-16	N.Y. Rangers	1-3-9	Toronto	1-4-6
Dallas**	1-1-5	Ottawa	1-2-7	Vancouver	0-1-4
Detroit	0-2-7	Philadelphia	4-3-8	Washington	0-0-8
Edmonton	2-4-5				

Sabres Career Overtime Record: 36-45-171

* - includes games as Quebec Nordiques
** - includes games as Minnesota North Stars
*** - includes games as Winnipeg Jets
\# - includes games as Hartford Whalers

SABRES HAT TRICKS

SEASON	NO.	PLAYER	OPPONENT	SABRES SCORE	DATE	PLACE	GOALIE(S)
1970-71 (6)	1.	Gil Perreault	California	4-2 W	1-29-71	California	Gary Smith
	2.	Eddie Shack	Los Angeles	5-2 W	2-4-71	Buffalo	Denis DeJordy
	3.	Gerry Meehan	Detroit	5-6 L	2-20-71	Detroit	Jim Rutherford
	4.	Steve Atkinson	Minnesota	5-2 W	2-28-71	Buffalo	Lorne Worsley (2) Gilles Gilbert (1)
	5.	Eddie Shack (2)	Boston	7-5 W	3-21-71	Boston	Ed Johnston
	6.	Eddie Shack (3)	Pittsburgh	6-4 W	3-31-71	Pittsburgh	Cam Newton
1971-72 (3)	7.	Rick Martin	Vancouver	4-4 T	10-30-71	Vancouver	George Gardner
	# 8.	Craig Ramsay	Minnesota	3-1 W	12-5-71	Buffalo	Cesare Maniago
	9.	Rick Martin (2)	California	4-4 T	1-2-72	Buffalo	Gilles Meloche
1972-73 (4)	*10.	Rick Martin (3)	Atlanta	7-2 W	10-22-72	Buffalo	Phil Myre
	11.	Rene Robert	Minnesota	6-8 L	12-2-72	Minnesota	Gilles Gilbert
	12.	Gerry Meehan (2)	Minnesota	6-8 L	12-2-72	Minnesota	Gilles Gilbert
	13.	Gerry Meehan (3)	Chicago	8-2 W	12-28-72	Buffalo	Gary Smith
1973-74 (6)	14.	Rick Martin (4)	California	3-2 W	10-31-73	Buffalo	Marv Edwards
	15.	Rick Dudley	N.Y. Rangers	8-4 W	12-6-73	Buffalo	Ed Giacomin (2) Gilles Villemure (1)
	16.	Jim Lorentz	Detroit	6-5 W	12-31-73	Detroit	Bill McKenzie
	17.	Rick Martin (5)	Pittsburgh	6-1 W	1-3-74	Buffalo	Jim Rutherford
	18.	Rick Martin (6)	Minnesota	5-2 W	3-17-74	Buffalo	Gump Worsley
	19.	Rick Martin (7)	St. Louis	5-2 W	4-7-74	Buffalo	Wayne Stephenson
1974-75 (8)	20.	Gil Perreault (2)	Boston	9-5 W	10-10-74	Buffalo	Gilles Gilbert
	21.	Rene Robert (2)	Montreal	8-6 W	11-13-74	Montreal	Ken Dryden
	*22.	Rick Martin (8)	Washington	5-3 W	12-3-74	Washington	John Adams
	23.	Gil Perreault (3)	Washington	9-2 W	12-5-74	Buffalo	John Adams
	# 24.	Don Luce	Washington	4-0 W	12-22-74	Washington	Ron Low
	25.	Craig Ramsay (2)	Washington	9-4 W	2-21-75	Washington	Ron Low
	26.	Rick Martin (9)	Toronto	11-3 W	3-16-75	Toronto	Gord McRae (2) Doug Favell (1)
	27.	Gil Perreault (4)	Toronto	11-3 W	3-16-75	Toronto	Gord McRae (2) Doug Favell (1)
1975-76 (14)	28.	Danny Gare	Toronto	8-3 W	10-12-75	Buffalo	Wayne Thomas
	29.	Rick Martin (10)	Washington	5-4 W	10-19-75	Buffalo	Ron Low
	# 30.	Rick Martin (11)	N.Y. Rangers	9-1 W	10-22-75	Buffalo	John Davidson
	31.	Rick Martin (12)	Minnesota	5-2 W	12-18-75	Buffalo	Pete LoPresti (2) Cesare Maniago (1)
	*32.	Rick Martin (13)	Washington	14-2 W	12-21-75	Buffalo	Ron Low (3) Bernie Wolfe (1)
	33.	Fred Stanfield	Washington	14-2 W	12-21-75	Buffalo	Ron Low (2) Bernie Wolfe (1)
	34.	Rick Martin (14)	Montreal	4-2 W	1-5-76	Montreal	Ken Dryden
	35.	Gil Perreault (5)	Vancouver	8-5 W	1-8-76	Buffalo	Gary Smith
	36.	Danny Gare (2)	California	9-5 W	2-1-76	California	Gary Simmons
	37.	Rick Martin (15)	Chicago	6-3 W	3-4-76	Buffalo	Tony Esposito
	38.	Gil Perreault (6)	Minnesota	8-2 W	3-14-76	Minnesota	Paul Harrison
	39.	Jim Lorentz (2)	Minnesota	8-2 W	3-14-76	Minnesota	Paul Harrison
	40.	Rick Martin (16)	Toronto	4-2 W	3-27-76	Toronto	Wayne Thomas
	41.	Danny Gare (3)	Toronto	5-2 W	4-4-76	Buffalo	Gord McRae
1976-77 (7)	42.	Rick Martin (17)	Vancouver	4-4 T	11-24-76	Buffalo	Cesare Maniago
	43.	Rick Martin (18)	N.Y. Rangers	7-2 W	12-16-76	Buffalo	Gilles Gratton
	# 44.	Andre Savard	Cleveland	7-4 W	1-9-77	Buffalo	Gilles Meloche
	45.	Rene Robert (3)	Minnesota	6-2 W	2-13-77	Buffalo	Pete LoPresti
	# 46.	Rene Robert (4)	Toronto	7-2 W	2-14-77	Buffalo	Wayne Thomas
	47.	Jim Lorentz (3)	Chicago	6-3 W	3-2-77	Buffalo	Tony Esposito
	48.	Rene Robert (5)	St. Louis	7-3 W	4-3-77	Buffalo	Ed Staniowski
1977-78 (7)	49.	Danny Gare (4)	Colorado	7-5 W	10-20-77	Buffalo	Michel Plasse
	50.	Craig Ramsay (3)	Colorado	7-5 W	10-20-77	Buffalo	Michel Plasse (2) Doug Favell (1)
	51.	Gil Perreault (7)	St. Louis	7-4 W	11-6-77	Buffalo	Ed Staniowski (2) Empty Net (1)
	52.	Gil Perreault (8)	Washington	7-6 W	11-19-77	Washington	Bernie Wolfe
	53.	Gil Perreault (9)	Los Angeles	7-3 W	12-15-77	Los Angeles	Rogie Vachon
	54.	Gil Perreault (10)	Cleveland	3-6 L	1-12-78	Cleveland	Gary Edwards
	55.	Danny Gare (5)	Cleveland	13-3 W	2-25-78	Cleveland	Gilles Meloche (2) Gary Edwards (1)
1978-79 (6)	56.	Rick Martin (19)	St. Louis	7-7 T	10-28-78	St. Louis	Doug Grant (1)
	57.	Jerry Korab	Minnesota	9-2 W	11-19-78	Buffalo	Phil Myre (2) Gary Edwards (1)
	58.	Andre Savard (2)	Minnesota	9-2 W	11-19-78	Buffalo	Pete LoPresti (2)
	59.	Rick Martin (20)	Boston	9-2 W	3-28-79	Boston	Pete LoPresti
	60.	Danny Gare (6)	Boston	9-3 W	4-5-79	Boston	Jim Pettie Gerry Cheevers (2) Jim Pettie (1)
	61.	Jacques Richard	Colorado	5-5 T	4-8-79	Buffalo	Bill Oleschuk

SABRES HAT TRICKS Continued

1979-80 (3)	62.	Danny Gare (7)	Winnipeg	6-2 W	12-31-79	Buffalo	Lindsay Middlebrook
	63.	Danny Gare (8)	Pittsburgh	9-0 W	2-7-80	Buffalo	Greg Millen
	*64.	Rick Martin (21)	St. Louis	9-4 W	3-9-80	Buffalo	Ed Staniowski
1980-81 (9)	65.	Danny Gare (9)	Winnipeg	7-4 W	10-22-80	Buffalo	Markus Mattsson
	66.	Rick Dudley (2)	Pittsburgh	10-1 W	12-7-80	Buffalo	Greg Millen (1)
							Rob Holland (2)
	67.	Gil Perreault (11)	Quebec	6-5W	1-21-81	Quebec	Michel Plasse
	68.	Andre Savard (3)	Detroit	7-3 W	2-6-81	Buffalo	Gilles Gilbert
	69.	Ric Seiling	Washington	6-3 W	2-12-81	Buffalo	Dave Parro (2)
							Empty Net (1)
	70.	Danny Gare (10)	Philadelphia	8-4 W	3-8-81	Buffalo	Pete Peeters
	71.	Jim Schoenfeld	Winnipeg	5-2 W	3-13-81	Winnipeg	Michel Dion
	72.	Gil Perreault (12)	Toronto	14-4 W	3-19-81	Buffalo	Michel Larocque
	73.	Andre Savard (4)	Toronto	14-4 W	3-19-81	Buffalo	Michel Larocque (2)
							Jiri Crha (1)
1981-82 (8)	74.	Tony McKegney	Toronto	6-2 W	10-23-81	Buffalo	Michel Larocque
	# 75.	John Van Boxmeer	N.Y. Islanders	6-2 W	11-7-81	New York	Billy Smith
	76.	Lindy Ruff	N.Y. Islanders	5-2 W	11-29-81	Buffalo	Billy Smith
	77.	Tony McKegney (2)	Colorado	7-1 W	12-9-81	Buffalo	Glenn Resch
	78.	Gil Perreault (13)	Detroit	4-2 W	12-12-81	Detroit	Bob Sauve
	79.	Yvon Lambert	Toronto	8-2 W	1-15-82	Buffalo	Michel Larocque
	80.	Mike Foligno	Colorado	6-2 W	2-21-82	Buffalo	Glenn Resch
	81.	Gil Perreault (14)	Edmonton	3-6 L	2-24-82	Buffalo	Grant Fuhr
1982-83 (4)	82.	Gil Perreault (15)	Washington	9-2 W	10-16-82	Washington	Dave Parro (1)
							Pat Riggin (2)
	83.	Phil Housley	Winnipeg	5-2 W	1-23-83	Buffalo	Brian Hayward
	# 84.	Paul Cyr	Boston	3-2 W	3-3-83	Boston	Pete Peeters
	85.	Hannu Virta	Montreal	6-4 W	3-19-83	Montreal	Rick Wamsley
1983-84 (6)	86.	Gilles Hamel	Winnipeg	5-2 W	10-23-83	Buffalo	Brian Hayward
	87.	Mike Foligno (2)	Calgary	11-2 W	11-13-83	Buffalo	Rejean Lemelin
	88.	Gil Perreault (16)	Calgary	11-2 W	11-13-83	Buffalo	Rejean Lemelin
	89.	Real Cloutier	Quebec	8-5 W	12-29-83	Buffalo	Brian Ford
	90.	Real Cloutier (2)	Winnipeg	9-4 W	1-4-84	Buffalo	Brian Hayward
	91.	John Tucker	Toronto	4-2 W	4-1-84	Buffalo	Bruce Dowie
1984-85 (3)	92.	Mike Foligno (3)	Quebec	5-4 W	10-19-84	Buffalo	Daniel Bouchard
	93.	Sean McKenna	Boston	3-3 T	12-5-84	Buffalo	Pete Peeters
	# 94.	Gil Perreault (17)	Calgary	6-1 W	2-9-85	Calgary	Rejean Lemelin (2)
							Don Edwards (1)
1985-86 (4)	# 95.	Gil Perreault (18)	Quebec	7-5 W	11-22-85	Buffalo	Mario Gosselin (2)
							Empty Net (1)
	*96.	Lindy Ruff (2)	Quebec	6-2 W	12-15-85	Buffalo	Clint Malarchuk
	97.	Mike Foligno (4)	N.Y. Islanders	4-3 W	12-29-85	Buffalo	Billy Smith
	**98.	Dave Andreychuk	Boston	8-6 W	2-6-86	Boston	Pat Riggin (1)
							Doug Keans (4)
1986-87 (1)	99.	Wilf Paiement	St. Louis	4-3 W	2-26-87	Buffalo	Rick Wamsley
1987-88 (6)	100.	Dave Andreychuk (2)	Quebec	6-3 W	12-3-87	Buffalo	Mario Brunetta
	101.	Dave Andreychuk (3)	Montreal	6-5 W	1-6-88	Montreal	Brian Hayward
	102.	Phil Housley (2)	New Jersey	7-3 W	1-22-88	Buffalo	Alain Chevrier
	103.	Dave Andreychuk (4)	N.Y. Islanders	4-6 L	2-6-88	N.Y. Islanders	Billy Smith
	104.	Ray Sheppard	Quebec	5-6 L	2-21-88	Buffalo	Mario Gosselin
	105.	Ray Sheppard (2)	Vancouver	7-5 W	3-13-88	Vancouver	Steve Weeks
1988-89 (3)	106.	Dave Andreychuk (5)	Pittsburgh	8-5 W	10-12-88	Buffalo	Wendell Young
	107.	Adam Creighton	N.Y. Rangers	6-4 W	11-2-88	Buffalo	Bob Froese
	108.	Mike Foligno (5)	Hartford	5-3 W	1-31-89	Hartford	Peter Sidorkiewicz
1989-90 (2)	109.	Pierre Turgeon	New Jersey	6-4 W	12-1-89	Buffalo	Chris Terreri (2)
							Sean Burke (1)
	110.	Dave Andreychuk (6)	Detroit	6-5 W	3-27-90	Detroit	Tim Cheveldae
1990-91 (3)	111.	Pierre Turgeon (2)	Hartford	5-0 W	10-28-90	Buffalo	Peter Sidorkiewicz
	112.	Dale Hawerchuk	Winnipeg	6-2 W	3-13-91	Winnipeg	Bob Essensa (2)
							Empty Net (1)
	113.	Alexander Mogilny	Washington	5-2 W	3-31-91	Buffalo	Don Beaupre
1991-92 (9)	114.	Pat LaFontaine	San Jose	7-1 W	11-12-91	San Jose	Arturs Irbe (1)
							Jeff Hackett (2)
	115.	Dave Andreychuk (7)	Boston	4-7 L	11-23-91	Boston	Matt Delguidice
	116.	Tony Tanti	Edmonton	4-4 T	12-20-91	Buffalo	Bill Ranford
	# 117.	Alexander Mogilny (2)	N.Y. Islanders	5-2 W	1-3-92	Buffalo	Glenn Healy (2)
							Steve Weeks (1)
	118.	Pat LaFontaine (2)	Edmonton	8-2 W	1-10-92	Buffalo	Bill Ranford
	119.	Pat LaFontaine (3)	Montreal	4-3 W	1-25-92	Montreal	Patrick Roy
	120.	Dale Hawerchuk (2)	San Jose	7-6 W	2-14-92	Buffalo	Jarmo Myllys
	121.	Pat LaFontaine (4)	New Jersey	5-4 W	3-6-92	Buffalo	Craig Billington
	*122.	Dave Andreychuk (8)	Los Angeles	8-2 W	3-19-92	Los Angeles	Kelly Hrudey (3)
							Steve Weeks (1)
1992-93 (10)	123.	Alexander Mogilny (3)	Quebec	4-5 L	10-8-92	Buffalo	Ron Hextall
	*124.	Dave Andreychuk (9)	Hartford	8-2 W	11-13-92	Buffalo	Sean Burke (3)
							Frank Pietrangelo (1)
	125.	Alexander Mogilny (4)	Boston	5-2 W	12-9-92	Buffalo	Andy Moog
	# 126.	Alexander Mogilny (5)	Washington	4-1 W	12-23-92	Buffalo	Don Beaupre
	127.	Alexander Mogilny (6)	N.Y. Rangers	11-6 W	12-31-92	Buffalo	John Vanbiesbrouck (2)
							Mike Richter (1)
	128.	Yuri Khmylev	N.Y. Rangers	11-6 W	12-31-92	Buffalo	Mike Richter
	129.	Alexander Mogilny (7)	Ottawa	7-2 W	1-2-93	Ottawa	Daniel Berthiaume
	130.	Pat LaFontaine (5)	Calgary	5-3 W	1-10-93	Buffalo	Mike Vernon
	# *131.	Alexander Mogilny (8)	Winnipeg	6-2 W	2-10-93	Winnipeg	Bob Essensa
	*132.	Alexander Mogilny (9)	Detroit	10-7 W	2-24-93	Buffalo	Tim Cheveldae
1993-94 (2)	133.	Alexander Mogilny (10)	Winnipeg	6-0 W	11-19-93	Buffalo	Bob Essensa (2)
							Stefan Beauregard (1)
	# 134.	Derek Plante	Tampa Bay	3-0 W	12-1-93	Tampa Bay	Daren Puppa
1994-95 (1)	135.	Donald Audette	Ottawa	7-0 W	3-30-95	Buffalo	Craig Billington
1995-96 (3)	136.	Donald Audette (2)	San Jose	7-2 W	11-8-95	Buffalo	Wade Flaherty
	137.	Jason Dawe	Montreal	7-6 W	1-6-96	Montreal	Jocelyn Thibault
	138.	Pat LaFontaine (6)	Florida	6-1 W	2-25-96	Buffalo	John Vanbiesbrouck
1996-97 (2)	139.	Michal Grosek	Vancouver	6-7 L	12-4-96	Buffalo	Mike Fountain
	140.	Miroslav Satan	N.Y. Rangers	5-1 W	4-4-97	Buffalo	Glenn Healy
1997-98 (2)	# 141.	Jason Dawe (2)	Edmonton	4-4 T	11-10-97	Buffalo	Curtis Joseph
	# 142.	Miroslav Satan (2)	Washington	3-0 W	3-1-98	Washington	Olaf Kolzig (2)
							Empty Net (1)
1998-99 (2)	# 143.	Geoff Sanderson (1)	Toronto	6-3 W	10-31-98	Toronto	Felix Potvin
	# 144.	Dixon Ward (1)	N.Y. Rangers	4-2 W	11-25-98	Buffalo	Dan Cloutier
1999-00 (2)	# 145.	Miroslav Satan (3)	Ottawa	7-4 W	1-8-00	Ottawa	Ron Tugnutt
	# 146.	Michael Peca (1)	N.Y. Rangers	3-6 L	2-25-00	Buffalo	Mike Richter

* - indicates 4-goal game.
** - indicates 5-goal game.
# - indicates three consecutive and uninterrupted goals (true or natural hat trick). *Note:* Alexander Mogilny's first three scores of a four-goal game at Winnipeg on 2-10-93 (6-2 W) were consecutive and uninterrupted.

Note: Figure in brackets for scorer indicates accumulative total with the Sabres.

SABRE HAT TRICK LEADERS

Rick Martin (21), Gil Perreault (18), Danny Gare (10), Alexander Mogilny (10), Dave Andreychuk (9), Pat LaFontaine (6), Rene Robert (5), Mike Foligno (5), Andre Savard (4), Eddie Shack (3), Gerry Meehan (3), Jim Lorentz (3), Craig Ramsay (3), Miroslav Satan (3)

HAT TRICKS AGAINST THE SABRES

SEASON	NO.	PLAYER	OPPONENT	SCORE	DATE	PLACE	GOALIE(S)
1970-71 (3)	1.	Dave Balon	N.Y. Rangers	2-7 L	12-22-70	Buffalo	Roger Crozier
	*2.	Rosaire Paiement	Vancouver	3-6 L	2-9-71	Vancouver	Roger Crozier
	3.	Garry Unger	St. Louis	0-9 L	3-13-71	St. Louis	Joe Daley
1971-72 (4)	4.	Bill Goldsworthy	Minnesota	1-5 L	10-23-71	Minnesota	Dave Dryden
	5.	Nick Libett	Detroit	1-3 L	1-27-72	Buffalo	Roger Crozier (2)
							Empty Net (1)
	6.	Darryl Sittler	Toronto	1-4 L	2-19-72	Toronto	Roger Crozier
	7.	Jim Johnston	California	3-6 L	3-8-72	California	Dave Dryden (1)
							Roger Crozier (2)
1972-73 (6)	*8.	Bob Schmautz	Vancouver	5-9 L	11-19-72	Vancouver	Dave Dryden
	9.	Pete Stemkowski	N.Y. Rangers	2-4 L	1-11-73	Buffalo	Dave Dryden
	*10.	Phil Esposito	Boston	0-6 L	1-14-73	Boston	Dave Dryden
	11.	Bill Flett	Philadelphia	3-4 L	1-21-73	Buffalo	Dave Dryden
	12.	Keith McCreary	Atlanta	5-8 L	1-28-73	Buffalo	Roger Crozier
	13.	Rey Comeau	Atlanta	5-8 L	1-28-73	Buffalo	Roger Crozier
1973-74 (2)	14.	Yvan Cournoyer	Montreal	1-7 L	12-22-73	Montreal	Roger Crozier
	15.	Billy Harris	N.Y. Islanders	4-3 W	3-3-74	Buffalo	Dave Dryden
1974-75 (3)	16.	Bob Nevin	Los Angeles	1-4 L	10-13-74	Buffalo	Gary Bromley
	17.	Don Kozak	Los Angeles	2-7 L	10-24-74	Los Angeles	Gary Bromley
	18.	Guy Lapointe	Montreal	8-6 W	11-13-74	Montreal	Gary Bromley
1975-76 (3)	19.	Larry Romanchych	Atlanta	4-7 L	12-14-75	Buffalo	Gerry Desjardins
	20.	Butch Goring	Los Angeles	6-9 L	1-1-76	Buffalo	Gerry Desjardins
	21.	Rick Kehoe	Pittsburgh	7-6 W	3-10-76	Pittsburgh	Al Smith
1976-77 (2)	22.	Bernie Federko	St. Louis	5-6 L	2-5-77	St. Louis	Gerry Desjardins
	23.	Marcel Dionne	Los Angeles	1-5 L	2-27-77	Buffalo	Don Edwards (2)
							Bob Sauve (1)
1977-78 (0)		None					
1978-79 (3)	24.	Guy Lafleur	Montreal	1-8 L	12-2-78	Montreal	Bob Sauve
	25.	Wayne Cashman	Boston	3-7 L	12-31-78	Buffalo	Don Edwards
	26.	Lanny McDonald	Toronto	3-6 L	4-1-79	Buffalo	Don Edwards
1979-80 (2)	27.	Blaine Stoughton	Hartford	3-5 L	11-21-79	Hartford	Don Edwards
	28.	Bernie Federko (2)	St. Louis	2-3 L	2-9-80	St. Louis	Don Edwards
1980-81 (3)	*29.	Mark Napier	Montreal	5-6 L	12-3-80	Buffalo	Bob Sauve
	30.	Dan Labraaten	Calgary	4-4 T	2-14-81	Calgary	Don Edwards
	31.	Dwight Foster	Boston	4-6 L	3-1-81	Boston	Don Edwards

1981-82 (2)	32.	Stan Smyl	Vancouver	3-4 L	1-27-82	Vancouver	Don Edwards
	33.	Wayne Gretzky	Edmonton	3-6 L	2-24-82	Buffalo	Don Edwards
1982-83 (5)	34.	Peter Stastny	Quebec	4-6 L	10-6-82	Buffalo	Bob Sauve
	35.	Peter Stastny (2)	Quebec	4-6 L	10-9-82	Quebec	Bob Sauve
	36.	John Paul Kelly	Los Angeles	2-7 L	2-10-83	Los Angeles	Jacques Cloutier
	37.	Tim Young	Minnesota	1-5 L	3-8-83	Minnesota	Phil Myre
	38.	Darcy Rota	Vancouver	3-8 L	3-12-83	Vancouver	Phil Myre
1983-84 (2)	39.	Anton Stastny	Quebec	2-9 L	10-8-83	Quebec	Bob Sauve
	40.	Wayne Babych	St. Louis	2-8 L	12-6-83	St. Louis	Bob Sauve
1984-85 (0)		None					
1985-86 (3)	41.	Paul Lawless	Hartford	4-6 L	12-13-85	Buffalo	Tom Barrasso
	42.	Steve Kasper	Boston	6-6 T	12-31-85	Buffalo	Tom Barrasso
	43.	Steve Larmer	Chicago	7-6 W	3-12-86	Chicago	Tom Barrasso
1986-87 (6)	*44.	Wendel Clark	Toronto	5-5 T	10-11-86	Toronto	Daren Puppa
	45.	Mario Lemieux	Pittsburgh	3-7 L	10-17-86	Buffalo	Tom Barrasso
	46.	Michel Goulet	Quebec	1-6 L	11-21-86	Buffalo	Jacques Cloutier
	47.	Brent Ashton	Quebec	0-7 L	12-13-86	Quebec	Tom Barrasso (2) Jacques Cloutier (1)
	48.	Peter Zezel	Philadelphia	4-7 L	1-28-87	Buffalo	Jacques Cloutier
	49.	Tony McKegney	N.Y. Rangers	3-6 L	2-24-87	Buffalo	Tom Barrasso (2) Empty Net (1)
1987-88 (10)	50.	Ron Francis	Hartford	1-9 L	11-18-87	Hartford	Daren Puppa (2) Jacques Cloutier (1)
	51.	Bob Carpenter	Los Angeles	5-8 L	11-22-87	Buffalo	Daren Puppa (1) Jacques Cloutier (2)
	52.	Bernie Nicholls	Los Angeles	5-8 L	11-22-87	Buffalo	Daren Puppa (2) Empty Net (1)
	*53.	Joe Nieuwendyk	Calgary	1-7 L	12-13-87	Buffalo	Daren Puppa
	54.	Cam Neely	Boston	1-5 L	1-16-88	Boston	Tom Barrasso
	55.	Peter Stastny (3)	Quebec	5-6 L	2-21-88	Buffalo	Tom Barrasso
	56.	Hakan Loob	Calgary	4-10 L	3-12-88	Calgary	Tom Barrasso (2) Jacques Cloutier (1)
	57.	Tony Tanti	Vancouver	7-5 W	3-13-88	Vancouver	Tom Barrasso
	58.	Geoff Courtnall	Edmonton	4-6 L	3-15-88	Edmonton	Jacques Cloutier
	59.	Stephane Richer	Montreal	4-9 L	4-2-88	Montreal	Daren Puppa
1988-89 (4)	60.	Joe Mullen	Calgary	0-9 L	11-5-88	Calgary	Tom Barrasso (1) Daren Puppa (2)
	61.	Trevor Linden	Vancouver	2-4 L	11-22-88	Vancouver	Daren Puppa (2) Empty Net (1)
	62.	Wayne Gretzky (2)	Los Angeles	3-5 L	2-4-89	Los Angeles	Darcy Wakaluk (2) Empty Net (1)
	63.	Mario Lemieux (2)	Pittsburgh	3-7 L	2-14-89	Pittsburgh	Jacques Cloutier
1989-90 (2)	64.	Pat LaFontaine	N.Y. Islanders	2-4 L	12-31-89	Buffalo	Daren Puppa
	65.	Vincent Damphousse	Toronto	3-4 L	3-16-90	Buffalo	Daren Puppa
1990-91 (1)	66.	Bryan Fogarty	Quebec	2-4 L	12-1-90	Quebec	Clint Malarchuk
1991-92 (5)	67.	Owen Nolan	Quebec	5-4 W	10-12-91	Quebec	Daren Puppa
	68.	Murray Craven	Hartford	6-6 T	12-7-91	Hartford	Clint Malarchuk
	69.	Steve Yzerman	Detroit	4-4 T	1-29-92	Detroit	Daren Puppa
	70.	Kevin Miller	Detroit	4-9 L	2-12-92	Buffalo	Daren Puppa
	*71.	Joe Sakic	Quebec	3-7 L	4-14-92	Quebec	Clint Malarchuk
1992-93 (5)	72.	Joe Juneau	Boston	2-5 L	1-12-93	Boston	Daren Puppa
	73.	Sergei Nemchinov	N.Y. Rangers	6-4 W	1-29-93	Buffalo	Tom Draper
	74.	Kelly Buchberger	Edmonton	4-5 L	1-31-93	Buffalo	Tom Draper
	*75.	Brian Bellows	Montreal	4-8 L	2-27-93	Montreal	Grant Fuhr
	76.	Kevin Dineen	Philadelphia	4-7 L	4-15-93	Buffalo	Grant Fuhr (1) Dominik Hasek (2)
1993-94 (1)	77.	Shawn Burr	Detroit	4-6 L	10-18-93	Buffalo	Grant Fuhr
1994-95 (0)		None					
1995-96 (4)	78.	Pierre Turgeon	Montreal	7-6 W	1-6-96	Montreal	John Blue (2) Martin Biron (1)
	79.	Gary Roberts	Calgary	1-3 L	1-12-96	Calgary	Dominik Hasek
	80.	Russ Courtnall	Vancouver	2-5 L	3-6-96	Vancouver	Dominik Hasek
	*81.	Peter Bondra	Washington	1-5 L	4-3-96	Buffalo	Andrei Trefilov
1996-97 (4)	82.	Ray Sheppard	Florida	3-4 L	11-26-96	Florida	Andrei Trefilov (2) Dominik Hasek (1)
	83.	Bill Guerin	New Jersey	6-5 W	12-31-96	Buffalo	Dominik Hasek
	84.	Paul Kariya	Anaheim	2-5 L	1-10-97	Anaheim	Dominik Hasek
	*85.	Jaroslav Svejkovsky	Washington	3-8 L	4-13-97	Buffalo	Steve Shields
1997-98 (0)		None					
1998-99 (2)	86.	Teemu Selanne	Anaheim	2-7 L	1-1-99	Buffalo	Dominik Hasek
	87.	Vyacheslav Kozlov	Detroit	4-4 T	2-21-99	Buffalo	Dwayne Roloson
1999-00 (2)	88.	Pavel Bure	Florida	2-4 L	12-17-99	Buffalo	Martin Biron (2) Empty Net (1)
	89.	Petr Nedved	NY Rangers	3-6 L	2-25-00	Buffalo	Dominik Hasek (2) Empty Net (1)

* - indicates 4-goal game.

Note: Figure in brackets for scorer indicates accumulative total against the Sabres.

OPPONENT HAT TRICK LEADERS

Peter Stastny (3), Bernie Federko (2), Wayne Gretzky (2), Mario Lemieux (2)

SABRES SHUTOUTS

SEASON	NO.	GOALTENDER	OPPONENT	SCORE	DATE	PLACE	SAVES
1970-71 (3)	1.	Roger Crozier	Minnesota	1-0	12-6-70	Buffalo	24
	2.	Joe Daley	California	3-0	2-12-71	Buffalo	26
	3.	Dave Dryden	Minnesota	5-0	3-14-71	Minnesota	35
1971-72 (2)	4.	Roger Crozier (2)	Los Angeles	2-0	12-2-71	Buffalo	31
	5.	Roger Crozier (3)	Vancouver	1-0	1-20-72	Buffalo	29
1972-73 (6)	6.	Roger Crozier (4)	Vancouver	6-0	10-19-72	Buffalo	31
	7.	Roger Crozier (5)	California	0-0	11-9-72	Buffalo	23
	8.	Roger Crozier (6)	Pittsburgh	1-0	11-12-72	Buffalo	18
	9.	Dave Dryden (2)	Toronto	4-0	12-17-72	Buffalo	21
	10.	Dave Dryden (3)	Philadelphia	2-0	1-7-73	Buffalo	35
	11.	Dave Dryden (4)	California	4-0	2-8-73	Buffalo	24
1973-74 (1)	12.	Dave Dryden (5)	St. Louis	1-0	1-13-74	Buffalo	18
1974-75 (7)	13.	Gary Bromley	St. Louis	2-0	10-26-74	St. Louis	21
	14.	Roger Crozier (7)	Atlanta	4-0	11-17-74	Buffalo	25
	15.	Gary Bromley (2)	Minnesota	5-0	12-8-74	Buffalo	14
	16.	Gary Bromley (3)	Washington	4-0	12-22-74	Washington	26
	17.	Roger Crozier (8)	California	4-0	1-15-75	California	26
	18.	Gary Bromley (4)	Kansas City	5-0	1-19-75	Buffalo	20
	19.	Roger Crozier (9)	Los Angeles	5-0	2-27-75	Buffalo	21
1975-76 (3)	20.	Roger Crozier (10)	Detroit	4-0	10-9-75	Buffalo	18
	21.	Gerry Desjardins	Boston	4-0	11-5-75	Buffalo	16
	22.	Gerry Desjardins (2)	Pittsburgh	6-0	1-11-76	Buffalo	28
1976-77 (5)	23.	Gerry Desjardins (3)	Vancouver	4-0	10-20-76	Buffalo	29
	24.	Gerry Desjardins (4)	St. Louis	5-0	11-10-76	Buffalo	38
	25.	Gerry Desjardins (5)	Colorado	3-0	1-16-77	Buffalo	21
	26.	Don Edwards	Chicago	3-0	2-16-77	Buffalo	23
	27.	Don Edwards (2)	Philadelphia	2-0	2-24-77	Buffalo	25
1977-78 (5)	28.	Don Edwards (3)	Montreal	4-0	10-30-77	Montreal	34
	29.	Don Edwards (4)	Vancouver	3-0	12-11-77	Buffalo	19
	30.	Don Edwards (5)	N.Y. Rangers	2-0	2-9-78	Buffalo	25
	31.	Don Edwards (6)	Los Angeles	5-0	2-16-78	Buffalo	29
	32.	Don Edwards (7)	Philadelphia	4-0	2-23-78	Buffalo	20
1978-79 (2)	33.	Don Edwards (8)	Toronto	1-0	10-19-78	Buffalo	19
	34.	Don Edwards (9)	Washington	2-0	11-11-78	Washington	25
1979-80 (6)	35.	Bob Sauve	Quebec	3-0	10-27-79	Quebec	19
	36.	Bob Sauve (2)	Chicago	0-0	10-31-79	Chicago	20
	37.	Bob Sauve (3)	Washington	2-0	12-2-79	Buffalo	20
	38.	Don Edwards (10)	Detroit	4-0	12-10-79	Buffalo	14
	39.	Bob Sauve (4)	Vancouver	3-0	2-3-80	Buffalo	22
	40.	Don Edwards (11)	Pittsburgh	9-0	2-7-80	Buffalo	25
1980-81 (5)	41.	Bob Sauve (5)	Edmonton	2-0	10-15-80	Buffalo	15
	42.	Don Edwards (12)	N.Y. Rangers	4-0	1-18-81	Buffalo	30
	43.	Don Edwards (13)	Winnipeg	4-0	2-1-81	Buffalo	23
	44.	Don Edwards (14)	Philadelphia	4-0	2-5-81	Philadelphia	31
	45.	Bob Sauve (6)	Calgary	4-0	3-4-81	Buffalo	24
1981-82 (0)		None					
1982-83 (1)	46.	Bob Sauve (7)	Quebec	0-0	2-5-83	Quebec	22
1983-84 (2)	47.	Tom Barrasso	Los Angeles	4-0	1-18-84	Los Angeles	30
	48.	Tom Barrasso (2)	New Jersey	6-0	3-24-84	New Jersey	24
1984-85 (5)	49.	Tom Barrasso (3)	Toronto	6-0	12-26-84	Buffalo	22
	50.	Tom Barrasso (4)	Winnipeg	4-0	12-28-84	Buffalo	14
	51.	Tom Barrasso (5)	Boston	3-0	1-10-85	Boston	20
	52.	Tom Barrasso (6)	Hartford	2-0	1-19-85	Hartford	14
	53.	Tom Barrasso (7)	Washington	4-0	3-2-85	Washington	23
1985-86 (4)	54.	Tom Barrasso (8)	Montreal	6-0	10-16-85	Montreal	25
	55.	Daren Puppa	Edmonton	2-0	11-1-85	Edmonton	37
	56.	Tom Barrasso (9)	Hartford	2-0	11-19-85	Hartford	23
	57.	Jacques Cloutier	Philadelphia	1-0	3-27-86	Philadelphia	30
1986-87 (2)	58.	Tom Barrasso (10)	Montreal	0-0	10-15-86	Buffalo	28
	59.	Tom Barrasso (11)	Hartford	6-0	4-5-87	Buffalo	14

SABRES SHUTOUTS Continued

1987-88 (2)	60.	Tom Barrasso (12)	St. Louis	3-0	2-16-88	St. Louis	25
	61.	Tom Barrasso (13)	Boston	3-0	3-6-88	Buffalo	32
1988-89 (2)	62.	Daren Puppa (2)	N.Y. Islanders	3-0	11-12-88	New York	34
	63.	Clint Malarchuk	N.Y. Rangers	2-0	3-8-89	New York	32
1989-90 (1)	64.	Daren Puppa (3)	Hartford	5-0	3-10-90	Hartford	31
1990-91 (3)	65.	Clint Malarchuk (2)	Hartford	5-0	10-28-90	Buffalo	29
	66.	Daren Puppa (4)	Chicago	5-0	12-28-90	Buffalo	33
	67.	Daren Puppa (5)	Winnipeg	2-0	2-10-91	Winnipeg	24
1991-92 (1)	68.	Tom Draper	Chicago	2-0	11-22-91	Buffalo	29
1992-93 (0)		None					
1993-94 (9)	69.	Grant Fuhr	Winnipeg	6-0	11-19-93	Buffalo	22
	70.	Dominik Hasek	Toronto	3-0	11-29-93	Toronto	24
	71.	Dominik Hasek (2)	Tampa Bay	3-0	12-1-93	Tampa Bay	33
	72.	Dominik Hasek (3)	Hartford	3-0	12-11-93	Hartford	25
	73.	Dominik Hasek (4)	Los Angeles	2-0	12-17-93	Buffalo	27
	74.	Dominik Hasek (5)	Montreal	5-0	12-23-93	Buffalo	25
	75.	Dominik Hasek (6)	Anaheim	3-0	3-9-94	Anaheim	24
	76.	Grant Fuhr (2)	Boston	5-0	4-1-94	Buffalo	31
	77.	Dominik Hasek (7)	Montreal	1-0	4-8-94	Buffalo	31
1994-95 (5)	78.	Dominik Hasek (8)	Washington	1-0	2-2-95	Washington	33
	79.	Dominik Hasek (9)	Florida	3-0	3-24-95	Buffalo	28
	80.	Dominik Hasek (10)	Ottawa	7-0	3-30-95	Buffalo	35
	81.	Dominik Hasek (11)	Florida	5-0	4-26-95	Buffalo	31
	82.	Dominik Hasek (12)	Montreal	2-0	5-1-95	Buffalo	32
1995-96 (2)	83.	Dominik Hasek (13)	Ottawa	6-0	11-19-95	Buffalo	31
	84.	Dominik Hasek (14)	St. Louis	2-0	11-27-95	St. Louis	30
1996-97 (5)	85.	Dominik Hasek (15)	Colorado	0-0	11-2-96	Colorado	32
	86.	Dominik Hasek (16)	Tampa Bay	3-0	11-27-96	Tampa Bay	32
	87.	Dominik Hasek (17)	Ottawa	3-0	11-29-96	Buffalo	31
	88.	Dominik Hasek (18)	Boston	4-0	12-14-96	Boston	29
	89.	Dominik Hasek (19)	New Jersey	0-0	12-23-96	New Jersey	37
1997-98 (13)	90.	Dominik Hasek (20)	Boston	5-0	11-20-97	Boston	29
	91.	Dominik Hasek (21)	Anaheim	4-0	12-3-97	Buffalo	29
	92.	Dominik Hasek (22)	Tampa Bay	4-0	12-5-97	Buffalo	38
	93.	Dominik Hasek (23)	Montreal	1-0	12-19-97	Buffalo	42
	94.	Dominik Hasek (24)	N.Y. Rangers	2-0	12-21-97	New York	33
	95.	Dominik Hasek (25)	N.Y. Rangers	3-0	12-26-97	Buffalo	28
	96.	Dominik Hasek (26)	Ottawa	3-0	12-31-97	Buffalo	36
	97.	Dominik Hasek (27)	Washington	3-0	3-1-98	Washington	36
	98.	Dominik Hasek (28)	N.Y. Rangers	1-0	3-2-98	New York	33
	99.	Dominik Hasek (29)	Pittsburgh	3-0	3-15-98	Buffalo	22
	100.	Dominik Hasek (30)	Calgary	2-0	3-24-98	Calgary	29
	101.	Dominik Hasek (31)	Edmonton	1-0	3-27-98	Edmonton	20
	102.	Dominik Hasek (32)	Los Angeles	4-0	4-1-98	Buffalo	37
1998-99 (10)	103.	Dominik Hasek (33)	Colorado	3-0	10-10-98	Colorado	32
	104.	Dominik Hasek (34)	N.Y. Rangers	0-0	10-27-98	New York	16
	105.	Dominik Hasek (35)	Washington	2-0	11-12-98	Washington	23
	106.	Dominik Hasek (36)	Philadelphia	3-0	12-4-98	Buffalo	31
	107.	Dominik Hasek (37)	N.Y. Rangers	2-0	12-11-98	Buffalo	16
	108.	Dominik Hasek (38)	Tampa Bay	2-0	12-23-98	Buffalo	38
	109.	Dominik Hasek (39)	New Jersey	2-0	12-26-98	New Jersey	34
	110.	Dominik Hasek (40)	Florida	4-0	1-18-99	Florida	33
	111.	Dwayne Roloson (1)	Vancouver	2-0	2-28-99	Vancouver	15
	112.	Dominik Hasek (41)	Washington	3-0	4-18-99	Buffalo	25
1999-00 (8)	113.	Martin Biron (1)	Atlanta	4-0	11-19-99	Atlanta	18
	114.	Martin Biron (2)	Ottawa	0-0	12-8-99	Buffalo	30
	115.	Martin Biron (3)	Boston	0-0	1-13-00	Boston	39
	116.	Martin Biron (4)	Anaheim	5-0	1-17-00	Anaheim	17
	117.	Martin Biron (5)	Ottawa	1-0	1-28-00	Buffalo	21
	118.	Dominik Hasek (42)	Colorado	2-0	2-8-00	Colorado	24
	119.	Dominik Hasek (43)	Montreal	2-0	4-1-00	Montreal	27
	120.	Dominik Hasek (44)	New Jersey	5-0	4-6-00	New Jersey	32

SABRE SHUTOUT LEADERS

Dominik Hasek (44), Don Edwards (14), Tom Barrasso (13), Roger Crozier (10), Bob Sauve (7), Martin Biron (5), Dave Dryden (5), Gerry Desjardins (5), Daren Puppa (5), Gary Bromley (4), Clint Malarchuk (2), Grant Fuhr (2), Joe Daley (1), Jacques Cloutier (1), Tom Draper (1), Dwayne Roloson (1)

Note: Figure in brackets for goaltender indicates accumulative total with the Sabres.

SHUTOUTS AGAINST THE SABRES

SEASON	NO.	GOALTENDER	OPPONENT	SCORE	DATE	PLACE	SAVES
1970-71 (9)	1.	Ed Giacomin	N.Y. Rangers	3-0	10-14-70	New York	15
	2.	Phil Myre	Montreal	3-0	10-15-70	Buffalo	14
	3.	Tony Esposito	Chicago	4-0	10-25-70	Buffalo	27
	4.	Cesar Maniago	Minnesota	3-0	11-21-70	Minnesota	22
	5.	Bruce Gamble	Toronto	4-0	12-13-70	Buffalo	17
	6.	Ed Giacomin (2)	N.Y. Rangers	4-0	12-16-70	New York	20
	7.	Jacques Plante	Toronto	2-0	12-19-70	Toronto	24
	8.	Jacques Plante (2)	Toronto	2-0	2-27-71	Toronto	28
	9.	Glenn Hall	St. Louis	9-0	3-13-71	St. Louis	27
1971-72 (3)	10.	Doug Favell	Philadelphia	5-0	12-16-71	Philadelphia	35
	11.	Jim Rutherford	Pittsburgh	2-0	2-17-72	Buffalo	23
	12.	Ken Dryden	Montreal	4-0	2-20-72	Buffalo	32
1972-73 (4)	13.	Marv Edwards	California	0-0	11-9-72	Buffalo	28
	14.	Rogie Vachon	Los Angeles	2-0	12-23-72	Los Angeles	20
	15.	Ed Johnston	Boston	6-0	1-14-73	Boston	20
	16.	Jacques Caron	St. Louis	2-0	3-13-73	St. Louis	23
1973-74 (3)	17.	Gilles Meloche	California	2-0	11-18-73	Buffalo	27
	18.	Dan Bouchard	Atlanta	3-0	1-9-74	Atlanta	32
	19.	Gilles Gilbert	Boston	4-0	3-12-74	Boston	27
1974-75 (1)	20.	Bernie Parent	Philadelphia	6-0	2-1-75	Philadelphia	26
1975-76 (2)	21.	Gary Smith	Vancouver	4-0	11-25-75	Vancouver	35
	22.	Glenn Resch	N.Y. Islanders	3-0	12-7-75	Buffalo	22
1976-77 (3)	23.	Ed Giacomin (3)	Detroit	4-0	10-9-76	Detroit	20
	24.	Glenn Resch (2)	N.Y. Islanders	3-0	12-4-76	New York	33
	25.	Gary Edwards (2)	Cleveland	3-0	1-23-77	Buffalo	27
1977-78 (3)	26.	Mike Veisor	Chicago	2-0	10-16-77	Buffalo	34
	27.	Ron Grahame	Boston	2-0	11-23-77	Buffalo	21
	28.	Ron Low	Detroit	7-0	3-28-78	Detroit	25
1978-79 (3)	29.	Mike Palmateer	Toronto	2-0	10-18-78	Toronto	21
	30.	Mario Lessard	Los Angeles	6-0	10-26-78	Los Angeles	18
	31.	Glenn Resch (3)	N.Y. Islanders	2-0	3-31-79	New York	32
1979-80 (2)	32.	Jim Rutherford (2)	Detroit	4-0	10-25-79	Detroit	26
	33.	Tony Esposito (2)	Chicago	0-0	10-31-79	Chicago	21
1980-81 (0)		None					
1981-82 (1)	34.	Rick Wamsley	Montreal	9-0	10-10-81	Montreal	22
1982-83 (4)	35.	Murray Bannerman	Chicago	4-0	10-20-82	Chicago	37
	36.	Pete Peeters	Boston	4-0	1-20-83	Boston	20
	37.	Dan Bouchard (2)	Quebec	0-0	2-5-83	Quebec	22
	38.	Brian Hayward	Winnipeg	6-0	3-9-83	Winnipeg	24
1983-84 (2)	39.	Billy Smith	N.Y. Islanders	4-0	11-5-83	New York	25
	40.	Andy Moog	Edmonton	7-0	11-18-83	Edmonton	29
1984-85 (0)		None					
1985-86 (2)	41.	Pat Riggin	Boston	4-0	1-4-86	Boston	24
	42.	Bob Froese	Philadelphia	4-0	2-12-86	Buffalo	28
1986-87 (4)	43.	Patrick Roy	Montreal	0-0	10-15-86	Buffalo	23
	44.	Mike Liut	Hartford	3-0	11-26-86	Hartford	27
	45.	Clint Malarchuk	Quebec	7-0	12-13-86	Quebec	28
	46.	Don Beaupre	Minnesota	5-0	1-20-87	Minnesota	27

1987-88 (4)	47.	Grant Fuhr	Edmonton	5-0	11-7-87	Edmonton	26
	48.	Rejean Lemelin	Boston	9-0	12-22-87	Boston	33
	49.	Rejean Lemelin (2)	Boston	2-0	12-31-87	Buffalo	17
	50.	Greg Stefan	Detroit	4-0	3-1-88	Detroit	19
1988-89 (3)	51.	Rick Wamsley (2)	Calgary	9-0	11-5-88	Calgary	21
	52.	Peter Sidorkiewicz	Hartford	9-0	12-6-88	Hartford	31
	53.	Jon Casey	Minnesota	3-0	3-18-89	Minnesota	27
1989-90 (4)	54.	Grant Fuhr (2)	Edmonton	3-0	11-17-89	Edmonton	30
	55.	Mark Fitzpatrick	N.Y. Islanders	3-0	12-5-89	New York	32
	56.	Patrick Roy (2)	Montreal	1-0	2-3-90	Montreal	30
	57.	Glenn Healy	N.Y. Islanders	1-0	2-4-90	Buffalo	39
1990-91 (2)	58.	John Vanbiesbrouck	N.Y. Rangers	5-0	11-26-90	New York	27
	59.	Jeff Reese	Toronto	3-0	2-17-91	Buffalo	28
1991-92 (3)	60.	Patrick Roy (3)	Montreal	5-0	11-2-91	Montreal	15
	61.	Craig Billington	New Jersey	3-0	12-28-91	New Jersey	26
	62.	Darcy Wakaluk	Minnesota	2-0	2-7-92	Buffalo	39
1992-93 (3)	63.	Patrick Roy (4)	Montreal	3-0	11-30-92	Montreal	23
	64.	Andy Moog (2)	Boston	2-0	3-24-93	Buffalo	21
	65.	Andy Moog (3)	Boston	3-0	4-4-93	Buffalo	31
1993-94 (4)	66.	Chris Terreri	New Jersey	4-0	11-17-93	New Jersey	30
	67.	Mike Richter	N.Y. Rangers	2-0	12-13-93	New York	28
	68.	Tommy Soderstrom	Philadelphia	2-0	12-27-93	Buffalo	30
	69.	Daren Puppa	Tampa Bay	4-0	1-24-94	Tampa Bay	23
1994-95 (0)		None					
1995-96 (5)	70.	Darcy Wakaluk (2)	Dallas	3-0	10-24-95	Dallas	27
	71.	Tom Barrasso	Pittsburgh	1-0	1-17-96	Buffalo	31
	72.	Jim Carey	Washington	1-0	1-26-96	Washington	20
	73.	Kirk McLean	Vancouver	3-0	3-3-96	Buffalo	32
	74.	Eric Fichaud	N.Y. Islanders	3-0	4-6-96	New York	20
1996-97 (10)	75.	Rick Tabaracci	Calgary	3-0	10-6-96	Calgary	19
	76.	Corey Schwab	Tampa Bay	4-0	10-15-96	Buffalo	22
	77.	Andy Moog (4)	Dallas	2-0	10-30-96	Dallas	24
	78.	Patrick Roy (5)	Colorado	0-0	11-2-96	Colorado	20
	79.	Ken Wregget	Pittsburgh	3-0	11-12-96	Pittsburgh	25
	80.	Mike Richter (2)	N.Y. Rangers	3-0	12-13-96	Buffalo	30
	81.	Martin Brodeur	New Jersey	0-0	12-23-96	New Jersey	37
	82.	Patrick Lalime	Pittsburgh	2-0	12-28-96	Pittsburgh	21
	83.	Ron Tugnutt	Ottawa	2-0	4-2-97	Buffalo	15
	84.	Ron Tugnutt (2)	Ottawa	1-0	4-12-97	Ottawa	17
1997-98 (4)	85.	Ron Tugnutt (3)	Ottawa	3-0	12-6-97	Ottawa	25
	86.	Tommy Salo	N.Y. Islanders	4-0	12-17-97	New York	28
	87.	Ron Hextall	Philadelphia	3-0	1-20-98	Philadelphia	29
	88.	Damian Rhodes	Ottawa	1-0	4-5-98	Buffalo	22
1998-99 (3)	89.	Olaf Kolzig	Washington	1-0	10-23-98	Buffalo	30
	90.	Mike Richter (3)	N.Y. Rangers	0-0	10-27-98	New York	24
	91.	Nikolai Khabibulin	Phoenix	1-0	1-11-99	Phoenix	23
1999-00 (7)	92.	Chris Osgood	Detroit	2-0	10-2-99	Detroit	22
	93.	Ron Tugnutt (4)	Ottawa	4-0	10-23-99	Ottawa	19
	94.	John Grahame	Boston	3-0	10-30-99	Boston	26
	95.	Jamie McLennan	St. Louis	2-0	11-26-99	Buffalo	19
	96.	Ron Tugnutt (5)	Ottawa	0-0	12-8-99	Buffalo	30
	97.	Byron Dafoe	Boston	0-0	1-13-00	Boston	23
	98.	Byron Dafoe (2)	Boston	1-0	1-29-00	Boston	25

SABRES FACT

The longest scoreless streak in Sabre history started in the team's very first game on October 10, 1970. It lasted until October 17, and was 183:54 in duration.

1-0 GAMES INVOLVING THE SABRES

Regular Season

Date	Opponent	Goal Scorer	Winning Goalie	Sabres Record
12-6-70	vs. Minnesota	R. Anderson	R. Crozier (Buf.)	1-0
1-20-72	vs. Vancouver	D. Luce	R. Crozier (Buf.)	2-0
11-12-72	vs. Pittsburgh	S. Atkinson	R. Crozier (Buf.)	3-0
1-13-74	vs. St. Louis	G. Perreault	D. Dryden (Buf.)	4-0
10-19-78	vs. Toronto	C. Ramsay	D. Edwards (Buf.)	5-0
3-27-86	at Philadelphia	G. Perreault	J. Cloutier (Buf.)	6-0
2-3-90	at Montreal	S. Richer	P. Roy (Mtl.)	6-1
2-4-90	vs. N.Y. Islanders	D. King	G. Healy (N.Y.I.)	6-2
4-8-94	vs. Montreal	D. Audette	D. Hasek (Buf.)	7-2
2-2-95	at Washington	D. Hawerchuk	D. Hasek (Buf.)	8-2
1-17-96	vs. Pittsburgh	J. Jagr	T. Barrasso (Pit.)	8-3
1-26-96	at Washington	J. Juneau	J. Carey (Wsh.)	8-4
4-12-97	at Ottawa	S. Duchesne	R. Tugnutt (Ott.)	8-5
12-19-97	vs. Montreal	D. Audette	D. Hasek (Buf.)	9-5
3-2-98	at N.Y. Rangers	A. Zhitnik	D. Hasek (Buf.)	10-5
3-27-98	at Edmonton	M. Satan	D. Hasek (Buf.)	11-5
4-5-98	vs. Ottawa	D. Alfredsson	D. Rhodes (Ott.)	11-6
10-23-98	vs. Washington	J. Svejkovsky	O. Kolzig (Wsh.)	11-7
1-11-99	at Phoenix	D. Drake	N. Khabibulin (Phx.)	11-8
1-28-00	vs. Ottawa	J. Patrick	M. Biron (Buf.)	12-8

Playoffs

	Date	Opponent	Goal Scorer	Winning Goalie	Sabres Record
	4-6-83	at Montreal	B. Peterson	B. Sauve (Buf.)	1-0
*	4-27-94	vs. New Jersey	D. Hannan	D. Hasek (Buf.)	2-0
*	4-23-97	at Ottawa	D. Alfredsson	R. Tugnutt (Ott.)	2-1

* - overtime decision

EMPTY NET GOALS

Current Sabres Only

By Sabres	99-00	98-99	97-98	96-97	95-96	94-95
Maxim Afinogenov	1	--	--	--	--	--
Curtis Brown	0	0	1	0	0	0
Michael Peca	0	1	2	1	0	--
Erik Rasmussen	0	1	--	--	--	--
Miroslav Satan	1	2	1	0	--	--
Richard Smehlik	0	1	0	1	0	0
Vaclav Varada	2	1	1	0	0	--
Alexei Zhitnik	0	1	1	1	0	0
Sabres Total	**4**	**8**	**8**	**11**	**4**	**4**
Opponents Total	**6**	**4**	**3**	**6**	**8**	**2**

1999-00 ENG by Opponents: John LeClair (PHI), Pavel Bure (FLA), Petr Sykora (NJ), Scott Gomez (NJ), Petr Nedved (NYR), Sean Hill (CAR)

1998-99 ENG by Opponents: Brian Rolston (NJ), Jaromir Jagr (PIT), Sylvain Lefebvre (COL), Bill Guerin (EDM)

1997-98 ENG by Opponents: Chris Wells (FLA), Randy Cunneyworth (OTT), Eric Daze (CHI)

1996-97 ENG by Opponents: German Titov (CGY), Daniel Lacroix (PHI), Jaromir Jagr (PIT), Doug Gilmour (N.J.), Dave Andreychuk (N.J.), Ian Moran (PIT)

(Buffalo totals are as Sabre only)

SABRES PENALTY SHOTS

GAME - MATCHUP	RESULT
November 5, 1970 at Buffalo - Paul Andrea vs. Vancouver's Dunc Wilson	unsuccessful
December 20, 1973 at Buffalo - John Gould vs. Montreal's Michel Plasse	unsuccessful
January 31, 1974 at Philadelphia - Rick Martin vs. Philadelphia's Bernie Parent	goal
January 25, 1975 at Montreal - Rick Martin vs. Montreal's Michel Larocque	unsuccessful
February 2, 1975 at Buffalo - Don Luce vs. Kansas City's Denis Herron	unsuccessful
October 19, 1975 at Buffalo - Don Luce vs. Washington's Ron Low	unsuccessful
February 4, 1976 at Los Angeles - Gil Perreault vs. Los Angeles' Rogie Vachon	unsuccessful
February 22, 1976 at Buffalo - Rene Robert vs. Montreal's Ken Dryden	unsuccessful
April 1, 1978 at Toronto - Gil Perreault vs. Toronto's Mike Palmateer	unsuccessful
December 19, 1982 at Buffalo - Brent Peterson vs. Quebec's Dan Bouchard	unsuccessful
November 25, 1983 at Buffalo - Gil Perreault vs. Chicago's Murray Bannerman	goal
January 13, 1984 at Buffalo - Brent Peterson vs. Edmonton's Grant Fuhr	unsuccessful
January 14, 1984 at Detroit - Brent Peterson vs. Detroit's Greg Stefan	goal
October 31, 1984 at Buffalo - John Tucker vs. Philadelphia's Pelle Lindbergh	goal
December 26, 1984 at Buffalo - John Tucker vs. Toronto's Rick St. Croix	unsuccessful
November 22, 1986 at Quebec - Dave Andreychuk vs. Quebec's Clint Malarchuk	unsuccessful
November 15, 1987 at Buffalo - Christian Ruuttu vs. Toronto's Ken Wregget	unsuccessful
***April 9, 1988 at Buffalo** - John Tucker vs. Boston's Andy Moog	goal
February 19, 1989 at Buffalo - Mike Foligno vs. Detroit's Glen Hanlon	unsuccessful
October 17, 1990 at Buffalo - Pierre Turgeon vs. Montreal's Patrick Roy	goal
October 12, 1991 at Quebec - Dave McLlwain vs. Quebec's Ron Tugnutt	unsuccessful
January 10, 1992 at Buffalo - Alexander Mogilny vs. Edmonton's Bill Ranford	unsuccessful
February 7, 1992 at Buffalo - Dave Andreychuk vs. Minnesota's Darcy Wakaluk	unsuccessful
November 11, 1992 at Buffalo - Brad May vs. Boston's Andy Moog	goal
November 29, 1992 at Ottawa - Pat LaFontaine vs. Ottawa's Peter Sidorkiewicz	goal
December 17, 1993 at Buffalo - Alexander Mogilny vs. Los Angeles' Robb Stauber	unsuccessful
January 11, 1994 at Chicago - Randy Wood vs. Chicago's Jeff Hackett	goal
February 10, 1994 at Boston - Wayne Presley vs. Boston's Vincent Riendeau	unsuccessful
October 22, 1995 at Buffalo - Dave Hannan vs. St. Louis' Grant Fuhr	unsuccessful
February 3, 1996 at Boston - Randy Burridge vs. Boston's Bill Ranford	unsuccessful
November 21, 1996 at Buffalo - Donald Audette vs. Toronto's Felix Potvin	unsuccessful
April 11, 1998 at Ottawa - Dixon Ward vs. Ottawa's Damian Rhodes	goal
October 9, 1999 at Atlanta – Miroslav Satan vs. Atlanta's Damien Rhodes	goal
December 28, 1999 at Buffalo – Miroslav Satan vs. Detroit's Ken Wregget	unsuccessful
March 4, 2000 at NY Islanders – Miroslav Satan vs. NY Islanders Kevin Weekes	unsuccessful

Shots For: 35 **Goals For:** 11 **Unsuccessful:** 24

* - indicates a playoff game

OPPONENTS PENALTY SHOTS

GAME - MATCHUP	RESULT
October 20, 1971 at Toronto - Paul Henderson of Toronto vs. Roger Crozier	unsuccessful
November 12, 1972 at Buffalo - Lowell McDonald of Pittsburgh vs. Roger Crozier	unsuccessful
March 9, 1973 at Vancouver - Andre Boudrias of Vancouver vs. Roger Crozier	goal
November 13, 1974 at Montreal - Steve Shutt of Montreal vs. Gary Bromley	unsuccessful
December 5, 1974 at Buffalo - Tommy Williams of Washington vs. Gary Bromley	unsuccessful
January 23, 1975 at Buffalo - Pierre Jarry of Detroit vs. Roger Crozier	unsuccessful
February 22, 1981 at Buffalo - Steve Shutt of Montreal vs. Don Edwards	unsuccessful
December 17, 1981 at Philadelphia - Behn Wilson of Philadelphia vs. Don Edwards	goal
March 29, 1983 at Hartford - Blaine Stoughton of Hartford vs. Bob Sauve	goal
March 9, 1984 at Buffalo - Marcel Dionne of Los Angeles vs. Tom Barrasso	goal
January 5, 1985 at N.Y. Islanders - Bryan Trottier of N.Y. Islanders vs. Tom Barrasso	unsuccessful
January 24, 1991 at Chicago - Dave Manson of Chicago vs. Darcy Wakaluk	unsuccessful
January 29, 1992 at Detroit - Steve Yzerman of Detroit vs. Daren Puppa	goal
March 3, 1992 at Quebec - Mats Sundin of Quebec vs. Tom Draper	goal
March 8, 1992 at Buffalo - Marty McInnis of N.Y. Islanders vs. Tom Draper	unsuccessful
March 17, 1992 at Minnesota - Ulf Dahlen of Minnesota vs. Daren Puppa	unsuccessful
March 10, 1993 at Quebec - Alexei Gusarov of Quebec vs. Grant Fuhr	goal
March 8, 1995 at Montreal - Mark Recchi of Montreal vs. Dominik Hasek	unsuccessful
March 23, 1996 at Pittsburgh - Mario Lemieux of Pittsburgh vs. Dominik Hasek	unsuccessful
February 27, 1997 at New Jersey - John MacLean of New Jersey vs. Dominik Hasek	goal
March 8, 1997 at Montreal - Vincent Damphousse of Montreal vs. Dominik Hasek	unsuccessful
April 10, 1997 at Boston - Jason Allison of Boston vs. Dominik Hasek	unsuccessful
***May 11, 1997 at Buffalo** - Eric Lindros of Philadelphia vs. Steve Shields	goal
October 7, 1997 at Buffalo - Jere Lehtinen of Dallas vs. Dominik Hasek	goal
***May 29, 1999** - Mats Sundin of Toronto vs. Dominik Hasek	goal
January 6, 2000 at Buffalo – Petr Sykora of New Jersey vs. Dwayne Roloson	goal
January 8, 2000 at Ottawa – Daniel Alfredsson of Ottawa vs. Martin Biron	unsuccessful
March 4, 2000 at NY Islanders – Olli Jokinen of NY Islanders vs. Dominik Hasek	goal
***April 16, 2000 at Buffalo** – Eric Desjardins of Philadelphia vs. Dominik Hasek	unsuccessful

Shots Against: 29 **Goals Against**: 13 **Unsuccessful:** 16

* - indicates a playoff game

YEARLY LEADERS

YEAR	GOALS	ASSISTS	POINTS
1970-71	Perreault (38)	Goyette (46)	Perreault (72)
1971-72	Martin (44)	Perreault (48)	Martin & Perreault (74)
1972-73	Robert (40)	Perreault (60)	Perreault (88)
1973-74	Martin (52)	Robert (44)	Martin (86)
1974-75	Martin (52)	Robert (60)	Robert (100)
1975-76	Gare (50)	Perreault (69)	Perreault (113)
1976-77	Perreault (39)	Perreault (56)	Perreault (95)
1977-78	Perreault (41)	Perreault & Robert (48)	Perreault (89)
1978-79	Martin (32)	Perreault (58)	Perreault (85)
1979-80	Gare (56)	Perreault (66)	Perreault (106)
1980-81	Gare (46)	Van Boxmeer (51)	Gare (85)
1981-82	Perreault (31)	Van Boxmeer (54)	Perreault (73)
1982-83	McKegney (36)	Housley (47)	Perreault (76)
1983-84	Andreychuk (38)	Perreault (59)	Perreault (90)
1984-85	Andreychuk (31)	Perreault & Housley (53)	Perreault (83)
1985-86	Foligno (41)	Andreychuk (51)	Andreychuk (87)
1986-87	Foligno (30)	Andreychuk (48)	Andreychuk (73)
1987-88	Sheppard (38)	Andreychuk (48)	Andreychuk (78)
1988-89	Turgeon (34)	Turgeon (54)	Turgeon (88)
1989-90	Andreychuk & Turgeon (40)	Turgeon (66)	Turgeon (106)
1990-91	Andreychuk (36)	Hawerchuk (58)	Hawerchuk (89)
1991-92	LaFontaine (46)	Hawerchuk (75)	Hawerchuk (98)
1992-93	Mogilny (76)	LaFontaine (95)	LaFontaine (148)
1993-94	Hawerchuk (35)	Hawerchuk (51)	Hawerchuk (86)
1994-95	Audette (24)	Mogilny (28)	Mogilny (47)
1995-96	LaFontaine (40)	LaFontaine (51)	LaFontaine (91)
1996-97	Audette (28)	Galley (34)	Plante (53)
1997-98	Audette (24)	Zhitnik (30)	Satan (46)
1998-99	Satan (40)	Woolley (33)	Satan (66)
1999-00	Satan (33)	Gilmour (48)	Gilmour (73)

YEAR	PENALTY MINUTES	PLUS/MINUS	GOALS-AGAINST AVE.
1970-71	Pratt (179)	Atkinson (+1)	Crozier (3.68)
1971-72	Hamilton (105)	Ramsay (+5)	Crozier (3.51)
1972-73	Schoenfeld (178)	Robert (+16)	Dryden (2.65)
1973-74	Carriere (103)	Ramsay (+17)	Dryden (2.97)
1974-75	Korab & Schoenfeld (184)	Luce (+61)	Bromley (3.10)
1975-76	Gare (129)	Guevremont (+47)	Desjardins (2.95)
1976-77	Korab (120)	Hajt (+39)	Edwards (2.51)
1977-78	Korab (119)	Hajt (+36)	Edwards (2.64)
1978-79	Korab (104)	Ramsay (+21)	Edwards (3.02)
1979-80	Playfair (145)	Schoenfeld (+60)	Sauve (2.36)
1980-81	Playfair (169)	Ramsay (+39)	Edwards (2.96)
1981-82	Playfair (258)	Van Boxmeer (+23)	Edwards (3.51)
1982-83	Playfair (180)	Ramsey (+20)	Sauve (3.45)
1983-84	Playfair (209)	Foligno (+32)	Barrasso (2.84)
1984-85	Playfair (157)	Hajt (+32)	Barrasso (2.66)
1985-86	Foligno (168)	Foligno (+25)	Barrasso (3.61)
1986-87	Dykstra (179)	Foligno (+13)	Barrasso (3.65)
1987-88	Foligno (220)	Johansson (+12)	Barrasso (3.31)
1988-89	Hartman (316)	Ruuttu (+13)	Puppa (3.36)
1989-90	Hartman (211)	Ramsey (+21)	Puppa (2.89)
1990-91	Ray (350)	Four Players (+14)	Malarchuk (3.35)
1991-92	Ray (354)	LaFontaine (+10)	Draper (3.21)
1992-93	May (242)	Bodger (+14)	Hasek (3.15)
1993-94	Ray (274)	Muni (+28)	Hasek (1.95)
1994-95	Ray (173)	Khmylev (+8)	Hasek (2.11)
1995-96	Barnaby (335)	Wilson (+13)	Hasek (2.83)
1996-97	Ray (286)	Peca (+26)	Hasek (2.27)
1997-98	Barnaby (289)	Shannon (+26)	Hasek (2.09)
1998-99	Ray (261)	Shannon (+28)	Hasek (1.87)
1999-00	Ray (158)	Tsyplakov (+23)	Hasek (2.21)

YEARLY WON-LOST RECORDS OF SABRE GOALTENDERS

YEAR	GOALTENDER	W	L	T
1970-71	Roger Crozier	9	20	7
	Joe Daley	12	16	8
	Dave Dryden	3	3	0
1971-72	Roger Crozier	13	34	14
	Dave Dryden	3	9	5
1972-73	Roger Crozier	23	13	7
	Dave Dryden	14	13	7
	Rocky Farr	0	1	0
1973-74	Gary Bromley	3	5	3
	Roger Crozier	4	5	0
	Dave Dryden	23	20	8
	Rocky Farr	2	4	1
1974-75	Gary Bromley	26	11	11
	Roger Crozier	17	2	1
	Gerry Desjardins	6	2	1
	Rocky Farr	0	1	2
1975-76	Gary Bromley	0	1	0
	Roger Crozier	8	2	5
	Gerry Desjardins	29	15	11
	Al Smith	9	3	2
1976-77	Gerry Desjardins	31	12	6
	Don Edwards	16	7	2
	Bob Sauve	1	2	0
	Al Smith	0	3	0
1977-78	Gerry Desjardins	0	1	0
	Don Edwards	38	16	17
	Bob Sauve	6	2	0
1978-79	Don Edwards	26	18	9
	Randy Ireland	0	0	0
	Bob Sauve	10	10	7
1979-80	Don Edwards	27	9	12
	Bob Sauve	20	8	4
1980-81	Don Edwards	23	10	12
	Bob Sauve	16	10	9
1981-82	Jacques Cloutier	5	1	0
	Don Edwards	26	23	9
	Paul Harrison	2	1	1
	Bob Sauve	6	1	5
1982-83	Jacques Cloutier	10	7	6
	Phil Myre	3	2	0
	Bob Sauve	25	20	7
1983-84	Tom Barrasso	26	12	3
	Bob Sauve	22	13	4
1984-85	Tom Barrasso	25	18	10
	Jacques Cloutier	0	0	1
	Bob Sauve	13	10	3
1985-86	Tom Barrasso	29	24	5
	Jacques Cloutier	5	9	1
	Daren Puppa	0	2	1
1986-87	Tom Barrasso	17	23	2
	Jacques Cloutier	11	19	5
	Daren Puppa	0	2	1
1987-88	Tom Barrasso	25	18	8
	Jacques Cloutier	4	8	2
	Daren Puppa	8	6	1
1988-89	Tom Barrasso	2	7	0
	Jacques Cloutier	15	14	0
	Clint Malarchuk	3	1	1
	Daren Puppa	17	10	6
	Darcy Wakaluk	1	3	0
1989-90	Clint Malarchuk	14	11	2
	Daren Puppa	31	16	6
1990-91	David Littman	0	0	0
	Clint Malarchuk	12	14	10
	Daren Puppa	15	11	6
	Darcy Wakaluk	4	5	3
1991-92	Tom Draper	10	9	5
	David Littman	0	1	0
	Clint Malarchuk	10	13	3
	Daren Puppa	11	14	4
1992-93	Tom Draper	5	6	0
	Grant Fuhr	11	15	2
	Dominik Hasek	11	10	4
	Daren Puppa	11	5	4
1993-94	Grant Fuhr	13	12	3
	Dominik Hasek	30	20	6
1994-95	Grant Fuhr	1	2	0
	Dominik Hasek	19	14	7
	Robb Stauber	2	3	0
1995-96	Martin Biron	0	2	0
	John Blue	2	2	0
	Dominik Hasek	22	30	6
	Steve Shields	1	0	0
	Andrei Trefilov	8	8	1
1996-97	Dominik Hasek	37	20	10
	Steve Shields	3	8	2
	Andrei Trefilov	0	2	0
1997-98	Dominik Hasek	33	23	13
	Steve Shields	3	6	4
1998-99	Martin Biron	1	2	1
	Dominik Hasek	30	18	14
	Dwayne Roloson	6	8	2
1999-00	Martin Biron	19	18	2
	Dominik Hasek	15	11	6
	Dwayne Roloson	1	7	3

SABRES CAREER LEADERS

Games Played	Tot.
Gil Perreault	1,191
Craig Ramsay	1,070
Mike Ramsey	911
Bill Hajt	854
Don Luce	766
Dave Andreychuk	763
Rob Ray	714
Rick Martin	681
Ric Seiling	664
Mike Foligno	664
Lindy Ruff	608
Phil Housley	608

Goals	Tot.
Gil Perreault	512
Rick Martin	382
Dave Andreychuk	348
Danny Gare	267
Craig Ramsay	252
Mike Foligno	247
Rene Robert	222
Don Luce	216
Alexander Mogilny	211
Phil Housley	178

Assists	Tot.
Gil Perreault	814
Dave Andreychuk	423
Craig Ramsay	420
Phil Housley	380
Rene Robert	330
Rick Martin	313
Don Luce	310
Dale Hawerchuk	275
Mike Foligno	264
Mike Ramsey	256

Points	Tot.
Gil Perreault	1,326
Dave Andreychuk	771
Rick Martin	695
Craig Ramsay	672
Phil Housley	558
Rene Robert	552
Don Luce	526
Mike Foligno	511
Danny Gare	500
Alexander Mogilny	444

Penalty Minutes	Tot.
Rob Ray	2,687
Mike Foligno	1,450
Larry Playfair	1,390
Brad May	1,323
Matthew Barnaby	1,248
Lindy Ruff	1,126
Jim Schoenfeld	1,025
Mike Ramsey	924
Mike Hartman	890
Jerry Korab	870

Power-Play Goals	Tot.
Dave Andreychuk	153
Gil Perreault	128
Rick Martin	112
Alexander Mogilny	78
Danny Gare	66
Pat LaFontaine	66
Donald Audette	64
Phil Housley	61
Mike Foligno	61
Pierre Turgeon	57

Game-Winning Goals	Tot.
Gil Perreault	81
Rick Martin	47
Mike Foligno	43
Danny Gare	35
Dave Andreychuk	34
Rene Robert	32
Craig Ramsay	32
Don Luce	30
Alexander Mogilny	29
Donald Audette	29

Hat Tricks	Tot.
Rick Martin	21
Gil Perreault	18
Danny Gare	10
Alexander Mogilny	10
Dave Andreychuk	9
Pat LaFontaine	6
Rene Robert	5
Mike Foligno	5
Andre Savard	4
Four tied at 3	

Short-Handed Goals	Tot.
Craig Ramsay	27
Don Luce	21
Michael Peca	14
Wayne Presley	11
Ric Seiling	9
Dave Hannan	8
Gil Perreault	8
Gilles Hamel	8
Christian Ruuttu	8
Bob Sweeney	8
Andre Savard	7
Dixon Ward	7

Game-Tying Goals	Tot.
Danny Gare	21
Rick Martin	20
Gil Perreault	16
Craig Ramsay	15
Rene Robert	10
Don Luce	10
Mike Foligno	8
Dave Andreychuk	8
Gerry Meehan	7
Ric Seiling	6
Larry Playfair	6

Shots	Tot.
Gil Perreault	2,837
Dave Andreychuk	2,223
Rick Martin	2,192
Phil Housley	1,610
Don Luce	1,562
Rene Robert	1,481
Danny Gare	1,480
Craig Ramsay	1,479
Mike Foligno	1,438
Alexander Mogilny	1,333

Goalie Games	Tot.
Dominik Hasek	424
Don Edwards	307
Tom Barrasso	266
Bob Sauve	246
Daren Puppa	215
Roger Crozier	202
Jacques Cloutier	144
Dave Dryden	120
Gerry Desjardins	116
Clint Malarchuk	102

Goalie Minutes	Tot.
Dominik Hasek	24,760
Don Edwards	17,969
Tom Barrasso	15,463
Bob Sauve	14,063
Daren Puppa	11,763
Roger Crozier	10,980
Jacques Cloutier	7,442
Gerry Desjardins	6,802
Dave Dryden	6,440
Clint Malarchuk	5,692

Goalie Wins	Tot.
Dominik Hasek	197
Don Edwards	156
Tom Barrasso	124
Bob Sauve	119
Daren Puppa	96
Roger Crozier	74
Gerry Desjardins	66
Jacques Cloutier	50
Dave Dryden	43
Clint Malarchuk	39

Shutouts	Tot.
Dominik Hasek	44
Don Edwards	14
Tom Barrasso	13
Roger Crozier	10
Bob Sauve	7
Daren Puppa	5
Dave Dryden	5
Gerry Desjardins	5
Martin Biron	5
Gary Bromley	4
Grant Fuhr	2
Clint Malarchuk	2

Goalie Win. Pct. (Min. 25 GP)	W	L	T	Pct.
Gerry Desjardins	66	30	18	.658
Don Edwards	156	83	61	.622
Gary Bromley	29	17	14	.600
Bob Sauve	113	76	39	.581
Daren Puppa	96	68	28	.573
Tom Barrasso	124	102	28	.543
Dominik Hasek	197	146	66	.542
Clint Malarchuk	39	39	16	.500
Tom Draper	15	15	5	.500
Roger Crozier	74	76	29	.494

SABRES ONE-SEASON LEADERS

Most Goals in a Season

76	Alexander Mogilny (1992-93)
56	Danny Gare (1979-80)
53	Pat LaFontaine (1992-93)
52	Rick Martin (1973-74)
52	Rick Martin (1974-75)
50	Danny Gare (1975-76)
49	Rick Martin (1975-76)
46	Pat LaFontaine (1991-92)
46	Danny Gare (1980-81)
45	Rick Martin (1979-80)

Most Assists in a Season

95	Pat LaFontaine (1992-93)
80	Dale Hawerchuk (1992-93)
75	Dale Hawerchuk (1991-92)
69	Gil Perreault (1975-76)
66	Gil Perreault (1979-80)
66	Pierre Turgeon (1989-90)
60	Rene Robert (1974-75)
60	Phil Housley (1989-90)
60	Gil Perreault (1972-73)
59	Gil Perreault (1983-84)

Most Points in a Season

148	Pat LaFontaine (1992-93)
127	Alexander Mogilny (1992-93)
113	Gil Perreault (1975-76)
106	Gil Perreault (1979-80)
106	Pierre Turgeon (1989-90)
100	Rene Robert (1974-75)
98	Dale Hawerchuk (1991-92)
96	Dale Hawerchuk (1992-93)
96	Gil Perreault (1974-75)
95	Rick Martin (1974-75)
95	Gil Perreault (1976-77)

Most Penalty Minutes in a Season

354	Rob Ray (1991-92)
350	Rob Ray (1990-91)
335	Matthew Barnaby (1995-96)
316	Mike Hartman (1988-89)
309	Brad May (1991-92)
295	Brad May (1995-96)
295	Gord Donnelly (1991-92)
289	Matthew Barnaby (1997-98)
287	Rob Ray (1995-96)
286	Rob Ray (1996-97)

Best Plus/Minus in a Season (40 GP)

+61	Don Luce (1974-75)
+60	Jim Schoenfeld (1979-80)
+51	Craig Ramsay (1974-75)
+49	Danny Gare (1979-80)
+47	Bill Hajt (1974-75)
+47	Jocelyn Guevremont (1975-76)
+44	Craig Ramsay (1975-76)
+41	Jerry Korab (1974-75)
+40	Danny Gare (1974-75)
+40	Jim Schoenfeld (1975-76)
+40	Tony McKegney (1979-80)
+40	John Van Boxmeer (1979-80)

Most Power-Play Goals in a Season

28	Dave Andreychuk (1991-92)
27	Alexander Mogilny (1992-93)
23	Pat LaFontaine (1991-92)
21	Rick Martin (1974-75)
20	Pat LaFontaine (1992-93)
20	Dave Andreychuk (1992-93)
19	Pierre Turgeon (1988-89)
19	Rick Martin (1971-72)
18	Rick Martin (1975-76)
18	Dave Andreychuk (1989-90)

Most Shots in a Season

360	Alexander Mogilny (1992-93)
337	Dave Andreychuk (1991-92)
327	Rick Martin (1975-76)
320	Rick Martin (1973-74)
306	Pat LaFontaine (1992-93)
303	Danny Gare (1975-76)
301	Rick Martin (1974-75)
299	Rick Martin (1972-73)
274	Danny Gare (1974-75)
273	Rene Robert (1975-76)

Most Game-Winning Goals in a Season

11	Alexander Mogilny (1992-93)
11	Danny Gare (1979-80)
10	Pierre Turgeon (1989-90)
9	Gil Perreault (1976-77)
8	Michael Peca (1998-99)
8	Gil Perreault (1974-75)
7	15 tied

Most Short-Handed Goals in a Season

8	Don Luce (1974-75)
7	Craig Ramsay (1974-75)
6	Michael Peca (1996-97)
5	Michael Peca (1997-98)
5	Wayne Presley (1994-95)
5	Wayne Presley (1993-94)
5	Craig Ramsay (1977-78)
4	Dave Snuggerud (1990-91)
4	Don Luce (1980-81)
3	several players

Best Shooting Percentage (50+ GP)

24.4	Peter McNab (1974-75)
24.2	Mikko Makela (1990-91)
23.1	Yvon Lambert (1981-82)
23.0	Craig Ramsay (1978-79)
22.9	Kevin Maguire (1988-89)
22.7	Pat LaFontaine (1991-92)
22.2	Gil Perreault (1979-80)
22.0	Ray Sheppard (1987-88)
21.8	Craig Ramsay (1980-81)
21.4	Gil Perreault (1977-78)
21.4	Ric Seiling (1980-81)

Most Hat Tricks in a Season

7	Rick Martin (1975-76)
7	Alexander Mogilny (1992-93)
4	Rick Martin (1973-74)
4	Gil Perreault (1977-78)
4	Pat LaFontaine (1991-92)
3	Gil Perreault (1974-75)
3	Danny Gare (1975-76)
3	Rene Robert (1976-77)
3	Dave Andreychuk (1987-88)
3	Eddie Shack (1970-71)

Most Game-Tying Goals in a Season

6	Danny Gare (1977-78)
4	Danny Gare (1978-79)
4	Danny Gare (1975-76)
4	Rick Martin (1971-72)
3	several players tied

Most Games by a Goalie

72	Dominik Hasek (1997-98)
72	Don Edwards (1977-78)
67	Dominik Hasek (1996-97)
64	Dominik Hasek (1998-99)
63	Roger Crozier (1971-72)
62	Don Edwards (1981-82)
60	Tom Barrasso (1985-86)
59	Dominik Hasek (1995-96)
58	Dominik Hasek (1993-94)
56	Daren Puppa (1989-90)

Most Minutes by a Goalie

4,220	Dominik Hasek (1997-98)
4,209	Don Edwards (1977-78)
4,037	Dominik Hasek (1996-97)
3,817	Dominik Hasek (1998-99)
3,654	Roger Crozier (1971-72)
3,561	Tom Barrasso (1985-86)
3,500	Don Edwards (1981-82)
3,417	Dominik Hasek (1995-96)
3,358	Dominik Hasek (1993-94)
3,280	Gerry Desjardins (1975-76)

Most Wins by a Goalie

38	Don Edwards (1977-78)
37	Dominik Hasek (1996-97)
33	Dominik Hasek (1997-98)
31	Gerry Desjardins (1976-77)
31	Daren Puppa (1989-90)

Most Losses by a Goalie

34	Roger Crozier (1971-72)
30	Dominik Hasek (1995-96)
24	Tom Barrasso (1985-86)
23	Dominik Hasek (1997-98)
23	Don Edwards (1981-82)

Most Wins by a Goalie (Cont.)

30	Dominik Hasek (1993-94)
29	Gerry Desjardins (1975-76)
29	Tom Barrasso (1985-86)
27	Don Edwards (1979-80)
26	Gary Bromley (1974-75)
26	Don Edwards (1978-79)
26	Don Edwards (1981-82)
26	Tom Barrasso (1983-84)

Best Save Percentage (25+ GP)

.937	Dominik Hasek (1998-99)
.932	Dominik Hasek (1997-98)
.930	Dominik Hasek (1996-97)
.930	Dominik Hasek (1994-95)
.930	Dominik Hasek (1993-94)
.920	Dominik Hasek (1995-96)
.908	Dave Dryden (1972-73)
.906	Don Edwards (1977-78)
.905	Roger Crozier (1972-73)
.903	Daren Puppa (1989-90)

Most Shots Faced by a Goalie

2,190	Roger Crozier (1971-72)
2,177	Dominik Hasek (1996-97)
2,149	Dominik Hasek (1997-98)
2,011	Dominik Hasek (1995-96)
1,970	Don Edwards (1977-78)
1,877	Dominik Hasek (1998-99)
1,778	Tom Barrasso (1985-86)
1,722	Don Edwards (1981-82)
1,658	Tom Barrasso (1987-88)
1,610	Daren Puppa (1989-90)

Most Assists by a Defenseman

60	Phil Housley (1989-90)
54	John Van Boxmeer (1981-82)
51	John Van Boxmeer (1980-81)
46	Phil Housley (1986-87)
45	Doug Bodger (1992-93)
44	Garry Galley (1995-96)
44	Jerry Korab (1974-75)
44	Phil Housley (1988-89)
42	Richie Dunn (1980-81)
40	five players tied

Most Goals by a Rookie

44	Rick Martin (1971-72)
38	Gil Perreault (1970-71)
38	Ray Sheppard (1987-88)
31	Danny Gare (1974-75)
31	Donald Audette (1991-92)
22	John Tucker (1984-85)
22	Peter McNab (1974-75)
22	Christian Ruuttu (1986-87)
21	Derek Plante (1993-94)
20	Steve Atkinson (1970-71)

Most Points by a Rookie

74	Rick Martin (1971-72)
72	Gil Perreault (1970-71)
66	Phil Housley (1982-83)
65	Ray Sheppard (1987-88)
65	Christian Ruuttu (1986-87)
62	Danny Gare (1974-75)
56	Derek Plante (1993-94)
55	J.F. Sauve (1981-82)
49	John Tucker (1984-85)
48	Donald Audette (1991-92)

Most Losses by a Goalie (Cont.)

23	Tom Barrasso (1986-87)
20	Dominik Hasek (1996-97)
20	Dominik Hasek (1993-94)
20	Bob Sauve (1982-83)
20	Dave Dryden (1973-74)
20	Roger Crozier (1970-71)

Lowest Goals Against Ave. (25+ GP)

1.87	Dominik Hasek (1998-99)
1.95	Dominik Hasek (1993-94)
2.09	Dominik Hasek (1997-98)
2.11	Dominik Hasek (1994-95)
2.27	Dominik Hasek (1996-97)
2.36	Bob Sauve (1979-80)
2.51	Don Edwards (1976-77)
2.57	Don Edwards (1979-80)
2.63	Gerry Desjardins (1976-77)
2.64	Don Edwards (1977-78)

Most Goals by a Defenseman

29	Phil Housley (1987-88)
26	Phil Housley (1988-89)
24	Phil Housley (1983-84)
21	Phil Housley (1986-87)
21	Phil Housley (1989-90)
18	John Van Boxmeer (1980-81)
15	Alexei Zhitnik (1997-98)
14	Richard Smehlik (1993-94)
14	John Van Boxmeer (1981-82)
14	Jerry Korab (1976-77)

Most Points by a Defenseman

81	Phil Housley (1989-90)
70	Phil Housley (1988-89)
69	John Van Boxmeer (1980-81)
68	John Van Boxmeer (1981-82)
67	Phil Housley (1986-87)
66	Phil Housley (1987-88)
64	Phil Housley (1983-84)
56	Jerry Korab (1974-75)
54	Garry Galley (1995-96)
54	Doug Bodger (1992-93)

Most Assists by a Rookie

47	Phil Housley (1982-83)
43	Christian Ruuttu (1986-87)
38	Calle Johansson (1987-88)
36	J.F. Sauve (1981-82)
35	Derek Plante (1993-94)
34	Gil Perreault (1970-71)
31	Danny Gare (1974-75)
30	Benoit Hogue (1988-89)
30	Rick Martin (1971-72)
28	Alexander Mogilny (1989-90)
28	Pierre Turgeon (1987-88)

Most Penalty Minutes by a Rookie

309	Brad May (1991-92)
178	Jim Schoenfeld (1972-73)
168	Doug Barrie (1970-71)
162	Kevin Maguire (1987-88)
120	Benoit Hogue (1988-89)
115	Bob Halkidis (1985-86)
108	Steve Dykstra (1985-86)
106	Matthew Barnaby (1993-94)
104	Bob Boughner (1995-96)
101	Bill Stewart (1978-79)

SABRES TEAM SEASON RECORDS

CATEGORY	OVERALL	HOME	AWAY
Points - Most	113 (1974-75)	63 (1972-73)	51 (1974-75)
- Least	51 (1971-72)	31 (1971-72)	20 (1971-72)
Wins - Most	49 (1974-75)	30 (1972-73)	23 (1983-84)
- Least	16 (1971-72)	11 (1971-72)	5 (1971-72)
Losses - Most	44 (1986-87)	19 (1971-72)	26 (twice)
- Least	16 (1974-75)	5 (1979-80)	10 (1974-75)
Ties - Most	21 (1980-81)	12 (twice)	11 (1972-73)
- Least	6 (1985-86)	1 (1985-86)	1 (1983-84)
Overtime Games - Most	24 (1990-91)	16 (1990-91)	12 (1992-93; 1997-98)
Overtime Wins - Most	5 (twice)	2 (6 times)	3 (twice)
Overtime Losses - Most	6 (1995-96)	2 (7 times)	4 (twice)
Goals Scored - Most	354 (1974-75)	199 (1974-75)	155 (1974-75)
- Least	203 (1971-72)	110 (1971-72)	93 (1971-72)
Goals Against - Most	308 (1986-87)	147 (1985-86)	168 (1970-71)
- Least	175 (1998-99)	80 (1972-73)	87 (1998-99)
Shutouts - Most	13 (1997-98)	7 (1997-98)	6 (1997-98; 1998-99)
Shutouts Against - Most	10 (1996-97)	3 (twice)	7 (1996-97)
Non-Shutout Streak	178 (11-18-83 to 1-4-86)	340 (11-23-77 to 2-12-86)	106 (2-12-91 to 11-29-93)
Longest Win Streak	10 (1-4-84 to 1-23-84)	12 (twice)	10 (12-10-83 to 1-23-84)
Longest Unbeaten Streak	14 (3-6-80 to 4-6-80)	21 (10-8-72 to 1-7-73)	10 (12-10-83 to 1-23-84)
Longest Losing Streak	7 (3 times)	6 (twice)	7 (three times)
Longest Winless Streak	12 (11-23-91 to 12-20-91)	12 (1-27-91 to 3-10-91)	23 (10-30-71 to 2-19-72)

Longest Winning Streak at Start of Season
Overall 8 (1975-76)

Longest Losing Streak at Start of Season
Overall 2 (4 times)

Most Consecutive Ties
Overall 4 (Four times)
Home 5 (1984-85)
(1997-98)
Road 4 (1981-82)

Most Consecutive Games Without Tie
Overall 33 (11-17-72 to 2-1-73)

Power-Play Goals For
Most 105 (1991-92)
Least 37 (1999-00)

Power-Play Goals Against
Most 95 (1987-88)
Least 31 (1977-78)

Short-Handed Goals For
Most 21 (1993-94)
Least 1 (1971-72)

Short-Handed Goals Against
Most 17 (1992-93)
Least 3 (1977-78)

Penalty Minutes For Sabres
Most 2,713 (1991-92)
Least 787 (1973-74)

Most Goal Scorers on Sabres With

20 Goals	9	(1974-75)
30 Goals	6	(1974-75)
40 Goals	3	(1975-76; 1979-80)
50 Goals	2	(1992-93)
60 Goals	1	(1992-93)
70 Goals	1	(1992-93)

Most Point Scorers on Sabres With

70 Points	6	(1974-75; 1975-76)
80 Points	4	(1991-92)
90 Points	3	(1974-75; 1991-92; 1992-93)
100 Points	2	(1992-93)

SABRES TEAM GAME RECORDS

GAME RESULTS

Greatest Margin

Winning	12	(14-2 win 12-21-75 vs. Washington)
Losing	9	(11-2 loss 11-7-70 at Montreal)
		(9-0 loss 3-13-71 at St. Louis)
		(9-0 loss 10-10-81 at Montreal)
		(9-0 loss 12-22-87 at Boston)
		(9-0 loss 11-5-88 at Calgary)
		(9-0 loss 12-6-88 at Hartford)

Tie Score

Highest	8-8	(1-15-92 at New Jersey)
Lowest	0-0	(11-9-72 vs. California)
		(10-31-79 at Chicago)
		(2-5-83 at Quebec)
		(10-15-86 vs. Montreal)
		(11-2-96 at Colorado)
		(12-23-96 at New Jersey)
		(10-27-98 at N.Y. Rangers)
		(12-8-99 vs. Ottawa)
		(1-13-00 at Boston)

SCORING

Most Goals

For	14	(14-4 win 3-19-81 vs. Toronto)
		(14-2 win 12-21-75 vs. Washington)
Against	11	(11-2 loss 11-7-70 at Montreal)
Combine	18	(14-4 win 3-19-81 vs. Toronto)

Most Goals in One Period

For	9	(3-19-81 vs. Toronto)
Allowed	7	(11-7-70 at Montreal)
Combine	12	(3-19-81, at Buffalo, 9 and Toronto, 3)

Most Buffalo Points

Game	40	(12-21-75 vs. Washington)
Period	23	(12-21-75 vs. Washington)
		(3-19-81 vs. Toronto)

Most Points in One Period

Combine	31	(3-19-81, at Buffalo, 23 and Toronto, 8)

Fastest Two Goals

For	:04	(Lee Fogolin and Don Luce, 10-17-74 vs. California)
Against	:07	(Larry DePalma and Dave Snuggerud, 11-5-92 at San Jose)
		(Marcel Dionne and Hartland Monahan, 1-11-78 vs. Los Angeles)
		(Jim Moxey and Wayne Merrick, 2-1-76 at California)
Combine	:04	(Marian Stastny/Que. and Dale McCourt/Buf., 1-2-82 at Quebec)

Fastest Three Goals

For	:39	(Pat LaFontaine, Wayne Presley and Donald Audette, 3-22-92 at Chicago)
Against	:34	(Danny Gare twice and Bob Manno, 10-26-84 at Detroit)
Combine	:18	(Jim Moxey/Cal., Wayne Merrick/Cal. and Danny Gare/Buf., 2-1-76 at California)

Fastest Two Goals by One Player

For	:10	(Derek Plante, 12-20-96 vs. Los Angeles)
		(Danny Gare, 11-8-80 at Washington)
Against	:10	(Darryl Sittler, 2-19-72 at Toronto)

Fastest Three Goals by One Player

For	3:49	(Don Luce, 12-22-74 at Washington)
Against	4:55	(Rick Kehoe, 3-10-76 at Pittsburgh)

Fastest Goal from Opening Face-off

For	:05	(Alexander Mogilny, 12-21-91 vs. Toronto)
Against	:09	(Yvon Cournoyer, 12-22-73 at Montreal)
		(Jim Wiemer, 3-27-85 vs. N.Y. Rangers)

Fastest Buffalo Goals from Start of Period

One Goal	:05	(Alexander Mogilny, 12-21-91 vs. Toronto)
Two Goals	:31	(Rene Robert and Rick Martin, 1-10-74 at N.Y. Rangers)

SHOTS ON GOAL

Sabres Shots

Most	58	(2-2-75 vs. Kansas City)
Fewest	12	(3-21-97 at Washington)
		(11-9-88 vs. Calgary)
		(4-10-99 at Ottawa)

Opponent Shots

Most	72	(12-10-70 at Boston)
Fewest	8	(3-21-76 vs. Kansas City)

Sabres and Opponents Shots Combined

Most	100	(12-10-70 vs. Boston)
Fewest	33	(10-15-83 vs. Boston)

Greatest Margin of Shots Favoring

Sabres	37	(3-3-82 vs. Hartford, 52-15)
Opp.	44	(12-10-70 vs. Boston, 72-28)

Sabres Shots in One Period

Most	26	(2-25-78 vs. Cleveland)
Fewest	0	(2-19-81 at Montreal)
		(1-16-99 at Ottawa)

Shots Allowed in One Period

Most	30	(12-10-70 at Boston)
Fewest	0	(3-21-76 vs. Kansas City)

Sabres and Opponents Shots Combined in One Period

Most	41	(2-2-75 vs. Kansas City)
Fewest	5	(3-14-72 vs. Minnesota)
		(12-23-72 vs. Los Angeles)
		(1-13-74 vs. St. Louis)

Most Shots in Overtime Period

Sabres	9	(2-1-00 vs. Anaheim)
Opp.	10	(2-16-96 vs. New Jersey)
Combine	11	(11-21-90 vs. N.Y. Rangers)
		(2-16-96 vs. New Jersey)
		(12-12-97 vs. Carolina)

PENALTY MINUTES

Most Penalty Minutes

Sabres	188	(3-31-92 at Minnesota)
Opp.	172	(3-31-92 at Minnesota)
Combine	360	(3-31-92 at Minnesota)

BUFFALO SABRES INDIVIDUAL RECORDS

SERVICE

Most Seasons

Career	17	Gil Perreault (1970-71 to 1986-87)

Most Games Played Overall

Career	1,191	Gil Perreault (1970-71 to 1986-87)
Season	84	Pat LaFontaine (1992-93)
		Brad May (1993-94)
		Richard Smehlik (1993-94)
		Randy Wood (1993-94)

Most Consecutive Games Played

Career	776	Craig Ramsay (3-27-73 to 2-10-83)

Most Games Played by Left Wing

Career	1,070	Craig Ramsay (1971-72 to 1984-85)
Season	84	Brad May (1993-94)
		Randy Wood (1993-94)

Most Games Played by Center

Career	1,191	Gil Perreault (1970-71 to 1986-87)
Season	84	Pat LaFontaine (1992-93)

Most Games Played by Right Wing

Career	714	Rob Ray (1989-90 to 1999-00)
Season	81	Jason Dawe (1996-97)
		Miroslav Satan (1998-99)

Most Games Played by Defenseman

Career	911	Mike Ramsey (1979-80 to 1992-93)
Season	84	Richard Smehlik (1993-94)

GOALS

Most Goals Overall

Career	512	Gil Perreault (1970-71 to 1986-87)
Season	76	Alexander Mogilny (1992-93)
Game	5	Dave Andreychuk (2-6-86 at Boston)

Most Consecutive Goal-Scoring Games

Season	8	Alexander Mogilny (12-15-92 to 1-3-93)
		Mike Foligno (12-28-84 to 1-12-85)
		Miroslav Satan (12-19-99 to 1-2-99)

Most Goals by Left Wing

Career	382	Rick Martin (1971-72 to 1980-81)
Season	52	Rick Martin (1973-74; 1974-75)
Game	5	Dave Andreychuk (2-6-86 at Boston)

Most Goals by Center

Career	512	Gil Perreault (1970-71 to 1986-87)
Season	53	Pat LaFontaine (1992-93)
Game	3	many times, last Michael Peca (2-25-00 vs. Rangers)

Most Goals by Right Wing

Career	267	Danny Gare (1974-75 to 1981-82)
Season	76	Alexander Mogilny (1992-93)
Game	4	Alexander Mogilny (2-10-93 at Winnipeg; 2-24-93 vs. Detroit)

Most Goals by Defenseman

Career	156	Phil Housley (1982-83 to 1989-90)
Season	29	Phil Housley (1987-88)
Game	3	Jerry Korab (11-19-78 vs. Minnesota)
		Jim Schoenfeld (3-13-81 at Winnipeg)
		John Van Boxmeer (11-7-81 at N.Y. Islanders)
		Phil Housley (1-23-83 vs. Winnipeg; 1-22-88 vs. New Jersey)
		Hannu Virta (3-19-83 at Montreal)

Most Hat Tricks

Career	21	Rick Martin (1971-72 to 1980-81)
Season	7	Rick Martin (1975-76)
		Alexander Mogilny (1992-93)

Most 4-or-More Goal Games

Career	4	Rick Martin (1971-72 to 1980-81)
Season	2	Alexander Mogilny (1992-93)

Most Game-Winning Goals

Career	81	Gil Perreault (1970-71 to 1986-87)
Season	11	Danny Gare (1979-80)
		Alexander Mogilny (1992-93)

Most Game-Tying Goals

Career	21	Danny Gare (1974-75 to 1981-82)
Season	6	Danny Gare (1977-78)

20-GOAL SEASON

Most 20-Goal Seasons

Career	15	Gil Perreault (1970-71 to 1972-73; 1974-75 to 1985-86)

Most Consecutive 20-Goal Seasons

Career	12	Gil Perreault (1974-75 to 1985-86)

30-GOAL SEASON

Most 30-Goal Seasons

Career	10	Gil Perreault (1970-71; 1974-75 to 1977-78; 1979-80; 1981-82 to 1984-85)

Most Consecutive 30-Goal Seasons

Career	6	Rick Martin (1971-72 to 1976-77)

40-GOAL SEASON

Most 40-Goal Seasons

Career	5	Rick Martin (1971-72; 1973-74 to 1975-76; 1979-80)

Most Consecutive 40-Goal Seasons

Career	3	Rick Martin (1973-74 to 1975-76)

50-GOAL SEASON

Most 50-Goal Seasons

Career	2	Danny Gare (1975-76; 1979-80)
		Rick Martin (1973-74 to 1974-75)

Most Consecutive 50-Goal Seasons

Career	2	Rick Martin (1973-74 to 1974-75)

ASSISTS

Most Assists Overall

Career	814	Gil Perreault (1970-71 to 1986-87)
Season	95	Pat LaFontaine (1992-93)
Game	5	Gil Perreault (2-1-76 at California; 3-9-80 vs. St. Louis; 1-4-84 vs. Winnipeg)
		Dale Hawerchuk (1-15-92 at New Jersey)
		Pat LaFontaine (3-19-92 at Los Angeles; 12-31-92 vs. N.Y. Rangers; 2-10-93 at Winnipeg)

Most Consecutive Assists-Scoring Games

Season	11	Gil Perreault (12-23-84 to 1-13-85)

Most Assists by Left Wing

Career	423	Dave Andreychuk (1982-83 to 1992-93)
Season	51	Dave Andreychuk (1985-86)
Game	5	Dale Hawerchuk (1-15-92 at New Jersey)

Most Assists by Center

Career	814	Gil Perreault (1970-71 to 1986-87)
Season	95	Pat LaFontaine (1992-93)
Game	5	Gil Perreault (2-1-76 at California; 3-9-80 vs. St. Louis; 1-4-84 vs. Winnipeg)
		Pat LaFontaine (3-19-92 at Los Angeles; 12-31-92 vs. N.Y. Rangers; 2-10-93 at Winnipeg)

Most Assists by Right Wing

Career	330	Rene Robert (1971-72 to 1978-79)
Season	60	Rene Robert (1974-75)
Game	4	several times, last Alexander Mogilny (3-30-95 vs. Ottawa)

Most Assists by Defenseman

Career	334	Phil Housley (1982-83 to 1989-90)
Season	60	Phil Housley (1989-90)
Game	4	Bill Hajt (11-13-76 vs. N.Y. Rangers)
		Phil Housley (12-23-89 at Quebec)

POINTS

Most Points Overall

Career	1,326	Gil Perreault (1970-71 to 1986-87)
Season	148	Pat LaFontaine (1992-93)
Game	7	Gil Perreault (2-1-76 at California)

Most Point-Scoring Games in Succession

Season	18	Gil Perreault (10-24-71 to 12-4-71)

Most Points by Left Wing

Career	771	Dave Andreychuk (1982-83 to 1992-93)
Season	95	Rick Martin (1974-75)
Game	6	Dave Andreychuk (2-6-86 at Boston)

Most Points by Center

Career	1,326	Gil Perreault (1970-71 to 1986-87)
Season	148	LaFontaine (1992-93)
Game	7	Gil Perreault (2-1-76 at California)

Most Points by Right Wing

Career	552	Rene Robert (1971-72 to 1978-79)
Season	127	Alexander Mogilny (1992-93)
Game	6	Jim Lorentz (12-6-73 vs. N.Y. Rangers)

Most Points by Defenseman

Career	490	Phil Housley (1982-83 to 1989-90)
Season	81	Phil Housley (1989-90)
Game	5	John Van Boxmeer (11-7-81 at N.Y. Islanders)
		Phil Housley (12-23-89 at Quebec)

PENALTY MINUTES

Most Penalty Minutes Overall

Career	2,687	Rob Ray (1989-90 to 1999-00)
Season	354	Rob Ray (1991-92)
Game	39	Reg Fleming (10-18-70 vs. Pittsburgh)

Most Penalty Minutes by Left Wing

Career	1,746	Rob Ray (1989-90 to 1995-96)
Season	354	Rob Ray (1991-92)
Game	39	Reg Fleming (10-18-70 vs. Pittsburgh)

Most Penalty Minutes by Center

Career	500	Gil Perreault (1970-71 to 1986-87)
Season	120	Benoit Hogue (1988-89)

Most Penalty Minutes by Right Wing

Career	1,450	Mike Foligno (1981-82 to 1990-91)
Season	335	Matthew Barnaby (1995-96)

Most Penalty Minutes by Defenseman

Career	1,390	Larry Playfair (1978-79 to 1985-86; 1988-89 to 1989-90)
Season	258	Larry Playfair (1981-82)

SHOTS ON GOAL

Most Shots on Goal Overall

Career	2,837	Gil Perreault (1970-71 to 1986-87)
Season	360	Alexander Mogilny (1992-93)
Game	12	Rene Robert (4-1-76 vs. Boston)
		Jim Schoenfeld (12-10-78 vs. Toronto)
		Mike Foligno (3-3-82 vs. Hartford)
		Ken Priestlay (3-4-88 vs. N.Y. Rangers)
		Dave Andreychuk (11-13-92 vs. Hartford)
		Alexander Mogilny (3-16-93 at St. Louis)

Highest Shooting Percentage (50+ Gms)

Season	24.4	Peter McNab (1974-75)

PLUS/MINUS

Highest Plus/Minus Rating

Season	+61	Don Luce (1974-75)

SPECIAL TEAMS

Most Power-Play Goals

Career	153	Dave Andreychuk (1982-83 to 1992-93)
Season	28	Dave Andreychuk (1991-92)
Game	4	Dave Andreychuk (3-19-92 at Los Angeles)

Most Short-Handed Goals

Career	27	Craig Ramsay (1971-72 to 1984-85)
Season	8	Don Luce (1974-75)
Game	2	Don Luce (12-22-74 at Washington)
		Bob Sweeney (4-1-95 at N.Y. Islanders)
		Michael Peca (12-31-97 vs. Ottawa)
		Alexei Zhitnik (3-19-98 vs. Florida)

ROOKIE RECORDS

Most Goals by Rookie

Season	44	Rick Martin (1971-72)

Most Assists by Rookie

Season	47	Phil Housley (1982-83)

Most Points by Rookie

Season	74	Rick Martin (1971-72)

Most Penalty Minutes by Rookie

Season	309	Brad May (1991-92)

Fastest Goal by Rookie from Start of First NHL Game

Game	:18	(Danny Gare, 10-10-74 vs. Boston)

GOALTENDERS

Most Games Played

Career	424	Dominik Hasek (1992-93 to 1999-00)
Season	72	Don Edwards (1977-78)
		Dominik Hasek (1997-98)

Most Wins

Career	197	Dominik Hasek (1992-93 to 1999-00)
Season	38	Don Edwards (1977-78)

Most Losses

Career	146	Dominik Hasek (1992-93 to 1999-00)
Season	34	Roger Crozier (1971-72)

Most Minutes Played

Career	24,760	Dominik Hasek (1992-93 to 1999-00)
Season	4,220	Dominik Hasek (1997-98)
Game	65	many times, last Dominik Hasek (4-9-00 at Washington)

Lowest Goals Against Avg.

Career	2.24	Dominik Hasek (1992-93 to 1999-00)
Season	1.87	Dominik Hasek (1998-99)

Saves in Complete Game

Most	64	Joe Daley (12-10-70 at Boston)
Fewest	7	Al Smith (3-21-76 vs. Kansas City)

Most Shutouts

Career	44	Dominik Hasek (1992-93 to 1999-00)
Season	13	Dominik Hasek (1997-98)

Longest Shutout Sequence

Season	175:57	Dominik Hasek (19:34 of 1st per. on 12-1-97 to 10:31 of 1st per. on 12-6-97)
Game	65:00	several times, last Martin Biron (1-13-00 at Boston)

Saves in Shutout

Most	42	Dominik Hasek (12-19-97 vs. Montreal)
Fewest	14	Gary Bromley (12-8-74 vs. Minnesota)
		Don Edwards (12-10-79 vs. Detroit)
		Tom Barrasso (12-28-84 vs. Winnipeg; 1-19-85 at Hartford; 4-5-87 vs. Hartford)

Most Penalty Minutes

Career	182	Tom Barrasso (1983-84 to 1988-89)
Season	50	Tom Barrasso (1987-88)

Most Assists

Career	17	Tom Barrasso (1983-84 to 1988-89)
Season	6	Tom Barrasso (1984-85)
Game	2	Daren Puppa (12-28-88 vs. Detroit; 1-14-91 at Toronto)

CAREER POINT LEADERS AGAINST SABRES

Player	Total
Ray Bourque	113
x - Michel Goulet	100
Ron Francis	99
x - Peter Stastny	92
x - Wayne Gretzky	83
x - Guy Lafleur	74
Kevin Dineen	70
x - Phil Esposito	69
x - Larry Robinson	69
x - Marcel Dionne	68
Joe Sakic	68
Mark Messier	68
Steve Yzerman	67
Stephane Richer	65
x - Bryan Trottier	63
Jaromir Jagr	63
Adam Oates	63
x - Mario Lemieux	61
x - Jean Ratelle	61
x - Denis Savard	61
x - Dale Hunter	60
Pat Verbeek	60
x - Barry Pederson	54
x - Bobby Smith	53
x - Jari Kurri	51
x - Joe Mullen	51
x - Dave Babych	50
x - Mike Gartner	50
Andrew Cassels	49
x - Cam Neely	48
Ray Ferraro	48
Kirk Muller	46
x - Ryan Walter	45
Chris Chelios	45
Vincent Damphousse	45
x - Brian Bellows	44
Larry Murphy	44
Geoff Courtnall	42
Doug Gilmour	42
Mark Recchi	42
Steve Thomas	42
Paul Coffey	42
x - Bernie Nicholls	40
x - Guy Carbonneau	40
Luc Robitaille	40
Mats Sundin	39
x - Keith Acton	36
x - Neal Broten	36
x - Steve Kasper	36
x - Sylvain Turgeon	36
Petr Svoboda	35
Shayne Corson	35
x - Murray Craven	34
x - Dale Hawerchuk	34
x - Dave Taylor	34
x - Dean Evason	33
John MacLean	35
x - John Ogrodnick	33
Geoff Sanderson	33
Jeff Brown	32
x - Bob Carpenter	32
x - Craig Janney	32
x - Glenn Anderson	31
x - Dino Ciccarelli	31
Russ Courtnall	31

x - retired

ALL-TIME OPPOSING GOALIE WINS

Goaltender	Record
Patrick Roy	23-19-7
x - Mike Liut	22-20-2
x - Dan Bouchard	18-19-10
x - Andy Moog	17-20-5
x - Bernie Parent	17-4-3
x - Tony Esposito	16-16-8
x - Pete Peeters	16-14-2
x - Billy Smith	15-22-5
x - Ron Hextall	15-9-2
x - Ken Dryden	13-8-3
Ken Wregget	13-11-2
x - Grant Fuhr	13-10-3
x - Rogie Vachon	12-17-5
Ron Tugnutt	12-10-4
Tom Barrasso	12-7-3
Martin Brodeur	12-6-3
Curtis Joseph	12-4-2

OTHER ACTIVE LEADERS

Goaltender	Record
Mike Richter	11-11-10
Glenn Healy	10-4-2
Sean Burke	9-20-5
John Vanbiesbrouck	9-15-5
Mike Vernon	9-9-2
Bill Ranford	7-12-2
Stephane Fiset	7-7-2
Craig Billington	6-8-3
Mark Fitzpatrick	6-8-2
Chris Terreri	6-1-3

MOST LOSSES

Goaltender	Losses
Billy Smith	22
Jim Rutherford	22

x - retired

OPPONENTS ONE-GAME RECORDS

Most Goals by Opposing Player
Game 4 Rosaire Paiement (2-9-71 at Vancouver)
Bob Schmautz (11-19-72 at Vancouver)
Phil Esposito (1-14-73 at Boston)
Mark Napier (12-3-80 vs. Montreal)
Wendel Clark (10-11-86 at Toronto)
Joe Nieuwendyk (12-13-87 vs. Calgary)
Joe Sakic (4-14-92 at Quebec)
Brian Bellows (2-27-93 at Montreal)
Peter Bondra (4-3-96 vs. Washington)
Jaroslav Svejkovsky (4-13-97 vs. Washington)

Most Assists by Opposing Player
Game 5 Doug Gilmour (11-5-88 at Calgary)

Most Points by Opposing Player
Game 6 John Bucyk (12-10-70 at Boston, 2 goals, 4 assists)
Garry Unger (3-13-71 at St. Louis, 3 goals, 3 assists)
Bernie Nicholls (11-22-87 vs. Los Angeles, 3 goals, 3 assists)
Hakan Loob (3-12-88 at Calgary, 3 goals, 3 assists)
Kevin Dineen (4-15-93 vs. Philadelphia, 3 goals, 3 assists)

Most Saves in Shutout by Opposing Player
Game 39 Glenn Healy (2-4-90 vs. N.Y. Islanders)
Darcy Wakaluk (2-7-92 vs. Minnesota)

Least Saves in Shutout by Opposing Player
Game 14 Phil Myre (10-15-70 vs. Montreal)

The PLAYOFFS
2000-2001



SABRES ALL-TIME PLAYOFF SCORING

A

PLAYER	GP	G	A	PTS	PIM
Maxim Afinogenov	5	0	1	1	2
Shawn Anderson	5	0	1	1	4
Mikael Andersson	1	1	0	1	0
Dave Andreychuk	41	12	20	32	32
Scott Arniel	16	2	1	3	13
Mark Astley	2	0	0	0	0
Donald Audette	48	12	17	29	32

B

PLAYER	GP	G	A	PTS	PIM
Matthew Barnaby	27	7	11	18	79
Stu Barnes	26	10	3	13	8
Tom Barrasso	12	0	0	0	9
Doug Bodger	42	6	18	24	25
Philippe Boucher	7	1	1	2	2
Bob Boughner	25	0	5	5	24
Ken Breitenbach	8	0	1	1	4
Curtis Brown	39	9	11	20	26
Randy Burridge	12	5	1	6	2

C

PLAYER	GP	G	A	PTS	PIM
Keith Carney	15	0	6	6	6
Larry Carriere	23	0	3	3	40
Jacques Cloutier	4	0	0	0	0
Real Cloutier	2	0	0	0	0
Bob Corkum	14	2	0	2	6
Roger Crozier	9	0	1	1	2
Randy Cunneyworth	3	0	0	0	0
Paul Cyr	18	3	6	9	21

D

PLAYER	GP	G	A	PTS	PIM
Mal Davis	7	1	0	1	0
Jason Dawe	22	4	3	7	18
Gerry Desjardins	25	0	0	0	4
Michel Deziel	1	0	0	0	0
Gord Donnelly	4	0	1	1	0
Tom Draper	7	0	0	0	0
Dave Dryden	2	0	0	0	0
Rick Dudley	25	7	2	9	69
Richie Dunn	27	2	14	16	16

E

PLAYER	GP	G	A	PTS	PIM
Don Edwards	31	0	0	0	7
Bob Errey	4	0	1	1	10

F

PLAYER	GP	G	A	PTS	PIM
Dave Fenyves	11	0	0	0	9
Lee Fogolin	30	0	6	6	58
Mike Foligno	39	13	11	24	143
Lou Franceschetti	6	1	0	1	2
Grant Fuhr	8	0	0	0	2

G

PLAYER	GP	G	A	PTS	PIM
Garry Galley	17	0	9	9	18
Danny Gare	57	23	21	44	147
Clark Gillies	5	0	1	1	25
Doug Gilmour	5	0	1	1	0
Jean-Luc Grand-Pierre	4	0	0	0	4
Chris Gratton	5	0	1	1	4
Norm Gratton	6	0	1	1	2
Michal Grosek	40	9	11	20	64
Jocelyn Guevremont	40	4	17	21	18

H-I

PLAYER	GP	G	A	PTS	PIM
Bill Hajt	80	2	16	18	70
Bob Halkidis	8	0	0	0	41
Kevin Haller	6	1	4	5	10
Gilles Hamel	18	2	5	7	8
Dave Hannan	27	4	3	7	28
Hugh Harris	3	0	0	0	0
Paul Harrison	1	0	0	0	0
Mike Hartman	19	0	0	0	104
Dominik Hasek	55	0	2	2	10
Dale Hawerchuk	30	9	25	34	16
Alan Haworth	10	4	5	9	4
Larry Hillman	6	0	0	0	8
Benoit Hogue	13	3	1	4	37
Jason Holland	1	0	0	0	0
Brian Holzinger	52	11	18	29	61
Tim Horton	6	0	1	1	4
Bill Houlder	8	0	2	2	4
Phil Housley	35	10	17	27	22
Charlie Huddy	3	0	0	0	0

J

PLAYER	GP	G	A	PTS	PIM
Val James	3	0	0	0	0
Calle Johansson	6	0	1	1	0
Joe Juneau	20	3	8	11	10

K

PLAYER	GP	G	A	PTS	PIM
Dean Kennedy	8	1	2	3	29
Yuri Khmylev	20	7	5	12	20
Jerry Korab	46	7	14	21	69
Joe Kowal	2	0	0	0	0
Uwe Krupp	23	1	2	3	29
Paul Kruse	11	1	0	1	8

L

PLAYER	GP	G	A	PTS	PIM
Pat LaFontaine	19	12	15	27	6
Yvon Lambert	4	3	0	3	2
Grant Ledyard	19	4	5	9	20
Jim Lorentz	35	11	9	20	22
Don Luce	62	17	19	36	46

M

PLAYER	GP	G	A	PTS	PIM
Kevin Maguire	10	0	0	0	86
Clint Malarchuk	5	0	1	1	2
Dave Maloney	1	0	0	0	0
Rick Martin	62	24	29	53	74
Terry Martin	11	2	2	4	10
Brad May	36	3	8	11	59
Gary McAdam	15	3	2	5	7
Rob McClanahan	15	0	2	2	17
Dale McCourt	14	5	5	10	4
Paul McIntosh	2	0	0	0	7
Jay McKee	26	0	3	3	24
Tony McKegney	38	11	9	20	10
Sean McKenna	8	1	1	2	2
Peter McNab	25	2	6	8	4
Gerry Meehan	6	0	1	1	0
Larry Mickey	6	1	0	1	5
Alexander Mogilny	31	14	16	30	18
Mike Moller	3	0	1	1	0
Randy Moller	14	0	2	2	16
Bob Mongrain	11	1	2	3	2
Craig Muni	12	0	1	1	6
Phil Myre	1	0	0	0	0

N-O

PLAYER	GP	G	A	PTS	PIM
Mark Napier	9	1	3	4	0
Gates Orlando	5	0	4	4	14

P-Q

PLAYER	GP	G	A	PTS	PIM
Jeff Parker	5	0	0	0	26
James Patrick	25	0	2	2	14
Steve Patrick	8	0	1	1	6
Colin Patterson	13	1	1	2	2
Scott Pearson	5	0	0	0	4
Michael Peca	49	8	13	21	38
Gil Perreault	90	33	70	103	44
Brent Peterson	22	2	3	5	50
Derek Plante	30	5	9	14	14
Larry Playfair	40	0	6	6	97
Tracy Pratt	6	0	0	0	6
Wayne Presley	27	9	5	14	42
Ken Priestlay	14	0	0	0	21
Wayne Primeau	42	4	7	11	18
Daren Puppa	5	0	0	0	0

R

PLAYER	GP	G	A	PTS	PIM
Craig Ramsay	89	17	31	48	27
Mike Ramsey	72	8	18	26	158
Erik Rasmussen	24	2	4	6	22
Rob Ray	52	3	2	5	167
Joe Reekie	2	0	0	0	4
Jacques Richard	12	2	1	3	7
Rene Robert	47	22	17	39	71
Mike Robitaille	6	0	0	0	0
Dwayne Roloson	4	0	0	0	0
Ed Ronan	6	1	0	1	6
Lindy Ruff	42	11	10	21	164
Christian Ruuttu	23	3	8	11	43

S

PLAYER	GP	G	A	PTS	PIM
Geoff Sanderson	38	7	9	16	26
Miroslav Satan	38	11	11	22	6
Bob Sauve	22	0	0	0	2
Jean Francois Sauve	7	2	2	4	0
Andre Savard	45	5	11	16	40
Ron Schock	2	0	0	0	0
Jim Schoenfeld	75	3	13	16	151
Dave Schultz	3	0	2	2	4
Ric Seiling	55	14	14	28	31
Darrin Shannon	14	1	3	4	8
Darryl Shannon	29	4	7	11	16
Ray Sheppard	7	1	2	3	2
Steve Shields	10	0	0	0	9
Todd Simon	5	1	0	1	0
Richard Smehlik	73	1	13	14	34
Al Smith	1	0	0	0	0
Derek Smith	30	9	14	23	13
Doug Smith	1	0	0	0	0
Dave Snuggerud	12	1	3	4	6
Brian Spencer	30	1	4	5	12
Bill Stewart	9	0	3	3	0
Ken Sutton	25	3	4	7	14
Petr Svoboda	10	1	4	5	10
Bob Sweeney	14	2	2	4	12
Dean Sylvester	4	0	0	0	2

T-U

PLAYER	GP	G	A	PTS	PIM
Tony Tanti	12	2	3	5	12
Chris Taylor	2	0	0	0	2
Paul Terbenche	6	0	0	0	0
Alex Tidey	2	0	0	0	0
Andrei Trefilov	1	0	0	0	0
Vladimir Tsyplakov	5	0	1	1	4
John Tucker	17	9	11	20	18
Pierre Turgeon	23	12	13	25	14

V

PLAYER	GP	G	A	PTS	PIM
John Van Boxmeer	35	5	14	19	35
Vaclav Varada	41	8	8	16	40
Rick Vaive	17	7	5	12	20
Hannu Virta	17	1	3	4	6

W-Y

PLAYER	GP	G	A	PTS	PIM
Darcy Wakaluk	2	0	0	0	2
Dixon Ward	53	12	17	29	46
Rhett Warrener	25	1	3	4	34
Jay Wells	7	0	1	1	12
Jim Wiemer	1	0	0	0	0
Mike Wilson	25	0	2	2	15
Randy Wood	21	3	5	8	10
Jason Woolley	41	6	22	28	24

Z

PLAYER	GP	G	A	PTS	PIM
Alexei Zhitnik	57	5	15	20	126

Note: Michel Deziel is the only Sabre to have played in a playoff game without participating in a regular season game.

SABRES ALL-TIME PLAYOFF GOALTENDING STATISTICS

PLAYER	GP	MIN	GA	EN	SO	AVG.	W	L
Dominik Hasek	55	3457	117	5	5	2.03	30	24
Paul Harrison	1	26	1	0	0	2.31	0	0
Jacques Cloutier	4	238	10	1	1	2.52	1	3
Tom Draper	7	433	19	0	1	2.63	3	4
Steve Shields	10	570	26	3	1	2.74	4	6
Roger Crozier	9	541	25	1	0	2.77	5	4
Bob Sauve	23	1268	59	1	4	2.79	13	9
Don Edwards	31	1859	98	3	1	3.16	13	18
Darcy Wakaluk	2	37	2	0	0	3.24	0	1
Gerry Desjardins	25	1382	75	1	0	3.25	11	11
Grant Fuhr	8	474	27	0	1	3.42	3	4
Al Smith	1	17	1	0	0	3.53	0	0
Daren Puppa	11	593	36	2	0	3.64	3	6
Tom Barrasso	12	663	46	1	0	4.16	3	8
Dwayne Roloson	4	139	10	1	0	4.32	1	1
Clint Malarchuk	5	305	22	0	0	4.33	2	3
Dave Dryden	2	120	9	0	0	4.50	0	2
Phil Myre	1	57	7	0	0	7.37	0	0
Andrei Trefilov	1	13	0	0	0	0.00	0	0

BUFFALO SABRES FINAL 2000 PLAYOFF STATS

POS	NO.	PLAYER	GP	G	A	PTS	+/-	PIM	PP	SH	GW	GT	S	PCTG
L	81	MIROSLAV SATAN	5	3	2	5	2	0	0	0	0	0	11	27.3
C	37	CURTIS BROWN	5	1	3	4	1	6	1	0	0	0	10	10.0
C	41	STU BARNES	5	3	0	3	1-	2	2	0	1	1	11	27.3
L	8	GEOFF SANDERSON	5	0	2	2	0	8	0	0	0	0	9	.0
D	5	JASON WOOLLEY	5	0	2	2	1	2	0	0	0	0	10	.0
D	42	RICHARD SMEHLIK	5	1	0	1	0	0	0	0	0	0	6	16.7
C	93	DOUG GILMOUR	5	0	1	1	1-	0	0	0	0	0	3	.0
D	3	JAMES PATRICK	5	0	1	1	1	2	0	0	0	0	3	.0
R	15	DIXON WARD	5	0	1	1	1	2	0	0	0	0	4	.0
C	27	MICHAEL PECA	5	0	1	1	1-	4	0	0	0	0	7	.0
C	77	CHRIS GRATTON	5	0	1	1	1-	4	0	0	0	0	4	.0
L	29	VLADIMIR TSYPLAKOV	5	0	1	1	1	4	0	0	0	0	4	.0
R	61	*MAXIM AFINOGENOV	5	0	1	1	2-	2	0	0	0	0	9	.0
D	20	*JASON HOLLAND	1	0	0	0	0	0	0	0	0	0	1	.0
D	74	JAY MCKEE	1	0	0	0	0	0	0	0	0	0	0	.0
C	16	CHRIS TAYLOR	2	0	0	0	1-	2	0	0	0	0	2	.0
C	9	ERIK RASMUSSEN	3	0	0	0	0	4	0	0	0	0	5	.0
D	44	ALEXEI ZHITNIK	4	0	0	0	1-	8	0	0	0	0	4	.0
D	34	*J-LUC GRAND-PIERRE	4	0	0	0	0	4	0	0	0	0	5	.0
G	39	DOMINIK HASEK	5	0	0	0	0	2	0	0	0	0	0	.0
D	4	RHETT WARRENER	5	0	0	0	1-	2	0	0	0	0	8	.0
R	25	VACLAV VARADA	5	0	0	0	1	8	0	0	0	0	8	.0

NO.	GOALTENDER	GPI	MINS	AVG	W	L	EN	SO	GA	SA	SV %	G	A	PIM
39	DOMINIK HASEK	5	301	2.39	1	4	2	0	12	147	.918	0	0	2
	BUF TOTALS	**5**	**305**	**2.75**	**1**	**4**	**2**	**0**	**14**	**149**	**.906**			

* - rookie

BUFFALO SABRES 2000 GAME-BY-GAME PLAYOFF STATS

Date	Game	#3 Patrick	#4 Warrener	#5 Woolley	#8 Sanderson	#9 Rasmussen	#15 Ward	#16 Taylor	#20 Holland	#25 Varada	#27 Peca	#29 Tsyplakov
4/13	@ PHI	0-0/2-0 E	0-0/2-0 E	0-0/0-1 +1	0-1/4-0 E	0-0/2-2 E	0-0/0-0 E	DNP	ROCH	0-0/2-0 E	0-0/0-3 -1	0-0/0-2 E
4/14	@ PHI	0-0/0-1 E	0-0/0-5 +1	0-1/0-4 +1	0-0/2-1 E	0-0/0-1 E	0-0/0-1 E	DNP	DNP	0-0/2-3 E	0-0/0-1 E	0-0/2-0 E
4/16	vs. PHI	0-0/0-0 E	0-0/0-2 -1	0-0/0-0 -1	0-0/2-2 -1	0-0/2-2 E	0-0/0-2 E	DNP	DNP	0-0/2-0 E	0-0/2-0 E	0-0/0-0 E
4/18	vs. PHI	0-1/0-0 +1	0-0/0-1 -1	0-1/0-4 +1	0-1/0-3 +1	DNP	0-1/2-0 +1	0-0/0-1 E	DNP	0-0/0-2 E	0-0/0-3 -1	0-0/2-0 E
4/20	@ PHI	0-0/0-2 E	0-0/0-0 E	0-0/2-1 -1	0-0/0-3 E	DNP	0-0/0-1 E	0-0/2-1 -1	0-0/0-1 E	0-0/2-3 +1	0-1/2-0 +1	0-1/0-2 +1

Date	Game	#32 Ray	#34 Grand-Pierre	#37 Brown	#41 Barnes	#42 Smehlik	#44 Zhitnik	#51 Campbell	#61 Afinogenov	#74 McKee	#77 Gratton	#81 Satan
4/13	@ PHI	DNP	ROCH	0-1/0-3 +1	1-0/0-1 -1	0-0/0-0 E	0-0/0-1 -1	ROCH	0-0/2-3 E	0-0/0-0 E	0-1/0-0 E	1-0/0-3 +1
4/14	@ PHI	DNP	0-0/0-1 E	0-1/0-0 +1	0-0/2-3 E	0-0/0-0 E	0-0/2-2 E	ROCH	0-0/0-1 E	INJ	0-0/0-1 E	1-0/0-2 +1
4/16	vs. PHI	DNP	0-0/4-2 E	0-1/0-2 -1	0-0/0-2 E	0-0/0-1 E	0-0/0-1 E	ROCH	0-0/0-0 E	INJ	0-0/2-0 -1	0-0/0-1 -1
4/18	vs. PHI	DNP	0-0/0-1 +1	1-1/6-3 E	1-0/0-3 +1	0-0/0-4 E	0-0/6-0 E	ROCH	0-0/0-1 -1	INJ	0-0/0-3 +1	1-1/0-4 +1
4/20	@ PHI	DNP	0-0/0-1 -1	0-0/0-2 E	1-0/0-2 -1	1-0/0-1 E	SUSP	ROCH	0-1/0-1 -1	INJ	0-0/2-0 -1	0-1/0-1 E

Date	Game	#93 Gilmour	#30 Roloson	#39 Hasek	#43 Biron
4/13	@ PHI	0-1/0-1 E	DNP	30-27-0/59:12	DNP
4/14	@ PHI	0-0/0-1 +1	DNP	27-25-0/59:34	DNP
4/16	vs. PHI	0-0/0-0 E	DNP	26-25-1/59:37	DNP
4/18	vs. PHI	0-0/0-1 E	DNP	28-26-0/64:31	DNP
4/20	@ PHI	0-0/0-0 -2	DNP	36-32-1/58:19	DNP

SKATERS KEY: Goals-Assists/PIM-Shots Plus/Minus
GOALIES KEY: Shots-Saves-Empty Net Goals/Minutes Played
ABBREVIATIONS: DNP - Did Not Play (Healthy Scratch or Backup)
INJ - Injured or Illness
ROCH - Rochester (with AHL Affiliate)
SUSP - Suspended
NOR - Not on Roster

BUFFALO SABRES 1999-2000 POSTSEASON SCORES

NO.	DATE	OPP.	SCORE	W/L	REC.	PP	PK	GOALIE	ATT.	GOALS by UNIF. (in order scored)
1.	4/13	@ Philadelphia #	2-3	L	0-1	1-4	4-6	Hasek	19,607	41,81
2.	4/14	@ Philadelphia #	1-2	L	0-2	0-3	3-5	Hasek	19,752	81
3.	4/16	vs. Philadelphia	0-2	L	0-3	0-3	5-6	Hasek	18,690	--
4.	4/18	vs. Philadelphia	3-2*	W	1-3	1-6	5-6	Hasek	18,690	37,81,41
5.	4/20	@ Philadelphia	2-5	L	1-4	1-2	2-5	Hasek	19,801	42,41

Key: power-play goals underlined (sh) short-handed goal (d) deciding goal (en) empty net goal (t) game-tying goal

* - overtime decision
\# - two referee game

Attendance Breakdown
Home (2 games) - 37,380 (avg. 18,690) - 2 sellouts
Away (3 games) - 59,160 (avg. 19,720)

SABRES FACT

The Sabres named Michael Peca the team's 11th player to wear the captain's "C" on November 6, 1997. Actually, the team's 12th player also came from the 1997-98 season, as Donald Audette wore the "C" at Montreal on April 18, 1998, with Peca out injured (knee). Buffalo's former captains were Floyd Smith (1970-71), Gerry Meehan (1971-72 to 1973-74), Jim Schoenfeld (1974-75 to 1976-77), Danny Gare (1977-78 to 1981-82), Gil Perreault (1981-82 to 1986-87), Lindy Ruff (1986-87 to 1988-89), Mike Foligno (1988-89 to 1990-91), Mike Ramsey (1/91 to 10/92) and Pat LaFontaine (10/92 to 4/97). Alexander Mogilny served as captain following a season-ending injury to LaFontaine in 1993-94 (11/15/93 to 4/29/94).

PHILADELPHIA FLYERS VS. BUFFALO SABRES

Summary: Won- 1 Lost- 4 Tied- 0

At BUFFALO	Score			Attend.	Goaltenders	W/T Goal
April 16, 2000	SABRES 0	FLYERS 2		18,690	HASEK/ BOUCHER	JOHN LECLAIR
April 18, 2000	SABRES 3	FLYERS 2		18,690	HASEK/ BOUCHER	STU BARNES
At PHILADELPHIA	**Score**			**Attend.**	**Goaltenders**	**W/T Goal**
April 13, 2000	SABRES 2	FLYERS 3		19,607	HASEK/ BOUCHER	SIMON GAGNE
April 14, 2000	SABRES 1	FLYERS 2		19,752	HASEK/ BOUCHER	ERIC DESJARDINS
April 20, 2000	SABRES 2	FLYERS 5		19,801	HASEK/ BOUCHER	DAYMOND LANGKOW

Goals by Period:	1st	2nd	3rd	OT	Total
SABRES	3	3	1	1	8
FLYERS	4	5	5	0	14

Shots by Period:	1st	2nd	3rd	OT	Total
SABRES	42	44	35	3	124
FLYERS	38	70	39	2	149

Individual Scoring

SABRES	GP	G	A	TP	+/-	PM	PP	SH	GW	GT	EN	S	Pctg
MIROSLAV SATAN	5	3	2	5	2	0	0	0	0	0	0	11	27.3
CURTIS BROWN	5	1	3	4	1	6	1	0	0	0	0	10	10.0
STU BARNES	5	3	0	3	1-	2	2	0	1	1	0	11	27.3
GEOFF SANDERSON	5	0	2	2		8	0	0	0	0	0	9	.0
JASON WOOLLEY	5	0	2	2	1	2	0	0	0	0	0	10	.0
RICHARD SMEHLIK	5	1	0	1		0	0	0	0	0	0	6	16.7
MAXIM AFINOGENOV	5	0	1	1	2-	2	0	0	0	0	0	9	.0
DOUG GILMOUR	5	0	1	1	1-	0	0	0	0	0	0	3	.0
CHRIS GRATTON	5	0	1	1	1-	4	0	0	0	0	0	4	.0
JAMES PATRICK	5	0	1	1	1	2	0	0	0	0	0	3	.0
MICHAEL PECA	5	0	1	1	1-	4	0	0	0	0	0	7	.0
VLADIMIR TSYPLAKOV	5	0	1	1	1	4	0	0	0	0	0	4	.0
DIXON WARD	5	0	1	1	1	2	0	0	0	0	0	4	.0
JASON HOLLAND	1	0	0	0		0	0	0	0	0	0	1	.0
JAY MCKEE	1	0	0	0		0	0	0	0	0	0	0	.0
CHRIS TAYLOR	2	0	0	0	1-	2	0	0	0	0	0	2	.0
ERIK RASMUSSEN	3	0	0	0		4	0	0	0	0	0	5	.0
J-LUC GRAND-PIERRE	4	0	0	0		4	0	0	0	0	0	5	.0
ALEXEI ZHITNIK	4	0	0	0	1-	8	0	0	0	0	0	4	.0
DOMINIK HASEK	5	0	0	0		2	0	0	0	0	0	0	.0
VACLAV VARADA	5	0	0	0	1	8	0	0	0	0	0	8	.0
RHETT WARRENER	5	0	0	0	1-	2	0	0	0	0	0	8	.0

Power-play: 3-18 16.7%
Penalty killing: 19-28 67.9%

FLYERS	GP	G	A	TP	+/-	PM	PP	SH	GW	GT	EN	S	Pctg
SIMON GAGNE	5	2	3	5	2-	2	2	0	1	0	0	10	20.0
ERIC DESJARDINS	5	1	4	5	3	0	1	0	1	0	0	8	12.5
DAYMOND LANGKOW	5	3	1	4		2	1	1	1	0	1	16	18.8
JOHN LECLAIR	5	3	1	4	1	0	3	0	1	0	0	16	18.8
DANIEL MCGILLIS	5	1	3	4		6	0	0	0	0	0	11	9.1
KEITH PRIMEAU	5	1	3	4		0	0	0	0	0	0	10	10.0
MARK RECCHI	5	1	3	4	3	2	0	0	0	0	1	16	6.3
RICK TOCCHET	5	1	3	4	2-	6	1	0	0	0	0	12	8.3
KEITH JONES	5	1	0	1		6	1	0	0	0	0	5	20.0
CHRIS THERIEN	5	0	1	1	2	2	0	0	0	0	0	6	.0
PETER WHITE	5	0	1	1		0	0	0	0	0	0	6	.0
CRAIG BERUBE	5	0	0	0	1-	2	0	0	0	0	0	4	.0
ANDY DELMORE	5	0	0	0	2-	2	0	0	0	0	0	7	.0
MARK EATON	5	0	0	0	2-	0	0	0	0	0	0	1	.0
JODY HULL	5	0	0	0	1-	0	0	0	0	0	0	7	.0
KENT MANDERVILLE	5	0	0	0		14	0	0	0	0	0	5	.0
LUKE RICHARDSON	5	0	0	0		12	0	0	0	0	0	1	.0
VALERI ZELEPUKIN	5	0	0	0		4	0	0	0	0	0	8	.0

Power-play: 9-28 32.1%
Penalty killing: 15-18 83.3%

Goaltending

SABRES	GP	MIN	GA	Avg	EN	SO	W	L	T	Shots	Save%
DOMINIK HASEK	5	301	12	2.4	2	0	1	4	0	147	.918

FLYERS	GP	MIN	GA	Avg	EN	SO	W	L	T	Shots	Save%
BRIAN BOUCHER	5	304	8	1.6	0	1	4	1	0	124	.935

SABRES ALL-TIME PLAYOFF RESULTS

1973

DATE	SCORE	GOALTENDERS	WINNING GOAL
April 4, 1973	@ Montreal 2, Buffalo 1	D. Dryden/K. Dryden	Cournoyer (Mtl.)
April 5, 1973	@ Montreal 7, Buffalo 3	D. Dryden/K. Dryden	Lapointe (Mtl.)
April 7, 1973	Montreal 5, @ Buffalo 2	Crozier/K. Dryden	Wilson (Mtl.)
April 8, 1973	@ Buffalo 5, Montreal 1	Crozier/K. Dryden	Perreault (Buf.)
April 10, 1973	Buffalo 3, @ Montreal 2 (OT)	Crozier/K. Dryden	Robert (Buf.)
April 12, 1973	Montreal 4, @ Buffalo 2	Crozier/K. Dryden	Lapointe (Mtl.)

(Montreal wins series 4 games to 2)

1975

DATE	SCORE	GOALTENDERS	WINNING GOAL
April 13, 1975	@ Buffalo 4, Chicago 1	Desjardins/Esposito	Perreault (Buf.)
April 15, 1975	@ Buffalo 3, Chicago 1	Desjardins/Esposito	Dudley (Buf.)
April 17, 1975	@ Chicago 5, Buffalo 4 (OT)	Desjardins/Esposito	Mikita (Chi.)
April 20, 1975	Buffalo 6, @ Chicago 2	Desjardins/Esposito	R. Martin (Buf.)
April 22, 1975	@ Buffalo 3, Chicago 1	Desjardins/Esposito	Robert (Buf.)

(Buffalo wins series 4 games to 1)

DATE	SCORE	GOALTENDERS	WINNING GOAL
April 27, 1975	@ Buffalo 6, Montreal 5 (OT)	Desjardins-Crozier/Dryden	Gare (Buf.)
April 29, 1975	@ Buffalo 4, Montreal 2	Crozier/Dryden	Ramsay (Buf.)
May 1, 1975	@ Montreal 7, Buffalo 0	Crozier-Desjardins/Dryden	Mahovlich (Mtl.)
May 3, 1975	@ Montreal 8, Buffalo 2	Desjardins/Dryden	Lafleur (Mtl.)
May 6, 1975	@ Buffalo 5, Montreal 4 (OT)	Desjardins/Dryden	Robert (Buf.)
May 8, 1975	Buffalo 4, @ Montreal 3	Desjardins/Dryden	Lorentz (Buf.)

(Buffalo wins series 4 games to 2)

DATE	SCORE	GOALTENDERS	WINNING GOAL
May 15, 1975	@ Philadelphia 4, Buffalo 1	Desjardins/Parent	Lonsberry (Phi.)
May 18, 1975	@ Philadelphia 2, Buffalo 1	Desjardins/Parent	Clarke (Phi.)
May 20, 1975	@ Buffalo 5, Philadelphia 4 (OT)	Crozier/Parent	Robert (Buf.)
May 22, 1975	@ Buffalo 4, Philadelphia 2	Desjardins/Parent	Lorentz (Buf.)
May 25, 1975	@ Philadelphia 5, Buffalo 1	Desjardins/Parent	Dornhoefer (Phi.)
May 27, 1975	Philadelphia 2, @ Buffalo 0	Crozier/Parent	Kelly (Phi.)

(Philadelphia wins series 4 games to 2)

1976

DATE	SCORE	GOALTENDERS	WINNING GOAL
April 6, 1976	@ St. Louis 5, Buffalo 2	Desjardins/Staniowski	Patey (St.L.)
April 8, 1976	@ Buffalo 3, St. Louis 2 (OT)	Desjardins/Staniowski	Gare (Buf.)
April 9, 1976	@ Buffalo 2, St. Louis 1 (OT)	Desjardins/Staniowski	Luce (Buf.)

(Buffalo wins series 2 games to 1)

DATE	SCORE	GOALTENDERS	WINNING GOAL
April 11, 1976	@ Buffalo 5, N.Y. Islanders 3	Desjardins/Resch-Smith	R. Martin (Buf.)
April 13, 1976	@ Buffalo 3, N.Y. Islanders 2 (OT)	Desjardins/Smith	Gare (Buf.)
April 15, 1976	@ N.Y. Islanders 5, Buffalo 3	Desjardins/Smith	MacMillan (N.Y.I.)
April 17, 1976	@ N.Y. Islanders 4, Buffalo 2	Desjardins/Smith	Potvin (N.Y.I.)
April 20, 1976	N.Y. Islanders 4, @ Buffalo 2	Desjardins/Smith	Marshall (N.Y.I.)
April 22, 1976	@ N.Y. Islanders 3, Buffalo 2	Desjardins/Smith	Gillies (N.Y.I.)

(N.Y. Islanders win series 4 games to 2)

1977

DATE	SCORE	GOALTENDERS	WINNING GOAL
April 5, 1977	@ Buffalo 4, Minnesota 2	Edwards/LoPresti	Korab (Buf.)
April 7, 1977	Buffalo 7, @ Minnesota 1	Edwards/LoPresti-Smith	R. Martin (Buf.)

(Buffalo wins series 2 games to 0)

DATE	SCORE	GOALTENDERS	WINNING GOAL
April 11, 1977	@ N.Y. Islanders 4, Buffalo 2	Edwards/Smith	Gillies (N.Y.I.)
April 13, 1977	@ N.Y. Islanders 4, Buffalo 2	Edwards/Smith	Gillies (N.Y.I.)
April 15, 1977	N.Y. Islanders 4, @ Buffalo 3	Edwards/Smith	Gillies (N.Y.I.)
April 17, 1977	N.Y. Islanders 4, @ Buffalo 3	Desjardins/Smith	MacMillan (N.Y.I.)

(N.Y. Islanders win series 4 games to 0)

1978

DATE	SCORE	GOALTENDERS	WINNING GOAL
April 11, 1978	@ Buffalo 4, N.Y. Rangers 1	Edwards/Thomas	R. Martin (Buf.)
April 13, 1978	@ N.Y. Rangers 4, Buffalo 3 (OT)	Edwards/Davidson	Murdoch (N.Y.R.)
April 15, 1978	@ Buffalo 4, N.Y. Rangers 1	Edwards/Thomas	Ramsay (Buf.)

(Buffalo wins series 2 games to 1)

DATE	SCORE	GOALTENDERS	WINNING GOAL
April 17, 1978	@ Philadelphia 4, Buffalo 1	Edwards/Parent	Kelly (Phi.)
April 19, 1978	@ Philadelphia 3, Buffalo 2	Edwards/Parent	MacLeish (Phi.)
April 22, 1978	@ Buffalo 4, Philadelphia 1	Edwards/Parent	Perreault (Buf.)
April 23, 1978	Philadelphia 4, @ Buffalo 2	Edwards/Parent	MacLeish (Phi.)
April 25, 1978	@ Philadelphia 4, Buffalo 2	Edwards/Parent	Lonsberry (Phi.)

(Philadelphia wins series 4 games to 1)

1979

DATE	SCORE	GOALTENDERS	WINNING GOAL
April 10, 1979	Pittsburgh 4, @ Buffalo 3	Sauve/Herron	Kindrachuk (Pit.)
April 12, 1979	Buffalo 3, @ Pittsburgh 1	Sauve/Herron	Richard (Buf.)
April 14, 1979	Pittsburgh 4, @ Buffalo 3 (OT)	Sauve/Herron	Ferguson (Pit.)

(Pittsburgh wins series 2 games to 1)

1980

DATE	SCORE	GOALTENDERS	WINNING GOAL
April 8, 1980	@ Buffalo 2, Vancouver 1	Edwards/Bromley	Luce (Buf.)
April 9, 1980	@ Buffalo 6, Vancouver 0	Sauve/Bromley-Hanlon	Ramsey (Buf.)
April 11, 1980	@ Vancouver 5, Buffalo 4	Edwards/Hanlon-Bromley	Brasar (Van.)
April 12, 1980	Buffalo 3, @ Vancouver 1	Sauve/Bromley	Perreault (Buf.)

(Buffalo wins series 3 games to 1)

DATE	SCORE	GOALTENDERS	WINNING GOAL
April 16, 1980	@ Buffalo 5, Chicago 0	Edwards/Esposito	Van Boxmeer (Buf.)
April 17, 1980	@ Buffalo 6, Chicago 4	Sauve/Veisor	Gare (Buf.)
April 19, 1980	Buffalo 2, @ Chicago 1	Edwards/Esposito	Dudley (Buf.)
April 20, 1980	Buffalo 3, @ Chicago 2	Sauve/Esposito	Perreault (Buf.)

(Buffalo wins series 4 games to 0)

DATE	SCORE	GOALTENDERS	WINNING GOAL
April 29, 1980	N.Y. Islanders 4, @ Buffalo 1	Edwards/Smith	Bossy (N.Y.I.)
May 1, 1980	N.Y. Islanders 2, @ Buffalo 1 (2OT)	Sauve/Smith	Nystrom (N.Y.I.)
May 3, 1980	@ N.Y. Islanders 7, Buffalo 4	Edwards/Smith	Henning (N.Y.I.)
May 6, 1980	Buffalo 7, @ N.Y. Islanders 4	Sauve/Smith-Resch	Smith (Buf.)
May 8, 1980	@ Buffalo 2, N.Y. Islanders 0	Sauve/Resch	Van Boxmeer (Buf.)
May 10, 1980	@ N.Y. Islanders 5, Buffalo 2	Sauve/Smith	Lorimer (N.Y.I.)

(N.Y. Islanders win series 4 games to 2)

1981

DATE	SCORE	GOALTENDERS	WINNING GOAL
April 8, 1981	@ Buffalo 3, Vancouver 2 (OT)	Edwards/Brodeur	Haworth (Buf.)
April 9, 1981	@ Buffalo 5, Vancouver 2	Edwards/Brodeur	Gare (Buf.)
April 11, 1981	Buffalo 5, @ Vancouver 3	Edwards/Brodeur	Ruff (Buf.)

(Buffalo wins series 3 games to 0)

DATE	SCORE	GOALTENDERS	WINNING GOAL
April 16, 1981	Minnesota 4, @ Buffalo 3 (OT)	Edwards/Meloche	Payne (Min.)
April 17, 1981	Minnesota 5, @ Buffalo 2	Edwards/Meloche	Ciccarelli (Min.)
April 19, 1981	@ Minnesota 6, Buffalo 4	Edwards/Meloche	Broten (Min.)
April 20, 1981	Buffalo 5, @ Minnesota 4 (OT)	Edwards/Meloche	Ramsay (Buf.)
April 22, 1981	Minnesota 4, @ Buffalo 3	Edwards/Beaupre	MacAdam (Min.)

(Minnesota wins series 4 games to 1)

1982

DATE	SCORE	GOALTENDERS	WINNING GOAL
April 7, 1982	@ Boston 3, Buffalo 1	Edwards/Moffat	Park (Bos.)
April 8, 1982	@ Boston 7, Buffalo 3	Harrison/Moffat	Pederson (Bos.)
April 10, 1982	@ Buffalo 5, Boston 2	Edwards/Moffat	Ramsay (Buf.)
April 11, 1982	Boston 5, @ Buffalo 2	Edwards/Moffat	O'Reilly (Bos.)

(Boston wins series 3 games to 1)

1983

DATE	SCORE	GOALTENDERS	WINNING GOAL
April 6, 1983	Buffalo 1, @ Montreal 0	Sauve/Wamsley	Peterson (Buf.)
April 7, 1983	Buffalo 3, @ Montreal 0	Sauve/Wamsley-Sevigny	McCourt (Buf.)
April 9, 1983	@ Buffalo 4, Montreal 2	Sauve/Wamsley	McKegney (Buf.)
	(Buffalo wins series 3 games to 0)		
DATE	SCORE	GOALTENDERS	WINNING GOAL
April 14, 1983	Buffalo 7, @ Boston 4	Sauve/Peeters	McKegney (Buf.)
April 15, 1983	@ Boston 5, Buffalo 3	Sauve/Peeters	Bourque (Bos.)
April 17, 1983	@ Buffalo 4, Boston 3	Sauve/Peeters	Ramsey (Buf.)
April 18, 1983	Boston 6, @ Buffalo 2	Sauve/Peeters	Middleton (Bos.)
April 20, 1983	@ Boston 9, Buffalo 0	Sauve-Myre/Peeters	Crowder (Bos.)
April 22, 1983	@ Buffalo 5, Boston 3	Sauve/Pecters	Ruff (Buf.)
April 24, 1983	@ Boston 3, Buffalo 2 (OT)	Sauve/Peeters	Park (Bos.)
	(Boston wins series 4 games to 3)		

1984

DATE	SCORE	GOALTENDERS	WINNING GOAL
April 4, 1984	Quebec 3, @ Buffalo 2	Barrasso-Sauve/Bouchard	M. Stastny (Que.)
April 5, 1984	Quebec 6, @ Buffalo 2	Sauve-Barrasso/Bouchard	Savard (Que.)
April 7, 1984	@ Quebec 4, Buffalo 1	Barrasso/Bouchard	J.F. Sauve (Que.)
	(Quebec wins series 3 games to 0)		

1985

DATE	SCORE	GOALTENDERS	WINNING GOAL
April 10, 1985	@ Quebec 5, Buffalo 2	Barrasso/Gosselin	A. Stastny (Que.)
April 11, 1985	@ Quebec 3, Buffalo 2	Barrasso/Gosselin	Rochefort (Que.)
April 13, 1985	@ Buffalo 6, Quebec 4	Barrasso/Gosselin	Andreychuk (Buf.)
April 14, 1985	@ Buffalo 7, Quebec 4	Barrasso/Bouchard	Andreychuk (Buf.)
April 16, 1985	@ Quebec 6, Buffalo 5	Barrasso/Gosselin	Ashton (Que.)
	(Quebec wins series 3 games to 2)		

1988

DATE	SCORE	GOALTENDERS	WINNING GOAL
April 6, 1988	@ Boston 7, Buffalo 3	Barrasso-Puppa/Lemelin	Kluzak (Bos.)
April 7, 1988	@ Boston 4, Buffalo 1	Barrasso/Lemelin	Shoebottom (Bos.)
April 9, 1988	@ Buffalo 6, Boston 2	Barrasso/Moog	Tucker (Buf.)
April 10, 1988	@ Buffalo 6, Boston 5 (OT)	Puppa/Lemelin	Tucker (Buf.)
April 12, 1988	@ Boston 5, Buffalo 4	Puppa/Lemelin	Middleton (Bos.)
April 14, 1988	Boston 5, @ Buffalo 2	Barrasso/Moog	Plett (Bos.)
	(Boston wins series 4 games to 2)		

1989

DATE	SCORE	GOALTENDERS	WINNING GOAL
April 5, 1989	Buffalo 6, @ Boston 0	Cloutier/Lemelin	Foligno (Buf.)
April 6, 1989	@ Boston 5, Buffalo 3	Malarchuk/Moog	Carpenter (Bos.)
April 8, 1989	Boston 4, @ Buffalo 2	Cloutier/Moog	Neely (Bos.)
April 9, 1989	Boston 3, @ Buffalo 2	Cloutier/Lemelin	Neely (Bos.)
April 11, 1989	@ Boston 4, Buffalo 1	Cloutier/Moog	Neufeld (Bos.)
	(Boston wins series 4 games to 1)		

1990

DATE	SCORE	GOALTENDERS	WINNING GOAL
April 5, 1990	@ Buffalo 4, Montreal 1	Puppa/Roy	Vaive (Buf.)
April 7, 1990	Montreal 3, @ Buffalo 0	Puppa/Roy	Naslund (Mtl.)
April 9, 1990	@ Montreal 2, Buffalo 1 (OT)	Puppa/Roy	Skrudland (Mtl.)
April 11, 1990	Buffalo 4, @ Montreal 2	Puppa/Roy	Turgeon (Buf.)
April 13, 1990	Montreal 4, @ Buffalo 2	Puppa/Roy	Richer (Mtl.)
April 15, 1990	@ Montreal 5, Buffalo 2	Puppa/Roy	Lemieux (Mtl.)
	(Montreal wins series 4 games to 2)		

1991

DATE	SCORE	GOALTENDERS	WINNING GOAL
April 3, 1991	@ Montreal 7, Buffalo 5	Puppa-Wakaluk/Roy	Gilchrist (Mtl.)
April 5, 1991	@ Montreal 5, Buffalo 4	Puppa/Roy	Carbonneau (Mtl.)
April 7, 1991	@ Buffalo 5, Montreal 4	Malarchuk/Roy	Ramsey (Buf.)
April 9, 1991	@ Buffalo 6, Montreal 4	Malarchuk/Roy-Racicot	Ray (Buf.)
April 11, 1991	@ Montreal 4, Buffalo 3 (OT)	Malarchuk/Roy	Courtnall (Mtl.)
April 13, 1991	Montreal 5, @ Buffalo 1	Malarchuk/Roy-Racicot	Corson (Mtl.)
	(Montreal wins series 4 games to 2)		

1992

DATE	SCORE	GOALTENDERS	WINNING GOAL
April 19, 1992	Buffalo 3, @ Boston 2	Draper/Moog	Bodger (Buf.)
April 21, 1992	@ Boston 3, Buffalo 2 (OT)	Draper/Moog	Oates (Bos.)
April 23, 1992	Boston 3, @ Buffalo 2	Draper/Moog	Oates (Bos.)
April 25, 1992	Boston 5, @ Buffalo 4 (OT)	Draper/Moog	Donato (Bos.)
April 27, 1992	Buffalo 2, @ Boston 0	Draper/Moog	LaFontaine (Buf.)
April 29, 1992	@ Buffalo 9, Boston 3	Draper/Moog-Lemelin	May (Buf.)
May 1, 1992	@ Boston 3, Buffalo 2	Draper/Moog	Reid (Bos.)
	(Boston wins series 4 games to 3)		

1993

DATE	SCORE	GOALTENDERS	WINNING GOAL
April 18, 1993	Buffalo 5, @ Boston 4 (OT)	Fuhr/Moog	Sweeney (Buf.)
April 20, 1993	Buffalo 4, @ Boston 0	Fuhr/Moog-Blue	Presley (Buf.)
April 22, 1993	@ Buffalo 4, Boston 3 (OT)	Fuhr/Blue	Khmylev (Buf.)
April 24, 1993	@ Buffalo 6, Boston 5 (OT)	Fuhr-Hasek/Moog	May (Buf.)
	(Buffalo wins series 4 games to 0)		
DATE	SCORE	GOALTENDERS	WINNING GOAL
May 2, 1993	@ Montreal 4, Buffalo 3	Fuhr/Roy	Damphousse (Mtl.)
May 4, 1993	@ Montreal 4, Buffalo 3 (OT)	Fuhr/Roy	Carbonneau (Mtl.)
May 6, 1993	Montreal 4, @ Buffalo 3 (OT)	Fuhr/Roy	Dionne (Mtl.)
May 8, 1993	Montreal 4, @ Buffalo 3 (OT)	Fuhr/Roy	Muller (Mtl.)
	(Montreal wins series 4 games to 0)		

1994

DATE	SCORE	GOALTENDERS	WINNING GOAL
April 17, 1994	Buffalo 2, @ New Jersey 0	Hasek/Brodeur	Simon (Buf.)
April 19, 1994	@ New Jersey 2, Buffalo 1	Hasek/Brodeur	Stevens (N.J.)
April 21, 1994	New Jersey 2, @ Buffalo 1	Hasek/Brodeur	Albelin (N.J.)
April 23, 1994	@ Buffalo 5, New Jersey 3	Hasek/Brodeur	Presley (Buf.)
April 25, 1994	@ New Jersey 5, Buffalo 3	Hasek/Brodeur	Lemieux (N.J.)
April 27, 1994	@ Buffalo 1, New Jersey 0 (4OT)	Hasek/Brodeur	Hannan (Buf.)
April 29, 1994	@ New Jersey 2, Buffalo 1	Hasek/Brodeur	Lemieux (N.J.)
	(New Jersey wins series 4 games to 3)		

1995

DATE	SCORE	GOALTENDERS	WINNING GOAL
May 7, 1995	@ Philadelphia 4, Buffalo 3 (OT)	Hasek/Hextall	Dykhuis (Phi.)
May 8, 1995	@ Philadelphia 3, Buffalo 1	Hasek/Hextall	DiMaio (Phi.)
May 10, 1995	@ Buffalo 3, Philadelphia 1	Hasek/Hextall	Presley (Buf.)
May 12, 1995	Philadelphia 4, @ Buffalo 2	Hasek/Hextall	Desjardins (Phi.)
May 14, 1995	@ Philadelphia 6, Buffalo 4	Hasek/Hextall	LeClair (Phi.)
	(Philadelphia wins series 4 games to 1)		

1997

DATE	SCORE	GOALTENDERS	WINNING GOAL
April 17, 1997	@ Buffalo 3, Ottawa 1	Hasek/Tugnutt	Plante (Buf.)
April 19, 1997	Ottawa 3, @ Buffalo 1	Hasek/Tugnutt	Duchesne (Ott.)
April 21, 1997	Buffalo 3, @ Ottawa 2	Hasek-Shields/Tugnutt	Ward (Buf.)
April 23, 1997	@ Ottawa 1, Buffalo 0 (OT)	Shields/Tugnutt	Alfredsson (Ott.)
April 25, 1997	Ottawa 4, @ Buffalo 1	Shields-Trefilov/Tugnutt	Alfredsson (Ott.)
April 27, 1997	Buffalo 3, @ Ottawa 0	Shields/Tugnutt	Holzinger (Buf.)
April 29, 1997	@ Buffalo 3, Ottawa 2 (OT)	Shields/Tugnutt	Plante (Buf.)

DATE	SCORE	GOALTENDERS	WINNING GOAL
May 3, 1997	Philadelphia 5, @ Buffalo 3	Shields/Snow	Podein (Phi.)
May 5, 1997	Philadelphia 2, @ Buffalo 1	Shields/Snow	Therien (Phi.)
May 7, 1997	@ Philadelphia 4, Buffalo 1	Shields/Snow	Hawerchuk (Phi.)
May 9, 1997	Buffalo 5, @ Philadelphia 4 (OT)	Shields/Snow	Ronan (Buf.)
May 11, 1997	Philadelphia 6, @ Buffalo 3	Shields/Hextall	Zubrus (Phi.)
	(Philadelphia wins series 4 games to 1)		

1998

DATE	SCORE	GOALTENDERS	WINNING GOAL
April 22, 1998	Buffalo 3, @ Philadelphia 2	Hasek/Burke	Audette (Buf.)
April 24, 1998	@ Philadelphia 3, Buffalo 2	Hasek/Burke	LeClair (Phi.)
April 27, 1998	@ Buffalo 6, Philadelphia 1	Hasek/Burke-Hextall	Grosek (Buf.)
April 29, 1998	@ Buffalo 4, Philadelphia 1	Hasek/Burke	Satan (Buf.)
May 1, 1998	Buffalo 3, @ Philadelphia 2 (OT)	Hasek/Burke	Grosek (Buf.)
	(Buffalo wins series 4 games to 1)		
May 8, 1998	@ Buffalo 3, Montreal 2 (OT)	Hasek/Moog	Sanderson (Buf.)
May 10, 1998	@ Buffalo 6, Montreal 3	Hasek/Moog-Thibault	Barnaby (Buf.)
May 12, 1998	Buffalo 5, @ Montreal 4 (2OT)	Hasek/Thibault-Theodore	Peca (Buf.)
May 14, 1998	Buffalo 3, @ Montreal 1	Hasek/Moog-Theodore	Audette (Buf.)
	(Buffalo wins series 4 games to 0)		
May 23, 1998	Buffalo 2, @ Washington 0	Hasek/Kolzig	Grosek (Buf.)
May 25, 1998	@ Washington 3, Buffalo 2 (OT)	Hasek/Kolzig	Krygier (Wsh.)
May 28, 1998	Washington 4, @ Buffalo 3 (OT)	Hasek/Kolzig	Bondra (Wsh.)
May 30, 1998	Washington 2, @ Buffalo 0	Hasek/Kolzig	Berube (Wsh.)
June 2, 1998	Buffalo 2, @ Washington 1	Hasek/Kolzig	Woolley (Buf.)
June 4, 1998	Washington 3, @ Buffalo 2 (OT)	Hasek/Kolzig	Juneau (Wsh.)
	(Washington wins series 4 games to 2)		

1999

DATE	SCORE	GOALTENDERS	WINNING GOAL
April 21, 1999	Buffalo 2, @ Ottawa 1	Hasek/Tugnutt	Brown (Buf.)
April 23, 1999	Buffalo 3, @ Ottawa 2 (2OT)	Hasek/Rhodes	Satan (Buf.)
April 25, 1999	@ Buffalo 3, Ottawa 0	Hasek/Rhodes	Ward (Buf.)
April 27, 1999	@ Buffalo 4, Ottawa 3	Hasek/Tugnutt	Zhitnik (Buf.)
	(Buffalo wins series 4 games to 0)		
DATE	SCORE	GOALTENDERS	WINNING GOAL
May 6, 1999	@ Boston 4, Buffalo 2	Hasek/Dafoe	Thornton (Bos.)
May 9, 1999	Buffalo 3, @ Boston 1	Hasek/Dafoe	Brown (Buf.)
May 12, 1999	@ Buffalo 3, Boston 2	Hasek/Dafoe	Ward (Buf.)
May 14, 1999	@ Buffalo 3, Boston 0	Hasek/Dafoe	Zhitnik (Buf.)
May 16, 1999	@ Boston 5, Buffalo 3	Hasek-Roloson/Dafoe	Khristich (Bos.)
May 18, 1999	@ Buffalo 3, Boston 2	Hasek/Dafoe	Brown (Buf.)
	(Buffalo wins series 4 games to 2)		
DATE	SCORE	GOALTENDERS	WINNING GOAL
May 23, 1999	Buffalo 5, @Toronto 4	Roloson/Joseph	Sanderson (Buf.)
May 25, 1999	@ Toronto 6, Buffalo 3	Roloson/Joseph	Perreault (Tor.)
May 27, 1999	@ Buffalo 4, Toronto 2	Hasek-Roloson/Joseph	Barnes (Buf.)
May 29, 1999	@ Buffalo 5, Toronto 2	Hasek/Joseph-Healy	Ray (Buf.)
May 31, 1999	Buffalo 4, @ Toronto 2	Hasek/Joseph	Rasmussen (Buf.)
	(Buffalo wins series 4 games to 1)		
DATE	SCORE	GOALTENDERS	WINNING GOAL
June 8, 1999	Buffalo 3, @ Dallas 2 (OT)	Hasek/Belfour	Woolley (Buf.)
June 10, 1999	@ Dallas 4, Buffalo 2	Hasek/Belfour	Hull (Dal.)
June 12, 1999	Dallas 2, @ Buffalo 1	Hasek/Belfour	Nieuwendyk (Dal.)
June 15, 1999	@ Buffalo 2, Dallas 1	Hasek/Belfour	Ward (Buf.)
June 17, 1999	@ Dallas 2, Buffalo 0	Hasek/Belfour	Sydor (Dal.)
June 19, 1999	Dallas 2, @ Buffalo 1(OT)	Hasek/Belfour	Hull (Dal.)
	(Dallas wins series 4 games to 2)		

2000

DATE	SCORE	GOALTENDERS	WINNING GOAL
April 13, 2000	@ Philadelphia 3, Buffalo 2	Hasek/Boucher	Gagne (Phi.)
April 14, 2000	@ Philadelphia 2, Buffalo 1	Hasek/Boucher	Desjardins (Phi.)
April 16, 2000	Philadelphia 2, @ Buffalo 0	Hasek/Boucher	LeClair (Phi.)
April 18, 2000	@ Buffalo 3, Philadelphia 2 (OT)	Hasek/Boucher	Barnes (Buf.)
April 20, 2000	@ Philadelphia 5, Buffalo 2	Hasek/Boucher	Langkow (Phi.)
	(Philadelphia wins series 4 games to 1)		

SABRES OVERTIME HISTORY IN PLAYOFFS

Date	Opponent	Scorer	Score	Time
April 10, 1973	@ Montreal	Rene Robert	3-2 Buf.	9:18
April 17, 1975	@ Chicago	Stan Mikita	5-4 Chi.	2:31
April 27, 1975	Montreal	Danny Gare	6-5 Buf.	4:42
May 6, 1975	Montreal	Rene Robert	5-4 Buf.	5:56
May 20, 1975	Philadelphia	Rene Robert	5-4 Buf.	18:29
April 8, 1976	St. Louis	Danny Gare	3-2 Buf.	11:43
April 9, 1976	St. Louis	Don Luce	2-1 Buf.	14:27
April 13, 1976	N.Y. Islanders	Danny Gare	3-2 Buf.	14:04
April 13, 1978	@ N.Y. Rangers	Don Murdoch	4-3 N.Y.	1:37
April 14, 1979	Pittsburgh	George Ferguson	4-3 Pit.	:47
May 1, 1980	N.Y. Islanders	Bob Nystrom	2-1 N.Y.	21:20
April 8, 1981	Vancouver	Alan Haworth	3-2 Buf.	5:00
April 16, 1981	Minnesota	Steve Payne	4-3 Min.	:22
April 20, 1981	@ Minnesota	Craig Ramsay	5-4 Buf.	16:32
April 24, 1983	@ Boston	Brad Park	3-2 Bos.	1:52
April 10, 1988	Boston	John Tucker	6-5 Buf.	5:32
April 9, 1990	@ Montreal	Brian Skrudland	2-1 Mtl.	12:35
April 11, 1991	@ Montreal	Russ Courtnall	4-3 Mtl.	5:56
April 21, 1992	@ Boston	Adam Oates	3-2 Bos.	11:14
April 25, 1992	Boston	Ted Donato	5-4 Bos.	2:08
April 18, 1993	@ Boston	Bob Sweeney	5-4 Buf.	11:03
April 22, 1993	Boston	Yuri Khmylev	4-3 Buf.	1:05
April 24, 1993	Boston	Brad May	6-5 Buf.	4:48
May 4, 1993	@ Montreal	Guy Carbonneau	4-3 Mtl.	2:50
May 6, 1993	Montreal	Gilbert Dionne	4-3 Mtl.	8:28
May 8, 1993	Montreal	Kirk Muller	4-3 Mtl.	11:37
April 27, 1994	New Jersey	Dave Hannan	1-0 Buf.	65:43
May 7, 1995	@ Philadelphia	Karl Dykhuis	4-3 Phi.	10:06
April 23, 1997	@ Ottawa	Daniel Alfredsson	1-0 Ott.	2:34
April 29, 1997	Ottawa	Derek Plante	3-2 Buf.	5:24
May 9, 1997	@ Philadelphia	Ed Ronan	5-4 Buf.	6:24
May 1, 1998	@ Philadelphia	Michal Grosek	3-2 Buf.	5:40
May 8, 1998	Montreal	Geoff Sanderson	3-2 Buf.	2:37
May 12, 1998	@ Montreal	Michael Peca	5-4 Buf.	21:24
May 25, 1998	@ Washington	Todd Krygier	3-2 Wsh.	3:01
May 28, 1998	Washington	Peter Bondra	4-3 Wsh.	9:37
June 4, 1998	Washington	Joe Juneau	3-2 Wsh.	6:24
April 23, 1999	@ Ottawa	Miroslav Satan	3-2 Buf.	30:35
June 8, 1999	@ Dallas	Jason Woolley	3-2 Buf.	15:30
June 19, 1999	Dallas	Brett Hull	2-1 Dal.	54:51
April 18, 2000	@ Philadelphia	Stu Barnes	3-2 Buf.	4:42

Sabres are 22-19 in overtime games during the playoffs (14-9 at home and 8-10 on road). Overtime goals have ended a Sabres' playoff series eight times (April 9, 1976, April 14, 1979, April 24, 1983, April 24, 1993, May 8, 1993, April 29, 1997, May 1, 1998, June 4, 1998 and June 19, 1999).

SABRES PLAYOFF HAT TRICKS

YEAR	NO.	PLAYER	OPPONENT	SABRES SCORE	DATE	PLACE	GOALIE(S)
1977 (1)	1.	Jim Lorentz	Minnesota	7-1 W	4-7-77	Minnesota	Pete LoPresti (2) Gary Smith (1)
1980 (1)	2.	Gil Perreault	N.Y. Islanders	7-4 W	5-6-80	New York	Billy Smith (2) Empty Net (1)
1985 (1)	3.	Dave Andreychuk	Quebec	7-4 W	4-14-85	Buffalo	Dan Bouchard
1988 (1)	# *4.	John Tucker	Boston	6-2 W	4-9-88	Buffalo	Andy Moog
1998 (1)	# 5.	Matthew Barnaby	Montreal	6-3 W	5-10-98	Buffalo	Andy Moog (2) Empty Net (1)

* - indicates 4-goal game.

- indicates three consecutive and uninterrupted goals (true or natural hat trick). **Note:** John Tucker's final three scores of a four-goal game vs. Boston on 4-9-88 (6-2 W) were consecutive and uninterrupted.

Note: Figure in brackets for scorer indicates accumulative total with the Sabres in the playoffs.

PLAYOFF HAT TRICKS AGAINST THE SABRES

YEAR	NO.	PLAYER	OPPONENT	SABRES SCORE	DATE	PLACE	GOALIE(S)
1973 (1)	1.	Yvan Cournoyer	Montreal	3-7 L	4-5-73	Montreal	Dave Dryden
1975 (1)	2.	Guy Lafleur	Montreal	0-7 L	5-1-75	Montreal	Roger Crozier (1) Gerry Desjardins (2)
1982 (1)	3.	Barry Pederson	Boston	3-7 L	4-8-82	Boston	Don Edwards

* - indicates 4-goal game.
# - indicates three consecutive and uninterrupted goals (true or natural hat trick).

Note: Figure in brackets for scorer indicates accumulative total against the Sabres in the playoffs.

SABRES PLAYOFF SHUTOUTS

YEAR	NO.	GOALTENDER	OPPONENT	SCORE	DATE	PLACE	SAVES
1980 (3)	1.	Bob Sauve	Vancouver	6-0	4-9-80	Buffalo	22
	2.	Don Edwards	Chicago	5-0	4-16-80	Buffalo	17
	3.	Bob Sauve (2)	N.Y. Islanders	2-0	5-8-80	Buffalo	22
1983 (2)	4.	Bob Sauve (3)	Montreal	1-0	4-6-83	Montreal	24
	5.	Bob Sauve (4)	Montreal	3-0	4-7-83	Montreal	22
1989 (1)	6.	Jacques Cloutier	Boston	6-0	4-5-89	Boston	29
1992 (1)	7.	Tom Draper	Boston	2-0	4-27-92	Boston	28
1993 (1)	8.	Grant Fuhr	Boston	4-0	4-20-93	Boston	34
1994 (2)	9.	Dominik Hasek	New Jersey	2-0	4-17-94	New Jersey	30
	10.	Dominik Hasek (2)	New Jersey	1-0	4-27-94	Buffalo	70
1997 (1)	11.	Steve Shields	Ottawa	3-0	4-27-97	Ottawa	31
1998 (1)	12.	Dominik Hasek (3)	Washington	2-0	5-23-98	Washington	19
1999 (2)	13.	Dominik Hasek (4)	Ottawa	3-0	4-25-99	Buffalo	31
	14.	Dominik Hasek (5)	Boston	3-0	5-14-99	Buffalo	24

Note: Figure in brackets for goaltender indicates accumulative total with the Sabres in the playoffs.

PLAYOFF SHUTOUTS AGAINST THE SABRES

YEAR	NO.	GOALTENDER	OPPONENT	SCORE	DATE	PLACE	SAVES
1975 (2)	1.	Ken Dryden	Montreal	7-0	5-1-75	Montreal	27
	2.	Bernie Parent	Philadelphia	2-0	5-27-75	Buffalo	32
1983 (1)	3.	Pete Peeters	Boston	9-0	4-20-83	Boston	27
1990 (1)	4.	Patrick Roy	Montreal	3-0	4-7-90	Buffalo	26
1997 (1)	5.	Ron Tugnutt	Ottawa	1-0	4-23-97	Ottawa	17
1998 (1)	6.	Olaf Kolzig	Washington	2-0	5-30-98	Buffalo	30
1999 (1)	7.	Ed Belfour	Dallas	2-0	6-17-99	Dallas	23
2000 (1)	8.	Brian Boucher	Philadelphia	2-0	4-16-00	Buffalo	17

Note: Figure in brackets for goaltender indicates accumulative total against the Sabres in the playoffs.

SABRES CAREER PLAYOFF LEADERS

Games Played	Tot.
Gil Perreault	90
Craig Ramsay	89
Bill Hajt	80
Jim Schoenfeld	75
Richard Smehlik	73
Mike Ramsey	72
Don Luce	62
Rick Martin	62
Danny Gare	57
Ric Seiling	55

Goals	Tot.
Gil Perreault	33
Rick Martin	24
Danny Gare	23
Rene Robert	22
Don Luce	17
Craig Ramsay	17
Alexander Mogilny	14
Ric Seiling	14
Mike Foligno	13
Five players tied	12

SABRES CAREER PLAYOFF LEADERS

Assists	Tot.
Gil Perreault	70
Craig Ramsay	31
Rick Martin	29
Dale Hawerchuk	25
Jason Woolley	22
Danny Gare	21
Dave Andreychuk	20
Don Luce	19
Doug Bodger	18
Brian Holzinger	18
Mike Ramsey	18
Five players tied	17

Points	Tot.
Gil Perreault	103
Rick Martin	53
Craig Ramsay	48
Danny Gare	44
Rene Robert	39
Don Luce	36
Dale Hawerchuk	34
Dave Andreychuk	32
Alexander Mogilny	30
Donald Audette	29
Brian Holzinger	29
Dixon Ward	29

Penalty Minutes	Tot.
Rob Ray	167
Lindy Ruff	164
Mike Ramsey	158
Jim Schoenfeld	151
Danny Gare	147
Mike Foligno	143
Alexei Zhitnik	126
Mike Hartman	104
Larry Playfair	97
Kevin Maguire	86
Matthew Barnaby	79

Short-Handed Goals	Tot.
Dixon Ward	3
Brian Holzinger	2
Don Luce	2
Wayne Presley	2
Craig Ramsay	2
Scott Arniel	1
Mike Foligno	1
Pat LaFontaine	1
Christian Ruuttu	1
Darryl Shannon	1
Dave Snuggerud	1
Petr Svoboda	1

Power-Play Goals	Tot.
Rick Martin	12
Gil Perreault	9
Danny Gare	8
Donald Audette	7
Pat LaFontaine	7
Rick Vaive	7
Stu Barnes	6
Doug Bodger	5
Miroslav Satan	5
Pierre Turgeon	5
Five players at	4

Game-Winning Goals	Tot.
Gil Perreault	5
Danny Gare	5
Rick Martin	4
Craig Ramsay	4
Rene Robert	4
Curtis Brown	3
Michal Grosek	3
Wayne Presley	3
Mike Ramsey	3
Dixon Ward	3
11 players at	2

Goalie Games	Tot.
Dominik Hasek	55
Don Edwards	31
Gerry Desjardins	25
Bob Sauve	23
Tom Barrasso	12
Daren Puppa	11
Steve Shields	10
Roger Crozier	9
Grant Fuhr	8
Tom Draper	7

Goalie Minutes	Tot.
Dominik Hasek	3,457
Don Edwards	1,859
Gerry Desjardins	1,382
Bob Sauve	1,268
Tom Barrasso	663
Daren Puppa	593
Steve Shields	570
Roger Crozier	541
Grant Fuhr	474
Tom Draper	433

Goalie Wins	Tot.
Dominik Hasek	30
Don Edwards	13
Bob Sauve	13
Gerry Desjardins	11
Roger Crozier	5
Grant Fuhr	4
Steve Shields	4
Tom Barrasso	3
Tom Draper	3
Daren Puppa	3

Shutouts	Tot.
Dominik Hasek	5
Bob Sauve	4
Jacques Cloutier	1
Tom Draper	1
Don Edwards	1
Grant Fuhr	1
Steve Shields	1

SABRES TEAM PLAYOFF RECORDS

ONE PLAYOFF YEAR

Overall Wins
Most 14 (1999, 21 games)
Fewest 0 (1984, 3 games)

Overall Losses
Most 7 (1975, 17 games)
(1997, 12 games)
(1999, 21 games)
Fewest 2 (1979, 3 games)

Goals For
Most 59 (1999, 21 games)
Fewest 5 (1984, 3 games)

Goals Against
Most 58 (1975, 17 games)
Fewest 9 (1979, 3 games)

Most Shutouts
For 3 (1980, 14 games)
Against 2 (1975, 17 games)

Most Overtime Games
6 (1993, 8 games)
6 (1998, 15 games)

Longest Winning Streak
8 (4-27-98 to 5-23-98)

Longest Losing Streak
4 (4-11-77 to 4-17-77)
(4-15-76 to 4-22-76)
(4-6-89 to 4-11-89)
(5-2-93 to 5-8-93)

Most Power-Play Goals
For 17 (1980, 14 games)
Against 14 (1975, 17 games)

Most Short-Handed Goals
For 4 (1999, 21 games)
Against 3 (1988, 6 games)
(1980, 14 games)

Shots on Goal For
Most 561 (1999, 21 games)
Fewest 83 (1984, 3 games)

Shots on Goal Against
Most 657 (1999, 21 games)
Fewest 73 (1984, 3 games)

Most Penalty Minutes
For 349 (1988, 21 games)
Opp. 308 (1988, 6 games)

ONE PLAYOFF SERIES

Most Goals Scored in Two-Game Series
For 11 (1977 vs. Minnesota)
Allowed 3 (1977 vs. Minnesota)

Goals Scored in Three-Game Series
Most 13 (1981 vs. Vancouver)
Least 5 (1984 vs. Quebec)

Goals Allowed in Three-Game Series
Most 13 (1984 vs. Quebec)
Least 2 (1983 vs. Montreal)

Goals Scored in Four-Game Series
Most 19 (1993 vs. Boston)
Least 10 (1977 vs. N.Y. Islanders)

Goals Allowed in Four-Game Series
Most 17 (1982 vs. Boston)
Least 6 (1999 vs. Ottawa)

Goals Scored in Five-Game Series
Most 22 (1985 vs. Quebec)
Least 8 (2000 vs. Philadelphia)

Goals Allowed in Five-Game Series
Most 24 (1981 vs. Minnesota)
Least 9 (1998 vs. Philadelphia)

Goals Scored in Six-Game Series
Most 24 (1991 vs. Montreal)
Least 9 (1999 vs. Dallas)

Goals Allowed in Six-Game Series
Most 29 (1975 vs. Montreal)
(1991 vs. Montreal)
Least 13 (1998 vs. Washington)
(1999 vs. Dallas)

Goals Scored in Seven-Game Series
Most 24 (1992 vs. Boston)
Least 14 (1994 vs. New Jersey)
(1997 vs. Ottawa)

Goals Allowed in Seven-Game Series
Most 33 (1983 vs. Boston)
Least 13 (1997 vs. Ottawa)

ONE GAME ONLY

Most Goals
For 9 (4-29-92 vs. Boston)
Against 9 (4-20-83 at Boston)
Combine 12 (4-3-91 at Montreal, 7-5 Mtl.)
(4-29-92 vs. Boston, 9-3 Buf.)

Most Goals in One Period
For 5 (4-20-75 vs. Chicago, 3rd per.)
(4-13-85 vs. Quebec, 3rd per.)
(4-14-85 vs. Quebec, 3rd per.)
Against 5 (4-5-73 at Montreal, 2nd per.)
(4-8-82 at Boston, 2nd per.)
(4-20-83 at Boston, 1st per.)
Combine 7 (4-13-85 vs. Quebec, 3rd per.)
(5-11-97 vs. Philadelphia, 2nd. per.)

Most Short-Handed Goals in Game
For 2 (Scott Arniel and Mike Foligno, 4-5-89 at Boston)
(Darryl Shannon and Brian Holzinger, 4-27-98 vs. Philadelphia)

Most Short-Handed Goals on Same Penalty
For 2 (Darryl Shannon and Brian Holzinger, 4-27-98 vs. Philadelphia)

Greatest Winning Margin
6 (1977 vs. Minnesota, 7-1)
(1980 vs. Vancouver, 6-0)
(1989 vs. Boston, 6-0)
(1992 vs. Boston, 9-3)

Greatest Losing Margin
9 (1983 at Boston, 9-0)

Shots on Goal
Most 57 (4-8-76 vs. St. Louis)
Fewest 12 (6-12-99 vs. Dallas)

Shots on Goal Against
Most 70 (4-27-94 vs. New Jersey)
Fewest 14 (4-22-75 vs. Chicago)

Shots on Goal in One Period
Most 22 (4-8-76 vs. St. Louis, 1st per.)
(4-15-77 vs. N.Y. Islanders, 1st per.)
Least 2 (4-29-97 vs. Ottawa, 1st per.)
(5-12-98 at Montreal, 3rd per.)
(6-2-98 at Washington, 2nd per.)
(6-15-99 vs. Dallas, 3rd per.)

Shots on Goal Against in One Period
Most 24 (4-20-80 at Chicago, 2nd per.)
Least 1 (4-16-80 vs. Chicago, 1st per.)
(4-11-82 vs. Boston, 3rd per.)
(4-7-83 at Montreal, 1st per.)
(4-4-84 vs. Quebec, 1st per.)

Shots on Goal by Both Teams in One Period
Most 35 (4-9-91 vs. Montreal, 2nd per.)

Most Penalty Minutes
For 121 (4-9-88 vs. Boston)
Opp. 105 (4-9-88 vs. Boston)
Combine 226 (4-9-88 vs. Boston)

Fastest Two Goals by Team
For :14 (Mike Foligno and Sean McKenna, 4-5-84 vs. Quebec)
Against :08 (Eric Desjardins and Stephane Richer, 4-9-91 vs. Montreal)
Combine :05 (Gil Perreault/Buf. and Jim Hamilton/Pit., 4-14-79 vs. Pittsburgh)

Fastest Two Goals by One Player
For :27 (Pierre Turgeon, 4-6-89 at Boston)
Against :27 (Guy Lafleur, 5-1-75 at Montreal)

Fastest Three Goals by Team
For 1:48 (Randy Wood, Dave Hannan and Bob Corkum, 4-29-92 vs. Boston)
Against 1:19 (Russ Courtnall twice and Mathieu Schneider, 4-3-91 at Montreal)
Combine :36 (Eric Desjardins/Mtl., Stephane Richer/Mtl. and Benoit Hogue/Buf., 4-9-91 vs. Montreal)

Fastest Three Goals by One Player
For 12:37 (Dave Andreychuk, 4-14-85 vs. Quebec)
Against 13:40 (Barry Pederson, 4-8-82 at Boston)

Fastest Four Goals
For 5:28 (4-27-98 vs. Philadelphia)
Against 2:52 (4-3-91 at Montreal)
Combine 2:38 (4-9-91 vs. Montreal)

Fastest Five Goals
For 14:37 (4-20-75 at Chicago)
Against 9:31 (4-3-91 at Montreal)
Combine 6:19 (5-11-97 vs. Philadelphia)

Fastest Goal from Opening Face-off:
For 1:06 (Gil Perreault, 4-5-73 at Montreal)
Opp. :14 (Kirk Muller, 5-6-93 vs. Montreal)

Shortest Overtime Game
60:22 (Steve Payne/Min. scored, 4-16-81 vs. Minnesota)

Longest Overtime Game
125:43 (Dave Hannan/Buf. scored, 4-27-94 vs. New Jersey)

SABRES INDIVIDUAL PLAYOFF RECORDS

ONE PLAYOFF YEAR

Most Goals
10 Gil Perreault (1980)

Most Goals by Defenseman
4 Mike Ramsey (1983)
Jason Woolley (1999)
Alexei Zhitnik (1999)

Most Assists
11 Gil Perreault (1980)
Jason Woolley (1999)
Alexei Zhitnik (1999)

Most Points
21 Gil Perreault (1980)

Most Penalty Minutes
56 Rob Ray (1991)

Most Power-Play Goals
5 Rick Martin (1975)
Pat LaFontaine (1992)

Most Short-Handed Goals
2 Dixon Ward (1999)

Most Minutes Played by Goaltender
1217 Dominik Hasek (1999)

Longest Shutout Sequence by Goaltender
147:25 Bob Sauve (4-6-83 to 4-9-83 vs. Montreal)

Most Shots on Goal
66 Gil Perreault (1975)

Most Consecutive Goal-Scoring Games
7 Pat LaFontaine (1992)

Most Point-Scoring Games in Succession
8 Dale Hawerchuk (1993)
Donald Audette (1998)

ONE PLAYOFF SERIES

Most Goals
8 Pat LaFontaine (1992 vs. Boston)

Most Assists
7 Gil Perreault (1973 vs. Montreal; 1982 vs. Boston, 1983 vs. Boston)
Dale Hawerchuk (1994 vs. New Jersey)

Most Points
11 Pat LaFontaine (1992 vs. Boston)

Most Penalty Minutes
56 Rob Ray (1991 vs. Montreal)

Most Power-Play Goals
5 Pat LaFontaine (1992 vs. Boston)
Most Short-Handed Goals
2 Dixon Ward (1999 vs. Toronto)
Most Minutes Played by Goaltender
484 Dominik Hasek (1994 vs. New Jersey)
Most Shots on Goal
38 Rick Martin (1973 vs. Montreal)
Most Goals by Opposing Player
7 Guy Lafleur (1975 vs. Montreal)
Barry Pederson (1983 vs. Boston)
Most Assists by Opposing Player
14 Rick Middleton (1983 vs. Boston)
Most Points by Opposing Player
18 Rick Middleton (1983 vs. Boston)

ONE STANLEY CUP FINAL SERIES

(1975 vs. Philadelphia, 6 games-
1999 vs. Dallas, 6 games)

Most Goals
3 Stu Barnes (1999 vs. Dallas)
Most Assists
4 Rick Martin (1975 vs. Philadelphia)
Most Points
6 Rick Martin (1975 vs. Philadelphia)
Most Penalty Minutes
18 Alexei Zhitnik (1999 vs. Dallas)
Most Power-Play Goals
1 Jerry Korab (1975 vs. Philadelphia)
Rick Martin (1975 vs. Philadelphia)
Michael Peca (1999 vs. Dallas)
Gil Perreault (1975 vs. Philadelphia)
Alexei Zhitnik (1999 vs. Dallas)
Most Short-Handed Goals
0 None
Most Minutes Played by Goaltender
428 Dominik Hasek (1999 vs. Dallas)
Most Shots on Goal
23 Gil Perreault (1975 vs. Philadelphia)
Most Goals by Opposing Player
3 Brett Hull (1999 vs. Dallas)
Reggie Leach (1975 vs. Philadelphia)
Jere Lehtinen (1999 vs. Dallas)
Most Assists by Opposing Player
7 Mike Modano (1999 vs. Dallas)
Most Points by Opposing Player
7 Mike Modano (1999 vs. Dallas)

ONE SEMIFINAL/CONFERENCE FINAL SERIES

Most Goals
6 Gil Perreault (1980 vs. N.Y. Islanders)
Most Assists
4 Brian Holzinger (1999 vs. Toronto)
Peter McNab (1975 vs. Montreal)
Jason Woolley (1999 vs. Toronto)
Most Points
8 Gil Perreault (1980 vs. N.Y. Islanders)
Most Penalty Minutes
24 Larry Carriere (1975 vs. Montreal)
Most Power-Play Goals
4 Stu Barnes (1999 vs. Toronto)
Most Short-Handed Goals
2 Dixon Ward (1999 vs. Toronto)
Most Minutes Played by Goaltender
379 Dominik Hasek (1998 vs. Washington)
Most Shots on Goal
27 Rick Martin (1975 vs. Montreal)
Most Goals by Opposing Player
7 Guy Lafleur (1975 vs. Montreal)
Most Assists by Opposing Player
7 Pete Mahovlich (1975 vs. Montreal)
Most Points by Opposing Player
10 Guy Lafleur (1975 vs. Montreal)
Jacques Lemaire (1975 vs. Montreal)
Pete Mahovlich (1975 vs. Montreal)

ONE QUARTERFINAL SERIES

Most Goals
5 Rene Robert (1973 vs. Montreal)
Most Assists
7 Gil Perreault (1973 vs. Montreal; 1983 vs. Boston)
Most Points
10 Gil Perreault (1973 vs. Montreal)
Most Penalty Minutes
47 Lindy Ruff (1983 vs. Boston)
Most Power-Play Goals
3 Rick Martin (1975 vs. Chicago)
Most Short-Handed Goals
1 Michael Peca (1999 vs. Boston)
Most Minutes Played by Goaltender
347 Gerry Desjardins (1976 vs. N.Y. Islanders)
Most Shots on Goal
38 Rick Martin (1973 vs. Montreal)
Most Goals by Opposing Player
7 Barry Pederson (1983 vs. Boston)
Most Assists by Opposing Player
14 Rick Middleton (1983 vs. Boston)
Most Points by Opposing Player
18 Rick Middleton (1983 vs. Boston)

ONE FIRST-ROUND SERIES

Most Goals
8 Pat LaFontaine (1992 vs. Boston)
Most Assists
7 Gil Perreault (1982 vs. Boston)
Dale Hawerchuk (1994 vs. New Jersey)
Most Points
11 Pat LaFontaine (1992 vs. Boston)
Most Penalty Minutes
56 Rob Ray (1991 vs. Montreal)
Most Power-Play Goals
5 Pat LaFontaine (1992 vs. Boston)
Most Short-Handed Goals
1 Craig Ramsay (1976 vs. St. Louis)
Scott Arniel (1989 vs. Boston)
Mike Foligno (1989 vs. Boston)
Christian Ruuttu (1991 vs. Montreal)
Dave Snuggerud (1991 vs. Montreal)
Petr Svoboda (1992 vs. Boston)
Pat LaFontaine (1992 vs. Boston)
Wayne Presley (1993 vs. Boston; 1995 vs. Philadelphia)
Brian Holzinger (1997 vs. Ottawa; 1998 vs. Philadelphia)
Dixon Ward (1997 vs. Philadelphia)
Darryl Shannon (1998 vs. Philadelphia)
Most Minutes Played by Goaltender
484 Dominik Hasek (1994 vs. New Jersey)
Most Shutouts
2 Bob Sauve (1983 vs. Montreal)
Dominik Hasek (1994 vs. New Jersey)
Most Shots on Goal
27 Dave Andreychuk (1992 vs. Boston)
Pat LaFontaine (1992 vs. Boston)
Most Goals by Opposing Player
6 Michel Goulet (1982 vs. Quebec)
Most Assists by Opposing Player
10 Peter McNab (1982 vs. Boston)
Peter Stastny (1985 of Quebec)
Most Points by Opposing Player
10 Peter McNab (1982 vs. Boston)
Peter Stastny (1985 vs. Quebec)
Denis Savard (1991 vs. Montreal)
Adam Oates (1992 vs. Boston)

ONE GAME ONLY

Most Goals
4 John Tucker (4-9-88 vs. Boston)
Most Assists
4 Gil Perreault (4-10-82 vs. Boston; 4-17-80 vs. Chicago)
Dave Andreychuk (4-11-90 at Montreal)
Most Points
5 John Tucker (4-10-88 vs. Boston)
Most Penalty Minutes
32 Kevin Maguire (4-9-88 vs. Boston)
Most Power-Play Goals
2 John Tucker (4-9-88 vs. Boston; 4-10-88 vs. Boston)
Randy Burridge (5-11-97 vs. Philadelphia)
Miroslav Satan (4-27-98 vs. Philadelphia)
Most Short-Handed Goals
1 13 times, last Darryl Shannon and Brian Holzinger (4-27-98 vs. Philadelphia)
Most Minutes Played by Goaltender
125:43 Dominik Hasek (4-27-94 vs. New Jersey)
Most Shots on Goal
11 Danny Gare (1976 vs. St. Louis)
Tony McKegney (1981 vs. Minnesota)
Most Goals by Opposing Player
3 Yvon Cournoyer (4-5-73 at Montreal)
Guy Lafleur (5-1-75 at Montreal)
Barry Pederson (4-8-82 at Boston)
Most Assists by Opposing Player
4 Rick Middleton (4-18-83 vs. Boston)
Andrei Nikolishin (5-28-98 vs. Washington)
Most Points by Opposing Player
6 Rick Middleton (4-18-83 vs. Boston)

ALL-TIME PLAYOFF POINT LEADERS AGAINST THE SABRES

Name	G	A	PTS.
Ray Bourque (Boston)	6	29	35
Rick Middleton (Boston)	9	19	28
Adam Oates (Bos., Wsh.)	4	18	22
Barry Pederson (Boston)	10	12	22
Stephane Richer (Mtl., N.J.)	13	6	19
Rod Brind'Amour (Philadelphia)	8	10	18
Cam Neely (Boston)	11	6	17
Denis Potvin (N.Y. Islanders)	5	12	17
Bryan Trottier (N.Y. Islanders)	3	14	17
Eric Desjardins (Mtl., Phi.)	4	12	16
Guy Lafleur (Montreal)	9	7	16
Peter Stastny (Quebec)	1	14	15
John LeClair (Mtl., Phi.)	7	7	14
Jacques Lemaire (Montreal)	6	8	14
Pete Mahovlich (Montreal)	4	10	14
Eric Lindros (Philadelphia)	5	8	13
Guy Carbonneau (Mtl, Dal)	3	7	10

ROCHESTER AMERICANS DIRECTORY

Governor, President, Chief Executive Officer	Steve Donner
Vice President	Andy Gross Sr.
Executive Assistant	Jen Gallagher

Hockey Department

Alternate Governor, General Manager	Jody Gage
Head Coach	Randy Cunneyworth
Assistant Coach	Jon Christiano
Athletic Trainer	Kent Weisbeck
Strength and Conditioning Coach	Dennis Cole
Equipment Manager	Dave Williams

Communications/Public Relations

Vice President of Communications	Steve Rossi
Radio/TV Broadcaster	Don Stevens
Media Relations Coordinator	Craig Rybczynski
Community Relations Manager	Collen Brown
Radio/TV Color Analyst	John Bednarski

Finance

Controller	Mike Flaherty
Bookkeeping/Accounts Payable Manager	Kathrina Swetz

Marketing/Sponsorship Sales/Merchandising

Vice President of Marketing	Chris Palin
Corporate Partnership Coordinator	Amy Binkley
Director of Merchandising	Lisa Fuss

Ticket Sales

Director of Ticket Sales and Operations	Dave Cieslinski
Director of Corporate Ticket Sales	Dan Carpenter
Account Executives	Dan Rinker, Jay Purves, Kristen Pierce
Account Services Representative	Matt Gabbey
Sales Associate	Norman Maurer

Team Information

Executive Offices	The Blue Cross Arena One War Memorial Square Rochester, NY 14614
Telephone/Executive Offices/Hotline	(716) 454-5335
Fax Number	(716) 454-3954
website	www.amerks.com
Home Ice	Blue Cross Arena at the Rochester War Memorial
Dimensions of Rink	197 feet by 85 feet
Seating Capacity	11,200
Location of Press Box	Suite Level
Club Colors	Red, White and Blue
Uniforms	Home: Base - White, Trim - Blue and Red Road: Base - Blue, Trim - White and Red
Ticket Prices	$16.00, $13.50, $9.50/$7.50
Home Game Times	Monday-Saturday at 7:35 p.m.; Sunday at 6:05 p.m.
Radio Stations	WHAM 1180-AM and WHTK 1280-AM



RANDY CUNNEYWORTH
Roochester Americans Head Coach

When Randy Cunneyworth steps behind the Rochester Americans' bench this October, he will enter into an elite coaching fraternity. He joins the likes of Don Cherry and John Van Boxmeer and seven other former Amerks that moved from player to coach for the 45-year-old franchise. Cherry and Van Boxmeer both hold a place in the Rochester Americans' Hall of Fame.

Cunneyworth takes over a team that he led as a player/coach to the Calder Cup Finals each of the past two seasons. The 39-year-old begins his head coaching career in a city where he started his professional playing career in 1980-81. In his 20-year playing career, he played seven seasons in Rochester, collecting 239 points (101+138) and finishing 19th on the Amerks' all-time point list. He is also 12th on the franchise's all-time games played list (366) and 17th in goals (101).

In 1998-99, he signed a free agent contract with Buffalo with the intent to play left wing for the Amerks and serve as assistant coach. Cunneyworth was called upon by the Sabres to play in the final three games of the 1999 Stanley Cup Finals against the Dallas Stars after competing in the Calder Cup Finals with Rochester.

Cunneyworth was named the team captain for Team Canada in the 2000 Kodak AHL All-Star Game held in Rochester, NY and was also the 1999-2000 recipient of the Fred T. Hunt Memorial Award. The award is voted upon by the AHL Broadcasters and Writers Association and honors the player that best exemplifies the qualities of sportsmanship, determination and dedication to hockey.

In 20 seasons in pro hockey, Randy spent 16 in the National Hockey League with Buffalo, Pittsburgh, Winnipeg, Hartford, Chicago, and Ottawa. In 866 NHL games, he collected 189 goals and 225 assists for 414 points. He was also a member of the Amerks Calder Cup championship team in 1982-83.

Randy and wife, Jenny, have two children, Gregory and Cameron and reside in Pittsford, NY.



JON CHRISTIANO
Assistant Coach

Jon Christiano enters his third season with the Rochester Americans and first season with Head Coach Randy Cunneyworth. With Christiano as an assistant coach, the Amerks have made two consecutive trips to the Calder Cup Finals (1998-99 and 1999-2000).

Prior to joining the Amerks, Christiano worked for four years with the Florida Panthers, where from 1995-97 he was the assistant coach for their American Hockey League affiliate, the Carolina Monarchs. Christiano worked for four seasons with Roger Neilson, in Flordia and with the New York Rangers as the video coordinator. Over his career, Jon has worked with eight past or present National Hockey League head coaches.

Christiano also spent 10 years in the Italian National League, working with teams in a variety of roles, including assistant coach, head coach and general manager. He was part of national championship teams in Cavalese, Bolzano and Varese.

Jon is currently the co-director of the Wolrd Hockey Institute, which runs an annual free agent camp for professional hopefuls. He also runs youth hockey clinics.

Christiano is a native of Buffalo, NY, and a 1980 graduate of Canisius College, where he played with current Windsor Spitfires (OHL) General Manager Michael Kelly. Jon and his wife Linda have two daughters – Christiana, 9, and Natalia, 3.

ALL-TIME AMERICANS REGULAR SEASON RECORDS

Season	GP	W	L	T	Pts.	Coach
1956-57	64	34	25	5	73	Billy Reay
1957-58	70	29	35	6	64	Roly McLenahan
1958-59	70	34	31	5	73	Bucko MacDonald, Sam Pollack, Steve Kraftcheck
1959-60	72	40	27	5	85	Steve Kraftcheck
1960-61	72	32	36	4	68	Steve Kraftcheck, Jack Riley
1961-62	70	33	31	6	72	Johnny Crawford
1962-63	72	24	39	9	57	Rudy Migay
1963-64	72	40	30	2	82	Joe Crozier
1964-65	72	48	21	3	99	Joe Crozier
1965-66	72	46	21	5	97	Joe Crozier
1966-67	72	38	25	9	85	Joe Crozier
1967-68	72	38	25	9	85	Joe Crozier
1968-69	74	25	38	11	61	Dick Gamble
1969-70	72	18	38	16	52	Dick Gamble
1970-71	72	25	36	11	61	Dick Gamble, John O'Flaherty
1971-72	76	28	38	10	66	Doug Adam, Don Cherry
1972-73	76	33	31	12	78	Don Cherry
1973-74	76	42	21	13	97	Don Cherry
1974-75	76	42	25	9	93	Dick Mattiussi
1975-76	76	42	25	9	93	Dick Mattiussi
1976-77	80	42	33	5	89	Duane Rupp
1977-78	81	43	31	7	93	Duane Rupp
1978-79	80	26	42	12	64	Duane Rupp, Gary Darling, Ron Garwaisiuk, Pat Kelly
1979-80	80	28	42	10	66	Billy Inglis
1980-81	80	30	42	8	68	Mike Keenan
1981-82	80	40	31	9	89	Mike Keenan
1982-83	80	46	25	9	101	Mike Keenan
1983-84	80	46	32	2	94	Joe Crozier
1984-85	80	40	27	13	93	Jim Schoenfeld, John Van Boxmeer
1985-86	80	34	39	7	71	John Van Boxmeer
1986-87	80	47	26	7	101	John Van Boxmeer
1987-88	80	46	27	7	100	John Van Boxmeer
1988-89	80	38	37	5	81	John Van Boxmeer
1989-90	80	43	28	9	95	John Van Boxmeer
1990-91	80	45	26	9	99	Don Lever
1991-92	80	37	31	12	86	Don Lever
1992-93	80	40	33	7	87	John Van Boxmeer
1993-94	80	31	34	15	77	John Van Boxmeer
1994-95	80	35	38	7	77	John Van Boxmeer
1995-96	80	37	38	5	83	John Tortorella
1996-97	80	40	31	9	90	John Tortorella
1997-98	80	30	38	12	72	Brian McCutcheon
1998-99	80	52	22	6	111	Brian McCutcheon
1999-00	80	46	25	9	104	Brian McCutcheon

1999-00 AHL REGULAR SEASON STANDINGS

EASTERN CONFERENCE

Atlantic	GP	W	L	T	PTS	GF	GA
Quebec (MTL)	80	37	34	5(4)	83	227	238
Saint John (CGY)	80	32	32	11(5)	80	267	283
Lowell (LA/NYI)	80	33	36	7(4)	77	228	240
St. John's (TOR)	80	23	45	8(4)	58	202	277

New England	GP	W	L	T	PTS	GF	GA
Hartford (NYR)	80	49	22	7(2)	107	249	198
Portland (WSH)	80	46	23	10(1)	103	256	202
Worcester (STL)	80	34	31	11(4)	83	249	250
Springfield (PHX)	80	33	35	11(1)	78	272	252
Providence (BOS)	80	33	38	6(3)	75	231	269

WESTERN CONFERENCE

Empire	GP	W	L	T	PTS	GF	GA
Rochester (BUF)	**80**	**46**	**22**	**9(3)**	**104**	**247**	**201**
Syracuse (VAN)	80	35	35	9(1)	80	290	294
Hamilton (EDM)	80	27	34	13(6)	73	225	262
Albany (NJ)	80	30	40	7(3)	70	225	250
Wilkes-Barre (PIT)	80	23	43	9(5)	60	236	306

Mid-Atlantic	GP	W	L	T	PTS	GF	GA
Kentucky (SJ)	80	42	25	9(4)	97	250	211
Hershey (COL)	80	43	29	5(3)	94	297	267
Philadelphia (PHI)	80	44	31	3(2)	93	281	239
Louisville (FLA)	80	42	30	7(1)	92	278	254
Cincinnati (ANA/DET)	80	30	37	9(4)	73	227	244

Losses in overtime are noted in parentheses and are worth one point.
Parentheses denote NHL club affiliation.

1999-00 AHL SCORING LEADERS

Team Name	GP	G	A	PTS
Christian Matte *(Hershey)*	73	43	61	104
Mike Maneluk *(Philadelphia)*	73	47	40	87
Mark Greig *(Philadelphia)*	68	34	48	82
Derek Armstrong *(Hartford)*	77	28	54	82
Serge Aubin *(Hershey)*	58	42	38	80
Mike Craig *(Kentucky)*	76	39	39	78
Brad Smyth *(Hartford)*	80	39	37	76
Steve Brule *(Albany)*	75	30	46	76
Eric Bogunieckí *(Louisville)*	57	33	42	75
Daniel Cleary *(Hamilton)*	58	22	52	74

1999-00 AHL GOAL SCORING LEADERS

Name and Team	GP	G
Mike Maneluk *(Philadelphia)*	73	47
Christian Matte *(Hershey)*	73	43
Serge Aubin *(Hershey)*	58	42
Mike Craig *(Kentucky)*	76	39
Brad Smyth *(Hartford)*	80	39

1999-00 AHL ALL-STARS

First Team	Position	Second Team
Martin Brochu *(Portland)*	Goaltender	**Mika Noronen *(Rochester)***
Serge Aubin *(Hershey)*	Center	Derek Armstrong *(Hartford)*
Christian Matte *(Hershey)*	Right Wing	Daniel Cleary *(Hamilton)*
Mike Maneluk *(Philadelphia)*	Left Wing	Jean-Guy Trudel *(Springfield)*
Brad Tiley *(Springfield)*	Defensemen	Mike Gaul *(Hershey)*
Shawn Heins *(Kentucky)*		Dan Boyle *(Louisville)*

Les Cunningham Award (Season MVP): Martin Brochu, Portland
Eddie Shore Award (Top Defenseman): Brad Tiley, Springfield
Fred T. Hunt Award (Dedication & Sportsmanship): ***Randy Cunneyworth, Rochester***
Dudley "Red" Garrett Award (Top Rookie): ***Mika Noronen, Rochester***
Aldege "Baz" Bastien Award (Top Goaltender): Martin Brochu, Portland
Louis A.R. Pieri Award (Coach of the Year): Glen Hanlon, Portland
John B. Sollenberger Award (Top Scorer): Christian Matte, Hershey

AHL 2000 PLAYOFF REVIEW

Conference Quarterfinals
Providence defeated Quebec (3 games to 0)
Lowell defeated Saint John (3 games to 0)
Hartford defeated Springfield (3 games to 2)
Worcester defeated Portland (3 games to 1)
Rochester defeated Albany (3 games to 2)
Hamilton defeated Syracuse (3 games to 1)
Kentucky defeated Louisville (3 games to 1)
Hershey defeated Philadelphia (3 games to 2)

Conference Semifinals
Providence defeated Lowell (4 games to 0)
Hartford defeated Worcester (4 games to 1)
Rochester defeated Hamilton (4 games to 2)
Hershey defeated Kentucky (4 games to 1)

Conference Finals
Hartford defeated Providence (4 games to 3)
Rochester defeated Hershey (4 games to 0)

Calder Cup Finals
Hartford defeated Rochester (4 games to 2)

Calder Cup MVP: Derek Armstrong, Hartford

AMERKS FACT

Fans in the Buffalo area who wish to attend an Americans' game should head on the New York State Thruway East to Exit 47 (Leroy). From there, go on Route I-490 East, exiting at Plymouth Ave. Take a right on Plymouth, then take a left on to Broad Street. The Blue Cross Arena is located at Broad and Exchange Streets (two blocks down from Plymouth).

Fans east of Rochester can take the I-490 West to Clinton Avenue/Downtown exit. At the second light, take a left on to Court Street. After crossing over the bridge, the Blue Cross Arena is on the right at Exchange and Broad.

1999-2000 ROCHESTER AMERICANS FINAL REGULAR SEASON STATS

POS	NO.	PLAYER	GP	G	A	PTS	+/-	PIM	PP	SH	GW	GT	FG	OT	UG	S	PCTG
C	39	Pittis, Domenic	53	17	48	65	9	5	10	0	4	1	3	1	0	159	10.7
LW	11	Hamel, Denis	76	34	24	58	8	122	9	2	6	0	2	0	4	222	15.3
C	27	Cipolla, Jason	73	23	34	57	-5	77	6	2	3	0	4	2	0	175	13.1
C		Taylor, Chris	49	21	28	49	11	21	13	1	3	1	6	0	2	133	15.8
C	16	Adduono, Jeremy	51	23	22	45	18	20	9	0	8	1	3	0	0	99	23.2
D	2	Hurlbut, Mike	74	10	29	39	6	83	8	0	1	1	3	0	0	213	4.7
LW	14	VanOene, Darren	80	20	18	38	18	153	4	0	3	0	1	0	0	120	16.7
C	40	Methot, Francois	80	14	18	32	-13	20	3	0	5	1	3	0	1	125	11.2
RW	19	Davidson, Matt	80	12	20	32	4	30	1	2	3	0	2	0	2	148	8.1
D	44	Campbell, Brian	67	2	24	26	-4	22	1	0	0	0	1	0	0	113	1.8
LW	15	Cunneyworth, Randy	52	8	16	24	0	81	1	1	2	0	1	0	3	91	8.8
D	33	Houda, Doug	79	7	17	24	14	175	1	1	0	1	0	0	0	111	6.3
LW	17	Fisher, Craig	17	15	8	23	6	8	7	0	0	0	5	0	2	58	25.9
D	10	Kalinin, Dmitri	75	2	19	21	15	52	0	0	1	0	0	0	0	106	1.9
C	21	Nichol, Scott	37	7	11	18	2	141	0	0	0	0	1	0	0	63	11.1
RW	23	Afinogenov, Maxim	15	6	12	18	5	8	0	0	2	0	2	0	1	60	10.0
D	29	Holland, Jason	54	3	15	18	11	24	0	0	2	0	1	0	0	86	3.5
RW	24	Dumont, Jean-Pierre	13	7	10	17	5	18	3	0	1	0	1	0	1	66	10.6
RW	36	Jackson, Dane	21	6	9	15	0	8	3	0	0	0	2	0	0	37	16.2
D	34	Grand-Pierre, J-L	62	5	8	13	5	124	0	0	1	0	2	0	2	84	5.9
D	25	Aldous, Chris	4	1	0	1	1	0	0	0	1	0	0	0	0	4	25.0
D		Sarich, Cory	15	0	6	6	7	44	0	0	0	0	0	0	0	24	0.0
RW	20	Murphy, Joe	32	0	6	6	0	8	0	0	0	0	0	0	0	28	0.0
LW	26	Boulton, Eric	76	2	2	4	-3	276	0	0	0	0	0	0	0	45	4.4
D		Perrault, Kelly	5	0	0	0	2	2	0	0	0	0	0	0	0	3	0.0
G	35	Noronen, Mika	54	0	3	3	0	8	0	0	0	0	0	0	0	0	0.0
D	3	Traynor, Paul	41	0	2	2	-10	34	0	0	0	0	0	0	0	26	0.0
C		Palmer, Chris	3	1	0	1	0	4	1	0	0	0	0	0	0	4	25.0
LW	7	Mougenel, Ryan	20	1	0	1	-1	2	0	0	0	0	0	0	0	14	7.1
D		Dupuis, Marc	5	0	1	1	2	12	0	0	0	0	0	0	0	3	0.0
G	31	Daubenspeck, Kirk	22	0	1	1	0	2	0	0	0	0	0	0	0	0	0.0
LW		Dutiaume, Mark	1	0	0	0	0	0	0	0	0	0	0	0	0	0	0.0
C		Delmonte, Dion	1	0	0	0	0	0	0	0	0	0	0	0	0	1	0.0
LW		Luciuk, Andrew	1	0	0	0	0	0	0	0	0	0	0	0	0	0	0.0
C		Whitecotton, Dustin	1	0	0	0	0	0	0	0	0	0	0	0	0	0	0.0
LW		Payette, Andre	2	0	0	0	-1	0	0	0	0	0	0	0	0	0	0.0
C	41	Thomas, Khalil	2	0	0	0	0	0	0	0	0	0	0	0	0	4	0.0
D		Nicholishen, Mike	3	0	0	0	0	4	0	0	0	0	0	0	0	0	0.0
C		Calder, Adam	3	0	0	0	0	2	0	0	0	0	0	0	0	0	0.0
C	28	Buckley, Tom	3	0	0	0	0	0	0	0	0	0	0	0	0	0	0.0
RW		Grenville, Chris	3	0	0	0	0	2	0	0	0	0	0	0	0	0	0.0
G		Lorenz, Danny	4	0	0	0	0	0	0	0	0	0	0	0	0	0	0.0
D		Ricci, Scott	4	0	0	0	-2	0	0	0	0	0	0	0	0	1	0.0
RW		Kirton, Scott	2	0	0	0	0	0	0	0	0	0	0	0	0	0	0.0
G		Biron, Martin	6	0	0	0	0	8	0	0	0	0	0	0	0	0	0.0

SW#	GOALTENDER	GPI	MINS	AVG	W	L	T	EN	SO	GA	SA	SV %
	Biron, Martin	6	343:53	2.09	6	0	0	0	1	12	146	0.924
35	Noronen, Mika	54	3089:08	2.18	33	134	5	6	112	12	96	0.920
31	Daubenspeck, Kirk	22	1235:06	2.57	7	10	4	4	1	53	553	0.913
	Lorenz, Danny	4	167:53	5.36	0	2	1	0	0	15	82	0.845

2000 ROCHESTER AMERICANS FINAL PLAYOFF STATS

NO	PLAYER	POS	GP	G	A	PTS	+/-	PIM	PP	SH	GW	S	PCTG
39	Pittis, Domenic	C	21	4	26	30	9	28	1	0	0	71	5.6
24	Dumont, Jean-Pierre	RW	21	14	7	21	1	32	4	0	4	93	15.1
16	Adduono, Jeremy	C	21	6	11	17	5	2	4	0	1	43	14.0
11	Hamel, Denis	LW	21	6	7	13	7	49	0	0	1	85	7.0
2	Hurlbut, Mike	D	21	5	6	11	2	14	5	0	1	65	7.7
10	Kalinin, Dmitri	D	21	2	9	11	0	8	1	1	1	34	5.9
33	Houda, Doug	D	21	1	8	9	10	39	1	0	0	40	2.5
27	Cipolla, Jason	C	21	4	4	8	1	27	1	1	1	52	7.7
19	Davidson, Matt	RW	19	4	2	6	4	8	1	0	1	30	13.3
20	Murphy, Joe	RW	21	4	2	6	4	27	0	0	1	38	10.5
40	Methot, Francois	C	21	2	4	6	-2	16	0	0	1	27	7.4
23	Afinogenov, Maxim	RW	8	3	1	4	2	4	0	0	0	13	23.1
14	VanOene, Darren	LW	21	1	3	4	-2	24	0	0	0	30	3.3
26	Boulton, Eric	LW	18	2	1	3	-1	53	0	0	1	24	8.3
44	Campbell, Brian	D	21	0	3	3	5	0	0	0	0	35	0.0
28	Buckley, Tom	C	6	1	0	1	-3	0	1	0	0	3	33.3
29	Holland, Jason	D	12	1	0	1	-3	2	1	0	0	9	11.1
25	Aldous, Chris	D	4	0	1	1	0	0	0	0	0	2	0.0
34	Grand-Pierre, J-L	D	17	0	1	1	1	40	0	0	0	17	0.0
30	Stanford, Curtis	G	1	0	0	0	0	0	0	0	0	0	0.0
28	Bianchi, Joe	C	1	0	0	0	-1	0	0	0	0	2	0.0
7	Mougenel, Ryan	LW	1	0	0	0	0	0	0	0	0	0	0.0
32	Bednar, Jared	D	1	0	0	0	0	0	0	0	0	0	0.0
31	Daubenspeck, Kirk	G	1	0	0	0	0	0	0	0	0	0	0.0
5	Schust, Ben	C	2	0	0	0	-1	0	0	0	0	3	0.0
3	Traynor, Paul	D	9	0	0	0	-3	6	0	0	0	3	0.0
35	Noronen, Mika	G	21	0	0	0	0	6	0	0	0	1	0.0

SW#	GOALTENDER	GPI	MINS	AVG	W	L	EN	SO	GA	SA	SV %
35	Noronen, Mika	21	1234:49	1.80	13	8	2	6	37	540	0.936
30	Stanford, Curtis	1	14:07	4.25	0	0	0	0	1	9	0.900
31	Daubenspeck, Kirk	1	4:16	14.06	0	0	0	0	1	4	0.800

AMERKS FACT

The Americans have won the Calder Cup in 1965, 1967, 1968, 1983, 1987 and 1996.

ROCHESTER AMERICANS CAREER LEADERS - 1956-2000

Games Played	Tot.
Jody Gage	653
Dick Gamble	569
Norm Armstrong	566
Darryl Sly	517
Stan Smrke	513
Scott Metcalfe	499
Bronco Horvath	473
Gerry Ehman	465
Dan Frawley	455
Les Duff	399

Goals	Tot.
Jody Gage	351
Dick Gamble	300
Gerry Ehman	237
Bronco Horvath	199
Stan Smrke	197
Norm Armstrong	166
Geordie Robertson	164
Mal Davis	155
Bob Mongrain	153
Scott Metcalfe	137

Assists	Tot.
Jody Gage	377
Bronco Horvath	343
Gerry Ehman	283
Dick Gamble	265
Stan Smrke	239
Geordie Robertson	231
Norm Armstrong	225
Scott Metcalfe	212
Jim Jackson	205
Barry Merrell	187

Points	Tot.
Jody Gage	728
Dick Gamble	565
Bronco Horvath	542
Gerry Ehman	520
Stan Smrke	436
Geordie Robertson	395
Norm Armstrong	391
Scott Metcalfe	349
Bob Mongrain	339
Barry Merrell	321

Penalty Minutes	Tot.
Scott Metcalfe	1,424
Jim Hofford	1,212
Dan Frawley	1,060
Norm Armstrong	983
Dean Melanson	850
Scott Nichol	813
Rob Ray	796
Rumun Ndur	795
Chris Langevin	750
Kevin Kerr	680

Coaching Wins	Tot.
John Van Boxmeer	333
Joe Crozier	260
Brian McCutcheon	128
Mike Keenan	116

AMERICANS TEAM SEASON RECORDS

CATEGORY	OVERALL	HOME	AWAY
Points - Most	111 (98-99)	64 (87-88)	46 (90-91)
- Least	52 (69-70)	37 (69-70)	10 (62-63)
Wins - Most	48 (64-65)	30 (87-88)	21 (twice)
- Least	18 (69-70)	14 (69-70)	4 (twice)
Losses - Most	42 (3 times)	18 (78-79)	30 (62-63)
- Least	21 (3 times)	4 (65-66)	13 (twice)
Ties - Most	16 (69-70)	9 (69-70)	8 (4 times)
- Least	2 (twice)	0 (twice)	1 (3 times)

Most Goals Scored - 389 (82-83)
Fewest Goals Scored - 205 (57-58)
Most Goals Against - 349 (78-79)
Fewest Goals Against - 172 (98-99)

Most Scoring Points: 1043 (82-83)
Most Power-Play Goals: 109 (92-93)
Most Short-handed Goals: 19 (82-83, 88-89, 89-90)
Most Penalty Minutes: 2,588 (95-96)

Most 20 Goal Scorers: 8 (73-74, 77-78, 82-83)
Most 30 Goal Scorers: 5 (64-65, 81-82, 82-83)
Most 40 Goal Scorers: 3 (74-75, 82-83, 89-90)

Longest Winning Streak: 11 (Oct. 11 - Nov. 2, 1984; Apr. 14 - May 19, 1996)
Longest Home Winning Streak: 15 (Jan. 17 - Mar. 26, 1965)
Longest Unbeaten Streak: 14 (13-0-1; Oct. 24-Dec. 4, 1965; 12-0-2; Feb. 6-Mar 10)
Longest Losing Streak: 10 (Feb. 6-21, 1981; Oct. 7-29, 1988)
Longest Winless Streak: 14 (0-10-4; Mar. 20 - Apr. 5, 1970)

AMERICANS TEAM GAME RECORDS

Most Goals: 14 (vs. Cleveland, Nov. 24, 1966)
Most Goals on Road: 10 (vs. Springfield, Apr. 1, 1972; vs. Fredericton, Nov. 24, 1981; vs. Maine, Dec. 29, 1982)
Most Assists: 25 (vs. St. Catharines, Apr. 7, 1985)
Most Points: 38 (vs. St. Catharines, Apr. 7, 1985)
Most Goals - Both Teams: 20 (Rochester 14, Cleveland 6 - Nov. 24, 1966)
Greatest Winning Margin: 12 (Rochester 13, New Haven 1 - Jan. 17, 1975)
Greatest Losing Margin: 12 (Providence 15, Rochester 3 - Feb. 13, 1972; Nova Scotia 13, Rochester 1 - Feb. 15, 1980; Baltimore 12, Rochester 0 - Nov. 23, 1984)
Highest Tie Score: 8-8 (Nov. 11, 1962 vs. Springfield)
Scoreless Ties: 7 times (Nov. 7, 1964 vs. Buffalo; Mar. 31, 1967 vs. Pittsburgh; Feb. 26, 1971 vs. Baltimore; Feb. 11, 1972 vs. Richmond; Jan. 27, 1974 vs. Virginia; Nov. 20, 1991 at Halifax; Nov. 10, 1997 vs. Adirondack)

AMERICANS ONE SEASON INDIVIDUAL RECORDS

Most Goals: 61 (Paul Gardner - 1985-86)
Most Assists: 73 (Geordie Robertson - 1982-83)
Most Points: 119 (Geordie Robertson - 1982-83)
Most Penalty Minutes: 446 (Rob Ray - 1988-89)
Most Power-Play Goals: 25 (Paul Gardner - 1985-86)
Most Short-Handed Goals: 11 (Gary McAdam - 1982-83)
Most Game-Winning Goals: 10 (Dean Sylvester 1998-99)
Most Unassisted Goals: 9 (Paul O'Neill - 1975-76)

Most Goals by a Center: 61 (Paul Gardner - 1985-86)
Most Assists by a Center: 73 (Geordie Robertson - 1982-83)
Most Points by a Center: 119 (Geordie Robertson - 1982-83)
Most Penalty Minutes by a Center: 246 (Brad Rubachuk - 1993-94)

Most Goals by a Left Wing: 51 (Murray Kuntz - 1973-74)
Most Assists by a Left Wing: 59 (Stan Smrke - 1964-65)
Most Points by a Left Wing: 98 (Dick Gamble - 1965-66; Mike Donnelly - 1989-90)
Most Penalty Minutes by a Left Wing: 446 (Rob Ray - 1988-89)

Most Goals by a Right Wing: 60 (Jody Gage - 1987-88)
Most Assists by a Right Wing: 61 (Ed Litzenberger - 1964-65)
Most Points by a Right Wing: 104 (Jody Gage - 1987-88)
Most Penalty Minutes by a Right Wing: 352 (Kevin Kerr - 1987-88)

Most Goals by a Defenseman: 18 (Rick Pagnutti - 1972-73)
Most Assists by a Defenseman: 58 (Bob Hess - 1980-81)
Most Points by a Defenseman: 75 (Bob Hess - 1980-81)
Most Penalty Minutes by a Defenseman: 322 (Jim Hofford - 1987-88)

Most Goals by a Goaltender: 1 (Darcy Wakaluk - 1987-88; Robb Stauber - 1995-96)
Most Assists by a Goaltender: 7 (Darcy Wakaluk - 1989-90; David Littman - 1990-91)
Most Penalty Minutes by a Goaltender: 55 (Jim Pettie - 1976-77)
Most Games Played by a Goaltender: 72 (Gerry Cheevers - 1964-65)
Most Minutes Played by a Goaltender: 4,359 (Gerry Cheevers - 1964-65)
Most Wins by a Goaltender: 48 (Gerry Cheevers - 1964-65)
Most Shutouts by a Goaltender: 6 (Bob Perreault - 1967-68; Martin Biron - 1998-99; Mika Noronen - 1999-00)
Lowest Goals-Against Average: 2.07 (Martin Biron - 1998-99)

Most Goals by a Rookie: 42 (Donald Audette - 1989-90)
Most Assists by a Rookie: 66 (Todd Simon - 1992-93)
Most Points by a Rookie: 98 (Peter Ciavaglia - 1991-92)
Most Penalty Minutes by a Rookie: 446 (Rob Ray - 1988-89)

Most Consecutive Games With a Point: 25 (Peter Ciavaglia - 1992-93)

AMERICANS INDIVIDUAL GAME RECORDS

Most Goals: 5 (Dave Hynes - Jan. 17, 1975; Donald Audette - Oct. 29, 1989)
Most Assists: 6 (Rudy Migay - Feb. 6, 1959; Ed Litzenberger - Jan. 24, 1965; Geordie Robertson - Dec. 26, 1983)
Most Points: 7 (Ed Joyal - Feb. 24, 1967; Geordie Robertson - Dec. 26, 1983; Darrin Shannon, Jan. 13, 1991)
Most Penalty Minutes: 54 (Wally Weir - Jan. 16, 1981 - four misconducts, two majors, two minors)

2000-2001 ROCHESTER AMERICANS SCHEDULE

		HOME			AWAY
Friday	Oct-6	Albany	Sunday	Oct-8	Worcester
Monday*	Oct-9	Hartford	Saturday	Oct-14	Syracuse
Friday	Oct-13	Louisville	Saturday	Oct-21	Philadelphia
Friday	Oct-20	Lowell	Friday	Oct-27	Cincinnati
Sunday	Oct-22	Quebec	Saturday	Oct-28	Cincinnati
Friday	Nov-3	Cincinnati	Tuesday	Oct-31	Louisville
Wednesday	Nov-8	Hershey	Saturday	Nov-4	Wilkes-Barre/Scranton
Friday	Nov-10	Louisville	Saturday	Nov-11	Hershey
Friday	Nov-17	Wilkes-Barre/Scranton	Saturday	Nov-25	Albany
Saturday	Nov-18	Syracuse	Thursday	Dec-7	Norfolk
Wednesday	Nov-22	Syracuse	Friday	Dec-8	Norfolk
Friday	Nov-24	Albany	Tuesday	Dec-12	Hamilton
Friday	Dec-15	Hamilton	Wednesday	Dec-20	Hamilton
Friday	Dec-22	Providence	Saturday	Dec-23	Albany
Tuesday	Dec-26	Syracuse	Wednesday	Dec-27	Philadelphia
Friday	Dec-29	Wilkes-Barre/Scranton	Saturday	Dec-30	Wilkes-Barre/Scranton
Monday*	Jan-1	Philadelphia	Wednesday	Jan-3	Hamilton
Friday	Jan-5	Worcester	Wednesday	Jan-17	Philadelphia
Saturday	Jan-6	Norfolk	Friday	Jan-19	Lowell
Friday	Jan-12	Portland	Wednesday	Jan-24	Hamilton
Saturday	Jan-13	Hamilton	Saturday	Jan-27	Syracuse
Saturday	Jan-20	Philadelphia	Wednesday	Jan-31	Saint John
Monday**	Jan-21	Albany	Friday	Feb-2	St. John's
Friday	Jan-26	Syracuse	Saturday	Feb-3	St. John's
Wednesday	Feb-7	Hershey	Saturday	Feb-10	Hershey
Friday	Feb-9	Philadelphia	Sunday	Feb-11	Hamilton
Friday	Feb-16	St. John's	Wednesday	Feb-14	Albany
Monday	Feb-19	Cincinnati	Saturday	Feb-24	Springville
Wednesday	Feb-21	St. John's	Friday	Mar-2	Louisville
Friday	Feb-23	Hamilton	Saturday	Mar-3	Kentucky
Sunday	Feb-25	Hershey	Sunday	Mar-4	Kentucky
Thursday	Mar-8	Saint John	Saturday	Mar-10	Syracuse
Sunday	Mar-11	Kentucky	Tuesday	Mar-13	Quebec
Friday	Mar-16	Hamilton	Saturday	Mar-17	Hershey
Sunday	Mar-18	Norfolk	Thursday	Mar-22	Portland
Wednesday	Mar-28	Hamilton	Friday	Mar-23	Providence
Friday	Mar-30	Springfield	Saturday	Mar-24	Hartford
Wednesday	Apr-4	Kentucky	Saturday	Mar-31	Syracuse
Friday	Apr-6	Albany	Sunday	Apr-1	Albany
Sunday	Apr-8	Syracuse	Saturday	Apr-7	Syracuse

Start Times: Monday-Saturday 7:35pm
***4:05pm**
****6:05pm**

Sunday: 6:05pm

RADIO-TELEVISION INFORMATION

Beginning g this season, all Sabre games will be broadcast on the team's flagship radio station WNSA 107.7 FM. Calling the action will be the television tandem of Rick Jeanneret and Jim Lorentz. The Sabres will simulcast on radio each game televised on the Empire Sports Network.

The Empire Sports Network again serves as the team's television home, broadcasting 79 Sabres' games. Empire is a regional sports network that is in its tenth year of operation. The Network services millions of cable subscribers across the Northeast region of the United States and is also available on the DirecTV and Primestar home satellite systems.

Rick Jeanneret

Currently the longest tenured broadcaster in hockey, the 2000-01 season marks Rick Jeanneret's 30th year with the Buffalo Sabres. He began with the team prior to the 1971-72 season, serving as the club's radio voice and held that post until 1995. Jeanneret then became the television play-by-play announcer, beginning with the 1995-96 campaign. He broadcast his first game during the 1971 preseason for the Cincinnati Swords (the Sabres' minor league team at the time).

Jeanneret earned his start in 1963 while attending a Niagara Falls Flyers (Junior A) game in which he filled in for the regular announcer who had taken ill. He then went on to become the color analyst for one season before moving to the play-by-play position in 1965.

A native of St. Catharines, Ontario, Jeanneret currently resides in Niagara Falls, Canada, with his wife, Sandra. Rick has two sons, Mark and Chris.

Jim Lorentz

Versatility has been a trademark of Lorentz' career as a player and broadcaster for the Sabres. Beginning in 1981, he has been involved as the color commentator for radio and in his present role of television commentator since the 1992-93 season.

Lorentz played 10 seasons in the NHL with Boston, St. Louis, the New York Rangers and Buffalo. His 331 points rank him fourteenth in all-time scoring for the Sabres, totaling 134 goals, 197 assists in 487 games. He retired in 1978 with 399 points in the NHL and a Stanley Cup Championship with the Bruins in 1970.

In addition to his work with the Sabres, the Waterloo, Ontario, native runs a hockey program for youth each summer.

Danny Gare

This former Sabres captain is beginning his fourth season as an ice-level reporter for the organization, which drafted him in the second round in 1974. Prior to his current post, Gare served as the radio color analyst during the 1995-96 season.

After 13 seasons in the NHL, Gare retired in 1987 after compiling 354 goals, 331 assists for 685 points in 827 games with Buffalo, Detroit and Edmonton. He scored on his first shift in the NHL and ranks 9th in Sabre history with 500 points. Gare reached the 50-goal mark twice in his career with Buffalo, scoring exactly 50 in 1975-76, and later tied for the NHL's goal-scoring title with a career-best 56 in 1979-80.

A native of Nelson, British Columbia, Gare was elected in to the Sabres' Hall of Fame in 1994.

MEDIA INFORMATION

Requests for information should be directed to the Sabres' Communications Department, Buffalo Sabres, HSBC Arena, One Seymour H. Knox, III Plaza, Buffalo, NY 14203. The phone number is (716) 855-4100. Fax transmissions can be sent to (716) 855-4110.

Season passes are available only to those media members who cover the team on a regular basis. Those who need media credentials for an individual game should contact Michael Gilbert (855-4526) or Gregg Huller (855-4509) by 5 p.m. the day before a game, and by 5 p.m. on Friday before a Sunday game. Requests for individual game seating should be provided on your media outlet's letterhead (via fax). Furthermore, freelance photographers will be admitted on an assignment-only basis, which must come from the photo editor. Press box seats are filled on a space-available basis.

The media entrance to HSBC Arena is located at the plaza area on the east (Illinois Street) side of the building, aligned with the middle of the parking ramp.

All requests for pre-game live shots should be coordinated through a member of the Communications Department and Director of Broadcasting Joe Guarnieri (855-4474) to assure location and transmission.

The Sabres' press lounge opens two hours before game time, and also serves as the media work room, it can be reached by turning right upon entering the building at the media entrance (mentioned above).

Press credentials can be picked up before 4:30 p.m. at the arena's security office. From 4:30 p.m. on, the passes will be at the media entrance described above (please note that pick up times will be adjusted for afternoon games).

To reach the press box, return back toward (and just past) the security office/media entrance and ride the freight elevator to the top/press level (indicated with a "P" in the elevator).

Credentials should be displayed at all times for admission to the press box, press lounge/work room, and dressing room areas. YOUR COOPERATION IS APPRECIATED IN MAINTAINING A WORKING ATMOSPHERE IN THE LOCKER ROOM(S). ABSOLUTELY NO AUTOGRAPH REQUESTS. VIOLATORS WILL BE ASKED TO LEAVE.

Please note that smoking is prohibited not only in both the press lounge/work room and the press box, but in the whole arena (under N.Y. State law).

There are electrical outlets and phone jacks at all seats in the press box, but phone lines are not active unless arrangements are made by calling Al Weissman at 855-4481. Please keep in mind that there is a minimum number of pool phones in the press box for use by visiting media as well as two pay phones.

Practices that cannot be held at HSBC Arena, will take place at the Pepsi Center. Practices are open to the media, and reporters should contact Gregg Huller in the Communications Department to verify times (716) 855-4509.

DIRECTIONS TO HSBC ARENA

HSBC Arena is on Buffalo's waterfront at the end of Washington Street. It is bordered by Main and Illinois Streets, and South Park Avenue. There are several parking lots in that area. For directions see below or for more detailed information, contact the Sabres at (716) 855-4100.

From N.Y. State Thruway (90): Take Interstate 90 to downtown Buffalo to 190 North (exit 53). Recommended: Take exit 5 (Hamburg St.), turning right onto Hamburg Street. Turn right onto Perry Sreet (first light) or South Park Ave. (second light). HSBC Arena is two blocks ahead with parking past Michigan Ave.

Alternate: From I90, take exit 6 (Elm Street). Stay to the right on exit ramp and exit onto Seneca Street. Take Seneca St. to first light and turn right onto Michigan Avenue (first light).Turn right onto Michigan Ave. (over bridge), turn right onto Perry Street (second street over bridge. HSBC Arena is one block ahead with parking available on either side of Perry Street.

From Canada and North: Take the 190 South heading toward downtown Buffalo. Exit at Niagara Street and head toward downtown. Turn right on South Elmwood Avenue (before City Hall) and continue until you cross Church Street, at that point Elmwood becomes Lower Terrace (Adam's Mark Hotel on your right). Travel on Lower Terrace and turn right on Washington. The HSBC is at the end of Washington.

DIRECTIONS TO THE PEPSI CENTER

(coming from Greater Buffalo/Niagara International Airport)

Exit the airport and follow signs to the Kensington Expressway (33 West). Take 90 East to 290 West. Exit 290 at Millersport North. Take Maple Road exit and turn right onto Maple Road. Turn left at first light onto North Maplemere. Pepsi Center is located at the end of North Maplemere.

Pepsi Center
1615 Amherst Manor Drive • Williamsville, NY 14221
Phone: (716) 631-7555

NATIONAL HOCKEY LEAGUE

New York — 1251 Avenue of the Americas, 47th Floor, New York, NY 10020, 212/789-2000, Fax: 212/789-2020

Toronto — 50 Bay Street, 11th Floor, Toronto, Ontario M5J 2X8, 416/981-2777, Fax: 416/981-2779,

Montreal — 1800 McGill College Avenue, Suite 2600, Montreal, Quebec H3A 3J6, ... 514/841-9220, Fax: 514/284-0300

NHL Productions — 183 Oak Tree Road, Tappan, NY 10983, 914/365-6701, Fax: 914/365-6010

DIRECTORY

Communications Directory

Group Vice President, Communications: .....Bernadette Mansur
Vice President, Media Relations: .....Frank Brown
Vice President, Public Relations & Media Services: .....Gary Meagher (Toronto)
Chief Statistician: .....Benny Ercolani (Toronto)
Director, Communications: .....Jamey Horan
Director, Corporate Communications: .....John Krisiukenas
Director, Media Relations: .....Amy Early
Director, News Services: .....Greg Inglis
Manager, Community Relations: .....Adrienne Brautigan
Manager, Corporate Communications & Player Publicity: .....Sandra Carreon
Manager, Corporate Communications: .....Joy Kalfus
Manager, Diversity Task Force: .....Nirva Milord
Manager, News Services: .....Adam Schwartz
Manager, Public Relations: .....David Keon (Toronto)
Manager, Public Relations: .....Chris Tredree (Toronto)
Coordinator, Public Relations: .....Jennifer Perkinson
Associate, Community Relations: .....Ann Marie Lynch
Associate, Public Relations: .....Julie Young (Toronto)
Assistant, Diversity Task Force: .....Jessica Murray
Assistant, Corporate Communications: .....Mary Kay Wright

National Hockey League Directory

Commissioner: .....Gary B. Bettman
Executive Vice President & Chief Legal Officer: .....William Daly
Executive Vice President & Director of Hockey Operations: .....Colin Campbell
Executive Vice President & Chief Operating Officer: .....Jon Litner
Executive Vice President & Chief Financial Officer: .....Craig Harnett
Director, Administration & Executive Assistant to the Commissioner: .....Debbie Jordan

Administration
Director of Administration: .....Debbie Jordan

Broadcasting/NHL Productions
Vice President, Broadcasting & Programming: .....Adam Acone
Vice President, Scheduling, Operations & Research: .....Steve Hatze Petros (Montreal)
Vice President, NHL Productions: .....Patti Fallick
Executive Producer, NHL Productions: .....Ken Rosen

Central Registry
Vice President & Managing Director, Central Registry: .....Steve Pellegrini (Montreal)

Central Scouting
Director, Central Scouting: .....Frank Bonello (Toronto)

Events & Entertainment
Group Vice President, Events & Entertainment: .....Frank Supovitz
Vice President, Events & Entertainment: .....Anne Grotefeld
Senior Director, Events & Entertainment: .....Ken Chin

Finance
Executive Vice President & Chief Financial Officer: .....Craig Harnett
Senior Vice President, Finance: .....Joseph DeSousa
Vice President, Finance and Office Manager: .....Olivia Pietrantonio (Montreal)

Hockey Operations
Executive Vice President & Director of Hockey Operations: .....Colin Campbell
Senior Vice President, Hockey Operations: .....Jim Gregory (Toronto)
Vice President, Hockey Operations: .....Mike Murphy (Toronto)
Director of Officiating: .....Andy VanHellemond (Toronto)

Human Resources
Director, Human Resources: .....Janet Meyers

Information Technology
Vice President, Information Technology: .....Peter DelGiacco

Legal
Executive Vice President & Chief Legal Officer: .....William Daly
Senior Vice President, General Counsel: .....David Zimmerman

NHL Interactive CyberEnterprises (NHL ICE)
President, NHL ICE: .....Tom Richardson
Vice President, Editorial & Production: .....Richard Libero
Vice President, Sales & Marketing: .....Kenneth Nova

Pension
Director, Pension: .....Yvon Chamberland (Montreal)

Security
Vice President, Security: .....Dennis Cunningham

Television and Business Affairs
Group Vice President, Media Ventures & Strategic Development: .....Doug Perlman
Vice President, Television & Business Affairs: .....Leslic Gittess

NHL Enterprises Directory

President, NHL Enterprises: .....Ed Horne

Consumer Products Marketing
Group Vice President, Consumer Products Marketing: .....Brian Jennings
Vice President, Consumer Products Marketing: .....Glenn Wakefield (Toronto)
Senior Director, Consumer Products Marketing: .....James Haskins

Club Marketing
Vice President, Club Marketing: .....Scott Carmichael
Senior Director, Club Marketing: .....Susan Cohig

Corporate Marketing
Vice President, Corporate Marketing: .....Andrew Judelson

Creative Services
Associate Director, Creative Services: .....Kathy Drew

Fan Development
Vice President, Fan Development: .....Alysse Soll

Finance
Vice President, Finance – NHL Enterprises: .....Mary McCarthy

International
Group Vice President & Managing Director, NHL International: .....Ken Yaffe
Senior Director, International Business Operations: .....Frank Nakano

NHLE Legal
Senior Vice President & General Counsel: .....Richard Zahnd
Vice President & Associate General Counsel: .....Mary Sotis

NHL Images
Director, NHL Images: .....Anita Cechowski

Quality Control
Vice President, Licensing and Trademark Compliance: .....Ruth Gruhin

NHL DIRECTORY

Anaheim Mighty Ducks
Arrowhead Pond of Anaheim
2695 Katella Ave.
Anaheim, CA 92806
(714) 940-2900
website: www.mightyducks.com

Atlanta Thrashers
One CNN Center
12th South Tower
Atlanta, GA 30303
(404) 827-5300
website: www.atlantathrashers.com

Boston Bruins
One FleetCenter
Suite 250
Boston, MA 02114
(617) 624-1950
website: www.bostonbruins.com

Calgary Flames
Pengrowth Saddledome
P.O. Box 1540, Station M
Calgary, Alberta, Canada T2P 3B9
(403) 777-2177
website: www.calgaryflames.com

Carolina Hurricanes
1400 Edwards Mill
Raleigh, NC 27607
(919) 467-7825
website: www.carolinahurricanes.com

Chicago Blackhawks
United Center
1901 W. Madison Street
Chicago, ILL 60612
(312) 455-7000
website: www.chicagoblackhawks.com

Colorado Avalanche
Pepsi Center
1000 Chopper Place
Denver, CO 80204
(303) 405-1100
website: www.coloradoavalanche.com

Columbus Blue Jackets
200 West Nationwide Blvd.
Columbus, OH 43125
(614) 540-GOAL
website: www.columbusbluejackets.com

Dallas Stars
Dr. Pepper StarCenter
211 Cowboys Parkway
Irving, TX 75063
(817) 273-5222
website: www.dallasstars.com

Detroit Red Wings
Joe Louis Arena
600 Civic Center Drive
Detroit, MI 48226
(313)396-7544
website: www.detroitredwings.com

Edmonton Oilers
11230 110th Street
Edmonton, Alberta, Canada T5G 3H7
(403) 414-4000
website: www.edmontonoilers.com

Florida Panthers
National Car Rental Center
One Panthers Parkway
Sunrise, FL 33323
(954) 835-7000
website: www.flpanthers.com

Los Angeles Kings
555 North Nash St.
El Segundo, CA 90245
(310) 535-4500
website: www.lakings.com

Minnesota Wild
Piper Jaffray Plaza
444 Cedar Street, Suite 900
St. Paul, MN 55101
(651) 222-9453
website: www.wild.com

Montreal Canadiens
Centre Molson
1260 de La Gauchetetiere Street West
Montreal, QC, Canada H3B 5E8
(514) 932-2582
website: www.canadiens.com

Nashville Predators
Nashville Arena
501 Broadway
Nashville, TN 37203
(615) 770-2300
website: www.nashvillepredators.com

New Jersey Devils
Continental Airlines Arena
P.O. Box 504
East Rutherford, NJ 07073
(201) 935-6050
website: www.newjerseydevils.com

New York Islanders
Nassau Coliseum
Uniondale, NY 11553
(516) 794-4100
website: www.newyorkislanders.com

New York Rangers
Madison Square Garden
Two Pennsylvania Plaza
New York, NY 10121
(212) 465-6486
website: www.newyorkrangers.com

Ottawa Senators
1000 Palladium Drive
Kanata, ON, Canada K2V 1A5
(613) 599-0250
website: www.ottawasenators.com

Philadelphia Flyers
First Union Center
3601 S. Broad Street
Philadelphia, PA 19148
(215) 465-4500
website: www.philadelphiaflyers.com

Phoenix Coyotes
Cellular One Ice Den
9375 E. Bell Road
Scottsdale, AZ 85260
(480) 473-5600
website: www.phoenixcoyotes.com

Pittsburgh Penguins
Civic Arena
One Chatham Center, Suite 400
Pittsburgh, PA 15219
(412) 642-1300
website: www.pittsburghpenguins.com

St. Louis Blues
Savvis Center
1401 Clark Avenue
St. Louis, MO 63103
(314) 622-2500
website: www.stlouisblues.com

San Jose Sharks
San Jose Arena
525 West Santa Clara Street
San Jose, CA 95113
(408) 287-7070
website: www.sj-sharks.com

Tampa Bay Lightning
Ice Palace
401 Channelside Drive
Tampa, FL 33602
(813) 301-6500
website: www.tampabaylightning.com

Toronto Maple Leafs
Air Canada Centre
40 Bay St.
Toronto, ONT, Canada M5B 1L1
(416) 977-5364
website: www.torontomapleleafs.com

Vancouver Canucks
General Motors Place
800 Griffiths Way
Vancouver, British Columbia, Canada
V6B 6G1
(604) 899-4600
website: www.orcabay.com

Washington Capitals
MCI Center
601 F Street NW
Washington DC 20004
(202) 628-3200
website: www.washingtoncaps.com

HOW TO FIGURE ...

Assist: An assist is awarded to the player or players (maximum of two) who touched the puck prior to the goal, provided no defender plays or possesses the puck in between.

Game Played: A player receives credit for playing in a game if: i) he steps on the ice during time played or; ii) serves any penalty.

Game-Winning Goal: After the final score has been determined, the goal which leaves the winning Club one goal ahead of its opponent is the game-winning goal (example: if Team A beats Team B 8-3, the player scoring the fourth goal for Team A receives credit for the game-winning goal).

Game-Tying Goal: The final goal in a tie game.

Goal: A goal is awarded to the last player on the scoring Club to touch the puck prior to the puck entering the net.

Goals-Against Average: Multiply goals allowed (GA) by 60 and divide by minutes played (MINS).

Goaltender Win / Loss / Tie: A goaltender receives a win, tie or loss if he is on the ice when either the game-winning or game-tying goal is scored.

Penalty-Killing Percentage: Subtract total number of power-play goals allowed from total number of shorthanded situations to get total number of power-plays killed. Divide the total number of power-plays killed by the total number of shorthanded situations.

Plus-Minus: A player receives a "plus" if he is on the ice when his Club scores an even-strength or shorthand goal. He receives a "minus" if he is on the ice for an even-strength or shorthand goal scored by the opposing Club. The difference in these numbers is considered the player's plus-minus statistic.

Power-Play Goal: A goal scored by a Club while it has a manpower advantage due to an opponent's penalty. Following are some examples of what is and is not considered a power-play goal:

- if a Club has an advantage on a minor penalty starting at 2:02 of the period and it scores at 4:02, the goal is not a power-play goal.
- if a Club scores on a delayed penalty, the goal is not a power-play goal.
- if a Club has an advantage due to a five-minute major or match penalty, that Club is always credited with having one more advantage than the number of power-play goals it scores during that advantage, because the penalty does not expire a new advantage begins after such a power play goal. For example, if Team A scores three goals during a major penalty, it is credited with four advantages.
- if a Club is on a power-play for any length of time it is considered to have had an advantage.
- if a minor penalty is incurred by a Club on a power-play due to a major penalty, a new advantage is given to that Club when its minor penalty expires, provided the opponent's major penalty is still in effect.

Power-Play Percentage: Total number of power-play goals divided by total number of power-play opportunities.

Save Percentage: Subtract goals allowed (GA) from shots against (SA) to determine saves. Then divide saves by shots against.

Shooting Percentage: Divide the number of goals scored by the number of shots taken.

Shorthanded Goal: A goal scored by a Club while it is at a manpower disadvantage due to a penalty. The same cases apply in a similar but opposite way for shorthand as for power-play goals.

Shot on Goal: If a player shoots the puck with the intention of scoring and if that shot would have gone in the net had the goaltender not stopped it, the shot is recorded as a "shot on goal".

Shutout (Combined): If two goaltenders combine for a shutout, neither receives credit for the shutout. Instead it is recorded as a Club shutout.

Tenths of a Second: If a penalty or goal occurs in the last minute, the time is rounded off to the previous second (ie: if a penalty is called with 12.4 seconds left in a period, the time is indicated as 19:47 and not 19:48.

Tie-Breaking Formula: In the event that two or more Clubs are tied for total points, the order of standings and draft order is determined as follows:

- the Club with the most victories will be placed higher in the standings.
- if Clubs remain tied, the Club earning the most points from the year's head-to-head competition will be placed higher in the standings. In the event an uneven number of home games against one another were played, the first game that created the disparity is discounted. Where more than two Clubs are tied in victories and points, the Club having the greatest percentage of available points earned among each other will be placed higher in the standings.
- if Clubs remain tied, each Club's "Goals Allowed" are subtracted from its "Goals For" during the entire regular season. The Club with the greater differential will be placed higher in the standings.

MEDICAL GLOSSARY

Abduction: Movement of a joint away from the center of the body.

AC Joint (Acromioclavicular Joint): Joint of the shoulder where acromion process of the shoulder blade and the distal end of the collarbone meet; most shoulder separations occur at this point.

Adduction: Movement of a joint toward the center of the body.

Adhesion: Abnormal adherence of collagen fibers to surrounding structures during immobilization following trauma or as a complication of surgery which restricts normal elasticity of the structures involved; or scar tissue which forms after trauma or surgery which can restrict normal motion.

Aerobic: Exercise in which energy needed is supplied by oxygen inspired and is required for sustained periods of vigorous exercise with a continually high pulse rate.

Anabolic Steroids: Steroids that promote tissue growth by creating protein in an attempt to enhance muscle growth. The main anabolic steroid is testosterone (male sex hormones).

Anaerobic: Exercise without the use of oxygen as an energy source; short bursts of vigorous exercise.

Anterior Cruciate Ligament (ACL): A primary stabilizing ligament within the center of the knee joint that prevents hyperextension and excessive rotation of the joint. A complete tear of the ACL necessitating reconstruction could require up to 12 months of rehabilitation.

Anti-Inflammatory: Any agent which prevents inflammation, such as aspirin or ibuprofen.

Arteriogram: A film demonstrating arteries after injection of a dye.

Arthrogram: X-ray technique for joints using air and/or dye injected into the affected area; useful in diagnosing meniscus tears of the knee and rotator cuff tears of the shoulder.

Arthroscope: An instrument used to visualize the interior of a joint cavity.

Arthroscopy: A surgical examination of the internal structures of a joint by means of viewing through an arthroscope. An arthroscopic procedure can be used to remove or repair damaged tissue or as a diagnostic procedure in order to inspect the extent of any damage or confirm a diagnosis.

Atrophy: To shrivel or shrink from disuse; as in muscular atrophy.

Baker's Cyst: Localized swelling of a bursa sac in the back of the knee as a result of fluid that has escaped from the knee capsule. A Baker's Cyst indicates that there is a trauma inside the knee joint that leads to excessive fluid production.

Bone Scan: An imaging procedure in which a radioactive-labeled substance is injected into the body to determine the status of a bone injury. If the radioactive substance is taken up by the bone at the injury site, the injury will show as a 'hot spot' on the scan image. The bone scan is particularly useful in the diagnosis of stress fractures.

Bursa: A fluid-filled sac that is located in areas where friction is likely to occur, then minimizes the friction; for example, between a tendon and bone.

Cartilage: Smooth, slippery substance preventing two ends of bones from rubbing together and grating. Most joints use this to cover bones next to each other. A meniscus is made of cartilage.

CAT Scan (Computerized Tomography): Use of a computer to produce a cross sectional view of the anatomical part being investigated from x-ray data.

Chondromalacia: Roughening of the articular cartilage. Best known for the roughening of the underside of the knee cap, which can occur in any knee cap injury.

Clavicle: Collar bone; the bone connecting the breastbone with the shoulder blade.

Coccyx: The 'tail bone,' a group of four vertebrae that are fused together to form a small triangular bone, located at the terminal end of the spine.

Concussion: Jarring injury of the brain resulting in dysfunction. It can be graded as mild, moderate or severe, depending on loss of consciousness, amnesia and loss of equilibrium.

Contusion: An injury to a muscle and tissues caused by a blow from a blunt object.

Corticosteroids: Used to suppress joint inflammation and inflammation in a bursa or near tendons.

Cryotherapy: A treatment with the use of cold.

Cyst: Abnormal sac containing liquid or semi-solid matter.

Degenerative Joint Disease: Changes in the joint surfaces as a result of repetitive trauma and 'wear and tear'.

Deltoid Ligament: Ligament that connects the tibia to bones of the medial aspect of the foot and is primarily responsible for stability of the ankle on the medial side. Is sprained less frequently than other ankle ligaments.

Deltoid Muscle: Muscles at the top of the arm, just below the shoulder, responsible for shoulder motions in the front, side and back.

Disc Intervertebral: A flat, rounded plate between each vertebrae of the spine. The disc consists of a thick fiber ring which surrounds a soft gel-like interior. It functions as a cushion and shock absorber for the spinal column.

Dislocation: Complete displacement of joint surfaces.

Electromyogram (EMG): Test to determine nerve function.

Epicondylitis: Inflammation in the elbow due to overuse. Common in tennis players (outer part of elbow) and golfers (inner part of elbow).
Etiology: Study of the cause of injury and disease.
Extension: Action of straightening of a joint as achieved by an extensor muscle.
Fascia: A connective tissue sheath consisting of fibrous tissue and fat which unites the skin to the underlying tissue.
Fat Percentage: The amount of body weight that is adipose, fat tissue. Fat percentage can be calculated by underwater weighing, measuring select skinfold thickness or by analyzing electrical impedance.
Femur: Thigh bone; longest bone in the body.
Fibula: Smaller of the two bones in the lower leg; runs from the knee to the ankle along the outside of the lower leg.
Flexibility: The ability of muscle to relax and yield to stretch forces.
Fracture: Breach in continuity of a bone. Types of fractures include simple, compound, comminuted, greenstick, incomplete, impacted, longitudinal, oblique, stress or transverse.
Glenohumeral: The shoulder girdle; consists of the glenoid capsule, head of the humerus and labrum.
Glenoid: Cavity of the scapula into which the head of the humerus fits to form the shoulder girdle.
Glenoid Labrum: A rim of fibrocartilaginous tissue attached around the margin of the glenoid fossa.
Grade One Injury: A mild injury in which ligament, tendon or other musculoskeletal tissue may have been stretched, but not torn or otherwise disrupted.
Grade Two Injury: A moderate injury in which musculoskeletal tissue has been partially, but not totally torn, causing appreciable limitation in function of the injured tissue.
Grade Three Injury: A severe injury in which tissue loss has been significant, and in many cases, totally torn or otherwise disrupted, causing a virtual loss of function.
Groin: Junction of the thigh and abdomen, location of muscles that rotate, flex and adduct the hip.
Hammer Toe: Condition when the first digit of a toe is at a different angle that the remaining digits of the same toe.
Hamstring: Category of muscle that runs from the buttocks to the knee along the back of the thigh. It functions to flex the knee and is often times injured as a result of improper conditioning or lack of muscle flexibility.
Hemarthrosis: Accumulation of blood within a joint as a result of an acute injury.
Hematoma: Mass produced by an accumulation of coagulated blood in a cavity or in soft tissues.
Hip Pointer: Contusion to the iliac crest.
Hydrotherapy: Treatment using water.
Hyperextension: Extreme extension of a limb or body part.
Iliotibial Band: A thick, wide fascial layer that runs from the iliac crest to the knee joint on the outside of the thigh.
Inflammation: The body's natural response to injury in which the injury site might display various degrees of pain, swelling, heat, redness and/or loss of function.
Isometric Contraction: Muscular contraction in which tension is developed but no mechanical work is done.
Labrum (Labrum Glenoidule): The cartilage of the glenoid cavity in the shoulder. A lip-edged or lip-like structure.
Lateral Collateral Ligament (LCL): Ligament of the knee along the outer aspect that connects the femur to the fibula. It provides lateral stability to the joint.
Ligament: Band of fibrous tissue that connects bone to bone or bone to cartilage and supports and strengthens joints.
Magnetic Resonance Imaging (MRI): Imaging procedure in which a radio frequency pulse causes certain electrical elements of the injured tissue to react to this pulse and through this process a computer display and permanent film establish a visual image. MRI does not require radiation and is very useful in the diagnosis of soft tissue, disc and meniscus injuries.
Medial Collateral Ligament (MCL): Ligament of knee along the inner aspect that connects the femur to the tibia.
Meniscus: Crescent shaped cartilage, usually pertaining to the knee joint; also known as cartilage. There are two menisci in the knee, medial and lateral. These work to absorb weight within the knee and provide stability.
Metacarpals: Five long bones of the hand, joining the fingers to the wrist.
Metatarsals: Five long bones of the foot, running from the ankle to the toes.
Myositis: Inflammation of a muscle.
Orthotic: Any device applied to or around the body of physical impairment of disability commonly used to control foot mechanics.
Osteochondritis Dessicans: A piece of bone and/or cartilage loosened from its attachment after trauma and a cause of a lesion.
Osteomyelitis: An inflammatory disease of bone caused usually by infection with streptococcus

Patella: The kneecap. The patella functions to protect the distal end of the femur as well as increase the mechanical advantage and force generating capacities of the quadriceps muscle group.
Plantar Fasciitis: Inflammation of the plantar (a thick tissue on the bottom of the foot which helps create the arch) fascia; associated with overuse or acute foot injury.
Posterior Cruciate Ligament (PCL): A primary stabilizing ligament of the knee that provides significant stability and prevents displacement of the tibia backward within the knee joint. A complete tear of this ligament necessitating reconstruction could require up to 12 months of rehabilitation.
Quadricep Muscles: A group of four muscles of the front thigh that run from the hip and form a common tendon at the patella; they are responsible for knee extension.
Radius: Bone in the forearm from elbow to the thumb side of the wrist.
Reconstruction: Surgical rebuilding of a joint using natural, artificial or transplanted materials.
Rotator Cuff: Comprised of four muscles in the shoulder area that can be irritated by overuse. The muscles are the supraspinatus (most commonly injured), infraspinatus, teres minor and subscapularis.
Sacroiliac: Junction of the sacrum, the lower back bone, with the pelvis.
Sacrum: Group of five fused vertebrae located just below the lumbar vertebrae of the lower back, which form part of the pelvis.
Scapula: Shoulder blade.
Sciatica: Irritation of the sciatic nerve resulting in pain or tingling running down the inside of the leg.
Sciatic Nerve: Major nerve that carries impulses for muscular action and sensations between the low back and thigh and lower leg; it is the longest nerve in the body.
Shin Splint: A catch-all syndrome describing pain in the shin that is not a fracture or tumor and cannot be defined otherwise.
Spleen: Large, solid organ responsible for the normal production and destruction of blood cells located under the left rib cage.
Spondylosis: Abnormal vertebral fixation or immobility.
Sprain: Injury resulting from the stretch or twist of the joint and causes various degrees of stretch or tear of a ligament or other soft tissue at the joint.
Strain: Injury resulting from a pull or torsion to the muscle or tendon that causes various degrees of stretch or tear to the muscle or tendon tissue.
Stress Fracture: A hair-line type of break in a bone caused by overuse.
Subluxation: Partial dislocation of a joint. The term usually implies that the joint can return to a normal position without formal reduction.
Synovial Fluid: Lubricating fluid for joints and tendons, produced in synovium, or the inner lining of a joint.
Synovitis: Inflammation of the synovial lining of a joint.
Talus: The ankle bone that articulates with the tibia and fibula to form the ankle joint.
Tarsals: Group of seven bones of the foot consisting of the calnavicular, talus, cuboid and three cuneiform bones.
Tendinitis: Inflammation of the tendon and/or tendon sheath, caused by chronic overuse or sudden injury.
Tendon: Tissue that connects muscle to bone.
Tenosynovitis: Swelling or inflammation of a tendon sheath caused by calcium deposits, repeated strain or trauma.
Tibia: Shin bone; larger of the two bones of the lower leg and is the weight-bearing bone of the shin.
Transcutaneous Electrical Nerve Stimulator (TENS): An electrical modality that sends a mild current through pads at the injury site which stimulates the brain to release the natural analgesic endorphin.
Transverse Process: Small lateral projection off the right and left side of each vertebrae that functions as an attachment site for muscles and ligaments of the spine.
Triceps: Muscle of the back of the upper arm, primarily responsible for extending the elbow.
Ulna: Inner bone of the forearm that runs from the tip of the elbow to the little finger side of the wrist.
Ulna Nerve: Nerve in the elbow commonly irritated from excessive throwing.
Ultrasound: An electrical modality that transmits a sound wave through an applicator into the skin to the soft tissue in order to heat the local area for relaxing the injured tissue and/or disperse edema.
"Wind Knocked Out": Syndrome describing a contraction of the abdominal nerve truck, the solar plexus, as a result of an abdominal contusion.

HISTORY OF THE BUFFALO SABRES (1970-2000)

The NHL officially came to Buffalo on December 2, 1969, when the league awarded Seymour and Northrup Knox the franchise that would soon be named "Sabres." The brothers wasted little time in hiring George "Punch" Imlach, formerly of the Toronto Maple Leafs, as the team's first Head Coach and General Manager. In June 1970, the Sabres were awarded the first pick in the NHL Entry Draft, and Imlach selected highly-touted center Gilbert Perreault from the Montreal Jr. Canadiens. Perreault lived up to the advance billing scoring 38 goals his rookie season en route to winning the Calder Trophy as the NHL's Rookie-of-the-Year.

Another Junior Canadien, left winger Rick Martin, joined Perreault on the team's front line as the Sabres' top pick in 1971. That dominating duo turned trio when Rene Robert was acquired from the Pittsburgh Penguins near the end of the 1971-72 season. The line of Martin-Perreault-Robert would be dubbed "The French Connection" and would go on to become one of the most dominating scoring lines of the 1970's.

By 1974-75, the young team was maturing and finished the season with a 49-16-15 record, still the best-ever numbers in franchise history. Buffalo defeated Chicago in the first round of the playoffs followed by a second round victory over Montreal to earn its first-ever berth in the Stanley Cup Finals vs. Philadelphia. The Flyers went on to defeat the Sabres in six games, but it did not blemish the accomplishment of a team who had only been in the league for five years.

One of the most memorable moments in the franchise's first decade occurred on January 4, 1976 when the Sabres played host to the powerful Soviet Wings in an exhibition game at The Aud. With Cold War tensions still running high, the game had an intensity far beyond the average regular season game. Buffalo put on a dominating performance, defeating the Wings 12-6 in what ranked at the time as the worst-ever loss by a Soviet team in international competition.

The Sabres had an opportunity to hire one of the game's all-time coaching greats, Scotty Bowman, and did so in 1979. In his first season as Head Coach, Bowman led the Sabres to the Wales Conference Finals before they lost 4-2 to the eventual champion New York Islanders. Bowman still holds the Sabres coaching record for most games (404) and

finished with an impressive 210-134-60 mark.

Bowman spent the next few seasons revamping the Sabres' lineup, adding players such as Mike Ramsey, Phil Housley, Mike Foligno, Dave Andreychuk, and Tom Barrasso. Those players formed the core of some successful teams, and helped continue the tradition of winning hockey.

Through the good times and the bad times, there was always Perreault. Robert and Martin had both been traded by the early 1980's, but the original Sabre remained and continued to flourish. On March 9, 1986 Perreault and an Aud full of fans celebrated together as the franchise's favorite son scored his 500th career goal, making him the 12th player in history (at the time) to reach that milestone. Four years later, in 1990, Perreault was immortalized with induction into Hockey's Hall of Fame. This would be an omen of better things to come for the franchise.

Five-time Stanley Cup Champion John Muckler was chosen in 1991 to be the team's Director of Hockey Operations and soon assumed the title of head coach. He was instrumental in acquiring Pat LaFontaine from the Islanders in October 1991. LaFontaine teamed with Russian Alexander Mogilny to form a dynamic duo that teamed to score 129 goals in 1992-93, including a franchise-record 76 goals from Mogilny. Buffalo capped that season by sweeping the Bruins in the first round of the playoffs to post their first playoff series win in ten years.

That playoff excitement was just a precursor to Game Six of the 1994 Eastern Conference Quarter Finals vs. the New Jersey Devils. Buffalo won that game 1-0 in four overtimes on a goal by Dave Hannan. Dominik Hasek posted an incredible 70 saves in the victory playing the entire 125:43 without allowing a goal. Following that season, Hasek would win the first of two consecutive Vezina Trophies as the NHL's top goaltender. But that would only set the stage for the 1996-97 season.

Before it even started, the 1996-97 season was already one of the most memorable in team history. On a sad note, this season would represent the first without founder Seymour H. Knox, III, who passed away in the spring of 1996. It would also represent the first time in the team's history that they would have new uniforms (red and black replaced blue and gold) as well as a new state-of-the-art arena (HSBC Arena replaced Memorial Auditorium).

The Sabres shocked many of the so-called experts by winning the Northeast Division, the team's first-such title since winning the Adams Division championship in 1981. Buffalo's performance seemed a fitting tribute to the memory of Seymour Knox.

The end of the season also brought many notable achievements off the ice. The Sabres were the stars of the NHL's postseason awards banquet. Dominik Hasek won the Hart Trophy as league MVP, the first time a goalie had achieved such a feat since 1962. For good measure, Hasek also took home his third Vezina in four years, an equally stunning feat. Michael Peca, a 23-year old center in just his second full season, joined Craig Ramsay as the only Sabres to win the Selke Trophy, symbolic of the league's best defensive forward. Ted Nolan won the Jack Adams Award as the Coach of the Year.

Lindy Ruff was named the Sabres head coach at the start of the next season, and led Buffalo to the Eastern Conference Finals. The Sabres eventually fell to the Capitals in six games, but their performance marked the team's best playoff finish since 1980. Hasek once again shown brightly, taking home his fourth Vezina Trophy and becoming the first goaltender ever to win two consecutive Hart Trophies. Earlier in the year, Hasek had also been instrumental in leading the underdog Czech Republic to an Olympic Gold Medal.

The year ended on a sad note when team co-founder Northrup Knox passed away in July 1998. The Knox brothers persistence in acquiring a franchise and their determination to keep it in Buffalo will forever resonate with hockey fans in Western New York. Shortly before his death, Knox orchestrated the sale of the team to John, Tim, Michael, and James Rigas of Adelphia Cable Communications.

Buffalo returned to the ECF the following year, this time facing their geographical

rival, the Toronto Maple Leafs. In what would be know as the cross-border series, the Sabres defeated Toronto 4-1 to reach the Stanley Cup Finals for just the second time in team history. The Dallas Stars would be the Sabres finals opponent, and the two teams proved to be evenly matched in the lowest scoring Stanley Cup in history. With Buffalo trailing 3 games to 2 in Game Six, Brett Hull slid the puck past Hasek in the third overtime to clinch the Cup for the Stars. Replays would later show that Hull's skate was in the crease, but officials let the goal stand to the dismay of Sabres fans.

Buffalo celebrated its 30th anniversary season in the NHL in 1999-2000 with the impressive rookie debuts of Martin Biron and Maxim Afinogenov. Biron filled in for an injured Dominik Hasek for much of the season, and finished tied for third amongst NHL goalies with five shutouts, while Afinogenov contributed 16 goals in just 65 games. The two youngsters succeeded in pushing Buffalo into the playoffs for the 11th time in 12 seasons. The development of Biron and Afinogenov combined with the late-season additions of veterans Doug Gilmour and Chris Gratton should enable the Sabres to continue their winning ways as they begin their fourth decade of play in the National Hockey League.

HISTORY OF THE BUFFALO SABRES UNIFORM (1970-2000)

Equipped with one of the National Hockey League's two new teams, the Knox Brothers sought a name for the club that would accompany the Vancouver Canucks into the 1970-71 season. A contest brought about the name "Sabres," which just needed a logo to become the trademark of hockey on the Niagara Frontier. The Sabres crest would remain identical over the first 26 years. The first major change to the team's look came in 1996-97, which accompanied a new home for the Buffalo Sabres (the team moved from Memorial Auditorium into their new address of HSBC Arena).

The crest in which would adorn the blue, white and gold jerseys of Buffalo Sabres players from October, 1970 until April, 1996, reflected the team's name. Along with the Buffalo appeared two crossed sabres "renowned as a clean, sharp, decisive and penetrating weapon on offense, as well as a strong parrying weapon on defense," according to team Public Relations Director Chuck Burr's 1970 press release.

A few minor changes were seen in the Buffalo sweaters over the first 26 years, mostly simple accessory changes. After adding players' last names to the back of the sweaters a few years earlier, 1978-79 marked the first season the team's jerseys did not have drawstrings at the neckline and the debut of the team's crest on the shoulders. While the next season was Buffalo's 10th anniversary campaign, it was a patch in honor of that winter's Olympic games in Lake Placid, New York, that was the notable change on the uniforms. The 1980 Winter Olympics is where the now legendary "Miracle on Ice" would take place, and where the Sabres held their 1980 training camp. It was probably fitting then that ten years later a Buffalo Sabres 20th anniversary logo patch was embroidered on the front right shoulder of the players' uniforms for 1989-90. Two years later, the Sabres joined the other NHL teams in wearing a commemorative patch for the league's 75th anniversary, and fans even had the opportunity to see it on both the home and road jerseys as Buffalo joined 15 other teams in the season-long celebration. For the second half of that season, the Sabres wore their road jerseys at home and donned the home jerseys for away games, to complement the "original six" teams who wore "throwback jerseys." A Stanley Cup centennial patch appeared on the 1992-93 uniforms. Buffalo would again recognize a significant anniversary with a special 25th anniversary logo, which was designed for the team's 1994-95 campaign. Players wore the fifth patch in seven years on the team's sweaters in 1995-96 (bearing jersey number one), remembering former NHL goalie Roger Crozier, who played six of his 14 NHL seasons in Buffalo.

The 1996-97 season began a new era in Buffalo Sabres hockey with a new home, new colors and a new logo. The Sabres' new colors would be black, white, red, gray and silver, featuring a white buffalo head as the new team logo. A secondary logo of a "B" with the familiar sabre piercing through it would also be featured on the shoulder of the new jersey's. In their first season in the new uniforms, the team honored the memory of co-founder Seymour H. Knox III with a circular patch bearing the initials SHK III.

Note: Jager Di Paola Kemp (JDK) Design - a Burlington, Vermont firm founded in 1987 - is the company responsible for the creation of the new Sabres logo and uniform design.

HSBC ARENA

Address: One Seymour H. Knox III Plaza, Buffalo, NY 14203

Location: At the foot of Main St. and South Park Ave. on the Buffalo waterfront

Ceremonial Groundbreaking: November 4, 1994

Gala Grand Opening Event: September 27, 1996: An evening of entertainment featuring appearances by: Doc Severinsen and the Buffalo Philharmonic Orchestra, figure skater Brian Boitano, aerialists, singer Ani DiFranco, and members of the Sabres, Bandits, and Blizzard.

First Hockey Game: September 21, 1996: preseason game vs. Toronto Maple Leafs (3-1 Buffalo win; first goal by the Sabres' Brian Holzinger at 5:24 of the first period on Toronto goalie Don Beaupre).

First Regular Season Hockey Game: October 12, 1996 vs. Detroit Red Wings (6-1 win by Detroit; first regular season goal in HSBC by the Wings' Vyacheslav Kozlov at 15:41 of the first period on Buffalo's Dominik Hasek; first Buffalo regular season goal in HSBC by Michael Peca at 5:24 of third period on Detroit goaltender Mike Vernon).

Seating Capacity: 18,690 for hockey, lacrosse, football and soccer
19,100 for basketball
21,500 for concerts
(building size - 700,000 square feet)

Cost: $127.5 million ($72 million from private sources and $55 million from the combined resources of New York State, Erie County, and the City of Buffalo)

Project Architects:
- Ellerbe Becket
- Bergmann
- Espacio/Hamilton Houston Lownie
- Flynn Battaglia Architects
- Buffalo Office Interiors/Hovey-Nardini Architects
- Gordon Architects/Planners

Features:
- 1,100 space attached parking garage.
- Four seating levels, including club level seats located one level below the suites. These seats have direct access to weather-protected parking garage, concierge and in-seat food & beverage service.
- 80 mid-level suites, featuring all the club seat amenities plus private restrooms. Suites seat 12 but can hold up to 18.
- The Harbour Club possesses extensive banquet facilities (including seating for 800) while offering views of both the arena floor and the Buffalo waterfront. The Club is located on both the 100 and 200 levels, with formal and casual dining at the two locations respectively.
- Eight-sided scoreboard with Jumbotron video and instant replay capabilities on four sides, and message/graphic capabilities on four sides.
- Food courts
- Sabres team store - at 5,000 square feet, it is one of the largest in-arena merchandise stores in the NHL.
- Pepsi Headlines sports bar - includes displays and other features telling the history of amateur and professional sports in Buffalo.
- Pavilion - The 330' long by 65' high glass-enclosed structure serves as the major entrance/exit in the arena.

In addition to the Sabres, the Buffalo Bandits (National Lacrosse League), Buffalo Blizzard (National Professional Soccer League), and the Buffalo Destroyers (Arena Football League) play their home games at HSBC Arena. The arena also hosts college basketball, that includes four WNY Division I teams in Canisius College, Niagara University, University at Buffalo, and St. Bonaventure University.

This past year, the HSBC Arena hosted the 2000 NCAA Division I Men's Basketball Championship first and second rounds, and is the site for the 2003 NCAA Division I Men's Ice Hockey Final Four.

Over the first four years of operation alone, HSBC Arena has drawn almost 6.5 million people to games and events (over 3,300,000 for Sabres regular and post-season games, over 200,000 for Bandits regular and post-season games, over 300,000 for Blizzard regular and post-season games, over 100,000 for Destroyers games, and almost 2,500,000 for other arena events).

HSBC ARENA SEATING

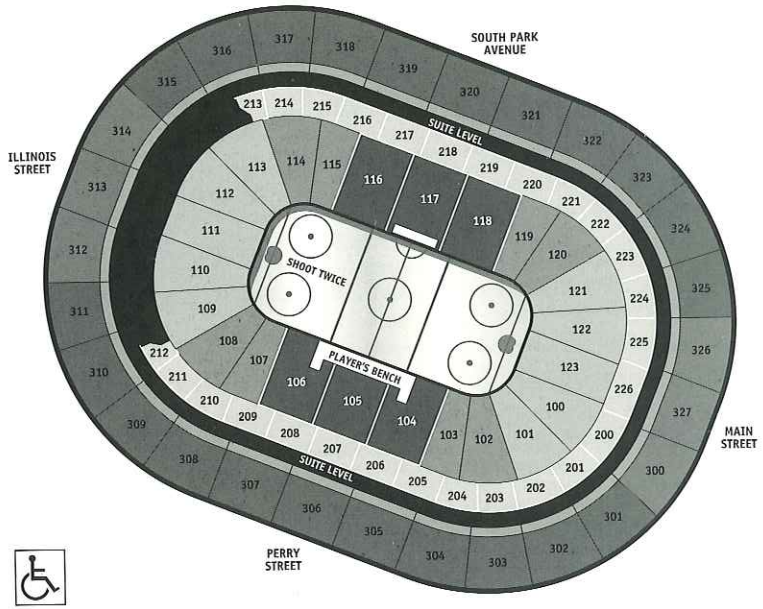

Seating available for wheelchair users

*Pricing 2000-2001

Arena Seating	Season Ticket Package Pricing	Box Office Price	10 Pack Pricing
200 Level Club	$3,075 ($75 per seat)	$82	$820 ($82 per seat)
100 Level Preferred	$2,419 ($59 per seat)	$79	$790 ($79 per seat)
100 Level Preferred Rinkside	$3,034 ($74 per seat)	$100	N/A
100 Level II	$1,927 ($47 per seat)	$59	$590 ($59 per seat)
100 Level II Rinkside	$2,501 ($61 per seat)	$100	N/A
100 Level III	$1,558 ($38 per seat)	$51	$510 ($51 per seat)
100 Level III Rinkside	$2,132 ($52 per seat)	$100	N/A
300 Level I	$1,189 ($29 per seat)	$34	$340 ($34 per seat)
300 Level II	$820 ($20 per seat)	$28	$280 ($28 per seat)
300 Level III	$656 ($16 per seat)	$21	$210 ($21 per seat)

*All prices in U.S. Funds.

All games will begin at 7:05 pm, unless otherwise indicated. Designated afternoon games will begin at 2:05 pm.

A wide range of season ticket packages are available. Fans interested in more information may phone (716) 855-4444 or visit the HSBC Arena box office Monday-Friday from 9:00 a.m.-5:00 p.m.

buffalo sabres game schedule 2000-2001

october

s	m	t	w	t	f	s
1	2	3	4	5 CHI	6	7 LA
8	9	10	11	12	13 9:00 EDM	14 10:00 VAN
15	16	17 7:30 MON	18	19	20 ANA	21 7:30 DET
22	23	24	25 CAR	26	27 TOR	28 8:00 CHI
29	30	31				

november

s	m	t	w	t	f	s
			1	2	3 MON	4 7:00 PHI
5	6	7	8	9 NYI	10	11 7:30 NJ
12	13 CAL	14	15 8:00 DAL	16	17 MIN	18 8:00 STL
19	20	21	22 PHI	23	24 NYR	25 7:00 MON
26	27	28 7:00 OTT	29	30		

Follow the Sabres on the Empire Sports Network and WNSA 107.7 FM.

december

s	m	t	w	t	f	s
					1 PIT	2 7:30 PIT
3	4	5 7:30 MON	6 NJ	7	8 7:00 NYR	9
10	11	12 7:00 BOS	13	14	15 7:00 CAR	16 FLA
17	18	19	20 7:00 WSH	21 WSH	22	23 SJ
24	25	26 7:30 PIT	27	28	29 OTT	30 7:00 NYI
31						

Home games

Away games

NOTES

NOTES

EMPIRE
SPORTS
NETWORK
www.empiresports.com
HOME OF THE
BUFFALO SABRES
AND THE BEST
REGIONAL SPORTS COVERAGE