



# **NEW YORK ISLANDERS**

***POSTSEASON GUIDE***

***2023-24***





# EXECUTIVE DIRECTORY

## ARENA

UBS Arena  
2400 Hempstead Turnpike  
Elmont, NY 11003

## PRACTICE FACILITY

Northwell Health Ice Center  
200 Merrick Ave  
East Meadow, NY 11554  
516-441-0770

### OWNERSHIP and EXECUTIVE MANAGEMENT

<b>Owner and Governor</b>	Scott Malkin
<b>Co-Owner and Alternate Governor</b>	Jon Ledecky
<b>Co-Owner</b>	Oliver Haarmann
<b>Co-Owner</b>	Dewey Shay
<b>Co-Owner, Operating Partner, Alternate Governor</b>	John Collins
<b>President/General Manager, Alternate Governor</b>	Lou Lamoriello
<b>Alternate Governor</b>	Art McCarthy

### HOCKEY OPERATIONS

<b>Assistant General Manager, GM of Bridgeport Islanders</b>	Chris Lamoriello
<b>Assistant General Manager</b>	Steve Pellegrini
<b>Manager of Hockey Operations</b>	Joanne Holewa
<b>Executive Assistant to the President/General Manager</b>	Dina Passaro
<b>Assistant to the President/General Manager</b>	Kerry Gwydir
<b>Head Coach</b>	Patrick Roy
<b>Assistant Coach</b>	Doug Houda
<b>Assistant Coach</b>	John MacLean
<b>Assistant Coach</b>	Benoit Desrosiers
<b>Special Assignment Coach</b>	Jacques Lemaire
<b>Goaltending Coach</b>	Piero Greco
<b>Video Coordinator</b>	Matt De Mado
<b>Assistant Video Coordinator</b>	Corey Smith
<b>Director of Goaltending</b>	Mitch Korn
<b>Special Assignment Scout</b>	David Conte
<b>Director of Amateur Scouting</b>	Trent Klatt
<b>Director of European Scouting</b>	Vellu Kautonen
<b>Amateur Scouts</b>	Jeremy Bachusz, Paul Carlow, Marek Hascak, Derrick Kemp, Jeff Napierala, Gates Orlando Juha Riihijarvi, Mario Saraceno Ken Morrow
<b>Director of Pro Scouting</b>	Eric Boulton, Bob Hoffmeyer, Steve Kariya, Robert Ward
<b>Pro Scouts</b>	Jim Paliafito
<b>Director of European Pro/College Free Agent Scouting</b>	Vladimir Malahkov, Greg Morrow
<b>European Pro/College Free Agent Scouts</b>	Chris Terreri
<b>AHL Goaltending Coach/Player Development</b>	Taran Singleton
<b>Director of Analytics</b>	Frank Gardner, Kelly Keogh, Alex Martynov, Kyle Olson, Sal Tornambene
<b>Analytics</b>	Eric Cairns
<b>Director of Player Development</b>	Johnny Boychuk, Rod Pelley, Marty Reasoner, Dennis Seidenberg
<b>Player Development</b>	Sean Donellan
<b>Director of Sports Performance</b>	Derrek Douglas
<b>Strength &amp; Conditioning Coach</b>	Damien Hess
<b>Head Athletic Trainer</b>	Jody Green
<b>Assistant Athletic Trainer</b>	Ray Chin
<b>Physical Therapist</b>	Jim Miccio
<b>Massage Therapist</b>	TBD
<b>Head Equipment Manager</b>	Leni DiCostanzo
<b>Assistant Equipment Manager</b>	Jason McGrath
<b>Assistant Equipment Manager</b>	Brandon Jackala
<b>Equipment Assistant</b>	Jenna Stranzl
<b>Team Nutritionist</b>	

### ISLANDERS MEDICAL STAFF

<b>Medical Director</b>	Dr. Jay Weinstein
<b>Head Team Orthopedist</b>	Dr. Brian Neri
<b>Team Physician</b>	Dr. Elliot Pellman
<b>Team Orthopedist</b>	Dr. Steven Rokito
<b>Team Dentist</b>	Dr. Leonard Patella

### ISLANDERS MEDIA RELATIONS / COMMUNICATIONS

<b>Vice President of Communications</b>	Kimber Auerbach
<b>Senior Director of Team Services and Communications</b>	Jesse D. Eisenberg
<b>Communications Coordinator</b>	Julia Winberg



# **SCOTT MALKIN**

## **OWNER & GOVERNOR**

---

Scott Malkin is the founder and Chairman of Value Retail, which has developed and operates The Bicester Collection, a portfolio of the top destinations for the luxury travelling consumer, serving Western Europe and China.

Belmont Park Village, located on the Belmont Park campus across from UBS Arena, will open in the summer of 2024 and will bring The Bicester Collection to the US.

Other projects associated with The Bicester Collection include The Seabird Resort and Mission Pacific Beach Resort (featuring chef Roberto Alcocer's Michelin starred Valle), both on the beach in Oceanside, California.

Scott's first project serving luxury and fashion brands was 2 Rodeo Drive in Beverly Hills, California. He grew up playing ice hockey in Connecticut, is a graduate of Harvard College, Law School and Business School, and has lived in London, England for most of his adult life.



# JON LEDECKY

## CO-OWNER & ALTERNATE GOVERNOR

Jon Ledecy is a private equity investor who has been the co-founder or initial investor in companies that have raised over \$20 billion in financing. Jon founded U.S. Office Products in 1994, and by 1997 the company had become the fastest entrant ever in the history of the Fortune 500 with annualized sales of

nearly \$4 billion. U.S. Office Products owned Mail Boxes, Etc. (now the UPS Store) and several other brands that eventually became independent public and private companies.

Jon Ledecy's initial foray into professional sports ownership occurred in 1999 when, with partner Ted Leonsis, he bought the Washington Capitals of the National Hockey League and an interest in the Washington Wizards of the National Basketball Association. Jon later sold his partnership interest and started a foundation that dedicated itself to the education of underprivileged children in Boston, New York and Washington. The foundation distributed millions of dollars to the building and upgrading of educational facilities.

Jon Ledecy is an honors graduate of Harvard College and also graduated from Harvard Business School. He was elected the Chief Marshal at Harvard in 2004, a singular honor bestowed on the 25th Reunion graduate by his classmates for accomplishing the "most for Harvard and society while achieving outstanding professional success."

Mr. Ledecy received the prestigious National Capitol Boy Scouts Citizen of The Year Award in 1998, the youngest recipient to receive an honor bestowed previously on President Ronald Reagan and Colin Powell.

He has also been honored as the Anti-Defamation League Man of the Year and was the International Franchise Association's "Free Enterprise Award" winner. Mr. Ledecy was selected to serve as a Commissioner on the National Commission on Entrepreneurship. He has been a Board member of the U.S. Chamber of Commerce and served as a Trustee of both George Washington University and the U.S. Olympic Committee Foundation.

His niece, Katie Ledecy, won gold medals at the 2021 Summer Olympics in Tokyo in the 1500-meter freestyle and 800-meter freestyle, and silver medals in the 400-meter freestyle and 4X200-meter freestyle relay. In the 2016 Summer Olympics in Rio, she won gold medals in the 200-meter freestyle, the 400-meter freestyle, the 800-meter freestyle and the 4X200 freestyle relay. In 2012 in the London Olympics, she won the 800-meter freestyle gold medal at the age of 15. She owns the current world records in the 800, and 1500-meter freestyle swimming events and surpassed swimming great Michael Phelps for the most individual gold medals ever by a swimmer at the International Swimming World Championships in 2023.

Jon is a native of New York City and has lived in Brooklyn, Queens and Manhattan.




# OLIVER HAARMANN

## CO-OWNER

Oliver is a founding partner of Searchlight Capital Partners, a global investment firm with offices in London, New York, Miami, and Toronto. In addition, he supports many education-related charities and serves on the Board of Trustees of Brown University. Growing up in suburban New York, Oliver has been a lifelong fan of the New York Islanders and the NHL.





# DEWEY K. SHAY

## CO-OWNER

Dewey K. Shay has been CEO of Unison Infrastructure since 2003. Prior to Unison, Dewey co-founded OneMain.com, a non-metro internet service provider sold to EarthLink in 2000. OneMain acquired 44 individual ISP's and aggregated 800,000 subscribers representing \$300mm in annual revenue.

Dewey began his career as a Corporate Finance and M&A investment banker with Morgan Stanley and Goldman Sachs. He currently serves on the Management Advisory Board for TowerBrook Capital Partners L.P., as a board member of Validity Finance, LLC and is an avid supporter of Cornell rowing.

He is a previous investor in the New York Mets baseball team. Dewey has a BA from Cornell University and an MBA from the Wharton School.



# JOHN COLLINS

## CO-OWNER, OPERATING PARTNER & ALTERNATE GOVERNOR

John Collins joined the Islanders ownership group in June 2023 when he was introduced as Operating Partner for the Club and its interest in UBS Arena by Scott Malkin. John joined the club after more than three decades in the sports and entertainment industry.


Collins had been the Chief Operating Officer of the National Hockey League; President and Chief Executive Officer of the Cleveland Browns, a senior executive of the National Football League for fifteen seasons, and Chief Executive Officer of On Location Experiences. On Location is a private equity capitalized live event experiential business platform-launched in partnership with the NFL's 32 Owners- which Collins built from a \$35 million annual revenue business to one with more than \$700 million in annual revenues and

partnerships across 150 sports right-holder events and 300 music tours and festivals in just four years. Endeavor purchased the company in January 2020.

More recently, Collins has been an investor and adviser to Super Group Holdings, a global digital gaming company, publicly traded on the New York Stock Exchange as of January 2022 following the company's merger with a \$450 million investment vehicle for which Collins helped raise the capital and served as Chief Executive Officer. Collins is also an early investor and adviser to TMRW Sports, the new golf entity founded by Tiger Woods, Rory McIlroy and Mike McCarley, and DroneUp, a leading last-mile drone delivery system.







# LOU LAMORIELLO

## PRESIDENT OF HOCKEY OPERATIONS AND GENERAL MANAGER

Lou Lamoriello was named the Islanders President of Hockey Operations on May 22, 2018. He assumed the role of General Manager on June 5, 2018. In the past six seasons, he has led the Islanders to a combined regular season record of 233-160-59 and a combined playoff record of 30-24.

In the 2020-21 season, Lamoriello moved into second place on the league's all-time list for wins as an NHL General Manager with his 1,320th win, and became one of just three NHL General Managers in league history to win 1,300 or more games. He earned his 1,400th career victory on March 21, 2023. His career record stands at 1,444-1,014-179-203 (2,838 GP). Lamoriello earned his 100th win with the Islanders on March 11, 2021 against New Jersey to become the fourth General Manager in league history to reach 100 or more wins with three different franchises.

During Lamoriello's tenure as President of Hockey Operations and General Manager, the Islanders have qualified for the Stanley Cup Playoffs in five of six seasons. In the 2021 Stanley Cup Playoffs, the Islanders went 11-8 and advanced to the Eastern Conference Final for the second straight season. Lamoriello sits in second place in league history in playoff series wins for a General Manager (33). He was named the winner of the Jim Gregory General Manager of the Year Award in back-to-back seasons with the Islanders (2019-20 and 2020-21). Through 27 postseason appearances, Lamoriello has compiled a lifetime Stanley Cup Playoffs record of 171-149 (320 GP).

A three-time Stanley Cup Champion as a General Manager, Lamoriello joined the Islanders after three seasons as General Manager of the Toronto Maple Leafs. Toronto posted 100-point seasons and qualified for the playoffs in each of Lamoriello's final two seasons with the club. The Maple Leafs compiled an overall regular-season record of 118-95-33 and a 5-8 playoff record during Lamoriello's tenure. Their AHL Affiliate, the Toronto Marlies, won the Calder Cup in 2018.

Lamoriello joined the New Jersey Devils as President and General Manager in 1987. Throughout his tenure in New Jersey, the Devils reached the Stanley Cup Playoffs 21 times, posted 13 100-point seasons, won nine division titles, reached the Stanley Cup Final five times and won the Stanley Cup in 1995, 2000 and 2003. The Devils also earned 13 consecutive post-season berths from 1997-2010.

Over the course of Lamoriello's tenure in New Jersey, the Devils posted a regular season record of 1,093-759-179-109 and a playoff record of 136-116. In 1995, New Jersey's American Hockey League affiliate, the Albany Devils, won the Calder Cup, marking the third time an NHL organization and their AHL franchise won both championships in the same season.

Lamoriello served as the Devils' Head Coach for 50 regular season games in 2005-06 (32-14-4) and the final three regular season games in 2006-07. The Devils qualified for the playoffs and reached the Eastern Conference Final in both seasons.

In 2009, Lamoriello received the highest honor in the sport of hockey as he was inducted into the Hockey Hall of Fame.

In addition to his responsibilities with the Devils, Lamoriello was named vice-chairman and CEO of the National Basketball Association's New Jersey Nets after the hockey team was purchased by YankeeNets. Following back-to-back appearances in the NBA Finals in 2002 and 2003, Lamoriello relinquished his posts with the Nets when YankeeNets sold the basketball franchise to an independent owner in 2004.

Internationally, Lamoriello served as the General Manager for Team USA at the World Cup of Hockey in 1996. Team USA won the inaugural tournament championship, defeating Team Canada in a best-of-three final.

He also served as General Manager for Team USA at the 1998 Winter Olympics in Nagano, Japan. The Johnston, RI native was inducted into the U.S. Hockey Hall of Fame in 2012 and received the Lester Patrick Trophy in 1992 in recognition of his service to hockey in the United States. He was also a member of the Charter Class of inductees into the Rhode Island Hockey Hall of Fame in 2018.

Prior to his time in the NHL, Lamoriello spent two decades at Providence College, including 15 seasons as Head Coach of Providence College Men's Hockey. During his time behind the bench, the Friars posted a 248-179-13 record and qualified for 12 consecutive post-season tournament berths. During Lamoriello's last five years as Head Coach, Providence had more players drafted into the NHL after entering college than any other college team. He also served as the College's Athletic Director. Lamoriello was inducted into the Providence College Athletic Hall of Fame in 1982. He was awarded an honorary doctorate by Providence College on May 23, 2001. His #14 jersey was retired by Providence College Men's Hockey on Feb. 10, 2017.

Lamoriello was one of five founders of Hockey East Association and served as commissioner of the league from 1983-87. Since 1989, the winner of the Hockey East tournament has been awarded the Lou Lamoriello Trophy.

As an athlete, he captained both the hockey and baseball teams at Providence. He later played baseball, coached and managed teams in the Cape Cod Baseball League and the Quebec Provincial League.

Lamoriello's numerous accolades include inductions into the Cape Cod Baseball League Hall of Fame in 2009, the National Italian American Sports Hall of Fame in 2012, the Rhode Island Heritage Hall of Fame in 2004, the LaSalle Academy Hall of Fame in 2004, the Sports Hall of Fame of New Jersey in 2002, and he was named the recipient of Unico National's Vincent T. Lombardi Trophy in 2000 for professional sports achievement. He has also served on the board of directors of the Yogi Berra Museum since 2006 and has been a member of the board of Yankee Global Enterprises since 2004.







## **CHRIS LAMORIELLO**

**ASSISTANT GENERAL MANAGER  
GENERAL MANAGER, BRIDGEPORT ISLANDERS**

Chris Lamoriello joined the Islanders in August 2016 as the Director of Player Personnel. He was promoted to Assistant General Manager prior to the 2017-18 season, and has served as the GM of the organization's AHL affiliate in Bridgeport.

Prior to joining the Islanders, the Providence, RI native served as the Senior Vice President of Hockey Operations for the New Jersey Devils and the General Manager of the Albany Devils (AHL) from 2001-2015. Lamoriello was a part of the Devils scouting staff since the start of the 1995-96 season, covering all levels of hockey throughout the United States, Canada and Europe.

During Lamoriello's tenure with New Jersey, the Devils posted twelve 100-point seasons, made the playoffs 14 times, reached the Stanley Cup Final four times and won two Stanley Cups (2000, 2003).

Lamoriello attended Providence College, where he earned his bachelor's degree in history in 1994. He played both hockey and baseball at Providence. Chris is the son of current President and General Manager Lou Lamoriello.



## **STEPHEN PELLEGRINI**

**ASSISTANT GENERAL MANAGER**

Stephen Pellegrini was named Assistant General Manager of the New York Islanders on June 12, 2018.

Pellegrini joined the Islanders after working for the New Jersey Devils as the Vice President of Hockey Operations from 2006-2018. During Pellegrini's tenure in New Jersey, the Devils posted four 100-point seasons, made the playoffs six times and reached the Stanley Cup Final in 2012.

Prior to joining the Devils, Pellegrini spent eight seasons as Group Vice President of the NHL's Central Registry Department (1998-2006). There, he served on the league's CBA negotiating committee and assisted on CBA rules and regulation enforcement.

Pellegrini served as the Director of Hockey Administration from 1995 through 1998 for the Edmonton Oilers.

He earned his graduate degree in sports administration from Montreal's Concordia University in 1991. He received his undergraduate degree in history from King's University College at The University of Western Ontario.





# PATRICK ROY

## HEAD COACH

Patrick Roy was named Head Coach of the New York Islanders on January 20, 2024. In his first season as Head Coach, he led the Islanders to a 20-12-5 record and qualified for the 2024 Stanley Cup Playoffs.

Prior to joining the Islanders, Roy served as the Head Coach of the Quebec Remparts and won the Memorial Cup Championship and the QMJHL Championship in 2023.

He had two stints as Head Coach of the Remparts, 2005-06 through 2012-13, and 2018-19 through 2022-23. He also won the Memorial Cup in his first season as Head Coach of Quebec (2005-06). Over the course of 13 seasons with the Remparts, Roy accumulated a Head Coaching record of 524-255-66.

Roy was the Head Coach of the Colorado Avalanche for three seasons (2013-14, 2014-15, 2015-16). He finished with a record of 130-92-24 and won the Jack Adams Award in 2013-14 as NHL Coach of the Year.

The Quebec, QC native began his NHL playing career in 1985-86, when he backstopped the Montreal Canadiens to a Stanley Cup Championship, winning the Conn Smythe Trophy as playoff MVP.

Roy was the youngest player in NHL history to ever win the Conn Smythe Trophy. He would also help the Canadiens win the Stanley Cup in 1993, and was once again awarded the Conn Smythe Trophy.

In 1995, Roy was traded from Montreal to Colorado, and won his third Stanley Cup in that same season. Roy would go on to win a fourth Stanley Cup with the Avalanche in 2001, and was awarded his third Conn Smythe Trophy, an NHL record.

Roy retired from the NHL in 2003 with a career regular season record of 551-315-131 and a career playoff record of 151-94. Roy's 151 playoff wins record is first all-time and his 551 regular season wins record is third all-time.

Roy was inducted into the Hockey Hall of Fame in 2006 and his jersey number 33 is retired by both Montreal and Colorado. Roy played in eleven All-Star games and won three Vezina Trophies (awarded annually to the NHL's goaltender who is "adjudged to be the best at this position") and five William Jennings Trophies (awarded annually to the goalie(s) on a team with the fewest goals against).

### PROFESSIONAL COACHING RECORD

SEASON	CLUB	TITLE	LEAGUE	REGULAR SEASON				PLAYOFFS	
				W	L	T	OTL	W	L
2005-06	Quebec	GM/Head Coach	QMJHL	52	16	-	2	14	9
2006-07	Quebec	GM/Head Coach	QMJHL	37	28	-	5	1	4
2007-08	Quebec	GM/Head Coach	QMJHL	38	28	-	4	6	6
2008-09	Quebec	GM/Head Coach	QMJHL	49	16	-	3	9	8
2009-10	Quebec	GM/Head Coach	QMJHL	41	20	-	7	4	5
2010-11	Quebec	GM/Head Coach	QMJHL	48	16	-	4	11	7
2011-12	Quebec	GM/Head Coach	QMJHL	43	18	-	7	7	4
2012-13	Quebec	GM/Head Coach	QMJHL	42	21	-	5	5	6
2013-14	COLORADO	Head Coach	NHL	52	22	-	8	3	4
2014-15	COLORADO	Head Coach	NHL	39	31	-	12	-	-
2015-16	COLORADO	Head Coach	NHL	39	39	-	4	-	-
2018-19	Quebec	GM/Head Coach	QMJHL	27	28	-	13	3	4
2019-20	Quebec	GM/Head Coach	QMJHL	27	32	-	5	-	-
2020-21	Quebec	GM/Head Coach	QMJHL	17	9	-	6	3	3
2021-22	Quebec	GM/Head Coach	QMJHL	51	15	-	2	8	4
2022-23	Quebec	GM/Head Coach	QMJHL	53	12	-	3	16	2
2023-24	NY ISLANDERS	Head Coach	NHL	20	12	-	5	-	-
<b>NY ISLANDERS TOTALS</b>				<b>20</b>	<b>12</b>	<b>-</b>	<b>5</b>	<b>-</b>	<b>-</b>
<b>NHL TOTALS</b>				<b>150</b>	<b>104</b>	<b>-</b>	<b>29</b>	<b>3</b>	<b>4</b>





## DOUG HOUDA

### ASSISTANT COACH

Doug Houda was named Assistant Coach of the New York Islanders on July 5, 2022.

Houda spent the previous six seasons as an Assistant Coach with the Detroit Red Wings. Prior to his time in Detroit, Houda worked 10 seasons in the same role with the Boston Bruins, winning the Stanley Cup in 2011. Houda also spent three seasons as an Assistant Coach in the American Hockey League with the Rochester Americans from 2003-06.

A native of Blairmore, Alberta, Houda was drafted by the Red Wings in the second round (28th overall) of the 1984 NHL Entry Draft.

He played defense for two seasons with the Islanders (1996-97 and 1997-98), scoring 13 points (three goals and 10 assists). Houda played 561 NHL games with the Red Wings, Hartford Whalers, Los Angeles Kings, Buffalo Sabres, Islanders and Anaheim Mighty Ducks between 1985-03, recording 82 points (19-63-82).

Houda's 17-year playing career included 553 American Hockey League and International Hockey League games with the Adirondack Red Wings, Rochester Americans and Utah Grizzlies. He scored 238 points (55 goals and 183 assists). He captured a Calder Cup championship during his time in the AHL with Rochester in 1995-96.



## JOHN MACLEAN

### ASSISTANT COACH

John MacLean was named Assistant Coach of the New York Islanders on July 28, 2022.

MacLean spent last season as an Assistant Coach with the San Jose Sharks and the three previous seasons (2017-2020) as an Assistant Coach with the Arizona Coyotes. He served as an Assistant Coach with the Carolina Hurricanes from 2011-2014 and New Jersey Devils from 2002-2009, winning the Stanley Cup in 2003.

The Oshawa, Ontario native played in 1,194 career NHL games over the course of 18 seasons, for the Devils, Sharks, New York Rangers and Dallas Stars.

He scored 842 points (413 goals and 429 assists).

As a player, MacLean represented New Jersey at the NHL All-Star Games in 1989 and 1991. He played in 104 Stanley Cup Playoff games, scoring 83 points (35 goals and 48 assists), and was a member of the Devils 1995 Stanley Cup Championship team.

MacLean was selected by New Jersey in the first round of the 1983 NHL Draft (sixth overall).



## BENOIT DESROSIERS

### ASSISTANT COACH

Benoit Desrosiers was named Assistant Coach of the New York Islanders on February 2, 2024.

Desrosiers was in his first season as Head Coach of the Gatineau Olympiques of the Quebec Major Junior Hockey League.

He had previously worked as an assistant coach in the league with the Chicoutimi Saguenéens (2012-13), the Sherbrooke Phoenix (2013-17) and the Québec Remparts (2017-23).

A native of St-Joseph-du-Lac, QC, Desrosiers spent six seasons with Quebec from 2017-18 to 2022-23, including five seasons serving under Head Coach Patrick Roy.

The Remparts won the QMJHL Championship and the Memorial Cup in 2022-2023.



## JACQUES LEMAIRE

### SPECIAL ASSIGNMENT COACH

Jacques Lemaire joined the Islanders organization at the start of the 2018-19 season.

Lemaire coached 1,262 regular-season NHL games for the Montreal Canadiens, New Jersey Devils, and Minnesota Wild. He led the Devils to their first Stanley Cup in 1995. Lemaire is an 11-time Stanley Cup champion, having won eight times with the Canadiens as a player and twice as assistant general manager.

Lemaire won a gold medal as an assistant with Team Canada at the 2010 Vancouver Winter Olympics.

Lemaire's 12-year playing career with Montreal included 366 goals and 835 points in 853 regular-season games. He added 61 goals and 139 points in 145 Stanley Cup Playoff games.

The LaSalle, Quebec, native was inducted into the Hockey Hall of Fame in 1984.





## PIERO GRECO

### GOALTENDING COACH

Piero Greco joined the Islanders as Goaltending Coach on July 25, 2018.

Greco spent the previous four seasons as the Head Goaltending Coach for the Toronto Marlies, the American Hockey League affiliate of the Toronto Maple Leafs. During Greco's final season with the franchise in 2017-18, the Marlies won their first Calder Cup Championship.

Prior to working for the Marlies, Greco coached in the Ontario Hockey League with the Owen Sound Attack (2002-2004), Barrie Colts (2004-2010) and the Kitchener Rangers (2010-2013).

The Toronto, Ontario native played professionally for 12 seasons in Europe, making stops in Italy, England and Austria. Greco also played in the ECHL with the Birmingham Bulls.



## MATT DE MADO

### VIDEO COORDINATOR

Matt De Mado joined the Islanders organization at the start of the 2018-19 season.

De Mado spent six seasons as a video coach with the New Jersey Devils from 2011-2017. He'd previously worked in a similar capacity for the Albany Devils and Bridgeport Sound Tigers of the American Hockey League, as well as the University of New Hampshire's men's hockey team. De Mado was a content associate at ESPN from 2009-10. In 2017, De Mado founded ProVision Hockey, a company that uses

state of the art technology to enhance critical skills in players and teaching tools for coaches.

A native of Washington, CT, De Mado is a 2008 graduate of the University of New Hampshire.



## COREY SMITH

### ASSISTANT VIDEO COORDINATOR

Corey Smith joined the Islanders organization at the start of the 2018-19 season.

Smith spent the previous two seasons as Video Coach of the Hartford Wolf Pack, American Hockey League affiliate of the New York Rangers.

From 2004 to 2016, Smith was a part of the Buffalo Sabres organization. He began his career as an Amateur Scout Intern, spent nine seasons as an Administrative Assistant Coach and two as Video Coach.

Smith played college hockey at SUNY Cortland, where he earned a Bachelor of Science in Sports Management in 2005.



## MITCH KORN

### DIRECTOR OF GOALTENDING

Mitch Korn was named Director Of Goaltending with the Islanders on July 26, 2018.

Prior to joining the Islanders, Korn spent four seasons with the Washington Capitals; he was their Director of Goaltending in 2017-18 and spent the previous three seasons as their Goaltending Coach. During Korn's time in Washington, the Capitals won two consecutive Presidents' Trophies (2015-16 and 2016-17) and the franchise's first Stanley Cup (2018). Under Korn's coaching, Capitals' goalie Braden Holtby won the 2015-16 Vezina Trophy as the top goaltender in the National Hockey League.

Prior to his time with Washington, Korn spent 16 seasons as the Goaltending Coach for the Nashville Predators. Under Korn's direction, Pekka Rinne was named a finalist for the Vezina Trophy in 2011 and 2012.

Before joining the Predators in 1998, Korn spent seven seasons (1991-98) with the Buffalo Sabres, working with Hockey Hall of Fame goalie and two-time Hart Trophy-winner Dominik Hasek. While working with Korn, Hasek captured four Vezina Trophies.

Korn began his coaching career at Kent State University in 1979 shortly after ending his playing career at the school. He worked at Miami University's Goggin Ice Center in Oxford, Ohio, coaching the school's goalies until joining the Sabres in 1991.





## JOANNE HOLEWA

### MANAGER OF HOCKEY OPERATIONS

Joanne Holewa joined the New York Islanders organization in the 1979-80 season as an assistant to former General Manager Bill Torrey.

Holewa has 45 years of hockey experience, has served under every General Manager in team history, and she is the winner of four Stanley Cups.

A Queens native, Holewa attended Nassau Community College and earned an accounting degree from Hofstra University. Prior to joining the Islanders, Holewa began her career in hockey operations for the Pittsburgh Penguins.

She resides with her husband, Walter, in Garden City.



## KERRY GWYDIR

### ASSISTANT TO THE PRESIDENT/GM

Kerry Gwydir was promoted to Assistant to the General Manager on July 19, 2006 after previously serving as the team's Assistant Manager of Hockey Operations.

He joined the organization as a media relations and publications intern during the 1997-98 season. Gwydir has held several titles in the Islanders hockey operations and media relations departments throughout his time with the franchise.

A graduate of Concordia (NY) College, where he played baseball, Gwydir began his professional career interning with Major League Baseball's Office of the Commissioner. He currently resides in Huntington with his wife, Kelly.



## DINA PASSARO

### EXECUTIVE ASSISTANT TO THE PRESIDENT/GM

Dina Passaro joined the Islanders as Executive Assistant to President and General Manager Lou Lamoriello prior to the 2018-19 season.

A Long Island native, Passaro earned a degree in journalism from St. John's University.

## PLAYER DEVELOPMENT



**JOHNNY BOYCHUK**




**ERIC CAIRNS**

Director of Player Development



**VLADIMIR MALAKHOV**



**ROD PELLEY**



**MARTY REASONER**



**DENNIS SEIDENBERG**





## **SEAN DONELLAN**

### **DIRECTOR OF SPORTS PERFORMANCE**

Sean Donellan returned to the New York Islanders in the 2011-12 season as the team's Director of Sports Performance, overseeing the Athletic Training and Strength and Conditioning Departments. Sean's previous time with the Islanders was spent as the Assistant Athletic Trainer and Head Strength and Conditioning Coach from 1996-2003.

From 2003-2005, Donellan moved back to his native New Jersey and worked as the Director of Sports Performance for the Ice House Athletic Performance Center in Hackensack, NJ until 2005. He then took the position of Sports Performance Director at Velocity Sports Performance in

Mahwah, NJ, where he trained numerous notable athletes such as the Green Bay Packers' Ryan Grant, NY Giants' Justin Tuck, Brandon Jacobs, Mathias Kiwanuka, Chris Canty, Jay Alford, Danny Ware and Victor Cruz, as well as Oakland Raider Kevin Boss, Los Angeles Galaxy Juan Pablo Angel, former New York Yankee Mike Stanton and the West Point Military Academy Men's Rugby Team. In November 2012, Donellan opened Ultimate Athletic Performance in Oakland, NJ.

Sean received his bachelor's degree in Exercise and Movement Science and Athletic Training from William Paterson University.



## **DAMIEN HESS**

### **HEAD ATHLETIC TRAINER**

Damien Hess joined the Islanders as Head Athletic Trainer at the start of the 2014-15 season. Hess joined the team after ten seasons as Head Athletic Trainer of the AHL's Hartford Wolf Pack. Prior to his tenure in Hartford, he was the Head Athletic Trainer of the ECHL's Atlantic City Boardwalk Bullies from 2001-04.

Hess earned a B.S. in Athletic Training from West Chester University in 1998 and an M. Ed. in Athletic Training from the University of Virginia in 1999. Following his graduate studies, he served one year as an Athletic Training Fellow at the U.S. Olympic Training Center in Lake Placid, NY.



## **DERREK DOUGLAS**

### **STRENGTH & CONDITIONING COACH**

Derrek Douglas joined the Islanders in 2013-14 as the Strength and Conditioning Coach. Prior to joining the Islanders organization, Douglas worked for three years under current Islanders Director of Sports Performance, Sean Donellan, at Velocity Sports Performance in Mahwah, NJ.

Douglas earned a B.S. in Kinesiology at the University of Rhode Island, where he played four years of club hockey, serving two as a captain, for their ACHA National Championship ice hockey team. After a strength and

conditioning internship with URI's strength staff, Douglas interned with the United States Olympic Training Center in Chula Vista, CA, Douglas later served as a Graduate Assistant Strength and Conditioning Coach at North Dakota State University in Fargo, ND, where he worked with D-I NCAA teams, including football, basketball and track and field.





**JODY GREEN**  
Assistant Athletic Trainer



**RAY CHIN**  
Physical Therapist



**JIM MICCIO**  
Massage Therapist



**LENI DICOSTANZO**  
Assistant Equipment Manager



**JASON MCGRATH**  
Assistant Equipment Manager



**BRANDON JACKALA**  
Equipment Assistant

## ANALYTICS



**TARAN SINGLETON**  
Director of Analytics



**FRANK GARDNER**



**KELLY KEOGH**



**ALEX MARTYNOV**



**KYLE OLSON**



**SAL TORNAMBENE**



**JAMIE WERTHER**

## PUBLIC RELATIONS



**KIMBER AUERBACH**  
Vice President of  
Communications



**JESSE EISENBERG**  
Senior Director of Team  
Services and  
Communications



**JULIA WINBERG**  
Communications  
Coordinator



# SCOUTS



**DAVID  
CONTE**

Special Assignment Scout



**VELLU  
KAUTONEN**

Director of European Scouting



**TRENT  
KLATT**

Director of Amateur Scouting



**KEN  
MORROW**

Director of Pro Scouting



**JIM  
PALIAFITO**

Director of European Pro/  
College Free Agent Scouting



**JEREMY  
BACHUSZ**



**ERIC  
BOULTON**



**PAUL  
CARLOW**



**MAREK  
HASCAK**



**BOB  
HOFFMEYER**



**STEVE  
KARIYA**



**DERRICK  
KEMP**



**GREG  
MORROW**



**JEFF  
NAPIERALA**



**GATES  
ORLANDO**



**JUHA  
RIIHJARVI**



**MARIO  
SARACENO**



**ROBERT  
WARD**



# BRIDGEPORT ISLANDERS COACHING STAFF



## RICK KOWALSKY

### HEAD COACH

Rick Kowalsky was named head coach of the Bridgeport Islanders on July 13, 2023 after serving two seasons as an assistant coach with the club. He is the ninth head coach in team history. Kowalsky joined the organization in 2021 following three seasons with the New Jersey Devils.

The Simcoe, Ontario native was head coach of New Jersey's AHL affiliate for eight seasons, guiding the Albany Devils (2010-17) and the Binghamton Devils (2017-18). In addition, Kowalsky was head coach of New Jersey's ECHL affiliate for four seasons, leading the Trenton Titans and Trenton Devils from 2006-10. He was elected into the ECHL Hall of Fame in 2017.

Kowalsky led Albany to back-to-back playoff berths in 2015-16 and 2016-17, including its most successful season in 2015-16. The Devils earned 46 wins and 102 points that season, and Kowalsky

was named AHL Coach of the Year.

He also guided ECHL Trenton to a 40-win season in 2008-09 and received the John Brophy Award as the league's top coach. Trenton's 40 wins were the most since 2004-05 when the Titans won the Kelly Cup Championship with Kowalsky as team captain.

Prior to joining the coaching ranks, Kowalsky enjoyed a 12-year professional playing career as a forward in the AHL and ECHL. He had 92 points (35 goals, 57 assists) in 183 AHL games with the Cornwall Aces, Portland Pirates and Norfolk Admirals, and 550 points (221 goals, 329 assists) in 516 ECHL contests with the Hampton Roads Admirals, Trenton Titans and Roanoke Express. He skated in the 1995 and 2003 ECHL All-Star Games and served as North team captain in 2003.



## MATT MACDONALD

### ASSISTANT COACH

Matt Macdonald was named Assistant Coach of the Bridgeport Islanders on September 1, 2023. He spent the last five seasons in the same capacity with the Grand Rapids Griffins. The Griffins went 144-137-38 in 319 regular-season games during that span. Macdonald also spent six seasons behind the bench for the ECHL's Cincinnati Cyclones, including four years as Head Coach and Director of Hockey Operations from 2014-18. He guided the Cyclones to a winning record during each of those four seasons and totaled a 142-116-16-14 record and two Kelly Cup Playoff appearances.

Prior to his coaching career, the Niagara Falls, Ontario native played seven pro seasons as a defenseman. He combined for 133 points (30g, 103a) and 601 penalty minutes in 385 career games between the CHL (2005-06), ECHL (2006-09), AHL (2007-09), Italy (2009-10; 2011-12) and Denmark (2010-11). He won the ECHL's Kelly Cup Championship with Cincinnati in 2008. Macdonald played college hockey at St. Lawrence University, where he had 30 points (14g, 16a) in 118 career games.



## PASCAL RHEAUME

### ASSISTANT COACH

Pascal Rheaume was named Assistant Coach of the Bridgeport Islanders on September 1, 2023. He has coached in the AHL, ECHL and major junior hockey in addition to playing 318 NHL games with the New Jersey Devils, St. Louis Blues, Chicago Blackhawks, Atlanta Thrashers, New York Rangers and Arizona Coyotes. He spent each of the last two seasons as Assistant Coach of the ECHL's Trois-Rivières Lions. Prior to joining Trois-Rivières, Rheaume served as Head Coach of the Val d'Or Foreurs of the Quebec Major Junior Hockey League (QMJHL) for two years (2018-20). He was also Assistant Coach with the Sherbrooke Phoenix and Drummondville Voltigeurs before that. Rheaume spent the 2015-16 season as Assistant Coach with the Iowa Wild.

A native of Quebec, Quebec, Rheaume played nearly 20 pro seasons as a forward beginning in 1993-94 with the Albany River Rats (AHL). He recorded 408 points (174g, 234a) in 589 career AHL games with the River Rats, Worcester IceCats, Hartford Wolf Pack, San Antonio Rampage, Lowell Devils, Manchester Monarchs and Peoria Rivermen. He won the 1995 Calder Cup with Albany and the 2003 Stanley Cup with the New Jersey Devils.



## CHRIS TERRERI

### GOALTENDING COACH

Chris Terreri joined the Islanders organization as Goaltending Development Coach on August 23, 2017. His role expanded to AHL Goaltending Coach/Player Development prior to the 2017-18 campaign.

Prior to joining the Islanders, Terreri spent 16 seasons as a member of the New Jersey Devils coaching staff. He was New Jersey's Goaltending Coach for his final eight seasons with the organization, working with goalies Martin Brodeur and Cory Schneider, among others.

In 15 seasons as a pro goalie, Terreri played 406 career games with the Devils, San Jose Sharks, Chicago Blackhawks and Islanders (two games). He won two Stanley Cups with New Jersey in 1995 and 2000. Terreri was New Jersey's fifth-round selection (85th overall) in the 1983 Entry Draft. He joined the Devils after a four-year career at Providence College, which included two NCAA Frozen Four appearances.

On the international stage, Terreri was a member of the United States Olympic Team in 1988. He also represented the U.S. during the 1985, '86, '87 and '87 World Championships.





# NEW YORK ISLANDERS NUMERICAL ROSTER


## FORWARDS & DEFENSEMEN

#	NAME	POSITION	HT	WT	SHOT	BIRTHDATE	BIRTHPLACE
2	Mike Reilly	D	6'01"	196	L	7/13/1993	Chicago, IL
3	Adam Pelech	D	6'03"	210	L	08/16/94	Toronto, ON
4	Samuel Bolduc	D	6'04"	220	L	12/09/00	Laval, QC
6	Ryan Pulock	D	6'02"	216	R	10/06/94	Dauphin, MB
7	Grant Hutton	D	6'03"	206	R	07/25/95	Carmel, IN
8	Noah Dobson	D	6'04"	200	R	01/07/00	Summerside, PEI
10	Simon Holmstrom	F	6'02"	215	L	05/24/01	Tranas, SWE
13	Mathew Barzal	F	6'01"	190	R	05/26/97	Coquitlam, BC
14	Bo Horvat	F	6'01"	213	L	04/05/95	London, ON
15	Cal Clutterbuck	F	5'11"	215	R	11/18/87	Welland, ON
16	Julien Gauthier	F	6'04"	226	R	10/15/97	Pointe-aux-Trembles, QC
17	Matt Martin	F	6'03"	215	L	05/08/89	Windsor, ON
18	Pierre Engvall	F	6'05"	215	L	05/31/96	Ljungby, SWE
20	Hudson Fasching	F	6'03"	209	R	07/28/95	Milwaukee, WI
21	Kyle Palmieri	F	5'11"	196	R	02/01/91	Smithtown, NY
24	Scott Mayfield	D	6'05"	220	R	10/14/92	St. Louis, MO
25	Sebastian Aho	D	5'10"	180	L	02/17/96	Umea, SWE
26	Oliver Wahlstrom	F	6'02"	200	R	06/13/00	Portland, ME
27	Anders Lee	F	6'03"	227	L	07/03/90	Edina, MN
28	Alexander Romanov	D	6'01"	215	L	01/06/00	Moscow, RUS
29	Brock Nelson	F	6'04"	210	L	10/15/91	Warroad, MN
37	Ruslan Iskhakov	F	5'08"	170	L	07/22/00	Moscow, RUS
41	Robert Bortuzzo	D	6'04"	216	R	03/18/89	Thunder Bay, ON
44	Jean-Gabriel Pageau	F	5'11"	185	R	11/11/92	Ottawa, ON
52	Kyle MacLean	F	6'01"	190	L	04/29/99	Basking Ridge, NJ
53	Casey Cizikas	F	5'11"	194	L	02/27/91	Toronto, ON

## GOALTENDERS

#	NAME	POSITION	HT	WT	CATCH	BIRTHDATE	BIRTHPLACE
30	Ilya Sorokin	G	6'03"	195	L	08/04/95	Mezhdurechensk, RUS
40	Semyon Varlamov	G	6'02"	205	L	04/27/88	Samara, RUS





## SEBASTIAN AHO • DEFENSEMAN

25

**SHOOTS** Left • **HEIGHT** 5'10" • **WEIGHT** 180lbs.

**BIRTHDATE** February 17, 1996 • **BIRTHPLACE** Umea, SWE

**PRONUNCIATION** AH-hoh, seh-BAST-yehn

### ACQUIRED:

Selected by the New York Islanders in the fifth round (139th overall) of the 2017 NHL Draft.

### 2023-24 SEASON:

Recorded nine points (two goals, seven assists) in 58 games during his fifth season with the Islanders...Scored a goal and registered a career-high +4 rating on Dec. 23 at CAR...Recorded a point in three straight games Mar. 5 - Mar. 10 (one goal, two assists), including his second goal of the season Mar. 7 at SJS...Recorded his 50th career point (an assist) on Mar. 10 at ANA.




5th ROUND,  
139th OVERALL (2017)

### CAREER STATISTICS:

		REGULAR SEASON										PLAYOFFS					
SEASON	CLUB	LEAGUE	GP	G	A	PTS	PIM	PP	SH	GW	+/-	GP	G	A	PTS	PIM	+/-
2012-13	Skelleftea J18	J18ALL	2	0	2	2	2	0	0	0	+4	3	0	1	1	2	-2
	Skelleftea J20	SuperElit	38	1	11	12	14	0	0	0	+9	4	0	0	0	0	0
	Skelleftea AIK	SHL	1	0	0	0	0	0	0	0	0	0	0	0	0	0	0
	Sweden U18	WJC-18	5	0	0	0	4	0	0	0	0	-	-	-	-	-	-
2013-14	Skelleftea J20	SuperElit	27	7	16	23	18	-	-	-	+11	-	-	-	-	-	-
	Skelleftea AIK	SHL	21	1	4	5	2	0	0	0	-1	13	0	0	0	0	-2
	Sweden U18	WJC-18	4	2	0	2	8	2	0	0	+1	-	-	-	-	-	-
	Sweden U18	International	15	4	6	10	16	-	-	-	+2	-	-	-	-	-	-
2014-15	Skelleftea J20	SuperElit	4	0	2	2	4	0	0	0	-2	-	-	-	-	-	-
	Skelleftea AIK	SHL	41	1	8	9	14	0	0	1	+10	13	1	3	4	8	+3
	Sweden U20	WJC-20	7	1	3	4	2	1	0	0	+1	-	-	-	-	-	-
2015-16	Sweden U20	International	17	5	7	12	4	-	-	-	+4	-	-	-	-	-	-
	Skelleftea AIK	SHL	39	3	13	16	12	1	0	0	+5	16	3	4	7	6	+5
2016-17	Sweden U20	International	10	1	1	2	2	1	0	1	+4	-	-	-	-	-	-
	Skelleftea AIK	SHL	50	10	20	30	10	2	0	5	-6	7	0	2	2	0	-3
2017-18	Sweden	International	12	1	0	1	8	0	0	0	-2	-	-	-	-	-	-2
	NY ISLANDERS	NHL	22	1	3	4	6	1	0	0	-5	-	-	-	-	-	-
2018-19	Bridgeport	AHL	40	9	20	29	20	4	0	4	E	-	-	-	-	-	-
	Bridgeport	AHL	67	9	37	46	36	4	0	3	+4	5	0	2	2	6	-1
2019-20	Bridgeport	AHL	49	3	27	30	18	2	0	0	-16	-	-	-	-	-	-
2020-21	NY ISLANDERS	NHL	3	1	1	2	2	0	0	0	-1	-	-	-	-	-	-
2021-22	NY ISLANDERS	NHL	36	2	10	12	10	0	0	0	-6	-	-	-	-	-	-
2022-23	NY ISLANDERS	NHL	71	5	18	23	22	0	0	0	+9	6	0	1	1	2	E
2023-24	NY ISLANDERS	NHL	58	2	7	9	12	0	0	0	-7	-	-	-	-	-	-
<b>NY ISLANDERS TOTALS</b>			<b>190</b>	<b>11</b>	<b>39</b>	<b>50</b>	<b>52</b>	<b>1</b>	<b>0</b>	<b>0</b>	<b>-10</b>	<b>6</b>	<b>0</b>	<b>1</b>	<b>1</b>	<b>2</b>	<b>E</b>
<b>NHL TOTALS</b>			<b>190</b>	<b>11</b>	<b>39</b>	<b>50</b>	<b>52</b>	<b>1</b>	<b>0</b>	<b>0</b>	<b>-10</b>	<b>6</b>	<b>0</b>	<b>1</b>	<b>1</b>	<b>2</b>	<b>E</b>





## MATHEW BARZAL • FORWARD



**SHOOTS** Right • **HEIGHT** 6'1" • **WEIGHT** 190lbs.

**BIRTHDATE** May 26, 1997 • **BIRTHPLACE** Coquitlam, BC

**PRONUNCIATION** bar-ZEHL, MA-thew

### ACQUIRED:

Selected by the New York Islanders in the first round (16th overall) of the 2015 NHL Draft.

### 2023-24 SEASON:


Recorded 80 points (23 goals, 57 assists) in 78 games during his seventh season with the Islanders...Led Islanders skaters in points (80) and power play points (25), and was second on the team in assists (57)...His 23 goals were a new career-high...Reached the 80-point mark for the second time in his career...Recorded six point streaks of five games or longer, including a career-best eight-game point streak Jan. 25 - Feb. 20, and a seven-game point streak Feb. 24 - Mar. 11...Recorded three four-point games on Nov. 30 at CAR, Dec. 7 vs. CBJ, and Jan. 11 vs. TOR...Named NHL's "Second Star" of the week ending on Dec. 3...Recorded his 400th career point on Jan. 4 at ARI...Registered a career-high 26:31 TOI and nine shots on goal on Jan. 25 at MTL...Represented the Islanders at the 2024 NHL All-Star Game...Recorded his 100th career multi-point game Feb. 8 vs. TBL...Scored a goal in the 2024 NHL Stadium Series game at MetLife Stadium on Feb. 18...Notched his 300th career assist Feb. 24 vs. TBL...Reached the 20-goal mark on Mar. 7 at SJS...Recorded his 50th assist of the season on Mar. 23 vs. WPG, the second time in his career he has achieved the feat...Reached the 80-point mark Apr. 9 vs. NYR...Registered a five-game assist streak Apr. 1 - Apr. 9, the longest by an Islander forward this season...Skated in his 500th career NHL game on Apr. 15 at NJD.

**1st ROUND,  
16th OVERALL (2015)**

### CAREER STATISTICS:

SEASON	CLUB	REGULAR SEASON										PLAYOFFS						
		LEAGUE	GP	G	A	PTS	PIM	PP	SH	GW	+/-	GP	G	A	PTS	PIM	+/-	
2011-12	Burnaby	PCBHL	51	55	98	153	-	-	-	-	-	-	-	-	-	-	-	
2012-13	Vancouver	BCMML	34	29	74	103	34	-	-	-	-	3	3	3	6	8	-	
	Coquitlam	BCHL	6	0	2	2	6	-	-	-	-	-	-	-	-	-	-	
2013-14	Seattle	WHL	59	14	40	54	20	5	0	-	+3	9	1	5	6	4	-1	
	Canada	WJC-18	7	3	1	4	6	2	0	0	E	-	-	-	-	-	-	
2014-15	Seattle	WHL	44	12	45	57	20	2	1	-	+13	6	4	4	8	4	+2	
	Canada	WJC-18	7	3	9	12	0	1	2	0	+2	-	-	-	-	-	-	
2015-16	Seattle	WHL	58	27	61	88	58	9	0	8	+22	18	5	21	26	16	+2	
	Canada	WJC	5	2	1	3	0	1	0	0	E	-	-	-	-	-	-	
	Seattle	WHL	41	10	69	79	20	2	0	1	+32	16	7	18	25	12	+11	
	Canada	WJC	7	3	5	8	4	1	1	1	+4	-	-	-	-	-	-	
2016-17	NY ISLANDERS	NHL	2	0	0	0	0	0	0	0	-2	-	-	-	-	-	-	
	Seattle	WHL	41	10	69	79	20	2	0	1	+32	16	7	18	25	12	+11	
	Canada	WJC	7	3	5	8	4	1	1	1	+4	-	-	-	-	-	-	
2017-18	NY ISLANDERS	NHL	82	22	63	85	30	5	0	4	+1	-	-	-	-	-	-	
	Canada	WC	10	0	7	7	4	0	0	0	+4	-	-	-	-	-	-	
2018-19	NY ISLANDERS	NHL	82	18	44	62	46	3	0	3	-5	8	2	5	7	8	+2	
2019-20	NY ISLANDERS	NHL	68	19	41	60	44	4	0	2	+5	22	5	12	17	17	+2	
2020-21	NY ISLANDERS	NHL	55	17	28	45	48	1	0	1	+15	19	6	8	14	19	0	
2021-22	NY ISLANDERS	NHL	73	15	44	59	18	1	0	1	-15	-	-	-	-	-	-	
2022-23	NY ISLANDERS	NHL	58	14	37	51	22	4	0	5	+5	6	2	0	2	2	-1	
2023-24	NY ISLANDERS	NHL	80	23	57	80	34	5	0	4	-4	-	-	-	-	-	-	
<b>NY ISLANDERS TOTALS</b>				<b>500</b>	<b>128</b>	<b>314</b>	<b>442</b>	<b>248</b>	<b>23</b>	<b>0</b>	<b>20</b>	<b>E</b>	<b>55</b>	<b>15</b>	<b>25</b>	<b>40</b>	<b>39</b>	<b>+3</b>
<b>NHL TOTALS</b>				<b>500</b>	<b>128</b>	<b>314</b>	<b>442</b>	<b>248</b>	<b>23</b>	<b>0</b>	<b>20</b>	<b>E</b>	<b>55</b>	<b>15</b>	<b>25</b>	<b>40</b>	<b>39</b>	<b>+3</b>





## SAMUEL BOLDUC • DEFENSEMAN

4

**SHOOTS** Left • **HEIGHT** 6'4" • **WEIGHT** 220lbs.

**BIRTHDATE** December 9, 2000 • **BIRTHPLACE** Laval, QC

**PRONUNCIATION** BOHL-duhk, SAM-yew-ehl

### ACQUIRED:

Selected by the Islanders in the second round (57th overall) of the 2019 NHL Draft.

### 2023-24 SEASON:

Recorded five points (two goals, three assists) in 34 games during his second season with the Islanders...Surpassed his rookie season totals in assists, points and games played...Notched an assist Dec. 7 vs. CBJ...Recorded points in consecutive games for the second time in his career on Dec. 27 and 29, including his third career NHL goal on Dec. 31 at PIT...Recorded his first career multi-point game (one goal, one assist), including his first career power play goal, on Apr. 17 vs. PIT...Recorded one goal in five games with Bridgeport, the Islanders' American Hockey League affiliate.

**2nd ROUND, 57th OVERALL (2019)**

### CAREER STATISTICS:

		REGULAR SEASON										PLAYOFFS					
SEASON	CLUB	LEAGUE	GP	G	A	PTS	PIM	PP	SH	GW	+/-	GP	G	A	PTS	PIM	+/-
2016-17	Laval-Montreal	QMAAA	37	3	12	15	6	-	-	-	-6	8	1	1	2	2	-3
	Blainville-Boisbriand	QMJHL	6	0	0	0	0	0	0	0	E	-	-	-	-	-	-
2017-18	Blainville-Boisbriand	QMJHL	57	2	12	14	8	0	0	0	+16	20	2	5	7	0	+14
2018-19	Blainville-Boisbriand	QMJHL	65	9	28	37	27	5	0	2	-32	5	1	1	2	4	-2
2019-20	Blainville-Boisbriand	QMJHL	32	7	9	16	14	1	0	1	+7	-	-	-	-	-	-
	Sherbrooke	QMJHL	29	4	23	27	12	2	0	2	+6	-	-	-	-	-	-
2020-21	Bridgeport	AHL	24	6	8	14	10	1	0	1	+5	-	-	-	-	-	-
2021-22	Bridgeport	AHL	57	2	5	7	16	0	0	0	-10	0	0	0	0	0	0
2022-23	NY ISLANDERS	NHL	17	2	1	3	2	0	0	1	+5	2	0	0	0	4	0
	Bridgeport	AHL	56	10	25	35	31	2	0	0	-13	-	-	-	-	-	-
2023-24	NY ISLANDERS	NHL	33	2	3	5	6	1	0	0	-4	-	-	-	-	-	-
	Bridgeport	AHL	5	1	0	1	2	0	0	1	+2	-	-	-	-	-	-
<b>NY ISLANDERS TOTALS</b>			<b>51</b>	<b>4</b>	<b>4</b>	<b>8</b>	<b>8</b>	<b>1</b>	<b>0</b>	<b>1</b>	<b>+1</b>	<b>2</b>	<b>0</b>	<b>0</b>	<b>0</b>	<b>4</b>	<b>0</b>
<b>NHL TOTALS</b>			<b>51</b>	<b>4</b>	<b>4</b>	<b>8</b>	<b>8</b>	<b>1</b>	<b>0</b>	<b>1</b>	<b>+1</b>	<b>2</b>	<b>0</b>	<b>0</b>	<b>0</b>	<b>4</b>	<b>0</b>





## ROBERT BORTUZZO · DEFENSEMAN



**SHOOTS** Right ▪ **HEIGHT** 6'4" ▪ **WEIGHT** 216lbs.

**BIRTHDATE** March 18, 1989 ▪ **BIRTHPLACE** Thunder Bay, ON

**PRONUNCIATION** bohr-TOO-zoh, RAH-bert

**ACQUIRED:**

Acquired from the St. Louis Blues in exchange for a seventh round pick in the 2024 NHL Draft on December 8, 2023.

**2023-24 SEASON:**

Skated in four games for the St. Louis Blues and 23 games for the New York Islanders in his 12th season in the NHL...Traded to NYI on Dec. 8...Made his Islanders debut Dec. 9 vs. LAK, skating 16:03 TOI...Missed 30 games due to injury (Jan. 4-Mar. 17).

**3rd ROUND, 78th OVERALL (2007)**

**CAREER STATISTICS:**

SEASON	CLUB	LEAGUE	REGULAR SEASON										PLAYOFFS				
			GP	G	A	PTS	PIM	PP	SH	GW	+/-	GP	G	A	PTS	PIM	+/-
2006-07	Kitchener	OHL	63	2	12	14	67	0	0	0	+15	9	1	2	3	8	-1
2007-08	Kitchener	OHL	52	3	15	18	61	1	0	2	+23	18	0	8	8	14	+18
2008-09	Kitchener	OHL	23	1	16	17	24	0	0	0	-6	-	-	-	-	-	
2009-10	Wilkes-Barre/Scranton	AHL	75	2	10	12	109	0	0	0	+13	4	0	0	0	0	-2
2010-11	Wilkes-Barre/Scranton	AHL	79	4	22	26	111	3	0	1	+28	12	0	1	1	6	+1
2011-12	PITTSBURGH	NHL	6	0	0	0	2	0	0	0	+1	-	-	-	-	-	
	Wilkes-Barre/Scranton	AHL	51	3	9	12	61	1	0	0	+9	12	0	1	1	13	+1
2012-13	PITTSBURGH	NHL	15	2	2	4	27	0	0	0	+3	-	-	-	-	-	
	Wilkes-Barre/Scranton	AHL	31	1	3	4	34	0	0	0	+4	-	-	-	-	-	
2013-14	PITTSBURGH	NHL	54	0	10	10	74	0	0	0	-3	8	0	1	1	4	+1
2014-15	PITTSBURGH	NHL	38	2	4	6	68	0	0	0	-6	-	-	-	-	-	
	ST. LOUIS	NHL	13	1	1	2	25	0	0	0	-3	-	-	-	-	-	
2015-16	ST. LOUIS	NHL	40	2	1	3	52	0	0	0	+2	5	0	1	1	2	+1
2016-17	ST. LOUIS	NHL	38	1	3	4	15	0	0	0	+11	10	0	0	0	4	-1
2017-18	ST. LOUIS	NHL	72	4	9	13	41	0	0	1	+11	-	-	-	-	-	
2018-19	ST. LOUIS	NHL	59	2	8	10	47	0	0	0	+9	17	2	0	2	30	-3
2019-20	ST. LOUIS	NHL	42	2	4	6	21	0	0	1	+12	3	0	0	0	0	-3
2020-21	ST. LOUIS	NHL	40	1	4	5	47	0	0	1	-3	2	0	0	0	0	+1
2021-22	ST. LOUIS	NHL	73	1	5	6	36	0	0	0	-4	10	0	0	0	6	-1
2022-23	ST. LOUIS	NHL	43	2	3	5	29	0	0	0	+9	-	-	-	-	-	
2023-24	ST. LOUIS	NHL	4	0	0	0	7	0	0	0	+2	-	-	-	-	-	
	NY ISLANDERS	NHL	23	0	0	0	20	0	0	0	-2	-	-	-	-	-	
	<b>NY ISLANDERS TOTALS</b>		<b>23</b>	<b>0</b>	<b>0</b>	<b>0</b>	<b>20</b>	<b>0</b>	<b>0</b>	<b>0</b>	<b>-2</b>	<b>-</b>	<b>-</b>	<b>-</b>	<b>-</b>	<b>-</b>	
	<b>NHL TOTALS</b>		<b>560</b>	<b>20</b>	<b>54</b>	<b>74</b>	<b>511</b>	<b>0</b>	<b>0</b>	<b>3</b>	<b>+39</b>	<b>55</b>	<b>2</b>	<b>2</b>	<b>4</b>	<b>46</b>	<b>+1</b>





## CASEY CIZIKAS • FORWARD



**SHOOTS** Left • **HEIGHT** 5'11" • **WEIGHT** 194lbs.

**BIRTHDATE** February 27, 1991 • **BIRTHPLACE** Toronto, ON

**PRONUNCIATION** sih-ZEE-kuhs, KAY-see

### ACQUIRED:

Selected by the New York Islanders in the fourth round (92nd overall) of the 2009 NHL Draft.

### 2023-24 SEASON:

Recorded 23 points (10 goals, 13 assists) in 70 games during his 13th season with the Islanders...His 23 points were the most he has tallied in a single season since 2018-19...Set a career-high in blocked shots (71)...Recorded his 20th career game-winning goal on Oct. 14 vs. BUF...Tallied points in three straight games Oct. 26 - 30 (one goal, two assists)...Recorded his 11th career shorthanded goal on Oct. 30 vs. DET...Scored his 100th career goal on Nov. 16 at SEA...Scored goals in back-to-back games Dec. 11 vs. TOR and Dec. 13 vs. ANA...Recorded a goal and an assist Feb. 29 at DET...Skated in his 800th career NHL game on Mar. 17 at NYR...Recorded two assists, matching his single-game career-high, for the ninth time in his career on Mar. 28 at FLA...Matched his career-high as he registered eight hits on Apr. 6 vs. NSH...The Islanders were 8-0-2 when Cizikas scored a goal this season.


**4th ROUND,**  
**92nd OVERALL (2009)**

### CAREER STATISTICS:

		REGULAR SEASON											PLAYOFFS					
SEASON	CLUB	LEAGUE	GP	G	A	PTS	PIM	PP	SH	GW	+/-	GP	G	A	PTS	PIM	+/-	
2007-08	Mississauga	OHL	62	18	23	41	41	5	2	5	+12	4	1	2	3	6	-1	
	Canada	WHC	6	4	5	9	-	-	-	-	-	-	-	-	-	-	-	
2008-09	Mississauga	OHL	55	16	20	36	39	8	3	4	-15	11	5	4	9	11	+1	
2009-10	Mississauga	OHL	68	25	37	62	77	9	1	4	+32	16	7	7	14	16	-2	
2010-11	Mississauga	OHL	52	29	35	64	40	11	3	6	+43	16	5	14	19	-	-	
	Memorial Cup	CHL	-	-	-	-	-	-	-	-	-	5	2	1	3	2	+2	
	Canada	WJC	7	2	1	3	6	0	0	1	+1	-	-	-	-	-	-	
2011-12	Bridgeport	AHL	52	15	30	45	30	3	0	3	+26	3	0	0	0	20	-2	
	NY ISLANDERS	NHL	15	0	4	4	6	0	0	0	+1	-	-	-	-	-	-	
2012-13	Bridgeport	AHL	31	10	11	21	35	3	1	1	-15	-	-	-	-	-	-	
	NY ISLANDERS	NHL	45	6	9	15	14	0	0	1	E	6	2	2	4	12	+1	
2013-14	NY ISLANDERS	NHL	80	6	10	16	30	1	0	1	-12	-	-	-	-	-	-	
2014-15	NY ISLANDERS	NHL	70	9	9	18	24	0	2	2	-2	7	1	0	1	0	+1	
2015-16	NY ISLANDERS	NHL	80	8	21	29	31	0	1	4	+4	11	0	3	3	16	-1	
2016-17	NY ISLANDERS	NHL	59	8	17	25	30	0	0	1	+9	-	-	-	-	-	-	
2017-18	NY ISLANDERS	NHL	64	7	10	17	23	0	1	0	-12	-	-	-	-	-	-	
2018-19	NY ISLANDERS	NHL	73	20	13	33	36	0	2	3	+22	8	0	0	0	6	-6	
2019-20	NY ISLANDERS	NHL	48	10	4	14	41	0	3	1	+12	18	0	2	2	8	0	
2020-21	NY ISLANDERS	NHL	56	7	7	14	27	0	0	3	-2	19	2	3	5	2	0	
2021-22	NY ISLANDERS	NHL	74	10	6	16	48	0	1	3	-3	-	-	-	-	-	-	
2022-23	NY ISLANDERS	NHL	81	6	15	21	54	0	0	0	E	6	1	2	3	16	-2	
2023-24	NY ISLANDERS	NHL	23	10		13	23	0	1	1	-2	-	-	-	-	-	-	
<b>NY ISLANDERS TOTALS</b>			<b>815</b>	<b>107</b>	<b>138</b>	<b>245</b>	<b>386</b>	<b>1</b>	<b>11</b>	<b>20</b>	<b>+15</b>	<b>75</b>	<b>6</b>	<b>12</b>	<b>18</b>	<b>60</b>	<b>-7</b>	
<b>NHL TOTALS</b>			<b>815</b>	<b>107</b>	<b>138</b>	<b>245</b>	<b>386</b>	<b>1</b>	<b>11</b>	<b>20</b>	<b>+15</b>	<b>75</b>	<b>6</b>	<b>12</b>	<b>18</b>	<b>60</b>	<b>-7</b>	







## CAL CLUTTERBUCK • FORWARD

**15**

**SHOOTS** Right • **HEIGHT** 5'11" • **WEIGHT** 215lbs.

**BIRTHDATE** November 18, 1987 • **BIRTHPLACE** Welland, ON

**PRONUNCIATION** KLUH-tuhr-buhck, KAL

### ACQUIRED:

Acquired from the Minnesota Wild, along with a third-round pick (70th overall) in the 2013 NHL Draft, in exchange for Nino Niederreiter on June 30, 2013.

### 2023-24 SEASON:

Recorded 19 points (seven goals, 12 assists) in 82 games during his 11th season with the Islanders and 16th in the NHL...His 19 points were the most he recorded in a single season since 2018-19 (23)...It was the first time in his career he skated in all 82 games...Led the Islanders and tied for fourth amongst all NHLers with 273 hits...Scored goals in consecutive games Oct. 24 vs. COL (one goal, one assist) and Oct. 26 vs. OTT...Skated in his 1,000th career NHL game on Nov. 22 vs. PHI...Recorded three points (one goal, two assists) in four games Dec. 7 - 13...Matched his single-game career-high as he recorded the ninth two-goal game of his career on Mar. 23 vs. WPG...Became the first NHLer to record 4,000 career hits (since the stat was recorded beginning in 2005-06) on Mar. 28 at FLA.

**3rd ROUND,  
72nd OVERALL (2006)**

### CAREER STATISTICS:

REGULAR SEASON		PLAYOFFS															
SEASON	CLUB	LEAGUE	GP	G	A	PTS	PIM	PP	SH	GW	+/-	GP	G	A	PTS	PIM	+/-
2003-04	Toronto	OHL	60	4	7	11	112	2	0	-	-4	18	3	5	8	20	+7
	Canada-Ontario	WHC-17	6	3	0	3	4	0	0	1	-	-	-	-	-	-	-
2004-05	Toronto	OHL	38	10	6	16	55	4	0	-	-4	-	-	-	-	-	-
	Oshawa	OHL	27	9	9	18	42	3	0	0	-19	-	-	-	-	-	-
	Canada	WJC-18	6	1	1	2	8	0	0	1	-1	-	-	-	-	-	-
2005-06	Oshawa	OHL	66	35	33	68	139	18	3	-	-17	-	-	-	-	-	-
2006-07	Oshawa	OHL	65	35	54	89	153	19	6	-	+11	9	8	5	13	21	-3
2007-08	Houston	AHL	73	11	13	24	97	4	2	-	+1	5	0	0	0	14	-3
	MINNESOTA	NHL	2	0	0	0	0	0	0	0	E	-	-	-	-	-	-
2008-09	Houston	AHL	2	0	0	0	0	0	0	0	E	-	-	-	-	-	-
	MINNESOTA	NHL	78	11	7	18	76	1	0	1	-5	-	-	-	-	-	-
2009-10	MINNESOTA	NHL	74	13	8	21	52	1	2	1	-8	-	-	-	-	-	-
2010-11	MINNESOTA	NHL	76	19	15	34	79	4	0	3	-5	-	-	-	-	-	-
	Canada	WC	7	0	1	1	4	0	0	0	-2	-	-	-	-	-	-
2011-12	MINNESOTA	NHL	74	15	12	27	103	3	4	2	-4	-	-	-	-	-	-
2012-13	MINNESOTA	NHL	42	4	6	10	27	0	0	1	-5	5	1	1	2	4	E
2013-14	NY ISLANDERS	NHL	73	12	7	19	50	0	3	1	-9	-	-	-	-	-	-
2014-15	NY ISLANDERS	NHL	76	7	9	16	60	0	2	4	+1	7	2	1	3	26	+1
2015-16	NY ISLANDERS	NHL	77	15	8	23	22	0	2	5	+7	11	2	1	3	12	-2
2016-17	NY ISLANDERS	NHL	66	5	15	20	28	0	0	1	+2	-	-	-	-	-	-
2017-18	NY ISLANDERS	NHL	76	8	10	18	53	0	1	1	-7	-	-	-	-	-	-
2018-19	NY ISLANDERS	NHL	73	8	15	23	44	3	0	2	+6	7	0	0	0	4	-4
2019-20	NY ISLANDERS	NHL	37	3	4	7	22	0	1	0	+6	21	2	2	4	18	+5
	Bridgeport	AHL	2	0	0	0	4	0	0	0	0	-	-	-	-	-	-
2020-21	NY ISLANDERS	NHL	50	4	7	11	10	0	1	1	-5	19	4	3	7	10	+5
2021-22	NY ISLANDERS	NHL	59	6	9	15	10	0	1	1	-6	-	-	-	-	-	-
2022-23	NY ISLANDERS	NHL	49	6	6	12	30	0	0	1	+9	6	1	0	1	16	-1
2023-24	NY ISLANDERS	NHL	82	7	12	19	32	0	0	0	+4	-	-	-	-	-	-
<b>NY ISLANDERS TOTALS</b>			<b>718</b>	<b>81</b>	<b>102</b>	<b>183</b>	<b>361</b>	<b>3</b>	<b>11</b>	<b>17</b>	<b>+8</b>	<b>71</b>	<b>11</b>	<b>7</b>	<b>18</b>	<b>86</b>	<b>+4</b>
<b>NHL TOTALS</b>			<b>1064</b>	<b>143</b>	<b>150</b>	<b>293</b>	<b>698</b>	<b>12</b>	<b>17</b>	<b>25</b>	<b>-19</b>	<b>76</b>	<b>12</b>	<b>8</b>	<b>20</b>	<b>90</b>	<b>+4</b>





# NOAH DOBSON · DEFENSEMAN

8

**SHOOTS** Right ▪ **HEIGHT** 6'4" ▪ **WEIGHT** 200lbs.

**BIRTHDATE** January 7, 2000 ▪ **BIRTHPLACE** Summerside, PEI

**PRONUNCIATION** DAHB-suhn, NOH-uh

**ACQUIRED:**

Selected by the New York Islanders in the first round (12th overall) of the 2018 NHL Draft.

**2023-24 SEASON:**

Recorded a career-best 70 points (10 goals, 60 assists) in 79 games during his fifth season with the Islanders...Led Islanders defensemen in all three scoring categories...Finished sixth amongst all NHL defensemen in assists and seventh in points...His 60 assists were a new-career best, as he joined Denis Potvin as the only two Islanders defensemen to reach the mark...Registered 16 multi-point games, including five three-point games and a career-high four-point game on Jan. 11 at TOR...His +12 rating was a career-high...Recorded three five-game point streaks, Oct. 17-26 (two goals, five assists), Dec. 5-13 (eight assists), and Jan. 19-27 (nine assists)...His 24 power play points were a career-best and second on the Islanders...Notched his 100th career assist Nov. 15 at VAN...Named NHL Third Star of the Week ending on Dec. 17...Tallied three power-play assists on Jan. 25 at MTL...Registered three assists in the 2024 Stadium Series game at MetLife Stadium on Feb. 18...Skated in his 300th career NHL game Mar. 7 at SJS...Scored game-winning goals in consecutive games Apr. 4 at CBJ and Apr. 6 vs. NSH...His four game-winning goals matched his career-best...Recorded two assists, reaching the 60-assist mark, Apr. 9 vs. NYR.

**1st ROUND,  
12th OVERALL (2018)**

**CAREER STATISTICS:**

SEASON	CLUB	LEAGUE	REGULAR SEASON										PLAYOFFS				
			GP	G	A	PTS	PIM	PP	SH	GW	+/-	GP	G	A	PTS	PIM	+/-
2015-16	RB Akademie	RBHRC18	24	3	13	16	16	0	0	0	-	-	-	-	-	-	-
	RB Hockey	RBHS20	11	1	1	2	0	0	0	0	-	-	-	-	-	-	-
2016-17	Acadie-Bathurst	QMJHL	63	7	19	26	40	0	1	2	+34	11	0	5	5	2	+7
	Canada	WHC-17	5	0	0	0	0	0	0	0	-	-	-	-	-	-	-
2017-18	Acadie-Bathurst	QMJHL	67	17	52	69	52	11	2	2	33	20	3	10	13	24	9
2018-19	Acadie-Bathurst	QMJHL	28	9	7	16	36	4	0	0	-30	-	-	-	-	-	-
	Rouyn-Noranda	QMJHL	28	6	30	36	24	2	1	1	+40	20	8	21	29	20	+28
	Canada	WJC-20	5	1	0	1	2	0	0	0	+4	-	-	-	-	-	-
2019-20	NY ISLANDERS	NHL	34	1	6	7	8	0	0	0	-1	1	0	0	0	0	0
2020-21	NY ISLANDERS	NHL	46	3	11	14	8	0	0	0	+1	19	0	7	7	0	+1
2021-22	NY ISLANDERS	NHL	80	13	38	51	18	3	0	4	-3	-	-	-	-	-	-
2022-23	NY ISLANDERS	NHL	78	13	36	49	20	5	0	2	+4	6	0	2	2	2	+2
2023-24	NY ISLANDERS	NHL	79	10	60	70	36	1	0	4	+12	-	-	-	-	-	-
<b>NY ISLANDERS TOTALS</b>			<b>317</b>	<b>40</b>	<b>151</b>	<b>191</b>	<b>90</b>	<b>9</b>	<b>0</b>	<b>10</b>	<b>+13</b>	<b>26</b>	<b>0</b>	<b>9</b>	<b>9</b>	<b>2</b>	<b>+3</b>
<b>NHL TOTALS</b>			<b>317</b>	<b>40</b>	<b>151</b>	<b>191</b>	<b>90</b>	<b>9</b>	<b>0</b>	<b>10</b>	<b>+13</b>	<b>26</b>	<b>0</b>	<b>9</b>	<b>9</b>	<b>2</b>	<b>+3</b>





## PIERRE ENGVALL • FORWARD

**18**

**SHOOTS** Left • **HEIGHT** 6'5" • **WEIGHT** 215lbs.

**BIRTHDATE** May 31, 1996 • **BIRTHPLACE** Llungby, SWE

**PRONUNCIATION** EHNG-vuhl, pee-AIHR

**ACQUIRED:**

Acquired from the Toronto Maple Leafs in exchange for a third round pick in the 2024 NHL Draft on February 28, 2023.

**2023-24 SEASON:**


Recorded 28 points (10 goals, 16 assists) in 74 games during his second season with the Islanders and fifth in the NHL...Tallied assists in three straight games Oct. 28 - Nov. 2...Recorded his 100th career point on Nov. 18 at CGY...Registered two assists Nov. 22 vs. PHI...Scored his 50th career goal Dec. 2 at FLA...Scored his 12th career game-winning goal Feb. 5 at TOR...Notched an assist in the 2024 NHL Stadium Series game at MetLife Stadium on Feb. 18...Skated in his 300th career NHL game Mar. 7 at SJS...Scored a goal and tallied a team-high six shots on goal Apr. 11 vs. MTL...Matched his season-high as he tallied two assists on Apr. 15 at NJD.

**7th ROUND,**  
**188th OVERALL (2014)**

**CAREER STATISTICS:**

		REGULAR SEASON										PLAYOFFS					
SEASON	CLUB	LEAGUE	GP	G	A	PTS	PIM	PP	SH	GW	+/-	GP	G	A	PTS	PIM	+/-
2011-12	IF Troja-Llungby	J18 Elit	25	9	4	13	10	-	-	-	-2	-	-	-	-	-	-
	Sweden	U16	5	2	0	2	0	-	-	-	+5	-	-	-	-	-	-
2012-13	Frolunda	J18 Elit	20	11	9	20	16	-	-	-	+17	-	-	-	-	-	-
	Frolunda	J18 Allsvenskan	10	7	7	14	6	-	-	-	+12	3	0	1	1	2	+1
	Frolunda J20	J20 SuperElit	4	2	0	2	0	-	-	-	+2	-	-	-	-	-	-
	Sweden U17	WHC-17	6	2	1	3	2	-	-	-	-	-	-	-	-	-	-
	Sweden U17	International	7	1	0	1	4	-	-	-	-1	-	-	-	-	-	-
2013-14	Frolunda	J18 Elit	9	6	18	24	6	-	-	-	+16	-	-	-	-	-	-
	Frolunda	J18 Allsvenskan	7	5	7	12	2	-	-	-	+4	5	1	0	1	6	E
	Frolunda J20	J20 SuperElit	39	17	18	35	42	-	-	-	+21	3	0	1	1	0	-3
	Sweden U18	International	6	3	0	3	0	-	-	-	E	-	-	-	-	-	-
2014-15	Frolunda J20	J20 SuperElit	38	17	34	51	50	-	-	-	+7	8	5	1	6	10	+1
	IK Oskarshamn	Allsvenskan	10	0	0	0	0	-	-	-	-2	-	-	-	-	-	-
	Sweden	International	4	2	0	2	2	-	-	-	+2	-	-	-	-	-	-
2015-16	Mora IK	Allsvenskan	50	12	12	24	12	-	-	-	+4	5	1	0	1	2	-2
	Mora IK	Allsvenskan	50	21	19	40	20	-	-	-	+4	9	5	5	10	6	+4
2017-18	Toronto	AHL	0	0	0	0	0	0	0	0	E	1	0	0	0	0	E
	HV71	SHL	31	7	13	20	12	-	-	-	+12	2	1	0	1	0	E
2018-19	Toronto	AHL	9	4	4	8	2	3	0	1	-2	20	3	5	8	4	+1
	Toronto	AHL	70	19	13	32	57	1	0	1	E	13	1	6	7	2	-1
2019-20	TORONTO	NHL	48	8	7	15	6	0	2	3	+4	4	0	0	0	0	E
	Toronto	AHL	15	7	9	16	6	0	0	1	+11	-	-	-	-	-	-
2020-21	TORONTO	NHL	42	7	5	12	16	0	0	1	+2	6	0	1	1	12	-1
2021-22	TORONTO	NHL	78	15	20	35	30	3	3	3	+13	7	0	3	3	14	E
2022-23	TORONTO	NHL	58	12	9	21	25	1	0	3	+1	-	-	-	-	-	-
	NY ISLANDERS	NHL	18	5	4	9	6	0	0	1	+7	6	1	1	2	0	+4
2023-24	NY ISLANDERS	NHL	74	10	18	28	18	2	0	1	+4	-	-	-	-	-	-
<b>NY ISLANDERS TOTALS</b>			<b>92</b>	<b>15</b>	<b>22</b>	<b>37</b>	<b>24</b>	<b>2</b>	<b>0</b>	<b>2</b>	<b>+11</b>	<b>6</b>	<b>1</b>	<b>1</b>	<b>2</b>	<b>0</b>	<b>+4</b>
<b>NHL TOTALS</b>			<b>318</b>	<b>57</b>	<b>63</b>	<b>120</b>	<b>101</b>	<b>4</b>	<b>3</b>	<b>12</b>	<b>+31</b>	<b>23</b>	<b>1</b>	<b>5</b>	<b>6</b>	<b>26</b>	<b>+3</b>





## HUDSON FASCHING • FORWARD



**SHOOTS** Right • **HEIGHT** 6'3" • **WEIGHT** 209lbs.

**BIRTHDATE** July 28, 1995 • **BIRTHPLACE** Apple Valley, MN

**PRONUNCIATION** FA-shing, HUHD-suhn

**ACQUIRED:**

Signed as a free agent on August 22, 2022.

**2023-24 SEASON:**

Recorded 14 points (four goals, 10 assists) in 45 games during his second season with the Islanders and his eighth professional season... His 10 assists matched his career-best...Skated in his 100th career NHL game on Dec. 2 at FLA...Recorded three assists in four games Dec. 7-13...Assigned to Bridgeport (AHL) on a conditioning loan on Feb. 23...Recorded one goal in three games with Bridgeport...Set a single-game career-high as he scored three points (one goal, two assists), including his second career game-winning goal, on Mar. 23 vs. WPG...Recorded two assists on Apr. 13 at NYR.

**4th ROUND,**  
**118th OVERALL (2013)**

**CAREER STATISTICS:**

SEASON	CLUB	LEAGUE	REGULAR SEASON										PLAYOFFS				
			GP	G	A	PTS	PIM	PP	SH	GW	+/-	GP	G	A	PTS	PIM	+/-
2009-10	Apple Valley	USHS-MN	31	24	18	42	12	-	-	-	-	6	4	2	6	0	-
2010-11	Apple Valley	USHS-MN	28	18	32	50	16	-	-	-	-	3	2	3	5	2	-
	Team MAP South	UMHSEHL	18	7	8	15	12	-	-	-	-	3	1	3	4	4	-
2011-12	US Natl. Dev. Program	USHL	37	7	14	21	38	-	-	-	-15	1	1	1	2	2	-1
	U.S. National U17	USDP	54	16	20	36	52	-	-	-	-	-	-	-	-	-	-
2012-13	US. Natl. Dev. Program	USHL	25	4	7	11	8	-	-	-	E	-	-	-	-	-	-
	U.S. National U18	USDP	62	10	23	33	43	-	-	-	+14	-	-	-	-	-	-
	Team USA U18	WJC-18	7	0	6	6	4	-	-	-	+4	-	-	-	-	-	-
2013-14	Univ. of Minnesota	NCAA	40	14	16	30	22	-	-	-	+17	-	-	-	-	-	-
	Team USA	WJC-20	5	2	2	4	2	-	-	-	+2	-	-	-	-	-	-
2014-15	Univ. of Minnesota	NCAA	38	12	14	26	24	-	-	-	+18	-	-	-	-	-	-
	Team USA	WJC-20	5	1	2	3	4	-	-	-	+7	-	-	-	-	-	-
2015-16	Univ. of Minnesota	NCAA	37	20	18	38	16	-	-	-	+12	-	-	-	-	-	-
	BUFFALO	NHL	7	1	1	2	4	0	0	0	+2	-	-	-	-	-	-
	Team USA	WC	10	0	2	2	0	-	-	-	-2	-	-	-	-	-	-
2016-17	BUFFALO	NHL	10	0	1	1	2	0	0	0	-1	-	-	-	-	-	-
	Rochester	AHL	37	8	4	12	8	0	0	1	-12	-	-	-	-	-	-
2017-18	BUFFALO	NHL	5	0	0	0	2	0	0	0	-1	-	-	-	-	-	-
	Rochester	AHL	69	12	18	30	40	2	0	0	+6	1	0	0	0	0	-2
2018-19	Tucson	AHL	64	16	17	33	16	3	2	3	-1	-	-	-	-	-	-
2019-20	Tucson	AHL	57	19	16	35	15	4	1	1	+8	-	-	-	-	-	-
2020-21	ARIZONA	NHL	5	0	0	0	0	0	0	0	-3	-	-	-	-	-	-
	Tucson	AHL	2	0	1	1	0	0	0	0	-1	-	-	-	-	-	-
2021-22	ARIZONA	NHL	11	0	0	0	0	0	0	0	-3	-	-	-	-	-	-
	Tucson	AHL	51	14	23	37	18	6	2	1	-22	-	-	-	-	-	-
2022-23	NY ISLANDERS	NHL	49	10	9	19	10	1	0	1	+10	6	0	0	0	2	-1
	Bridgeport	AHL	18	7	4	11	4	0	0	0	+6	-	-	-	-	-	-
2023-24	NY ISLANDERS	NHL	45	4	10	14	6	0	0	1	-7	-	-	-	-	-	-
	Bridgeport	AHL	3	1	0	1	0	0	0	0	E	-	-	-	-	-	-
<b>NY ISLANDERS TOTALS</b>			<b>94</b>	<b>14</b>	<b>19</b>	<b>33</b>	<b>16</b>	<b>0</b>	<b>0</b>	<b>2</b>	<b>+3</b>	<b>6</b>	<b>0</b>	<b>0</b>	<b>0</b>	<b>2</b>	<b>-1</b>
<b>NHL TOTALS</b>			<b>132</b>	<b>15</b>	<b>21</b>	<b>36</b>	<b>24</b>	<b>0</b>	<b>0</b>	<b>2</b>	<b>-3</b>	<b>6</b>	<b>0</b>	<b>0</b>	<b>0</b>	<b>2</b>	<b>-1</b>





## JULIEN GAUTHIER • FORWARD



**SHOOTS** Right • **HEIGHT** 6'4" • **WEIGHT** 226lbs.

**BIRTHDATE** October 15, 1997 • **BIRTHPLACE** Pointe-aux-Trembles, QC

**PRONUNCIATION** GOH-t'yay, JOO-lee-ehn

**ACQUIRED:**

Signed as a free agent with the New York Islanders on July 5, 2023.

**2023-24 SEASON:**


Recorded nine points (five goals, four assists) in 27 games during his first season with the Islanders and seventh in the NHL...Matched his career-high in points...Made his Islanders debut Oct. 21 at BUF...Scored the game-winning goal and added an assist on Dec. 2 at FLA... Recorded a career-best three-game point streak Dec. 2-7 (two goals, two assists)...Set a single-game career-high as he scored two goals, added an assist and registered a +4 rating on Dec. 29 at WSH...His goals on Dec. 29 were scored 18 seconds apart, the fastest two goals by an Islander skater since 2003...Assigned to the Bridgeport Islanders, the club's AHL affiliate, on Feb. 3...Has eight points (five goals, three assists) in 15 games with Bridgeport.

**1st ROUND,**  
**21st OVERALL (2016)**

**CAREER STATISTICS:**

		REGULAR SEASON										PLAYOFFS					
SEASON	CLUB	LEAGUE	GP	G	A	PTS	PIM	PP	SH	GW	+/-	GP	G	A	PTS	PIM	+/-
2013-14	Val-d'Or	QMJHL	62	8	21	29	19	-	-	-	+9	24	0	7	7	2	-1
	Canada Quebec	WHC-17	6	0	0	0	4	-	-	-	-	-	-	-	-	-	-
2014-15	Val-d'Or	QMJHL	68	38	35	73	46	15	0	7	+6	17	5	5	10	6	-2
2015-16	Val-d'Or	QMJHL	54	41	16	57	24	11	1	5	+24	6	2	3	5	8	+4
	Canada	WJC-20	5	0	2	2	0	-	-	-	E	-	-	-	-	-	-
2016-17	Val-d'Or	QMJHL	23	7	20	27	22	1	3	1	+1	-	-	-	-	-	-
	Saint John	QMJHL	20	10	14	24	18	5	0	1	+11	16	11	6	17	13	+13
	Canada	WJC-20	7	5	2	7	2	-	-	-	+2	-	-	-	-	-	-
2017-18	Charlotte	AHL	65	16	9	25	24	1	0	2	E	8	1	1	2	2	-3
2018-19	Charlotte	AHL	75	27	14	41	57	9	0	3	-6	17	5	3	8	10	+7
2019-20	CAROLINA	NHL	5	0	1	1	6	0	0	0	+2	-	-	-	-	-	-
	Charlotte	AHL	44	26	11	37	34	8	1	4	-5	-	-	-	-	-	-
	NY RANGERS	NHL	12	0	2	2	2	0	0	0	-1	3	0	0	0	0	-1
2020-21	NY RANGERS	NHL	30	2	6	8	14	0	0	0	-6	-	-	-	-	-	-
2021-22	NY RANGERS	NHL	49	3	4	7	8	0	0	1	-9	-	-	-	-	-	-
2022-23	NY RANGERS	NHL	40	6	3	9	4	0	0	0	-5	-	-	-	-	-	-
	Hartford	AHL	4	2	0	2	2	1	0	0	+1	-	-	-	-	-	-
	OTTAWA	NHL	17	3	2	5	2	0	0	0	-1	-	-	-	-	-	-
2023-24	NY ISLANDERS	NHL	27	5	4	9	8	0	0	1	-5	-	-	-	-	-	-
	Bridgeport	AHL	15	5	3	8	2	2	0	0	-4	-	-	-	-	-	-
<b>NY ISLANDERS TOTALS</b>			<b>27</b>	<b>5</b>	<b>4</b>	<b>9</b>	<b>8</b>	<b>0</b>	<b>0</b>	<b>1</b>	<b>-5</b>	<b>-</b>	<b>-</b>	<b>-</b>	<b>-</b>	<b>-</b>	<b>-</b>
<b>NHL TOTALS</b>			<b>180</b>	<b>19</b>	<b>22</b>	<b>41</b>	<b>44</b>	<b>0</b>	<b>0</b>	<b>2</b>	<b>-25</b>	<b>3</b>	<b>0</b>	<b>0</b>	<b>0</b>	<b>0</b>	<b>-1</b>





## SIMON HOLMSTROM • FORWARD



**SHOOTS** Left • **HEIGHT** 6'2" • **WEIGHT** 215lbs.

**BIRTHDATE** May 24, 2001 • **BIRTHPLACE** Tranas, SWE

**PRONUNCIATION** HOHLM-struhm, SEYE-muhn

**ACQUIRED:**

Selected by the New York Islanders in the first round (23rd overall) of the 2019 NHL Draft.

**2023-24 SEASON:**

Recorded a career-best 25 points (15 goals, 10 assists) in 75 games during his second season with the Islanders...Set career-highs in all three scoring categories...His seven shorthanded points and five shorthanded goals were tied for second in the league and were the most by an Islanders skater since 2010-11...Scored goals in consecutive games Nov. 2 at WSH and Nov 4 vs. CAR...Tallied points in three straight games Nov. 30-Dec. 5 (two goals, two assists), including his second career multi-point game on Dec. 5 vs. SJS...Scored the game-winning goal short-handed on Dec. 13 vs. ANA...Tallied an assist and +3 rating on Dec. 29 at WSH...Skated in his 100th career NHL game Feb. 8 vs. TBL...Potted the game-winning goal Apr. 2 vs. CHI...Recorded the game-winner and an assist on Apr. 17 vs. PIT




**1st ROUND,  
23rd OVERALL (2019)**

**CAREER STATISTICS:**

		REGULAR SEASON										PLAYOFFS					
SEASON	CLUB	LEAGUE	GP	G	A	PTS	PIM	PP	SH	GW	+/-	GP	G	A	PTS	PIM	+/-
2015-16	HV71 U16	U16 Elit	5	2	3	5	2	-	-	-	-	5	5	2	7	2	-
	HV71 U16	U16SM	7	2	1	3	2	-	-	-	-	-	-	-	-	-	-
	HV71 U16 2	U16 Div1	4	1	1	2	0	-	-	-	-	-	-	-	-	-	-
2016-17	HV71 U16	U16 Elit	13	14	16	30	16	-	-	-	-	3	1	4	5	4	-
	HV71 U16	U16SM	3	3	3	6	0	-	-	-	-	-	-	-	-	-	-
	HV71 U16 2	U16 Div1	2	2	4	6	0	-	-	-	-	-	-	-	-	-	-
	HV71 J18	J18 Elit	13	2	2	4	25	-	-	-	+3	-	-	-	-	-	-
2017-18	HV71 J18	J18 Allsv	13	2	7	9	2	-	-	-	+11	5	1	1	2	0	+1
	HV71 J18	J18 Elit	7	1	7	8	2	-	-	-	+6	-	-	-	-	-	-
	HV71 J18	J18 Allsv	1	0	0	0	0	0	0	0	E	3	2	1	3	0	-2
	HV71 J20	SuperElit	28	11	19	30	6	-	-	-	-7	6	1	7	8	2	+2
2018-19	HV71	SHL	1	0	0	0	0	0	0	0	E	-	-	-	-	-	-
	HV71 J18	J18 Allsv	3	1	3	4	0	-	-	-	+4	5	1	2	3	0	E
	HV71 J20	SuperElit	21	7	13	20	10	-	-	-	+7	3	1	2	3	2	E
	HV71	SHL	1	0	0	0	0	0	0	0	E	-	-	-	-	-	-
2019-20	Sweden U18	WJC-18	7	3	3	6	0	0	0	0	+1	-	-	-	-	-	-
	Bridgeport	AHL	46	8	7	15	6	2	0	2	-15	-	-	-	-	-	-
2020-21	Bridgeport	AHL	24	4	3	7	4	1	0	0	-14	-	-	-	-	-	-
2021-22	Bridgeport	AHL	68	12	31	43	8	1	0	1	+3	6	3	1	4	0	+1
2022-23	NY ISLANDERS	NHL	50	6	3	9	0	0	0	2	-4	-	-	-	-	-	-
	Bridgeport	AHL	16	3	2	5	4	0	1	0	-1	-	-	-	-	-	-
2023-24	NY ISLANDERS		75	15	10	25	14	0	5	3	-2	-	-	-	-	-	-
<b>NY ISLANDERS TOTALS</b>			<b>125</b>	<b>21</b>	<b>13</b>	<b>34</b>	<b>14</b>	<b>0</b>	<b>5</b>	<b>5</b>	<b>-2</b>	-	-	-	-	-	-
<b>NHL TOTALS</b>			<b>125</b>	<b>21</b>	<b>13</b>	<b>34</b>	<b>14</b>	<b>0</b>	<b>5</b>	<b>5</b>	<b>-2</b>	-	-	-	-	-	-





## BO HORVAT • FORWARD



**SHOOTS** Left • **HEIGHT** 6'1" • **WEIGHT** 213lbs.

**BIRTHDATE** April 5, 1995 • **BIRTHPLACE** London, ON

**PRONUNCIATION** HOHR-vat, BOH

### ACQUIRED:

Acquired from the Vancouver Canucks on January 30, 2023, in exchange for Anthony Beauvillier, Aatu Raty, and a conditional first round pick in the 2023 NHL Draft.

### 2023-24 SEASON:


Recorded 68 points (33 goals, 35 assists) in 81 games during his second season with the Islanders and 10th in the NHL...Set a career-high in assists (35)...Finished second on the Islanders in goals and fourth in points...Recorded four multi-goal games, four three-point games and 18 multi-point games...Registered a five-game point streak Nov. 11-18 (one goal, four assists)...His six game-winning goals were a career-best and second on the team...Set a career-high in overtime goals (three)...Potted ten power play goals, tied for the team-lead (Palmieri)...Scored two goals in 20 seconds and added an assist Dec. 7 vs. CBJ...Scored the overtime winner on Dec. 11 vs. TOR...Recorded a career-high 11-game point streak from Nov. 28 - Jan. 19 (eight goals, nine assists), the longest by an Islander this season...Skated in his 700th career NHL game Feb. 5 at TOR...Scored a goal in the 2024 Stadium Series at MetLife Stadium on Feb. 18...Recorded eight points in four games Mar. 2-7 (three goals, five assists)...Scored twice, including the 13th shorthanded goal of his career on Mar. 17 at NYR...Recorded his 500th career point and reached the 30-goal mark for the third time in his career on Apr. 1 at PHI...Found the back of the net in three straight games Apr. 1-4.



### CAREER STATISTICS:

REGULAR SEASON		PLAYOFFS															
SEASON	CLUB	LEAGUE	GP	G	A	PTS	PIM	PP	SH	GW	+/-	GP	G	A	PTS	PIM	+/-
2011-12	London	OHL	64	11	19	30	8	-	-	-	+27	18	1	3	4	0	E
	Canada U17	WHC-17	6	4	3	7	6	-	-	-	-	-	-	-	-	-	-
2012-13	London	OHL	67	33	28	61	29	-	-	-	+3	21	16	7	23	10	-1
2013-14	London	OHL	54	30	44	74	36	-	-	-	+20	9	5	6	11	4	E
	Canada U20	WJC-20	7	1	2	3	6	-	-	-	+2	-	-	-	-	-	-
2014-15	VANCOUVER	NHL	68	13	12	25	16	0	1	1	-8	6	1	3	4	2	+1
	Utica	AHL	5	0	0	0	4	0	0	0	E	-	-	-	-	-	-
2015-16	VANCOUVER	NHL	82	16	24	40	18	4	0	4	-30	-	-	-	-	-	-
2016-17	VANCOUVER	NHL	81	20	32	52	27	3	2	1	-7	-	-	-	-	-	-
2017-18	VANCOUVER	NHL	64	22	22	44	10	10	1	3	-1	-	-	-	-	-	-
	Canada	WC	10	3	4	7	0	-	-	-	+3	-	-	-	-	-	-
2018-19	VANCOUVER	NHL	82	27	34	61	33	7	2	3	-4	-	-	-	-	-	-
2019-20	VANCOUVER	NHL	69	22	31	53	21	12	0	2	-15	17	10	2	12	4	E
2020-21	VANCOUVER	NHL	56	19	20	39	23	7	1	3	-6	-	-	-	-	-	-
2021-22	VANCOUVER	NHL	70	31	21	52	40	13	1	4	+3	-	-	-	-	-	-
2022-23	VANCOUVER	NHL	49	31	23	54	12	11	3	4	+3	-	-	-	-	-	-
	NY ISLANDERS	NHL	30	7	9	16	6	1	1	1	-4	6	1	1	2	0	+2
2023-24	NY ISLANDERS	NHL	81	33	35	68	39	10	1	6	-1	-	-	-	-	-	-
<b>NY ISLANDERS TOTALS</b>			<b>111</b>	<b>40</b>	<b>44</b>	<b>84</b>	<b>45</b>	<b>11</b>	<b>2</b>	<b>7</b>	<b>-5</b>	<b>6</b>	<b>1</b>	<b>1</b>	<b>2</b>	<b>0</b>	<b>+2</b>
<b>NHL TOTALS</b>			<b>732</b>	<b>241</b>	<b>263</b>	<b>504</b>	<b>245</b>	<b>78</b>	<b>13</b>	<b>32</b>	<b>-70</b>	<b>29</b>	<b>12</b>	<b>6</b>	<b>18</b>	<b>6</b>	<b>+3</b>





## GRANT HUTTON · DEFENSEMAN



**SHOOTS** Right ▪ **HEIGHT** 6'3" ▪ **WEIGHT** 206lbs.

**BIRTHDATE** July 25, 1995 ▪ **BIRTHPLACE** Carmel, IN

**PRONUNCIATION** HUH-tuhn, GRANT

**ACQUIRED:**

Agreed to terms on an entry-level contract on March 21, 2019.

**2023-24 SEASON:**

Skated in two games for the Islanders on Nov. 25 vs. PHI and Nov. 28 at NJD during his fifth professional season...Has 15 points (two goals, 13 assists) in 51 games with Bridgeport, the Islanders' AHL affiliate...Sits third amongst Bridgeport defensemen in all three scoring categories.

**CAREER STATISTICS:**


**REGULAR SEASON**

**PLAYOFFS**

SEASON	CLUB	LEAGUE	GP	G	A	PTS	PIM	PP	SH	GW	+/-	GP	G	A	PTS	PIM	+/-
2013-14	Corpus Christi	NAHL	43	6	13	19	52	5	0	0	-7	-	-	-	-	-	-
	Tri-City	USHL	20	1	1	2	7	0	0	0	-8	-	-	-	-	-	-
2014-15	Des Moines	USHL	11	0	0	0	2	0	0	0	-2	-	-	-	-	-	-
	Janesville	NAHL	32	4	10	14	18	3	0	2	+26	-	-	-	-	-	-
2015-16	Miami (Ohio)	NCHC	35	0	5	5	6	0	0	0	+1	-	-	-	-	-	-
2016-17	Miami (Ohio)	NCHC	36	9	9	18	34	4	0	0	E	-	-	-	-	-	-
2017-18	Miami (Ohio)	NCHC	36	13	14	27	45	8	1	3	-6	-	-	-	-	-	-
2018-19	Miami (Ohio)	NCHC	37	7	14	21	29	4	0	1	-5	-	-	-	-	-	-
	Bridgeport	AHL	9	1	5	6	2	1	0	0	-3	5	0	0	0	0	-1
2019-20	Bridgeport	AHL	55	6	15	21	31	0	0	1	-5	-	-	-	-	-	-
2020-21	Bridgeport	AHL	24	0	5	5	16	0	0	0	-3	-	-	-	-	-	-
2021-22	NY ISLANDERS	NHL	16	1	0	1	4	0	0	0	-1	-	-	-	-	-	-
	Bridgeport	AHL	46	9	11	20	12	2	0	1	+3	-	-	-	-	-	-
2022-23	Bridgeport	AHL	39	4	6	10	16	0	1	0	+1	-	-	-	-	-	-
2023-24	NY ISLANDERS	NHL	2	0	0	0	0	0	0	0	+1	-	-	-	-	-	-
	Bridgeport	AHL	52	2	13	15	30	0	1	0	-2	-	-	-	-	-	-
<b>NY ISLANDERS TOTALS</b>			<b>18</b>	<b>1</b>	<b>0</b>	<b>1</b>	<b>4</b>	<b>0</b>	<b>0</b>	<b>0</b>	<b>0</b>	-	-	-	-	-	-
<b>NHL TOTALS</b>			<b>18</b>	<b>1</b>	<b>0</b>	<b>1</b>	<b>4</b>	<b>0</b>	<b>0</b>	<b>0</b>	<b>0</b>	-	-	-	-	-	-







## RUSLAN ISKHAKOV • FORWARD

**37**

**SHOOTS** Left • **HEIGHT** 5'8" • **WEIGHT** 170lbs.

**BIRTHDATE** July 22, 2000 • **BIRTHPLACE** Moscow, RUS

**PRONUNCIATION** is-HOCK-ahv, ROO-slahn

**ACQUIRED:**

Selected by the Islanders in the second round (43rd overall) of the 2018 NHL Draft.

**2023-24 SEASON:**

Made his NHL debut and recorded his first NHL assist on Apr. 17 vs. PIT...Tallied 50 points (18 goals, 32 assists) in 50 games with Bridgeport, the Islanders' AHL affiliate...Skated in his 100th career professional game on Apr. 12 at Wilkes-Barre/Scranton...Recorded 12 multi-point games with Bridgeport...Represented Bridgeport at the 2024 AHL All-Star Game...Led Bridgeport skaters in points, goals and assists.

**2nd ROUND, 43rd OVERALL (2018)**

**CAREER STATISTICS:**

SEASON	CLUB	LEAGUE	REGULAR SEASON									PLAYOFFS					
			GP	G	A	PTS	PIM	PP	SH	GW	+/-	GP	G	A	PTS	PIM	+/-
2016-17	HK Trnava	U18	44	42	62	104	28	-	-	-	+9	-	-	-	-	-	-
2017-18	Armiya Moskva	MHL	33	6	24	30	2	-	-	-	-	-	-	-	-	-	
	Russia	WJC18	5	3	0	3	2	0	0	1	+3	-	-	-	-		
	Russia	INTJR	24	9	12	21	10	-	-	-	-	-	-	-	-		
2018-19	UCONN	NCAA (H-East)	32	6	15	21	20	0	0	1	+1	-	-	-	-		
2019-20	UCONN	NCAA (H-East)	32	9	12	21	26	2	1	0	+9	-	-	-	-		
2020-21	TPS	Liiga	54	10	28	38	24	2	0	3	+2	13	2	5	7	8	-1
2021-22	Adler Mannheim	DEL	25	7	15	22	10	-	-	-	+8	4	0	1	1	0	+1
2022-23	Bridgeport	AHL	69	17	34	51	50	2	0	2	+1	-	-	-	-	-	
	NY ISLANDERS	NHL	1	0	1	1	0	0	0	0	E	-	-	-	-	-	
<b>NY ISLANDERS TOTALS</b>			<b>1</b>	<b>0</b>	<b>1</b>	<b>1</b>	<b>0</b>	<b>0</b>	<b>0</b>	<b>0</b>	<b>E</b>	-	-	-	-	-	
<b>NHL TOTALS</b>			<b>1</b>	<b>0</b>	<b>1</b>	<b>1</b>	<b>0</b>	<b>0</b>	<b>0</b>	<b>0</b>	<b>E</b>	-	-	-	-	-	





## ANDERS LEE • FORWARD



**SHOOTS** Left • **HEIGHT** 6'3" • **WEIGHT** 227lbs.

**BIRTHDATE** July 3, 1990 • **BIRTHPLACE** Edina, MN

**PRONUNCIATION** LEE, AN-duhrz

**ACQUIRED:**

Selected by the New York Islanders in the sixth round (151st overall) of the 2009 NHL Draft.

**2023-24 SEASON:**

Recorded 37 points (20 goals, 17 assists) in 81 games during his 12th season with the Islanders and sixth as Team Captain...Reached the 20-goal mark for the third straight season and eighth time in his career...Recorded six multi-point games...Skated in his 700th career game Nov. 30 at CAR...Scored his 70th career power play goal Dec. 2 at FLA...Recorded a season-high +4 rating and six shots on goal Dec. 7 vs. CBJ...Recorded his 37th career two-goal game Dec. 9 vs. LAK...Found the back of the net in three straight games Dec. 19-23...Recorded a season-high three points (one goal, two assists) Dec. 23 at CAR...Scored a goal in the 2024 Stadium Series game at MetLife Stadium on Feb. 18...Skated in his 753rd game as an Islander, 10th most in club history, on Apr. 1 at PHI.

 **6th ROUND,**  
**151st OVERALL (2009)**

**CAREER STATISTICS:**

		REGULAR SEASON										PLAYOFFS					
SEASON	CLUB	LEAGUE	GP	G	A	PTS	PIM	PP	SH	GW	+/-	GP	G	A	PTS	PIM	+/-
2006-07	St. Thomas	HIGH-MN	25	21	23	44	32	-	-	-	-	-	-	-	-	-	-
2007-08	Edina	HIGH-MN	25	25	18	43	18	-	-	-	-	-	-	-	-	-	-
2008-09	Edina	HIGH-MN	25	20	46	66	22	-	-	-	-	-	-	-	-	-	-
2009-10	Green Bay	USHL	59	35	31	66	54	-	-	-	+38	12	10	12	22	13	+10
2010-11	Notre Dame	CCHA	44	24	20	44	16	6	1	7	-	-	-	-	-	-	-
2011-12	Notre Dame	CCHA	40	17	17	34	24	7	0	1	-	-	-	-	-	-	-
2012-13	Notre Dame	CCHA	41	20	18	38	37	44	1	2	-	-	-	-	-	-	-
	NY ISLANDERS	NHL	2	1	1	2	0	0	0	0	-3	-	-	-	-	-	-
2013-14	Bridgeport	AHL	54	22	19	41	83	9	0	5	+1	-	-	-	-	-	-
	NY ISLANDERS	NHL	22	9	5	14	14	2	0	0	+3	-	-	-	-	-	-
2014-15	NY ISLANDERS	NHL	76	25	16	41	47	7	0	6	+9	5	0	1	1	7	-2
	United States	WC	10	1	4	5	2	0	0	0	-1	-	-	-	-	-	-
2015-16	NY ISLANDERS	NHL	80	15	21	36	51	8	0	3	-2	-	-	-	-	-	-
2016-17	NY ISLANDERS	NHL	81	34	18	52	56	9	0	6	+9	-	-	-	-	-	-
	United States	WC	8	5	3	8	10	1	5	0	-2	-	-	-	-	-	-
2017-18	NY ISLANDERS	NHL	82	40	22	62	44	14	0	2	-25	-	-	-	-	-	-
	United States	WC	10	4	0	4	4	0	0	0	+1	-	-	-	-	-	-
2018-19	NY ISLANDERS	NHL	82	28	23	51	58	10	0	5	+20	8	1	3	4	8	-1
2019-20	NY ISLANDERS	NHL	68	20	23	43	47	2	0	6	+8	22	7	4	11	15	+4
2020-21	NY ISLANDERS	NHL	27	12	7	19	12	3	0	3	+11	-	-	-	-	-	-
2021-22	NY ISLANDERS	NHL	76	28	18	46	34	9	0	3	-11	-	-	-	-	-	-
2022-23	NY ISLANDERS	NHL	82	28	22	50	50	6	0	4	-3	6	1	0	1	12	E
2023-24	NY ISLANDERS	NHL	81	20	17	37	68	5	0	2	+2	-	-	-	-	-	-
<b>NY ISLANDERS TOTALS</b>			<b>759</b>	<b>260</b>	<b>193</b>	<b>453</b>	<b>467</b>	<b>73</b>	<b>0</b>	<b>40</b>	<b>+16</b>	<b>41</b>	<b>9</b>	<b>8</b>	<b>17</b>	<b>42</b>	<b>+1</b>
<b>NHL TOTALS</b>			<b>759</b>	<b>260</b>	<b>193</b>	<b>453</b>	<b>467</b>	<b>73</b>	<b>0</b>	<b>40</b>	<b>+16</b>	<b>41</b>	<b>9</b>	<b>8</b>	<b>17</b>	<b>42</b>	<b>+1</b>





## KYLE MACLEAN • FORWARD



**SHOOTS** Left • **HEIGHT** 6'1" • **WEIGHT** 190lbs.

**BIRTHDATE** April 29, 1999 • **BIRTHPLACE** Basking Ridge, NJ

**PRONUNCIATION** MUH-klayn, KY-uhl

### ACQUIRED:

Agreed to terms on a one-year, two-way contract with the New York Islanders on May 19, 2023.

### 2023-24 SEASON:

Recorded nine points (four goals, five assists) in 32 games during his first season with the Islanders...Made his NHL debut Jan. 19 at CHI... Scored his first career NHL goal on Feb. 5 at TOR...Recorded points in consecutive games Mar. 7 at SJS (one goal) and Mar. 10 at ANA (one assist)...Recorded 22 points (six goals, 16 assists) in 43 games with Bridgeport, the Islanders' AHL affiliate...Matched his AHL career-high in assists...Recorded six multi-point games with Bridgeport...Notched two assists in his 200th career AHL game on Feb. 18.

### CAREER STATISTICS:

SEASON	CLUB	LEAGUE	REGULAR SEASON										PLAYOFFS					+/-
			GP	G	A	PTS	PIM	PP	SH	GW	+/-	GP	G	A	PTS	PIM		
2014-15	New Jersey Rockets 16U	T1EHL 16U	26	14	9	23	32	-	-	-	-	4	4	3	7	4	-	
	New Jersey Rockets 18U	ECEL 18U	12	2	2	4	21	-	-	-	-	-	-	-	-	-	-	
	New Jersey Rockets 19U	Independent	25	3	5	8	8	-	-	-	-2	-	-	-	-	-	-	
2015-16	Oshawa	OHL	47	4	5	9	30	0	0	1	-3	5	0	0	0	4	-3	
2016-17	Oshawa	OHL	68	6	7	13	47	0	1	0	+1	11	2	0	2	8	+2	
2017-18	Oshawa	OHL	44	10	18	28	46	0	2	1	+12	5	3	0	3	0	-5	
2018-19	Oshawa	OHL	68	18	42	60	42	7	3	0	+10	15	5	8	13	12	+8	
2019-20	Oshawa	OHL	51	13	33	46	64	4	1	4	-1	-	-	-	-	-	-	
2020-21	Bridgeport	AHL	22	2	6	8	18	0	1	0	+2	-	-	-	-	-	-	
2021-22	Bridgeport	AHL	68	10	14	24	61	0	1	3	+3	6	1	1	2	7	E	
2022-23	Bridgeport	AHL	67	11	16	27	81	0	1	1	E	-	-	-	-	-	-	
2023-24	NY ISLANDERS	NHL	32	4	5	9	11	0	0	0	+5	-	-	-	-	-	-	
	Bridgeport	AHL	43	6	16	22	32	2	0	1	-9	-	-	-	-	-	-	
<b>NY ISLANDERS TOTALS</b>			<b>18</b>	<b>1</b>	<b>0</b>	<b>1</b>	<b>4</b>	<b>0</b>	<b>0</b>	<b>0</b>	<b>0</b>	-	-	-	-	-	-	
<b>NHL TOTALS</b>			<b>18</b>	<b>1</b>	<b>0</b>	<b>1</b>	<b>4</b>	<b>0</b>	<b>0</b>	<b>0</b>	<b>0</b>	-	-	-	-	-	-	





## MATT MARTIN • FORWARD



**SHOOTS** Left • **HEIGHT** 6'3" • **WEIGHT** 215lbs.

**BIRTHDATE** May 8, 1989 • **BIRTHPLACE** Windsor, ON

**PRONUNCIATION** MAHR-tihn, MAT

**ACQUIRED:**

Acquired from the Toronto Maple Leafs in exchange for Eamon McAdam on July 3, 2018.

**2023-24 SEASON:**

Recorded eight points (four goals, four assists) in 57 games during his 12th season with the Islanders and 14th in the NHL...His +7 rating was a career-high...Skated in his 900th career NHL game Oct. 17 vs. ARI...Scored a goal Oct. 28 at CBJ...Missed 19 games due to injury (Nov. 16-Dec. 29)...Registered a season-high seven hits Jan. 9 vs. VAN...Tallied assists in back-to-back games Mar. 7 at SJS and Mar. 10 at ANA... Scored a goal Mar. 16 vs. OTT...Found the back of the net Apr. 1 at PHI.



**CAREER STATISTICS:**

SEASON	CLUB	LEAGUE	REGULAR SEASON									PLAYOFFS						
			GP	G	A	PTS	PIM	PP	SH	GW	+/-	GP	G	A	PTS	PIM	+/-	
2005-06	Blenheim	OHA-C	40	11	12	23	102	-	-	-	-	-	-	-	-	-	-	-
2006-07	Sarnia	OJHL-B	9	2	5	7	16	-	-	-	-	4	0	0	0	0	-	
	Sarnia	OHL	39	3	3	6	5	2	-	-	-	-	-	-	-	-	-	
2007-08	Sarnia	OHL	66	25	13	38	155	-	-	-	-	9	3	3	6	16	-	
2008-09	Sarnia	OHL	61	35	30	65	142	17	1	1	+6	5	3	0	3	10	-	
2009-10	NY ISLANDERS	NHL	5	0	2	2	26	0	0	0	-1	-	-	-	-	-	-	
	Bridgeport	AHL	76	12	19	31	113	4	1	1	0	5	1	2	3	4	0	
2010-11	NY ISLANDERS	NHL	68	5	9	14	147	0	0	1	-13	-	-	-	-	-	-	
	Bridgeport	AHL	7	1	2	3	11	0	0	0	0	-	-	-	-	-	-	
2011-12	NY ISLANDERS	NHL	80	7	7	14	121	0	0	1	-17	-	-	-	-	-	-	
2012-13	NY ISLANDERS	NHL	48	4	7	11	63	1	0	1	-2	6	1	0	1	14	0	
2013-14	NY ISLANDERS	NHL	79	8	6	14	90	0	0	3	-11	-	-	-	-	-	-	
2014-15	NY ISLANDERS	NHL	78	8	6	14	114	0	0	2	-4	7	0	1	1	12	+1	
2015-16	NY ISLANDERS	NHL	80	10	9	19	119	0	0	1	+2	11	0	0	0	12	-1	
2016-17	TORONTO	NHL	82	5	4	9	123	0	0	0	0	6	0	2	2	6	-2	
2017-18	TORONTO	NHL	50	3	9	12	50	0	0	0	0	-	-	-	-	-	-	
2018-19	NY ISLANDERS	NHL	67	6	8	14	53	0	0	1	+5	8	0	0	0	0	-4	
2019-20	NY ISLANDERS	NHL	55	5	3	8	40	0	0	2	-1	22	5	1	6	28	0	
2020-21	NY ISLANDERS	NHL	54	6	5	11	36	1	0	0	-2	19	1	1	2	43	+1	
2021-22	NY ISLANDERS	NHL	71	3	4	7	70	0	0	0	-2	-	-	-	-	-	-	
2022-23	NY ISLANDERS	NHL	81	7	12	19	63	0	0	1	+4	6	1	0	1	16	E	
2023-24	NY ISLANDERS	NHL	57	4	4	8	43	0	0	0	+7	-	-	-	-	-	-	
<b>NY ISLANDERS TOTALS</b>			<b>823</b>	<b>73</b>	<b>82</b>	<b>155</b>	<b>985</b>	<b>2</b>	<b>0</b>	<b>13</b>	<b>-35</b>	<b>79</b>	<b>8</b>	<b>3</b>	<b>11</b>	<b>125</b>	<b>-3</b>	
<b>NHL TOTALS</b>			<b>955</b>	<b>81</b>	<b>95</b>	<b>176</b>	<b>1158</b>	<b>2</b>	<b>0</b>	<b>13</b>	<b>-35</b>	<b>85</b>	<b>8</b>	<b>5</b>	<b>13</b>	<b>131</b>	<b>-5</b>	





## SCOTT MAYFIELD • DEFENSEMAN



**SHOOTS** Right • **HEIGHT** 6'5" • **WEIGHT** 220lbs.

**BIRTHDATE** October 14, 1989 • **BIRTHPLACE** St. Louis, MO

**PRONUNCIATION** MAY-feeld, SKAHT

### ACQUIRED:

Selected by the New York Islanders in the second round (34th overall) of the 2011 NHL Draft.

### 2023-24 SEASON:


Tallied five assists in 41 games during his tenth season with the Islanders...Recorded assists in back-to-back games Dec. 7 vs. CBJ and Dec. 9 vs. LAK...Recorded an assist in the 2024 Stadium Series game at MetLife Stadium on Feb. 18...Missed the final 26 games of the season, following Feb. 22, due to injury.

 **2nd ROUND,**  
**34th OVERALL (2011)**

### CAREER STATISTICS:

SEASON	CLUB	LEAGUE	REGULAR SEASON									PLAYOFFS					
			GP	G	A	PTS	PIM	PP	SH	GW	+/-	GP	G	A	PTS	PIM	+/-
2009-10	Youngstown	USHL	59	10	12	22	145	4	2	2	-4	-	-	-	-	-	-
2010-11	Youngstown	USHL	52	7	9	16	159	3	0	2	-18	-	-	-	-	-	
2011-12	U. of Denver	WCHA	42	3	9	12	76	1	0	1	-	-	-	-	-	-	
2012-13	U. of Denver	WCHA	39	4	13	17	112	2	0	0	-	-	-	-	-	-	
	Bridgeport	AHL	6	0	0	0	2	0	0	0	+1	-	-	-	-	-	
2013-14	Bridgeport	AHL	71	3	15	18	129	0	0	1	E	-	-	-	-	-	
	NY ISLANDERS	NHL	5	0	0	0	7	0	0	0	-3	-	-	-	-	-	
2014-15	Bridgeport	AHL	69	1	13	14	173	0	0	0	-12	-	-	-	-	-	
	NY ISLANDERS	NHL	-	-	-	-	-	-	-	-	-	2	0	0	0	0	
2015-16	Bridgeport	AHL	54	5	7	12	80	0	0	0	+9	3	0	0	0	6	
	NY ISLANDERS	NHL	6	1	0	1	11	0	0	0	-4	-	-	-	-	-	
2016-17	NY ISLANDERS	NHL	25	2	7	9	35	0	0	0	-1	-	-	-	-	-	
	Bridgeport	AHL	23	3	3	6	27	0	0	0	0	-	-	-	-	-	
2017-18	NY ISLANDERS	NHL	47	2	10	12	45	0	0	0	-6	-	-	-	-	-	
2018-19	NY ISLANDERS	NHL	79	4	15	19	68	0	1	0	+18	8	0	2	2	8	
2019-20	NY ISLANDERS	NHL	67	5	8	13	53	0	0	1	+8	22	1	4	5	12	
2020-21	NY ISLANDERS	NHL	56	2	13	15	38	0	0	0	+2	19	2	4	6	25	
2021-22	NY ISLANDERS	NHL	61	3	15	18	55	0	0	2	-5	-	-	-	-	-	
2022-23	NY ISLANDERS	NHL	82	6	18	24	83	0	0	1	+8	6	1	2	3	2	
2023-24	NY ISLANDERS	NHL	41	0	5	5	35	0	0	0	-7	-	-	-	-	-	
<b>NY ISLANDERS TOTALS</b>			<b>469</b>	<b>25</b>	<b>91</b>	<b>116</b>	<b>430</b>	<b>0</b>	<b>1</b>	<b>4</b>	<b>+10</b>	<b>57</b>	<b>4</b>	<b>12</b>	<b>16</b>	<b>47</b>	<b>+23</b>
<b>NHL TOTALS</b>			<b>469</b>	<b>25</b>	<b>91</b>	<b>116</b>	<b>430</b>	<b>0</b>	<b>1</b>	<b>4</b>	<b>+10</b>	<b>57</b>	<b>4</b>	<b>12</b>	<b>16</b>	<b>47</b>	<b>+23</b>





# BROCK NELSON • FORWARD



**SHOOTS** Left • **HEIGHT** 6'4" • **WEIGHT** 210lbs.

**BIRTHDATE** October 15, 1991 • **BIRTHPLACE** Warroad, MN

**PRONUNCIATION** NEHL-suhn, BRAHK

**ACQUIRED:**

Selected by the New York Islanders in the first round (30th overall) of the 2010 NHL Draft.

**2023-24 SEASON:**


Recorded 69 points (34 goals, 35 assists) in 82 games during his 11th season with the Islanders...His 34 goals led the team...Finished third on the team in points...Recorded a career-high 23 multi-point games, leading the Islanders...Tallied six multi-goal contests...Finished third in power play goals (nine)...Became the eighth Islander to score 250 goals with the club on Nov. 22 vs. PHI...Recorded five-game point streaks Nov. 15 -24 (four goals, four assists), Dec. 11-19 (four goals, four assists)...Scored shorthanded on Dec. 16 at MTL...Skated in his 800th career game on Jan. 13 at NSH...Recorded his 500th career point on Jan. 23 vs. VGK...Scored a goal and an assist in the 2024 Stadium Series game at MetLife Stadium on Feb. 18...Recorded a five-game point streak Feb. 29 - Mar. 10 (four goals, six assists)...Matched his single-game career-high as he recorded three assists on Mar. 7 at SJS...Registered an assist on Mar. 23 vs. WPG, reaching the 60-point mark for the third consecutive season...Scored in overtime on Apr. 1 at PHI, reaching the 30-goal mark for the third straight season...Scored twice on Apr. 13 at NYR, passing John Tavares (272) for seventh-most goals in franchise history...Finished the season on a five-game point streak Apr. 9-17 (four goals, four assists).

**1st ROUND,  
30th OVERALL (2010)**

**CAREER STATISTICS:**

SEASON	CLUB	LEAGUE	REGULAR SEASON										PLAYOFFS					
			GP	G	A	PTS	PIM	PP	SH	GW	+/-	GP	G	A	PTS	PIM	+/-	
2007-08	Warroad	High-MN	31	14	9	23	-	-	-	-	-	-	-	-	-	-	-	-
2008-09	Warroad	High-MN	31	45	36	81	-	-	-	-	-	-	-	-	-	-	-	-
2009-10	Warroad	High-MN	25	39	34	73	38	-	-	-	-	6	14	8	22	8	-	
2010-11	North Dakota	WCHA	42	8	13	21	27	4	0	1	-	-	-	-	-	-	-	
	United States	WJC	5	0	1	1	0	0	0	0	-1	-	-	-	-	-	-	
2011-12	North Dakota	WCHA	42	28	19	47	4	10	1	6	-	-	-	-	-	-	-	
	Bridgeport	AHL	4	0	0	0	0	0	0	0	-1	2	0	0	0	0	E	
2012-13	Bridgeport	AHL	66	25	27	52	34	11	2	6	E	-	-	-	-	-	-	
	NY ISLANDERS	NHL	-	-	-	-	-	-	-	-	-	1	0	0	0	0	-1	
2013-14	NY ISLANDERS	NHL	72	14	12	26	12	3	0	1	-10	-	-	-	-	-	-	
	Bridgeport	AHL	1	0	1	1	2	0	0	0	+2	-	-	-	-	-	-	
2014-15	NY ISLANDERS	NHL	82	20	22	42	24	10	0	3	+6	6	2	0	2	2	+1	
	United States	WC	10	6	4	10	8	1	0	3	+7	-	-	-	-	-	-	
2015-16	NY ISLANDERS	NHL	81	26	14	40	30	3	0	3	-3	11	1	4	5	6	-5	
	United States	WC	6	1	3	4	2	1	0	0	E	-	-	-	-	-	-	
2016-17	NY ISLANDERS	NHL	81	20	25	45	36	1	0	4	-6	-	-	-	-	-	-	
	United States	WC	8	4	3	7	2	0	1	1	+5	-	-	-	-	-	-	
2017-18	NY ISLANDERS	NHL	82	19	16	35	43	4	0	3	-4	-	-	-	-	-	-	
2018-19	NY ISLANDERS	NHL	82	25	28	53	28	2	1	3	+20	8	4	0	4	2	-2	
2019-20	NY ISLANDERS	NHL	68	26	28	54	32	4	0	5	+6	22	9	9	18	12	+4	
2020-21	NY ISLANDERS	NHL	56	18	15	33	14	7	0	4	-5	19	7	5	12	4	-1	
2021-22	NY ISLANDERS	NHL	72	37	22	59	33	11	0	5	-5	-	-	-	-	-	-	
2022-23	NY ISLANDERS	NHL	82	36	39	75	24	6	0	8	+13	6	2	3	5	4	+4	
2023-24	NY ISLANDERS	NHL	82	34	35	69	28	9	1	2	-5	-	-	-	-	-	-	
<b>NY ISLANDERS TOTALS</b>			<b>840</b>	<b>275</b>	<b>256</b>	<b>531</b>	<b>304</b>	<b>60</b>	<b>2</b>	<b>41</b>	<b>+7</b>	<b>73</b>	<b>25</b>	<b>21</b>	<b>46</b>	<b>30</b>	<b>E</b>	
<b>NHL TOTALS</b>			<b>840</b>	<b>275</b>	<b>256</b>	<b>531</b>	<b>304</b>	<b>60</b>	<b>2</b>	<b>41</b>	<b>+7</b>	<b>73</b>	<b>25</b>	<b>21</b>	<b>46</b>	<b>30</b>	<b>E</b>	





## JEAN-GABRIEL PAGEAU • FORWARD



**SHOOTS** Right • **HEIGHT** 5'11" • **WEIGHT** 185lbs.

**BIRTHDATE** November 11, 1992 • **BIRTHPLACE** Ottawa, ON

**PRONUNCIATION** pa-ZHOH, ZHAHN ga-bree-EHL

**ACQUIRED:**

Acquired from the Ottawa Senators in exchange for a first and second round pick in the 2020 NHL Draft on February 24, 2020.

**2023-24 SEASON:**


Recorded 33 points (11 goals, 22 assists) in 82 games in his fifth season with the Islanders and 13th in the NHL...His career-high five short-handed assists were second in the league...His six shorthanded points were second on the Islanders...Recorded four multi-point games...Recorded his 300th career point on Dec. 5 vs. SJS...Scored the game-winning goal on Dec. 9 vs. LAK, his third career overtime goal and first since Nov. 2019...Recorded his career-high fifth shorthanded assist on Dec. 19 vs. EDM, becoming the first Islander since Bryan Trottier (1983-84) to record five shorthanded assists in a season...Matched his single-game career-high as he recorded four points (two goals, two assists) and +4 rating on Dec. 29 vs. WSH...Scored shorthanded on Jan. 23 vs. VGK...Recorded points in three straight games Mar. 2-7, including two assists on Mar. 2 vs. BOS...Skated in his 700th career NHL game Mar. 11 at LAK.

**4th ROUND,  
96th OVERALL (2011)**

**CAREER STATISTICS:**

SEASON	CLUB	LEAGUE	REGULAR SEASON									PLAYOFFS						
			GP	G	A	PTS	PIM	PP	SH	GW	+/-	GP	G	A	PTS	PIM	+/-	
2007-08	Gatineau	QMEA	26	23	21	44	6	-	-	-	-	-	-	-	-	-	-	-
2008-09	Gatineau	QAAA	37	15	16	31	8	-	-	-	-	-	-	-	-	-	-	-
2009-10	Gatineau	QMJHL	62	16	15	31	20	2	0	1	+4	4	1	0	1	0	-1	
2010-11	Gatineau	QMJHL	67	32	47	79	22	12	1	6	+23	24	13	16	29	20	+9	
2011-12	Gatineau	QMJHL	23	23	16	39	12	4	2	3	0	-	-	-	-	-	-	
	Chicoutimi	QMJHL	23	9	17	26	13	3	0	2	0	16	4	10	14	6	-2	
2012-13	OTTAWA	NHL	9	2	2	4	0	0	0	2	+3	10	4	2	6	8	+4	
2013-14	OTTAWA	NHL	28	2	0	2	12	0	0	0	-5	-	-	-	-	-	-	
	Binghamton	AHL	46	20	24	44	23	6	3	5	+15	4	1	0	1	2	-3	
2014-15	OTTAWA	NHL	50	10	9	19	9	0	2	2	+4	6	0	0	0	0	0	
	Binghamton	AHL	27	11	10	21	27	1	3	2	+9	-	-	-	-	-	-	
2015-16	OTTAWA	NHL	82	19	24	43	26	1	7	2	+17	-	-	-	-	-	-	
2016-17	OTTAWA	NHL	82	12	21	33	24	0	0	2	+13	19	8	2	10	16	+5	
2017-18	OTTAWA	NHL	78	14	15	29	36	1	1	2	-14	-	-	-	-	-	-	
	Canada	WC	10	1	4	5	12	-	-	-	+3	-	-	-	-	-	-	
2018-19	OTTAWA	NHL	39	4	8	12	14	0	0	0	-12	-	-	-	-	-	-	
2019-20	OTTAWA	NHL	60	24	16	40	32	4	3	5	+10	-	-	-	-	-	-	
	NY ISLANDERS	NHL	7	2	0	2	17	1	0	0	-6	22	8	3	11	21	+10	
2020-21	NY ISLANDERS	NHL	54	14	14	28	10	5	2	3	+10	19	3	10	13	6	+9	
2021-22	NY ISLANDERS	NHL	77	18	21	39	30	4	1	0	0	-	-	-	-	-	-	
2022-23	NY ISLANDERS	NHL	70	13	27	40	14	5	3	2	-2	6	0	1	1	0	-1	
2023-24	NY ISLANDERS	NHL	82	11	22	33	13	1	1	2	+10	-	-	-	-	-	-	
<b>NY ISLANDERS TOTALS</b>			<b>290</b>	<b>58</b>	<b>84</b>	<b>142</b>	<b>84</b>	<b>16</b>	<b>7</b>	<b>7</b>	<b>-6</b>	<b>47</b>	<b>11</b>	<b>14</b>	<b>25</b>	<b>27</b>	<b>+18</b>	
<b>NHL TOTALS</b>			<b>718</b>	<b>145</b>	<b>179</b>	<b>324</b>	<b>237</b>	<b>22</b>	<b>20</b>	<b>22</b>	<b>+10</b>	<b>82</b>	<b>23</b>	<b>18</b>	<b>41</b>	<b>51</b>	<b>+27</b>	





## KYLE PALMIERI • FORWARD



**SHOOTS** Right • **HEIGHT** 5'11" • **WEIGHT** 196lbs.

**BIRTHDATE** February 1, 1991 • **BIRTHPLACE** Smithtown, NY

**PRONUNCIATION** pahl-MARY, KYL

**ACQUIRED:**

Acquired from the New Jersey Devils, with Travis Zajac, in exchange for A.J. Greer, Mason Jobst, a first round pick in the 2021 NHL Draft, and a conditional fourth round pick in the 2022 NHL Draft.

**2023-24 SEASON:**

Recorded 54 points (30 goals, 23 assists) in 82 games during his fourth season with the Islanders and 15th in the NHL...Reached the 50-point mark for the fourth time in his career and first time since 2018-19...His 30 goals matched his career-high set in 2015-16...His eight game-winning goals were a new career-high and led the Islanders in the category...Recorded 10 multi-point games...Registered three multi-assist games...Recorded points in six straight games Jan. 25 - Feb. 13 (four goals, three assists)...Scored four points, including his third career hat trick, on Mar. 2 vs. BOS, the fastest hat trick by an Islander in club history...Skated in his 800th career NHL game on Mar. 11 at LAK...Recorded a five-game point streak Apr. 4-13 (four goals, three assists)...Scored his sixth career overtime goal on Apr. 11 vs. MTL... Scored the game-winning goal and added an assist Apr. 16 at NJD...Finished the season on a career-best seven-game point streak (six goals, four assists) from Apr. 4-17.




**1st ROUND,  
26th OVERALL (2009)**

**CAREER STATISTICS:**

		REGULAR SEASON										PLAYOFFS					
SEASON	CLUB	LEAGUE	GP	G	A	PTS	PIM	PP	SH	GW	+/-	GP	G	A	PTS	PIM	+/-
2008-09	United States	NAHL	5	1	1	2	2	-	-	-	-	-	-	-	-	-	-
	United States	USDP-18	28	14	14	28	49	-	-	-	-	-	-	-	-	-	-
2009-10	Notre Dame	CCHA	33	9	8	17	36	-	-	-	-	-	-	-	-	-	-
	United States	WJC-A	7	1	8	9	4	-	-	-	-	-	-	-	-	-	-
2010-11	Syracuse	AHL	62	29	22	51	56	-	-	-	-	-	-	-	-	-	-
	ANAHEIM	NHL	10	1	0	1	0	-	-	-	-1	1	0	0	0	0	-
	United States	WJC-A	6	2	4	6	0	-	-	-	-	-	-	-	-	-	-
2011-12	Syracuse	AHL	51	33	25	58	53	-	-	-	-	4	1	1	2	0	-
	ANAHEIM	NHL	18	4	3	7	6	0	0	0	+3	-	-	-	-	-	-
	United States	WC-A	7	2	2	4	8	-	-	-	-	-	-	-	-	-	-
2012-13	Norfolk	AHL	33	13	12	25	54	-	-	-	-	-	-	-	-	-	-
	ANAHEIM	NHL	42	10	11	21	9	2	0	5	+2	7	3	2	5	4	-
2013-14	ANAHEIM	NHL	71	14	17	31	38	0	0	4	+9	9	3	0	3	14	-
2014-15	ANAHEIM	NHL	57	14	15	29	37	5	0	4	-2	16	1	3	4	4	-
	Norfolk	AHL	2	0	0	0	4	-	-	-	-	-	-	-	-	-	-
2015-16	DEVILS	NHL	82	30	27	57	39	11	0	4	+3	-	-	-	-	-	-
2016-17	United States	WCOH	2	0	0	0	0	-	-	-	-	-	-	-	-	-	-
	DEVILS	NHL	80	26	27	53	46	8	1	3	+2	-	-	-	-	-	-
2017-18	DEVILS	NHL	62	24	20	44	30	11	0	5	-1	5	1	2	3	6	-
2018-19	DEVILS	NHL	74	27	23	50	42	11	0	2	-9	-	-	-	-	-	-
2019-20	DEVILS	NHL	65	25	20	45	41	11	0	3	-4	-	-	-	-	-	-
2020-21	DEVILS	NHL	34	8	9	17	18	1	1	2	-2	-	-	-	-	-	-
	NY ISLANDERS	NHL	17	2	2	4	2	1	0	0	-3	19	7	2	9	10	+5
2021-22	NY ISLANDERS	NHL	69	15	18	33	57	2	0	6	0	-	-	-	-	-	-
2022-23	NY ISLANDERS	NHL	55	16	17	33	24	3	0	3	+13	6	2	3	5	4	+4
2023-24	NY ISLANDERS		82	30	24	54	26	10	0	8	-16	-	-	-	-	-	-
<b>NY ISLANDERS TOTALS</b>			<b>223</b>	<b>63</b>	<b>61</b>	<b>124</b>	<b>109</b>	<b>16</b>	<b>0</b>	<b>17</b>	<b>-6</b>	<b>25</b>	<b>9</b>	<b>5</b>	<b>14</b>	<b>14</b>	<b>+9</b>
<b>NHL TOTALS</b>			<b>818</b>	<b>246</b>	<b>233</b>	<b>479</b>	<b>415</b>	<b>76</b>	<b>2</b>	<b>49</b>	<b>-6</b>	<b>63</b>	<b>17</b>	<b>12</b>	<b>29</b>	<b>42</b>	<b>+12</b>







## ADAM PELECH • DEFENSEMAN



**SHOOTS** Left • **HEIGHT** 6'3" • **WEIGHT** 210lbs.

**BIRTHDATE** August 16, 1994 • **BIRTHPLACE** Toronto, ON

**PRONUNCIATION** PEHL-ehk, A-duhm

**ACQUIRED:**

Selected by the New York Islanders in the third round (65th overall) of the 2012 NHL Draft.

**2023-24 SEASON:**

Recorded 16 points (one goal, 13 assists) in 58 games during his ninth season with the Islanders...Recorded four multi-point games...Tallied his 100th career assist on Oct. 14 vs. BUF...Missed 20 games from Nov. 25 to Jan. 6 due to injury...Tallied an assist in the 2024 Stadium Series game at MetLife Stadium on Feb. 18...Recorded his second career game-winning goal and added an assist on Feb. 20 vs. PIT...Registered two assists Apr. 11 vs. MTL...Skated in his 500th career NHL game on Apr. 17 vs. PIT.

 **3rd ROUND,  
65th OVERALL (2012)**

**CAREER STATISTICS:**

SEASON	CLUB	LEAGUE	REGULAR SEASON									PLAYOFFS					
			GP	G	A	PTS	PIM	PP	SH	GW	+/-	GP	G	A	PTS	PIM	+/-
2009-10	Toronto	GTHL	69	6	28	34	40	-	-	-	-	-	-	-	-	-	-
2010-11	Erie	OHL	65	1	12	13	27	0	0	-	+14	7	0	2	2	2	-4
	Canada-Ontario	WHC-17	5	0	1	1	2	-	-	-	-	-	-	-	-	-	
2011-12	Erie	OHL	44	2	18	20	52	1	0	-	-20	-	-	-	-	-	
	Canada	WJC-18	7	0	0	0	8	-	-	-	+2	-	-	-	-	-	
2012-13	Erie	OHL	59	8	32	40	98	5	1	-	-16	-	-	-	-	-	
2013-14	Erie	OHL	60	10	45	55	46	2	1	-	+52	14	2	5	7	10	+3
	Canada	WJC	7	0	1	1	2	0	0	0	+2	-	-	-	-	-	
2014-15	Bridgeport	AHL	65	0	11	11	48	0	0	-	-2	-	-	-	-	-	
2015-16	Bridgeport	AHL	27	2	5	7	6	0	2	0	+3	-	-	-	-	-	
	NY ISLANDERS	NHL	9	0	2	2	0	0	0	0	-1	-	-	-	-	-	
2016-17	NY ISLANDERS	NHL	44	3	7	10	6	0	0	0	-5	-	-	-	-	-	
	Bridgeport	AHL	13	1	4	5	10	0	0	0	E	-	-	-	-	-	
2017-18	NY ISLANDERS	NHL	78	3	16	19	28	0	0	1	+7	-	-	-	-	-	
2018-19	NY ISLANDERS	NHL	78	5	16	21	24	0	0	0	+22	8	0	2	2	6	+1
2019-20	NY ISLANDERS	NHL	38	1	8	9	20	0	0	0	+4	21	1	4	5	8	+6
2020-21	NY ISLANDERS	NHL	56	4	10	14	18	0	1	0	+15	19	1	4	5	13	-1
2021-22	NY ISLANDERS	NHL	78	3	25	28	42	0	0	0	+20	-	-	-	-	-	
2022-23	NY ISLANDERS	NHL	61	6	15	21	36	0	0	0	+15	6	1	1	2	2	+1
2023-24	NY ISLANDERS	NHL	58	1	15	16	27	0	0	1	-2	-	-	-	-	-	
<b>NY ISLANDERS TOTALS</b>			<b>500</b>	<b>26</b>	<b>114</b>	<b>140</b>	<b>201</b>	<b>0</b>	<b>1</b>	<b>2</b>	<b>+75</b>	<b>54</b>	<b>3</b>	<b>11</b>	<b>14</b>	<b>29</b>	<b>+7</b>
<b>NHL TOTALS</b>			<b>500</b>	<b>26</b>	<b>114</b>	<b>140</b>	<b>201</b>	<b>0</b>	<b>1</b>	<b>2</b>	<b>+75</b>	<b>54</b>	<b>3</b>	<b>11</b>	<b>14</b>	<b>29</b>	<b>+7</b>





## RYAN PULOCK • DEFENSEMAN



**SHOOTS** Right • **HEIGHT** 6'2" • **WEIGHT** 216lbs.

**BIRTHDATE** October 6, 1994 • **BIRTHPLACE** Dauphin, MB

**PRONUNCIATION** PUHL-ahk, RY-uhn

### ACQUIRED:

Selected by the New York Islanders in the first round (15th overall) of the 2013 NHL Draft.

### 2023-24 SEASON:

Recorded 19 points (five goals, 14 assists) in 58 games during his eighth season with the Islanders...Scored the game-winning goal Nov. 2 at WSH...Scored a power play goal Dec. 5 vs. SJS...Missed 24 games from Dec. 9 - Jan. 27 due to injury...Scored a power play goal Feb. 8 vs. TBL...Recorded a goal and an assist Feb. 26 at DAL...Tallied four points (one goal, three assists) in five games Mar. 21-30.



**1st ROUND,  
15th OVERALL (2013)**

### CAREER STATISTICS:

SEASON	CLUB	LEAGUE	REGULAR SEASON										PLAYOFFS				
			GP	G	A	PTS	PIM	PP	SH	GW	+/-	GP	G	A	PTS	PIM	+/-
2009-10	Parkland	MMHL	39	9	9	18	8	-	-	-	-	3	0	1	1	0	-
2010-11	Brandon	WHL	63	8	34	42	4	3	0	-	+2	6	2	4	6	2	-2
	Canada Western	WHC-17	5	1	0	1	2	-	-	-	-	-	-	-	-	-	-
2011-12	Brandon	WHL	71	19	41	60	20	8	0	-	+33	9	3	2	5	0	+1
	Canada	WJC-18	6	1	1	2	0	-	-	-	-3	-	-	-	-	-	-
2012-13	Brandon	WHL	61	14	31	45	22	7	0	-	-7	-	-	-	-	-	-
2013-14	Brandon	WHL	66	23	40	63	18	14	0	-	-4	9	2	2	4	6	+5
	Bridgeport	AHL	3	0	1	1	2	0	0	0	-1	-	-	-	-	-	-
2014-15	Bridgeport	AHL	54	17	12	29	6	13	0	3	-6	-	-	-	-	-	-
2015-16	Bridgeport	AHL	51	7	17	24	12	4	0	1	+6	-	-	-	-	-	-
	NY ISLANDERS	NHL	15	2	2	4	5	0	0	0	+1	6	1	2	3	0	-4
2016-17	Bridgeport	AHL	55	15	31	46	18	5	0	6	+10	-	-	-	-	-	-
	NY ISLANDERS	NHL	1	0	0	0	0	0	0	0	+1	-	-	-	-	-	-
2017-18	NY ISLANDERS	NHL	68	10	22	32	14	5	0	0	-4	-	-	-	-	-	-
	Canada	WC	8	0	1	1	0	0	0	0	+5	-	-	-	-	-	-
2018-19	NY ISLANDERS	NHL	82	9	28	37	22	3	0	3	+21	8	0	1	1	4	-2
2019-20	NY ISLANDERS	NHL	68	10	25	35	14	3	0	3	+8	22	2	8	10	6	-1
2020-21	NY ISLANDERS	NHL	56	2	15	17	8	0	0	1	+15	19	4	2	6	4	-3
2021-22	NY ISLANDERS	NHL	56	5	16	21	2	2	0	0	0	-	-	-	-	-	-
2022-23	NY ISLANDERS	NHL	82	5	21	26	14	1	0	1	+10	6	1	3	4	6	E
2023-24	NY ISLANDERS	NHL	58	5	14	19	12	2	0	1	+3	-	-	-	-	-	-
<b>NY ISLANDERS TOTALS</b>			<b>486</b>	<b>48</b>	<b>143</b>	<b>191</b>	<b>91</b>	<b>16</b>	<b>0</b>	<b>9</b>	<b>+55</b>	<b>61</b>	<b>8</b>	<b>16</b>	<b>24</b>	<b>20</b>	<b>-10</b>
<b>NHL TOTALS</b>			<b>486</b>	<b>48</b>	<b>143</b>	<b>191</b>	<b>91</b>	<b>16</b>	<b>0</b>	<b>9</b>	<b>+55</b>	<b>61</b>	<b>8</b>	<b>16</b>	<b>24</b>	<b>20</b>	<b>-10</b>





## MIKE REILLY • DEFENSEMAN



**SHOOTS** Left • **HEIGHT** 6'1" • **WEIGHT** 2196lbs.

**BIRTHDATE** July 13, 1993 • **BIRTHPLACE** Chicago, IL

**PRONUNCIATION** RY-lee, MYK

**ACQUIRED:**

Claimed off waivers from the Florida Panthers on November 25, 2023.

**2023-24 SEASON:**


Recorded 24 points (six goals, 18 assists) in 59 games with the Islanders during his ninth NHL season...Skated in two games for the Florida Panthers before he was claimed off waivers by NYI on Nov. 25, 2023...Set a career-high in goals (six)...Made his Islanders debut Nov. 28 at NJD...Recorded a shortanded goal and an assist on Dec. 5 vs. SJS, including his 100th career NHL point...Registered points in three straight games Dec. 5-9...Scored a goal, an assist and registered a season-high +3 rating on Dec. 23 at CAR...Scored his third career game-winning goal and had a career-high six shots Jan. 4 at ARI...Tallied his 100th career assist on Mar. 30 at TBL...Found the scoresheet in five of the final six games of the season (one goal, four assists)...Skated in his 400th career NHL game and recorded an assist on Apr. 17 vs. PIT.

**4th ROUND,**  
**98th OVERALL (2011)**

**CAREER STATISTICS:**

		REGULAR SEASON										PLAYOFFS					
SEASON	CLUB	LEAGUE	GP	G	A	PTS	PIM	PP	SH	GW	+/-	GP	G	A	PTS	PIM	+/-
2011-12	Penticton	BCHL	51	24	59	83	42	-	-	-	-	15	1	7	8	10	-
2012-13	Univ. of Minnesota	NCAA	37	2	11	14	14	-	-	-	+1	-	-	-	-	-	-
	United States	WJC-20	7	1	2	3	4	-	-	-	+4	-	-	-	-	-	-
2013-14	Univ. of Minnesota	NCAA	41	9	24	33	18	-	-	-	+19	-	-	-	-	-	-
2014-15	Univ. of Minnesota	NCAA	39	6	36	42	44	-	-	-	+25	-	-	-	-	-	-
	United States	WC	10	0	1	1	0	0	0	0	+3	-	-	-	-	-	-
2015-16	MINNESOTA	NHL	29	1	6	7	8	-	-	-	-4	-	-	-	-	-	-
	Iowa	AHL	45	5	28	23	10	-	-	-	-27	-	-	-	-	-	-
2016-17	MINNESOTA	NHL	17	1	0	1	2	-	-	-	+1	-	-	-	-	-	-
	Iowa	AHL	57	5	25	30	48	-	-	-	+4	-	-	-	-	-	-
2017-18	MINNESOTA	NHL	38	2	8	10	18	-	-	-	-6	-	-	-	-	-	-
	Iowa	AHL	1	1	0	1	2	-	-	-	-1	-	-	-	-	-	-
	MONTREAL	NHL	19	0	8	8	8	0	0	0	+1	-	-	-	-	-	-
2018-19	MONTREAL	NHL	57	3	8	11	16	-	-	-	E	-	-	-	-	-	-
2019-20	MONTREAL	NHL	14	0	4	4	6	0	0	0	+2	-	-	-	-	-	-
	OTTAWA	NHL	30	1	11	12	18	-	-	-	-8	-	-	-	-	-	-
2020-21	OTTAWA	NHL	40	0	19	19	18	0	0	0	-2	-	-	-	-	-	-
	BOSTON	NHL	15	0	8	8	4	0	0	0	+7	11	0	4	4	8	+3
2021-22	BOSTON	NHL	70	4	13	17	32	-	-	-	-1	5	0	0	0	2	+1
2022-23	BOSTON	NHL	10	0	1	1	2	0	0	0	E	-	-	-	-	-	-
	Providence	AHL	36	7	19	26	34	-	-	-	+3	1	0	0	0	0	-1
2023-24	FLORIDA	NHL	2	0	0	0	2	0	0	0	-2	-	-	-	-	-	-Z
	NY ISLANDERS	NHL	59	6	18	24	28	0	1	1	+1	-	-	-	-	-	-
<b>NY ISLANDERS TOTALS</b>			<b>59</b>	<b>6</b>	<b>18</b>	<b>24</b>	<b>28</b>	<b>0</b>	<b>1</b>	<b>1</b>	<b>+1</b>	-	-	-	-	-	-
<b>NHL TOTALS</b>			<b>400</b>	<b>18</b>	<b>104</b>	<b>122</b>	<b>162</b>	<b>2</b>	<b>2</b>	<b>3</b>	<b>-11</b>	<b>16</b>	<b>0</b>	<b>4</b>	<b>4</b>	<b>10</b>	<b>+4</b>





## ALEXANDER ROMANOV • DEFENSEMAN

**28**

**SHOOTS** Left • **HEIGHT** 6'1" • **WEIGHT** 215lbs.

**BIRTHDATE** January 6, 2000 • **BIRTHPLACE** Moscow, RUS

**PRONUNCIATION** ROH-muhn-awv, AL-ix-an-duhr

**ACQUIRED:**

Acquired from the Montreal Canadiens with a fourth round (98th overall) pick in the 2022 NHL Draft, in exchange for the Islanders' first round (13th overall) pick in the 2022 NHL Draft.

**2023-24 SEASON:**


Recorded 22 points (seven goals, 15 assists) in 81 games during his second season with the Islanders and fourth in the NHL...Set a career-high in goals (seven) and matched his career-high in points (22)...Led the Islanders with a career-best +23 rating...Scored his first goal of the season on Nov. 11 vs. WSH...Recorded two assists on Nov. 24 at OTT...Recorded points in three straight games Jan 19-23 (one goal, two assists)...Scored a goal in the 2024 Stadium Series game at MetLife Stadium on Feb. 18...Notched two assists Apr. 4 at CBJ.

**2nd ROUND,**  
**38th OVERALL (2018)**

**CAREER STATISTICS:**

SEASON	CLUB	LEAGUE	REGULAR SEASON									PLAYOFFS						
			GP	G	A	PTS	PIM	PP	SH	GW	+/-	GP	G	A	PTS	PIM	+/-	
2015-16	Krylia Sovetov	Russia U16	26	4	11	15	18	-	-	-	-	-	-	-	-	-	-	-
2016-17	Krylia Sovetov	Russia U17	22	4	5	9	28	-	-	-	-	-	-	-	-	-	-	-
	Krylia Sovetov	Russia U18	11	1	2	3	16	-	-	-	-	9	1	1	2	4	-	
	MHK Krylia Sovetov	MHL	15	1	2	3	2	-	-	-	-2	-	-	-	-	-	-	
2017-18	CSKA Moscow	Russia U18	3	2	1	3	4	-	-	-	-	-	-	-	-	-	-	-
	Krasnaya Armiya Moscow	MHL	37	7	7	14	37	-	-	-	+17	4	0	1	1	0	-1	
	Russia	WJC-18	5	1	2	3	0	-	-	-	+5	-	-	-	-	-	-	
2018-19	CSKA Moscow	KHL	43	1	3	4	12	0	0	0	+16	4	0	0	0	2	+2	
	Russia	WJC-20	7	1	7	4	0	0	0	+12	-	-	-	-	-	-		
2019-20	CSKA Moscow	KHL	43	0	7	7	14	0	0	0	+31	4	0	0	0	0	E	
	Russia	WJC-20	7	1	5	6	2	0	0	0	+6	-	-	-	-	-		
2020-21	MONTREAL	NHL	54	1	5	6	21	1	0	0	+1	4	1	0	1	0	-2	
2021-22	MONTREAL	NHL	79	3	10	13	74	0	0	0	-8	-	-	-	-	-		
2022-23	NY ISLANDERS	NHL	76	2	20	22	43	0	0	0	+13	4	0	0	0	2	+3	
2023-24	NY ISLANDERS	nhl	81	7	15	22	20	0	0	0	+23	-	-	-	-	-		
<b>NY ISLANDERS TOTALS</b>			<b>157</b>	<b>9</b>	<b>35</b>	<b>44</b>	<b>63</b>	<b>0</b>	<b>0</b>	<b>0</b>	<b>+36</b>	<b>4</b>	<b>0</b>	<b>0</b>	<b>0</b>	<b>2</b>	<b>+3</b>	
<b>NHL TOTALS</b>			<b>290</b>	<b>13</b>	<b>50</b>	<b>63</b>	<b>137</b>	<b>0</b>	<b>0</b>	<b>0</b>	<b>+28</b>	<b>8</b>	<b>1</b>	<b>0</b>	<b>1</b>	<b>2</b>	<b>+1</b>	





## ILYA SOROKIN • GOALTENDER



**CATCHES** Left • **HEIGHT** 6'3" • **WEIGHT** 195lbs.

**BIRTHDATE** August 4, 1995 • **BIRTHPLACE** Mezhdurechensk, RUS

**PRONUNCIATION** soh-ROH-kihn, IHL-yah

**ACQUIRED:**

Selected by the New York Islanders in the third round (78th overall) of the 2014 NHL Draft.

**2023-24 SEASON:**

Posted a 25-19-12 record in 55 starts during his fourth season with the Islanders...Registered a .919 save percentage and 2.54 goals against average...Recorded two shutouts...His 1,655 saves were third in the league...Made at least 40 saves in eight different contests, earning points in seven of those eight games (4-1-3)...Made a season-high 45 saves on 47 shots on Oct. 26 vs. OTT, the third most of his career...Stopped all 40 he shots faced in a shutout vs. PHI on Nov. 25 (shootout loss)...Made 10 consecutive starts, a career-best, from Jan. 4-23...Reached the 20-win mark for the third straight season and made 22 saves on 23 shots vs BOS.



**CAREER STATISTICS:**

SEASON	CLUB	REGULAR SEASON							PLAYOFFS								
		LEAGUE	GP	MIN	GA	SO	GAA	REC	SA	SV%	GP	MIN	GA	SO	GAA	REC	SV%
2012-13	Novokuznetsk	KHL	5	151	7	0	2.77	1-1-0	86	.919	-	-	-	-	-	-	-
	Kuznetski	MHL	27	1422	-	1	2.57	-	-	.914	3	-	-	-	3.40	-	.898
2013-14	Novokuznetsk	KHL	27	1346	65	0	2.90	5-12-0	729	.911	-	-	-	-	-	-	-
	Kuznetskie	MHL	4	244	-	0	2.69	-	-	.917	2	-	-	-	4.04	-	.800
2014-15	Novokuznetsk	KHL	22	978	53	1	3.25	4-11-1	561	.906	-	-	-	-	-	-	-
	Kuznetskie	MHL	1	60	4	0	4.00	-	-	.949	-	-	-	-	-	-	-
	CSKA Moscow	KHL	6	274	6	0	1.31	3-2-0	95	.937	-	-	-	-	-	-	-
	Russia	WJC	3	180	8	0	2.66	0-2	70	.885	-	-	-	-	-	-	-
2015-16	CSKA Moscow	KHL	28	1639	29	10	1.06	17-7-4	618	.953	20	1270	28	3	1.32	15-5	.945
	Russia	WC	3	76	0	1	0.00	-	36	1.000	-	-	-	-	-	-	-
2016-17	CSKA Moscow	KHL	39	2276	61	5	1.61	25-7-6	855	.929	7	443	15	1	2.03	5-2	.916
	Russia	WC	2	-	-	1	0.00	1-0-0	-	-	-	-	-	-	-	-	-
2017-18	CSKA Moscow	KHL	37	2183	58	8	1.59	25-8-4	837	.931	18	371	15	5	1.98	10-6	.937
	Russia	OG	1	-	-	0	3.00	0-0-0	-	.857	-	-	-	-	-	-	-
2018-19	CSKA Moscow	KHL	40	2327	45	11	1.16	40-28-6	755	.940	20	1213	24	5	1.19	16-4-0	.947
	Russia	WC	0	-	-	-	-	-	-	-	-	-	-	-	-	-	-
2019-20	CSKW Moscow	KHL	40	2365	59	9	1.50	26-10-3	907	.935	4	246	3	2	0.73	4-0	.966
2020-21	NY ISLANDERS	NHL	22	1271	46	3	2.17	13-6-3	563	.918	7	386	18	0	2.79	4-1	.922
2021-22	NY ISLANDERS	NHL	52	3073	123	7	2.40	26-18-8	1643	.925	-	-	-	-	-	-	-
2022-23	NY ISLANDERS	NHL	62	3588	140	6	2.34	31-22-7	1838	.924	6	370	16	0	2.60	2-4	.929
2023-24	NY ISLANDERS	NHL	56	3326	167	2	3.01	25-19-12	1821	.909	-	-	-	-	-	-	-
<b>NY ISLANDERS TOTALS</b>			<b>192</b>	<b>11257</b>	<b>476</b>	<b>18</b>	<b>2.54</b>	<b>95-65-30</b>	<b>5865</b>	<b>.919</b>	<b>13</b>	<b>757</b>	<b>34</b>	<b>0</b>	<b>2.70</b>	<b>6-5</b>	<b>.925</b>
<b>NHL TOTALS</b>			<b>192</b>	<b>11257</b>	<b>476</b>	<b>18</b>	<b>2.54</b>	<b>95-65-30</b>	<b>5865</b>	<b>.919</b>	<b>13</b>	<b>757</b>	<b>34</b>	<b>0</b>	<b>2.70</b>	<b>6-5</b>	<b>.925</b>





# SEMYON VARLAMOV • GOALTENDER



**CATCHES** Left • **HEIGHT** 6'2" • **WEIGHT** 205lbs.

**BIRTHDATE** April 27, 1988 • **BIRTHPLACE** Samara, RUS

**PRONUNCIATION** vahr-LAH-mawv, seh-m-YAHN

**ACQUIRED:**

Signed as a free agent on July 1, 2019.

**2023-24 SEASON:**

Posted a 14-8-4 record in 27 starts during his fifth season with the Islanders...Recorded shutout victories in consecutive starts on Oct. 28 at CBJ and Nov. 2 at WSH...Earned four straight wins Nov. 24 - Dec. 13...Missed 10 games Jan. 2-21 due to injury...Played his 600th NHL game on Feb. 10 vs. CGY, the fourth Russia-born netminder in NHL history to do so...Turned aside 41 saves (season-high) in his third shutout of the season on Apr. 6 vs. NSH...His 16 shutouts as an Islander are tied for fourth in club history (DiPietro)...Ended the season on a five-game win streak (5-0-0) from Apr. 1-15.

**1st ROUND, 23rd OVERALL (2006)**

**CAREER STATISTICS:**

REGULAR SEASON									PLAYOFFS								
SEASON	CLUB	LEAGUE	GP	MIN	GA	SO	GAA	REC	SA	SV%	GP	MIN	GA	SO	GAA	REC	SV%
2008-09	Hershey	AHL	27	1551	62	2	2.40	19-7-1	736	.916	-	-	-	-	-	-	-
	WASHINGTON	NHL	6	329	13	0	2.37	4-0-1	159	.918	13	758	32	2	2.53	7-6	.918
2009-10	WASHINGTON	NHL	26	1527	65	2	2.55	15-4-6	718	.909	6	349	14	0	2.41	3-3	.908
	Hershey	AHL	3	185	6	0	1.95	3-0-0	90	.933	-	-	-	-	-	-	-
	Russia	OG	0	-	-	-	-	-	-	-	-	-	-	-	-	-	-
	Russia	WC	5	-	-	1	1.41	4-1-0	-	.951	-	-	-	-	-	-	-
2010-11	WASHINGTON	NHL	27	1560	58	2	2.23	11-9-5	759	.924	-	-	-	-	-	-	-
	Hershey	AHL	3	179	10	0	3.36	2-1-0	69	.855	-	-	-	-	-	-	-
2011-12	COLORADO	NHL	53	3151	136	4	2.59	26-24-3	1564	.913	-	-	-	-	-	-	-
	Russia	WC	8	-	-	1	1.77	8-0-0	-	.939	-	-	-	-	-	-	-
2012-13	Lokomotiv	KHL	16	928	27	3	1.74	8-4-3	503	.946	-	-	-	-	-	-	-
	COLORADO	NHL	35	1950	98	3	3.02	11-21-3	1007	.903	-	-	-	-	-	-	-
	Russia	WC	4	-	-	0	3.59	2-1-0	-	.878	-	-	-	-	-	-	-
2013-14	COLORADO	NHL	63	3640	146	2	2.41	41-14-6	2013	.927	7	433	20	0	2.77	3-4	.913
	Russia	OG	3	-	-	1	1.98	1-1-0	-	.911	-	-	-	-	-	-	-
2014-15	COLORADO	NHL	57	3307	141	5	2.56	28-20-8	1791	.921	-	-	-	-	-	-	-
2015-16	COLORADO	NHL	57	3142	148	2	2.81	27-25-3	1714	.914	-	-	-	-	-	-	-
2016-17	COLORADO	NHL	24	1355	76	1	3.38	6-17-0	745	.898	-	-	-	-	-	-	-
	Russia	WCup	0	-	-	-	-	-	-	-	-	-	-	-	-	-	-
2017-18	COLORADO	NHL	51	2861	128	2	2.68	24-16-6	1595	.920	-	-	-	-	-	-	-
2018-19	COLORADO	NHL	49	2839	136	2	2.87	20-19-9	1496	.909	-	-	-	-	-	-	-
2019-20	NY ISLANDERS	NHL	45	2517	110	2	2.62	19-14-6	1278	.914	20	1232	44	2	2.14	11-7	.921
2020-21	NY ISLANDERS	NHL	36	2117	72	7	2.05	19-11-4	1020	.929	14	797	34	0	2.56	7-7	.922
2021-22	NY ISLANDERS	NHL	31	1793	87	2	2.91	10-17-2	978	.911	-	-	-	-	-	-	-
2022-23	NY ISLANDERS	NHL	23	1335	60	2	2.70	11-9-2	689	.913	-	-	-	-	-	-	-
2023-24	NY ISLANDERS	NHL	28	1595	69	3	2.60	14-8-4	837	.918	-	-	-	-	-	-	-
<b>NY ISLANDERS TOTALS</b>			<b>135</b>	<b>7761</b>	<b>398</b>	<b>13</b>	<b>2.54</b>	<b>59-51-14</b>	<b>3965</b>	<b>.917</b>	<b>34</b>	<b>2030</b>	<b>78</b>	<b>2</b>	<b>2.31</b>	<b>18-14</b>	<b>.922</b>
<b>NHL TOTALS</b>			<b>611</b>	<b>35028</b>	<b>1543</b>	<b>41</b>	<b>2.64</b>	<b>286-228-68</b>	<b>18363</b>	<b>.916</b>	<b>68</b>	<b>3570</b>	<b>144</b>	<b>4</b>	<b>2.42</b>	<b>31-27</b>	<b>.919</b>





## OLIVER WAHLSTROM • FORWARD

**26**

**SHOOTS** Right • **HEIGHT** 6'2" • **WEIGHT** 200lbs.

**BIRTHDATE** June 13, 2000 • **BIRTHPLACE** Portland, ME

**PRONUNCIATION** WAWL-struhm, AH-lih-vuhr

### ACQUIRED:

Selected by the New York Islanders in the first round (11th overall) of the 2018 NHL Draft.

### 2023-24 SEASON:

Recorded six points (two goals, four assists) in 32 games during his fifth season with the Islanders...Scored a power play goal Nov. 7 vs. MIN...Recorded a goal and an assist on Nov. 24 at OTT.

**1st ROUND,**  
**11th OVERALL (2018)**

### CAREER STATISTICS:

SEASON	CLUB	REGULAR SEASON										PLAYOFFS					
		LEAGUE	GP	G	A	PTS	PIM	PP	SH	GW	+/-	GP	G	A	PTS	PIM	+/-
2015-16	Shattuck St. Mary's	USHS-Prep	43	26	26	52	42	-	-	-	-	-	-	-	-	-	-
2016-17	U.S. NTL U18	USHL	8	4	1	5	4	-	-	-	-5	-	-	-	-	-	
	U.S. NTL U17	USHL	21	5	3	8	10	2	0	1	-8	-	-	-	-		
	United States	WHC-17	5	0	1	1	4	-	-	-	-	-	-	-	-		
	United States	WJC-18	7	4	1	5	16	-	-	-	E	-	-	-	-		
2017-18	U.S. NTL U18	USHL	26	22	23	45	22	4	2	4	+30	-	-	-	-		
	U.S. NTL U18	Exhibition	36	26	23	49	20	-	-	-	+7	-	-	-	-		
	United States	WJC-18	7	7	2	9	4	-	-	-	+2	-	-	-	-		
2018-19	Boston College	H-East	36	8	11	19	28	2	0	1	-6	-	-	-	-		
	United States	WJC-20	7	2	2	4	2	-	-	-	+3	-	-	-	-		
	Bridgeport	AHL	5	2	1	3	9	1	0	0	-3	5	2	2	4	4	E
2019-20	NY ISLANDERS	NHL	9	0	0	0	4	0	0	0	-2	-	-	-	-		
	Bridgeport	AHL	45	10	12	22	29	3	0	1	-16	-	-	-	-		
2020-21	NY ISLANDERS	NHL	44	12	9	21	21	4	0	1	+2	5	1	2	3	8	+2
2021-22	NY ISLANDERS	NHL	73	13	11	24	74	5	0	2	-6	-	-	-	-		
2022-23	NY ISLANDERS	NHL	35	7	9	16	32	1	0	1	+5	-	-	-	-		
2023-24	NY ISLANDERS	NHL	32	2	4	6	8	1	0	0	-6	-	-	-	-		
<b>NY ISLANDERS TOTALS</b>			<b>193</b>	<b>34</b>	<b>33</b>	<b>67</b>	<b>139</b>	<b>11</b>	<b>0</b>	<b>4</b>	<b>-7</b>	<b>5</b>	<b>1</b>	<b>2</b>	<b>3</b>	<b>8</b>	<b>+2</b>
<b>NHL TOTALS</b>			<b>193</b>	<b>34</b>	<b>33</b>	<b>67</b>	<b>139</b>	<b>11</b>	<b>0</b>	<b>4</b>	<b>-7</b>	<b>5</b>	<b>1</b>	<b>2</b>	<b>3</b>	<b>8</b>	<b>+2</b>









2023-24  
SEASON



MEDIA GUIDE



NEW YORK  
ISLANDERS

# STANLEY CUP PLAYOFFS



## NEW YORK ISLANDERS ALL-TIME STANLEY CUP SERIES

SEASON	OPPONENT	ROUND	W	L	WINNER	SEASON	OPPONENT	ROUND	W	L	WINNER
1972-73	DID NOT QUALIFY					1990-91	DID NOT QUALIFY				
1973-74	DID NOT QUALIFY					1991-92	DID NOT QUALIFY				
1974-75	NY Rangers	PRE	2	1	ISLANDERS	1992-93	Washington	PDSF	4	2	ISLANDERS
	Pittsburgh	QF	4	3	ISLANDERS		Pittsburgh	PDF	4	3	ISLANDERS
	Philadelphia	SF	3	4	Philadelphia		Montreal	WCF	1	4	Montreal
1975-76	Vancouver	PRE	2	0	ISLANDERS	1993-94	NY Rangers	ECQF	0	4	NY Rangers
	Buffalo	QF	4	2	ISLANDERS	1994-95	DID NOT QUALIFY				
	Montreal	SF	1	4	Montreal	1995-96	DID NOT QUALIFY				
1976-77	Chicago	PRE	2	0	ISLANDERS	1996-97	DID NOT QUALIFY				
	Buffalo	QF	4	0	ISLANDERS	1997-98	DID NOT QUALIFY				
	Montreal	SF	2	4	Montreal	1998-99	DID NOT QUALIFY				
1977-78	Toronto	QF	3	4	Toronto	1999-00	DID NOT QUALIFY				
1978-79	Chicago	QF	4	0	ISLANDERS	2000-01	DID NOT QUALIFY				
	NY Rangers	SF	2	4	NY Rangers	2001-02	Toronto	ECQF	3	4	Toronto
1979-80	Los Angeles	PRE	3	1	ISLANDERS	2002-03	Ottawa	ECQF	1	4	Ottawa
	Boston	QF	4	1	ISLANDERS	2003-04	Tampa Bay	ECQF	1	4	Tampa Bay
	Buffalo	SF	4	2	ISLANDERS	2004-05	NO NHL SEASON	LOCKOUT			
	Philadelphia	F	4	2	ISLANDERS	2005-06	DID NOT QUALIFY				
1980-81	Toronto	PRE	3	0	ISLANDERS	2006-07	Buffalo	ECQF	1	4	Buffalo
	Edmonton	QF	4	2	ISLANDERS	2007-08	DID NOT QUALIFY				
	NY Rangers	SF	4	0	ISLANDERS	2008-09	DID NOT QUALIFY				
	Minnesota	F	4	1	ISLANDERS	2009-10	DID NOT QUALIFY				
1981-82	Pittsburgh	PDSF	3	2	ISLANDERS	2010-11	DID NOT QUALIFY				
	NY Rangers	PDF	4	2	ISLANDERS	2011-12	DID NOT QUALIFY				
	Quebec	WCF	4	0	ISLANDERS	2012-13	Pittsburgh	ECQF	2	4	Pittsburgh
	Vancouver	F	4	0	ISLANDERS	2013-14	DID NOT QUALIFY				
1982-83	Washington	PDSF	3	1	ISLANDERS	2014-15	Washington	First Round	3	4	Washington
	NY Rangers	PDF	4	2	ISLANDERS	2015-16	Florida	First Round	4	2	ISLANDERS
	Boston	WCF	4	2	ISLANDERS		Tampa Bay	Second Round	1	4	Tampa Bay
	Edmonton	F	4	0	ISLANDERS	2016-17	DID NOT QUALIFY				
1983-84	NY Rangers	PDSF	3	2	ISLANDERS	2017-18	DID NOT QUALIFY				
	Washington	PDF	4	1	ISLANDERS	2018-19	Pittsburgh	First Round	4	0	ISLANDERS
	Montreal	WCF	4	2	ISLANDERS		Carolina	Second Round	0	4	Carolina
	Edmonton	F	1	4	Edmonton	2019-20	Florida	ECQR	3	1	ISLANDERS
1984-85	Washington	PDSF	3	2	ISLANDERS		Washington	First Round	4	1	ISLANDERS
	Philadelphia	PDF	1	4	Philadelphia		Philadelphia	Second Round	4	3	ISLANDERS
1985-86	Washington	PDSF	0	3	Washington		Tampa Bay	ECF	2	4	Tampa Bay
1986-87	Washington	PDSF	4	3	ISLANDERS	2020-21	Pittsburgh	First Round	4	2	ISLANDERS
	Philadelphia	PDF	3	4	Philadelphia		Boston	Second Round	4	2	ISLANDERS
1987-88	New Jersey	PDSF	2	4	New Jersey		Tampa Bay	Semifinal	4	3	Tampa Bay
1988-89	DID NOT QUALIFY					2021-22	DID NOT QUALIFY				
1989-90	NY Rangers	PDSF	1	4	NY Rangers	2022-23	Carolina	First Round	2	4	Carolina

**ECQF** . . Eastern Conference Quarter Finals  
**ECQR** . . Eastern Conference Qualifying Round  
**ECF** . . Eastern Conference Final  
**F** . . Final Round  
**PDF** . . Patrick Division Finals

**PDSF** . . Patrick Division Semi-Finals  
**PRE** . . Preliminary Round  
**QF** . . Quarter Finals  
**SF** . . Semi-Final Round  
**WCF** . . Wales Conference Finals



## NEW YORK ISLANDERS PLAYOFF RECORD VS. NHL

OVERALL	GP	W	L	GF	GA
Boston Bruins	17	12	5	71	52
Buffalo Sabres	21	13	8	70	62
Carolina Hurricanes	10	2	8	20	29
Chicago Blackhawks	6	6	0	21	6
Edmonton Oilers	15	9	6	58	47
Florida Panthers	10	7	3	28	21
Los Angeles Kings	4	3	1	21	10
Minnesota North Stars	5	4	1	26	16
Montreal Canadiens	22	8	14	55	64
New Jersey Devils	6	2	4	18	23
New York Rangers	39	20	19	129	132
Ottawa Senators	5	1	4	7	13
Philadelphia Flyers	32	15	17	93	99
Pittsburgh Penguins	35	21	14	119	105
Quebec Nordiques	4	4	0	18	9
Tampa Bay Lightning	23	7	16	39	70
Toronto Maple Leafs	17	9	8	54	42
Vancouver Canucks	6	6	0	26	14
Washington Capitals	42	25	17	131	112
<b>TOTALS</b>	<b>319</b>	<b>174</b>	<b>145</b>	<b>1004</b>	<b>926</b>
HOME	GP	W	L	GF	GA
Boston Bruins	8	6	2	42	22
Buffalo Sabres	10	7	3	40	31
Carolina Hurricanes	5	1	4	9	11
Chicago Blackhawks	4	4	0	14	5
Edmonton Oilers	7	5	2	32	14
Florida Panthers	5	4	1	13	9
Los Angeles Kings	2	1	1	11	7
Minnesota North Stars	3	3	0	17	7
Montreal Canadiens	10	6	4	30	21
New Jersey Devils	3	1	2	8	10
New York Rangers	19	10	9	67	63
Ottawa Senators	2	0	2	3	6
Philadelphia Flyers	14	9	5	50	40
Pittsburgh Penguins	17	12	5	77	53
Quebec Nordiques	2	2	0	9	3
Tampa Bay Lightning	10	3	7	19	28
Toronto Maple Leafs	9	3	0	39	16
Vancouver Canucks	3	3	0	17	12
Washington Capitals	19	12	7	57	51
<b>TOTALS</b>	<b>152</b>	<b>97</b>	<b>55</b>	<b>554</b>	<b>409</b>
ROAD	GP	W	L	GF	GA
Boston Bruins	9	6	3	29	30
Buffalo Sabres	11	6	5	30	31
Carolina Hurricanes	5	1	4	11	18
Chicago Blackhawks	2	2	0	7	1
Edmonton Oilers	8	4	4	26	33
Florida Panthers	5	3	2	15	12
Los Angeles Kings	2	2	0	10	3
Minnesota North Stars	2	1	1	9	9
Montreal Canadiens	12	2	10	25	43
New Jersey Devils	3	1	2	10	13
New York Rangers	20	10	10	62	69
Ottawa Senators	3	1	2	4	7
Philadelphia Flyers	18	6	12	43	59
Pittsburgh Penguins	18	9	9	42	52
Quebec Nordiques	2	2	0	9	6
Tampa Bay Lightning	13	4	9	20	42
Toronto Maple Leafs	11	2	9	16	26
Vancouver Canucks	3	3	0	9	2
Washington Capitals	23	13	10	74	61
<b>TOTALS</b>	<b>167</b>	<b>77</b>	<b>90</b>	<b>450</b>	<b>517</b>



## YEAR-BY-YEAR STANLEY CUP PLAYOFF RECORDS

SEASON	OVERALL					HOME			ROAD		
	GP	W	L	GF	GA	GP	W	L	GP	W	L
1974-75	17	9	8	47	50	7	4	3	10	5	5
1975-76	13	7	6	43	39	6	5	1	7	2	5
1976-77	12	8	4	36	32	7	5	2	5	3	2
1977-78	7	3	4	13	16	4	3	1	3	0	3
1978-79	10	6	4	27	21	5	3	2	5	3	2
1979-80	21	15	6	88	66	10	7	3	11	8	3
1980-81	18	15	3	97	48	10	9	1	8	6	2
1981-82	19	15	4	85	52	10	8	2	9	7	2
1982-83	20	15	5	94	53	10	9	1	10	6	4
1983-84	21	12	9	62	60	11	8	3	10	4	6
1984-85	10	4	6	25	28	4	3	1	6	1	5
1985-86	3	0	3	4	11	1	0	1	2	0	2
1986-87	14	7	7	35	42	6	2	4	8	5	3
1987-88	6	2	4	18	23	3	1	2	3	1	2
1989-90	5	1	4	13	22	2	1	1	3	0	3
1992-93	18	9	9	58	65	8	6	2	10	3	7
1993-94	4	0	4	3	22	2	0	2	2	0	2
2001-02	7	3	4	21	22	3	3	0	4	0	4
2002-03	5	1	4	7	13	2	0	2	3	1	2
2003-04	5	1	4	5	12	2	0	2	3	1	2
2006-07	5	1	4	11	17	2	0	2	3	1	2
2012-13	6	2	4	17	25	3	1	2	3	1	2
2014-15	7	3	4	15	16	3	2	1	4	1	3
2015-16	11	5	6	26	32	5	2	3	6	3	3
2018-19	8	4	4	17	19	4	2	2	4	2	2
2019-20	22	13	9	66	51	10	6	4	12	7	5
2020-21	19	11	8	54	53	9	6	3	10	5	5
2022-23	6	2	4	15	16	3	1	2	3	1	2
<b>TOTALS</b>	<b>319</b>	<b>174</b>	<b>145</b>	<b>1004</b>	<b>926</b>	<b>152</b>	<b>97</b>	<b>55</b>	<b>167</b>	<b>77</b>	<b>90</b>

ADV	POWER PLAY			ADV	PENALTY KILLING		
	PPG	PCTG	SHGA		PPG	PCTG	SHG
1,250	242	19.5	28	1,345	237	81.9	41



The 1974-75 Islanders celebrate the series-winning goal by J.P. Parise in O.T. vs the New York Rangers.

## ROUND-BY-ROUND RESULTS

1975

<b>PRELIMINARY ROUND vs. RANGERS</b>				
(Islanders win series 2-1)				
APR. 8	NYI 3 at NYR 2	W		
APR. 10	NYI 3 vs. NYR 8	L		
APR. 11	NYI 4 at NYR 3	W OT		

<b>QUARTER-FINALS vs. PITTSBURGH</b>				
(Islanders win series 4-3)				
APR. 13	NYI 4 at PIT 5	L		
APR. 15	NYI 1 at PIT 3	L		
APR. 17	NYI 4 vs. PIT 6	L		
APR. 20	NYI 3 vs. PIT 1	W		
APR. 22	NYI 4 at PIT 2	W		
APR. 24	NYI 4 vs. PIT 1	W		
APR. 26	NYI 1 at PIT 0	W		

<b>SEMI-FINALS vs. PHILADELPHIA</b>				
(Philadelphia wins series 4-3)				
APR. 29	NYI 0 at PHI 4	L		
MAY 1	NYI 4 at PHI 5	L OT		
MAY 4	NYI 0 vs. PHI 1	L		
MAY 7	NYI 4 vs. PHI 3	W OT		
MAY 8	NYI 5 at PHI 1	W		
MAY 11	NYI 2 vs. PHI 1	W		
MAY 13	NYI 1 at PHI 4	L		

1976

<b>PRELIMINARY ROUND vs. VANCOUVER</b>				
(Islanders win series 2-0)				
APR. 6	NYI 5 vs. VAN 3	W		
APR. 8	NYI 3 at VAN 1	W		

<b>QUARTER-FINALS vs. BUFFALO</b>				
(Islanders win series 4-2)				
APR. 11	NYI 3 at BUF 5	L		
APR. 13	NYI 2 at BUF 3	L OT		
APR. 15	NYI 5 vs. BUF 3	W		
APR. 17	NYI 4 vs. BUF 2	W		
APR. 20	NYI 4 at BUF 3	W		
APR. 22	NYI 3 vs. BUF 2	W		

<b>SEMI-FINALS vs. MONTREAL</b>				
(Montreal wins series 4-1)				
APR. 27	NYI 2 at MTL 3	L		
APR. 29	NYI 3 at MTL 4	L		
MAY 1	NYI 2 vs. MTL 3	L		
MAY 4	NYI 5 vs. MTL 2	W		
MAY 6	NYI 2 at MTL 5	L		

1977

<b>PRELIMINARY ROUND vs. CHICAGO</b>				
(Islanders win series 2-0)				
APR. 5	NYI 5 vs. CHI 2	W		
APR. 7	NYI 2 vs. CHI 1	W		

<b>QUARTER-FINALS vs. BUFFALO</b>				
(Islanders win series 4-0)				
APR. 11	NYI 4 vs. BUF 2	W		
APR. 13	NYI 4 vs. BUF 2	W		
APR. 15	NYI 4 at BUF 3	W		
APR. 17	NYI 4 at BUF 3	W		

<b>SEMI-FINALS vs. MONTREAL</b>				
(Montreal wins series 4-2)				
APR. 23	NYI 3 at MTL 4	L		
APR. 26	NYI 0 at MTL 3	L		
APR. 28	NYI 5 vs. MTL 3	W		
APR. 30	NYI 0 vs. MTL 4	L		
MAY 3	NYI 4 at MTL 3	W OT		
MAY 5	NYI 1 vs. MTL 2	L		

1978

<b>QUARTER-FINALS vs. TORONTO</b>				
(Toronto wins series 4-3)				
APR. 17	NYI 4 vs. TOR 1	W		
APR. 19	NYI 3 vs. TOR 2	W OT		
APR. 21	NYI 0 at TOR 2	L		
APR. 23	NYI 1 at TOR 3	L		
APR. 25	NYI 2 vs. TOR 1	W OT		
APR. 27	NYI 2 at TOR 5	L		
APR. 29	NYI 1 vs. TOR 2	L OT		

1979

<b>QUARTER-FINALS vs. CHICAGO</b>				
(Islanders win series 4-0)				
APR. 16	NYI 6 vs. CHI 2	W		
APR. 18	NYI 1 vs. CHI 0	W OT		
APR. 20	NYI 4 at CHI 0	W		
APR. 22	NYI 3 at CHI 1	W		

<b>SEMI-FINALS vs. RANGERS</b>				
(Rangers win series 4-2)				
APR. 26	NYI 1 vs. NYR 4	L		
APR. 28	NYI 4 vs. NYR 3	W OT		
MAY 1	NYI 1 at NYR 3	L		
MAY 3	NYI 3 at NYR 2	W OT		
MAY 5	NYI 3 vs. NYR 4	L		
MAY 8	NYI 1 at NYR 2	L		

1980

<b>PRELIMINARY ROUND vs. LOS ANGELES</b>				
(Islanders win series 3-1)				
APR. 8	NYI 8 vs. LA 1	W		
APR. 9	NYI 3 vs. LA 6	L		
APR. 11	NYI 4 at LA 3	W OT		
APR. 12	NYI 6 at LA 0	W		

<b>QUARTER-FINALS vs. BOSTON</b>				
(Islanders win series 4-1)				
APR. 16	NYI 2 at BOS 1	W OT		
APR. 17	NYI 5 at BOS 4	W OT		
APR. 19	NYI 5 vs. BOS 3	W		
APR. 21	NYI 3 vs. BOS 4	L OT		
APR. 22	NYI 4 at BOS 2	W		

<b>SEMI-FINALS vs. BUFFALO</b>				
(Islanders win series 4-2)				
APR. 29	NYI 4 at BUF 1	W		
MAY 1	NYI 2 at BUF 1	W 2OT		
MAY 3	NYI 7 vs. BUF 4	W		
MAY 6	NYI 4 vs. BUF 7	L		
MAY 8	NYI 0 at BUF 2	L		
MAY 10	NYI 5 vs. BUF 2	W		

<b>STANLEY CUP FINALS vs. PHILADELPHIA</b>				
(Islanders win series 4-2)				
MAY 13	NYI 4 at PHI 3	W OT		
MAY 15	NYI 3 at PHI 8	L		
MAY 17	NYI 6 vs. PHI 2	W		
MAY 19	NYI 5 vs. PHI 2	W		
MAY 22	NYI 3 at PHI 6	L		
MAY 24	NYI 5 vs. PHI 4	W OT		

1981

<b>PRELIMINARY ROUND vs. TORONTO</b>				
(Islanders win series 3-0)				
APR. 8	NYI 9 vs. TOR 2	W		
APR. 9	NYI 5 vs. TOR 1	W		
APR. 11	NYI 6 at TOR 1	W		

<b>QUARTER-FINALS vs. EDMONTON</b>				
(Islanders win series 4-2)				
APR. 16	NYI 8 vs. EDM 2	W		
APR. 17	NYI 6 vs. EDM 3	W		
APR. 19	NYI 2 at EDM 5	L		
APR. 20	NYI 5 at EDM 4	W OT		
APR. 22	NYI 3 vs. EDM 4	L		
APR. 24	NYI 5 at EDM 2	W		

<b>SEMI-FINALS vs. RANGERS</b>				
(Islanders win series 4-0)				
APR. 28	NYI 5 vs. NYR 2	W		
APR. 30	NYI 7 vs. NYR 3	W		
MAY 2	NYI 5 at NYR 1	W		
MAY 5	NYI 5 at NYR 2	W		

<b>STANLEY CUP FINALS vs. MINNESOTA</b>				
(Islanders win series 4-1)				
MAY 12	NYI 6 vs. MIN 3	W		
MAY 14	NYI 6 vs. MIN 3	W		
MAY 17	NYI 7 at MIN 5	W		
MAY 19	NYI 2 at MIN 4	L		
MAY 21	NYI 5 vs. MIN 1	W		

1982

<b>PATRICK DIVISION SEMI-FINALS vs. PITTSBURGH</b>				
(Islanders win series 3-2)				
APR. 7	NYI 8 vs. PIT 1	W		
APR. 8	NYI 7 vs. PIT 2	W		
APR. 10	NYI 1 at PIT 2	L OT		
APR. 11	NYI 2 at PIT 5	L		
APR. 13	NYI 4 vs. PIT 3	W OT		

<b>PATRICK DIVISION FINAL vs. RANGERS</b>				
(Islanders win series 4-2)				
APR. 15	NYI 4 vs. NYR 5	L		
APR. 16	NYI 7 vs. NYR 2	W		
APR. 18	NYI 4 at NYR 3	W OT		
APR. 19	NYI 5 at NYR 3	W		
APR. 21	NYI 2 vs. NYR 4	L		
APR. 23	NYI 5 at NYR 3	W		

<b>WALES CONFERENCE FINAL vs. QUEBEC</b>				
(Islanders win series 4-0)				
APR. 27	NYI 4 vs. QUE 1	W		
APR. 29	NYI 5 vs. QUE 2	W		
MAY 1	NYI 5 at QUE 4	W OT		
MAY 4	NYI 4 at QUE 2	W		

<b>STANLEY CUP FINALS vs. VANCOUVER</b>				
(Islanders win series 4-0)				
MAY 8	NYI 6 vs. VAN 5	W OT		
MAY 11	NYI 6 vs. VAN 4	W		
MAY 13	NYI 3 at VAN 0	W		
MAY 16	NYI 3 at VAN 1	W		

1983

<b>PATRICK DIVISION SEMI-FINALS vs. WASHINGTON</b>				
(Islanders win series 3-1)				
APR. 6	NYI 5 vs. WSH 2	W		
APR. 7	NYI 2 vs. WSH 4	L		
APR. 9	NYI 6 at WSH 2	W		
APR. 10	NYI 6 at WSH 3	W		

<b>PATRICK DIVISION FINAL vs. RANGERS</b>				
(Islanders win series 4-2)				
APR. 14	NYI 4 vs. NYR 1	W		
APR. 15	NYI 5 vs. NYR 0	W		
APR. 17	NYI 6 at NYR 7	L		
APR. 18	NYI 1 at NYR 3	L		
APR. 20	NYI 7 vs. NYR 2	W		
APR. 22	NYI 5 at NYR 2	W		

<b>WALES CONFERENCE FINAL vs. BOSTON</b>				
(Islanders win series 4-2)				
APR. 26	NYI 5 at BOS 2	W		
APR. 28	NYI 1 at BOS 4	L		
APR. 30	NYI 7 vs. BOS 3	W		
MAY 3	NYI 8 vs. BOS 3	W		
MAY 5	NYI 1 at BOS 5	L		
MAY 7	NYI 8 vs. BOS 4	W		

<b>STANLEY CUP FINAL vs. EDMONTON</b>				
(Islanders win series 4-0)				
MAY 10	NYI 2 at EDM 0	W		
MAY 12	NYI 6 at EDM 3	W		
MAY 14	NYI 5 vs. EDM 1	W		
MAY 17	NYI 4 vs. EDM 2	W		





## ROUND-BY-ROUND RESULTS continued

2021

### EAST DIVISION FIRST ROUND vs. Pittsburgh

(Islanders win series 4-2)

MAY 16	NYI 4 at PIT 3	W OT
MAY 18	NYI 1 at PIT 2	L
MAY 20	NYI 4 VS. PIT 5	L
MAY 22	NYI 4 vs. PIT 1	W
MAY 24	NYI 3 at PIT 2	W OT
MAY 26	NYI 5 vs. PIT 3	W

### EAST DIVISION SECOND ROUND vs. Boston

(Islanders win series 4-2)

MAY 29	NYI 2 at BOS 5	L
MAY 31	NYI 4 at BOS 3	W OT
JUNE 3	NYI 1 vs. BOS 2	L OT
JUNE 5	NYI 4 vs. BOS 1	W
JUNE 7	NYI 5 at BOS 4	W
JUNE 9	NYI 6 vs. BOS 2	W

### SEMIFINAL ROUND vs. Tampa Bay

(Tampa Bay wins series 4-3)

JUNE 13	NYI 2 at TBL 1	W
JUNE 15	NYI 2 at TBL 4	L
JUNE 17	NYI 1 at TBL 2	L
JUNE 19	NYI 3 vs. TBL 2	W
JUNE 21	NYI 0 at TBL 8	L
JUNE 23	NYI 3 vs. TBL 2	W OT
JUNE 25	NYI 0 at TBL 1	L

2023

### EASTERN CONFERENCE FIRST ROUND vs.

Carolina (Carolina wins series 4-2)

APRIL 17	NYI 1 at CAR 2	L
APRIL 19	NYI 3 at CAR 4	L OT
APRIL 21	NYI 5 vs. CAR 1	W
APRIL 23	NYI 2 vs.. CAR 5	L
APRIL 25	NYI 3 at CAR 2	W
APRIL 28	NYI 1 vs. CAR 3	L OT



## POSTSEASON LEADERS

	PLAYER	GOALS	PLAYER	ASSISTS	PLAYER	POINTS	PLAYER	PIM
1974-75	Parise	8	Drouin	12	Drouin	18	Howatt	59
1975-76	Drouin	6	Potvin	14	Potvin	19	Lewis	44
1976-77	Harris	7	Trottier	8	Harris	14	Howatt	28
1977-78	Nystrom	3	3 Players	3	Bourne	5	Howatt	62
1978-79	Bossy	6	Potvin	7	Potvin	11	Price	25
1979-80	Trottier	12	Trottier	17	Trottier	29	Lane	85
1980-81	Bossy	17	Bossy/Trottier	18	Bossy	35	Trottier	34
1981-82	Bossy	17	Trottier	23	Trottier	29	Lane	61
1982-83	Bossy	17	Bourne	20	Bourne	28	D. Sutter	43
1983-84	Gillies	12	Bossy/B. Sutter	10	Gillies	19	Trottier	49
1984-85	Bossy	5	Tonelli	8	Bossy	11	D. Sutter	47
1985-86	4 Players	1	Bossy	2	Bossy	3	Flatley	21
1986-87	Trottier	8	LaFontaine	7	Trottier	13	Curran	51
1987-88	LaFontaine	4	LaFontaine	5	LaFontaine	9	Diduck	42
1989-90	Flatley	3	Volek	4	B. Sutter/Volek	5	Baumgartner	27
1992-93	Ferraro	13	King	11	Ferraro	20	Pilon	50
1993-94	3 Players	1	6 Players	1	9 Players	1	Vukota	17
2001-02	K. Miller	4	Hamrik	6	3 Players	7	Scatchard	22
2002-03	Yashin	2	3 Players	2	Yashin	4	Wiemer	23
2003-04	Blake	2	Niinimaa/Parrish	2	Niinimaa/Parrish	3	4 Players	6
2006-07	Hunter	3	Smyth/Poti	3	Smyth	4	Robitaille/Zednik	8
2012-13	Tavares/Okposo	3	5 Players	3	Tavares/Streit	5	Hamonic	23
2014-15	Six Players	2	Leddy	5	Tavares	6	Clutterbuck	26
2015-16	Tavares	6	Okposo	6	Tavares	11	Cizikas	16
2018-19	Bailey/Eberle/Nelson	4	Barzal/Eberle	5	Eberle	9	Four Players	8
2019-20	Beauvillier/Nelson	9	Bailey	18	Bailey	20	Martin	28
2020-21	Palmieri/Nelson	7	Pageau	10	Barzal	14	Martin	43
2022-23	Barzal/Nelson/Palmieri	2	Nelson/Palmieri/Pulock	3	Nelson/Palmieri	5	Clutterbuck/Cizikas/Martin	16

	PLAYER	PPG	PLAYER	SHG	PLAYER	GWG	PLAYER	OTG
1974-75	Parise	4	Westfall/Potvin	1	Westfall/Gillies	2	Parise	1
1975-76	Potvin	2	Henning	1	MacMillan	2	None	—
1976-77	Harris/Potvin	2	Westfall	1	Gillies	4	Harris	1
1977-78	3 Players	1	None	—	Nystrom	2	Bossy/Nystrom	1
1978-79	Bossy	2	Henning	1	6 Players	1	3 Players	1
1979-80	Bossy	6	Henning	3	Nystrom	3	Nystrom	2
1980-81	Bossy	9	3 Players	2	Bossy	3	Morrow	1
1981-82	Bossy	6	Carroll	2	Bossy/Gillies	3	4 Players	1
1982-83	Bossy	6	3 Players	1	Bossy	5	None	—
1983-84	Gillies	3	B. Sutter/Kallur	1	Bossy/B. Sutter	3	Kallur/Morrow	1
1984-85	Bossy	2	None	—	B. Sutter	2	None	—
1985-86	LaFontaine	1	None	—	None	—	None	—
1986-87	Trottier	3	None	—	Trottier/LaFontaine	2	LaFontaine	1
1987-88	5 Players	1	3 Players	1	LaFontaine/B. Sutter	1	LaFontaine/B. Sutter	1
1989-90	B. Sutter/Flatley	2	None	—	B. Sutter	1	B. Sutter	1
1992-93	Ferraro	4	Fitzgerald/Hogue	2	Ferraro	2	Ferraro	2
1993-94	Thomas	1	None	—	None	—	None	—
2001-02	3 Players	2	None	—	3 Players	1	None	—
2002-03	3 Players	1	None	—	Scatchard	1	None	—
2003-04	Niinimaa/Kvasha	1	None	—	Niinimaa	1	None	—
2006-07	Bergeron/Sillinger	1	None	—	Bergeron	1	None	—
2012-13	Moulson/Streit	1	Okposo	1	Okposo/Tavares	1	None	—
2014-15	None	—	None	—	3 Players	1	Tavares	1
2015-16	Tavares/Nielsen	2	None	—	Tavares	2	Hickey/Quine/Tavares	1
2018-19	Barzal	2	None	—	Nelson	2	Bailey	1
2019-20	Lee	3	Bailey	1	Beauvillier/Nelson	3	Barzal/Eberle	1
2020-21	Beauvillier/Eberle	2	None	—	Pulock	3	4 Players	1
2022-23	Palmieri	1	Horvat	1	Barzal/Palmieri	1	None	—





## OVERTIME GOALS

### FOR: 40

DATE	PLAYER	ROUND	GAME	OPPONENT	SCORE	TIME
4/11/75	J.P. Parise	PRE	3*	at NY Rangers	4-3	0:11
5/7/75	Jude Drouin	SF	4	Philadelphia	4-3	1:53
5/3/77	Bill Harris	SF	5	at Montreal	4-3	3:58
4/19/78	Mike Bossy	QF	2	Toronto	3-2	2:50
4/25/78	Bob Nystrom	QF	5	Toronto	2-1	8:02
4/18/79	Mike Bossy	QF	2	Chicago	1-0	2:31
4/28/79	Denis Potvin	SF	2	NY Rangers	4-3	8:02
5/3/79	Bob Nystrom	SF	4	at NY Rangers	3-2	3:40
4/11/80	Ken Morrow	PRE	3	at Los Angeles	4-3	6:55
4/16/80	Clark Gillies	QF	1	at Boston	2-1	1:02
4/17/80	Bob Bourne	QF	2	at Boston	5-4	1:24
5/1/80	Bob Nystrom	SF	2	at Buffalo	2-1	21:20 (2OT)
5/13/80	Denis Potvin	F	1	at Philadelphia	4-3	4:07
5/24/80	Bob Nystrom	F	6*	Philadelphia	5-4	7:11
4/20/81	Ken Morrow	QF	4	at Edmonton	5-4	5:41
4/13/82	John Tonelli	PRE	5*	Pittsburgh	4-3	6:19
4/18/82	Bryan Trottier	QF	3	at NY Rangers	4-3	3:00
5/1/82	Wayne Merrick	SF	3	at Quebec	5-4	16:52
5/16/82	Mike Bossy	F	1	Vancouver	6-5	19:58
4/10/84	Ken Morrow	PDSF	5*	NY Rangers	3-2	8:56
4/13/84	Anders Kallur	PDF	2	Washington	5-4	7:35

### AGAINST: 24

DATE	PLAYER	ROUND	GAME	OPPONENT	SCORE	TIME
5/1/75	Bobby Clarke	SF	2	at Philadelphia	5-4	2:56
4/13/76	Danny Gare	QF	2	at Buffalo	3-2	14:04
4/29/78	Lanny McDonald	QF	7*	Toronto	2-1	4:13
4/21/80	Terry O'Reilly	QF	4	Boston	4-3	17:13
4/10/82	Rick Kehoe	PRE	3	at Pittsburgh	2-1	4:14
4/10/85	Alan Haworth	PDSF	1	at Washington	4-3	2:28
4/11/85	Mike Gartner	PDSF	2	at Washington	2-1	21:23 (2OT)
5/18/93	Stephan Lebeau	WCF	2	at Montreal	4-3	26:21 (2OT)
5/20/93	Guy Carbonneau	WCF	3	Montreal	2-1	12:34
4/14/03	Todd White	ECQF	3	Ottawa	3-2	22:25 (2OT)
4/16/04	Martin St. Louis	ECQF	5*	at Tampa Bay	3-2	4:07

DATE	PLAYER	ROUND	GAME	OPPONENT	SCORE	TIME
4/10/84	Ken Morrow	PDSF	5*	NY Rangers	3-2	8:56
4/13/84	Anders Kallur	PDF	2	Washington	5-4	7:35
4/18/87	Pat LaFontaine	PDSF	7*	at Washington	3-2	68:47 (4OT)
4/6/88	Pat LaFontaine	PDSF	1	New Jersey	4-3	6:11
4/10/88	Brent Sutter	PDSF	4	at New Jersey	5-4	15:07
4/9/90	Brent Sutter	PDSF	3	NY Rangers	4-3	20:59 (2OT)
4/20/93	Brian Mullen	PDSF	2	at Washington	5-4	34:50 (2OT)
4/22/93	Ray Ferraro	PDSF	3	Washington	4-3	4:46
4/24/93	Ray Ferraro	PDSF	4	Washington	4-3	25:40 (2OT)
5/14/93	David Volek	PDF	7*	at Pittsburgh	4-3	5:16
4/19/15	John Tavares	1st Rnd	3	vs. Washington	2-1	0:15
4/17/16	Thomas Hickey	1st Rnd	3	vs. Florida	4-3	12:31
4/22/16	Alan Quine	1st Rnd	5	at Florida	2-1	16:00 (2OT)
4/24/16	John Tavares	1st Rnd	6*	vs. Florida	2-1	10:41 (2OT)
4/10/19	Josh Bailey	1st Rnd	1	vs. Pittsburgh	4-3	4:39
8/16/20	Mathew Barzal	1st Rnd	3	vs. Washington	2-1	4:28
9/15/20	Jordan Eberle	ECF	5	at Tampa Bay	2-1	12:30 (2OT)
5/16/21	Kyle Palmieri	1st Rnd	1	at Pittsburgh	4-3	16:30
5/24/21	Josh Bailey	1st Rnd	5	at Pittsburgh	3-2	0:51 (2OT)
5/31/21	Casey Cizikas	2nd Rnd	2	at Boston	4-3	14:48
6/23/21	Anthony Beauvillier	SF	6	vs. Tampa Bay	3-2	1:08

DATE	PLAYER	ROUND	GAME	OPPONENT	SCORE	TIME
5/5/13	Chris Kunitz	ECQF	3	vs. Pittsburgh	5-4	8:44
5/11/13	Brooks Orpik	ECQF	6*	vs. Pittsburgh	4-3	7:49
4/21/15	Niklas Backstrom	1st Rnd	4	vs. Washington	1-2	11:09
5/3/16	Brian Boyle	2nd Rnd	3	vs. Tampa Bay	4-5	2:48
5/6/16	Jason Garrison	2nd Rnd	4	vs. Tampa Bay	1-2	1:34
4/26/19	Jordan Staal	2nd Rnd	1	vs. Carolina	0-1	4:04
8/26/20	Phillipe Myers	2nd Rnd	2	at Philadelphia	3-4	2:41
9/1/20	Scott Laughton	2nd Rnd	5	at Philadelphia	3-4	12:20
9/3/20	Ivan Provorov	2nd Rnd	6	vs. Philadelphia	4-5	15:03 (2OT)
9/17/20	Anthony Cirelli	ECF	6*	vs. Tampa Bay	1-2	13:18
6/3/21	Brad Marchand	2nd Rnd	3	vs. Boston	2-1	3:36
4/19/23	Jesper Fast	1st Rnd	2	at Carolina	4-3	5:03
4/28/23	Paul Stastny	1st Rnd	6*	vs. Carolina	2-1	6:00

\*Decided Series

ECQF . . . Eastern Conference Quarter Finals  
 ECQR . . . Eastern Conference Qualifying Round  
 ECF . . . Eastern Conference Final  
 F . . . Final Round  
 PDF . . . Patrick Division Finals

PDSF . . . Patrick Division Semi-Finals  
 PRE . . . Preliminary Round  
 QF . . . Quarter Finals  
 SF . . . Semi-Final Round  
 WCF . . . Wales Conference Finals



## SHUTOUTS

### FOR: 12

DATE	GOALTENDER	OPPONENT	SCORE
4/26/75	Glenn Resch	at Pittsburgh	1-0
4/18/79	Bill Smith	Chicago	1-0
4/20/79	Glenn Resch	at Chicago	4-0
4/12/80	Bill Smith	at Los Angeles	6-0
5/13/82	Bill Smith	at Vancouver	3-0
4/15/83	Bill Smith	NY Rangers	5-0
5/10/83	Bill Smith	at Edmonton	2-0
4/9/03	Garth Snow	at Ottawa	3-0
4/10/04	Rick DiPietro	at Tampa Bay	3-0
8/20/20	Semyon Varlamov	at Washington	4-0
8/24/20	Semyon Varlamov	at Philadelphia	4-0
9/5/20	Thomas Greiss	at Philadelphia	4-0

### AGAINST: 27

DATE	GOALTENDER	OPPONENT	SCORE
4/29/75	Wayne Stephenson	at Philadelphia	4-0
5/4/75	Bernie Parent	Philadelphia	1-0
4/26/77	Ken Dryden	at Montreal	3-0
4/30/77	Ken Dryden	Montreal	4-0
4/21/78	Mike Palmateer	at Toronto	2-0
5/8/80	Bob Sauve	at Buffalo	2-0
4/5/84	Glen Hanlon	NY Rangers	3-0
4/24/84	Steve Penney	at Montreal	3-0
5/10/84	Grant Fuhr	Edmonton	1-0
4/18/85	Pelle Lindbergh	at Philadelphia	3-0
4/28/85	Pelle Lindbergh	at Philadelphia	1-0
4/11/87	Bob Mason	Washington	2-0
4/9/88	Sean Burke	at New Jersey	3-0
5/4/93	Tom Barrasso	at Pittsburgh	3-0
4/17/94	Mike Richter	at NY Rangers	6-0
4/18/94	Mike Richter	at NY Rangers	6-0
4/20/02	Curtis Joseph	at Toronto	2-0
4/12/03	Patrick Lalime	at Ottawa	3-0
4/8/04	Nikolai Khabibulin	at Tampa Bay	3-0
4/12/04	Nikolai Khabibulin	Tampa Bay	3-0
4/14/04	Nikolai Khabibulin	Tampa Bay	3-0
5/1/13	Marc-Andre Fleury	Pittsburgh	5-0
5/9/13	Tomas Vokoun	Pittsburgh	4-0
5/8/16	Ben Bishop	at Tampa Bay	4-0
4/26/19	Petr Mrazek	vs. Carolina	1-0
6/21/21	Andrei Vasilevskiy	at Tampa Bay	8-0
6/25/21	Andrei Vasilevskiy	at Tampa Bay	1-0

## HAT TRICKS

### FOR: 12

DATE	PLAYER	OPPONENT	GOALTENDER	SCORE
4/23/77	Bill Harris	at Montreal	Ken Dryden	3-4
4/16/79	Mike Bossy	Chicago	Tony Esposito	6-2
4/8/80	Bryan Trottier	Los Angeles	Doug Keans	8-1
4/9/81	Bryan Trottier	Toronto	Michel Larocque	5-1
4/17/81	Denis Potvin	Edmonton	Andy Moog	6-3
5/17/81	Butch Goring	at Minnesota	Gilles Meloche	7-5
5/8/82	Mike Bossy	Vancouver	Richard Brodeur	6-5
4/10/83	Mike Bossy	at Washington	Al Jensen (2)	6-3
			Pat Riggan (1)	
4/15/83	Duane Sutter	NY Rangers	Glen Hanlon	5-0
5/3/83	Mike Bossy	Boston	Pete Peeters	8-3
5/7/83	Mike Bossy(4)	Boston	Pete Peeters	8-4
5/12/84	Clark Gillies	Edmonton	Grant Fuhr	6-1
4/26/93	Ray Ferraro(4)	at Washington	Don Beaupre	4-6

## PENALTY SHOTS

### FOR: 3

DATE	PLAYER	OPPONENT	GOALTENDER	RESULT
4/9/83	Denis Potvin	at Washington	Pat Riggan	Failed
4/5/90	Randy Wood	at NY Rangers	Mike Richter	Failed
4/24/02	Shawn Bates	Toronto	Curtis Joseph	Scored

### AGAINST: 5

DATE	PLAYER	OPPONENT	GOALTENDER	RESULT
5/7/75	Bill Barber	Philadelphia	Glenn Resch	Failed
4/20/79	Mike Walton	at Chicago	Glenn Resch	Failed
5/1/84	Mats Naslund	Montreal	Bill Smith	Failed
4/14/85	Bob Carpenter	Washington	Bill Smith	Failed
4/22/16	Aleksander Barkov	Florida	Thomas Greiss	Failed





## TEAM PLAYOFF RECORDS

### YEAR

<b>Most Victories:</b> . . . . .15 . . . . . (4 times) 1980, 81, 82, 83
<b>Most Goals:</b> . . . . .97 . . . . . 1981
<b>Most Goals Against:</b> . . . . .66 . . . . . 1980
<b>Most Assists:</b> . . . . .155 . . . . . 1981
<b>Most Points:</b> . . . . .252 . . . . . 1981
<b>Most Power Play Goals:</b> . . . . .31 . . . . . 1981
<b>Most Shorthanded Goals:</b> . . . . .9 . . . . . 1981
<b>Most Penalty Minutes:</b> . . . . .550 . . . . . 1980
<b>Most Shutouts:</b> . . . . .3 . . . . . 2020
<b>Most Times Shutout:</b> . . . . .3 . . . . . (2 times) 1984, 2004
<b>Longest Winning Streak:</b> . . . . .9 . . . . . 1982
<b>Longest Losing Streak:</b> . . . . .4 . . . . . (4 times) 1994, 2003, 2016, . . . . . 2019

### SERIES

#### Most Goals For:

<b>2-Game Series:</b> . . . . .8
vs. Vancouver 1976 Prelims.
<b>3-Game Series:</b> . . . . .20
vs. Toronto 1981 Prelims.
<b>4-Game Series:</b> . . . . .22
vs. NY Rangers 1981 Semis
<b>5-Game Series:</b> . . . . .26
vs. Minnesota 1981 Finals
<b>6-Game Series:</b> . . . . .30
vs. Boston 1983 WCF
<b>7-Game Series:</b> . . . . .24
(twice) vs. Philadelphia, 2020 Second Round
vs. Pittsburgh 1993 PDF

#### Most Goals Against:

<b>2-Game Series:</b> . . . . .4
vs. Vancouver 1976 PRE
<b>3-Game Series:</b> . . . . .13
vs. NY Rangers 1975 PRE
<b>4-Game Series:</b> . . . . .22
vs. NY Rangers 1994 ECQF
<b>5-Game Series:</b> . . . . .22
vs. NY Rangers 1990 PDSF
<b>6-Game Series:</b> . . . . .25
(twice) vs. Philadelphia 1980 Finals
vs. Pittsburgh 2013 ECQF
<b>7-Game Series:</b> . . . . .27
vs. Pittsburgh 1993 PDF

#### Most Goals, Both Clubs:

<b>2-Game Series:</b> . . . . .12
vs. Vancouver (4) 1976 PRE
<b>3-Game Series:</b> . . . . .24
vs. Toronto (4) 1981 PRE
<b>4-Game Series:</b> . . . . .31
vs. Los Angeles (10) 1980 PRE
<b>5-Game Series:</b> . . . . .42
vs. Minnesota (16) 1981 Finals
<b>6-Game Series:</b> . . . . .51
(Twice) vs. Boston (21) 1983 WCF
vs. Philadelphia (25) 1980 Finals
<b>7-Game Series:</b> . . . . .51
vs. Pittsburgh (27) 1993 PDF

#### Fewest Goals For:

<b>2-Game Series:</b> . . . . .7
vs. Chicago 1977 PRE
<b>3-Game Series:</b> . . . . .4
vs. Washington 1986 PDSF
<b>4-Game Series:</b> . . . . .3
vs. NY Rangers 1994 ECQF
<b>5-Game Series:</b> . . . . .5
vs. Tampa Bay 2004 ECQF
<b>6-Game Series:</b> . . . . .12
vs. Tampa Bay, 2020 Eastern Conference Final
<b>7-Game Series:</b> . . . . .11
vs. Tampa Bay 2021 Stanley Cup Semifinal

#### Fewest Goals Against:

<b>2-Game Series:</b> . . . . .3
vs. Chicago 1977 PRE
<b>3-Game Series:</b> . . . . .4
vs. Toronto 1981 PRE
<b>4-Game Series:</b> . . . . .3
vs. Chicago 1979 Quarters
<b>5-Game Series:</b> . . . . .8
vs. Washington, 2020 First Round
<b>6-Game Series:</b> . . . . .12
vs. Montreal 1984 WCF
<b>7-Game Series:</b> . . . . .16
(twice) vs. Toronto 1978 QF
vs. Washington 2015 First Round

<b>Most Power Play Goals:</b> . . . . .15
vs. Philadelphia 1980 Finals

<b>Most Power Play Goals Against:</b> . . . . .10
(twice) vs. NY Rangers 1990 PDSF
vs. New Jersey 1988 PDSF

<b>Most Power Play Goals, Both Clubs:</b> . . . . .**21
(twice) vs. Edmonton (8) 1981 QF
vs. Philadelphia (6) 1980 Finals

<b>Fewest Power Play Goals:</b> . . . . .0
vs. Washington (7) 2015 First Round
vs. Philadelphia (7) 2020 SF

<b>Most Shorthanded Goals:</b> . . . . .4
vs. Pittsburgh 1993 PDF

<b>Most Shorthanded Goals Against:</b> . . . . .3
vs. New Jersey 1988 SF

<b>Most Penalty Minutes:</b> . . . . .252
vs. New Jersey 1988 SF

<b>Most Penalty Minutes, Opposition:</b> . . . . .237
vs. New Jersey 1988 SF

<b>Most Shutouts:</b> . . . . .2
vs. Chicago 1979 QF
vs. Philadelphia 2020 SF

<b>Most Times Shutout:</b> . . . . .3
vs. Tampa Bay 2004 Quarters

<b>Most Overtime Games:</b> . . . . .3
vs. Philadelphia 2020 SF
vs. Florida 2016 First Round
vs. Washington 1993 PDSF
vs. Boston 1980 QF
vs. Toronto 1978 QF

<b>Most Overtime Victories:</b> . . . . .3
vs. Washington 1993 PDSF
vs. Florida 2016 First Round

<b>Most Consecutive Series Won:</b> . . . . .*19
1980 Prelims thru 1984 WCF

### GAME:

<b>Most Goals:</b> . . . . .9
vs. Toronto, 4/8/81

<b>Most Goals Against:</b> . . . . .8
at Tampa Bay, 6/21/21;
at Tampa Bay, 9/7/20;
at Philadelphia, 5/15/80;
vs. NY Rangers, 4/10/75

<b>Most Goals, Both Clubs:</b> . . . . .13
at NY Rangers (7), 4/17/83

<b>Most Power Play Goals:</b> . . . . .**5
vs. Philadelphia, 5/17/80

<b>Most Power Play Goals Against:</b> . . . . .4
at New Jersey, 4/14/88;
vs. Washington, 4/13/84

<b>Most Power Play Goals, Both Clubs:</b> . . . . .6
vs. Edmonton (2), 4/17/81

<b>Most Shorthanded Goals:</b> . . . . .**3
at NY Rangers, 4/17/83

<b>Most Shorthanded Goals, Both Clubs:</b> . . . . .**4
at NY Rangers, 4/17/83

<b>Most Penalty Minutes:</b> . . . . .128
at Boston, 4/17/80

<b>Most Penalty Minutes, Opposition:</b> . . . . .126
at Boston, 4/17/80

<b>Most Penalty Minutes, Both Clubs:</b> . . . . .254
at Boston (126), 4/17/80

<b>Most Shots: (Excluding overtime)</b> . . . . .47
vs. NY Rangers, 4/15/83;
vs. Pittsburgh, 4/17/75

<b>Most Shots Against: (Excluding overtime)</b> . . . . .48
at Buffalo, 4/15/77

### PERIOD

<b>Most Goals:</b> . . . . .5
(3 times) vs. Boston, 5/3/83; at Toronto, 4/11/81;
vs. Los Angeles, 4/8/80

<b>Most Goals Against:</b> . . . . .4
(10 times) Most Recent: at NY Rangers, 4/18/94;
at NY Rangers, 4/17/94

<b>Most Goals, Both Clubs:</b> . . . . .8
vs. Pittsburgh (4), 5/8/93

<b>Most Power Play Goals:</b> . . . . .3
vs. Edmonton, 4/17/81; at Philadelphia, 5/17/80

<b>Most Power Play Goals Against:</b> . . . . .2
(20 times) Most Recent: vs. Pittsburgh, 5/5/13

<b>Most Power Play Goals, Both Clubs:</b> . . . . .4
vs. Edmonton (1), 4/17/81

<b>Most Shorthanded Goals:</b> . . . . .**2
(Four times) at New Jersey, 4/14/88; at NY Rangers, 4/17/83;
vs. Minnesota, 5/12/81; vs. Los Angeles, 4/8/80

<b>Most Shorthanded Goals Against:</b> . . . . .**2
at Philadelphia, 5/2/87; vs. Los Angeles, 4/9/80

<b>Most Penalty Minutes:</b> . . . . .124
at Boston, 4/17/80

<b>Most Penalty Minutes, Opposition:</b> . . . . .124
at Boston, 4/17/80

<b>Most Penalty Minutes, Both Clubs:</b> . . . . .*248
at Boston, 4/17/80

<b>Most Shots:</b> . . . . .27
vs. Philadelphia, 4/23/85

<b>Most Shots Against:</b> . . . . .22
at Buffalo, 4/15/77

<b>Fewest Shots:</b> . . . . .1
at Philadelphia, 8/26/20

<b>Fewest Shots Against:</b> . . . . .2
vs. Boston, 5/3/83

<b>Fastest Goal, Start of Period:</b> . . . . .0:09
(3rd Period) at Buffalo, 4/15/77 by Clark Gillies

<b>Fastest Two Goals:</b> . . . . .0:11
vs. Boston, 6/9/21 by Cal Clutterbuck and Ryan Pulock

<b>Fastest Two Goals, One Player, Start of Period:</b> . . . . .*0:35
at Edmonton, 5/18/84 by Pat Lafontaine

<b>Fastest Three Goals:</b> . . . . .1:34
vs. Carolina 4/21/23 by Matt Martin, Scott Mayfield, Anders Lee

<b>Fastest Four Goals:</b> . . . . .2:18
vs. Carolina 4/21/23 by Palmieri, Martin, Mayfield and Lee*

\* NHL Record  
\*\* Ties NHL Record



## INDIVIDUAL PLAYOFF RECORDS

### CAREER:

<b>Most Games Played:</b> . . . . .	185
Denis Potvin, 1975-88	
<b>Most Points:</b> . . . . .	168
Bryan Trottier, 1976-90	
<b>Most Goals:</b> . . . . .	85
Mike Bossy, 1977-87	
<b>Most Assists:</b> . . . . .	109
Denis Potvin, 1975-88	
<b>Most Penalty Minutes:</b> . . . . .	321
Duane Sutter, 1980-87	
<b>Most Game-Winning Goals:</b> . . . . .	17
Mike Bossy, 1977-87	
<b>Most Overtime Goals:</b> . . . . .	4
Bob Nystrom, 1975-85	
<b>Most Power Play Goals:</b> . . . . .	35
Mike Bossy, 1977-87	
<b>Most Shorthanded Goals:</b> . . . . .	5
Anders Kallur, 1980-85; Lorne Henning, 1975-81; Bob Bourne, 1975-86	
<b>Most Hat Tricks:</b> . . . . .	5
Mike Bossy, 1977-87	
<b>Most Games Played, Goalie:</b> . . . . .	132
Bill Smith, 1975-87	
<b>Most Minutes Played, Goalie:</b> . . . . .	7,645
Bill Smith, 1975-87	
<b>Most Shutouts:</b> . . . . .	5
Bill Smith, 1975-87	
<b>Most Consecutive Starts:</b> . . . . .	33
Bill Smith, 1983 thru 1985	
<b>YEAR</b>	
<b>Most Goals:</b> . . . . .	17
Mike Bossy, 1981, 82, 83	
<b>Most Goals, Playoffs &amp; Regular Season:</b> . . . . .	85
Mike Bossy, 1981	
<b>Most Goals, Rookie:</b> . . . . .	9
Patrick Flatley, 1984	
<b>Most Assists:</b> . . . . .	23
Bryan Trottier, 1982	
<b>Most Points:</b> . . . . .	35
Mike Bossy, 1981, (17-18-35)	
<b>Most Points, Rookie:</b> . . . . .	15
Patrick Flatley, 1984, (9-6-15)	
<b>Most Points, Defenseman:</b> . . . . .	25
Denis Potvin, 1981, (8-17-25)	
<b>Most Penalty Minutes:</b> . . . . .	85
Gord Lane, 1980	
<b>Most Power Play Goals:</b> . . . . .	**9
Mike Bossy, 1981	
<b>Most Shorthanded Goals:</b> . . . . .	**3
Lorne Henning, 1980	
<b>Most Game-Winning Goals:</b> . . . . .	5
Mike Bossy, 1983	
<b>Most Game-Winning Goal, Defenseman:</b> . . . . .	3
Ryan Pullock, 2021	
<b>Most Overtime Goals:</b> . . . . .	2
Ray Ferraro, 1993, Bob Nystrom, 1980	

<b>Most Three-or-More Goal Games:</b> . . . . .	3
Mike Bossy, 1983	
<b>Most Goals, Defenseman:</b> . . . . .	8
Denis Potvin, 1981 & 1983	
<b>Longest Consecutive Scoring Streak, More Than One Year:</b> . . . . .	*27
Bryan Trottier, (16-26-42), 1980 (7gp), 1981 (18gp), 1982 (2gp)	
<b>Longest Consec. Scoring Streak, One Playoff Year:</b> . . . . .	*18
Bryan Trottier, (11-18-29), 1981	
<b>Most Minutes Played, Goal:</b> . . . . .	1232
Semyon Varlamov, 2020	
<b>Most Games Played, Goal:</b> . . . . .	21
Bill Smith, 1983	
<b>Most Wins by a Goaltender:</b> . . . . .	15
Bill Smith (18 GP) 1982, Bill Smith (20 GP) 1980	
<b>Most Consecutive Starts, Goal:</b> . . . . .	21
Bill Smith, 1984	
<b>SERIES</b>	
<b>Most Points:</b> . . . . .	13
Mike Bossy vs. Boston, 1983	
<b>Most Goals:</b> . . . . .	9
Mike Bossy vs. Boston, 1983	
<b>Most Goals, Final Series:</b> . . . . .	7
Mike Bossy vs. Vancouver, 1982	
<b>Most Three-or-More Goal Games:</b> . . . . .	2
Mike Bossy vs. Boston, 1983	
<b>Most Game-Winning Goals:</b> . . . . .	*4
Mike Bossy vs. Boston, 1983	
<b>Most Power Play Goals:</b> . . . . .	5
Denis Potvin vs. Edmonton, 1981	
<b>Most Shorthanded Goals:</b> . . . . .	2
Bryan Trottier vs. Los Angeles, 1980 Butch Goring vs. NY Rangers, 1981 Tom Fitzgerald vs. Pittsburgh, 1993	
<b>Most Assists:</b> . . . . .	10
Bob Bourne vs. Rangers, 1983	
<b>Most Penalty Minutes:</b> . . . . .	.62
Garry Howatt vs. Toronto, 1978	
<b>Most Shutouts:</b> . . . . .	1
Bill Smith (5 x), 1979, 1980, 1982, 1983 (X2) Glenn Resch (2 x), 1975, 1979; Garth Snow, 2003; Rick DiPietro, 2004 Thomas Greiss, 2020; Semyon Varlamov, 2020	
<b>Lowest Goals Against Average:</b> . . . . .	.049
Bill Smith vs. Chicago, 1979	
<b>Most OT Wins:</b> . . . . .	3
Thomas Greiss (2016), Glenn Healy (1993)	
<b>Most Points, Opponent:</b> . . . . .	.11
Evgeni Malkin (Pittsburgh), 2013	
<b>Most Goals, Opponent:</b> . . . . .	7
Dale Hunter (Washington), 1993; John MacLean (New Jersey), 1988	
<b>Most Assists, Opponent:</b> . . . . .	9
Nikita Kucherov (Tampa Bay), 2021; Evgeni Malkin (Pittsburgh), 2013	
<b>Most Penalty Minutes, Opponent:</b> . . . . .	.57
Dave Schultz (Philadelphia), 1975	

### GAME

<b>Most Points:</b> . . . . .	5
Denis Potvin vs. Edmonton, 4/17/81; Bryan Trottier vs. Toronto, 4/8/81	
<b>Most Goals:</b> . . . . .	4
Ray Ferraro at Washington, 4/26/93; Mike Bossy vs. Boston, 5/7/83	
<b>Most Assists:</b> . . . . .	4
Duane Sutter at Edmonton, 5/12/83	
<b>Most Power Play Goals:</b> . . . . .	**3
Denis Potvin vs. Edmonton, 4/17/81	
<b>Most Shorthanded Goals:</b> . . . . .	**2
Bryan Trottier vs. Los Angeles, 4/8/80; Tom Fitzgerald vs. Pittsburgh, 5/8/93	
<b>Most Goals, Defenseman:</b> . . . . .	3
Denis Potvin vs. Edmonton, 4/17/81	
<b>Most Goals, Rookie:</b> . . . . .	2
4 Times, Most Recent: Shane Prince vs. Tampa Bay, 4/27/16	
<b>Most Penalty Minutes:</b> . . . . .	.32
Garry Howatt at Boston, 4/17/80	
<b>Fastest Two Goals:</b> . . . . .	.0:22
Pat LaFontaine at Edmonton, 5/19/84	
<b>Most Points, Opponent:</b> . . . . .	5
Brayden Point (Tampa Bay), 9/7/2020; Nikita Kucherov (Tampa Bay), 9/7/2020	
<b>Most Assists, Opponent:</b> . . . . .	4
John MacLean (New Jersey), 4/14/88; Brad Maxwell (Minnesota), 5/19/81; Nikita Kucherov (Tampa Bay), 9/7/20	
<b>Most Penalty Minutes, Opponent:</b> . . . . .	.31
Terry O'Reilly (Boston), 1980	
<b>Most Saves (without overtime):</b> . . . . .	.45
Bill Smith at Buffalo, 4/15/77, 4-3 win	
<b>Most Saves (with overtime):</b> . . . . .	.73
Kelly Hrudey at Washington, 4/18/87; 3-2 win (4 OT), 4/19/87	
<b>PERIOD</b>	
<b>Most Points:</b> . . . . .	3
(19 times) Most Recent: Ray Ferraro at Washington, 4/26/93; Pat LaFontaine & Mikko Makela vs. Washington, 4/16/87	
<b>Most Goals:</b> . . . . .	3
Ray Ferraro at Washington, 4/26/93; Mike Bossy vs. Boston, 5/7/83	
<b>Most Goals, Rookie:</b> . . . . .	2
4 Times, Most Recent: Shane Prince vs. Tampa Bay, 4/27/16	
<b>Most Assists:</b> . . . . .	3
Bob Bourne vs. NY Rangers, 4/14/83; J.P. Parise vs. Pittsburgh, 4/17/75	
<b>Most Power Play Goals:</b> . . . . .	2
Mike Bossy at Vancouver, 5/16/82; Denis Potvin vs. Edmonton, 4/17/81	
<b>Most Shorthanded Goals:</b> . . . . .	**2
Bryan Trottier vs. Los Angeles, 4/8/80	

\* NHL Record

\*\* Ties NHL Record



## ALL-TIME PLAYOFF SCORING

PLAYER	GP	G	A	PTS	PIM	PPG	SHG	GWG	OTG
Bryan Trottier	175	64	104	168	220	18	4	10	1
Denis Potvin	185	56	109	165	253	28	2	7	2
Mike Bossy	129	85	75	160	38	35	0	17	3
Clark Gillies	159	47	46	93	262	12	0	12	1
Bob Bourne	129	38	54	92	108	11	5	5	1
Bob Nystrom	157	39	44	83	236	2	0	7	4
John Tonelli	113	28	55	83	113	1	0	5	1
Butch Goring	99	28	40	68	26	7	2	5	0
Brent Sutter	88	25	34	59	120	7	2	7	2
Stefan Persson	102	7	50	57	69	6	0	0	0
Duane Sutter	120	22	30	52	321	2	0	3	0
Josh Bailey	71	16	34	50	6	3	1	3	2
<b>Brock Nelson</b>	<b>73</b>	<b>25</b>	<b>21</b>	<b>46</b>	<b>30</b>	<b>3</b>	<b>0</b>	<b>7</b>	<b>0</b>
Wayne Merrick	95	18	28	46	28	0	0	3	1
Jude Drouin	47	17	27	44	17	3	0	2	1
<b>Mathew Barzal</b>	<b>55</b>	<b>15</b>	<b>25</b>	<b>40</b>	<b>39</b>	<b>4</b>	<b>0</b>	<b>3</b>	<b>1</b>
Pat LaFontaine	50	14	22	36	30	3	0	3	2
Anders Kallur	78	12	23	35	32	1	5	1	1
Tomas Jonsson	76	9	26	35	91	5	0	0	0
Billy Harris	59	17	17	34	44	6	0	3	1
J.P. Parise	41	16	18	34	38	6	0	1	1
Jordan Eberle	49	13	21	34	16	4	0	3	1
Patrick Flatley	59	18	15	33	61	3	0	2	0
Ken Morrow	127	11	22	33	97	0	0	3	3
Anthony Beauvillier	49	15	14	29	14	4	0	4	1
Ed Westfall	45	9	20	29	12	3	2	3	0
Garry Howatt	87	12	14	26	289	0	0	3	0
Mike McEwen	44	9	17	26	28	6	0	0	0
<b>Jean-Gabriel Pageau</b>	<b>47</b>	<b>11</b>	<b>14</b>	<b>25</b>	<b>27</b>	<b>1</b>	<b>0</b>	<b>0</b>	<b>0</b>
<b>Ryan Pulock</b>	<b>61</b>	<b>8</b>	<b>16</b>	<b>24</b>	<b>20</b>	<b>3</b>	<b>0</b>	<b>3</b>	<b>0</b>
Nick Leddy	67	5	18	23	2	1	0	0	0
John Tavares	24	11	11	22	12	2	0	4	2
Ray Ferraro	22	14	7	21	24	4	1	2	2
Greg Gilbert	51	9	10	19	76	2	0	1	0
<b>Cal Clutterbuck</b>	<b>71</b>	<b>11</b>	<b>7</b>	<b>18</b>	<b>86</b>	<b>0</b>	<b>0</b>	<b>0</b>	<b>0</b>
Steve Thomas	22	10	8	18	45	2	0	1	0
<b>Casey Cizikas</b>	<b>75</b>	<b>6</b>	<b>12</b>	<b>18</b>	<b>60</b>	<b>0</b>	<b>0</b>	<b>1</b>	<b>1</b>
Billy Carroll	62	6	12	18	14	0	4	1	0
Dave Langevin	82	2	16	18	97	0	0	1	0
<b>Anders Lee</b>	<b>41</b>	<b>9</b>	<b>8</b>	<b>17</b>	<b>42</b>	<b>3</b>	<b>0</b>	<b>0</b>	<b>0</b>
Gord Lane	75	3	14	17	214	0	0	1	0
Derek King	31	3	14	17	20	0	0	1	0
<b>Scott Mayfield</b>	<b>57</b>	<b>4</b>	<b>12</b>	<b>16</b>	<b>47</b>	<b>0</b>	<b>0</b>	<b>1</b>	<b>0</b>
Kyle Okposo	24	7	8	15	11	1	1	1	0
Devon Toews	30	3	12	15	6	1	0	0	0
<b>Kyle Palmieri</b>	<b>25</b>	<b>9</b>	<b>5</b>	<b>14</b>	<b>14</b>	<b>2</b>	<b>0</b>	<b>2</b>	<b>1</b>
Lorne Henning	81	7	7	14	8	1	5	1	0
Pierre Turgeon	15	6	8	14	0	1	0	0	0
<b>Adam Pelech</b>	<b>54</b>	<b>3</b>	<b>11</b>	<b>14</b>	<b>29</b>	<b>0</b>	<b>0</b>	<b>0</b>	<b>0</b>
Benoit Hogue	22	6	7	13	35	0	2	1	0
Andre St. Laurent	40	4	9	13	27	1	0	1	0
Bob Lorimer	49	3	10	13	83	0	0	1	0
Bert Marshall	43	3	10	13	43	0	0	1	0
Alexei Yashin	22	5	7	12	4	1	0	0	0
Gerry Hart	58	3	9	12	115	0	0	1	0
<b>Matt Martin</b>	<b>79</b>	<b>8</b>	<b>3</b>	<b>11</b>	<b>125</b>	<b>0</b>	<b>0</b>	<b>1</b>	<b>0</b>
Jean Potvin	39	2	9	11	17	0	0	0	0
Mikko Makela	17	3	8	11	14	2	0	1	0
David Volek	15	5	5	10	2	0	0	1	1
Frans Nielsen	24	4	6	10	2	2	0	0	0
Adrian Aucoin	17	3	7	10	14	2	0	0	0
Dave Lewis	59	1	9	10	91	0	0	0	0
Paul Boutilier	36	1	9	10	30	0	0	1	0
Roman Hamrlik	17	1	9	10	10	0	0	0	0
Bill MacMillan	42	6	3	9	38	0	0	4	0



## ALL-TIME PLAYOFF SCORING

PLAYER	GP	G	A	PTS	PIM	PPG	SHG	GWG	OTG
Vladimir Malakhov	21	3	6	9	18	1	0	0	0
Hector Marini	10	3	6	9	14	0	0	0	0
<b>Noah Dobson</b>	<b>26</b>	<b>0</b>	<b>9</b>	<b>9</b>	<b>2</b>	<b>0</b>	<b>0</b>	<b>0</b>	<b>0</b>
Brad Lauer	15	5	3	8	18	0	0	0	0
Ralph Stewart	19	4	4	8	2	2	0	0	0
Tom Fitzgerald	22	3	5	8	22	0	2	0	0
Ryan Strome	15	3	5	8	4	0	0	2	0
Leo Komarov	44	2	6	8	26	0	0	1	0
Derick Brassard	18	2	6	8	6	0	0	0	0
Mike Kaszycki	17	2	6	8	8	0	0	0	0
Jeff Norton	17	2	6	8	34	1	0	0	0
Mark Parrish	17	4	3	7	10	3	0	0	0
Alan Kerr	29	3	4	7	53	1	0	0	0
Randy Wood	23	3	4	7	24	0	0	1	0
Jason Blake	21	3	4	7	19	0	0	0	0
Brian Mullen	18	3	4	7	2	0	0	1	1
Shawn Bates	17	3	4	7	15	2	0	1	0
Uwe Krupp	22	1	6	7	16	0	0	0	0
Dennis Vaske	22	0	7	7	16	0	0	0	0
Kip Miller	7	4	2	6	2	2	0	1	0
Brad Dalgarno	27	2	4	6	37	0	0	0	0
Steve Konroyd	23	2	4	6	20	0	1	0	0
Nikolay Kulemin	18	2	4	6	4	1	0	1	0
Gord Dineen	29	1	5	6	60	0	0	0	0
Thomas Hickey	24	1	5	6	12	0	0	1	1
Ken Leiter	15	0	6	6	8	0	0	0	0
Trent Hunter	14	4	1	5	6	0	0	0	0
Andy Greene	40	2	3	5	20	0	0	1	0
Mariusz Czerkawski	12	2	3	5	4	1	0	0	0
Mark Streit	6	2	3	5	4	1	0	0	0
Bob Bassen	23	1	4	5	44	0	0	0	0
Rich Kromm	22	1	4	5	9	0	0	0	0
Alan Quine	10	1	4	5	2	1	0	1	1
Michael Grabner	8	1	4	5	2	0	0	0	0
Darius Kasparaitis	22	0	5	5	39	0	0	0	0
Travis Green	16	3	1	4	8	0	0	1	0
Shane Prince	11	3	1	4	0	0	0	0	0
Dave Scatchard	17	2	2	4	34	0	0	1	0
Alex McKendry	6	2	2	4	0	0	0	0	0
Travis Hamonic	17	1	3	4	31	0	0	0	0
Kenny Jonsson	15	1	3	4	6	1	0	0	0
Janne Niinimaa	10	1	3	4	14	1	0	1	0
Randy Robitaille	10	1	3	4	2	1	0	0	0
Ryan Smyth	5	1	3	4	4	0	0	0	0
Glenn Healy	22	0	4	4	0	0	0	0	0
Tom Kuhnhackl	11	0	4	4	2	0	0	0	0
Lubomir Visnovsky	10	0	4	4	2	0	0	0	0
Valtteri Filppula	8	0	4	4	0	2	0	0	0
Darren Van Impe	7	0	4	4	8	0	0	0	0
Colin McDonald	8	2	1	3	4	0	0	0	0
Matt Moulson	6	2	1	3	10	1	0	0	0
Oleg Kvasha	17	1	2	3	8	1	0	0	0
Miroslav Satan	5	1	2	3	0	0	0	0	0
<b>Oliver Wahlstrom</b>	<b>5</b>	<b>1</b>	<b>2</b>	<b>3</b>	<b>8</b>	<b>1</b>	<b>0</b>	<b>0</b>	<b>0</b>
Johnny Boychuk	25	0	3	3	6	0	0	0	0
Pat Price	22	0	3	3	29	0	0	0	0
Claude Loiselle	18	0	3	3	10	0	0	0	0
Calvin de Haan	16	0	3	3	4	0	0	0	0
Roger Kortko	10	0	3	3	17	0	0	0	0
<b>Pierre Engvall</b>	<b>6</b>	<b>1</b>	<b>1</b>	<b>2</b>	<b>0</b>	<b>0</b>	<b>0</b>	<b>0</b>	<b>0</b>
<b>Bo Horvat</b>	<b>6</b>	<b>1</b>	<b>1</b>	<b>2</b>	<b>0</b>	<b>0</b>	<b>1</b>	<b>0</b>	<b>0</b>
Keith Aucoin	6	0	3	3	10	0	0	0	0
Brad Boyes	6	0	3	3	2	0	0	0	0
Tom Poti	5	0	3	3	6	0	0	0	0
Gerald Diduck	25	1	1	2	89	1	0	0	0



## ALL-TIME PLAYOFF SCORING continued

PLAYER	GP	G	A	PTS	PIM	PPG	SHG	GWG	OTG
Arron Asham	15	1	1	2	20	0	0	0	0
Travis Zajac	14	1	1	2	6	0	0	0	0
Marc-Andre Bergeron	5	1	1	2	6	1	0	1	0
Chris Campoli	5	1	1	2	2	0	0	0	0
Bruno Gervais	5	1	1	2	2	0	0	0	0
Mike Sillinger	5	1	1	2	2	1	0	0	0
Brad Isbister	3	1	1	2	17	1	0	1	0
Wayne McBean	2	1	1	2	0	0	0	0	0
Bill Smith	132	0	2	2	89	0	0	0	0
Dave Fortier	20	0	2	2	33	0	0	0	0
Tom Kurvers	15	0	2	2	8	0	0	0	0
Jeff Finley	6	0	2	2	4	0	0	0	0
Viktor Kozlov	5	0	2	2	2	0	0	0	0
Gary Nylund	5	0	2	2	17	0	0	0	0
Derek Laxdal	1	0	2	2	2	0	0	0	0
Michael Peca	15	1	0	1	12	0	0	0	0
Mats Hallin	14	1	0	1	13	0	0	1	0
Dale Henry	14	1	0	1	19	0	1	0	0
Brian Strait	13	1	0	1	16	0	0	0	0
Marek Zidlicky	5	0	1	1	4	0	0	0	0
Hubie McDonough	5	1	0	1	4	0	0	0	0
Rob DiMaio	1	1	0	1	4	0	0	0	0
Dan Plante	11	1	0	1	2	0	0	0	0
Radek Martinek	11	0	1	1	4	0	0	0	0
Randy Boyd	7	0	1	1	8	0	0	0	0
Marty McInnis	7	0	1	1	0	0	0	0	0
Doug Crossman	5	0	1	1	6	0	0	0	0
Richard Park	5	0	1	1	2	0	0	0	0
Brendan Witt	5	0	1	1	6	0	0	0	0
Matt Carkner	4	0	1	1	2	0	0	0	0
Steve Junker	3	0	1	1	0	0	0	0	0
<b>Sebastian Aho</b>	<b>6</b>	<b>0</b>	<b>1</b>	<b>1</b>	<b>2</b>	<b>0</b>	<b>0</b>	<b>0</b>	<b>0</b>
David Ullstrom	3	0	1	1	0	0	0	0	0
Eric Godard	2	0	1	1	4	0	0	0	0
Rod Dallman	1	0	1	1	0	0	0	0	0
Dave Salvian	1	0	1	1	2	0	0	0	0
Glenn Resch	38	0	0	0	4	0	0	0	0
Mick Vukota	22	0	0	0	73	0	0	0	0
Kelly Hrudey	27	0	0	0	6	0	0	0	0
Roland Melanson	17	0	0	0	2	0	0	0	0
Rich Pilon	15	0	0	0	50	0	0	0	0
Steve Webb	14	0	0	0	28	0	0	0	0
Eric Cairns	13	0	0	0	28	0	0	0	0
Brian Curran	8	0	0	0	51	0	0	0	0
Mark Fitzpatrick	7	0	0	0	21	0	0	0	0
Claude Lapointe	7	0	0	0	14	0	0	0	0
Chris Osgood	7	0	0	0	4	0	0	0	0
Ari Haanpaa	6	0	0	0	10	0	0	0	0
Steve Bernier	6	0	0	0	0	0	0	0	0
<b>Ross Johnston</b>	<b>5</b>	<b>0</b>	<b>0</b>	<b>0</b>	<b>12</b>	<b>0</b>	<b>0</b>	<b>0</b>	<b>0</b>
Don Maloney	5	0	0	0	2	0	0	0	0
Dick Tarnstrom	5	0	0	0	2	0	0	0	0
Mattias Weinhandl	5	0	0	0	2	0	0	0	0
Jason Wiemer	5	0	0	0	23	0	0	0	0
Keith Acton	4	0	0	0	8	0	0	0	0
Ken Baumgartner	4	0	0	0	27	0	0	0	0
Sven Butenschon	4	0	0	0	0	0	0	0	0
<b>Samuel Bolduc</b>	<b>2</b>	<b>0</b>	<b>0</b>	<b>0</b>	<b>4</b>	<b>0</b>	<b>0</b>	<b>0</b>	<b>0</b>
<b>Alexander Romanov</b>	<b>6</b>	<b>0</b>	<b>0</b>	<b>0</b>	<b>2</b>	<b>0</b>	<b>0</b>	<b>0</b>	<b>0</b>
<b>Hudson Fasching</b>	<b>6</b>	<b>0</b>	<b>0</b>	<b>0</b>	<b>2</b>	<b>0</b>	<b>0</b>	<b>0</b>	<b>0</b>
Michael Dal Colle	4	0	0	0	0	0	0	0	0
Andrew MacDonald	4	0	0	0	4	0	0	0	0
Mikhail Grabovski	3	0	0	0	0	0	0	0	0
Jari Gronstrand	3	0	0	0	4	0	0	0	0
Ron Hextall	3	0	0	0	4	0	0	0	0
Tyler Kennedy	3	0	0	0	2	0	0	0	0
David Chyzowski	2	0	0	0	0	0	0	0	0
Dean Chynoweth	2	0	0	0	2	0	0	0	0





## ALL-TIME PLAYOFF SCORING continued

PLAYER	GP	G	A	PTS	PIM	PPG	SHG	GWG	OTG
Matt Donovan	2	0	0	0	10	0	0	0	0
Justin Mapletoft	2	0	0	0	0	0	0	0	0
Yan Kaminsky	2	0	0	0	4	0	0	0	0
Ray Schultz	2	0	0	0	2	0	0	0	0
Marc Bergevin	1	0	0	0	2	0	0	0	0
Jim Cummins	1	0	0	0	9	0	0	0	0
Jesse Joensuu	1	0	0	0	0	0	0	0	0
Andrew Ladd	1	0	0	0	0	0	0	0	0
Zach Parise	6	0	0	0	2	0	0	0	0
Justin Papineau	1	0	0	0	0	0	0	0	0

## GOALTENDING

	GP	MINS	GA	EN	SO	GAA	RECORD
Bill Smith	132	7645	348	3	5	2.73	88-36
Glenn Resch	38	2000	83	2	2	2.49	17-17
<b>Semyon Varlamov</b>	<b>34</b>	<b>2030</b>	<b>78</b>	<b>0</b>	<b>2</b>	<b>2.31</b>	<b>18-14</b>
Kelly Hrudey	27	1624	75	3	0	2.77	10-16
Glenn Healy	22	1274	68	1	0	3.20	10-10
Thomas Greiss	16	947	38	0	1	2.41	7-8
<b>Ilya Sorokin</b>	<b>13</b>	<b>757</b>	<b>34</b>	<b>0</b>	<b>0</b>	<b>2.70</b>	<b>6-5</b>
Roland Melanson	17	481	26	1	0	3.24	3-4
Rick DiPietro	10	554	24	0	1	2.60	2-7
Robin Lehner	8	449	15	2	0	2.00	4-4
Mark Fitzpatrick	7	229	17	1	0	4.45	0-3
Jaroslav Halak	7	418	16	0	0	2.30	3-4
Chris Osgood	7	392	17	3	0	2.60	3-4
Evgeni Nabokov	6	324	24	0	0	4.44	2-4
Garth Snow	6	331	14	1	1	2.54	1-4
Ron Hextall	3	158	16	0	0	6.08	0-3
Jamie McLennan	2	82	6	0	0	4.39	0-1
Kevin Poulin	2	52	1	0	0	1.15	0-0
Wade Dubielewicz	1	59	4	0	0	4.07	0-1
Michal Neuvirth	1	11	0	0	0	0.00	0-0
Jean-Francois Berube	1	5	0	0	0	0.00	0-0

## NEW YORK ISLANDERS GOALTENDERS VS. NHL

	MINS	GA	EN	SO	GAA	RECORD
<b>vs. BOSTON:</b>						
Bill Smith	660	35	0	0	3.18	8-3
Semyon Varlamov	318	12	0	0	2.26	4-1
Ilya Sorokin	58	4	0	0	4.12	0-1
Roland Melanson	20	0	0	0	0.00	0-0
<b>vs. BUFFALO:</b>						
Bill Smith	875	37	0	0	2.54	12-2
Rick DiPietro	236	13	0	1	3.31	1-3
Glenn Resch	120	7	1	0	3.50	0-2
Wade Dubielewicz	59	4	0	0	4.07	0-1
<b>vs. CAROLINA:</b>						
Robin Lehner	204	9	2	0	2.64	0-4
Thomas Greiss	36	2	0	0	3.29	0-0
Ilya Sorokin	370	16	0	0	2.60	2-4
<b>vs. CHICAGO:</b>						
Bill Smith	243	4	0	1	0.99	4-0
Glenn Resch	120	2	0	1	1.00	2-0
<b>vs. EDMONTON:</b>						
Bill Smith	775	38	0	1	2.94	8-5
Roland Melanson	120	8	1	0	4.00	1-1
<b>vs. FLORIDA:</b>						
Thomas Greiss	435	13	0	0	1.79	4-2
Semyon Varlamov	237	7	0	0	1.77	3-1
<b>vs. LOS ANGELES:</b>						
Bill Smith	227	6	0	1	1.59	3-0
Glenn Resch	20	4	0	0	12.00	0-1
<b>vs. MINNESOTA:</b>						
Bill Smith	299	16	0	0	3.21	4-1
<b>vs. MONTREAL:</b>						
Bill Smith	682	34	0	0	2.99	5-7
Glenn Resch	321	15	0	0	2.80	2-3
Glenn Healy	319	15	0	0	2.82	1-4
Mark Fitzpatrick	20	1	0	0	3.00	0-0
Roland Melanson	1	0	0	0	0.00	0-0
<b>vs. NEW JERSEY:</b>						
Kelly Hrudey	381	23	0	0	3.62	2-4
<b>vs. NY RANGERS:</b>						
Bill Smith	1423	64	0	1	2.70	18-5
Glenn Resch	270	17	0	0	3.78	1-4
Glenn Healy	165	9	0	0	3.27	1-2
Ron Hextall	158	16	0	0	6.08	0-3
Mark Fitzpatrick	153	13	0	0	5.09	0-2
Roland Melanson	127	7	0	0	3.31	0-2
Jamie McLennan	82	6	0	0	4.39	0-1
<b>vs. OTTAWA:</b>						
Garth Snow	305	12	1	1	2.36	1-4
Rick DiPietro	15	0	0	0	0.00	0-0
<b>vs. PHILADELPHIA:</b>						
Bill Smith	580	38	1	0	3.93	4-5
Kelly Hrudey	552	26	2	0	2.26	4-6
Glenn Resch	382	15	1	0	2.36	3-3
Semyon Varlamov	301	13	0	1	2.59	2-2
Thomas Greiss	167	3	0	1	1.08	2-1
Roland Melanson	2	0	0	0	0.00	0-0
<b>vs. PITTSBURGH:</b>						
Bill Smith	424	21	1	0	2.97	3-4
Glenn Healy	406	25	1	0	3.69	4-3
Evgeni Nabokov	324	24	0	0	4.44	2-4
Ilya Sorokin	277	9	0	0	1.95	4-0
Robin Lehner	244	6	0	0	1.47	4-0



## NEW YORK ISLANDERS GOALTENDERS VS. NHL continued

Semyon Varlamov	116	.7	0	0	3.61	0-2
Mark Fitzpatrick	18	.1	0	0	3.33	0-0
Roland Melanson	60	.5	0	0	5.00	0-1
Kevin Poulin	52	.1	0	0	1.15	0-0
<b>vs. QUEBEC:</b>						
Bill Smith	257	.9	0	0	2.10	4-0
<b>vs. TAMPA BAY:</b>						
Semyon Varlamov	753	.31	0	0	2.47	5-7
Thomas Greiss	308	.20	0	0	3.89	1-5
Rick DiPietro	302	.11	1	1	2.18	1-4
Ilya Sorokin	51	.5	0	0	5.84	0-0
Jean-Francois Berube	5	.0	0	0	0.00	0-0
<b>vs. TORONTO:</b>						
Glenn Resch	388	.15	0	0	2.32	3-4
Chris Osgood	392	.17	3	0	2.60	3-4
Bill Smith	211	.4	0	0	1.14	3-0
Roland Melanson	16	.1	0	0	3.75	0-0
Garth Snow	26	.2	0	0	4.62	0-0
<b>vs. VANCOUVER:</b>						
Bill Smith	260	.10	0	1	2.31	4-0
Glenn Resch	120	.4	0	0	2.00	2-0
<b>vs. WASHINGTON:</b>						
Bill Smith	728	.33	1	0	2.72	8-4
Kelly Hrudey	689	.26	1	0	2.26	4-6
Jaroslav Halak	418	.16	0	0	2.30	3-4
Glenn Healy	384	.19	0	0	2.97	4-1
Semyon Varlamov	302	.8	0	1	1.59	4-1
Roland Melanson	121	.5	0	0	2.48	2-0
Mark Fitzpatrick	39	.2	1	0	3.08	0-1
Michal Neuvirth	11	.0	0	0	0.00	0-0




## NHL GOALTENDERS VS. NEW YORK ISLANDERS

	MINS	GA	EN	SO	GAA	RECORD
<b>BOSTON:</b>						
Pete Peeters	360	30	0	0	5.00	2-4
Tuukka Rask	356	17	0	0	2.86	2-3
Gerry Cheevers	318	19	0	0	3.58	1-4
Jeremy Swayman	18	1	0	0	3.23	0-1
<b>BUFFALO:</b>						
Gerry Desjardins	434	25	0	0	3.40	2-5
Don Edwards	300	22	1	0	4.40	0-5
Bob Sauve	261	10	1	1	2.30	2-2
Ryan Miller	269	11	0	0	2.46	4-1
<b>CAROLINA:</b>						
Frederik Anderson	66	1	0	0	0.91	1-0
Curtis McElhinney	153	4	0	0	1.56	3-0
Petr Mrazek	91	1	0	1	0.66	1-0
Antti Raanta	301	13	0	0	2.59	3-2
<b>CHICAGO:</b>						
Tony Esposito	362	20	1	0	3.31	0-6
<b>EDMONTON:</b>						
Andy Moog	713	45	3	0	3.79	4-8
Grant Fuhr	172	8	0	1	2.79	2-1
Gary Edwards	20	2	0	0	6.00	0-0
<b>FLORIDA:</b>						
Roberto Luongo	439	15	0	0	2.05	2-4
Sergei Bobrovsky	234	12	0	0	3.07	1-3
<b>LOS ANGELES:</b>						
Mario Lessard	207	14	0	0	4.06	1-2
Doug Keans	40	7	0	0	10.50	0-1
<b>MINNESOTA:</b>						
Don Beaupre	180	13	0	0	4.33	1-2
Gilles Meloche	120	12	1	0	6.00	0-2
<b>MONTREAL:</b>						
Ken Dryden	664	25	2	2	2.26	8-3
Patrick Roy	338	10	1	0	1.78	4-1
Steve Penney	328	17	0	1	3.11	2-4
Rick Wamsley	32	0	0	0	0.00	0-0
<b>NEW JERSEY:</b>						
Sean Burke	321	16	0	1	2.99	3-2
Bob Sauve	60	2	0	0	2.00	1-0
<b>NY RANGERS:</b>						
Ed Mio	502	36	1	0	4.30	3-5
John Davidson	405	16	0	0	2.37	4-2
Glen Hanlon	368	19	0	1	3.10	2-4
Steve Baker	240	22	0	0	5.50	0-4
Mike Richter	420	11	0	2	1.57	7-0

	MINS	GA	EN	SO	GAA	RECORD
<b>PHILADELPHIA:</b>						
John Vanbiesbrouck	142	5	0	0	2.11	1-1
Steve Weeks	128	9	1	0	4.22	1-2
Gilles Villemure	94	6	0	0	3.83	1-0
Ed Giacomin	86	4	0	0	2.80	0-2
<b>OTTAWA:</b>						
Patrick Lalime	320	7	0	1	1.30	4-1
<b>PHILADELPHIA:</b>						
Ron Hextall	419	16	0	0	2.29	4-3
Carter Hart	402	19	0	0	2.83	3-3
Bernie Parent	311	12	0	1	2.38	2-3
Pete Peeters	311	20	0	0	3.86	2-3
Pelle Lindbergh	269	9	0	2	2.00	4-1
Wayne Stephenson	123	4	0	1	1.95	2-0
Phil Myre	60	6	0	0	6.00	0-1
Brian Elliott	57	3	0	0	3.12	0-1
Bob Froese	31	2	0	0	3.87	0-0
<b>PITTSBURGH:</b>						
Tom Barrasso	423	23	1	1	3.26	3-4
Gary Inness	420	18	0	0	2.57	3-4
Tristan Jarry	396	21	0	0	3.18	2-4
Michel Dion	304	22	0	0	4.34	2-3
Marc-Andre Fleury	247	14	0	1	3.40	2-2
Matt Murray	239	12	2	0	3.02	0-4
Tomas Vokoun	120	3	0	1	1.51	2-0
<b>QUEBEC:</b>						
Dan Bouchard	256	17	1	0	3.98	0-4
<b>TAMPA BAY:</b>						
Andrei Vasilevskiy	849	22	0	2	1.55	8-5
Nikolai Khabibulin	302	4	1	3	0.79	4-1
Ben Bishop	227	10	0	1	2.21	4-1
<b>TORONTO:</b>						
Mike Palmateer	420	13	0	1	1.86	4-3
Curtis Joseph	404	21	0	1	3.12	4-3
Michel Larocque	75	8	0	0	6.40	0-1
Jiri Crha	65	11	0	0	10.15	0-2
Paul Harrison	40	1	0	0	1.50	0-0
Corey Schwab	12	0	0	0	1.000	0-0
<b>VANCOUVER:</b>						
Richard Brodeur	258	17	1	0	3.95	0-4
Curt Ridley	120	8	0	0	4.00	0-2
<b>WASHINGTON:</b>						
Braden Holtby	669	24	2	0	2.15	4-7
Al Jensen	477	29	2	0	3.65	3-5
Pat Riggin	393	21	1	0	3.21	1-5
Pete Peeters	360	13	1	0	2.17	4-2
Bob Mason	308	9	0	1	1.75	2-2
Rick Tabaracci	304	14	0	0	2.76	1-3
Don Beaupre	119	9	0	0	4.54	1-1
Philipp Grubauer	60	3	0	0	3.00	1-0





**First Row:** Bill Smith, Bob Nystrom, Bryan Trottier, Clark Gillies, Al Arbour, John O. Pickett Jr., Bill Torrey, Denis Potvin, Lorne Henning, Garry Howatt, Glenn Resch.

**Second Row:** Steve Coraci, Bill MacMillan, Bob Lorimer, Stefan Persson, Bob Bourne, Ken Morrow, Gord Lane, Dave Langevin, John Tonelli, Ron Waske, Jim Pickard.

**Third Row:** Jean Potvin, Mike Bossy, Duane Sutter, Wayne Merrick, Steve Tambellini, Anders Kallur, Butch Goring.

**PRELIMINARY ROUND**  
vs. LOS ANGELES  
(Islanders win series 3-1)

APR. 8 NYI 8 vs. LA 1 W  
APR. 9 NYI 3 vs. LA 6 L  
APR. 11 NYI 4 at LA 3 W OT  
APR. 12 NYI 6 at LA 0 W

**QUARTER-FINALS**  
vs. BOSTON  
(Islanders win series 4-1)

APR. 16 NYI 2 at BOS 1 W OT  
APR. 17 NYI 5 at BOS 4 W OT  
APR. 19 NYI 5 vs. BOS 3 W  
APR. 21 NYI 3 vs. BOS 4 L OT  
APR. 22 NYI 4 at BOS 2 W


**SEMI-FINALS**  
vs. BUFFALO  
(Islanders win series 4-2)

APR. 29 NYI 4 at BUF 1 W  
MAY 1 NYI 2 at BUF 1 W 2OT  
MAY 3 NYI 7 vs. BUF 4 W  
MAY 6 NYI 4 vs. BUF 7 L  
MAY 8 NYI 0 at BUF 2 L  
MAY 10 NYI 5 vs. BUF 2 W

**STANLEY CUP FINALS**  
vs. PHILADELPHIA  
(Islanders win series 4-2)

MAY 13 NYI 4 at PHI 3 W OT  
MAY 15 NYI 3 at PHI 8 L  
MAY 17 NYI 6 vs. PHI 2 W  
MAY 19 NYI 5 vs. PHI 2 W  
MAY 22 NYI 3 at PHI 6 L  
MAY 24 NYI 5 vs. PHI 4 W OT





**First Row:** Billy Smith, Clark Gillies, Lorne Henning, Bill Torrey, John O. Pickett, Al Arbour, Denis Potvin, Bryan Trottier, Roland Melanson

**Second Row:** Steve Coraci, Bob Nystrom, Gord Lane, Ken Morrow, Bob Bourne, Dave Langevin, Wayne Merrick, Ron Waske, Jim Pickard

**Third Row:** Mike Bossy, Bob Lorimer, John Tonelli, Stefan Persson, Mike McEwen, Hector Marini, Duane Sutter

**Fourth Row:** Jean Potvin, Billy Carroll, Garry Howatt, Anders Kallur, Butch Goring

**PRELIMINARY ROUND**  
vs. **TORONTO**  
(Islanders win series 3-0)

APR. 8 NYI 9 vs. TOR 2 W  
APR. 9 NYI 5 vs. TOR 1 W  
APR. 11 NYI 6 at TOR 1 W

**QUARTER-FINALS**  
vs. **EDMONTON**  
(Islanders win series 4-2)

APR. 16 NYI 8 vs. EDM 2 W  
APR. 17 NYI 6 vs. EDM 3 W  
APR. 19 NYI 2 at EDM 5 L  
APR. 20 NYI 5 at EDM 4 W OT  
APR. 22 NYI 3 vs. EDM 4 L  
APR. 24 NYI 5 at EDM 2 W

**SEMI-FINALS**  
vs. **NY RANGERS**  
(Islanders win series 4-0)

APR. 28 NYI 5 vs. NYR 2 W  
APR. 30 NYI 7 vs. NYR 3 W  
MAY 2 NYI 5 at NYR 1 W  
MAY 5 NYI 5 at NYR 2 W

**STANLEY CUP FINALS**  
vs. **MINNESOTA**  
(Islanders win series 4-1)

MAY 12 NYI 6 vs. MIN 3 W  
MAY 14 NYI 6 vs. MIN 3 W  
MAY 17 NYI 7 at MIN 5 W  
MAY 19 NYI 2 at MIN 4 L  
MAY 21 NYI 5 vs. MIN 1 W





**Front Row:** Billy Smith, Denis Potvin, Jim Devellano, Bill Torrey, John O. Pickett Jr., Al Arbour, Lorne Henning, Gerry Ehman, Butch Goring, Roland Melanson.

**Second Row:** Steve Coraci, Gord Lane, Dave Langevin, Ken Morrow, Clark Gillies, Bob Bourne, Stefan Persson, John Tonelli, Ron Waske, Jim Pickard.

**Third Row:** Hector Marini, Mike McEwen, Mike Bossy, Bryan Trottier, Wayne Merrick, Bob Nystrom.

**Fourth Row:** Tomas Jonsson, Anders Kallur, Duane Sutter, Greg Gilbert, Brent Sutter, Billy Carroll.

**PATRICK DIVISION SEMI-FINALS  
vs. PITTSBURGH**  
(Islanders win series 3-2)

APR. 7 NYI 8 vs. PIT 1 W  
APR. 8 NYI 7 vs. PIT 2 W  
APR. 10 NYI 1 at PIT 2 L OT  
APR. 11 NYI 2 at PIT 5 L  
APR. 13 NYI 4 vs. PIT 3 W OT

**PATRICK DIVISION FINAL  
vs. NY RANGERS**  
(Islanders win series 4-2)

APR. 15 NYI 4 vs. NYR 5 L  
APR. 16 NYI 7 vs. NYR 2 W  
APR. 18 NYI 4 at NYR 3 W OT  
APR. 19 NYI 5 at NYR 3 W  
APR. 21 NYI 2 vs. NYR 4 L  
APR. 23 NYI 5 at NYR 3 W


**WALES CONFERENCE FINAL  
vs. QUEBEC**  
(Islanders win series 4-0)

APR. 27 NYI 4 vs. QUE 1 W  
APR. 29 NYI 5 vs. QUE 2 W  
MAY 1 NYI 5 at QUE 4 W OT  
MAY 4 NYI 4 at QUE 2 W

**STANLEY CUP FINALS  
vs. VANCOUVER**  
(Islanders win series 4-0)

MAY 8 NYI 6 vs. VAN 5 W OT  
MAY 11 NYI 6 vs. VAN 4 W  
MAY 13 NYI 3 at VAN 0 W  
MAY 16 NYI 3 at VAN 1 W





**First Row:** Billy Smith, Denis Potvin, Gerry Ehman, Bill Torrey, John O. Pickett Jr., Al Arbour, Lorne Henning, Butch Goring, Roland Melanson.

**Second Row:** Stefan Persson, Gord Lane, Ken Morrow, Bob Bourne, Clark Gillies, Dave Langevin, Bob Nystrom, Mats Hallin.

**Third Row:** Steve Coraci, Paul Boutilier, Mike McEwen, John Tonelli, Bryan Trottier, Mike Bossy, Wayne Merrick, Ron Waske, Jim Pickard.

**Fourth Row:** Tomas Jonsson, Anders Kallur, Brent Sutter, Duane Sutter, Greg Gilbert, Billy Carroll.

**PATRICK DIVISION SEMI-FINALS  
vs. WASHINGTON**  
(Islanders win series 3-1)

APR. 6 NYI 5 vs. WSH 2 W  
APR. 7 NYI 2 vs. WSH 4 L  
APR. 9 NYI 6 at WSH 2 W  
APR. 10 NYI 6 at WSH 3 W

**PATRICK DIVISION FINAL  
vs. NY RANGERS**  
(Islanders win series 4-2)

APR. 14 NYI 4 vs. NYR 1 W  
APR. 15 NYI 5 vs. NYR 0 W  
APR. 17 NYI 6 at NYR 7 L  
APR. 18 NYI 1 at NYR 3 L  
APR. 20 NYI 7 vs. NYR 2 W  
APR. 22 NYI 5 at NYR 2 W

**WALES CONFERENCE FINAL  
vs. BOSTON**  
(Islanders win series 4-2)

APR. 26 NYI 5 at BOS 2 W  
APR. 28 NYI 1 at BOS 4 L  
APR. 30 NYI 7 vs. BOS 3 W  
MAY 3 NYI 8 vs. BOS 3 W  
MAY 5 NYI 1 at BOS 5 L  
MAY 7 NYI 8 vs. BOS 4 W

**STANLEY CUP FINAL  
vs. EDMONTON**  
(Islanders win series 4-0)

MAY 10 NYI 2 at EDM 0 W  
MAY 12 NYI 6 at EDM 3 W  
MAY 14 NYI 5 vs. EDM 1 W  
MAY 17 NYI 4 vs. EDM 2 W







2023-24 Statistics Release, run on 04/19/2024 - 1312 games played through Apr 18, 2024

2023-24 Division Standings  
Eastern Conference

Atlantic Division

		GP	W	L	OT	P	P%	REG W	ROW	GF	GA	DIFF	HOME	AWAY	S/O	L10	STRK
1	y-Florida	82	52	24	6	110	.671	42	49	268	200	68	26-13-2	26-11-4	3 - 2	6-3-1	Won 4
2	x-Boston	82	47	20	15	109	.665	36	43	267	224	43	24-11-6	23-9-9	4 - 3	6-4-0	Lost 2
3	x-Toronto	82	46	26	10	102	.622	33	41	303	263	40	22-15-4	24-11-6	5 - 2	5-4-1	Lost 2
4	x-Tampa Bay	82	45	29	8	98	.598	37	42	291	268	23	25-11-5	20-18-3	3 - 1	5-4-1	Won 1
5	Detroit	82	41	32	9	91	.555	27	38	278	274	4	23-13-5	18-19-4	3 - 1	5-3-2	Won 3
6	Buffalo	82	39	37	6	84	.512	33	37	246	244	2	21-19-1	18-18-5	2 - 1	5-4-1	Won 1
7	Ottawa	82	37	41	4	78	.476	25	32	255	281	-26	21-18-2	16-23-2	5 - 0	5-5-0	Won 1
8	Montréal	82	30	36	16	76	.463	20	26	236	289	-53	16-20-5	14-16-11	4 - 8	2-4-4	OT 4

Metropolitan Division

		GP	W	L	OT	P	P%	REG W	ROW	GF	GA	DIFF	HOME	AWAY	S/O	L10	STRK
1	p-NY Rangers	82	55	23	4	114	.695	43	51	282	229	53	30-11-0	25-12-4	4 - 3	7-3-0	Won 2
2	x-Carolina	82	52	23	7	111	.677	44	50	279	216	63	27-10-4	25-13-3	2 - 5	7-3-0	Lost 1
3	x-NY Islanders	82	39	27	16	94	.573	29	38	246	263	-17	21-10-10	18-17-6	1 - 5	8-1-1	Won 2
4	x-Washington	82	40	31	11	91	.555	32	36	220	257	-37	22-12-7	18-19-4	4 - 5	4-4-2	Won 3
5	Pittsburgh	82	38	32	12	88	.537	32	36	255	251	4	23-14-4	15-18-8	2 - 3	6-2-2	Lost 1
6	Philadelphia	82	38	33	11	87	.530	30	34	235	261	-26	20-17-4	18-16-7	4 - 3	2-6-2	Lost 1
7	New Jersey	82	38	39	5	81	.494	33	38	264	283	-19	17-21-3	21-18-2	0 - 2	3-6-1	Lost 2
8	Columbus	82	27	43	12	66	.402	21	24	237	300	-63	17-19-5	10-24-7	3 - 2	4-6-0	Won 1

Western Conference

Central Division

		GP	W	L	OT	P	P%	REG W	ROW	GF	GA	DIFF	HOME	AWAY	S/O	L10	STRK
1	z-Dallas	82	52	21	9	113	.689	40	48	298	234	64	26-11-4	26-10-5	4 - 2	8-2-0	Won 2
2	x-Winnipeg	82	52	24	6	110	.671	46	52	259	199	60	27-11-3	25-13-3	0 - 1	8-2-0	Won 8
3	x-Colorado	82	50	25	7	107	.652	42	48	304	254	50	31-9-1	19-16-6	2 - 2	4-4-2	Won 1
4	x-Nashville	82	47	30	5	99	.604	38	44	269	248	21	23-16-2	24-14-3	3 - 0	4-5-1	Lost 1
5	St. Louis	82	43	33	6	92	.561	31	38	239	250	-11	25-14-2	18-19-4	5 - 2	5-3-2	OT 1
6	Minnesota	82	39	34	9	87	.530	32	36	251	263	-12	20-16-6	19-18-4	3 - 3	4-6-0	Lost 1
7	Arizona	82	36	41	5	77	.470	28	34	256	274	-18	22-19-0	14-22-5	2 - 0	6-4-0	Won 1
8	Chicago	82	23	53	6	52	.317	17	22	179	290	-111	16-21-4	7-32-2	1 - 1	2-7-1	OT 1

Pacific Division

		GP	W	L	OT	P	P%	REG W	ROW	GF	GA	DIFF	HOME	AWAY	S/O	L10	STRK
1	y-Vancouver	82	50	23	9	109	.665	44	50	279	223	56	27-9-5	23-14-4	0 - 2	5-4-1	Lost 1
2	x-Edmonton	82	49	27	6	104	.634	39	47	294	237	57	28-9-4	21-18-2	2 - 1	4-4-2	Lost 2
3	x-Los Angeles	82	44	27	11	99	.604	37	42	256	215	41	22-12-7	22-15-4	2 - 5	6-4-0	Won 1
4	x-Vegas	82	45	29	8	98	.598	34	41	267	245	22	27-12-2	18-17-6	4 - 2	6-4-0	Lost 1
5	Calgary	82	38	39	5	81	.494	32	38	253	271	-18	21-19-1	17-20-4	0 - 4	5-5-0	Won 1
6	Seattle	82	34	35	13	81	.494	28	31	217	236	-19	17-18-6	17-17-7	3 - 4	4-6-0	Won 1
7	Anaheim	82	27	50	5	59	.360	21	26	204	295	-91	12-26-3	15-24-2	1 - 2	3-6-1	Won 1
8	San Jose	82	19	54	9	47	.287	14	18	181	331	-150	11-25-5	8-29-4	1 - 5	3-6-1	Lost 3

Teams receive 2 points for a victory (W), 1 point for an overtime or shootout loss (OT)  
 x - clinched playoff spot y - clinched division z - clinched conference p - clinched Presidents' Trophy

# New York Islanders: Game By Game Summary

\* = Overtime, \*\* = Shootout, + = Sellout

#	Date	Team	W-L-OT	Record	GF-GA	Scorers	W Goal	PP	PK	SF-SA	W-L Gldr.	Attend.
1	10/14/2023	Buffalo Sabres	W	1-0-0	3-2	29,21,53	53	0-3	2-2	29-28	30 / 27	17255+
2	10/17/2023	Arizona Coyotes	W	2-0-0	1-0	13p	13	1-3	3-3	34-14	30 / 70	14456
3	10/20/2023	New Jersey Devils	O*	2-0-1	4-5	29,29,14,14	86	0-2	1-5	32-39	40 / 30	17255+
4	10/21/2023	@ Buffalo Sabres	L	2-1-1	1-3	8	23	0-3	3-3	25-42	31 / 40	16179
5	10/24/2023	Colorado Avalanche	L	2-2-1	4-7	15,21p,10,27	96	1-5	2-3	32-38	40 / 30	14856
6	10/26/2023	Ottawa Senators	W	3-2-1	3-2	14p,15,8	8	1-4	7-8	38-47	30 / 70	14911
7	10/28/2023	@ Columbus Blue Jackets	W	4-2-1	2-0	21,17	21	0-3	3-3	34-34	40 / 30	15424
8	10/30/2023	Detroit Red Wings	O*	4-2-2	3-4	53s,29,14p	23	1-2	2-2	40-36	35 / 30	15407
9	11/02/2023	@ Washington Capitals	W	5-2-2	3-0	6,10,29	6	0-2	3-3	21-32	40 / 35	16209
10	11/04/2023	Carolina Hurricanes	O*	5-2-3	3-4	8,10s,13	20	0-1	2-3	25-46	32 / 30	17255+
11	11/07/2023	Minnesota Wild	L	5-3-3	2-4	8,26p	97	1-5	3-4	29-31	29 / 40	13527
12	11/09/2023	@ Boston Bruins	L	5-4-3	2-5	29p,10s	88	1-1	1-3	29-35	35 / 30	17850+
13	11/11/2023	Washington Capitals	L	5-5-3	1-4	28	26	0-1	1-1	37-28	31 / 40	16519
14	11/13/2023	@ Edmonton Oilers	L	5-6-3	1-4	13	18	0-3	1-3	33-32	74 / 30	17881
15	11/15/2023	@ Vancouver Canucks	O*	5-6-4	3-4	18p,29p,14	43	2-2	3-6	33-43	35 / 30	18972+
16	11/16/2023	@ Seattle Kraken	O**	5-6-5	3-4	27p,53,8p	56	2-5	1-4	23-32	31 / 40	17151+
17	11/18/2023	@ Calgary Flames	W**	6-6-5	5-4	20,21p,13,29	26	1-3	3-3	33-39	30 / 25	17167
18	11/22/2023	Philadelphia Flyers	W	7-6-5	3-2	27,29,29	29	0-2	1-1	25-36	30 / 79	17255+
19	11/24/2023	@ Ottawa Senators	W	8-6-5	5-3	21,26,13p,27,10	27	1-1	2-3	26-31	40 / 31	17693
20	11/25/2023	Philadelphia Flyers	O**	8-6-6	0-1	71	71	0-3	1-1	25-40	33 / 30	17255+
21	11/28/2023	@ New Jersey Devils	L	8-7-6	4-5	14p,13,15,44	42	1-4	3-4	26-33	40 / 30	16091
22	11/30/2023	@ Carolina Hurricanes	W*	9-7-6	5-4	14,10s,18,21p,13	13	1-4	3-3	16-43	40 / 52	18700+
23	12/02/2023	@ Florida Panthers	W	10-7-6	4-3	27p,18,10,16	16	1-2	2-2	27-45	30 / 41	18721
24	12/05/2023	San Jose Sharks	O*	10-7-7	4-5	16,29p,2s,6p	72	2-3	2-2	39-37	36 / 30	14244
25	12/07/2023	Columbus Blue Jackets	W	11-7-7	7-3	18,15,13,21p,13,14,14	21	1-2	1-1	36-35	40 / 30	13510
26	12/09/2023	Los Angeles Kings	W*	12-7-7	3-2	27,27,44	44	0-4	4-5	30-35	30 / 39	17255+
27	12/11/2023	Toronto Maple Leafs	W*	13-7-7	4-3	29,53,21,14	14	0-1	0-1	29-40	30 / 35	17255+
28	12/13/2023	Anaheim Ducks	W	14-7-7	4-3	21,53,13p,10s	10	1-4	1-2	35-24	40 / 36	14207
29	12/15/2023	Boston Bruins	O**	14-7-8	4-5	28,10,14p,29p	88	2-4	0-3	37-34	35 / 30	17255+
30	12/16/2023	@ Montréal Canadiens	L	14-8-8	3-5	29s,29,14	22	0-1	2-2	33-41	35 / 40	21105+
31	12/19/2023	Edmonton Oilers	W	15-8-8	3-1	27p,14p,10s	14	2-4	4-4	21-31	30 / 74	16523
32	12/20/2023	@ Washington Capitals	O*	15-8-9	2-3	20,27	17	0-3	2-3	32-36	35 / 40	18573+
33	12/23/2023	@ Carolina Hurricanes	W	16-8-9	5-4	25,29,14,2,27	27	0-3	2-4	28-40	30 / 52	18921+
34	12/27/2023	Pittsburgh Penguins	L	16-9-9	0-7	67	67	0-2	3-3	22-32	35 / 30	17255+
35	12/29/2023	Washington Capitals	W	17-9-9	5-1	44,8,16,16,44	8	0-3	2-2	32-27	30 / 35	17255+
36	12/31/2023	@ Pittsburgh Penguins	L	17-10-9	1-3	4	55	0-2	4-4	38-38	39 / 30	18216+
37	01/02/2024	@ Colorado Avalanche	O*	17-10-10	4-5	18,29p,10,28	29	1-3	3-5	22-39	40 / 30	18121+
38	01/04/2024	@ Arizona Coyotes	W	18-10-10	5-1	14p,2,27,16,14	2	1-2	1-2	31-27	30 / 39	4600+
39	01/06/2024	@ Vegas Golden Knights	L	18-11-10	2-5	13,17	10	0-2	0-1	29-30	36 / 30	18312+
40	01/09/2024	Vancouver Canucks	L	18-12-10	2-5	29p,29	40	1-2	4-4	20-34	29 / 30	15690
41	01/11/2024	Toronto Maple Leafs	W*	19-12-10	4-3	21p,28,14p,13	13	2-3	1-1	30-35	30 / 31	17255+
42	01/13/2024	@ Nashville Predators	L	19-13-10	1-3	44	45	0-2	2-3	25-28	74 / 30	17474+
43	01/15/2024	@ Minnesota Wild	L	19-14-10	0-5	36	36	0-5	3-5	21-40	29 / 30	18231+
44	01/16/2024	@ Winnipeg Jets	L	19-15-10	2-4	27,27	22	0-2	4-5	37-44	37 / 30	12600
45	01/19/2024	@ Chicago Blackhawks	O*	19-15-11	3-4	29,14,21	4	0-2	2-2	30-24	34 / 30	18463
46	01/21/2024	Dallas Stars	W*	20-15-11	3-2	28,20,14	14	0-0	3-3	28-43	30 / 41	17255+
47	01/23/2024	Vegas Golden Knights	L	20-16-11	2-3	29,44s	10	0-3	2-3	42-27	33 / 30	16077
48	01/25/2024	@ Montréal Canadiens	L	20-17-11	3-4	14p,13p,21p	91	3-8	3-5	46-26	35 / 40	21105+
49	01/27/2024	Florida Panthers	O*	20-17-12	2-3	10,21	91	0-1	2-4	23-37	41 / 40	17255+
50	02/05/2024	@ Toronto Maple Leafs	W	21-17-12	3-2	13,32,18	18	0-2	1-2	29-36	30 / 35	18365
51	02/08/2024	Tampa Bay Lightning	W	22-17-12	6-2	8,13,21,6p,14,53	21	1-4	1-2	24-20	30 / 31	17255+
52	02/10/2024	Calgary Flames	L	22-18-12	2-5	29,44	52	0-1	0-1	36-24	25 / 40	17255+
53	02/13/2024	Seattle Kraken	O**	22-18-13	1-2	21p	90	1-3	2-2	27-30	31 / 30	17255+
54	02/18/2024	New York Rangers	O*	22-18-14	5-6	29,14,13p,27p,28	10	2-2	2-5	41-37	31 / 30	79690+
55	02/20/2024	@ Pittsburgh Penguins	W*	23-18-14	5-4	29,13,10,2,3	3	0-2	3-3	33-41	30 / 39	18016
56	02/22/2024	@ St. Louis Blues	L	23-19-14	0-4	20	20	0-5	4-5	38-25	50 / 40	18096+
57	02/24/2024	Tampa Bay Lightning	L	23-20-14	2-4	27,29p	21	1-5	2-3	34-21	88 / 30	17255+
58	02/26/2024	@ Dallas Stars	W*	24-20-14	3-2	6,32,14	14	0-3	0-1	28-32	30 / 41	18532+
59	02/29/2024	@ Detroit Red Wings	W	25-20-14	5-3	29,53,29p,13,18	13	1-3	2-2	27-25	30 / 34	19515+
60	03/02/2024	Boston Bruins	W	26-20-14	5-1	21,21p,21,27,29	21	1-3	2-2	26-23	30 / 35	17255+
61	03/05/2024	St. Louis Blues	W	27-20-14	4-2	21,44,14,13	14	0-0	1-1	33-21	30 / 30	16540
62	03/07/2024	@ San Jose Sharks	W	28-20-14	7-2	8,28,14,32,13,25,27p	14	1-2	0-1	33-25	30 / 30	10077
63	03/10/2024	@ Anaheim Ducks	W	29-20-14	6-1	53,21,29p,14,18,15	21	1-5	2-2	19-23	40 / 1	15631
64	03/11/2024	@ Los Angeles Kings	L	29-21-14	0-3	9	9	0-5	3-3	26-25	31 / 30	17061
65	03/14/2024	@ Buffalo Sabres	L	29-22-14	0-4	71	71	0-4	3-4	21-37	1 / 30	15637
66	03/16/2024	Ottawa Senators	O*	29-22-15	3-4	17,21,14p	7	1-3	1-3	33-30	70 / 40	17255+
67	03/17/2024	@ New York Rangers	L	29-23-15	2-5	14s,14	22	0-3	1-1	27-31	31 / 30	18006+
68	03/19/2024	Carolina Hurricanes	L	29-24-15	1-4	21	24	0-1	0-1	31-34	52 / 30	17255+
69	03/21/2024	@ Detroit Red Wings	L	29-25-15	3-6	2,44p,13	18	1-4	2-2	36-24	47 / 30	18888
70	03/23/2024	Winnipeg Jets	W	30-25-15	6-3	15,15,21,20,13,27	20	0-1	1-1	39-35	40 / 37	17255+
71	03/24/2024	New Jersey Devils	L	30-26-15	0-4	28	28	0-5	3-4	36-30	31 / 30	17255+
72	03/28/2024	@ Florida Panthers	W	31-26-15	3-2	6,13,44	44	0-6	1-1	24-28	40 / 41	19201
73	03/30/2024	@ Tampa Bay Lightning	L	31-27-15	1-4	21	71	0-1	0-1	28-40	88 / 40	19092+
74	04/01/2024	@ Philadelphia Flyers	W*	32-27-15	4-3	17,14,27,29	29	0-2	2-2	27-34	40 / 82	18556
75	04/02/2024	Chicago Blackhawks	W	33-27-15	2-1	14p,10	10	1-2	1-1	29-19	30 / 34	17255+
76	04/04/2024	@ Columbus Blue Jackets	W	34-27-15	4-2	18p,14,8,21	8	1-3	0-1	41-27	30 / 73	16213
77	04/06/2024	Nashville Predators	W	35-27-15	2-0	8,21	8	0-1	3-3	30-42	40 / 32	17255+
78	04/09/2024	New York Rangers	W	36-27-15	4-2	2,14,21,27	21	0-2	1-3	28-33	40 / 31	17255+
79	04/11/2024	Montréal Canadiens	W*	37-27-15	3-2	18,53,21	21	0-4	0-0	31-14	40 / 35	17255+
80	04/13/2024	@ New York Rangers	O**	37-27-16	2-3	29,29	10	0-5	1-1	36-43	31 / 30	18006+
81	04/15/2024	@ New Jersey Devils	W	38-27-16	4-1	44,21p,29,32	21	1-1	3-3	19-24	40 / 34	16514+
82	04/17/2024	Pittsburgh Penguins	W	39-27-16	5-4	29,53,21p,4p,10	10	2-3	0-2	32-44	30 / 39	17255+

# New York Islanders: Player Game By Game Summary

Skaters: Goals-Assists (Game-Winning), Shots / (+/-), TOI

Goalies: Goals Allowed/Shots, Decision, Minutes Played

Date	Opp.	REILLY #2	PELECH #3	BOLDUC #4	PULLOCK #6	HUTTON #7	DOBSON #8	HOLMSTROM #10
Oct 14	Vs BUF		0-1,0/1 21:53	DNP	0-1,0/1 22:52	MIN	0-0,2/0 19:13	0-0,0/0 15:07
Oct 17	Vs ARI		0-0,1/0 24:24	0-0,0/0 09:19	0-0,1/0 25:14	MIN	0-1,5/0 24:38	0-0,1/0 12:39
Oct 20	Vs NJD		0-0,1/2 19:59	0-0,0/0 09:30	0-0,0/-1 26:57	MIN	0-1,3/4 26:02	0-0,0/1 11:57
Oct 21	@ BUF		0-0,1/-1 21:55	0-0,1/-1 10:23	0-0,0/0 23:07	MIN	1-0,2/-1 24:44	DNP
Oct 24	Vs COL		0-0,1/-2 22:08	0-0,2/0 06:05	0-0,4/0 24:57	MIN	0-2,1/-3 26:25	1-0,3/-1 14:47
Oct 26	Vs OTT		0-0,4/0 26:32	0-0,1/0 05:26	0-0,1/0 26:51	MIN	1-1(W),5/1 27:42	0-0,0/0 09:17
Oct 28	@ CBJ		0-0,0/1 20:23	0-0,1/1 10:15	0-0,1/0 22:43	MIN	0-0,0/1 25:25	0-0,2/0 12:03
Oct 30	Vs DET		0-0,2/1 24:18	0-0,2/-1 07:56	0-0,2/-1 25:24	MIN	0-2,3/0 26:06	0-0,0/-1 13:35
Nov 2	@ WSH		0-0,0/0 03:24	DNP	1-0(W),3/1 24:44	MIN	0-0,1/1 26:31	1-0,1/1 11:53
Nov 4	Vs CAR		INJ	0-0,0/-1 09:25	0-1,2/1 26:32	MIN	1-0,4/1 23:49	1-0,2/1 14:40
Nov 7	Vs MIN		0-0,1/1 18:45	DNP	0-0,3/-3 16:31	MIN	1-0,2/1 24:55	0-0,0/-1 13:39
Nov 9	@ BOS		INJ	0-0,2/-2 14:25	0-0,1/-1 20:29	MIN	0-1,3/-1 21:22	1-0,2/1 14:17
Nov 11	Vs WSH		INJ	0-0,1/0 13:37	0-0,3/-1 22:18	MIN	0-0,4/-2 24:29	0-0,2/0 17:16
Nov 13	@ EDM		0-0,1/0 20:34	DNP	0-1,0/1 20:27	MIN	0-0,0/-1 21:32	0-0,0/0 14:17
Nov 15	@ VAN		0-0,1/-1 25:17	DNP	0-0,3/0 18:43	MIN	0-1,3/0 24:31	0-0,0/1 18:40
Nov 16	@ SEA		0-0,1/0 20:36	DNP	0-1,0/1 20:40	MIN	1-0,5/0 24:51	0-0,0/0 12:31
Nov 18	@ CGY		0-0,2/2 21:17	DNP	0-0,1/-3 20:02	MIN	0-1,2/2 26:04	0-0,3/0 15:54
Nov 22	Vs PHI		0-2,0/2 21:46	DNP	0-0,0/-1 20:05	MIN	0-0,1/2 22:14	0-0,0/-1 14:01
Nov 24	@ OTT		0-0,0/0 00:55	DNP	0-0,0/2 28:47	MIN	0-1,0/0 31:05	1-0,1/1 13:26
Nov 25	Vs PHI	DNP	INJ	0-0,0/0 12:44	0-0,2/0 23:33	0-0,0/0 10:11	0-0,0/0 28:41	0-0,0/0 14:40
Nov 28	@ NJD	0-0,3/-2 10:42	INJ	DNP	0-0,0/-2 22:38	0-0,0/1 07:21	0-2,2/1 25:38	0-0,1/-1 11:30
Nov 30	@ CAR	0-0,1/-1 13:05	INJ	0-0,0/0 12:19	0-0,0/1 22:27	MIN	0-3,2/0 27:06	1-0,1/0 08:36
Dec 2	@ FLA	0-0,3/0 08:51	INJ	0-0,0/-1 16:15	0-0,3/-2 23:49	MIN	0-0,3/2 25:21	1-0,4/-1 14:03
Dec 5	Vs SJS	1-1,3/1 12:22	INJ	0-0,2/-1 17:56	1-0,2/-1 23:24	MIN	0-1,6/-1 25:30	0-2,1/1 14:19
Dec 7	Vs CBJ	0-1,5/1 15:45	INJ	0-1,0/1 16:49	0-0,2/2 16:28	MIN	0-1,4/1 25:29	0-0,0/-1 14:11
Dec 9	Vs LAK	0-1,2/1 14:40	INJ	0-0,1/-1 18:03	INJ	MIN	0-1,1/2 25:59	0-1,1/1 12:05
Dec 11	Vs TOR	0-0,1/0 19:49	INJ	0-0,1/0 14:25	INJ	MIN	0-3,1/3 26:03	0-0,1/0 12:29
Dec 13	Vs ANA	0-0,4/0 20:37	INJ	0-0,1/-1 12:46	INJ	MIN	0-2,1/2 26:57	1-0(W),1/1 12:15
Dec 15	Vs BOS	0-1,2/-1 21:00	INJ	0-0,0/1 13:13	INJ	MIN	0-0,3/2 31:31	1-0,2/0 15:54
Dec 16	@ MTL	0-0,4/-3 19:51	INJ	0-0,1/1 13:27	INJ	MIN	0-3,1/0 26:43	0-0,0/0 12:31
Dec 19	Vs EDM	0-0,0/0 18:23	INJ	0-0,0/-1 12:02	INJ	MIN	0-1,0/0 27:16	1-0,3/1 12:31
Dec 20	@ WSH	0-0,2/-2 18:21	INJ	0-0,2/0 12:14	INJ	MIN	0-0,2/2 28:19	0-0,0/-1 11:57
Dec 23	@ CAR	1-1,3/3 17:11	INJ	0-0,2/1 15:38	INJ	MIN	0-1,2/-1 28:08	0-0,1/0 10:59
Dec 27	Vs PIT	0-0,1/-2 18:06	INJ	0-0,0/-2 13:51	INJ	MIN	0-0,4/-4 26:03	0-0,0/-3 12:01
Dec 29	Vs WSH	0-0,1/0 16:57	INJ	0-1,2/2 17:41	INJ	MIN	1-0(W),3/3 25:16	0-1,1/3 12:55
Dec 31	@ PIT	0-0,3/0 15:41	INJ	1-0,1/0 12:22	INJ	MIN	0-0,1/-2 27:19	0-0,1/0 12:58
Jan 2	@ COL	0-0,1/-1 17:11	INJ	0-0,1/1 16:02	INJ	MIN	0-1,1/1 28:38	1-0,1/0 13:32
Jan 4	@ ARI	1-0(W),6/2 17:53	INJ	0-0,0/0 14:42	INJ	MIN	0-2,2/3 25:09	0-1,0/1 11:20
Jan 6	@ VGK	0-0,0/-2 16:30	INJ	0-0,2/-1 17:08	INJ	MIN	0-0,2/1 26:24	0-0,2/-1 11:25
Jan 9	Vs VAN	0-0,0/0 14:33	0-0,0/-1 17:33	DNP	INJ	MIN	0-0,3/-4 24:39	0-0,0/-2 15:59
Jan 11	Vs TOR	0-0,2/-1 15:22	0-0,2/-1 19:03	DNP	INJ	MIN	0-4,2/1 26:01	0-0,0/0 12:41
Jan 13	@ NSH	0-0,1/0 14:29	0-0,1/-1 19:21	DNP	INJ	MIN	1-0,0/0 25:18	0-0,0/0 11:37
Jan 15	@ MIN	0-0,1/-2 17:50	0-0,1/0 17:25	DNP	INJ	MIN	0-0,1/-1 21:21	0-0,0/-2 13:02
Jan 16	@ WPG	0-1,2/1 15:03	0-0,1/-2 19:32	DNP	INJ	MIN	0-0,5/0 27:39	0-0,0/0 13:05
Jan 19	@ CHI	DNP	0-0,2/-1 21:18	0-0,1/1 14:25	INJ	MIN	0-2,0/0 26:19	0-0,3/0 13:04
Jan 21	Vs DAL	DNP	0-0,1/-1 23:40	0-0,0/-1 12:28	INJ	MIN	0-2,0/3 26:29	0-0,0/-1 15:01
Jan 23	Vs VGK	0-0,4/0 15:02	0-1,2/0 19:12	DNP	INJ	MIN	0-1,6/1 27:57	0-1,1/0 12:27
Jan 25	@ MTL	DNP	0-0,0/0 17:27	0-0,1/-1 11:49	INJ	MIN	0-3,3/0 30:17	0-0,3/0 15:26
Jan 27	Vs FLA	0-0,0/-1 17:37	INJ	0-0,1/1 12:35	INJ	MIN	0-1,4/1 27:45	1-0,2/1 16:10
Feb 5	@ TOR	0-1,4/1 15:27	0-0,3/-1 20:49	DNP	0-0,2/1 20:15	MIN	0-0,2/0 23:15	0-0,0/-1 15:54
Feb 8	Vs TBL	0-1,0/1 21:55	0-1,0/2 17:30	DNP	1-0,1/2 18:19	MIN	1-0,1/1 22:08	0-0,0/1 11:42
Feb 10	Vs CGY	0-0,2/2 18:05	0-0,1/-1 17:48	DNP	0-0,1/-1 20:14	MIN	0-1,4/-2 24:27	0-0,1/0 15:17
Feb 13	Vs SEA	0-0,2/0 17:14	0-0,2/-1 20:18	DNP	0-0,2/-1 18:46	MIN	0-1,3/0 25:06	0-0,0/0 11:47
Feb 18	Vs NYR	0-1,2/0 15:23	0-1,3/0 24:29	DNP	0-0,4/0 23:19	MIN	0-3,3/0 20:39	0-0,1/0 10:52
Feb 20	@ PIT	1-0,2/-1 15:22	1-1(W),3/2 23:48	DNP	0-1,1/1 22:34	MIN	0-0,2/0 19:17	1-0,3/1 11:48
Feb 22	@ STL	0-0,4/0 18:21	0-0,1/-2 21:35	DNP	0-0,3/-2 21:55	MIN	0-0,1/-1 22:42	0-0,0/0 12:40
Feb 24	Vs TBL	0-0,2/0 16:38	0-0,1/-2 18:09	INJ	0-0,1/-1 23:14	MIN	0-2,1/-1 24:28	0-0,0/0 14:17
Feb 26	@ DAL	0-1,1/1 17:15	0-0,0/-1 20:00	INJ	1-1,2/2 20:59	MIN	0-0,0/-1 26:05	0-1,0/1 12:59
Feb 29	@ DET	0-0,2/0 16:37	0-1,0/3 22:02	INJ	0-0,3/-1 22:29	MIN	0-1,2/0 24:11	0-1,1/1 14:24
Mar 2	Vs BOS	0-1,1/1 15:18	0-0,2/1 19:33	INJ	0-1,2/2 24:19	MIN	0-1,2/2 22:01	0-0,1/0 12:12
Mar 5	Vs STL	0-0,0/-1 15:49	0-2,0/0 23:43	DNP	0-0,2/2 20:52	MIN	0-1,6/0 24:27	0-0,1/0 13:32
Mar 7	@ SJS	0-0,2/3 18:55	0-1,2/2 20:34	DNP	0-1,2/0 20:42	MIN	1-0,2/2 22:42	0-0,0/-1 11:51
Mar 10	@ ANA	0-1,2/2 17:21	0-0,2/-1 20:36	DNP	0-0,0/3 21:54	MIN	0-0,0/-1 21:20	0-1,0/2 10:47
Mar 11	@ LAK	0-0,0/-1 18:00	0-0,0/-1 18:07	DNP	0-0,4/0 22:13	MIN	0-0,2/-2 21:27	0-0,1/0 13:36
Mar 14	@ BUF	0-0,0/-1 18:28	0-0,1/0 17:45	DNP	0-0,1/0 20:32	MIN	0-0,3/-2 26:00	0-0,2/-1 13:33
Mar 16	Vs OTT	0-0,2/1 19:57	0-0,2/-1 21:18	DNP	0-0,2/1 24:12	MIN	0-1,5/-2 23:20	0-0,2/-1 13:05
Mar 17	@ NYR	0-1,2/1 21:58	0-0,3/1 20:03	DNP	0-0,0/-2 17:46	MIN	0-0,1/-1 24:22	0-0,1/-1 12:13
Mar 19	Vs CAR	0-0,5/0 18:28	0-0,2/2 17:20	DNP	0-0,3/1 21:57	MIN	0-0,1/-3 21:06	0-0,1/-1 14:16
Mar 21	@ DET	1-0,2/0 18:36	0-1,1/2 21:25	DNP	0-1,3/-1 21:38	MIN	0-0,3/-1 26:24	0-0,1/0 13:43
Mar 23	Vs WPG	0-0,1/1 19:57	0-0,1/1 22:41	DNP	0-1,4/2 23:38	MIN	0-0,4/1 20:46	DNP
Mar 24	Vs NJD	0-0,5/-2 16:18	0-0,1/0 19:53	DNP	0-0,1/0 21:30	MIN	0-0,2/-3 25:37	0-0,0/0 11:16
Mar 28	@ FLA	0-0,2/0 23:10	0-1,3/0 15:40	DNP	1-0,1/1 24:44	MIN	0-1,1/2 20:11	DNP
Mar 30	@ TBL	0-1,0/-1 16:15	0-0,2/0 20:07	DNP	0-1,0/1 22:49	MIN	0-0,3/-3 23:34	DNP
Apr 1	@ PHI	0-0,2/0 16:59	0-0,1/-1 23:26	DNP	0-0,2/-1 25:17	MIN	0-0,0/2 21:47	DNP
Apr 2	Vs CHI	0-0,3/0 17:45	0-0,1/0 22:10	DNP	0-0,1/1 22:36	MIN	0-0,1/-1 19:28	1-0(W),4/1 13:13
Apr 4	@ CBJ	0-0,5/0 19:50	0-0,2/1 20:51	DNP	0-1,1/0 23:45	MIN	1-0(W),2/1 21:20	0-0,0/0 13:56
Apr 6	Vs NSH	0-1,1/1 14:41	0-0,1/0 23:17	DNP	0-0,1/1 24:51	MIN	1-0(W),2/1 22:55	0-0,3/0 13:45
Apr 9	Vs NYR	1-0,3/1 16:35	0-0,2/0 23:10	DNP	0-0,1/0 26:39	MIN	0-2,2/3 20:49	0-0,1/1 16:27
Apr 11	Vs MTL	0-1,1/0 22:27	0-2,1/2 24:36	DNP	0-1,2/-1 24:47	MIN	0-0,0/0 01:28	0-0,0/0 13:21
Apr 13	@ NYR	0-0,2/1 17:31	0-0,1/-1 23:23	DNP	0-0,1/-2 24:39	MIN	INJ	DNP
Apr 15	@ NJD	0-1,1/2 18:47	0-0,0/0 22:46	DNP	0-0,0/-1 22:46	MIN	INJ	DNP
Apr 17	Vs PIT	0-1,1/-2 20:02	0-0,0/1 18:51	1-1,3/1 19:41	0-1,2/2 22:02	MIN	INJ	1-1(W),1/2 15:49

 **New York Islanders: Player Game By Game Summary**

Skaters: Goals-Assists (Game-Winning), Shots / (+/-), TOI

Goalies: Goals Allowed/Shots, Decision, Minutes Played

Date	Opp.	BARZAL # 13	HORVAT # 14	CLUTTERBUCK # 15	GAUTHIER # 16	MARTIN # 17	ENGVALL # 18	FASCHING # 20
Oct 14	Vs BUF	0-0,3/0 20:07	0-0,8/0 20:58	0-1,1/0 13:12	DNP	0-0,0/0 10:08	0-1,1/1 14:26	0-0,0/0 11:00
Oct 17	Vs ARI	1-0(W),4/0 16:29	0-0,0/0 18:35	0-0,2/0 13:10	DNP	0-0,0/0 07:39	0-0,0/0 14:52	0-0,1/0 12:05
Oct 20	Vs NJD	0-1,6/1 18:54	2-0,4/2 20:47	0-0,1/0 13:21	DNP	0-1,1/1 09:16	0-1,1/1 16:38	0-0,2/0 10:27
Oct 21	@ BUF	0-1,2/1 17:03	0-1,3/1 19:44	0-0,1/1 11:59	0-0,1/-1 12:58	0-0,3/-1 10:45	0-0,0/-2 13:37	DNP
Oct 24	Vs COL	0-1,5/-2 21:05	0-0,3/-2 20:50	1-1,1/0 15:05	DNP	0-0,0/0 05:31	0-0,2/0 13:57	DNP
Oct 26	Vs OTT	0-1,3/0 16:29	1-1,6/0 20:28	1-0,2/1 13:21	DNP	0-0,1/1 06:24	0-0,1/0 13:11	DNP
Oct 28	@ CBJ	0-0,2/0 14:52	0-0,4/0 16:57	0-0,0/1 13:31	DNP	1-0,3/1 11:05	0-1,1/1 14:07	DNP
Oct 30	Vs DET	0-1,6/-2 18:56	1-1,5/-1 19:24	0-0,0/0 09:39	DNP	0-0,0/0 08:56	0-1,0/0 16:13	DNP
Nov 2	@ WSH	0-0,1/1 18:56	0-0,1/0 19:22	0-0,0/0 13:24	DNP	0-0,0/0 09:36	0-1,2/2 15:49	0-1,0/1 08:50
Nov 4	Vs CAR	1-1,4/2 21:08	0-2,2/2 20:06	0-0,0/-1 12:55	DNP	0-0,2/0 07:17	0-0,0/-1 12:30	0-0,0/0 12:08
Nov 7	Vs MIN	0-0,5/0 24:43	INJ	0-1,0/0 10:37	DNP	0-0,0/1 05:29	0-1,1/-1 10:31	0-0,3/-1 11:36
Nov 9	@ BOS	0-1,2/-1 19:12	0-0,2/-1 18:22	0-0,1/0 10:22	DNP	0-0,0/0 10:18	DNP	0-0,1/0 13:57
Nov 11	Vs WSH	0-0,3/-2 21:46	0-1,2/1 20:09	0-0,0/0 07:28	DNP	0-0,1/0 08:36	0-0,3/-2 16:45	0-0,0/0 15:03
Nov 13	@ EDM	1-0,4/0 18:34	0-1,1/-1 17:55	0-0,2/0 11:17	0-0,0/0 08:51	INJ	0-0,3/-1 16:28	DNP
Nov 15	@ VAN	0-2,6/0 19:27	1-0,3/0 22:16	0-0,0/0 11:31	DNP	0-0,0/0 07:11	1-0,1/0 13:08	DNP
Nov 16	@ SEA	0-2,1/1 20:26	0-1,3/0 21:15	0-0,0/1 12:25	DNP	INJ	0-0,0/0 16:51	0-0,1/0 10:47
Nov 18	@ CGY	1-0,2/-1 20:05	0-1,4/0 19:24	0-1,1/1 12:02	DNP	INJ	0-1,3/1 15:21	1-0,1/0 11:13
Nov 22	Vs PHI	0-0,2/-1 16:14	0-0,2/-1 18:23	0-0,1/0 15:01	DNP	INJ	0-2,0/2 12:57	0-0,1/-1 12:35
Nov 24	@ OTT	1-0,3/1 15:28	0-0,2/1 17:49	0-0,1/-1 18:06	DNP	INJ	0-0,0/1 12:03	0-0,1/2 12:48
Nov 25	Vs PHI	0-0,3/0 20:37	0-0,4/0 20:38	0-0,0/0 12:00	0-0,4/0 08:45	INJ	0-0,2/0 19:46	DNP
Nov 28	@ NJD	1-2,3/0 18:25	1-0,4/-1 18:55	1-0,1/0 13:39	0-1,2/0 10:48	INJ	0-0,0/-1 15:08	DNP
Nov 30	@ CAR	1-3(W),2/2 20:56	1-0,2/1 21:15	0-0,0/0 13:58	0-0,0/0 10:50	INJ	1-0,2/0 16:43	DNP
Dec 2	@ FLA	INJ	0-2,1/2 17:41	0-0,1/0 16:17	1-1(W),2/1 13:02	INJ	1-0,3/0 15:18	0-0,0/0 11:21
Dec 5	Vs SJS	0-0,3/-3 19:53	0-2,2/-2 21:06	0-0,0/-1 14:04	1-0,1/1 09:58	INJ	0-0,5/0 15:33	0-0,2/-2 12:47
Dec 7	Vs CBJ	2-2,5/3 18:15	2-1,3/4 18:25	1-0,1/0 12:55	0-0,1/-1 12:01	INJ	1-0,2/0 15:02	0-1,0/0 13:25
Dec 9	Vs LAK	0-1,1/1 19:21	0-1,2/1 18:23	0-0,3/0 13:39	0-0,1/0 08:57	INJ	0-0,2/0 15:50	0-0,0/0 07:55
Dec 11	Vs TOR	0-1,3/1 19:19	1-0(W),4/1 18:08	0-1,1/0 14:43	0-0,2/0 10:04	INJ	0-0,1/1 15:16	0-1,0/1 13:40
Dec 13	Vs ANA	1-0,4/-1 18:01	0-1,4/-1 17:33	0-1,2/1 13:39	0-0,3/-1 09:39	INJ	0-1,0/0 16:31	0-1,0/1 14:13
Dec 15	Vs BOS	0-2,2/1 20:56	1-2,6/1 20:26	0-0,0/1 14:43	0-0,0/-1 11:02	INJ	0-0,4/0 15:56	0-0,2/0 12:43
Dec 16	@ MTL	0-0,1/-1 21:04	1-0,3/-1 20:03	0-0,0/0 12:23	0-0,1/-1 10:03	INJ	0-0,3/-1 16:08	0-0,2/0 10:36
Dec 19	Vs EDM	0-1,1/0 20:33	1-0(W),2/0 17:31	0-0,1/0 12:25	0-0,1/0 04:33	INJ	0-0,0/-1 13:53	0-0,0/0 09:27
Dec 20	@ WSH	0-0,0/1 21:53	0-0,4/1 19:51	0-1,0/1 09:35	INJ	INJ	0-0,1/-1 17:31	1-0,1/1 11:07
Dec 23	@ CAR	0-2,3/3 19:47	1-1,1/3 18:28	0-0,0/0 13:42	0-0,0/0 08:13	INJ	0-0,2/0 15:30	0-0,0/0 11:55
Dec 27	Vs PIT	0-0,2/-3 19:44	0-0,2/-3 17:53	0-0,1/0 14:28	DNP	INJ	0-0,2/-1 14:37	0-0,1/0 13:09
Dec 29	Vs WSH	0-1,4/1 19:45	0-2,2/2 19:19	0-0,0/0 13:52	2-1,2/4 09:48	0-0,1/-1 11:32	0-0,3/0 14:13	0-0,1/0 11:58
Dec 31	@ PIT	0-0,6/0 18:39	0-0,2/0 19:58	0-0,1/-1 12:50	0-0,1/0 11:06	0-0,3/0 08:42	DNP	0-0,2/-2 15:11
Jan 2	@ COL	0-1,1/0 16:25	0-0,2/1 17:05	0-1,0/-1 15:16	0-0,1/-1 09:17	DNP	1-0,2/1 14:29	0-0,1/-1 10:41
Jan 4	@ ARI	0-2,2/3 19:12	2-1,3/2 18:14	0-0,2/0 14:30	1-0,1/1 10:02	0-0,0/0 13:49	0-0,1/1 17:14	DNP
Jan 6	@ VGK	1-0,1/-2 18:42	0-1,3/-2 18:32	0-0,0/1 14:37	0-0,0/-1 11:56	0-0,0/1 14:02	0-0,0/0 15:10	DNP
Jan 9	Vs VAN	0-1,4/-3 21:36	0-0,1/-1 18:46	0-0,0/-2 12:08	0-0,0/-1 11:17	0-0,0/-1 11:07	0-0,4/1 14:16	DNP
Jan 11	Vs TOR	1-3(W),5/2 21:05	1-0,6/1 18:20	0-0,0/-1 13:05	DNP	0-0,0/-1 12:20	0-0,0/-1 15:00	0-0,2/-1 14:30
Jan 13	@ NSH	0-0,7/-2 19:44	0-0,3/-1 21:03	0-1,1/1 14:31	DNP	0-0,2/0 12:00	0-0,3/0 16:12	0-0,0/0 12:12
Jan 15	@ MIN	0-0,1/-1 19:24	0-0,1/-1 19:18	0-0,0/0 10:27	0-0,1/-2 12:01	0-0,2/0 10:00	0-0,3/0 14:54	0-0,2/0 10:03
Jan 16	@ WPG	0-0,1/-1 21:14	0-1,2/-1 22:27	0-0,2/0 12:57	0-0,1/0 09:18	0-0,1/0 08:10	INJ	0-0,0/-2 12:02
Jan 19	@ CHI	0-1,3/-1 18:01	1-0,5/-2 21:41	0-0,1/0 11:37	0-0,1/0 10:30	0-0,0/0 10:49	INJ	0-1,0/1 15:32
Jan 21	Vs DAL	0-2,2/2 20:29	1-0(W),4/2 20:38	0-0,0/0 10:23	0-0,2/-1 11:48	0-0,2/0 08:36	INJ	1-0,2/0 13:55
Jan 23	Vs VGK	0-0,2/1 25:11	0-0,5/1 23:08	0-0,0/0 10:54	0-0,3/-1 09:49	0-0,2/1 09:17	INJ	0-0,1/-1 12:37
Jan 25	@ MTL	1-1,9/0 26:31	1-1,5/0 26:05	0-0,0/0 08:30	0-0,0/0 07:59	INJ	0-0,2/-2 15:05	0-0,0/0 02:52
Jan 27	Vs FLA	0-1,1/1 23:42	0-0,3/0 23:13	0-0,0/0 10:10	DNP	0-0,0/0 09:10	0-0,2/0 14:38	INJ
Feb 5	@ TOR	1-0,3/1 23:01	0-0,3/1 19:41	0-1,0/1 10:08	MIN	0-0,0/0 07:28	1-0(W),3/1 16:11	INJ
Feb 8	Vs TBL	1-1,3/1 19:35	1-1,4/1 17:35	0-0,1/1 12:19	MIN	0-0,0/1 12:54	0-1,1/1 16:36	INJ
Feb 10	Vs CGY	0-1,7/-3 23:39	0-0,3/-3 21:50	0-0,1/0 08:25	MIN	0-0,0/2 09:57	0-0,1/1 17:24	INJ
Feb 13	Vs SEA	0-1,2/0 26:15	0-0,4/0 25:17	0-0,0/0 09:26	MIN	0-0,1/0 08:22	0-0,1/0 17:57	INJ
Feb 18	Vs NYR	1-0,3/-1 17:51	1-0,2/-1 19:35	0-1,0/1 10:56	MIN	0-0,3/0 06:36	0-1,3/0 18:26	INJ
Feb 20	@ PIT	1-1,2/1 22:06	0-1,3/-1 24:07	0-0,1/-1 09:15	MIN	0-0,0/-1 07:07	0-0,3/0 14:37	INJ
Feb 22	@ STL	0-0,5/-3 20:31	0-0,5/-3 19:27	0-0,0/0 12:58	MIN	0-0,0/0 07:56	0-0,3/0 14:17	INJ
Feb 24	Vs TBL	0-1,6/0 22:57	0-0,1/0 22:54	0-0,1/0 06:36	MIN	0-0,0/0 04:30	0-0,2/-1 16:19	INJ
Feb 26	@ DAL	0-1,4/1 25:17	1-0(W),7/1 25:07	0-0,0/1 08:30	MIN	0-0,3/0 08:12	1-1,4/2 16:20	INJ
Feb 29	@ DET	1-1(W),2/1 19:18	0-0,3/1 19:05	0-0,1/0 10:05	MIN	0-0,0/-1 10:12	1-0,2/1 15:44	INJ
Mar 2	Vs BOS	0-1,0/0 20:25	0-2,1/0 18:03	0-0,0/0 10:59	MIN	0-0,0/0 06:37	0-0,1/0 16:24	INJ
Mar 5	Vs STL	1-0,2/0 18:44	1-0(W),6/0 18:02	0-0,0/0 10:25	MIN	0-0,1/0 10:43	0-0,1/0 15:15	INJ
Mar 7	@ SJS	1-0,1/4 17:23	1-2(W),4/4 16:43	0-0,0/1 11:39	MIN	0-1,2/1 10:43	0-1,0/-1 15:05	INJ
Mar 10	@ ANA	0-2,0/1 20:26	1-1,3/2 18:42	1-0,1/1 11:09	MIN	0-1,0/1 09:36	1-0,4/2 16:30	INJ
Mar 11	@ LAK	0-0,1/-2 18:34	0-0,1/-2 18:59	0-0,1/-1 11:25	MIN	INJ	0-0,3/0 15:21	0-0,1/-1 10:19
Mar 14	@ BUF	0-0,0/-1 20:33	0-0,2/-2 21:53	0-0,2/0 09:55	MIN	0-0,1/0 06:28	0-0,1/-1 14:48	DNP
Mar 16	Vs OTT	0-1,4/-1 22:02	1-0,4/0 21:47	0-1,1/1 11:50	MIN	1-0,1/1 08:41	0-0,3/-1 15:34	DNP
Mar 17	@ NYR	0-0,2/-2 23:09	2-0,5/0 18:14	0-0,1/0 09:21	MIN	0-0,0/0 09:03	0-0,1/-1 13:07	DNP
Mar 19	Vs CAR	0-0,3/-2 18:42	0-1,0/0 16:28	0-0,0/0 12:51	MIN	0-0,1/0 12:24	DNP	0-0,2/-1 12:21
Mar 21	@ DET	1-0,7/-2 20:53	0-0,5/-3 18:26	0-0,0/0 09:57	MIN	DNP	0-1,0/0 13:58	0-0,3/-1 13:36
Mar 23	Vs WPG	1-2,2/3 16:12	0-1,1/-1 16:22	2-0,5/1 12:50	MIN	0-1,1/1 11:30	0-0,2/0 16:19	1-2(W),2/3 13:44
Mar 24	Vs NJD	0-0,5/-2 19:43	0-0,3/-2 19:49	0-2/0 13:41	MIN	DNP	0-0,3/0 13:36	0-0,0/-2 10:45
Mar 28	@ FLA	1-0,2/1 17:28	0-0,2/-1 21:34	0-0,0/-1 10:59	MIN	0-0,0/0 07:41	0-1,1/1 15:58	0-0,1/1 10:08
Mar 30	@ TBL	0-0,2/-2 19:00	0-0,2/-1 16:31	0-0,0/0 10:57	MIN	0-0,1/0 11:35	0-0,1/-1 14:19	0-0,0/-1 17:39
Apr 1	@ PHI	0-1,5/0 19:45	1-0,1/0 15:57	0-0,0/1 12:22	MIN	1-0,2/1 10:12	0-0,1/-1 17:35	0-0,0/0 12:13
Apr 2	Vs CHI	0-1,3/-1 20:51	1-0,5/-1 19:24	0-0,1/0 09:16	MIN	0-0,1/0 08:52	0-0,1/0 15:44	DNP
Apr 4	@ CBJ	0-2,2/1 20:16	1-0,3/1 17:39	0-0,5/0 10:31	MIN	0-0,0/1 08:08	1-0,2/0 18:30	DNP
Apr 6	Vs NSH	0-1,3/1 17:57	0-0,6/1 18:25	0-0,1/0 10:01	MIN	0-0,0/0 08:06	0-0,0/0 14:15	DNP
Apr 9	Vs NYR	0-1,5/2 20:46	1-1,3/2 18:56	0-0,0/0 09:32	MIN	0-0,0/0 08:12	0-1,1/1 12:47	DNP
Apr 11	Vs MTL	0-0,2/0 25:47	0-0,2/1 20:31	0-0,0/-1 07:21	MIN	0-0,1/-1 08:22	1-0,6/1 15:10	DNP
Apr 13	@ NYR	0-0,4/-2 25:42	0-0,1/-2 21:53	0-0,0/0 06:07	MIN	0-0,1/0 06:55	0-0,2/0 17:04	0-2,1/2 13:22
Apr 15	@ NJD	0-0,2/0 17:30	0-0,4/0 19:34	0-0,0/0 11:16	MIN	0-0,1/1 11:47	0-2,0/2 13:36	0-1,1/1 11:28
Apr 17	Vs PIT	DNP	0-0,3/1 19:55	0-0,2/-1 14:42	DNP	0-0,2/-2 14:15	DNP	DNP



# New York Islanders: Player Game By Game Summary

Skaters: Goals-Assists (Game-Winning), Shots / (+/-), TOI

Goalies: Goals Allowed/Shots, Decision, Minutes Played

Date	Opp.	PALMIERI # 21	MAYFIELD # 24	AHO # 25	WAHLSTROM # 26	LEE # 27	ROMANOV # 28	NELSON # 29
Oct 14	Vs BUF	1-0,4/1 16:32	0-0,2/0 16:47	0-0,0/0 14:17	DNP	0-0,2/0 14:17	0-0,2/0 22:04	1-1,3/2 16:37
Oct 17	Vs ARI	0-1,3/0 17:01	INJ	0-0,5/0 16:23	DNP	0-0,2/0 15:11	0-0,3/0 17:48	0-0,4/0 16:45
Oct 20	Vs NJD	0-2,3/3 17:36	INJ	0-0,0/0 14:18	DNP	0-1,2/1 14:55	0-0,0/1 22:06	2-0,5/3 19:29
Oct 21	@ BUF	0-0,1/-1 19:15	INJ	0-0,0/-1 11:34	0-0,1/1 12:16	0-0,2/0 16:35	0-0,0/0 21:52	0-0,2/-1 17:26
Oct 24	Vs COL	1-0,1/-3 18:40	INJ	0-0,0/1 15:08	0-0,2/0 08:12	1-0,3/-1 17:20	0-0,2/0 17:09	0-0,1/-2 18:31
Oct 26	Vs OTT	0-1,3/0 18:08	INJ	0-0,1/0 10:49	0-0,0/0 06:57	0-0,2/0 15:48	0-0,1/1 20:35	0-0,4/0 15:16
Oct 28	@ CBJ	1-0(W),4/1 18:29	INJ	0-1,2/1 12:33	0-0,1/0 13:51	0-0,2/0 14:54	0-0,2/0 23:08	0-0,8/1 18:50
Oct 30	Vs DET	0-0,0/0 18:35	INJ	0-0,0/-2 13:04	0-0,3/-1 12:03	0-0,5/-1 15:13	0-0,3/0 21:35	1-0,4/0 16:49
Nov 2	@ WSH	0-1,1/1 17:17	0-1,3/2 21:21	0-0,0/0 16:41	DNP	0-0,1/0 14:46	0-0,3/2 25:16	1-1,2/2 18:00
Nov 4	Vs CAR	0-0,2/-2 13:29	0-0,0/-1 20:13	0-0,1/0 15:09	DNP	0-0,2/1 17:00	0-0,0/1 25:23	0-0,4/-3 14:38
Nov 7	Vs MIN	0-0,2/0 19:01	0-0,0/0 17:54	0-1,1/-1 12:46	1-0,4/-1 13:32	0-0,1/-1 19:00	0-0,1/-2 18:54	0-0,3/-1 19:14
Nov 9	@ BOS	0-0,1/-3 18:28	0-0,3/0 19:19	0-0,2/0 18:31	0-0,3/0 14:54	0-0,2/-3 14:50	0-0,1/1 23:37	1-0,1/-3 18:01
Nov 11	Vs WSH	0-0,2/-1 16:44	0-0,2/-1 15:32	0-0,2/-1 20:10	DNP	0-0,3/-1 16:30	0-0,4/0 21:51	0-0,2/-2 17:16
Nov 13	@ EDM	0-0,6/-1 16:26	0-0,1/-1 16:35	0-0,1/-1 14:01	0-0,1/0 16:14	0-0,1/-1 16:17	0-0,2/1 23:07	0-0,10/-1 17:22
Nov 15	@ VAN	0-0,4/0 17:25	0-0,1/1 19:19	0-1,2/1 15:19	0-1,2/0 11:36	0-0,1/0 12:06	0-0,3/0 19:33	1-0,3/0 14:49
Nov 16	@ SEA	0-1,1/0 20:59	0-0,0/0 16:29	0-0,0/0 16:43	0-0,1/0 14:31	1-0,1/0 11:57	0-0,1/1 18:40	0-1,4/0 21:36
Nov 18	@ CGY	1-0,5/1 18:00	0-0,0/0 17:17	0-1,1/0 17:10	0-0,1/-4 11:40	0-0,0/-1 12:44	0-0,3/-3 22:52	1-1,2/2 17:33
Nov 22	Vs PHI	0-0,1/2 16:38	0-0,0/0 17:09	0-0,0/0 13:19	0-1,1/0 13:01	1-0,5/1 13:30	0-0,3/-1 22:04	2-0(W),4/2 15:46
Nov 24	@ OTT	1-1,3/0 15:16	0-1,3/0 26:19	0-0,0/0 01:28	1-1,1/2 10:04	1-0(W),4/2 13:39	0-2,2/2 30:02	0-2,3/0 16:38
Nov 25	Vs PHI	0-0,1/0 18:40	0-0,0/0 21:10	INJ	0-0,1/0 11:50	0-0,1/0 15:19	0-0,3/0 21:45	0-0,3/0 21:45
Nov 28	@ NJD	0-0,1/-1 18:05	0-0,0/1 24:37	INJ	0-0,0/0 10:09	0-1,3/1 13:24	0-1,1/-1 23:43	0-0,2/-1 18:43
Nov 30	@ CAR	1-0,3/-2 18:48	0-0,0/0 19:44	INJ	0-0,0/-1 08:14	0-1,1/-1 15:27	0-0,0/-1 24:30	0-0,1/0 18:09
Dec 2	@ FLA	0-1,0/0 18:07	0-0,0/-2 18:45	INJ	0-0,1/-1 09:02	1-0,2/1 15:48	0-1,2/3 25:44	0-0,1/0 15:04
Dec 5	Vs SJS	0-0,0/0 16:53	0-0,1/-1 18:00	INJ	DNP	0-0,2/-2 15:13	0-0,2/-2 24:41	1-0,5/-1 19:53
Dec 7	Vs CBJ	1-0(W),3/1 15:36	0-1,0/1 18:07	INJ	DNP	0-0,6/4 15:46	0-0,3/0 25:59	0-1,1/0 15:49
Dec 9	Vs LAK	0-0,4/0 19:25	0-1,3/1 17:00	INJ	DNP	2-0,4/1 14:21	0-0,1/1 23:24	0-0,3/0 18:51
Dec 11	Vs TOR	1-1,1/1 16:12	0-0,0/-1 22:41	INJ	DNP	0-0,3/0 16:17	0-0,4/1 24:17	1-1,4/1 15:47
Dec 13	Vs ANA	1-0,2/1 17:41	INJ	0-0,2/0 18:51	DNP	0-0,2/-1 15:36	0-0,1/2 22:45	0-1,3/1 17:16
Dec 15	Vs BOS	0-0,3/0 16:29	INJ	0-0,1/-1 19:46	DNP	0-0,4/1 13:42	1-0,1/1 22:49	1-1,4/0 22:19
Dec 16	@ MTL	0-0,1/-2 15:44	INJ	0-0,1/-2 23:47	DNP	0-0,5/0 16:06	0-1,0/0 18:54	2-0,4/-1 15:19
Dec 19	Vs EDM	0-1,3/-1 18:07	INJ	0-0,0/0 17:17	DNP	1-0,4/0 17:03	0-0,1/1 24:48	0-1,3/-1 18:38
Dec 20	@ WSH	0-0,2/-2 17:30	INJ	0-0,3/-2 18:04	0-0,1/0 11:39	1-0,1/1 16:36	0-0,2/2 24:18	0-0,4/-1 16:48
Dec 23	@ CAR	0-2,2/0 15:39	INJ	1-0,2/4 17:07	DNP	1-2(W),2/3 15:35	0-0,1/-1 24:40	1-1,4/0 15:03
Dec 27	Vs PIT	0-0,0/-1 14:49	INJ	0-0,1/-1 19:21	0-0,0/-3 08:19	0-0,1/-3 16:56	0-0,3/-3 22:23	0-0,3/-1 15:28
Dec 29	Vs WSH	0-0,0/-1 16:11	INJ	0-0,1/0 19:07	DNP	0-0,3/1 16:38	0-1,2/2 21:27	0-0,1/-1 16:58
Dec 31	@ PIT	0-0,2/-2 17:05	0-0,1/0 17:58	0-0,0/0 20:19	DNP	0-0,4/0 16:30	0-0,1/-1 22:17	0-0,6/-2 18:46
Jan 2	@ COL	0-0,1/1 16:02	0-0,2/-2 23:43	DNP	DNP	0-0,0/1 14:03	1-0,1/1 25:12	1-1,1/1 16:54
Jan 4	@ ARI	0-0,2/0 14:56	0-0,1/0 17:03	0-0,1/1 19:31	DNP	1-0,3/2 16:01	0-0,0/2 24:20	0-1,4/1 16:26
Jan 6	@ VGK	0-0,4/0 16:39	0-0,1/-1 18:58	0-0,1/-2 15:57	DNP	0-0,1,-4 2 15:30	0-0,1/-1 22:00	0-0,3/0 16:47
Jan 9	Vs VAN	0-1,3/0 14:20	0-0,0/0 20:28	0-0,0/0 16:55	DNP	0-0,2/-1 15:00	0-0,1/-2 22:47	2-0,2/0 18:06
Jan 11	Vs TOR	1-0,2/0 14:32	0-0,1/-1 20:05	0-0,0/-1 15:56	0-0,4/-1 08:03	0-0,1/0 15:48	1-0,3/0 21:26	0-0,0/0 19:25
Jan 13	@ NSH	0-0,0/-1 14:19	0-0,0/-1 20:35	0-0,1/0 13:41	0-0,2/0 07:41	0-0,0/1 16:27	0-0,1/1 22:49	0-0,2/-1 17:40
Jan 15	@ MIN	0-0,1/-1 14:00	0-0,0/0 20:29	0-0,1/-2 19:29	DNP	0-0,2/0 15:28	0-0,0/0 17:23	0-0,3/-2 19:15
Jan 16	@ WPG	0-0,8/-2 17:03	0-0,2/-1 15:10	0-1,1/0 18:47	0-0,1/1 10:41	2-0,6/1 16:09	0-0,1/1 19:22	0-0,3/-2 17:57
Jan 19	@ CHI	1-1,5/1 18:54	0-0,1/0 16:13	0-0,0/0 18:21	DNP	0-0,0/-1 16:39	0-0,3/-1 21:00	1-0,5/1 17:42
Jan 21	Vs DAL	0-0,2/0 16:00	0-0,0/0 16:30	0-0,1/-2 18:05	DNP	0-0,3/1 17:47	1-0,2/2 23:39	0-1,2/-1 15:40
Jan 23	Vs VGK	0-0,6/-1 17:22	0-0,1/0 17:13	0-0,0/-1 16:12	DNP	0-0,3/0 19:12	0-1,0/0 19:16	1-0,4/0 19:30
Jan 25	@ MTL	1-1,11/-1 19:16	0-0,0/-1 14:09	0-0,1/-1 16:55	DNP	0-0,3/0 16:15	0-0,4/-1 18:12	0-0,3/-1 21:19
Jan 27	Vs FLA	1-0,2/0 13:12	0-0,0/0 18:52	0-0,0/1 16:31	0-1,0/1 10:14	0-0,2/1 18:51	0-0,1/0 26:06	0-0,3/1 16:22
Feb 5	@ TOR	0-1,1/1 16:59	0-0,3/1 19:24	DNP	0-0,1/0 09:52	0-1,2/1 17:36	0-0,0/2 18:25	0-1,1/2 18:13
Feb 8	Vs TBL	1-0(W),2/1 17:59	0-0,0/1 21:30	DNP	0-0,0/1 10:22	0-0,0/1 15:20	0-0,1/1 13:34	0-1,6/1 15:19
Feb 10	Vs CGY	0-1,7/-1 19:24	0-0,1/0 15:21	0-0,0/-1 18:45	0-0,0/0 10:23	0-0,1/-3 18:00	INJ	1-0,4/-1 18:52
Feb 13	Vs SEA	1-0,3/-1 17:42	0-0,0/0 20:35	DNP	0-0,3/0 11:00	0-0,0/-1 17:38	0-0,1/0 21:03	0-0,3/-1 17:52
Feb 18	Vs NYR	0-0,2/0 15:42	0-1,1/0 17:09	DNP	0-0,1/0 11:35	1-0,5/-1 14:51	1-0,3/0 19:41	1-1,3/2 16:26
Feb 20	@ PIT	0-0,0/1 16:45	0-0,1/-1 18:14	DNP	0-0,1/0 11:01	0-1,1/0 18:34	1-1,8/2 20:10	1-1,8/2 20:10
Feb 22	@ STL	0-0,5/-1 16:10	0-0,1/0 15:24	DNP	0-0,0/0 08:43	0-0,3/-2 14:21	0-0,0/0 13:32	0-0,5/-1 20:59
Feb 24	Vs TBL	0-0,2/-2 19:00	INJ	0-0,2/-1 12:38	0-0,2/0 09:50	1-0,4/0 17:51	0-0,0/0 17:01	1-0,4/-2 21:22
Feb 26	@ DAL	0-0,2/-1 14:44	INJ	0-0,0/1 16:06	DNP	0-0,2/-1 15:31	0-0,0/1 19:04	0-0,2/0 22:28
Feb 29	@ DET	0-1,3/-1 17:01	INJ	0-0,0/1 14:55	DNP	0-0,2/-1 13:53	0-0,0/-1 17:24	2-0,3/2 17:54
Mar 2	Vs BOS	3-1(W),3/3 15:27	INJ	0-0,0/0 16:17	DNP	1-1,3/3 15:42	0-0,2/0 20:08	1-0,4/0 18:22
Mar 5	Vs STL	1-0,5/2 17:10	INJ	0-1,0/1 15:43	DNP	0-1,2/2 15:58	0-2,2/0 15:44	0-2,2/0 15:44
Mar 7	@ SJS	0-0,1/1 16:28	INJ	1-0,3/3 17:09	DNP	1-1,3/1 16:36	1-0,4/0 19:32	0-3,3/4 17:36
Mar 10	@ ANA	1-0(W),1/0 17:45	INJ	0-1,2/2 17:17	DNP	0-0,2/-1 14:10	0-0,0/3 17:27	1-1,1/2 18:14
Mar 11	@ LAK	0-0,2/-1 18:12	INJ	0-0,1/0 15:52	DNP	0-0,2/0 13:40	0-0,1/-1 18:44	0-0,5/-2 19:02
Mar 14	@ BUF	0-0,4/-2 19:09	INJ	0-0,0/-2 15:51	DNP	0-0,0/-1 13:19	0-0,1/-1 16:57	0-0,1/-1 22:01
Mar 16	Vs OTT	1-0,3/1 17:00	INJ	0-0,1/0 16:38	DNP	0-1,1/0 15:49	0-0,0/1 17:21	0-0,0/0 22:07
Mar 17	@ NYR	0-0,0/-1 17:01	INJ	0-0,0/-1 18:08	DNP	0-0,3/-2 18:03	0-0,1/-4 14:57	0-2,1/0 18:35
Mar 19	Vs CAR	1-0,4/0 17:30	INJ	0-0,1/0 20:02	DNP	0-0,0/-1 17:36	0-0,1/0 19:04	0-1,4/0 17:03
Mar 21	@ DET	0-0,4/-3 20:07	INJ	DNP	DNP	0-1,0/-1 16:00	0-0,2/-3 15:26	0-0,1/-3 18:15
Mar 23	Vs WPG	1-0,3/-1 16:52	INJ	DNP	DNP	1-1,3/3 14:41	0-1,2/1 17:37	0-1,5/-1 17:16
Mar 24	Vs NJD	0-0,5/-2 18:18	INJ	DNP	DNP	0-0,2/-1 07:42	0-0,2/0 15:38	0-0,1/-2 21:56
Mar 28	@ FLA	0-0,2/0 20:33	INJ	DNP	DNP	0-0,1/1 16:05	0-0,0/0 15:52	0-0,2/-1 22:54
Mar 30	@ TBL	1-0,3/-1 15:18	INJ	DNP	DNP	0-0,5/-1 17:06	0-0,1/-1 23:21	0-0,4/-1 14:42
Apr 1	@ PHI	0-1,0/0 17:23	INJ	DNP	DNP	1-0,3/-1 13:38	0-1,4/1 19:01	1-0(W),3/0 17:17
Apr 2	Vs CHI	0-0,0/0 17:58	INJ	0-0,0/0 15:48	DNP	0-1,2/1 15:20	0-0,3/0 20:31	0-0,1/0 18:28
Apr 4	@ CBJ	1-1,7/1 16:19	INJ	DNP	DNP	0-0,3/1 14:15	0-2,1/2 16:53	0-0,3/1 18:33
Apr 6	Vs NSH	1-0,4/1 18:10	INJ	DNP	DNP	0-0,2/0 12:50	0-0,1/0 21:21	0-0,1/1 17:48
Apr 9	Vs NYR	1-0(W),1/1 17:42	INJ	DNP	DNP	1-0,5/1 13:57	0-0,0/3 18:39	0-1,0/1 17:00
Apr 11	Vs MTL	1-0(W),3/1 15:44	INJ	0-0,1/0 22:46	DNP	0-0,1/1 18:42	0-0,2/0 20:48	0-1,2/2 18:24
Apr 13	@ NYR	0-2,4/2 20:12	INJ	0-0,1/1 20:17	DNP	0-0,1/0 16:36	0-0,1/1 17:59	2-0,7/1 21:53
Apr 15	@ NJD	1-1(W),3/0 17:37	INJ	0-0,0/0 16:40	DNP	0-2,2/1 13:37	0-0,1/1 22:57	1-1,1/0 14:52
Apr 17	Vs PIT	1-0,7/1 21:05	INJ	0-0,0/1 10:28	0-0,2/0 16:46	DNP	0-1,0/1 19:16	1-1,3/1 20:59

# New York Islanders: Player Game By Game Summary

Skaters: Goals-Assists (Game-Winning), Shots / (+/-), TOI

Goalies: Goals Allowed/Shots, Decision, Minutes Played

Date	Opp.	MACLEAN # 32	ISKHAKOV # 37	BORTUZZO # 41	PAGEAU # 44	GIZIKAS # 53	SOROKIN # 30	VARLAMOV # 40
Oct 14	Vs BUF	DNP	MIN		0-0,0/-1 15:30	1-0(W),1/0 12:45	2/28 W 59:51	DND
Oct 17	Vs ARI	DNP	MIN		0-0,2/0 16:41	0-0,0/0 13:18	0/14 W 59:49	DND
Oct 20	Vs NJD	DNP	MIN		0-0,1/-1 16:30	0-0,2/0 11:38	5/39 O 61:47	DND
Oct 21	@ BUF	DNP	MIN		0-0,3/-1 15:50	0-0,2/-1 13:50	DND	3/42 L 59:07
Oct 24	Vs COL	DNP	MIN		0-2,1/-1 17:19	0-0,0/-1 09:43	5/37 L 58:47	DND
Oct 26	Vs OTT	DNP	MIN		0-0,3/0 18:33	0-1,0/1 13:33	2/47 W 59:52	DND
Oct 28	@ CBJ	DNP	MIN		0-0,0/0 15:44	0-1,1/1 15:10	DND	0/34 W 60:00
Oct 30	Vs DET	MIN	MIN		0-0,3/-1 17:31	1-0,2/1 14:58	4/36 O 61:25	DND
Nov 2	@ WSH	MIN	MIN		0-1,1/1 13:36	0-0,1/0 14:34	DND	0/32 W 60:00
Nov 4	Vs CAR	MIN	MIN		0-1,0/1 16:54	0-0,0/-1 12:26	4/46 O 61:14	DND
Nov 7	Vs MIN	MIN	MIN		0-0,1/-2 20:43	0-1,1/1 13:50	DND	4/31 L 57:36
Nov 9	@ BOS	MIN	MIN		0-1,1/1 14:53	0-0,1/0 11:52	4/34 L 58:51	DND
Nov 11	Vs WSH	MIN	MIN		0-0,1/-2 16:35	0-0,2/0 09:13	DND	3/27 L 56:42
Nov 13	@ EDM	MIN	MIN		0-0,0/0 16:14	0-0,0/0 10:55	3/31 L 59:48	DND
Nov 15	@ VAN	MIN	MIN		0-0,0/0 15:37	0-0,0/0 10:08	4/43 O 62:36	DND
Nov 16	@ SEA	MIN	MIN		0-0,0/0 15:20	1-0,4/1 12:19	DND	3/32 O 64:35
Nov 18	@ CGY	MIN	MIN		0-0,0/-2 16:08	0-0,2/-1 14:14	4/39 W 65:00	DND
Nov 22	Vs PHI	MIN	MIN		0-0,2/1 16:28	0-0,2/-1 16:49	2/36 W 60:00	DND
Nov 24	@ OTT	MIN	MIN		0-1,2/2 13:32	0-0,0/-1 17:47	DND	3/31 W 60:00
Nov 25	Vs PHI	MIN	MIN		0-0,0/0 16:13	0-0,1/0 14:30	0/40 O 64:06	DND
Nov 28	@ NJD	MIN	MIN		1-0,3/1 15:15	0-1,0/0 15:08	5/33 L 59:37	DND
Nov 30	@ CAR	MIN	MIN		0-1,1/0 14:39	0-0,0/-1 15:32	DND	4/43 W 62:46
Dec 2	@ FLA	MIN	MIN		0-0,0/-2 16:16	0-0,1/0 15:16	3/45 W 60:00	DND
Dec 5	Vs SJS	MIN	MIN		0-1,1/1 15:22	0-0,1/-1 14:11	5/37 O 64:35	DND
Dec 7	Vs CBJ	MIN	MIN		0-0,0/0 15:39	0-1,0/-1 12:48	DND	3/35 W 59:31
Dec 9	Vs LAK	MIN	MIN	0-0,0/-1 16:03	1-0(W),1/1 14:33	0-0,0/0 13:42	2/35 W 60:13	DND
Dec 11	Vs TOR	MIN	MIN	0-0,0/0 11:33	0-0,1/-1 15:06	1-0,1/0 15:26	3/40 W 60:46	DND
Dec 13	Vs ANA	MIN	MIN	0-0,0/-1 14:00	0-1,2/0 14:52	1-0,2/1 14:29	DND	3/24 W 60:00
Dec 15	Vs BOS	MIN	MIN	0-0,0/0 15:11	0-1,1/0 14:39	0-0,2/0 13:20	4/34 O 65:00	DND
Dec 16	@ MTL	MIN	MIN	0-0,0/0 15:59	0-0,3/-1 15:10	0-0,3/0 13:15	DND	4/40 L 58:57
Dec 19	Vs EDM	MIN	MIN	0-0,0/0 17:11	0-1,2/1 15:29	0-0,0/0 15:06	1/31 W 59:57	DND
Dec 20	@ WSH	MIN	MIN	0-0,2/0 15:13	0-0,4/-1 16:20	0-0,1/1 13:55	DND	3/36 O 61:33
Dec 23	@ CAR	MIN	MIN	0-0,1/0 15:36	0-0,1/0 15:31	0-0,1/0 15:48	4/40 W 59:52	DND
Dec 27	Vs PIT	MIN	MIN	0-0,0/-2 17:50	0-0,1/-3 14:15	0-0,0/0 14:47	6/25 L 40:00	1/7 20:00
Dec 29	Vs WSH	MIN	MIN	0-0,1/1 16:40	2-2,4/4 15:43	INJ	1/27 W 60:00	DNP
Dec 31	@ PIT	MIN	MIN	DNP	0-0,0/0 15:01	0-0,3/-1 11:41	2/37 L 59:02	INJ
Jan 2	@ COL	MIN	MIN	0-0,0/0 08:10	0-0,4/0 15:29	0-0,2/-2 15:31	4/27 O 45:40	1/12 14:52
Jan 4	@ ARI	MIN	MIN	INJ	0-0,1/1 12:56	0-0,2/0 14:29	1/27 W 60:00	INJ
Jan 6	@ VGK	MIN	MIN	INJ	0-0,0/-1 13:05	0-1,2/1 14:48	5/30 L 60:00	INJ
Jan 9	Vs VAN	MIN	MIN	INJ	0-0,0/-3 18:46	0-0,0/-1 03:54	4/33 L 59:50	INJ
Jan 11	Vs TOR	MIN	MIN	INJ	0-0,0/-2 16:21	INJ	3/35 W 60:21	INJ
Jan 13	@ NSH	MIN	MIN	INJ	1-0,1/0 14:33	INJ	2/27 L 59:53	INJ
Jan 15	@ MIN	MIN	MIN	INJ	0-0,1/-1 18:04	INJ	3/32 L 40:00	INJ
Jan 16	@ WPG	MIN	MIN	INJ	0-0,0/1 15:39	INJ	3/43 L 58:16	INJ
Jan 19	@ CHI	0-0,0/0 10:21	MIN	INJ	0-0,0/-1 14:50	INJ	4/24 O 60:22	INJ
Jan 21	Vs DAL	0-0,1/0 08:36	MIN	INJ	0-0,4/0 16:19	INJ	2/43 W 60:41	INJ
Jan 23	Vs VGK	0-0,0/0 08:11	MIN	INJ	1-0,2/0 15:02	INJ	3/27 L 57:24	INJ
Jan 25	@ MTL	0-0,0/0 06:03	MIN	INJ	0-0,1/-1 18:41	INJ	DND	4/26 L 58:21
Jan 27	Vs FLA	0-0,1/0 08:41	MIN	INJ	0-1,1/1 16:31	INJ	DND	3/37 O 61:34
Feb 5	@ TOR	1-0,1/1 07:11	MIN	INJ	0-0,0/-1 17:19	INJ	2/36 W 60:00	DND
Feb 8	Vs TBL	MIN	MIN	INJ	0-1,2/1 17:27	1-0,2/1 14:37	2/20 W 60:00	DND
Feb 10	Vs CGY	MIN	MIN	INJ	1-0,1/0 15:27	0-0,1/0 09:37	DND	3/22 L 56:07
Feb 13	Vs SEA	MIN	MIN	INJ	0-0,0/0 15:47	0-0,0/0 10:55	1/30 O 65:00	DND
Feb 18	Vs NYR	MIN	MIN	INJ	0-0,2/0 13:29	0-0,0/1 13:39	6/37 O 60:10	DND
Feb 20	@ PIT	MIN	MIN	INJ	0-0,1/1 14:52	0-0,0/-1 08:31	4/41 W 60:57	DND
Feb 22	@ STL	0-0,0/0 08:57	MIN	INJ	0-0,2/0 18:52	INJ	DND	3/24 L 59:11
Feb 24	Vs TBL	DNP	MIN	INJ	0-0,3/0 19:04	0-0,2/0 12:11	3/20 L 56:33	DND
Feb 26	@ DAL	1-0,1/1 07:27	MIN	INJ	0-0,0/-1 17:11	0-1,0/1 13:37	2/32 W 62:54	DND
Feb 29	@ DET	0-0,1/0 10:18	MIN	INJ	0-0,0/-1 14:58	1-1,2/1 15:30	3/25 W 60:00	DND
Mar 2	Vs BOS	0-0,2/0 11:27	MIN	INJ	0-2,1/3 15:21	0-0,1/0 15:25	1/23 W 60:00	DND
Mar 5	Vs STL	0-0,0/0 11:08	MIN	INJ	1-0,1/2 16:28	0-0,1/0 14:48	2/21 W 60:00	DND
Mar 7	@ SJS	1-0,2/1 12:18	MIN	INJ	0-1,0/1 16:32	0-0,2/-1 14:37	2/25 W 60:00	DND
Mar 10	@ ANA	0-1,0/1 10:27	MIN	INJ	0-0,0/-1 16:16	1-0,1/2 14:30	DND	1/23 W 59:33
Mar 11	@ LAK	0-0,0/-1 10:46	MIN	INJ	0-0,0/0 16:34	0-0,1/-1 13:38	2/24 L 59:31	DND
Mar 14	@ BUF	0-0,0/0 07:39	MIN	INJ	0-0,0/-1 16:18	0-0,2/0 14:40	3/36 L 57:52	DND
Mar 16	Vs OTT	0-1,2/1 10:04	MIN	INJ	0-1,0/0 16:35	0-0,0/-1 15:31	DND	4/30 O 63:17
Mar 17	@ NYR	0-0,1/0 10:20	MIN	INJ	0-0,5/-2 19:10	0-0,0/-1 12:49	5/31 L 59:41	DND
Mar 19	Vs CAR	0-0,2/0 13:01	MIN	INJ	0-0,1/-1 16:15	0-0,0/-2 12:36	3/33 L 59:14	DND
Mar 21	@ DET	0-1,0/0 10:41	MIN	0-0,0/-1 12:19	1-0,3/0 14:53	0-1,1/0 11:48	5/23 L 58:34	DND
Mar 23	Vs WPG	0-0,1/1 10:53	MIN	0-0,0/0 14:47	0-0,0/0 15:58	0-0,2/0 15:57	DND	3/35 W 60:00
Mar 24	Vs NJD	0-0,0/0 10:27	MIN	0-0,1/0 13:20	0-0,2/0 15:50	0-0,1/0 14:43	3/29 L 57:30	DND
Mar 28	@ FLA	0-0,1/0 09:28	MIN	0-0,1/-1 15:54	1-1(W),4/1 17:44	0-2,0/1 11:57	DND	2/28 W 60:00
Mar 30	@ TBL	0-0,0/0 10:28	MIN	0-0,1/0 13:58	0-0,2/0 16:28	0-0,1/1 14:54	DND	3/39 L 59:06
Apr 1	@ PHI	0-1,2/1 13:13	MIN	0-0,0/0 13:24	0-0,0/0 14:23	0-1,1/1 16:48	DND	3/34 W 60:56
Apr 2	Vs CHI	0-0,2/0 10:00	MIN	DNP	0-1,0/1 14:36	0-1,0/-1 16:13	1/19 W 59:47	DND
Apr 4	@ CBJ	0-0,2/0 08:39	MIN	0-0,0/0 13:38	0-0,2/0 18:57	0-0,1/0 17:29	2/27 W 59:06	DND
Apr 6	Vs NSH	0-0,0/0 08:36	MIN	0-0,0/0 12:36	0-0,1/1 15:59	0-0,4/1 18:27	DND	0/42 W 60:00
Apr 9	Vs NYR	0-0,2/0 08:48	MIN	0-0,1/1 12:00	0-1,0/1 15:40	0-0,1/2 18:03	DND	2/33 W 59:59
Apr 11	Vs MTL	0-0,1/-1 09:24	MIN	DNP	0-0,2/-1 16:33	1-0,4/0 17:56	DND	2/14 W 61:01
Apr 13	@ NYR	0-0,0/0 08:45	MIN	0-0,2/1 15:05	0-0,3/-1 19:21	0-0,4/-1 16:34	2/43 O 64:42	DND
Apr 15	@ NJD	1-0,1/1 12:23	MIN	0-0,0/2 15:31	1-0,1/1 15:39	0-0,1/-1 15:14	DND	1/24 W 60:00
Apr 17	Vs PIT	0-1,0/-1 18:06	0-1,2/0 14:11	0-0,0/-1 13:12	0-0,1/0 02:36	1-0,3/1 16:00	4/44 W 59:53	DND

## New York Islanders: Season Statistics

Pos	#	Skater	GP	G	A	P	+/-	PIM	PP	SH	GW	S	%	TOI/g	FO%	Hits	Blks
C	13	Mathew Barzal	80	23	57	80	-4	34	5	0	4	240	9.6	20:07	43.0	54	52
D	8	Noah Dobson	79	10	60	70	12	36	1	0	4	174	5.8	24:30	0.0	84	180
C	29	Brock Nelson	82	34	35	69	-5	28	9	1	2	250	13.6	18:05	45.2	38	47
C	14	Bo Horvat	81	33	35	68	-1	39	10	1	6	248	13.3	19:41	53.9	61	42
C	21	Kyle Palmieri	82	30	24	54	-16	26	10	0	8	218	13.8	17:13	38.2	89	43
L	27	Anders Lee	81	20	17	37	2	68	5	0	2	185	10.8	15:34	43.2	176	54
C	44	Jean-Gabriel Pageau	82	11	22	33	-8	13	1	1	2	101	10.9	15:54	55.4	196	81
L	18	Pierre Engvall	74	10	18	28	4	18	2	0	1	128	7.8	15:19	46.3	28	21
R	10	Simon Holmstrom	75	15	10	25	2	14	0	5	3	72	20.8	13:19	31.6	19	46
D	2	Mike Reilly	61	6	18	24	-1	30	0	1	1	126	4.8	17:09	0.0	47	60
C	53	Casey Cizikas	70	10	13	23	-2	22	0	1	1	82	12.2	13:56	53.4	135	71
D	28	Alexander Romanov	81	7	15	22	23	20	0	0	0	117	6.0	20:50	0.0	157	171
R	15	Cal Clutterbuck	82	7	12	19	4	32	0	0	0	59	11.9	11:52	37.1	273	55
D	6	Ryan Pulock	58	5	14	19	3	12	2	0	1	90	5.6	22:33	0.0	99	149
D	3	Adam Pelech	58	1	15	16	-2	27	0	0	1	71	1.4	20:16	0.0	64	111
R	20	Hudson Fasching	45	4	10	14	-7	6	0	0	1	41	9.8	12:02	50.0	40	31
C	32	Kyle MacLean	32	4	5	9	5	11	0	0	0	26	15.4	10:05	42.5	60	6
D	25	Sebastian Aho	58	2	7	9	-7	12	0	0	0	48	4.2	16:23	0.0	42	72
L	17	Matt Martin	57	4	4	8	7	43	0	0	0	48	8.3	09:18	38.9	151	29
R	26	Oliver Wahlstrom	32	2	4	6	-6	8	1	0	0	41	4.9	11:04	41.7	35	22
D	4	Samuel Bolduc	34	2	3	5	-4	6	1	0	0	32	6.2	13:08	0.0	44	40
D	24	Scott Mayfield	41	0	5	5	-7	35	0	0	0	36	0.0	18:45	0.0	70	106
C	37	Ruslan Iskhakov	1	0	1	1	0	0	0	0	0	2	0.0	14:11	0.0	0	0
D	41	Robert Bortuzzo	27	0	0	0	0	27	0	0	0	11	0.0	13:43	0.0	38	51

#	Goaltender	GP	Min	GAA	W	L	OT	SO	GA	SVS	SV%	G	A	PIM
30	Ilya Sorokin	56	3326	3.01	25	19	12	2	167	1655	.909	0	2	0
40	Semyon Varlamov	28	1595	2.60	14	8	4	3	69	768	.918	0	0	0



# New York Islanders: Situations

Statistic	Leader
Points:	M. Barzal (80); N. Dobson (70); B. Nelson (69)
Goals:	B. Nelson (34); B. Horvat (33); K. Palmieri (30)
Assists:	N. Dobson (60); M. Barzal (57); B. Nelson (35)
PP Goals:	K. Palmieri (10); B. Horvat (10); B. Nelson (9)
SH Goals:	S. Holmstrom (5); J. Pageau (1); B. Horvat (1)
GW Goals:	K. Palmieri (8); B. Horvat (6); M. Barzal (4)
3+ Goals:	K. Palmieri (1)
PIM:	A. Lee (68); M. Martin (43); B. Horvat (39)
Shots:	B. Nelson (250); B. Horvat (248); M. Barzal (240)
+/-:	A. Romanov (23); N. Dobson (12); M. Martin (7)

Shootout			
Shooter	G/S	%	GDG
Oliver Wahlstrom	2 / 4	50.0	1
Bo Horvat	2 / 5	40.0	0
Simon Holmstrom	1 / 2	50.0	0
Noah Dobson	0 / 1	0.0	0
Mathew Barzal	0 / 5	0.0	0
Brock Nelson	0 / 2	0.0	0
Kyle Palmieri	0 / 4	0.0	0
Jean-Gabriel Pageau	0 / 1	0.0	0

Goaltender	Record	SV/SA	SV%
Ilya Sorokin	1 - 4	9/16	.562
Semyon Varlamov	0 - 1	5/8	.625

Power Play			
Skater	G	A	P
Bo Horvat	10	8	18
Kyle Palmieri	10	10	20
Brock Nelson	9	0	19
Mathew Barzal	5	20	25
Anders Lee	5	0	5
Ryan Pulock	2	4	6
Pierre Engvall	2	5	7
Oliver Wahlstrom	1	1	2
Samuel Bolduc	1	0	1
Noah Dobson	1	23	24
Jean-Gabriel Pageau	1	1	2
Ruslan Iskhakov	0	1	1
Sebastian Aho	0	2	2
Mike Reilly	0	5	5
Casey Cizikas	0	1	1

Shorthanded			
Skater	G	A	P
Simon Holmstrom	5	2	7
Mike Reilly	1	0	1
Casey Cizikas	1	0	1
Bo Horvat	1	1	2
Brock Nelson	1	1	2
Jean-Gabriel Pageau	1	5	6
Adam Pelech	0	1	1
Noah Dobson	0	1	1





## New York Islanders: Situations

### Goals by Period

	1	2	3	OT	Total	Avg.
New York Islanders:	74	83	79	9	245	2.99
Opponents:	51	107	89	11	258	3.15

*\*does not include shootout goals*

### Shots by Period

	1	2	3	OT	Total	Avg.
New York Islanders:	819	869	747	35	2470	30.1
Opponents:	817	922	904	42	2685	32.7

### Power Play

	G	Att	% (Rank)
Overall:	47	231	20.3 (19th NHL)
Home:	26	107	24.3 (8th NHL)
Road:	21	124	16.9 (24th NHL)

3 SHORTHANDED GOALS ALLOWED (1st NHL)

### Penalty Kill

	G	Att	% (Rank)
Overall:	63	221	71.5 (32nd NHL)
Home:	31	105	70.5 (32nd NHL)
Road:	32	116	7.4 (30th NHL)

10 SHORTHANDED GOALS SCORED (8th NHL)

### Penalties

GP	MIN	AVG (RANK)
82	586	7.1 (2nd NHL)

### Goal Situations

	For	Against
6 on 5:	5	18
6 on 4:	2	1
6 on 3:	0	0
5 on 5:	166	158
5 on 4:	44	3
5 on 3:	1	0
4 on 4:	3	2
4 on 3:	0	0
3 on 3:	9	8
3 on 4:	0	5
3 on 5:	0	2
3 on 6:	0	0
4 on 5:	10	54
4 on 6:	0	2
5 on 6:	5	5
Empty Net:	5	20
Penalty Shots:	0	0
Total:	245	258



## New York Islanders: Team Records

Category	W - L - OT
Overall:	39 - 27 - 16
Home:	21 - 10 - 10
Road:	18 - 17 - 6
1-Goal Games:	21 - 3 - 16
2-Goal Games:	8 - 7
3 (or more) -Goal Games:	10 - 17
Scoring first:	27 - 5 - 10
Opponent Scoring first:	12 - 22 - 6
Leading after 1 period:	21 - 1 - 6
Trailing after 1 period:	4 - 10 - 3
Tied after 1 period:	14 - 16 - 7
Leading after 2 periods:	28 - 1 - 8
Trailing after 2 periods:	3 - 23 - 2
Tied after 2 periods:	8 - 3 - 6
Decided in OT:	9 - 11
Decided in SO:	1 - 5
Outshooting opponent:	15 - 10 - 6
Outshot by opponent:	23 - 16 - 10
Even shots:	1 - 1 - 0
vs. Metropolitan:	13 - 7 - 6
vs. Atlantic:	12 - 8 - 4
vs. EASTERN CONFERENCE:	25 - 15 - 10
vs. Central:	8 - 6 - 2
vs. Pacific:	6 - 6 - 4
vs. WESTERN CONFERENCE:	14 - 12 - 6

### Month by Month Record

Month	W - L - OT	Points
October:	4 - 2 - 2	10
November:	5 - 5 - 4	14
December:	8 - 3 - 3	19
January:	3 - 7 - 3	9
February:	5 - 3 - 2	12
March:	6 - 7 - 1	13
April:	8 - 0 - 1	17
Totals:	39 - 27 - 16	94



## New York Islanders: Team Records

Category	W - L - OT	Category	W - L - OT
Scoring 8 Goals:	0 - 0 - 0	Allowing 8 Goals:	0 - 0 - 0
Scoring 7 Goals:	2 - 0 - 0	Allowing 7 Goals:	0 - 2 - 0
Scoring 6 Goals:	3 - 0 - 0	Allowing 6 Goals:	0 - 1 - 1
Scoring 5 Goals:	9 - 0 - 1	Allowing 5 Goals:	0 - 8 - 3
Scoring 4 Goals:	10 - 2 - 4	Allowing 4 Goals:	5 - 11 - 6
Scoring 3 Goals:	11 - 3 - 6	Allowing 3 Goals:	9 - 5 - 3
Scoring 2 Goals:	3 - 9 - 3	Allowing 2 Goals:	14 - 0 - 1
Scoring 1 Goals:	1 - 7 - 1	Allowing 1 Goals:	7 - 0 - 1
Not Scoring:	0 - 6 - 1	Not Allowing a Goal:	4 - 0 - 1
Scoring 4 PP Goals:	0 - 0 - 0	Allowing 4 PP Goals:	0 - 0 - 1
Scoring 3 PP Goals:	0 - 1 - 0	Allowing 3 PP Goals:	0 - 0 - 3
Scoring 2 PP Goals:	3 - 0 - 5	Allowing 2 PP Goals:	3 - 4 - 4
Scoring 1 PP Goals:	17 - 7 - 4	Allowing 1 PP Goals:	11 - 14 - 2
Not Scoring a PP Goal:	19 - 19 - 7	Not Allowing a PP Goal:	25 - 9 - 6
Scoring a Short-Handed Goal:	3 - 4 - 3	Allowing a Short-Handed Goal:	0 - 2 - 1
Shootout - Scoring First:	0 - 0 - 1	Shootout - Opponent Scores First:	1 - 0 - 4
Shootout - Extra Shooters:	1 - 0 - 2		
Winning Maj. Faceoffs:	26 - 11 - 8		
Losing Maj. Faceoffs:	11 - 13 - 6		
Even Faceoffs:	2 - 3 - 2		
Sunday:	2 - 3 - 1		
Monday:	5 - 4 - 1		
Tuesday:	6 - 7 - 3		
Wednesday:	3 - 1 - 2		
Thursday:	12 - 5 - 1		
Friday:	2 - 0 - 3		
Saturday:	9 - 7 - 5		
Afternoon Games:	0 - 3 - 3		
Night Games (5pm and later):	39 - 24 - 13		
Wearing Blue Uniform:	18 - 5 - 6		
Wearing White Uniform:	17 - 18 - 7		
Wearing Stadium Series:	0 - 0 - 1		
Wearing Third Uniform:	4 - 4 - 2		



## New York Islanders: Team Records

Record When...						
	Player	In Lineup	Scores	Assists	Has Point	Has 2 (or more) Points
2	Mike Reilly	30-20-9	4-1-1	12-3-3	14-4-2	1-0-1
3	Adam Pelech	29-20-9	1-0-0	9-2-1	5-2-1	4-0-0
4	Samuel Bolduc	15-9-10	1-1-0	3-0-0	2-1-0	1-0-0
6	Ryan Pulock	30-17-11	4-0-1	9-3-2	11-3-3	1-0-0
7	Grant Hutton	0-1-1	0-0-0	0-0-0	0-0-0	0-0-0
8	Noah Dobson	37-27-15	6-2-2	19-9-10	16-6-9	8-5-3
10	Simon Holmstrom	35-25-15	9-2-4	7-1-1	14-3-4	1-0-1
13	Mathew Barzal	37-27-16	15-5-2	23-8-11	19-9-8	12-2-4
14	Bo Horvat	39-26-16	18-4-7	16-7-5	15-8-5	11-2-5
15	Cal Clutterbuck	39-27-16	4-2-0	5-3-4	8-3-4	1-1-0
16	Julien Gauthier	11-11-5	3-0-1	3-1-0	2-1-1	2-0-0
17	Matt Martin	28-19-10	2-1-1	3-0-1	5-1-2	0-0-0
18	Pierre Engvall	37-22-15	8-0-2	11-2-3	17-2-5	2-0-0
20	Hudson Fasching	20-16-9	3-0-1	6-0-2	7-0-2	1-0-1
21	Kyle Palmieri	39-27-16	20-4-4	14-3-4	23-5-4	6-1-3
24	Scott Mayfield	16-15-10	0-0-0	4-0-1	4-0-1	0-0-0
25	Sebastian Aho	25-22-11	2-0-0	4-2-1	6-2-1	0-0-0
26	Oliver Wahlstrom	12-12-8	1-1-0	2-0-2	1-1-2	1-0-0
27	Anders Lee	38-27-16	12-3-3	10-3-2	12-5-5	6-1-0
28	Alexander Romanov	39-26-16	3-1-3	9-3-1	10-4-4	2-0-0
29	Brock Nelson	39-27-16	13-6-9	23-2-4	12-5-5	15-3-5
32	Kyle MacLean	18-10-4	4-0-0	3-1-1	7-1-1	0-0-0
37	Ruslan Iskhakov	1-0-0	0-0-0	1-0-0	1-0-0	0-0-0
41	Robert Bortuzzo	14-5-4	0-0-0	0-0-0	0-0-0	0-0-0
44	Jean-Gabriel Pageau	39-27-16	5-5-0	12-2-5	12-6-5	3-1-0
53	Casey Cizikas	35-21-14	8-0-2	8-4-0	13-4-2	2-0-0

	Goalies	When Starting	Scores	Assists	Has Point
30	Ilya Sorokin	26 - 20 - 12	0 - 0 - 0	1 - 0 - 1	1 - 0 - 1
40	Semyon Varlamov	13 - 7 - 3	0 - 0 - 0	0 - 0 - 0	0 - 0 - 0

## 2023-24 REGULAR SEASON RECORDS

Team Streaks		
Category	2023-24 Season	Franchise Record
Winning	6: 2/26/24 at DAL - 3/10/24 at ANA (6-0-0) 4/1/24 at PHI - 4/11/24 vs. MTL (6-0-0)	15: 1/21/82 - 2/21/82 (15-0-0)
Points Earned	9: 4/1/24 at PHI - 4/17/24 vs. PIT (8-0-1)	17: 10/12/19 - 11/23/19 (15-0-2)
Losing (Regulation)	4: 11/7/23 vs. MIN - 11/13/23 at EDM	12: 11/22/88 - 12/17/88 (0-12-0) 12: 12/27/72 - 1/18/73 (0-12-0)
Winless	7: 11/4/23 vs. CAR - 11/16/23 at SEA (0-4-3)	15: 11/22/72 - 12/23/72 (0-12-3)
Winning, Home	5: 12/2/24 vs. CHI - 4/17/24 vs. PIT (5-0-0)	14: 1/2/82 - 2/27/82 (14-0-0)
Points Earned, Home	9: 11/22/23 vs. PHI - 12/19/23 vs. EDM	23: 1/2/82 - 4/4/82 (21-0-2) 23: 10/17/78 - 1/20/79 (15-0-8)
Losing (Regulation), Home	2: 11/7/23 vs MIN - 11/11/23 vs. WSH	7: 11/13/99 - 12/14/99 (0-7-0) 7: 2/27/01 - 3/29/01 (0-7-0)
Winless, Home	4: 10/30/23 vs. DET - 11/11/23 vs. WSH (0-2-2) 2/10/24 vs. CGY - 2/24/24 vs. TBL (0-2-2)	9: 3/2/99 - 4/6/99 (0-7-2)
Winning, Road	4: 2/26/24 at DAL - 3/10/24 at ANA	8: 2/27/81 - 3/31/81 (8-0-0)
Points Earned, Road	4: 11/15/23 at VAN - 11/24/23 at OTT 2/26/24 at DAL - 3/10/24 at ANA 4/1/24 at PHI - 4/15/24 at NJD	8: 2/27/81 - 3/31/81 (8-0-0), 10/7/81 - 11/11/81 (6-0-2) 8: 11/12/78 - 12/10/78 (7-0-1), 2/12/76 - 3/13/76 (6-0-2)
Losing, Road	4: 1/6/24 at VGK - 1/16/24 at WPG 3/11/24 at LAK - 3/21/24 at DET	15: 1/20/73 - 4/1/73 (0-15-0)
Winless, Road	6: 1/6/24 at VGK - 1/25/24 at MTL	20: 11/3/72 - 1/18/73 (0-19-1)
Shutout Sequence	135:50, 10/26 (12:25 of 2nd) - 10/30 (7:55 of 3rd)	212:35: 4/27 (1:29 of 1st) - 5/3 (14:04, 2nd)
Shutout Sequence, Against	126:15, 3/10 (18:12 of 3rd) - 3/16 (4:27 of 1st)	186:31: 12/26/06 (1:48 of 3rd) - 1/1/07 (8:19 of 3rd)

Team Single-Game Records		
Category	2023-24 Season	Franchise Record
Goals	7: 12/7/23 vs. CBJ 3/7/24 at SJS	11: 3/3/84 at TOR, 12/20/83 vs. PIT
Goals Allowed	7: 10/24/23 vs. COL 12/27/23 vs. PIT	11: 2/25/81 at CGY
Total Goals (Both Clubs)	11: 10/24/23 vs. COL 2/18/24 vs. NYR	17: 3 times, MR: 3/3/84 at TOR
Win Margin	5: 3/7/24 at SJS (7-2) 3/10/24 at ANA (6-1)	9: seven times, 1/9/86 vs. PIT, 9-0 (MR)
Loss Margin	7: 12/27/23 vs. PIT (7-0)	9: 4/7/09 at CAR, 0-9
Shots	46: 1/25/24 at MTL	60: 10/25/08 vs. CAR
Shots Allowed	47: 10/26/23 vs. OTT	61: 11/23/09 at TOR
Total Shots (Both Clubs)	85: 10/26/23 vs. OTT	95: 1/28/06 at BOS
Fewest Shots	16: 11/30/23 at CAR	10: 3/26/00 at CAR
Fewest Shots Allowed	14: 10/17/23 vs. ARI 4/11/24 vs. MTL	10: 2/16/08 vs. ATL, 2/8/15 at BUF
Assists	11: 12/7/23 vs. CBJ 3/7/24 at SJS	20: 11/17/84 vs. NYR
Points	18: 12/7/23 vs. CBJ 3/7/24 at SJS	30: twice, MR: 11/17/84 vs. NYR
Total Points (Both Clubs)	30: 2/18/24 vs. NYR	49: 10/14/78 at TOR
Most PP Goals	3: 1/25/24 at MTL	5: 1/24/81 at QUE
Most PP Goals Allowed	4: 10/20/23 vs. NJD	5: five times, 3/14/95 at HFD (MR)
Most PP Attempts	8: 1/25/24 at MTL	12: 10/26/93 vs. LA 12: 11/16/05 at ATL (since 1988)
Most PP Attempts Allowed	8: 10/26/23 vs. OTT	13: 1/30/99 at OTT, 3/26/00 at CAR (since 1988)
Most SH Goals	1: 10/30/23 vs. DET, 11/4/23 vs. CAR 11/9/23 at BOS, 11/30/23 at. CAR 12/5/23 vs SJS, 12/13/23 vs. ANA 12/16/23 at MTL, 12/19/23 vs. EDM 1/23/24 vs. VGK, 3/17/24 at NYR	3: three times, 1/22/08 at CAR (MR)
Most SH Goals Allowed	1: 11/13/23 at EDM, 1/15/24 at MIN 4/13/24 at NYR	3: 4/2/96 vs. PHI
Most Penalties	9: 10/26/23 vs. OTT	34: 2/11/11 vs. PIT
Most Penalty Minutes	28: 3/24/24 vs. NJD	183: 2/11/11 vs. PIT
Total PIM (Both Clubs)	57: 3/24/24 vs. NJD	346: 2/11/11 vs. PIT
Most Hits	51: 3/14/24 at BUF	63: 10/10/15 at CHI
Most Blocked Shots	34: 4/9/24 vs. NYR	34: 4/9/24 vs. NYR
Longest SO (rounds)	8: 11/16/23 at SEA	16: 11/22/16 at ANA

## Team Single-Period Records

Category	2023-24 Season	Franchise Record
Goals	4: 3/7/24 at SJS (2nd)	7: 12/23/78 vs. NYR, 2nd; 3/10/14 at VAN, 3rd
Goals Allowed	6: 12/27/23 vs. PIT (2nd)	8: 3/31/73 at PHI, 2nd
Total Goals (Both Clubs)	6: 12/27/23 vs. PIT (2nd), 3/7/24 at SJS (2nd)	9: 3 times, MR: 11/23/88 at WSH
Shots	21: 3/23/24 vs. WPG (2nd)	29: 3/2/08 vs. FLA, 2nd
Shots Allowed	21: 12/16/23 at MTL (2nd), 3/30/24 at TBL (1st)	27: 12/29/84 at STL, 3rd
Fewest Shots	1: 3/2/24 vs. BOS (3rd)	0: 2/15/94 vs. TBL, 3rd; 2/25/79 at NYR, 2nd
Fewest Shots Allowed	2: 12/13/23 vs. ANA (1st)	1: 11 times, 11/10/10 at ANA, 1st (MR)
Most Penalties	7: 10/26/23 vs. OTT (2nd)	20: 2/11/11 vs. PIT, 3rd
Most Penalty Minutes	20: 3/24/24 vs. NJD (2nd)	108: 2/11/11 vs. PIT, 3rd
Assists	6: six times, MR: 3/23/24 vs. WPG (2nd)	13: 12/23/78 vs. NYR
Points	9: seven times, MR: 3/23/24 vs. WPG (2nd)	20: 12/23/78 vs. NYR
PP Goals	2: 11/15/23 at VAN (1st), 12/15/23 vs. BOS (3rd) 12/19/23 vs. EDM (2nd), 1/25/24 at MTL (3rd)	4: 2/9/18 vs. DET (3rd)
PP Goals Against	2: 10/20/23 vs. NJD (2nd), 11/13/23 at EDM (3rd) 11/15/23 at VAN (2nd), 11/16/23 at SEA (1st) 12/15/23 vs. BOS (2nd), 1/25/24 at MTL (1st) 2/18/24 vs. NYR (3rd), 4/9/24 vs. NYR (2nd)	4: twice, MR: 12/30/99 at PIT
Total PP Goals (Both Clubs)	3: 11/16/23 at SEA (1st), 12/15/23 vs. BOS (3rd)	4: 2/9/18 vs. DET (3rd)
SH Goals	1: 10 times	2: 17 times, MR: 10/7/17 at BUF
SH Goals Against	1: three times	2: five times, MR: 10/7/17 at BUF

## The Fastest...

Category	Home	Away
Goal To Start A Game	0:40, 1/11/24 vs. TOR (Palmieri)	0:19, 3/7/24 at SJS (Dobson)
Goal Against To Start A Game	0:19, 11/7/23 vs. MIN (Maroon)	2:11, 1/15/24 at MIN (Zuccarello)
Goal To Start A Period	0:40, 12/13/23 vs. ANA (Palmieri, 2nd) 0:21, 1/11/24 vs. TOR (Barzal, OT)	0:34, 3/10/24 at ANA (Horvat, 3rd)
Goal Against To Start A Period	0:21, 10/20/23 vs. NJD (Toffoli, 2nd) 0:10, 2/18/24 vs. NYR (Panarin, OT)	0:10, 2/29/24 at DET (Kane, 3rd) 0:22, 1/19/24 at CHI (Jones, OT)



## New York Islanders: Individual Records

### Individual Highs, Game

Category	2023-24 Season	Franchise Record
Goals	3: Palmieri, 3/2/24 vs. BOS	5: Bryan Trottier, 2/13/82 vs. PHI 5: Bryan Trottier, 12/23/78 vs. NYR 5: John Tonelli, 1/6/81 vs. TOR
Assists	4: Dobson, 1/11/24 vs. TOR	6: Mike Bossy, 1/16/81 vs. TOR
Points	4: Barzal, 11/30/23 at CAR, Barzal, 12/7/23 vs. CBJ, Pageau, 12/29/23 vs. WSH Barzal, 1/11/24 vs. TOR Dobson, 1/11/24 vs. TOR Palmieri, 3/2/24 vs. BOS	
Power Play Goals	1: 47 times	4: Bryan Trottier, 2/13/82 vs. PHI
Short Handed Goals	1: Cizikas, 10/30/23 vs. DET Holmstrom, 11/4/23 vs CAR Holmstrom, 11/9/23 at BOS Holmstrom, 11/30/23 at CAR Reilly, 12/5/23 vs. SJS Holmstrom, 12/13/23 vs. ANA Nelson, 12/16/23 at MTL Holmstrom, 12/19/23 vs. EDM Pageau, 1/23/24 vs. VGK Horvat, 3/17/24 at NYR	2: Many Players, Mike Sillinger, 1/22/08 (MR)
Penalty Minutes	20: Lee, 3/24/24 vs. NJD	42: Mick Vukota, 12/12/89 vs. NJD
+/-	+4: 9 times, MR: Barzal, Horvat & Nelson , 3/7/24 at SJS	+8: Denis Potvin, 4/3/76 vs. NYR
Shots	11: Palmieri, 1/25/24 at MTL	12: Mike Bossy, 1/28/78 vs. NYR
TOI	31:31, Dobson, 12/15/23 vs. BOS	34:48, Adrian Aucoin, 4/1/03 vs. NYR

Individual Highs, Period		
Category	2023-24 Season	Franchise Record
Goals	3: Palmieri, 3/2/24 vs. BOS (1st)	4: Bryan Trottier, 2/13/82 vs. PHI, 2nd
Assists	3: Dobson, 12/16/23 at MTL (3rd)	4: Several Players, Mike Bossy, 2/13/82 vs. PHI, 2nd (MR)
Points	3: Horvat (2G, 1A), 12/7/23 vs. CBJ (3rd) Dobson (3A), 12/16/23 at MTL (3rd) Pageau (1G, 2A), 12/29/23 vs. WSH (3rd) Palmieri (3G), 3/2/24 vs. BOS (1st) Barzal (1G, 2A), 3/23/24 vs. WPG (2nd) Fasching (1G, 2A), 3/23/24 vs. WPG (2nd)	6: Bryan Trottier (5G, 3A), 12/23/78 vs. NYR, 2nd
Penalty Minutes	20: Lee, 3/24/24 (2nd)	32: Micheal Haley, 2/11/11 vs. PIT, 3rd 32: Travis Hamonic, 3/1/14 vs. NJ, 3rd

Individual Streaks		
Category	2023-24 Season	Franchise Record
Goals	4: Palmieri (4G), 4/4/24 - 4/11/24	11: Pat LaFontaine (18G), 12/15/89 - 1/11/90
Assists	5: Dobson (8A), 12/5/23 - 12/13/23 Dobson (9A), 1/19/24 - 1/27/24 Barzal (6A), 4/1/24 - 4/9/24	11: Denis Potvin, 10/6/83 - 10/30/83
Points	11: Horvat (8G/9A), 11/28/23 - 12/19/23	25: Bryan Trottier (28G, 27A), 1/21/82 - 3/10/82
Multi-Point Games	3: Nelson (3G/3A), 11/18/23 - 11/24/23 Horvat (2G/5A), 12/2/23 - 12/7/23 Nelson (1G/6A), 3/5/24 - 3/10/24 Nelson (4G, 2A), 4/13/24 - 4/17/24	

Ice-Time Leaders	
Player	Record When Leading TOI
Pulock	10-2-3
Dobson	24-23-9
Romanov	3-2-0
Pelech	0-0-2
Barzal	1-0-2
Horvat	1-0-0

## New York Islanders: Goaltender Records

Goaltending Streaks		
Category	2023-24 Season	Franchise Record
Winning	5: Sorokin, 2/26/24 - 3/7/24 Varlamov, 4/1/24 - 4/15/24	11: Jaroslav Halak (11-0-0), 11/5/14 - 12/4/14
Points Earned	7: Sorokin, (5-0-2), 12/2/23 - 12/23/23	23: Glenn Resch (15-0-8), 100/17/78 - 1/17/79
Losing	6: Sorokin, (0-6-0), 3/11/24 - 3/24/24	N/A
Winless	6: Varlamov, (0-4-2), 12/16/23 - 2/22/24 Sorokin, (0-6-0), 3/11/24 - 3/24/24	N/A
Consecutive Starts	10: Sorokin, 1/4/24 - 1/23/24 (3-6-1)	20: Ron Hextall, 11/17/93 - 1/4/94
Consecutive Appearances	15: Sorokin, 12/23/23 - 1/23/24 (5-8-2)	26: Tommy Salo, 2/11/97 - 4/9/97

Goaltending Highs		
Category	2023-24 Season	Franchise Record
Saves, Game	45: Sorokin, 10/26/23 vs. OTT	58: Dwayne Roloson, 11/23/09 at TOR
Saves, Period	20: Varlamov, 4/6/24 vs. NSH (3rd)	26: Kelly Hrudey, 12/29/84 at STL, 3rd



# New York Islanders: Team Milestones

The Last Time The Islanders...			
Event	Date	Event	Date
Had a Winning Streak of 5 or More Games	4/1/24 - 4/11/24 (6-0-0)	Had a Losing Streak of 5 or More Games	3/11/24 - 3/21/23 (0-5-1)
Scored 10 or More Goals in a Game	11/17/84 vs. NYR (10-4 W)	Allowed 10 or More Goals in a Game	2/25/81 at CGY (4-11 L)
Scored 5 or More Goals in a Period	2/9/22 at VAN (1st of 6-3 W)	Allowed 5 or More Goals in a Period	12/27/23 vs. PIT (6, 2nd of 7-0 L)
Had 50 or More Shots in a Game	50: 1/3/19 vs. CHI (3-2 OTW)	Allowed 50 or More Shots in a Game	3/11/18 at CGY (52, 5-2 W)
Had 25 or More Shots in a Period	26: 3/5/19 vs. OTT (2nd, 5-4 W)	Allowed 25 or More Shots in a Period	26: 2/13/18 vs. CBJ (1st, 1-4 L)
Had 20 or More Shots in a Period	21: 3/23/24 vs. WPG (2nd, 6-3 W)	Allowed 20 or More Shots in a Period	20: 4/13/24 at NYR (3rd, 3-2 L/SO)
Had Fewer Than 15 Shots	13: 3/19/19 vs. BOS (0-5 L)	Held Opponent to Under 15 Shots	4/11/24 vs. MTL (14, 3-2 OTW)
Scored a PP Goal	4/17/24 vs. PIT (Palmieri, 5-4 W)	Allowed a PP Goal	4/17/24 vs. PIT (Carter)
Scored 3 or More PP Goals in a Game	3: 1/25/24 at MTL (4-3 L)	Allowed 3 or More PP Goals in a Game	3: 2/18/24 vs. NYR (6-5 OTL)
Scored a SH Goal	3/17/24 at NYR (Horvat, 5-2 L)	Allowed a SH Goal	4/13/24 at NYR (Schneider)
Scored 2 or More SH Goals in a Game	2: 10/7/17 vs. BUF (6-3 W)	Allowed 2 or More SH Goals in a Game	2: 3/3/20 vs. MTL (2-6 L)
Scored a 3-on-5 SH Goal	4/4/08 at NYR (Park, 4-3 SOW)	Allowed a 3-on-5 SH Goal	10/15/02 vs. NSH (Skrastins, 3-2 OTW)
	10/30/10 at PHI (Nielsen - PS)		
Had a Hat Trick	3/2/24 vs. BOS (Palmieri, 5-1 W)	Allowed a Hat Trick	3/16/24 vs. OTT (Tkachuk, 4-3 OTL)
Had 2 Hat Tricks in a Game	2/6/90 at PIT (King, LaFontaine, 8-7 OTW)	Allowed 2 Hat Tricks in a Game	12/11/08 at PIT (Sykora, Dupuis, 2-9 L)
Had a Player Score 4+ Goals in a Game	11/4/21 at MTL (Nelson-4G, 6-2 W)	Allowed a Player 4+ Goals in a Game	10/8/19 vs. EDM (Neal-4G, 2-5 L)
Did Not Receive a Penalty in a Game	11/7/22 vs. CGY (4-3 OT W)	Did Not Draw a Penalty in a Game	2/28/23 at MIN (2-1 L/SO)
Did Not Have a Power Play in a Game	3/5/24 vs. STL (4-2 W)	Were Not Short Handed in a Game	4/11/24 vs. MTL (3-2 W/OT)
Had at Least 10 Power Plays	3/31/17 vs. NJD (10, 2-1 W)	Opponent Had at Least 10 Power Plays	1/7/09 at CAR (11, 0-9 L)
Won a 1-0 Game	10/17/23 vs. ARI (Sorokin - 14 sv)	Lost a 1-0 Game	11/25/23 vs. PHI (Sorokin-40 sv)
Had a Shutout	4/6/24 vs. NSH (Varlamov - 41 sv)	Were Shut Out	3/24/24 vs. NJD (Kahkonen)
Had Consecutive Shutouts	10/23/21 at ARI (Sorokin - 26 sv)	Were Shut Out Consecutively	3/11/24 at LAK (Rittich, 0-3)
	10/24/21 at VGK (Sorokin - 42 sv)		3/14/24 at BUF (Luukkonen, 0-4)
Scored on a Penalty Shot	11/5/19 vs. OTT (Bardreau, 4-1 W)	Opponent Scored on a Penalty Shot	3/5/18 at VAN (Archibald, 3-4 OTL)
Had an Unsuccessful Penalty Shot	4/13/24 at NYR	Stopped a Penalty Shot	4/17/23 vs. PIT (Crosby/Sorokin, 5-4 W)
	(Pelech/Shesterkin, 3-2L/So)		
Had a Penalty Shot in OT	Never	Opponent had a Penalty Shot in OT	1/28/23 vs. VGK (Carrier/Varlamov)
Scored an Empty-Net Goal	4/9/24 vs. NYR (Lee, 4-2 W)	Allowed an Empty Net Goal	3/30/24 at TBL (Cirelli, 4-1 L)
Scored an Extra-Attacker Goal	3/16/24 vs. OTT (Horvat, 4-3 OTL)	Allowed an Extra Attacker Goal	4/1/24 at PHI (Frost, 4-3 OTW)
Won in Overtime	4/11/24 vs. MTL (Palmieri)	Lost in Overtime	3/16/24 vs. OTT (Tkachuk)
Won in a Shootout	11/18/23 at CGY (Sorokin/Wahlstrom)	Lost in a Shootout	4/13/24 at NYR (Panarin/Shesterkin)
Won a 1-0 Game in a Shootout	11/24/14 vs. PHI (Halak/Nielsen)	Lost a 1-0 Game in a Shootout	11/25/23 vs. PHI (Foerster/Ersson)
Tied a Game	4/4/04 vs. PHI (3-3)	Played a 0-0 Tie	2/24/04 vs. BOS (DiPietro/Potvin)
Trailed by 3 and Won	10/29/22 vs. COL (5-4 W)	Trailed by 4 and Won	3/22/94 vs. TBL (5-4)
Had a Sellout	4/17/24 vs. PIT (17,255)		





## New York Islanders: Team Breakdown

### 10-Game Split

Games	GF	GA	PP	PK	Record
1-10	27	27	4-28	28-35	5-2-3
11-20	25	35	8-26	17-29	3-4-3
21-30	42	38	9-29	18-25	6-2-2
31-40	29	35	5-26	25-32	4-4-2
41-50	23	33	5-28	23-33	3-5-2
51-60	34	33	7-31	18-26	5-3-2
61-70	32	34	4-28	14-19	4-5-1
71-80	25	23	2-31	12-17	7-2-1
81-82	9	5	3-4	3-5	2-0-0
<b>TOTAL</b>	<b>246</b>	<b>263</b>	<b>47-231</b>	<b>158-221</b>	<b>39-27-16</b>

Includes shootout winners

### Overtime Results

Date	Opponent	Winning Goal	Result
10/20	vs. NJD	J. Hughes	5-4 L
10/30	vs. DET	L. Raymond	4-3 L
11/4	vs. CAR	S. Aho	4-3 L
11/15	at VAN	Q. Hughes	4-3 L
11/30	at CAR	M. Barzal	5-4 W
12/5	vs. SJS	W. Eklund	5-4 L
12/9	vs. LAK	J.G. Pageau	3-2 W
12/11	vs. TOR	B. Horvat	4-3 W
12/20	at WSH	D. Strome	3-2 L
1/2	at COL	N. MacKinnon	5-4 L
1/11	vs. TOR	M. Barzal	4-3 W
1/19	at CHI	S. Jones	4-3 L
1/21	vs. DAL	B. Horvat	3-2 W
1/27	vs. FLA	O.Ekman-Larsson	3-2 L
2/18	vs. NYR	A. Panarin	6-5 L
2/20	at PIT	A. Pelech	5-4 W
2/26	at DAL	B. Horvat	3-2 W
3/16	vs. OTT	B. Tkachuk	4-3 L
4/1	at PHI	B. Nelson	4-3 W
4/11	vs. MTL	K. Palmieri	3-2 W
<b>TOTAL</b>			<b>9-11</b>

### Shootout Results

Date	Opponent	Winning Goal	Result
11/16/23	at VAN	K. Yamamoto	4-3 L
11/18/23	at CGY	O. Wahlstrom	5-4 W
11/25/23	vs. PHI	T. Foerster	1-0 L
12/15/23	vs. BOS	D. Pastrnak	5-4 L
2/13/24	vs. SEA	T. Tatar	2-1 L
4/13/24	at NYR	A. Panarin	3-2 L
<b>TOTAL</b>			<b>1-5</b>

### Season-by-Season Shootout Record

Season	Overall	Home	Road
2005-06	9-3	6-1	3-2
2006-07	8-5	4-1	4-4
2007-08	5-3	1-1	4-2
2008-09	3-5	2-4	1-1
2009-10	8-6	7-2	1-4
2010-11	4-6	1-5	3-1
2011-12	7-4	1-2	6-2
2012-13	4-3	1-0	3-3
2013-14	9-6	3-5	6-1
2014-15	7-6	3-2	4-4
2015-16	5-5	3-1	2-4
2016-17	2-4	0-2	2-2
2017-18	3-3	1-1	2-2
2018-19	5-5	3-3	2-2
2019-20	3-3	1-1	2-2
2020-21	4-3	3-2	1-1
2021-22	2-6	1-3	1-3
2022-23	1-5	0-2	1-3
2023-24	1-5	0-3	1-2
<b>TOTAL</b>	<b>90-86</b>	<b>41-41</b>	<b>49-45</b>

### Islanders Penalty Shots

Shooter	Game	Opposing Goalie	Result	Game Result
Mathew Barzal	78	Igor Shesterkin	No Goal	NYI 4 vs. NYR 2
Adam Pelech	80	Igor Shesterkin	No Goal	NYI 2 at NYR 3

### Opponents Penalty Shots

Shooter	Game	Opposing Goalie	Result	Game Result
Sidney Crosby	82	Ilya Sorokin	No Goal	NYI 5 vs. PIT 4

## New York Islanders: Team Breakdown

### Back-to-Back Sets

First Game	Result	Second Game	Result
10/20 vs. NJD	5-4 OTL	10/21 at BUF	3-1 L
11/15 at VAN	4-3 OTL	11/16 at SEA	4-3 OTL (SO)
11/24 at OTT	5-3 W	11/25 vs. PHI	1-0 OTL (SO)
12/15 vs BOS	5-4 OTL (SO)	12/16 at MTL	5-3 L
12/19 vs. EDM	3-1 W	12/20 at WSH	3-2 OTL
1/15 at MIN	5-0 L	1/16 at WPG	4-2 L
3/10 at ANA	6-1 W	3/11 at LAK	3-0 L
3/16 vs. OTT	4-3 OTL	3/17 at NYR	5-2 L
3/23 vs. WPG	6-3 W	3/24 vs. NJD	4-0 L
4/1 at PHI	4-3 W	4/2 vs. CHI	2-1 W
<b>Record in First Game</b>	<b>5-1-4</b>	<b>Record in Second Game</b>	<b>1-6-3</b>

### 2023-24 Postponed Games

PPD GAME	RESCHEDULED
none	

### 2023-24 Debutants

Player	NHL Debut
Kyle MacLean	Jan. 19, 2024 at CHI
Ruslan Iskhakov	Apr. 17, 2024 vs. PIT

### 2023-24 Notable Career Bests

Player	New Best	Previous Best
Mathew Barzal	23G	22G
Noah Dobson	60A, 70P, 24PPP, +12	38A, 51P, 22PP, +4
Hudson Fasching	10A	9A
Simon Holmstrom	15G, 10A, 25P, 75GP, 5SHG, 7SHP 3GWG	6G, 3A, 9P, 0SHG, 0SHP 2GWG
Bo Horvat	35A, 6GWG, 3OTG	34A, 4GWG, 2OTG
Brock Nelson	19PPP	17PPP
Jean-Gabriel Pageau	5SHA	3SHA
Kyle Palmieri	8GWG	6GWG
Mike Reilly	6G	4G
Alexander Romanov	7G, +23	3G, +13

 **New York Islanders: Team Breakdown**

Three Stars Selections				
Player	1st	2nd	3rd	Total
2 Mike Reilly	-	-	1	1
3 Adam Pelech	1	2	-	3
8 Noah Dobson	3	2	3	8
10 Simon Holmstrom	1	1	2	4
13 Mathew Barzal	5	4	7	16
14 Bo Horvat	5	7	5	16
15 Cal Clutterbuck	-	-	3	3
16 Julien Gauthier	1	-	1	2
18 Pierre Engvall	1	1	-	2
20 Hudson Fasching	-	1	1	2
21 Kyle Palmieri	5	-	2	7
26 Oliver Wahlstrom	-	-	2	2
27 Anders Lee	2	1	-	3
28 Alexander Romanov	1	-	-	1
29 Brock Nelson	3	9	2	14
30 Ilya Sorokin	2	5	7	14
40 Semyon Varlamov	5	-	2	7
44 Jean-Gabriel Pageau	2	1	2	5
53 Casey Cizikas	-	1	2	3

 **New York Islanders: Team Breakdown**

Injuries By Player				
Player	Injury	First Game Missed	Date of Return	Man Games Lost
Aho	Undisclosed	11.25.23	12.13.23	8
Barzal	Illness	12.2.23	12.5.23	1
Bolduc	Undisclosed	2.24.24	3.5.24	4
Bortuzzo	Lower-Body	1.4.24	3.19.24	31
Cizikas	Undisclosed	12.29.23	12.31.23	1
Cizikas	Lower-Body	1.11.24	2.8.24	10
Cizikas	Undisclosed	2.22.24	2.24.24	1
Dobson	Upper-Body	4.13.23	-	3
Engvall	Upper-Body	1.16.24	1.25.24	4
Fasching	Undisclosed	1.27.24	3.11.24	15
Gauthier	Undisclosed	12.20.23	12.23.23	1
Horvat	Undisclosed	11.7.23	11.9.23	1
Mayfield	Lower-Body	10.17.23	11.2.23	7
Mayfield	Upper-Body	12.13.23	12.31.23	8
Mayfield	Lower-Body	2.24.24	-	26
Martin	Upper-Body	11.13.23	11.15.23	1
Martin	Upper-Body	11.16.23	12.19.23	19
Martin	Illness	1.25.24	1.27.24	1
Martin	Lower-Body	3.11.24	3.14.24	1
Pelech	Lower-Body	11.9.23	11.13.23	2
Pelech	Upper-Body	11.25.23	1.9.24	20
Pelech	Undisclosed	1.27.24	2.5.24	1
Pulock	Lower-Body	12.9.23	2.5.24	24
Romanov	Upper-Body	2.10.24	2.13.24	1
Varlamov	Undisclosed	12.29.23	1.2.24	1
Varlamov	Undisclosed	1.2.24	1.23.24	10
<b>TOTAL</b>				<b>202</b>



## New York Islanders: Team Breakdown

Islanders Injuries By Game	
Game	Players
Oct 14 vs. BUF	
Oct 17 vs. ARI	Mayfield
Oct 20 vs. NJD	Mayfield
Oct 21 at BUF	Mayfield
Oct 24 vs. COL	Mayfield
Oct 26 vs. OTT	Mayfield
Oct 28 at CBJ	Mayfield
Oct 30 vs. DET	Mayfield
Nov 2 at WSH	
Nov 4 vs. CAR	Pelech
Nov 7 vs. MIN	Horvat,
Nov 9 vs. BOS	Pelech
Nov 11 vs. WSH	Pelech
Nov 13 at EDM	Martin
Nov 15 at VAN	
Nov 16 at SEA	Martin
Nov 18 at CGY	Martin
Nov 22 vs. PHI	Martin
Nov. 24 at OTT	Martin
Nov. 25 vs. PHI	Aho, Martin, Pelech
Nov. 28 at NJD	Aho, Martin, Pelech
Nov. 30 at CAR	Aho, Martin, Pelech
Dec 2 at FLA	Aho, Barzal, Martin, Pelech
Dec 5 vs. SJS	Aho, Martin, Pelech
Dec 7 vs. CBJ	Aho, Martin, Pelech
Dec 9 vs. LAK	Aho, Martin, Pelech, Pulock
Dec 11 vs. TOR	Aho, Martin, Pelech, Pulock
Dec 13 vs. ANA	Martin, Mayfield, Pelech, Pulock
Dec 15 vs. BOS	Martin, Mayfield, Pelech, Pulock
Dec 16 at MTL	Martin, Mayfield, Pelech, Pulock
Dec 19 vs. EDM	Martin, Mayfield, Pelech, Pulock
Dec 20 at WSH	Gauthier, Martin, Mayfield, Pelech, Pulock
Dec 23 at CAR	Martin, Mayfield, Pelech, Pulock
Dec 27 vs. PIT	Cizikas, Martin, Mayfield, Pelech, Pulock, Varlamov
Dec 29 vs. WSH	Cizikas, Mayfield, Pelech, Pulock
Dec 31 at PIT	Varlamov
Jan 2 at COL	
Jan 4 at ARI	Bortuzzo, Pelech, Pulock, Varlamov
Jan 6 at VGK	Bortuzzo, Pelech, Pulock, Varlamov
Jan 9 vs. VAN	Bortuzzo, Pulock, Varlamov
Jan 11 vs. TOR	Bortuzzo, Cizikas, Pulock, Varlamov
Jan 13 at NSH	Bortuzzo, Cizikas, Pulock, Varlamov
Jan 15 at MIN	Bortuzzo, Cizikas, Pulock, Varlamov
Jan 16 at WPG	Bortuzzo, Cizikas, Engvall, Pulock, Varlamov
Jan 19 at CHI	Bortuzzo, Cizikas, Engvall, Pulock, Varlamov,
Jan 21 vs. DAL	Bortuzzo, Cizikas, Engvall, Pulock, Varlamov
Jan 23 vs. VGK	Bortuzzo, Cizikas, Engvall, Pulock
Jan 25 at MTL	Bortuzzo, Cizikas, Pulock
Jan 27 vs. FLA	Bortuzzo, Cizikas, Fasching, Pelech, Pulock
Feb 5 at TOR	Bortuzzo, Cizikas, Fasching
Feb 8 vs. TBL	Bortuzzo, Fasching
Feb 10 vs. CGY	Bortuzzo, Fasching, Romanov
Feb 13 vs. SEA	Bortuzzo, Fasching
Feb 18 vs. NYR	Bortuzzo, Fasching
Feb 20 at PIT	Bortuzzo, Fasching
Feb 22 at STL	Bortuzzo, Cizikas, Fasching
Feb 24 vs. TBL	Bolduc, Bortuzzo, Fasching, Cizikas, Mayfield
Feb 26 at DAL	Bolduc, Bortuzzo, Fasching, Mayfield
Feb 29 at DET	Bolduc, Bortuzzo, Fasching, Mayfield



## New York Islanders: Team Breakdown

### Islanders Injuries By Game (Continued)

Game	Players
Mar 2 vs. BOS	Bolduc, Bortuzzo, Fasching, Mayfield
Mar 5 vs. STL	Bortuzzo, Fasching, Mayfield
Mar 7 at SJS	Bortuzzo, Fasching, Mayfield
Mar 10 at ANA	Bortuzzo, Fasching, Mayfield
Mar 11 at LAK	Bortuzzo, Martin, Mayfield
Mar 14 at BUF	Bortuzzo, Mayfield
Mar 16 vs. OTT	Bortuzzo, Mayfield
Mar 17 at NYR	Bortuzzo, Mayfield
Mar 19 vs. CAR	Bortuzzo, Mayfield
Mar 21 at DET	Mayfield
Mar 23 vs. WPG	Mayfield
Mar 24 vs. NJD	Mayfield
Mar 28 at FLA	Mayfield
Mar 30 at TBL	Mayfield
Apr 1 at PHI	Mayfield
Apr 2 vs. CHI	Mayfield
Apr 4 at CBJ	Mayfield
Apr 6 vs. NSH	Mayfield
Apr 9 vs. NYR	Mayfield
Apr 11 vs. MTL	Mayfield
Apr 13 at NYR	Dobson, Mayfield
Apr 15 at NJD	Dobson, Mayfield
Apr 17 vs. PIT	Dobson, Mayfield

## New York Islanders: Team Breakdown

Transactions	
Date	Transactions
29 June 2023	The Islanders traded Josh Bailey and a second-round selection in the 2026 NHL Draft to the Chicago Blackhawks in exchange for future considerations.
1 July 2023	Pierre Engvall (seven years), Scott Mayfield (seven years), Ilya Sorokin (eight years, beginning in 24-25) and Semyon Varlamov (four years) agreed to terms on contracts.
5 July 2023	The Islanders signed Julien Gauthier to a two-year contract, and Karson Kuhlman and Brian Pinho to one-year, two-way contracts.
13 July 2023	Rick Kowalsky was named head coach of the Bridgeport Islanders.
17 July 2023	Oliver Wahlstrom agreed to terms on a one-year contract.
18 July 2023	Jakub Skarek agreed to terms on a two-year, two way contract.
13 Sept 2024	Isaiah George agreed to terms on a three-year, entry-level contract.
29 Sept 2023	Isaiah George was loaned to London (OHL). Justin Gill was returned to Baie-Comeau (QMJHL). Zsombor Garat, Blade Jenkins, Artem Kulakov, Brent Moran, Dmytro Timashov, Sam Asselin, Cole Bardreau, Tanner Fritz, Jeff Kubiak, Seth Helgeson, Ashton Calder, Joseph Cipollone, Riley Piercey, Jake Pivonka, Trevor Cosgrove, Tristan Lennox, Christian Krygier, Vincent Sevigny and Henrik Tikkanen were assigned to Bridgeport.
6 Oct 2023	William Dufour, Aidan Fulp, Ruslan Iskhakov, Eetu Liukas, Kyle MacLean, Matt Maggio, Travis Mitchell, Reece Newkirk, and Calle Odelius were all assigned to Bridgeport. Ken Appleby, Dennis Cholowski, Arnaud Durandeu, Grant Hutton, Otto Koivula, Karson Kuhlman, Paul LaDue, Brian Pinho, Robin Salo and Jakub Skarek were placed on waivers.
12 Oct. 2023	Simon Holmstrom was recalled from Bridgeport.
25 Nov 2023	Adam Pelech was placed on LTIR. Matt Martin was placed on LTIR (retroactive to Nov. 15). Mike Reilly was claimed off waivers from the Florida Panthers. Grant Hutton was recalled from Bridgeport.
26 Nov 2023	The Islanders acquired Tyce Thompson from the New Jersey Devils, in exchange for Arnaud Durandeu.
27 Nov 2023	Sebastian Aho was placed on IR (retroactive to Nov. 24).
28 Nov 2023	Matt Martin was activated off IR.
4 Dec 2023	Mathew Barzal was named the NHL's "Second Star" for the week ending on December 3, 2023.
8 Dec 2023	Ryan Pulock was placed on IR. The Islanders acquired Robert Bortuzzo from the St. Louis Blues in exchange for a seventh round selection in the 2024 NHL Draft.
11 Dec 2023	Grant Hutton was returned on loan to Bridgeport.
12 Dec 2023	Matt Martin was placed on IR (retroactive to Dec. 2).
13 Dec 2023	Grant Hutton was recalled from loan (Bridgeport). Sebastian Aho was removed from IR.
15 Dec 2023	Scott Mayfield was placed on IR (retroactive to Dec. 11).
18 Dec 2023	Noah Dobson was named the NHL's "Third Star" for the week ending on December 17, 2023.
28 Dec 2023	Ken Appleby was recalled from loan (Bridgeport). Grant Hutton was returned on loan to Bridgeport.
30 Dec 2023	Ken Appleby was returned on loan to Bridgeport. Ryan Pulock was placed on LTIR.
31 Dec 2023	Scott Mayfield was activated off IR.
3 Jan 2024	Robert Bortuzzo was placed on IR (lower body). Ken Appleby was emergency recalled from Bridgeport.
4 Jan 2024	Mathew Barzal was selected to the 2024 NHL All-Star Weekend.
9 Jan 2024	Adam Pelech was activated off IR. Semyon Varlamov was placed on IR (retroactive to Jan. 2).
17 Jan 2024	Kyle MacLean was recalled from Bridgeport. Casey Cizikas was placed on IR (retroactive to Jan. 9).
20 Jan 2024	Lane Lambert was relieved of his coaching duties. Patrick Roy was named Head Coach of the Islanders.
22 Jan 2024	Ken Appleby was returned on loan to Bridgeport. Semyon Varlamov was activated off IR.
2 Feb 2024	Benoit Desrosiers was hired as an Assistant Coach.
3 Feb 2024	Julien Gauthier was loaned to Bridgeport.
8 Feb 2024	Kyle MacLean was returned on loan to Bridgeport. Casey Cizikas was activated off IR.
21 Feb 2024	Hudson Fasching was placed on IR (retroactive to Jan. 25). Kyle MacLean was recalled from loan (Bridgeport).
23 Feb 2024	Samuel Bolduc and Hudson Fasching were sent to Bridgeport (AHL) on conditioning.
5 Mar 2024	Scott Mayfield was placed on LTIR. Hudson Fasching was removed from IR.
18 Mar 2024	Robert Bortuzzo was removed from IR.
22 Mar 2024	The Islanders signed forward Cam Thiesing to a two-year, two-way, entry-level contract that begins in 2024-25.
26 Mar 2024	The Islanders announced that Scott Mayfield had successful season-ending surgery.
16 Apr 2024	The Islanders signed Marshall Warren to a two-year entry-level contract that begins in 2024-25.
17 Apr 2024	Ruslan Iskhakov was recalled from loan (Bridgeport).

 **New York Islanders: Team Breakdown****Islanders Milestones Achieved**

Date	Milestone
Oct. 14 vs. BUF	Adam Pelech recorded his 100th NHL assist
Oct. 17 vs. ARI	Matt Martin played his 900th NHL game
Nov. 15 at VAN	Noah Dobson recorded his 100th NHL assist
Nov. 16 at SEA	Casey Cizikas scored his 100th NHL goal
Nov. 18 at CGY	Pierre Engvall recorded his 100th NHL point
Nov. 22 vs. PHI	Cal Clutterbuck played his 1,000th NHL game
Nov. 30 at CAR	Anders Lee played his 700th NHL game
Dec. 2 at FLA	Hudson Fasching played his 100th NHL Game
Dec. 5 vs. SJS	Mike Reilly recorded his 100th NHL point
Dec. 5 vs. SJS	Jean-Gabriel Pageau recorded his 300th NHL point
Jan. 4 at ARI	Mathew Barzal recorded his 400th NHL point
Jan. 13 at NSH	Brock Nelson played his 800th NHL game
Jan. 19 at CHI	Kyle MacLean made his NHL debut
Jan. 23 vs. VGK	Brock Nelson recorded his 500th NHL point
Feb. 5 at TOR	Bo Horvat played his 700th NHL game
Feb. 8 vs. TBL	Simon Holmstrom played his 100th NHL game
Feb. 10 vs. CGY	Semyon Varlamov played his 600th NHL game
Feb. 24 vs. TBL	Mathew Barzal recorded his 300th NHL assist
Mar. 7 at SJS	Noah Dobson played his 300th NHL game
Mar. 7 at SJS	Pierre Engvall played his 300th NHL game
Mar. 11 at LAK	Jean-Gabriel Pageau played his 700th NHL game
Mar. 11 at LAK	Kyle Palmieri played his 800th NHL game
Mar. 17 at NYR	Casey Cizikas played his 800th NHL game
Mar. 30 at TBL	Mike Reilly recorded his 100th NHL assist
Apr. 1 at PHI	Bo Horvat recorded his 500th NHL point
Apr. 15 at NJD	Mathew Barzal played his 500th NHL game
Apr. 17 vs. PIT	Ruslan Iskhakov made his NHL debut
Apr. 17 vs. PIT	Adam Pelech played his 500 NHL Games
Apr. 17 vs. PIT	Mike Reilly played his 400 NHL Games





## New York Islanders: Team Breakdown

### Top 10 Finishes

Player	Statistic	NHL Rank
Cal Clutterbuck	273 Hits	5th
Simon Holmstrom	5 SHG	2nd
Simon Holmstrom	7 SHP	T-2nd
Bo Horvat	3 OTG	T-1st
Jean-Gabriel Pageau	5 SHA	2nd
Jean-Gabriel Pageau	6 SHP	T-3rd
Kyle Palmieri	8 GWG	T-10th
Ilya Sorokin	1,821 SA	2nd
Ilya Sorokin	1,655 SVs	3rd

### Nystrom Award Winners

Player	Year	Player	Year
Brent Sutter	1991	Tim Jackman	2009
Ray Ferraro	1992	Kyle Okposo	2010
Benoit Hogue	1993	Frans Nielsen	2011
Steve Thomas	1994	Matt Martin	2012
Dan Plante	1996	Matt Martin	2013
Claude Lapointe	1997	Matt Martin	2014
Rich Pilon	1998	Matt Martin	2015
Claude Lapointe	1999	Matt Martin	2016
Claude Lapointe	2000	Anders Lee	2017
Dave Scatchard	2001	Casey Cizikas	2018
Steve Webb	2002	Casey Cizikas	2019
Jason Blake/Garth Snow	2003	Matt Martin	2020
Adrian Aucoin	2004	Jean-Gabriel Pageau	2021
Kevin Colley	2006	Zach Parise	2022
Trent Hunter	2007	Zach Parise	2023
Richard Park	2008		

*Given Annually to the Islander who best exemplifies leadership, hustle and dedication, the Nystrom Award is voted on by fans on [newyorkislanders.com](http://newyorkislanders.com)*