



**TAMPA BAY LIGHTNING**  
**2026 STANLEY CUP PLAYOFFS**  
**MEDIA GUIDE**

**LIGHTNING EXECUTIVES AND HOCKEY OPERATIONS STAFF**

Owner, Chairman & Governor	Jeff Vinik
Owner	Doug Ostrover
Owner	Marc Lipschultz
Chief Executive Officer/Vice Chairman	Steve Griggs
Vice President & General Manager, Alternate Governor	Julien BriseBois
Assistant GM, Director of Player Personnel	Jamie Pushor
Assistant GM, Director of Hockey Operations	Jeff Tambellini
Senior Advisor to the General Manager	Al Murray
Director of Amateur Scouting	John Rosso
Director of Player Development	JP Cote
Senior Director of Team Services	Ryan Belec
Director of Hockey Administration	Liz Koharski
Director of Hockey Analytics	Michael Peterson
Associate Director of Hockey Analytics	Ben Morgan
Head Coach	Jon Cooper
Assistant Coaches	Jeff Halpern, Rob Zettler, Dan Hinote
Goaltending Coach	Frantz Jean
Video Coaches	Nigel Kirwan, Brian Garlock
Director of High Performance & Strength Coach	Mark Lambert
Assistant Strength & Conditioning Coach, Manual Therapist	Lukasz Maras
Director of Sports Medicine & Head Athletic Trainer	Tom Mulligan
Assistant Athletic Trainer	Mike Poirier
Sports Manual Therapist	Christian Rivas
Head Equipment Manager	Colten Wilson
Assistant Equipment Managers	Pat Dolan, Brandon Guidotti

**LIGHTNING COMMUNICATIONS STAFF**

Vice President of Communications & Broadcast	Brian Breseman
Manager of Communications	Chris Krenn
Beat Writer/Media Relations Manager	Benjamin Pierce
Communications Coordinator	Stephen Buck

**TEAM RECORDS**

Overall Record	50-26-6
Home Record	26-14-1
Road Record	24-12-5
1-Goal Games	15-10-6
2-Goal Games	11-6
3-Goal Games	24-10
Scoring First	31-5-2
Opponent Scoring First	19-21-4
Leading After 1 Period	24-5-1
Trailing After 1 Period	10-14-5
Tied After 1 Period	16-7-0
Leading After 2 Periods	33-1-0
Trailing After 2 Periods	4-17-3
Tied After 2 Periods	13-8-3
OT Record This Season	10-6
OT Record — Franchise	227-206-112
Outshooting Opponent	28-13-5
Outshot by Opponent	21-13-1
Even Shots	1-0-0
Versus Atlantic	16-9-1
Versus Metropolitan	11-11-2
Versus Eastern Conference	27-20-3
Versus Central	11-4-1
Versus Pacific	12-2-2
Versus Western Conference	23-6-3

## MONTH-BY-MONTH RECORD

MONTH	HOME	AWAY	OVERALL	P
October	3-3-0	2-1-2	5-4-2	12 PTS
November	5-2-0	6-1-0	11-3-0	22 PTS
December	3-4-0	4-2-1	7-6-1	15 PTS
January	4-0-0	7-1-1	11-1-1	23 PTS
February	4-1-0	0-1-0	4-2-0	8 PTS
March	4-3-1	4-3-1	8-6-2	18 PTS
April	3-1-0	1-3-0	4-4-0	8 PTS
<b>Total</b>	<b>26-14-1</b>	<b>24-12-5</b>	<b>50-26-6</b>	<b>106 PTS</b>

## GOALS BY PERIOD

	1	2	3	OT	TOTAL	AVG
Tampa Bay Lightning	79	100	101	6	286	3.49
Opponents	76	69	80	4	229	2.79

## SHOTS BY PERIOD

	1	2	3	OT	TOTAL	AVG
Tampa Bay Lightning	736	794	746	29	2,305	28.1
Opponents	744	724	687	34	2,189	26.7

## POWER PLAY

	G	ATT.	PP %
Home	24	131	18.3% (21st NHL)
Road	27	115	23.5% (9th NHL)
<b>Overall</b>	<b>51</b>	<b>246</b>	<b>20.7% (17th NHL)</b>

## PENALTY KILL

	GA	ATT.	PK %
Home	23	125	81.6% (10th NHL)
Road	22	133	83.5% (T-3rd NHL)
<b>Overall</b>	<b>45</b>	<b>258</b>	<b>82.6% (3rd NHL)</b>

## PENALTIES

	PEN	PIM	PIM/GP
Tampa Bay	425 (1st NHL)	1,207 (1st NHL)	14:43 (1st NHL)



## GOAL SITUATIONS

	FOR	AGAINST	DIFF.
6 on 5	6	13	-7
6 on 4	0	2	-2
6 on 3	0	0	0
5 on 5	196	152	+44
5 on 4	45	4	+41
5 on 3	4	0	+4
4 on 4	1	4	-3
4 on 3	1	0	+1
3 on 3	6	4	+2
3 on 4	0	2	-2
3 on 5	0	1	-1
3 on 6	0	0	0
4 on 5	5	41	-36
4 on 6	1	1	0
5 on 6	21	5	+16
<b>Total</b>	<b>286</b>	<b>229</b>	<b>+57</b>

## 2025-26 INDIVIDUAL LEADERS

<b>Points</b>	Nikita Kucherov (130)	Jake Guentzel (88)	Brandon Hagel (74)
<b>Goals</b>	Nikita Kucherov (44)	Jake Guentzel (38)	Brandon Hagel (36)
<b>Assists</b>	Nikita Kucherov (86)	Jake Guentzel (50)	Darren Raddysh (48)
<b>Power-Play Goals</b>	Darren Raddysh (10)	Oliver Bjorkstrand (9)	Guentzel/Kucherov (8)
<b>Power-Play Points</b>	Nikita Kucherov (37)	Jake Guentzel (30)	Darren Raddysh (26)
<b>Shorthanded Goals</b>	Anthony Cirelli (2)	Jake Guentzel (2)	Hagel/Kucherov (1)
<b>Shorthanded Points</b>	Anthony Cirelli (4)	Jake Guentzel (2)	JJ Moser (2)
<b>Even Strength Goals</b>	Nikita Kucherov (35)	Brandon Hagel (30)	Jake Guentzel (28)
<b>Even Strength Points</b>	Nikita Kucherov (92)	Brandon Hagel (61)	Jake Guentzel (56)
<b>Game-Winning Goals</b>	Nikita Kucherov (8)	Brandon Hagel (6)	Darren Raddysh (6)
<b>Hat Tricks</b>	Darren Raddysh, Nikita Kucherov, Jake Guentzel, Anthony Cirelli (1)		
<b>Multi-Point Games</b>	Nikita Kucherov (40)	Jake Guentzel (27)	Brandon Hagel (24)
<b>Shots</b>	Nikita Kucherov (231)	Jake Guentzel (220)	Brandon Hagel (214)
<b>+/-</b>	Nikita Kucherov (+43)	JJ Moser (+41)	Anthony Cirelli (+38)
<b>Hits</b>	Zemgus Girgensons (195)	Yanni Gourde (115)	Erik Cernak (112)
<b>Blocked Shots</b>	Erik Cernak (99)	JJ Moser (91)	Ryan McDonagh (76)
<b>Penalty Minutes</b>	C.E. D'Astous (112)	Scott Sabourin (89)	Erik Cernak (74)



### 2025-26 REGULAR SEASON TEAM RANKINGS (NHL)

<b>Goals For Per Game</b>	3.49	4th
<b>Goals Against Per Game</b>	2.79	3rd
<b>Power Play %</b>	20.7%	17th
<b>Power-Play Goals</b>	51	T-15th
<b>Penalty Kill %</b>	82.6%	3rd
<b>Shorthanded Goals</b>	6	T-14th
<b>Shots For Per Game</b>	28.1	T-13th
<b>Shots Against Per Game</b>	26.7	8th
<b>Total Goals</b>	286	4th
<b>Game-Opening Goals</b>	38	T-22nd
<b>Regulation Wins</b>	40	3rd
<b>Regulation/OT Wins</b>	46	3rd

### 2025-26 REGULAR SEASON SHOOTOUT (SKATERS)

<b>SHOOTER</b>	<b>G/S</b>	<b>%</b>	<b>GDG</b>
Brayden Point	2/2	100%	0
Dominic James	1/1	100%	1
Gage Goncalves	3/5	60%	1
Nikita Kucherov	2/5	40%	1
Jake Guentzel	1/5	20%	1
Charle-Edouard D'Astous	0/1	0%	0

### 2025-26 REGULAR SEASON SHOOTOUT (GOALIES)

<b>GOALIE</b>	<b>RECORD</b>	<b>SV/SA</b>	<b>SV%</b>
Andrei Vasilevskiy	2-1	6/10	.600
Jonas Johansson	1-1	3/5	.600

### 2025-26 REGULAR SEASON POWER PLAY SCORING

<b>PLAYER</b>	<b>PPG</b>	<b>PPA</b>	<b>PPP</b>
Nikita Kucherov	8	29	37
Jake Guentzel	8	22	30
Darren Raddysh	10	16	26
Oliver Bjorkstrand	9	5	14
Brandon Hagel	5	7	12
Brayden Point	6	5	11
Victor Hedman	0	6	6
Anthony Cirelli	3	1	4



### 2025-26 REGULAR SEASON POWER PLAY CONT.

PLAYER	G	A	P
Nick Paul	1	2	3
Charle-Edouard D'Astous	0	2	2
Gage Goncalves	0	2	2
Corey Perry	1	1	2
JJ Moser	0	1	1

### 2025-26 REGULAR SEASON SHORTHANDED SCORING

PLAYER	G	A	P
Anthony Cirelli	2	2	4
Jake Guentzel	2	0	2
JJ Moser	0	2	2
Erik Cernak	0	1	1
Max Crozier	0	1	1
Brandon Hagel	1	0	1
Nikita Kucherov	1	0	1

### TBL PLAYOFF MILESTONES




PLAYER	MILESTONE	CURRENTLY	NEEDS
Victor Hedman	100 Career Playoff Assists	97	3 Assists
Ryan McDonagh	200 Career Playoff Games	196	4 Games
Brayden Point	100 Career Playoff Games	92	8 Games
Brayden Point	100 Career Playoff Points	89	11 Points
Yanni Gourde	100 Career Playoff Games	88	12 Games
HC Jon Cooper	100 Career Playoff Wins	88	12 Wins
Erik Cernak	100 Career Playoff Games	84	16 Games
Jake Guentzel	100 Career Playoff Games	74	26 Games
Jake Guentzel	100 Career Playoff Points	73	27 Points
Nikita Kucherov	200 Career Playoff Points	171	29 Points

### LONGEST PLAYOFF STREAKS, TBL HISTORY

9 Consecutive Seasons	2017-18 to 2025-26	63 Playoff Wins (1st NHL)
4 Consecutive Seasons	2002-03 to 2006-07	24 Playoff Wins (4th NHL)
3 Consecutive Seasons	2013-14 to 2015-16	25 Playoff Wins (T-2nd NHL)



## TBL ALL-TIME PLAYOFF RECORD

SEASON	HOME	AWAY	OVERALL
1995-96	1-2	1-2	2-4
2002-03	2-3	3-3	5-6
 2003-04	9-4	7-3	16-7
2005-06	0-2	1-2	1-4
2006-07	1-2	1-2	2-4
2010-11	5-3	6-4	11-7
2013-14	0-2	0-2	0-4
2014-15	6-7	8-5	14-12
2015-16	6-3	5-3	11-6
2017-18	6-4	5-2	11-6
2018-19	0-2	0-2	0-4
 2019-20	8-6	10-1	18-7
 2020-21	9-3	7-4	16-7
2021-22	8-3	6-6	14-9
2022-23	0-3	2-1	2-4
2023-24	1-1	0-3	1-4
2024-25	0-3	1-1	1-4
<b>COMBINED</b>	<b>62-53</b>	<b>63-46</b>	<b>125-99</b>

## TBL ALL-TIME LEADERS, PLAYOFF SCORING

PLAYER	GP	G	A	P	+/-	PIM	PP	SH	GW	OT
<b>Nikita Kucherov</b>	<b>152</b>	<b>53</b>	<b>118</b>	<b>171</b>	<b>+37</b>	<b>116</b>	<b>19</b>	<b>0</b>	<b>8</b>	<b>2</b>
<b>Victor Hedman</b>	<b>170</b>	<b>23</b>	<b>97</b>	<b>120</b>	<b>+18</b>	<b>94</b>	<b>10</b>	<b>0</b>	<b>5</b>	<b>1</b>
Steven Stamkos	128	50	51	101	-11	78	20	0	5	0
Ondrej Palat	138	48	46	94	+35	60	10	1	12	1
<b>Brayden Point</b>	<b>92</b>	<b>44</b>	<b>45</b>	<b>89</b>	<b>-3</b>	<b>45</b>	<b>16</b>	<b>0</b>	<b>8</b>	<b>3</b>
Alex Killorn	140	37	40	77	+1	121	11	1	5	0
Martin St. Louis	63	33	35	68	+7	28	10	3	8	3
Tyler Johnson	116	32	33	65	+7	53	3	1	9	2
Vincent Lecavalier	63	24	28	52	+6	80	8	0	5	2
Brad Richards	45	18	29	47	-7	28	9	0	7	1
<b>Anthony Cirelli</b>	<b>108</b>	<b>18</b>	<b>25</b>	<b>43</b>	<b>-5</b>	<b>56</b>	<b>0</b>	<b>1</b>	<b>2</b>	<b>1</b>
Mikhail Sergachev	100	9	25	34	+1	90	2	0	0	0
<b>Yanni Gourde</b>	<b>74</b>	<b>16</b>	<b>14</b>	<b>30</b>	<b>+10</b>	<b>40</b>	<b>4</b>	<b>1</b>	<b>5</b>	<b>0</b>
Blake Coleman	48	8	16	24	+11	53	0	1	1	0
<b>Ryan McDonagh</b>	<b>94</b>	<b>2</b>	<b>24</b>	<b>26</b>	<b>+16</b>	<b>46</b>	<b>0</b>	<b>0</b>	<b>1</b>	<b>0</b>
Dan Boyle	45	3	19	22	+6	30	1	0	0	0



### TBL ALL-TIME LEADERS, PLAYOFF SCORING CONT.

PLAYER	GP	G	A	P	+/-	PIM	PP	SH	GW	OT
Valtteri Filppula	47	5	17	22	-5	4	2	0	1	0
<b>Erik Cernak</b>	<b>84</b>	<b>3</b>	<b>18</b>	<b>21</b>	<b>+14</b>	<b>48</b>	<b>0</b>	<b>0</b>	<b>1</b>	<b>0</b>
Freddy Modin	39	10	11	21	+3	34	3	0	2	0
Dave Andreychuk	34	4	16	20	-3	24	1	0	1	0
Ross Colton	52	10	9	19	+2	29	2	0	3	0
Teddy Purcell	22	7	11	18	+2	2	2	0	1	0
Pat Maroon	77	7	10	17	+9	117	0	0	2	0
<b>Brandon Hagel</b>	<b>37</b>	<b>6</b>	<b>10</b>	<b>16</b>	<b>-9</b>	<b>32</b>	<b>0</b>	<b>1</b>	<b>2</b>	<b>0</b>
<b>Corey Perry</b>	<b>29</b>	<b>8</b>	<b>8</b>	<b>16</b>	<b>-1</b>	<b>33</b>	<b>5</b>	<b>0</b>	<b>0</b>	<b>0</b>
Ryan Callahan	62	6	9	15	-1	51	2	0	1	0
Ruslan Fedotenko	42	12	3	15	-11	40	5	0	3	0
Anton Stralman	49	3	12	15	-4	18	0	0	0	0
Steve Downie	17	2	12	14	+7	40	0	0	1	0
Jonathan Drouin	23	5	9	14	-7	16	1	0	1	0
Jason Garrison	40	3	11	14	2	20	1	0	2	1
<b>Nick Paul</b>	<b>39</b>	<b>10</b>	<b>4</b>	<b>14</b>	<b>-9</b>	<b>16</b>	<b>1</b>	<b>0</b>	<b>4</b>	<b>0</b>
Vinny Prospal	22	5	8	13	0	12	2	0	1	0
Kevin Shattenkirk	25	3	10	13	+8	6	1	0	2	1
Simon Gagne	15	5	7	12	+6	4	0	0	1	0
Barclay Goodrow	43	3	9	12	+9	42	0	0	1	0
Cedric Paquette	91	5	7	12	-13	121	0	1	1	0
Sean Bergenheim	16	9	2	11	+2	8	0	0	1	0
Dominic Moore	18	3	8	11	-3	18	1	0	0	0
Jan Rutta	49	3	8	11	+10	37	0	0	1	0
J.T. Miller	21	2	8	10	-4	15	1	0	1	0

### TBL ALL-TIME LEADERS, PLAYOFF GOALTENDING

GOALIE	GP	W	L	SO	GA	GAA	SV %
<b>Andrei Vasilevskiy</b>	<b>120</b>	<b>67</b>	<b>50</b>	<b>7</b>	<b>296</b>	<b>2.45</b>	<b>.918</b>
Ben Bishop	36	21	13	5	71	2.09	.927
Nikolai Khabibulin	33	21	12	5	66	1.94	.926
Dwayne Roloson	17	10	6	1	41	2.51	.924
Johan Holmqvist	6	2	4	0	18	2.92	.893
Mike Smith	3	1	1	0	2	1.00	.958
John Grahame	6	1	4	0	19	3.42	.883
Jeff Reese	5	1	1	0	12	3.64	.880
Daren Puppa	4	1	3	0	14	4.85	.837



### TBL ALL-TIME LEADERS, PLAYOFF GOALTENDING CONT.

GOALIE	GP	W	L	SO	GA	GAA	SV %
Sean Burke	3	0	1	0	7	3.84	.877
Louis Domingue	1	0	0	0	0	0.00	1.000
Kristers Gudlevskis	2	0	1	0	2	3.02	.900
Anders Lindback	4	0	3	0	14	3.92	.881

### TBL ALL-TIME SKATER PLAYOFF HIGHS, SINGLE GAME

RECORD	PLAYER	#	GAME
Most Goals, Game	Tyler Johnson	3	5/18/2015 at NYR
<b>Most Assists, Game</b>	<b>Nikita Kucherov</b>	<b>4</b>	<b>9/7/2020 vs. NYI</b>
<b>Most Points, Game</b>	<b>Kucherov, Brayden Point</b>	<b>5</b>	<b>9/7/2020 vs. NYI</b>
<b>Most Goals, Period</b>	<b>25x (Last: Brayden Point)</b>	<b>2</b>	<b>4/18/2023 at TOR</b>
<b>Most Assists, Period</b>	<b>Victor Hedman</b>	<b>3</b>	<b>5/20/2021 vs. FLA</b>
Most SOG, Game	Ondrej Palat	10	8/31/2020 vs. BOS
Most PIM, Game	Chris Dingman	24	5/27/2004 vs. CGY
<b>Best +/-, Game</b>	<b>9x (Last: Jake Guentzel)</b>	<b>+4</b>	<b>4/26/2025 at FLA</b>
<b>Most PPGs, Game</b>	<b>11x (Last: Brayden Point)</b>	<b>2</b>	<b>4/18/2023 at TOR</b>

### TBL ALL-TIME GOALIE PLAYOFF RECORDS, SINGLE GAME

RECORD	PLAYER	#	GAME
<b>Most Saves, Period</b>	<b>Andrei Vasilevskiy</b>	<b>22</b>	<b>8/19/2020 vs. CBJ</b>
<b>Most Saves, Game</b>	<b>Andrei Vasilevskiy</b>	<b>61</b>	<b>8/19/2020 vs. CBJ</b>
<b>Shots Faced, Game</b>	<b>Andrei Vasilevskiy</b>	<b>63</b>	<b>8/11/2020 vs. CBJ</b>
<b>Shots Faced, Single Period</b>	<b>Andrei Vasilevskiy</b>	<b>24</b>	<b>8/19/2020 vs. CBJ</b>
<b>Most Saves in Shutout Win</b>	<b>Andrei Vasilevskiy</b>	<b>49</b>	<b>5/23/2022 vs. FLA</b>
Most Saves, Overtime Period	Nikolai Khabibulin	14	4/20/2003 vs. WSH
<b>Most Saves in Win</b>	<b>Andrei Vasilevskiy</b>	<b>61</b>	<b>Aug. 11, 2020 vs. CBJ</b>
Most Saves in Loss	Dwayne Roloson	50	4/20/2011 vs. PIT

### TBL ALL-TIME TEAM PLAYOFF RECORDS, SINGLE GAME

RECORD	#	GAME	RESULT
Goals For	8	3x (Last: 6/21/2021 vs. NYI)	8-0 W
Shots on Goal	88	8/11/2020 vs. CBJ	3-2 OTW
Overtime Shots on Goal	47	8/11/2020 vs. CBJ	3-2 OTW
Power-Play Goals	4	3x (Last: 4/18/2023 at TOR)	7-3 W
Shorthanded Goals	1	17x (Last: 4/27/2024 vs. FLA)	6-3 W



### TBL ALL-TIME SKATER PLAYOFF RECORDS, PLAYOFF SERIES

RECORD	PLAYER	SEASON	#
<b>Most Goals</b>	<b>4x (Last: Brayden Point)</b>	<b>2020-21</b>	<b>6</b>
<b>Most Assists</b>	<b>Nikita Kucherov</b>	<b>2020-21</b>	<b>9</b>
<b>Most Points</b>	<b>Nikita Kucherov</b>	<b>2020-21</b>	<b>11</b>
Shots on Goal	Vincent Lecavalier	2006-07	30
Power-Play Goals	2x (Last: Steven Stamkos)	2017-18	4
<b>Power-Play Points</b>	<b>Victor Hedman, Nikita Kucherov</b>	<b>2020-21</b>	<b>7</b>
<b>Shorthanded Goals</b>	<b>17x (Last: Brandon Hagel)</b>	<b>2023-24</b>	<b>1</b>
<b>Shorthanded Points</b>	<b>30x (Hagel, Hedman)</b>	<b>2023-24</b>	<b>1</b>
Penalty Minutes	Pavel Kubina	2003-04	34
Hits	Blake Coleman	2019-20	37
Blocked Shots	Eric Brewer	2010-11	27

### TBL ALL-TIME GOALIE PLAYOFF RECORDS, PLAYOFF YEAR

RECORD	PLAYER	SEASON	#
Save Percentage	Ben Bishop	2015-16	.939
<b>Total Saves</b>	<b>Andrei Vasilevskiy</b>	<b>2021-22</b>	<b>693</b>
<b>Shots Faced</b>	<b>Andrei Vasilevskiy</b>	<b>2021-22</b>	<b>752</b>
<b>Shutouts</b>	<b>2x (Last: Andrei Vasilevskiy)</b>	<b>2020-21</b>	<b>5</b>
Shutout Streak	Nikolai Khabibulin	2003-04	147:05
Goals Against Average	Nikolai Khabibulin	2003-04	1.71
<b>Wins</b>	<b>Andrei Vasilevskiy</b>	<b>2019-20</b>	<b>18</b>
<b>Overtime Wins</b>	<b>Andrei Vasilevskiy</b>	<b>2019-20</b>	<b>7</b>

### TBL ALL-TIME RECORDS, PLAYOFF PERIOD

RECORD	SEASON	#	GAME
Total Goals	2020-21	5	6-5 OTL vs. FLA, 5/20/2021
Fastest Goals	2019-20	00:12	4-1 W at NYI, 9/13/2020
Shots on Goal	2x (Last: 2020-21)	22	4-1 L at FLA, 5/24/2021
Power-Play Goals	3x (Last: 2010-11)	3	7-3 W at TOR, 4/23/2011
Penalties Taken	2003-04	14	6-2 L vs. PHI, 5/10/2004
Penalty Minutes	2005-06	69	8-4 L vs. OTT, 4/25/2006
Shorthanded Goals	17x (Last: 2023-24)	1	6-3 W vs. FLA, 4/27/2024



## 31 JONAS JOHANSSON — G

### 2025-26 SEASON HIGHS

**Saves:** 37 (10/25 vs. ANA)

**Shots:** 42 (3/8 at BUF)

**GA:** 8 (3/8 at BUF)

**2025-26 NOTES:** Johansson appeared in his third season with the Lightning and posted a record of 11-10-2 with a 3.29 goals against average and an .884 save percentage. Made his first start of the season on October 13 at Boston and made 30 saves in the win. Registered wins in three consecutive games from December 28 through January 12. Recorded a season-high 37 saves in an October 25 win over the Anaheim Ducks. Appeared in his 100th NHL game on February 26 against Carolina.

**CAREER PLAYOFFS:** Looking to make his Stanley Cup Playoffs debut.

### CAREER PLAYOFF GAME HIGHS:

**Saves:** N/A **Shots:** N/A **GA:** N/A

Season	Team	GP	W	L	OT	SA	GA	GAA	SV%	SO
2025-26	TAMPA BAY	25	11	10	2	670	78	3.29	.884	0
CAREER NHL TOTALS		105	43	36	14	2,844	317	3.29	.889	4

## 33 BRANDON HALVERSON — G

### 2025-26 SEASON HIGHS

**Saves:** 17 (4/15 vs. NYR)

**Shots:** 21 (4/15 vs. NYR)

**GA:** 4 (4/15 vs. NYR)

**2025-26 NOTES:** Halverson made his second career NHL start for the Lightning in 2025-26 as the team's goaltender in the regular season finale on April 15 vs. NYR. Made 17 saves on 21 shots faced for an .810 save percentage. Also entered a Dec. 13 game at NYI for six seconds but did not record a save. Led Tampa Bay's AHL affiliate, Syracuse, in net, recording a 24-11-6 record with a .905 save percentage and 2.42 goals against average. Was named the AHL Goaltender of the Month in February with a 6-0-0 record, 1.67 goals against average and .934 save percentage.

**CAREER PLAYOFFS:** Looking to make his Stanley Cup Playoffs debut.

### CAREER PLAYOFF GAME HIGHS:

**Saves:** N/A **Shots:** N/A **GA:** N/A

Season	Team	GP	W	L	OT	SA	GA	GAA	SV%	SO
2025-26	TAMPA BAY	2	0	1	0	21	4	3.29	.810	0
CAREER NHL TOTALS		4	0	2	0	51	10	4.71	.804	0



## 88 ANDREI VASILEVSKIY — G



### 2025-26 SEASON HIGHS

**Saves:** 34 (11/28 at DET)

**Shots:** 37 (11/28 at DET)

**GA:** 5 (4x, Last: 2/28 vs. BUF)

**2024-25 NOTES:** Vasilevskiy led the entire NHL with 39 wins in 2025-26. The goalie's 2.31 goals against average ranked second in the league (min. 30 GP) and his .912 save percentage tied for third on the same list. Vasilevskiy's 1,353 saves were 10th-most of any goalie, and he posted two assists for a fourth straight season. The goalie participated in his first career NHL fight during the 2026 Stadium Series game on Feb. 1 vs. Boston. Earned a 10th-straight 20-win season, becoming the sixth goalie in NHL history to do so. Passed Evgeni Nabokov (352) for the second-most wins by a Russian-born goalie in NHL history with an 18-save win at Chicago on Jan. 23, also entering the top 25 in NHL history for career wins. Finished the season with 39 wins, tied for the second-most of his NHL career and his most since he had 39 in 2021-22. His 2.31 goals against average was the third-lowest of his career, and his 58 starts marked the fifth-most of his career. His .844 save percentage on high-danger chances T-7th in the NHL, and his 352 high-danger saves were 10th-most. Entered the top 50 for career saves (16,126).

**CAREER PLAYOFFS:** Vasilevskiy is Tampa Bay's all-time playoff leader for games played (120), starts (115), wins (67), saves (3,312) and shutouts (7). He started all five of Tampa Bay's 2025 playoff games against the Florida Panthers, which included 33 saves and .971 save percentage in a Game 5 win on April 26. Among all goaltenders in NHL Stanley Cup Playoffs history, Vasilevskiy ranks eighth for saves, 12th for wins, 12th for games played and tied for 14th for starts (also: Glenn Hall). Vasilevskiy is one of 21 goaltenders in NHL history to play in 100 playoff games and is currently tied with Patrick Roy for the sixth-best save percentage (.918) among the 20 netminders. Vasilevskiy has recorded a save percentage of .900 or higher in 65.2% of his playoff games, the fifth-highest percentage among goaltenders with 100 or more career playoff games, trailing only Tuukka Rask (71.2%), Roy (67.9%), Dominik Hasek (67.3%) and Henrik Lundqvist (66.2%). Vasilevskiy is one of just two goaltenders in NHL postseason history to record six shutouts in potential series-clinching games (also: Clint Benedict). Vasilevskiy posted a 1-4 record with an .872 save percentage and 3.27 goals against average in Tampa Bay's First Round series loss to the Florida Panthers in the 2025 Stanley Cup Playoffs. The Tyumen, Russia, native logged a 14-9 record with a .922 save percentage and 2.52 goals against average when he started all 23 games for the Lightning during the team's run in 2022 to the Cup Final. He stopped all 49 shots he faced in Game 4 of a Second Round series against Florida for his sixth shutout in a series-clinching win and seventh career playoff shutout. Vasilevskiy won six straight games from Game 6 of the First Round vs. Toronto through Game 4 of the Second Round vs. Florida to tie the longest winning streak of his playoff career. He won the 2021 Conn Smythe Trophy as playoff MVP after going 16-7 with a 1.90 goals against average, .937 save percentage and five shutouts, leading the Bolts to a second-consecutive Stanley Cup. Vasilevskiy is the only goaltender born outside North American to win the Conn Smythe Trophy and the 17th goalie overall since the award's inception in 1964-65. He was the third Russian-born player to win the Conn Smythe, joining Alex Ovechkin (2018) and Evgeni Malkin (2009). Vasilevskiy made all 22 saves in the 2021 Cup-clinching Game 5 victory over Montreal to push his streak of series-clinching shutouts to five games, extending the longest such run in NHL history. Vasilevskiy became the first goalie in NHL history with four series-clinching shutouts in a single postseason (also: 18 saves Game 7 SCSF vs. NYI; 29 saves Game 5 2nd Rd. at CAR; 29 saves Game 6 1st Rd. vs. FLA) in 2021. He is the third goalie in NHL history with two Cup-clinching shutouts (also: 22 saves Game 6 2020 SCF at DAL), joining Benedict and Bernie Parent. Vasilevskiy is



the second goalie in the NHL's expansion era (since 1967-68) to claim consecutive Stanley Cup titles while earning every victory for his club across each postseason, joining Ken Dryden.

**CAREER PLAYOFF GAME HIGHS:**

**Saves:** 61 (8/11/20 vs. CBJ)      **Shots:** 63 (8/11/20 vs. CBJ)      **GA:** 7 (2x, last: 4/20/23 at TOR)

Season	Team	GP	W	L	OT	SA	GA	GAA	SV%	SO
2025-26	TAMPA BAY	58	39	15	4	1,483	132	2.31	.912	2
CAREER NHL TOTALS		598	370	178	39	17,590	1,467	2.50	.917	42
<b>CAREER PLAYOFF TOTALS</b>		<b>120</b>	<b>67</b>	<b>50</b>	<b>0</b>	<b>3,608</b>	<b>296</b>	<b>2.45</b>	<b>.918</b>	<b>7</b>

**10 COREY PERRY — RW**



**2025-26 SEASON HIGHS**

**Goals:** 2 (10/30 vs. DET)      **Assists:** 3 (1/1 vs. TBL)      **Points:** 3 (1/1 vs. TBL)  
**Time on ice:** 19:32 (1/20 vs. NYR)

**2025-26 NOTES:** Perry continued his NHL career with a 21st NHL season in 2025-26, playing 50 games for the Los Angeles Kings before being traded to the Lightning on March 6. Is tied with Alex Ovechkin and Sidney Crosby for the most career seasons among active players. Perry played a season-high 19:32 for Los Angeles on Jan. 20. Scored a goal, the game-winner, in his first game with the Lightning in a 5-2 win at Toronto on March 7. Finished with 17 goals and 37 points in 72 games, including six goals and nine points in 22 games as a Bolt. Became the 44th player in NHL history to appear in 1,400 games on Nov. 4 vs. Winnipeg. Earned his 500th career assist on Jan. 12 vs. Dallas. His 1,464 career games played are sixth-most by a right winger in NHL history. Sits 21st in league history for career goals by a right wing (465) and is tied with Shane Doan (972 pts.) for 31st in career scoring by a right wing in league history.

**CAREER PLAYOFFS:** Made his Stanley Cup Playoffs debut on April 21, 2006 and earned his first point with an assist on April 25 while playing in 11 games. Helped Anaheim win the Stanley Cup in 2007 with six goals and 15 points while racking up 37 penalty minutes and playing 16:30 time on ice per game. Scored his first career Stanley Cup Playoffs goal on April 19, 2007 vs. Minnesota. Tied for 7th in NHL playoff scoring and tied for 11th in the NHL for playoff goals and 10th for playoff assists. His 37 playoff PIMs were second-most of any player that year. Recorded three points in three games during the 2008 playoffs before scoring a team-high eight goals for Anaheim and finishing second with 14 points across 13 games during the 2009 postseason. Scored eight points in six games while playing a career-high 25:15 time on ice during the 2011 Stanley Cup Playoffs in six games. Appeared in all seven games for Anaheim in the First Round of the 2013 playoffs, posting two assists. Had four goals and 11 points, second-most on the the Ducks, to reach the Western Conference semifinals in 2014. Scored 10 goals during the 2015 Stanley Cup Playoffs along with eight assists, and his 14 even-strength playoff points helped the Ducks to the Western Conference Final. Posted four assists in seven



games in the 2016 postseason. Ranked second on Anaheim for assists (7) and penalty minutes (34) during the 2017 playoffs and was one of four Ducks to score a power-play goal on another run to the Western Conference Final. Capped a run of six straight seasons with Anaheim in 2018, playing four games. Went to the first of three consecutive Stanley Cup Finals in 2020 as a member of the Dallas Stars, losing to the Lightning in six games. Scored two goals, including the double overtime winner, in a 3-2 Game 5 win in the Final. Finished fifth on the Stars with 27 PIMs and T-6th with five goals. Played in 22 games for Montreal to reach the Stanley Cup Final again in 2021, scoring four goals and 10 points with 25 penalty minutes. Finished fourth among Canadiens players for playoff scoring and was second in PIMs. Returned to a third straight Stanley Cup Final in 2023, this time for Tampa Bay, playing in 23 games while playing 12:42 per game. Ranked fourth on the team for goals (6), fifth in points (11) and second in PIMs (26). Played six games for the Lightning in the 2023 Stanley Cup Playoffs, tying for third in scoring with five points. Was one of seven players to finish positive in plus-minus. Returned to the Stanley Cup Final in 2024 with Edmonton, scoring three points in 19 games, including a game-winning goal. Went back to the Final in 2025 with the Oilers and scored 10 goals and 14 points in 22 games against Florida. Ranked second on Edmonton for playoff goals and tied for fourth among all NHL players while co-leading all NHL players with five power-play goals in the playoffs. Ranks second in franchise history for the Anaheim Ducks for playoff games played (118), goals (36) assists (53) and points (89). His 237 career playoff games are third-most in NHL history, and his 64 goals tie for 26th. Is tied for 19th in NHL history with 24 career playoff power-play goals. Is six points shy of tying Mark Recchi (147) for 10th in NHL history for playoff points by a right wing.

**CAREER PLAYOFF GAME HIGHS:**

**Goals:** 2 (5x, Last: 5/10/25 vs. VGK)      **Assists:** 2 (15x, Last: 4/18/23 at TOR)      **Points:** 4 (2x, Last: 4/30/15 vs. CGY)      **Time on ice:** 38:06 (5/3/09 at DET)

Season	Team	GP	G	A	PTS	+/-	PIM	PPG	SHG	GWG
2025-26	LOS ANGELES	50	11	17	28	-1	59	4	0	0
	TAMPA BAY	22	6	3	9	+1	22	1	0	2
<b>CAREER NHL TOTALS</b>		<b>1,464</b>	<b>465</b>	<b>507</b>	<b>972</b>	<b>+57</b>	<b>1,568</b>	<b>129</b>	<b>6</b>	<b>80</b>
<b>CAREER PLAYOFF TOTALS</b>		<b>237</b>	<b>64</b>	<b>77</b>	<b>141</b>	<b>-14</b>	<b>295</b>	<b>24</b>	<b>1</b>	<b>12</b>

## 14 CONOR GEEKIE — C

**2025-26 SEASON HIGHS**

**Goals:** 1 (4/13 vs. DET)      **Assists:** 1 (2x, Last: 3/8 at BUF)      **Points:** 1 (3x, Last: 4/13 vs. DET)      **Time on ice:** 13:49 (10/18 at CBJ)

**2024-25 NOTES:** Geekie played in 14 games for Tampa Bay this season and finished with a goal and two assists for three points after posting eight goals and 14 points during his rookie season with the team in 2024-25. Geekie averaged 9:54 time on ice per game and scored his ninth career goal on April 13 vs. Detroit, his lone NHL goal of the season. Geekie finished second on the Syracuse Crunch, Tampa Bay's AHL affiliate, in assists (42) and points (59) and added seven power-play goals in 57 AHL games.



**CAREER PLAYOFFS:** Geekie made his Stanley Cup Playoffs debut with the Lightning in 2025, playing four games and earning his first playoff point with an assist in Game 5 of a First Round series against the Florida Panthers on April 30. He laid eight hits, tied for eighth-most of any Bolt, and had three shots on goal.

### CAREER PLAYOFF GAME HIGHS

**Goals:** N/A      **Assists:** 1 (4/30/25 at FLA)      **Points:** 1 (4/30/25 at FLA)      **Time on ice:** 14:05 (4/22/25 vs. FLA)

Season	Team	GP	G	A	PTS	+/-	PIM	PPG	SHG	GWG
2025-26	TAMPA BAY	14	1	2	3	-3	8	0	0	0
CAREER NHL TOTALS		66	9	8	17	-7	24	1	0	3
<b>CAREER PLAYOFF TOTALS</b>		<b>4</b>	<b>0</b>	<b>1</b>	<b>1</b>	<b>0</b>	<b>2</b>	<b>0</b>	<b>0</b>	<b>0</b>

## 17 DOMINIC JAMES — C

### 2025-26 SEASON HIGHS

**Goals:** 1 (7x, Last: 2/28 vs. BUF)      **Assists:** 2 (2x, Last: 12/20 vs. CAR)      **Points:** 3 (11/6 at VGK)      **Time on ice:** 16:55 (2/26 at CAR)

**2025-26 NOTES:** Completed his rookie season in the NHL with 43 games, seven goals and 15 points. Made his NHL debut on Oct. 23 vs. Chicago. Scored his first NHL goal on Nov. 6 at Vegas and finished the game with three points for his first multi-point game. Also finished plus-3 for a career high. Recorded a 23.71 mph skating burst on Nov. 28 at Detroit, ranking in the NHL's 97th percentile for max skating speed. Scored goals in back to back games for the first time from Feb. 26-28 against Carolina and Buffalo. Played a season high 16:55 time on ice on Feb. 26 at Carolina. Finished with a 50.4% faceoff percentage, second-best of any Lightning player and the sixth-best of any NHL rookie with at least 200 faceoffs taken.

**CAREER PLAYOFFS:** Looking to make his Stanley Cup Playoffs debut.

### CAREER PLAYOFF GAME HIGHS

**Goals:** N/A      **Assists:** N/A      **Points:** N/A      **Time on ice:** N/A

Season	Team	GP	G	A	PTS	+/-	PIM	PPG	SHG	GWG
2025-26	TAMPA BAY	43	7	8	15	+4	8	0	0	0
CAREER NHL TOTALS		43	7	8	15	+4	8	0	0	0

## 20 NICK PAUL — C

### 2025-26 SEASON HIGHS

**Goals:** 1 (7x, Last: 4/7 at OTT)      **Assists:** 1 (8x, Last: 4/7 at OTT)      **Points:** 2 (4/7 at OTT)      **Time on ice:** 21:47 (4/15 vs. NYR)



**2025-26 NOTES:** Paul appeared in 51 games for the Lightning, scoring seven goals and 15 points. Led all Lightning centers in faceoff percentage (53.9%) and had one game-winning goal while averaging 13:41 time on ice per game. Made his season debut on Nov. 20 vs. EDM after missing the first 19 games of the season following offseason surgery. Missed 11 games from Feb. 2 to March 13 due to a lower-body injury. Scored a season-high two points on April 7 at Ottawa. Won 13 face-offs in two different games, tied for second-most in a single game by any Lightning player in 2025-26. Posted an 83.3% faceoff percentage on Dec. 18 vs. Los Angeles, tied for the best faceoff percentage of any Bolt this season (min. 10 FO taken).

**CAREER PLAYOFFS:** Paul will be making his fifth career appearance in the Stanley Cup Playoffs, all of them coming with the Lightning from 2022-26. He skated in all five games for Tampa Bay in a 2025 First Round series versus Florida and tied for second among all Bolts skaters with two goals, while his 55.8% faceoff percentage led the Bolts. He scored the game-winning goal in a 5-1 Game 3 win for the Bolts. Paul made his Stanley Cup Playoffs debut with the Lightning in 2022, notching five goals and nine points in 23 games to help the team reach the Stanley Cup Final. He scored his first two playoff goals in Game 7 of a First Round series at Toronto, netting both of Tampa Bay's goals in the series-clinching win, including the game-winner at 16:32 of the second period. Paul ranked tied for fifth on the Lightning for goals and tied for seventh for scoring in the 2022 postseason. He also scored a game-winning goal in Game 3 of the Stanley Cup Final vs. Colorado while his two game-winning goals during the 2023 Playoffs ranked tied for second on the Lightning.

**CAREER PLAYOFF GAME HIGHS**

**Goals:** 2 (5/14/22 at TOR) **Assists:** 1 (4x, Last: 5/22/22 vs. FLA) **Points:** 2 (5/14/22 at TOR)  
**Time on ice:** 22:59 (5/19/22 at FLA)

Season	Team	GP	G	A	PTS	+/-	PIM	PPG	SHG	GWG
2025-26	TAMPA BAY	51	7	8	15	-15	32	1	0	1
CAREER NHL TOTALS		537	104	110	214	-35	214	18	3	14
<b>CAREER PLAYOFF TOTALS</b>		<b>39</b>	<b>10</b>	<b>4</b>	<b>14</b>	<b>-9</b>	<b>16</b>	<b>1</b>	<b>0</b>	<b>4</b>

**21 BRAYDEN POINT — C** 

**2025-26 SEASON HIGHS**

**Goals:** 2 (2x, Last: 2/25 vs. TOR) **Assists:** 3 (1/10 at PHI) **Points:** 3 (3x, Last: 2/25 vs. TOR)  
**Time on ice:** 22:16 (2/25 vs. TOR)

**2025-26 NOTES:** Point skated in 63 games for the Lightning, posting 18 goals, 32 assists and 58 points while averaging 18:15 time on ice per game. His 32 assists were fifth-most of any Bolt, and his 50 points ranked sixth. Ranked fifth among Lightning players with a 0.79 points per game average. Finished a pair of games with a plus-4 rating in plus-minus, tying his career high in a single game. Missed seven games from Nov. 24 to Dec. 6 due to an undisclosed injury. Passed Brad Richards for sixth-most assists (340) in franchise history on Dec. 13 at NYI. Recorded a season-long five-game point streak from Dec. 27 to Jan. 3, scoring four goals and seven points. Missed 11 games from Jan. 13 to Feb. 5 due to a lower-body injury. Became the fifth player in franchise history to play 700 games with the club on March 7 at Toronto.



**CAREER PLAYOFFS:** Point will be making his ninth career appearance in the Stanley Cup Playoffs, with all nine appearances coming with the Lightning from 2018-26. He skated in all five games for Tampa Bay in a 2025 First Round series versus Florida and ranked tied for second among all Bolts skaters with two goals. His 21:48 time on ice per game ranked third among Lightning forwards and fourth overall. Played in his 92nd playoff game for the Lightning to pass Cedric Paquette for 10th-most in franchise history. During the 2022 Stanley Cup Playoffs, Point became just the second player in Lightning history to score an overtime goal in an elimination game after netting the game-winner in Game 6 of a First Round series vs. Toronto (also: Martin St. Louis, Game 6 of the 2004 Stanley Cup Final at Calgary). Point sustained a lower-body injury in Game 7 of the First Round at Toronto and did not play any of Tampa Bay's Second Round series vs. Florida or the Eastern Conference Final vs. the New York Rangers. He returned for Games 1 and 2 of the Stanley Cup Final but did not play the remainder of the series. Point notched 14 goals and 23 points during the 2021 Stanley Cup Playoffs, the second-straight season he scored 14 goals in a single postseason and led all NHL skaters for goals. Point tied his own franchise mark for postseason goals he set a season earlier and finished with six more goals than any other NHL player during the 2021 Playoffs. Point became the eighth different player in NHL history to lead the playoffs for goals in consecutive years (outright or tied) and the first since Edmonton's Jari Kurri in 1987 and 1988. Point was the first player to record 14-plus goals in consecutive playoff years since Mario Lemieux (1991 and 1992). Point had a nine-game goal streak from Game 3 of the 2021 Second Round vs. CAR to Game 6 of the 2021 Stanley Cup Semifinal at NYI, the second-longest such run in NHL playoff history (only PHI Reggie Leach's 10-game goal streak in 1976 was longer). He ranks third in Lightning playoff history for power-play goals (16), fourth for goals (40), and fifth for assists (42) and scoring (82 pts).

### CAREER PLAYOFF GAME HIGHS

**Goals:** 2 (5x, Last: 4/18/23 at TOR)      **Assists:** 3 (3x, Last: 6/28/21 vs. MTL)      **Points:** 5 (9/7/20 vs. NYI)  
**Time on ice:** 46:59 (8/11/20 vs. CBJ)

Season	Team	GP	G	A	PTS	+/-	PIM	PPG	SHG	GWG
2025-26	TAMPA BAY	63	18	32	50	+12	14	6	0	0
<b>CAREER NHL TOTALS</b>		<b>720</b>	<b>324</b>	<b>361</b>	<b>685</b>	<b>+89</b>	<b>163</b>	<b>111</b>	<b>3</b>	<b>63</b>
<b>CAREER PLAYOFF TOTALS</b>		<b>92</b>	<b>44</b>	<b>45</b>	<b>89</b>	<b>-3</b>	<b>45</b>	<b>16</b>	<b>0</b>	<b>8</b>

## 22 OLIVER BJORKSTRAND — RW

### 2025-26 SEASON HIGHS

**Goals:** 2 (12/11 at NJD)      **Assists:** 2 (3x, Last: 1/3 at SJS)      **Points:** 3 (12/11 at NJD)  
**Time on ice:** 20:54 (12/18 vs. LAK)

**2025-26 NOTES:** Bjorkstrand played in 80 games for Tampa Bay, scoring 12 goals and 32 points during his first full season with the Lightning while averaging 13:38 time on ice per game. Led all Lightning forwards in power-play goals (9) and ranked fourth in power-play offense with 14 points. Surpassed Jannik Hansen for the fifth-most NHL games played (627) by a player from Denmark on Oct. 14 at Washington. Scored a season-high three points with two goals and an assist on Dec. 11 at New Jersey. Earned his 400th career NHL point on Dec. 22 vs. St. Louis, becoming just the fourth Danish-born player to the mark in league history. Participated in the 2026 Milano Cortina Winter



Olympics for Team Denmark, scoring one assist in four games. Played in his 700th NHL game on April 7 in Ottawa. His 80 games played were third-most of any Bolt.

**CAREER PLAYOFFS:** Last appeared in the Stanley Cup Playoffs with the Seattle Kraken in 2023, scoring four goals and a career-high eight points in 14 playoff games. Scored both goals in a 2-1 Game 7 win during a First Round series win against Colorado and scored the lone Kraken goal in Game 7 of Round Two. Scored the game-winning goal on April 16, 2019 for Columbus to win a First Round series against Tampa Bay. Had a goal and three points in six games during the 2018 playoffs. Made his Stanley Cup Playoffs debut on April 12, 2017. Earned his first career playoff point with an assist on April 16 in Game 3 of a First Round series against Pittsburgh in the 2017 playoffs.

**CAREER PLAYOFF GAME HIGHS**

**Goals:** 2 (4/30/23 at COL)      **Assists:** 1 (10x, Last: 5/13/23 vs. DAL)      **Points:** 2 (2x, Last: 4/30/23 at COL)      **Time on ice:** 37:42 (8/11/20 at TBL)

Season	Team	GP	G	A	PTS	+/-	PIM	PPG	SHG	GWG
2025-26	TAMPA BAY	80	12	20	32	-14	16	9	0	1
<b>CAREER NHL TOTALS</b>		704	184	232	416	-53	136	47	0	19
<b>CAREER PLAYOFF TOTALS</b>		<b>45</b>	<b>10</b>	<b>10</b>	<b>20</b>	<b>-13</b>	<b>0</b>	<b>2</b>	<b>0</b>	<b>4</b>

## 24 MAX CROZIER — D

**2025-26 SEASON HIGHS**

**Goals:** 1 (7x, Last: 2/28 vs. BUF)      **Assists:** 2 (2x, Last: 12/20 vs. CAR)      **Points:** 3 (11/6 at VGK)      **Time on ice:** 16:55 (2/26 at CAR)

**2025-26 NOTES:** Appeared in 35 games for Tampa Bay, his most in any NHL season of his career, while scoring a goal and 10 points and playing 16:01 per game. Posted his first career multi-point game with two assists on Oct. 11 vs. New Jersey. Fired five shots on goal on Nov. 16 vs. Vancouver. Scored his first NHL goal on Dec. 15 vs. Florida. Played a career-high 23:41 time on ice on Dec. 28 vs. Montreal. The Lightning possessed 54.4% of the shot attempts during the 38 games Crozier played, the third-highest rate of any defenseman on the team.

**CAREER PLAYOFFS:** Appeared in three games for the Lightning during the 2024 Stanley Cup Playoffs, posting 2 penalty minutes and four shots on goal while averaging 14:15 time on ice per game.

**CAREER PLAYOFF GAME HIGHS**

**Goals:** N/A      **Assists:** N/A      **Points:** N/A      **Time on ice:** 14:23 (4/29/24 at FLA)

Season	Team	GP	G	A	PTS	+/-	PIM	PPG	SHG	GWG
2025-26	TAMPA BAY	35	1	9	10	+7	40	0	0	0
<b>CAREER NHL TOTALS</b>		53	1	11	12	+5	47	0	0	0
<b>CAREER PLAYOFF TOTALS</b>		<b>3</b>	<b>0</b>	<b>0</b>	<b>0</b>	<b>-1</b>	<b>2</b>	<b>0</b>	<b>0</b>	<b>0</b>



## 27 RYAN MCDONAGH — D



### 2025-26 SEASON HIGHS

**Goals:** 1 (6x, Last: 3/22 at CGY)  
Last: 12/20 vs. CAR)

**Assists:** 1 (15x, Last: 4/13 vs. DET)  
**Time on ice:** 24:41 (10/14 at WSH)

**Points:** 2 (2x,

**2025-26 NOTES:** Surpassed Dan Boyle for seventh-most games played by a defenseman (397) in team history on April 9 at Montreal. Scored six goals, his most since he had nine in 2018-19 for Tampa Bay. Recorded 76 blocked shots, third-most of any Lightning player while moving up to fifth in NHL history for career blocked shots (2,087). Averaged 3:07 of shorthanded time on ice per game, the most of any Bolt and sixth-most of any player in the NHL. Played 19:15 time on ice per game, third-most of any Bolts defender. Missed 18 games from Nov. 9 to Dec. 17 with a lower-body injury and missed 15 games from Dec. 23 to Jan. 28 due to a lower-body injury.

**CAREER PLAYOFFS:** McDonagh has made the playoffs in 15 of his 16 seasons in the NHL, going to the Conference Final seven times (2012, 2014 and 2015 with the New York Rangers; 2018, 2020, 2021 and 2022 with Tampa Bay) and the Stanley Cup Final four times (2014, 2020, 2021 and 2022), winning twice. Last season, McDonagh played in all five of Tampa Bay's playoff games against Florida, posting three assists. He tied for second-most assists of any Bolt and was one of three players to finish positive in plus-minus (+2). McDonagh has played 94 career postseason games with Tampa Bay, ranking third all-time among Lightning defensemen for games played. McDonagh also ranks third among Bolts blueliners all-time in the postseason for assists (24) and points (26). McDonagh ranks second among all Lightning skaters for playoff blocked shots (212) behind only Victor Hedman (323). He is four games shy of becoming the 10th defenseman in NHL history to play in 200 career playoff games.

### CAREER PLAYOFF GAME HIGHS

**Goals:** 1 (12x, Last: 5/10/22 at TOR)  
**Time on ice:** 53:17 (5/2/12 at WSH)

**Assists:** 3 (5/17/14 at MTL)

**Points:** 4 (5/17/14 at MTL)

Season	Team	GP	G	A	PTS	+/-	PIM	PPG	SHG	GWG
2025-26	TAMPA BAY	48	6	15	21	+14	6	0	0	0
CAREER NHL TOTALS		1,058	86	355	441	+303	385	9	5	15
<b>PLAYOFF TOTALS</b>		<b>196</b>	<b>12</b>	<b>56</b>	<b>68</b>	<b>+18</b>	<b>101</b>	<b>5</b>	<b>0</b>	<b>3</b>

## 28 ZEMGUS GIRGENSONS — C

### 2025-26 SEASON HIGHS

**Goals:** 2 (10/28 at NSH)

**Assists:** 2 (1/29 vs. WPG)

**Points:** 2 (2x, Last: 1/29 vs. WPG)

**Time on ice:** 19:36 (11/15 at FLA)

**2025-26 NOTES:** Girgensons skated in 74 games for the Lightning, scoring nine goals and 20 points. Missed six games from Oct. 9-18 with an upper-body injury. Secured the third 20-point season of his NHL career while dishing 11 assists, tied for the fourth-most across his 12 NHL seasons. Led the Bolts in hits with 195. Finished plus-1 for the season, the first time in his NHL career he has been positive



in plus-minus. Earned 31 penalty minutes, the second-highest total of his NHL career. Scored two game-winning goals, the second time in his career he scored multiple game-winners (also: 2023-24 w/ BUF). Secured his first multi-goal game as a Bolt with two tallies Oct. 28 at Nashville. Notched his 200th NHL point on Nov. 26 vs. Calgary. Played in his 800th NHL game on Dec. 27 at Florida, becoming the first Latvian-born forward to reach the mark in league history. Served as an assistant captain for Team Latvia at the 2026 Milano Cortina Winter Olympics. Surpassed Teddy Blueger (111) for the third-most career assists by a Latvian-born NHLer on March 31 vs. Montreal. Scored his 100th NHL goal on April 2 vs. Pittsburgh.

**CAREER PLAYOFFS:** Made his Stanley Cup Playoffs debut with Tampa Bay in 2025, playing in all five games of a First Round series against Florida. Finished with 13 hits, tied for the fifth-most of any Lightning player.

### CAREER PLAYOFF GAME HIGHS

**Goals:** N/A **Assists:** N/A **Points:** N/A **Time on ice:** 13:22 (4/26/25 at FLA)

Season	Team	GP	G	A	PTS	+/-	PIM	PPG	SHG	GWG
2025-26	TAMPA BAY	74	9	11	20	+1	31	0	0	2
CAREER NHL TOTALS		844	100	114	214	-72	270	5	7	11
<b>PLAYOFF TOTALS</b>		<b>5</b>	<b>0</b>	<b>0</b>	<b>0</b>	<b>0</b>	<b>0</b>	<b>0</b>	<b>0</b>	<b>0</b>

## 29 PONTUS HOLMBERG — RW

### 2025-26 SEASON HIGHS

**Goals:** 1 (11x, Last: 3/24 vs. MIN) **Assists:** 2 (10/28 at NSH) **Points:** 2 (3x, Last: 2/5 vs. FLA) **Time on ice:** 19:19 (2/1 vs. BOS)

**2025-26 NOTES:** Holmberg had a career season in his first campaign as a Bolt, playing in a career-high 70 games while also establishing new career marks in goals (11) and points (22) as well as time on ice per game (13:21). Holmberg made his Bolts debut on Oct. 9 vs. Ottawa and recorded his first points as a Bolt with a goal and assist in an Oct. 13 win at Boston. Missed seven games due to an undisclosed injury from Nov. 12 to Nov. 26. Tied a career-long goal streak with a goal in three straight games from Dec. 22-28. Scored a goal in his 200th NHL game on Jan. 18 at Dallas. Posted a season-high four shots on goal on March 26 vs. Seattle. Missed the final five games of the season with an upper-body injury. Played for Team Sweden at the 2026 Milano Cortina Winter Olympics.

**CAREER PLAYOFFS:** Has played in 19 Stanley Cup Playoff games across the past two seasons for Toronto. Posted one assist in 12 games during the 2025 playoffs after playing seven games in the First Round of the 2024 postseason with the Maple Leafs.

### CAREER PLAYOFF GAME HIGHS

**Goals:** N/A **Assists:** 1 (5/1/25 at OTT) **Points:** 1 (5/1/25 at OTT) **Time on ice:** 18:12 (5/9/25 at FLA)



Season	Team	GP	G	A	PTS	+/-	PIM	PPG	SHG	GWG
2025-26	TAMPA BAY	70	11	11	22	+1	31	0	0	2
CAREER NHL TOTALS		229	30	41	71	+16	94	1	1	5
<b>PLAYOFF TOTALS</b>		<b>19</b>	<b>0</b>	<b>1</b>	<b>1</b>	<b>-7</b>	<b>6</b>	<b>0</b>	<b>0</b>	<b>0</b>

## 37 YANNI GOURDE — C



### 2025-26 SEASON HIGHS

**Goals:** 2 (11/28 at DET)    **Assists:** 2 (1/29 vs. WPG)    **Points:** 3 (1/29 vs. WPG)    **Time on ice:** 20:21 (11/15 at FLA)

**2025-26 NOTES:** Gourde was the lone Lightning player to skate in all 82 games in 2025-26 and scored nine goals and 28 points. Gourde finished with 66 penalty minutes, the third-most among active Lightning forwards and tied for the second-most of any season in his career. His 396 faceoff wins were the second most of any player (Anthony Cirelli, 518). Gourde's 115 hits were second-most on the team, and his 26 takeaways were also second (Brandon Hagel, 35). He played 167:52 of time on the penalty kill, the third-most of any Lightning player and the second-most among Tampa Bay forwards (Anthony Cirelli (186:51). His 2:03 shorthanded time on ice per game ranked third among Lightning forwards in 2025-26 and sat sixth among all Lightning skaters.

**CAREER PLAYOFFS:** Gourde is set to make his seventh Stanley Cup Playoffs appearance and his sixth with the Lightning. The forward posted one assist in five playoff games a season ago for Tampa Bay. Gourde skated in playoff action during the 2022-23 season with Seattle, logging four goals, including two game winners and a team-high 13 points in 14 games. Gourde is a two-time Stanley Cup Champion with the Lightning in 2020 and 2021. He notably notched a shorthanded game-winning goal in Game 7 of the 2021 Eastern Conference Final against the Islanders, sending Tampa Bay to the Stanley Cup Final for the second-consecutive season. Gourde ranked tied for the second-most even-strength goals in the 2021 Stanley Cup Playoffs with five behind Brayden Point's seven. He would score in the 2020 Stanley Cup Playoffs, Gourde ranked among team leaders with seven goals (T-4th), 14 points (5th) and 16 takeaways (2nd). Since Gourde made his playoff debut in the 2017-18 season, he is tied with Nikita Kucherov (5) for the third-most game-winning goals among all Lightning skaters. Gourde has picked up 20 goals and 43 points in 88 career playoff games.

### CAREER PLAYOFF GAME HIGHS

**Goals:** 2 (9/7/20 vs. NYI)    **Assists:** 2 (3x, Last: 4/30/23 at COL)    **Points:** 2 (8x, Last: 5/13/23 vs. DAL)    **Time on ice:** 38:56 (8/11/20 vs. CBJ)

Season	Team	GP	G	A	PTS	+/-	PIM	PPG	SHG	GWG
2025-26	TAMPA BAY	82	9	19	28	-6	66	0	0	2
CAREER NHL TOTALS		684	142	142	375	+40	520	21	9	30
<b>PLAYOFF TOTALS</b>		<b>88</b>	<b>20</b>	<b>23</b>	<b>43</b>	<b>+11</b>	<b>54</b>	<b>4</b>	<b>7</b>	<b>1</b>



# 38 BRANDON HAGEL — LW

## 2025-26 SEASON HIGHS

**Goals:** 2 (6x, Last: 1/20 vs. SJS)      **Assists:** 3 (2x, Last: 3/17 at SEA)      **Points:** 4 (2x, Last: 3/17 at SEA)      **Time on ice:** 27:37 (2/1 vs. BOS)

**2025-26 NOTES:** Set a new career high with 36 goals while surpassing 70 points (74) for a third straight season in Tampa Bay. Played 19:46 time on ice per game, the second-highest total of his career, beaten only in 2024-25 (20:45). Recorded his 300th career point on Oct. 25 vs. Anaheim. Played in his 400th NHL game on Dec. 2 at NYI. Added his 200th career assist on March 7 at Toronto. Scored six game-winning goals, the most of his career and tied for 18th-most of any NHL player. Led Tampa Bay with 35 takeaways and seven game-opening goals, while his 459 shot attempts tied for second. Posted four goals and 10 points during a six-game point streak from Jan. 1-12. Scored 11 seconds into the 2026 Stadium Series game, the fastest goal to open an outdoor game in NHL history and tying for the fastest goal to start a game in franchise history. Fired eight shots on goal in a Feb. 28 game vs. Buffalo, tied for the second-most by a Bolt in a single game. Joined Nikita Kucherov as the only Bolts with multiple four-point games. His +34 rating in plus-minus was sixth-highest of any NHL forward. Averaged 2:14 shorthanded time on ice per game, second-most among Lightning forwards (Anthony Cirelli 2:38). Earned a Silver Medal with Team Canada at the 2026 Milano Cortina Winter Olympics. Missed eight games from April 1-11 with a lower-body injury.

**CAREER PLAYOFFS:** Played in three games during Tampa Bay's First Round series against Florida in 2025, finishing with five penalty minutes. Hagel's three goals in the 2024 Stanley Cup Playoffs ranked second among Lightning players, and his five points tied him for fourth on the team. Hagel scored his first career shorthanded playoff goal and point in Game 4 and earned his second career game-winning goal in the same game. Hagel earned his first career multi-goal playoff game in Game 4 and also recorded a career-high three points in the win. His 23:52 in time on ice during Game 5 was the most by any Lightning forward during the 2024 playoffs, and he led Lightning forwards in shorthanded time on ice per game (2:15). Hagel started all six games for the Lightning during the 2023 Stanley Cup Playoffs and produced a goal and five points. He ranked second on the Bolts for assists (4) and tied for third for scoring. Hagel recorded his second career playoff multi-point game with a goal and assist in Game 3 of a 2023 First Round series vs. Toronto. Hagel led all Lightning forwards for average time on ice (21:01) in the 2023 Playoffs and ranked fourth overall on Tampa Bay. He also ranked tied for third on the Bolts for takeaways (6). Hagel made his Stanley Cup Playoffs debut with the Lightning in 2022 and recorded two goals and six points in 23 games. He scored his first career playoff goal in Game 2 of a First Round series at Toronto, which was also the game-winner in the Bolts' 5-3 victory. Hagel ranked tied for eighth on the Lightning for assists (4) in the 2022 Playoffs and tied for 10th for goals and scoring. He led the NHL for penalties drawn (12) in the 2022 Playoffs.

## CAREER PLAYOFF GAME HIGHS

**Goals:** 2 (4/27/24 vs. FLA)      **Assists:** 2 (5/8/22 vs. TOR)      **Points:** 3 (4/27/24 vs. FLA)  
**Time on ice:** 25:16 (4/22/23 vs. TOR)

Season	Team	GP	G	A	PTS	+/-	PIM	PPG	SHG	GWG
2025-26	TAMPA BAY	71	36	38	74	+34	58	5	1	6
CAREER NHL TOTALS		446	161	210	371	+66	291	18	6	21
<b>PLAYOFF TOTALS</b>		<b>37</b>	<b>6</b>	<b>10</b>	<b>16</b>	<b>-9</b>	<b>32</b>	<b>0</b>	<b>1</b>	<b>2</b>



## 43 DARREN RADDYSH — D

### 2025-26 SEASON HIGHS

**Goals:** 3 (1/3 at SJS)  
vs. MIN)

**Assists:** 3 (2x, Last: 3/8 at BUF)  
**Time on ice:** 29:38 (2/1 vs. BOS))

**Points:** 3 (8x, Last: 3/24

**2025-26 NOTES:** Raddysh emerged as one of the NHL's top offensive defensemen in 2025-26 across 73 games for the Lightning, scoring a career-best 22 goals, 48 assists and 70 points. Raddysh broke the franchise record for goals in a season by a defenseman and became the second defender in team history to post a 70-point season (Victor Hedman, 3x). His 10 power-play goals led all NHL defensemen and tied for second-most in a season by a Bolts D-man in team history. Tied for third in goals by an NHL D-man while ranking seventh in points, second in game-winning goals (6) and T-12th in assists. Played in his 200th NHL game on Dec. 18 vs. Los Angeles and notched his 100th career point in a 4-1 win vs. St. Louis on Dec. 22. Scored his first career hat-trick on Jan. 3 at San Jose, becoming the third defenseman in team history to do so (Dan Boyle 2006, Doug Crossman 1992). Set a new career high for time on ice at the 2026 Stadium Series on Feb. 1, playing 29:38 while scoring a goal and assist in a 6-5 shootout win. His 21 multi-point games this season were the most by a D-man in team history. Fired 96 shots over 90 mph, more than any other NHL player (Evan Bouchard ranked second with 51).

**CAREER PLAYOFFS:** Raddysh played in four games for Tampa Bay in a 2025 First Round matchup against Florida, finishing with four shots on goal while averaging 14:02 time on ice per game. He made his postseason debut in Game 1 of a 2023 First Round series at Toronto. Raddysh recorded his first career playoff goal and point in Game 3 of a 2023 First Round series vs. Toronto. He had an assist, the first of his playoff career, in Game 6 of that series vs. Toronto. Was one of three Lightning defensemen to score a goal in the 2023 Playoffs (also: Mikhail Sergachev, Ian Cole). Ranked fifth among Lightning blueliners for scoring in the 2023 Playoffs. Averaged 25:13 time on ice during the 2023 Playoffs to rank second among all Lightning skaters behind only Mikhail Sergachev (26:55).

### CAREER PLAYOFF GAME HIGHS

**Goals:** 1 (4/22/23 vs. TOR)  
**Time on ice:** 31:49 (4/22/23 vs. TOR)

**Assists:** 1 (4/29/23 vs. TOR)

**Points:** 1 (2x, Last: 4/29/23 vs. TOR)

Season	Team	GP	G	A	PTS	+/-	PIM	PPG	SHG	GWG
2025-26	TAMPA BAY	73	22	48	70	+21	72	10	0	6
CAREER NHL TOTALS		249	35	108	143	+24	111	13	0	8
<b>PLAYOFF TOTALS</b>		<b>13</b>	<b>1</b>	<b>1</b>	<b>2</b>	<b>-8</b>	<b>2</b>	<b>0</b>	<b>0</b>	<b>0</b>

## 46 SCOTT SABOURIN — RW

### 2025-26 SEASON HIGHS

**Goals:** 1 (11/12 vs. NYR)  
vs. NYR)

**Assists:** 1 (4x, Last: 4/15 vs. NYR)  
**Time on ice:** 11:42 (11/12 vs. NYR)

**Points:** 1 (5x, Last: 4/15



**2025-26 NOTES:** Made his Lightning debut on Nov. 12 vs. NYR and scored his first goal as a Bolt in that game for his first NHL goal since Feb. 29, 2020. Went on to play 26 games during his first season as a Bolt and matched his career-high for assists in an NHL season (4). Established a new career best with 89 penalty minutes, which led all current Lightning forwards. Finished with a +1 rating in plus-minus to earn his first positive season in the NHL across his six campaigns in the league. Led Tampa Bay in hits per 60 minutes played (18.28) and served as an assistant captain for the Lightning's AHL affiliate, the Syracuse Crunch.

**CAREER PLAYOFFS:** Looking to make his Stanley Cup Playoffs debut.

### CAREER PLAYOFF GAME HIGHS

**Goals:** N/A    **Assists:** N/A    **Points:** N/A    **Time on ice:** N/A

Season	Team	GP	G	A	PTS	+/-	PIM	PPG	SHG	GWG
2025-26	TAMPA BAY	26	1	4	5	+1	89	0	0	0
CAREER NHL TOTALS		73	3	10	13	-9	33	0	0	0

## 51 CHARLE-EDOUARD D'ASTOUS — D

### 2025-26 SEASON HIGHS

**Goals:** 1 (6x, Last: 4/4 vs. BOS)    **Assists:** 2 (5x, Last: 3/26 vs. SEA)    **Points:** 2 (6x, Last: 3/28 vs. OTT)    **Time on ice:** 23:46 (12/9 at MTL)

**2025-26 NOTES:** Played in his first career NHL game on Oct. 25 vs. Anaheim and scored his first NHL point with a goal on Oct. 28 at Nashville. Earned his first multi-point game with two assists on Nov. 8 vs. Washington. Played a career high 23:46 time on ice during a Dec. 9 win at Montreal. Finished that game with a +5 rating, the best single game plus-minus of any Bolt this season and tied for the third-highest of any NHL player this season. Posted a season-high 14 penalty minutes on Jan. 6 vs. Colorado and paced the Lightning with 112 PIMs, tied for seventh in the entire NHL. Finished with 29 points to tie JJ Moser for second among Lightning defensemen, while his six goals tied for third on the Lightning blue line.

**CAREER PLAYOFFS:** Looking to make his Stanley Cup Playoffs debut.

### CAREER PLAYOFF GAME HIGHS

**Goals:** N/A    **Assists:** N/A    **Points:** N/A    **Time on ice:** N/A

Season	Team	GP	G	A	PTS	+/-	PIM	PPG	SHG	GWG
2025-26	TAMPA BAY	70	6	23	29	-4	112	0	0	2
CAREER NHL TOTALS		70	6	23	29	-4	112	0	0	2



# 59 JAKE GUENTZEL — C



## 2025-26 SEASON HIGHS

**Goals:** 3 (11/18 vs. NJD)

**Assists:** 3 (2/26 at CAR)

**Points:** 3 (5x, Last: 3/29 vs. NSH)

**Time on ice:** 27:40 (2/1 vs. BOS)

**2025-26 NOTES:** Guentzel's second season in Tampa Bay was fruitful, as the forward scored a career-high 88 points in 81 games. He also set a career mark with 50 assists, and his 38 goals were the fourth-most of any season in his career. Guentzel also amassed 61 penalty minutes for a new career high while setting new personal marks in power-play points (30), shorthanded goals (2) and shorthanded points (2). Tied for 15th in the NHL for points and 18th for goals. His 30 power-play points T-14th in the league. Earned his 600th NHL point with an assist on Dec. 9 at Montreal. Had a season-high eight shots on goal on Jan. 16 at St. Louis. Ranked second on the team for games played, goals, assists, points, points per game (1.09), shots on goal (220) and power-play points. His 88 points tied for fourth among U.S.-born skaters this season, and he helped Team USA to a Gold Medal at the 2026 Milano Cortina Winter Olympics, averaging 16 minutes per game and scoring one goal. Scored his 300th NHL goal on March 24 in his 670th game, becoming the 8th-fastest U.S. born player to 300 career tallies. He became the first player in franchise history to score 30 goals in each of their first two seasons with the team.

**CAREER PLAYOFFS:** Guentzel is making his ninth career postseason appearance in his ninth season in the NHL. The 31-year-old forward led the Lightning with three goals and six points during Tampa Bay's 2026 First Round playoff series loss to Florida in five games while also leading in shots on goal (16). Appeared in all 11 of Carolina's Stanley Cup Playoff games in 2024 and registered nine points with four goals, ranking tied for third for points and tied for second for goals among all Hurricanes skaters. In 2022, he skated in all seven of Pittsburgh's Stanley Cup Playoff games, scoring eight goals and adding two assists for 10 points to lead all Penguins skaters for goals while ranking tied for first for points (also: Sidney Crosby). Skated in all six of Pittsburgh's 2021 playoff games, scoring one goal and adding one assist while leading the team with 25 shots on goal. Appeared in all four of the Penguins' playoff games in 2020, scoring one goal and adding two assists to tie him with Sidney Crosby and Bryan Rust for the team lead in scoring. In 2019, he played in all four of the Penguins' playoff games, scoring one goal and firing 11 shots on net. Guentzel skated in all 12 Stanley Cup Playoff games with the Penguins in 2018, tallying 21 points with 10 goals and 11 assists to lead all Pittsburgh skaters for goals, points (tied), plus/minus (+10), even-strength goals (8, tied) even-strength assists (11) and game-winning goals (2, tied). Ranked second among all Penguins skaters for assists and shots on goal (34). Made his Stanley Cup Playoffs debut with Pittsburgh in 2017 and took the postseason by storm, notching 21 points in 25 games with 13 goals and eight assists before raising the Stanley Cup with a 4-2 series victory over the Nashville Predators. Led the Penguins and all NHL skaters in the postseason for goals, even-strength goals (11) and game-winning goals (5). Ranked fourth among all Pittsburgh skaters for points, seventh for assists and fourth for shots on goal (52).

## CAREER PLAYOFF GAME HIGHS

**Goals:** 4 (4/22/18 at PHI)

**Assists:** 3 (4/11/18 vs. PHI)

**Points:** 5 (4/22/18 at PHI)

**Time on ice:** 36:23 (5/3/22 at NYR)



Season	Team	GP	G	A	PTS	+/-	PIM	PPG	SHG	GW
2025-26	TAMPA BAY	81	38	50	88	+13	61	8	2	5
CAREER NHL TOTALS		681	306	353	659	+100	317	74	4	41
<b>PLAYOFF TOTALS</b>		<b>74</b>	<b>41</b>	<b>32</b>	<b>73</b>	<b>+5</b>	<b>48</b>	<b>7</b>	<b>1</b>	<b>8</b>

## 67 DECLAN CARLILE — D

### 2025-26 SEASON HIGHS

**Goals:** 1 (11/26 vs. CGY)      **Assists:** 1 (2x, Last: 12/27 at FLA)      **Points:** 1 (3x, Last: 12/27 at FLA)  
**Time on ice:** 21:53 (1/24 at CBJ)

**2025-26 NOTES:** Earned his first extended NHL look with the Lightning, playing 42 games while collecting three points. Collected his first NHL assist on Dec. 11 at New Jersey and finished with a career-high three points. Averaged a career-best 14:47 time on ice per game and had 40 penalty minutes, tied with Max Crozier for sixth among Lightning defenders. His 21:53 time on ice in an April 9 game at Montreal was the most he's seen in NHL action, and his 17 penalty minutes in that game also set a career mark. Fired a career-high five shots on goal Jan. 29 vs. Winnipeg, a number beaten only by Darren Raddysh (4x) among defensemen this season in a single game.

**CAREER PLAYOFFS:** Looking to make his Stanley Cup Playoffs debut.

### CAREER PLAYOFF GAME HIGHS

**Goals:** N/A      **Assists:** N/A      **Points:** N/A      **Time on ice:** 16:20 (5/21/21 vs. COL)

Season	Team	GP	G	A	PTS	+/-	PIM	PPG	SHG	GW
2025-26	TAMPA BAY	42	1	2	3	+5	40	0	0	0
CAREER NHL TOTALS		46	2	2	4	+8	40	0	0	0

## 71 ANTHONY CIRELLI — C



### 2025-26 SEASON HIGHS

**Goals:** 3 (4/2 vs. PIT)      **Assists:** 2 (7x, Last: 3/19 at VAN)      **Points:** 3 (5x, Last: 4/2 vs. PIT)  
**Time on ice:** 23:06 (10/18 at CBJ)

**2025-26 NOTES:** Played in 71 games for Tampa Bay and surpassed 50 points for a second straight season. His 23 goals, 29 assists, 52 points and 48 penalty minutes were all the second-highest numbers of his NHL career. Scored his second career hat-trick (also: 1/17/20 at WPG) on 3/2 vs. Pittsburgh. Set a new career-high in plus-minus at +38, which was the fourth-highest of any NHL forward and ninth-highest among all NHL players. His 64.4% goals for % was seventh-highest among NHL forwards this season (min. 50 GP). Also tied his career-best in power-play goals (3). Ranked 12th among NHL forwards for shorthanded time on ice and his 2:38 shorthanded time on ice per game T-7th among NHL forwards (min. 15 GP). Finished fourth on the team in goals and fifth in points.



Was fourth among Bolts with 18 even-strength goals and fifth with 44 even-strength points. Won 518 faceoffs, the most for Tampa Bay and 48th-most in the league. Earned his 300th career point on Oct. 28 at Nashville to tie Brian Bradley for 12th in team history. Missed four games from Nov. 8 to Nov. 16 due to a upper-body injury. Missed four games from Feb. 3 to Feb. 26 with an upper-body injury.

**CAREER PLAYOFFS:** Cirelli is making his ninth-consecutive appearance in the Stanley Cup Playoffs—all with the Lightning—and has never missed the postseason since making his NHL debut during the 2017-18 season. Cirelli appeared in all five games of Tampa Bay's First Round series against the Florida Panthers in the 2025 Stanley Cup Playoffs and was one of eight Bolts to score a goal. Cirelli led all Lightning players for penalty minutes (18) and faceoff wins (33) while ranking fifth for shorthanded time on ice (10:52) and shorthanded time on ice per game (2:10). He skated in all six games for the Lightning in the 2023 Playoffs and tallied three goals and six points, ranking tied for first on the Bolts for goals and scoring and tied for third for assists (3). Cirelli also ranked second on Tampa Bay for blocked shots (12) and fourth for hits (17). He ranked third among Lightning forwards and fourth overall on the Bolts for average shorthanded time on ice (2:07). Cirelli notched multi-point efforts in Game 1 (goal, assist) and Game 5 (goal, assist) of a 2023 First Round series vs. Toronto. The centerman notched three goals and eight points in 23 games for Tampa Bay in the 2022 Stanley Cup Playoffs, ranking ninth on the Bolts for scoring. Ranked second on the Lightning for hits (69) and third among NHL forwards that postseason and scored the fourth-fastest goal to begin a game in franchise history with his tally 36 seconds into Game 4 of the Stanley Cup Final vs. Colorado. Cirelli has played in 108 career postseason contests entering the 2026 Playoffs, ranking seventh with for most playoff games in Lightning history. Is tied for 10th all-time in franchise history for playoff goals (17) and ranks 11th in scoring (43 pts.) and assists (25). Cirelli netted the series-clinching goal in overtime in the 2020 Eastern Conference Final vs. the NY Islanders to send the Lightning to the 2020 Stanley Cup Final, and he recorded an assist on the game-winning shorthanded goal in Game 7 of the 2021 Stanley Cup Semifinal vs. the NY Islanders to send the Bolts to the 2021 Cup Final.

**CAREER PLAYOFF GAME HIGHS**

**Goals:** 1 (18x, Last: 4/26/25 at FLA)      **Assists:** 2 (6/1/22 at NYR)      **Points:** 2 (6x, Last: 4/27/23 at TOR)      **Time on ice:** 41:11 (8/11/20 vs. CBJ)

Season	Team	GP	G	A	PTS	+/-	PIM	PPG	SHG	GW
2025-26	TAMPA BAY	71	23	29	52	+38	48	3	2	3
<b>CAREER NHL TOTALS</b>		582	147	197	344	+162	297	15	19	24
<b>PLAYOFF TOTALS</b>		<b>108</b>	<b>18</b>	<b>25</b>	<b>43</b>	<b>-5</b>	<b>56</b>	<b>0</b>	<b>1</b>	<b>2</b>

**77 VICTOR HEDMAN — D**



**2025-26 SEASON HIGHS**

**Goals:** 1 (2/28 vs. BUF)      **Assists:** 2 (2x, Last: 10/25 vs. ANA)      **Points:** 2 (3x, Last: 2/28 vs. BUF)      **Time on ice:** 27:17 (10/11 vs. NJD)

**2025-26 NOTES:** Played in 33 games during his second season as captain of the Lightning, scoring one goal and 17 points. Earned his 800th career point on Oct. 25 vs. Anaheim, becoming the 20th defenseman in NHL history to reach the mark and third Swedish-born defenseman. Sits second in



career games played (1,164) among Swedish-born defensemen and sixth among all Swedish-born players in NHL history. Made his Olympic debut as an assistant captain for Team Sweden at the 2026 Milano Cortina Winter Olympics, scoring a goal and two points in five games. Passed Borje Salming (637) for eighth-most assists by a Swedish-born player in NHL history on March 10 vs. Columbus. Missed 12 games from Nov. 9 to Dec. 5 with an undisclosed injury. Missed 22 games from Dec. 10 to Jan. 31 due to an upper-body injury.

**CAREER PLAYOFFS:** Hedman is the Lightning franchise leader for playoff games played (170) and ranks second overall (first among defensemen) for assists (97), scoring (120 pts) and shots on goal (425). Hedman has qualified for the postseason for the 13th time in his career. He ranks first among active NHL defensemen for playoff scoring and assists and is tied with Kris Letang for second in playoff goals (23). Hedman ranks second among active NHL defensemen for career playoff games behind only teammate Ryan McDonagh (196). Hedman played in all five games of the 2025 Playoffs and tied for second on the team with three assists while tying for fourth in points (3) and blocked shots (6). In the 2023 Playoffs, Hedman skated in five games and posted three assists, ranking tied for third on the Lightning for assists and tied for ninth for scoring. He led the Bolts for plus/minus (+4) in the 2023 Playoffs. Hedman recorded three goals and 19 points in 23 games for Tampa Bay during the 2022 Stanley Cup Playoffs, ranking third among NHL defensemen for assists (16) and scoring. Tied for first among NHL defensemen for power-play goals (2) in the 2022 Playoffs. His 16 assists matched his career postseason high (also: 16 assists in 2021 Playoffs). His 19 points were the second-most in his postseason career. Hedman leads the Lightning all-time for postseason blocked shots (317). Hedman is Tampa Bay's defenseman franchise playoff leader for goals (23), assists (94), scoring (117 pts.), power-play goals (10), power-play scoring (51 pts.), game-winning goals (5), shots (415) and takeaways (78). Hedman recorded 2 goals and 18 points during the 2021 Playoffs to ranked tied for third on the Bolts and in the NHL for postseason scoring and first among NHL defensemen. He registered 10 goals and 22 points in the 2020 Playoffs and won the Conn Smythe Trophy as playoff MVP. His 10 goals ranked third by a defenseman in Stanley Cup playoffs history. Hedman sits 10th all-time among NHL defensemen for career playoff assists and is tied for 12th in scoring.

**CAREER PLAYOFF GAME HIGHS**

**Goals:** 2 (2x, Last: 8/23/20 vs. BOS)      **Assists:** 3 (4x, Last: 4/27/24 vs. FLA)      **Assists:** 4 (5/4/22 at TOR)  
**Points:** 2 (6x, Last: 4/27/23 at TOR)      **Time on ice:** 57:38 (8/11/20 vs. CBJ)

Season	Team	GP	G	A	PTS	+/-	PIM	PPG	SHG	GW
2025-26	TAMPA BAY	33	1	16	17	-1	10	0	0	0
<b>CAREER NHL TOTALS</b>		<b>1,164</b>	<b>172</b>	<b>639</b>	<b>811</b>	<b>+192</b>	<b>782</b>	<b>35</b>	<b>1</b>	<b>29</b>
<b>PLAYOFF TOTALS</b>		<b>170</b>	<b>23</b>	<b>97</b>	<b>120</b>	<b>+18</b>	<b>94</b>	<b>10</b>	<b>0</b>	<b>5</b>

**78 EMIL LILLEBERG — D**

**2025-26 SEASON HIGHS**

**Goals:** 1 (4x, Last: 4/11 at BOS)      **Assists:** 2 (3/28 vs. OTT)      **Points:** 3 (3/28 vs. OTT)  
**Time on ice:** 23:45 (12/9 at MTL)



**2025-26 NOTES:** Lilleberg returned for his second full NHL season in Tampa Bay and set new career marks for goals (4) and plus-minus (+15) while playing a career-high 17:18 time on ice per game. He played a career-high 23:45 on Dec. 9 at Montreal. Lilleberg earned his 25th career point with an assist on Nov. 2 at Utah to move into fourth all-time for career scoring by a Norwegian-born NHLers. He moved into the top five for goals by a Norwegian-born NHLer with his final goal of the season on March 24 vs. Minnesota. Set a career-high for points in a game with three points on March 28 vs. Ottawa and tied his career high for assists (2) in the same game. Ranks third among Norwegian-born players in NHL history for assists (31) and penalty minutes (182). His 61 penalty minutes were fifth-most among Lightning defensemen this season, and his +15 plus-minus rating sat third on the Bolts blue line. He tied for fourth on the team in hits (96) and was seventh in blocked shots (45).

**CAREER PLAYOFFS:** Lilleberg saw time in all five of Tampa Bay's playoff games in the First Round of the 2025 Stanley Cup Playoffs against the Florida Panthers and earned his first career playoff point with an assist on April 28 at Florida. Lilleberg made his Stanley Cup Playoff debut on April 21, 2024 against the Florida Panthers and logged one hit and one blocked shot in 18:28 of time on ice. The Norwegian blueliner played in all five games of Tampa Bay's First Round series versus Florida and ranked tied for second among Bolts defensemen for takeaways (2), third for hits (14) and fifth for average time on ice (17:25). Lilleberg is one of four Norwegian-born skaters to appear in the postseason and is the only Norwegian defenseman to do so.

**CAREER PLAYOFF GAME HIGHS**

**Goals:** N/A    **Assists:** 1 (4/28/25 at FLA)    **Points:** 1 (4/28/25 at FLA)    **Time on ice:** 19:03 (4/27/24 vs. FLA)

Season	Team	GP	G	A	PTS	+/-	PIM	PPG	SHG	GWG
2025-26	TAMPA BAY	50	4	8	12	+15	61	0	0	2
<b>CAREER NHL TOTALS</b>		163	5	31	36	-1	182	0	0	3
<b>PLAYOFF TOTALS</b>		<b>10</b>	<b>0</b>	<b>1</b>	<b>1</b>	<b>-3</b>	<b>6</b>	<b>0</b>	<b>0</b>	<b>0</b>

**81 ERIK CERNAK — D** 

**2025-26 SEASON HIGHS**

**Goals:** 1 (3x, Last: 4/13 vs. DET)    **Assists:** 2 (3/19 at VAN)    **Points:** 2 (3/19 at VAN)  
**Time on ice:** 23:24 (11/22 at WSH)

**2025-26 NOTES:** Cernak returned for his eighth season as a Bolt in 2025-26, one of 14 players in franchise history to play that long with the team. His six hits on Oct. 28 at Nashville tied for the third-most by any Lightning player in a game this season. Dished out 112 hits, which was third-most on the team and led Tampa Bay defenders. His 99 blocked shots were a team-high and ranked inside the NHL's top 100 (T-84th). Ended the year with 74 penalty minutes, third-most among active Lightning players and second-most among defenders. His two assists on March 19 at Vancouver tied a career high for assists in a game (6x). His three goals this season tied for the fourth-most of any season in his career, and he scored a game-winning goal on March 24 vs. Minnesota, the third of his career and his first game-winner since the 2019-20 season. Played in his 500th career NHL game on April 11 at Boston and has now played the third-most games (502) of any defenseman in team history. His 1,309 career hits are the franchise record. Represented Slovakia at the 2026 Milano Cortina Winter



Olympics, posting one assist and 14 penalty minutes in six games.

**CAREER PLAYOFFS:** Cernak is making his eighth-straight appearance in the Stanley Cup Playoffs and hasn't missed the postseason since making his NHL debut during the 2018-19 season. The Slovakian blueliner appeared in all five games of Tampa Bay's 2025 First Round series against the Florida Panthers and was the only Lightning defenseman to score a goal. He dished out 18 hits during the 2025 playoffs, the second-most among all Bolts' skaters and the most among defensemen, while his seven blocked shots ranked tied for third. He skated in one game during the 2023 Playoffs after suffering an upper-body injury in Game 1 of a First Round series at Toronto. Cernak scored a goal and two points in 23 games for the Lightning in the 2022 Stanley Cup Playoffs. He netted his lone goal of the postseason in Game 3 of a Second Round series vs. Florida for the game-winner in a 5-1 Lightning victory. Cernak paced the Lightning and ranked second in the NHL for hits (84) in the 2022 Playoffs. Cernak paced the Lightning and ranked third in the NHL for blocked shots (45) in 2022. He was second on the Lightning and in the NHL for penalties drawn (10). Entering the 2025 Playoffs, Cernak ranks fourth among Tampa Bay defensemen for games played (79) and fifth for playoff assists (18) and scoring (20 pts.). Cernak played in 21 games during the 2021 Playoffs, posting a goal and 10 points to go with a +12 rating, ranking second on the Bolts for plus/minus and fourth for assists (9). He scored the opening goal of the 2021 Stanley Cup Final at 6:19 of Game 1 vs. Montreal at AMALIE Arena. Cernak led the Lightning in scoring in the 2019 Playoffs (0-3—3 pts. in 4 GP). He needs six hits to catch Alex Killorn (266) to enter the top five in Bolts playoff history. His 141 career blocked shots in the playoffs are fourth-most by any Lightning player.

### CAREER PLAYOFF GAME HIGHS

**Goals:** 1 (3x, Last: 4/28/25 at FLA)    **Assists:** 2 (2x, Last: 5/26/21 vs. FLA)    **Points:** 2 (2x, Last: 5/26/21 vs. FLA)    **Time on ice:** 48:54 (8/11/20 vs. CBJ)

Season	Team	GP	G	A	PTS	+/-	PIM	PPG	SHG	GWG
2025-26	TAMPA BAY	61	3	8	11	+3	74	0	0	1
CAREER NHL TOTALS		502	26	94	120	+96	441	1	1	3
<b>PLAYOFF TOTALS</b>		<b>84</b>	<b>3</b>	<b>18</b>	<b>21</b>	<b>+14</b>	<b>48</b>	<b>0</b>	<b>0</b>	<b>1</b>

## 86 NIKITA KUCHEROV — RW



### 2025-26 SEASON HIGHS

**Goals:** 3 (3/17 at SEA)    **Assists:** 4 (3x, Last: 3/7 at TOR)    **Points:** 5 (2x, Last: 3/17 at SEA)    **Time on ice:** 28:13 (2/1 vs. BOS)

**2025-26 NOTES:** Kucherov finished the season second in NHL scoring with 130 points in 76 games while matching his career high in goals (44). It was the second-most productive season of his career and made him the 10th player in NHL history (second active) to post multiple 130-point seasons. His eight game-winning goals tied for the second-most of his career. Established career highs in even-strength goals (35) and even-strength points (92). He hit 1,000 career points with an assist on Oct. 25 vs. Anaheim in his 809th career game, becoming the 17th fastest player and fastest Russian-born player to the mark in NHL history. Recorded his 700th career assist on Feb. 26 at Carolina. Reached 1,100 career points on March 12 vs. Detroit. Scored the first shorthanded goal of his NHL career on



March 21 at Edmonton and had his 400th career goal April 6 at Buffalo. His +43 rating in plus-minus tied for third in the NHL and was a career high. Led all NHL players in points per game (1.71) and held 42 points over the second-highest scoring Bolt in Jake Guentzel (88). His 231 shots on goal led all Lightning players.

**CAREER PLAYOFFS:** Kucherov enters the 2025 Stanley Cup Playoffs as Tampa Bay's all-time franchise leader in postseason goals (53), assists (118), scoring (171 pts.), plus/minus (+37), power-play scoring (72 pts.) and shots (449). He ranks second in team history for playoff games played (152) and playoff power-play goals (19). Kucherov played all five games of the 2025 Playoffs and led the team in assists (4) while tying for second in points (4). Kucherov averaged 22:59 time on ice per game, most among forwards and third overall. Kucherov played all five games of the 2024 Playoffs and co-led the team in scoring (7 pts.), even-strength scoring (4 pts.) and power-play points (3) while pacing the team in assists (7). Kucherov averaged 21:26 time on ice per game, second among forwards and third overall. Tied teammate Victor Hedman for second in points-per-game (1.40) among all players in the 2024 Playoffs. Kucherov skated in all six games of the 2023 Playoffs and recorded a goal and six points to lead the Lightning for assists (5) and rank tied for first for scoring. He posted eight goals and 27 points in 23 games for the Lightning in the 2022 Playoffs, pacing the Bolts for assists (19) and scoring. Kucherov ranked fourth in the NHL for playoff scoring in 2022 and fifth for assists. He also ranked tied for first in the NHL for power-play goals (6). Kucherov has finished first or tied for first on the Lightning for scoring in five of the last six Bolts postseasons. He recorded eight goals and 32 points during the 2021 Playoffs and led the Lightning and the NHL for assists (24), scoring and power-play scoring (19 PP pts.). Kucherov set the franchise record for most points in a playoff series after posting 3-8—11 pts. in 6 GP during the First Round versus Florida in 2021. He led the Lightning and the NHL in the 2020 Playoffs for assists (27), scoring (34 pts.) and plus/minus (+15). Kucherov has paced the Lightning for playoff scoring a franchise-best seven times: 7 pts in 2024, 6 pts. In 2023, 27 pts in 2022, 32 pts. in 2021, 34 pts. in 2020, 17 pts. in 2018 and 19 pts. in 2016. Kucherov ranks third among active NHL players for career playoff scoring (171 pts.) behind only Sidney Crosby (201 pts.) and Evgeni Malkin (180 pts.). He ranks second among active NHL players for career playoff assists (118) behind only Crosby (130). Kucherov holds the 16th-most career playoff assists (118) in the NHL and sits tied for 20th all-time for career playoff scoring with 171 points (active and inactive players).

### CAREER PLAYOFF GAME HIGHS

**Goals:** 2 (10x, Last: 6/28/21 vs. MTL)      **Assists:** 4 (9/7/20 vs. NYI)      **Points:** 5 (9/7/20 vs. NYI)  
**Time on ice:** 45:59 (8/11/20 vs. CBJ)

Season	Team	GP	G	A	PTS	+/-	PIM	PPG	SHG	GWG
2025-26	TAMPA BAY	76	44	86	130	+43	50	8	1	8
<b>CAREER NHL TOTALS</b>		879	401	723	1,124	+200	436	104	1	65
<b>PLAYOFF TOTALS</b>		<b>152</b>	<b>53</b>	<b>118</b>	<b>171</b>	<b>+37</b>	<b>116</b>	<b>19</b>	<b>0</b>	<b>8</b>

## 90 JJ MOSER — D

### 2025-26 SEASON HIGHS

**Goals:** 1 (7x, Last: 3/10 vs. CBJ)      **Assists:** 2 (2x, last: 3/8 at BUF)      **Points:** 3 (3/8 at BUF)  
**Time on ice:** 26:56 (1/24 at CBJ)



**2025-26 NOTES:** Finished his second season with Tampa Bay by playing 79 games and recording 29 points, including seven goals that matched his career-best in the NHL. Averaged 21:34 time on ice, the most of his career. Set new career highs for plus-minus (+41) and penalty minutes (69) while matching a career high for shorthanded points (2). Played in his 300th NHL game on Jan. 10 at Philadelphia. Scored his 100th NHL point on Jan. 1 at Los Angeles. Earned the third 3-point game of his NHL career on March 8 at Buffalo. Finished the season with a +41 rating in plus-minus that tied for fourth among NHL defensemen and tied for seventh in the entire NHL. Played a team-high 203:36 in shorthanded time on ice and ranked fourth in shorthanded time on ice per game (2:35). Ended the year with the second-most blocked shots of any Bolt (91) and his +360 shot attempt differential led the team and ranked 13th in the league. Played for Team Switzerland at the 2026 Milano Cortina Winter Olympics, posting one goal and four points in five games to co-lead Swiss defensemen in scoring.

**CAREER PLAYOFFS:** Made his Stanley Cup Playoffs debut with Tampa Bay in 2025, playing in all five games of a First Round series against the Florida Panthers. Played a career-high 18:16 time on ice in Game 4.

### CAREER PLAYOFF GAME HIGHS

**Goals:** N/A    **Assists:** N/A    **Points:** N/A    **Time on ice:** 18:16 (4/28/25 at FLA)

Season	Team	GP	G	A	PTS	+/-	PIM	PPG	SHG	GWG
2025-26	TAMPA BAY	79	7	22	29	+41	69	0	0	0
<b>CAREER NHL TOTALS</b>		338	25	90	115	+34	177	4	1	2
<b>PLAYOFF TOTALS</b>		<b>5</b>	<b>0</b>	<b>0</b>	<b>0</b>	<b>-2</b>	<b>0</b>	<b>0</b>	<b>0</b>	<b>0</b>

## 93 GAGE GONCALVES — C

### 2025-26 SEASON HIGHS

**Goals:** 2 (2x, Last: 3/12 vs. DET)    **Assists:** 2 (4x, Last: 4/2 vs. PIT)    **Points:** 3 (2/25 vs. TOR)    **Time on ice:** 20:06 (3/26 at OTT)

**2025-26 NOTES:** Goncalves set career highs in games played (74), goals (11), assists (22) and points (33), surpassing the 20 points he scored in 60 games as a rookie in 2024-25. Earned his first point of the season with an assist on Oct. 11 vs. NJD and got his first goal on Nov. 6 at VGK. Scored a career-high three points on Feb. 25 vs. TOR. Played in his 100th NHL game on Jan. 12, a 5-1 win over PHI. Recorded a career-long four-game point streak from March 10-17 with three goals and five points. Had a pair of two-goal games on Jan. 10 and March 12 to tie his career high. Recorded a +4 rating on Jan. 10 and Feb. 25, a new career high. Also set a career high with 15 PIMs on Dec. 8 at TOR. Finished the year with career highs in PIMs (41), game-winning goals (2) and plus-minus (+26), the last of which fourth-best among TBL forwards.

**CAREER PLAYOFFS:** Appeared in all five games of Tampa Bay's First Round series against the Florida Panthers, making his Stanley Cup Playoffs debut on April 22. Earned his first career playoff point with an assist in Game 1 and recorded his first multi-point playoff game with two assists in Game 3 on April



26. Scored his first career playoff goal in Game 5 on April 30, finishing the postseason with a goal and three assists in five games. Tied for second on the team in points and assists. His +2 rating tied for the best of any Bolt, as did his four even-strength points.

**CAREER PLAYOFF GAME HIGHS**

**Goals:** 1 (4/30 vs. FLA)    **Assists:** 2 (4/26 at FLA)    **Points:** 2 (4/26 at FLA)    **Time on ice:** 20:07 (4/22 vs. FLA)

Season	Team	GP	G	A	PTS	+/-	PIM	PPG	SHG	GWG
2025-26	TAMPA BAY	74	11	22	32	+26	41	0	0	2
CAREER NHL TOTALS		136	19	34	53	+33	61	1	0	3
<b>CAREER PLAYOFF TOTALS</b>		<b>5</b>	<b>1</b>	<b>3</b>	<b>4</b>	<b>-2</b>	<b>0</b>	<b>0</b>	<b>0</b>	<b>0</b>



## NOT PLAYING AROUND

- The Tampa Bay Lightning hold 63 playoff wins over the past 10 NHL seasons, more than any other team.
- The Lightning also lead the way in playoff games played (108), two clear of the Vegas Golden Knights (106).
- Tampa Bay has scored 324 playoff goals since the 2017 NHL Playoffs, the second-most of any team behind only the Edmonton Oilers.
- The team has an NHL-best 54 regulation wins.

### NHL PLAYOFF LEADERS SINCE '16-17

TEAM	W	GP	SC
<b>Tampa Bay Lightning</b>	<b>63</b>	<b>108</b>	<b>2</b>
Vegas Golden Knights	62	106	1
Dallas Stars	54	103	0
Florida Panthers	52	88	2

## ANDREI THE GIANT

- Lightning goalie **Andrei Vasilevskiy** leads all active NHL goalies with 67 career playoff victories and needs four more to tie Jacques Plante (71) and enter the top 10 in NHL history for career playoff wins.
- Vasilevskiy paced all NHL goalies in wins this season (39).
- The goalie's 2.31 goals against average was 2nd-best among goalies to start 30 games, and his .912 save percentage tied for third.

### GOALIE PLAYOFF W LEADERS, ACTIVE

GOALIE	TEAM	W	SV%
<b>Andrei Vasilevskiy</b>	<b>TBL</b>	<b>67</b>	<b>.918</b>
Sergei Bobrovsky	FLA	61	.907
Jonathan Quick	NYR	49	.921
Frederik Andersen	CAR	47	.914

## THE STREAK LIVES ON

- The Lightning have qualified for the Stanley Cup Playoffs for a ninth consecutive season, tied with the Colorado Avalanche for the longest active playoff streak of any NHL franchise.
- The Carolina Hurricanes (8) are the next closest team.
- Tampa Bay's current stretch is the longest in franchise history and included a pair of Stanley Cups in back-to-back fashion in 2020 and 2021.

## THAT'S A LOT OF WS

### 2025-26 REGULAR SEASON WIN LEADERS

TEAM	W	P
Colorado Avalanche	54	119
Carolina Hurricanes	53	113
Buffalo Sabres	50	108
Tampa Bay Lightning	50	106
Dallas Stars	49	110

- The Lightning were one of four NHL teams to reach 50 wins this season, and their 40 regulation wins were third-most.
- Tampa Bay's 50 wins were their most since the 2021-22 season and is the fifth 50-win campaign in franchise history.
- The Lightning finished with 106 standings points in the regular season, tied for their fifth-most of any campaign in franchise history.



## TEETERING ON TOP 20

- Forward **Nikita Kucherov**'s first point of the 2026 Stanley Cup Playoffs will be the 171st playoff point of his career, breaking a tie with Peter Forsberg to enter the top 20 in NHL history for career playoff scoring.
- Kucherov has 118 career assists during the playoffs and is five shy of matching Jaromir Jagr (123) for 10th-most playoff assists in NHL history.
- His 171 career playoff points are the third-most of any active player, and his 118 assists rank second.

### ACTIVE PLAYOFF SCORING LEADERS

PLAYER	TEAM	G	A	P
Sidney Crosby	PIT	71	130	201
Evgeni Malkin	PIT	68	114	182
<b>Nikita Kucherov</b>	<b>TBL</b>	<b>53</b>	<b>118</b>	<b>171</b>
Brad Marchand	FLA	66	92	158
Connor McDavid	EDM	44	106	150

## ROAD WARRIORS

- Tampa Bay went 24-12-5 on the road this season, and their .646 road points percentage tied the Carolina Hurricanes for fourth-best in the NHL.
- The team T-2nd with 24 road wins, and their 21 regulation road wins were second-most.
- The Lightning led all teams in road scoring with 151 goals while tying for fourth in road goals allowed per game (2.78). **Nikita Kucherov** led the NHL in road scoring with 28-47—75 in 38 GP.

## ADD THEM UP

### MOST CAREER PLAYOFF WINS, SINGLE TEAM

COACH	TEAM	W	SERIES W
Al Arbour	NYI	119	29
Glen Sather	EDM	89	21
<b>Jon Cooper</b>	<b>TBL</b>	<b>88</b>	<b>18</b>
Scotty Bowman	DET	86	19
Toe Blake	MTL	82	18
Joel Quenneville	CHI	76	16

- Lightning head coach **Jon Cooper** holds 88 career playoff wins entering the 2025-26 Stanley Cup Playoffs, and his next win will tie him with Glen Sather to enter the top 10 in NHL history.
- Cooper can also tie Sather (89) for the second-most playoff wins by any NHL coach for a single franchise.
- Cooper (.667, T-20th) is one of two active coaches (Kris Knoblauch, .750, T-8th) in the top 20 for career series win percentage.

## APPROACHING THE CENTURY

- Tampa Bay defenseman **Ryan McDonagh** is six playoff games shy of being the 10th player in team history to play 100 playoff games as a Bolt.
- McDonagh has scored 2-24—26 in 94 playoff games with the team, and his 212 blocked shots are second-most in franchise history (**Victor Hedman**, 323).
- McDonagh's played 196 career playoff games, and his 450 blocked shots are most all-time. His 431 hits rank third among Dmen in NHL playoff history.

### ALL-TIME Bks, NHL PLAYOFF HISTORY

PLAYER	Bks	H
<b>Ryan McDonagh</b>	<b>450</b>	<b>431</b>
Dan Girardi	383	399
Alex Pietrangelo	367	155
Brooks Orpik	349	611
Niklas Hjalmarrsson	324	101
<b>Victor Hedman</b>	<b>323</b>	<b>228</b>



## THAT'S A GOOD POINT

### TBL PLAYOFF SCORING LEADERS, ALL-TIME

PLAYER	GP	G	A	P
<b>Nikita Kucherov</b>	<b>152</b>	<b>53</b>	<b>118</b>	<b>171</b>
<b>Victor Hedman</b>	<b>170</b>	<b>23</b>	<b>97</b>	<b>120</b>
Steven Stamkos	128	50	51	101
Ondrej Palat	138	48	46	94
<b>Brayden Point</b>	<b>92</b>	<b>44</b>	<b>45</b>	<b>89</b>

- **Brayden Point** can move up the Lightning record books in numerous stats this year.
- Point's next playoff assist will tie former teammate Ondrej Palat (46) for fourth-most in franchise history.
- Point has 44 career goals for Tampa Bay and needs four to catch Ondrej Palat for third-most all-time.
- Point is at 89 points, five shy of tying Palat in career playoff scoring.

## A JUMP FOR JAKE

- Forward **Jake Guentzel** posted the best offensive season of his NHL career in 2025-26 by scoring 38-50—88 in 81 GP.
- Guentzel set career highs in points, assists, shorthanded goals, penalty minutes and overtime goals.
- Guentzel's 88 points this season tied him with Montreal's Cole Caufield for 15th among all NHL players.

### JAKE GUENTZEL TOP OFFENSIVE SEASONS

SEASON	TEAM	G	A	P
<b>2025-26</b>	<b>TBL</b>	<b>38</b>	<b>50</b>	<b>88</b>
2021-22	PIT	40	44	84
2024-25	TBL	41	39	80
2023-24	PIT, CAR	30	47	77
2018-19	PIT	40	36	76

## RADDYCULOUS

- **Darren Raddysh** scored a career-high 22-48—70 in 73 games for Tampa Bay this season, and his 22 goals set a franchise record for most goals in a season by a Bolts defenseman.
- Raddysh finished the year tied for third in goals scored by a defenseman, and his 70 points and 10 power-play goals were the seventh-most of any NHL blueliner.
- Raddysh joined **Victor Hedman** as the only defensemen in team history to post a 70-point year and is the first to do so since Hedman had 20 goals and 85 points in 2021-22.

## NIKITA'S SPRINT

### MOST P/GP, LAST 10 SEASONS (min. 50 GP)

PLAYER	SEASON	P	P/GP
Connor McDavid	2020-21	105	1.88
Connor McDavid	2022-23	153	1.87
<b>Nikita Kucherov</b>	<b>2023-24</b>	<b>144</b>	<b>1.78</b>
Connor McDavid	2023-24	132	1.74
<b>Nikita Kucherov</b>	<b>2025-26</b>	<b>130</b>	<b>1.71</b>

- **Nikita Kucherov** led the NHL in points per game this season, averaging 1.71 per contest while finishing second in scoring with 130 points (Connor McDavid 134).
- Kucherov has two of the top five points per game ratings of any player over the previous 10 seasons.
- Kucherov tied his career high for goals in a season (44 in 2023-24).
- Kucherov is the 10th player all-time to hit 130 points in multiple seasons (second active, McDavid 3).



# IT'S ALL ABOUT DEVELOPMENT

## UNDRAFTED PLAYER OFFENSE, NHL TEAMS

TEAM	P	G
<b>Tampa Bay Lightning</b>	<b>134</b>	<b>39</b>
Los Angeles Kings	97	41
Colorado Avalanche	91	32
New York Rangers	85	29
Vancouver Canucks	82	50

- No team has received more offense from undrafted players in 2025-26 than the Tampa Bay Lightning as of Tuesday.
- Undrafted players have combined to score 134 points for Tampa Bay to lead all NHL teams, and their 39 goals are fifth-most.
- No other team has received 100-plus points from undrafted players this year.
- **Darren Raddysh** leads all NHL undrafted defensemen with 22-48—70 and ranks second among all undrafted NHLers (LAK Artemi Panarin, 28-55—83).

## SCARY PERRY

### MOST PLAYOFF GAMES, ACTIVE NHLers

PLAYER	GP	P
<b>Corey Perry</b>	<b>237</b>	<b>141</b>
<b>Ryan McDonagh</b>	<b>196</b>	<b>68</b>
Sidney Crosby	181	201
Brad Marchand	180	158
Evgeni Malkin	178	182
<b>Victor Hedman</b>	<b>170</b>	<b>120</b>

- Forward **Corey Perry** enters his third playoff run with Tampa Bay after being reacquired in a trade with the Los Angeles Kings on March 6.
- Perry helped the Lightning to the 2022 Stanley Cup Final, scoring 6-5—11 in 23 playoff games.
- Perry is the NHL's active leader for career playoff games at 237 and is the only one with more than 200 career playoff games.
- Perry's 64 career playoff goals rank fifth among all active players, and his 295 playoff PIMs pace active players. He played in the 2021 Stanley Cup Final for Montreal against Tampa Bay.

## THEY KILLED IT

- Tampa Bay erased 82.6% of penalties this season, the third-best rate of any NHL team behind only Colorado (84.5%) and Chicago (83.6%).
- The Lightning led the NHL in penalties taken (425) and penalty minutes (1,207) this season.
- **Ryan McDonagh** played 3:07 of shorthanded TOI per game, 7th-most of any NHL player.
- **Anthony Cirelli** averaged 2:38 of shorthanded time on ice per game in 2025-26, tied for the sixth-most of any NHL forward (min. 20 GP).

## COMEBACK KIDS

- The Lightning recorded 24 comeback wins this season, the third-most of any team (MTL 26, ANA 25).
- Tampa Bay won 19 games this season in which they surrendered the first goal of the game, the third-most of any franchise and the second-highest of any playoff team (PHI 20).
- The Lightning finished the regular season 10-13-5 when trailing after the first period and 4-17-3 when trailing after the second period.
- The team's 100 second period goals co-lead the NHL, and their 101 in period three tied for fourth.



## TBL FORWARDS

PLAYER	JERSEY	TBL SEASONS	ACQUIRED	TERM LEFT
<b>Corey Perry</b>	10	3 (2021-23, 2025)	March 2026 Trade w/ LAK	1
<b>Conor Geekie</b>	14	2	June 2024 Trade w/ Utah	2
<b>Dominic James</b>	17	1	2025 Free Agency (2 years)	2
<b>Nick Paul</b>	20	5	March 2022 Trade w/ Ottawa	4
<b>Brayden Point</b>	21	10	2014 NHL Draft R3 P19	5
<b>Oliver Bjorkstrand</b>	22	2	March 2025 Trade w/ Seattle	1
<b>Zemgus Girgensons</b>	28	2	2024 Free Agency (3 years)	2
<b>Pontus Holmberg</b>	29	1	2025 Free Agency (2 years)	2
<b>Yanni Gourde</b>	37	8 (2015-21, 2025)	March 2025 Trade w/ Seattle	6
<b>Brandon Hagel</b>	38	5	March 2022 Trade w/ Chicago	7
<b>Scott Sabourin</b>	46	1	2025 Free Agency (1 year)	1
<b>Jake Guentzel</b>	59	2	June 2024 Trade w/ Carolina	6
<b>Anthony Cirelli</b>	71	9	2015 NHL Draft R3 P11	6
<b>Nikita Kucherov (A)</b>	86	12	2011 NHL Draft R2 P28	2
<b>Gage Goncalves</b>	93	3	2020 NHL Draft R2 P31	2

## TBL DEFENSEMEN

PLAYER	JERSEY	TBL SEASONS	ACQUIRED	TERM LEFT
<b>Max Crozier</b>	24	3	2019 NHL Draft R4 P27	3
<b>Ryan McDonagh (A)</b>	27	7 (2017-22, '24)	May 2024 Trade w/ Nashville	4
<b>Darren Raddysh</b>	43	5	2021 Free Agency (1 year)	1
<b>Charle-Edouard D'Astous</b>	51	1	2025 Free Agency (1 year)	2
<b>Declan Carlile</b>	67	2	2022 Free Agency (2 years)	1
<b>Victor Hedman (C)</b>	77	17	2009 NHL Draft R1 P2	3
<b>Emil Lilleberg</b>	78	3	2023 Free Agency (2 years)	2
<b>Erik Cernak</b>	81	8	Feb. 2017 Trade w/ Los Angeles	6
<b>JJ Moser</b>	90	2	June 2024 Trade w/ Utah	8

## TBL GOALIES

PLAYER	JERSEY	TBL SEASONS	ACQUIRED	TERM LEFT
<b>Jonas Johansson</b>	31	3	2023 Free Agency (2 years)	2
<b>Brandon Halverson</b>	33	2	2024 Free Agency (2 years)	1
<b>Andrei Vasilevskiy</b>	88	12	2012 NHL Draft R1 P19	3

