


PHOTOGRAPHY AND DESIGN BY GUY AROCH
STYLING BY GUY AROCH
HAIR BY GUY AROCH
MAKEUP BY GUY AROCH
PROP STYLING BY GUY AROCH
SET DESIGN BY GUY AROCH
DRESSING BY GUY AROCH
PROP STYLING BY GUY AROCH
SET DESIGN BY GUY AROCH
DRESSING BY GUY AROCH

BUFFALO SABRES™



1998-99 MEDIA GUIDE



Back Check



Fore Check



Quality Chekd®



Hip Check



Body Check



Bounced Check



Quality Chekd®



A Crushing Check



Missed His Check



Quality Chekd®



Sealtest

Wendt's Dairy

DIVISION OF NIAGARA MILK COOPERATIVE INC.

Serving the Niagara Frontier with the finest Dairy Foods for over 50 years


PHONE 283-8741 692-6543



IN MEMORIAM

NORTHRUP R. KNOX

December 24, 1928 - July 23, 1998



The Buffalo Sabres and the hockey community were deeply saddened with the loss of franchise co-founder Northrup R. Knox, who passed away on July 23, 1998. Knox, who was also a past chairman of Marine Midland Bank, was 69.

Knox, along with his brother Seymour H. Knox III, played an instrumental role in bringing a National Hockey League franchise to Buffalo. After being turned down for the 1967 league expansion, the Knox brothers signed a contract in 1968 to purchase the Oakland Seals with the intent of moving them to Buffalo. The NHL eventually decided to keep the team in Oakland, but rewarded the brothers' persistence on December 2, 1969, when Buffalo was granted an expansion franchise for the 1970-71 season.

"Norty" held a variety of titles with the Sabres during his 28-year association with the team. For the franchise's first 12 seasons he served as Vice-Chairman of the Board, before being named President in 1982. He also represented the Sabres on the NHL's Board of Governors, and most recently served as the Chairman of the Board of Niagara Frontier Hockey, L.P. Perhaps the culmination of his years with the Sabres took place on March 22, 1996, when he and his brother were inducted into the Buffalo Sabres Hall of Fame.

Knox's contributions to the community extended beyond his role with the Sabres. He served as a director with many local organizations, including the Buffalo Fine Arts Academy (the governing body of the Albright-Knox Art Gallery), the Buffalo Museum of Science, University at Buffalo Foundation and the Buffalo Philharmonic Orchestra Society.

JACK BOWMAN

September 9, 1936 - June 22, 1998



The Buffalo Sabres lost another great friend and colleague with the passing of Director of Scouting Jack Bowman on June 22, 1998. Jack, the brother of Detroit Red Wings head coach Scotty Bowman, was 61.

A member of the Sabres organization since 1980, Jack played a critical role in identifying prospects in the OHL, QMJHL and Europe, as well as coordinating all scouting assignments. He also spent time scouting other junior leagues, colleges and some high schools. Jack was promoted to Director of Scouting in 1996.

A native of Verdun, Quebec, Jack worked as a referee in junior hockey before moving into scouting.

BUFFALO SABRES 1998-99 MEDIA GUIDE

Executive Editor: Michael Gilbert
Editor: Bob Schranz
Contributing Editor: Gil Chorbajian
Editorial Assistants: Tim Darling
 Gregg Huller
 Kevin Wiles
Photo Credits: Bill Wippert, Robert Shaver,
 AllSport USA,
 Bruce Bennett Studios
Publication Design: Michael Wuerch
Special Thanks: Morris Titanic
 (Thorner Press)
 Dick Dearborn
 (American Consultants)

Printed by Thorner Press, Buffalo, New York

BUFFALO SABRES

Marine Midland Arena
One Seymour H. Knox III Plaza
Buffalo, New York 14203

CONTACT NUMBERS

Executive Offices (716) 855-4100
Tickets (888) 223-6000
Merchandise (716) 855-4140
Sabres Hotline (716) 855-4125

ON LINE

www.sabres.com

ON THE COVER

Goaltender **Dominik Hasek** - National Hockey League's two-time reigning MVP. Featured in action (photo by Bill Wippert), Hasek collected a league-high 13 shutouts in 1997-98. Playing in the 1998 Winter Olympics, Hasek led the Czech Republic to the gold medal (photo by Bruce Bennett Studios). Hasek culminated a memorable 1997-98 season by capturing the Hart and Vezina Trophies (photo by Bill Wippert).



BUFFALO SABRES 1998-99 CLUB DIRECTORY

BOARD OF NIAGARA FRONTIER HOCKEY MANAGEMENT CORP. - GENERAL PARTNER
 Chairman of the Board
 John J. Rigas
 Vice Chairman of the Board & Counsel
 Robert O. Swados
 Vice Chairman of the Board
 Robert E. Rich, Jr.
 Chief Executive Officer
 Timothy J. Rigas

Director
 Michael J. Rigas
Director
 James P. Rigas
Director
 George Strawbridge, Jr.
Director
 Seymour H. Knox, IV

PARTNERSHIP BOARD OF NIAGARA FRONTIER HOCKEY L.P. (includes affiliated Executives and Directors)
 Edwin C. Andrews
 Peter C. Andrews
 William C. Cox, III
 John B. Fisher
 George T. Gregory
 John E. Houghton
 Richard W. Rupp
 Howard T. Saperston, Jr.
 Paul A. Schoellkopf
 Joseph T.J. Stewart
 William H. Weeks

EXECUTIVE DEPARTMENT
Interim Vice President/ Administration
 Ron Bertovich
Senior Vice President/ Legal & Business Affairs
 Kevin Billet
Vice President/Corporate Relations
 Seymour H. Knox, IV
Vice President/Marketing
 Christy Peterson
Vice President/Ticket Sales & Operations
 John Sinclair
Assistant to the President
 Chris Schoepflin
Special Consultant to the President
 Joe Crozier
Executive Assistants
 Debbie Driscoll,
 Eleanor MacKenzie

HOCKEY DEPARTMENT
General Manager
 Darcy Regier
Assistant to the General Manager
 Larry Carriere
Director of Player Personnel
 Don Luce
Professional Scouts
 Kevin Devine, Frank Effinger,
 Terry Martin
Scouting Staff
 Don Barrie, Jim Benning,
 Bo Berglund, Paul Merritt,
 Darryl Flandowski,
 Mike Racicot,
 Rudy Migay, David Volek
Head Coach
 Lindy Ruff
Associate Coach
 Don Lever
Assistant Coach
 Mike Ramsey
Strength & Conditioning Coach
 Doug McKenney
Assistant Strength Coach
 Dennis Cole
Goaltender Coach
 Jim Cassi
Administrative Assistant Coach
 Jeff Holbrook
Head Trainer/Massage Therapist
 Jim Pizzutelli

Physical Therapist
 Joe Acquino
Equipment Manager
 Rip Simonick
Assistant Equipment Manager
 George Babcock
Administrative Assistant
 Elaine Burzynski
Team Travel Coordinator
 Verna Wojcik

MEDICAL
Club Doctor
 John Marzo, M.D.
Club Doctor Emeritus
 John L. Butsch, M.D.
Orthopedic
 Les Bisson, M.D.
Doctors
 Nicholas Aquino, M.D.,
 William Hartrich, M.D.
Club Dentist
 Daniel Yustin, DDS, M.S.
Oral Surgeon
 Steven Jensen, DDS
Team Psychologist
 Max Offenberger, Ph.D.

LEGAL
Associate Counsel
 Richard Muegel
ADMINISTRATION
Human Resources Coordinator
 Vanessa Barrons
Management Information Systems Manager
 Ken Bass
Distribution Manager
 Gery Magill
Receptionists
 Olive Anticola, Roza Barker

BROADCAST PRODUCTION
Director of Broadcast & Production Services
 Joe Guarnieri
Broadcast Coordinator
 Lisa Tzeizo
Editor/Technical Director
 Eric Grossman
Producer
 Lowell MacDonald
Feature Producer/Avid Editor
 Martin McCreary
Director
 Phil Mollica
Senior Commercial Producer/Editor
 Joe Pinter
Broadcast Team
 Rick Jeanneret (play-by-play)
 Jim Lorentz (color commentary)
 Danny Gare (reporter)

COMMUNICATIONS
Director of Communications
 Michael Gilbert
Media Relations Director
 Gil Chorhajian
Director of Information
 Bob Schranz
Director of Alumni Relations
 Larry Playfair
Corporate & Community Relations Liaison
 Gilbert Perreault
Team Photographer
 Bill Wippert

EMPIRE SPORTS SALES
Director of Corporate Sales
 Dan Rozanski
National Sales Manager
 Nick DiVico
Senior Account Managers
 Steve Caccia, Mark Kennedy
Vendor Programs Manager
 Jim Harrington
Account Managers
 Walter Bissett, Jr., Mike Jones
Sales Support Account Executive
 Len Synor

Traffic Coordinator
 Corinne Moyer
Assistant Traffic Coordinator
 Krista Argeros

FINANCE
Controller
 Chuck LaMattina
Financial Analyst
 Elizabeth McPartland
Accounting Managers
 Buffalo Sabres
 Christine Ivansitz
 Marine Midland Arena
 Scott Halima
Payroll Manager
 Birgid Haensel
Finance Assistant
 Al Weissman
Finance Assistant
 Mary Jones
Finance Assistant
 Sally Lippert
Staff Accountant
 Dave Eisenfeld

MARKETING
Director of Canadian Marketing
 Steve Katzman
Director of Promotions & Advertising
 Tanya Isherwood
Director of Game Presentation & Special Events
 Kathy Manley
Promotions & Advertising Coordinator
 Tara Doster
Game Presentation Coordinator
 Mark Mashotta
Game Presentation/Matrix Coordinator
 Dawn Reed
Rochester Area Representative
 Gary Sajdak
Director of Community Relations
 Ken Martin, Jr.
Community Relations Coordinator
 Deidre Daniels
Administrative Assistant
 Donna Webb

TICKET SALES & OPERATIONS
Director of Ticket Sales & Production
 Gary Rabinowitz
Director of New Business Development
 Nick Turano
Season & Group Account Representatives
 Dan Carroll, Dave Foman, Jr.,
 Don Fournier, Keri Francis,
 Grant Weber
Sales Associate
 Todd Langdon
Account Services Manager
 Rose Thompson
Account Service Representatives
 Roxanne Anderson,
 Gretchen Huzinec,
 Elaine Fredo
Box Office Manager
 Mike Tom
Assistant Box Office Manager
 Christopher Makowski
Group Sales Coordinator
 Paul Barker
Ticket Administrators
 Lisa Jacobs, Andrea Giambra,
 Marty Maloney, Cindi Reuther,
 Pete Kiedy
Cash & Settlement Administrator
 Jennifer Glowny
Database Manager
 Marc Wittman

MERCHANDISE
Director of Merchandise
 Julie Regan
Merchandise Manager
 Mike Kaminska
Store Manager
 Tammy Preteroti
Inventory Control Manager
 Glenn Barker

Administrative Assistant
 Brenda Hawkins

MARINE MIDLAND ARENA
Director of Facilities Management
 Stan Makowski
Director of Operations
 Sam Aceti
Director of Event Booking
 Jennifer Stich
Asst. Dir. of Event Booking
 Bridgette Cassidy
Event Managers
 Matt Rabinowitz, John Faso
Assistant Event Manager
 Scott Lasker
Communications Engineer
 Al Weissman
Communications Technician
 Mike Queeno
Chief Engineer
 Barry Becker
Assistant Chief Engineer
 Brian Drabek
Engineers
 John Blake, Patrick Needham
Maintenance Supervisor
 Bill Graf
Maintenance Crew
 Michael Destino, Scott Drabek,
 Chris Harszalk
Utility Crew Manager
 Bud Redding
Utility Crew
 Rodney Bailey, Pete Cicero,
 John Edwards, Dennis Hooper,
 Darius Illegins,
 Kerry Kominiarek,
 Rick Laracunte,
 Charles Mims,
 James Williams,
 Hubert Winfield
Cleaning Supervisor
 Brian Hall
Cleaning Crew
 Terri Christian, Elijah Ingram,
 Ray Ingram, Chris Maloney

Security Officers
 Dave Bartels, Bob Berlinghoff,
 Mary Forster, James McDuffie,
 Torrance Myree,
 Damien Walker
Director of Suite Sales & Special Services
 Mark Stone
Suite Services Manager
 Sue Smith
Coordinator of Suite Services
 Michelle Mitchell
Director of Lacrosse & Amateur Athletics
 Kurt Silcott
Asst. Manager Lacrosse & Amateur Sports
 Joe Baldini
Asst. Manager Lacrosse & Amateur Sports
 Chris Colleary

GENERAL INFORMATION
 Arena Capacity 18,595
 Rink 200 feet by 85 feet
 Press Box South side of building
 (S. Park St. above Sec. 318-322)
Practice Site Buffalo State
Team Colors Black, White, Red,
 Gray and Silver
Affiliate Rochester Americans
 (American Hockey League)
Flagship Stations:
 TV Empire Sports Network
 Radio WHTT FM 104.1

TABLE OF CONTENTS

BUFFALO SABRES 1998-99 MEDIA GUIDE

BIOGRAPHIES & PERSONNEL

Bertovich, Ron.....	6
Carriere, Larry.....	8
Communications Department.....	14
Directory, Buffalo Sabres.....	2
Directory, Rochester Americans.....	221
Entry Draft Selections, 1998.....	78-79
Executive Department.....	6
Hockey Department.....	12-13
In the System.....	76-77
Lever, Don.....	11
Luce, Don.....	8
McCutcheon, Brian.....	222
McKenney, Doug.....	12
Partnership Board.....	4
Player Biographies.....	16-63, 66-75
Ramsey, Mike.....	11
Regier, Darcy.....	7
Rigas, James.....	5
Rigas, John.....	4
Rigas, Michael.....	5
Rigas, Timothy.....	5
Ruff, Lindy.....	9
Training Camp Roster, 1998-99.....	64-65

ALL-TIME PLAYER INFORMATION

Awards & Honors, Sabres.....	97-100
Captains, Sabres Fact.....	92
Draft Selections, All-Time.....	80-86
Goaltenders, All-Time Stats.....	92
Hall of Fame, Sabres & Hockey.....	96
Individual Scoring, All-Time.....	87-91
Retired Numbers.....	94-95
Transactions, Major All-Time.....	101-104
Uniform Numbers.....	93-94

1997-98 SEASON

Game-by-Game Stats, Individual.....	112-115
Highs/Lows & Streaks.....	117-118
Last Time.....	120
Miscellaneous Stats, 1997-98.....	122
NHL Leaders & Awards.....	107-108
NHL Standings.....	106
Preseason, 1997 Results & Scoring.....	109
Preseason Information.....	110
Regular Season Scores.....	121-122
Regular Season Stats, Individual.....	111
Sabres vs. Each Team.....	123-147
Scoring Breakdown, Individual.....	116
Scoring by Halves of Season, Individual.....	117
Transactions, 1997-98.....	119

RECORDS & STATS

1-0 Games.....	187
Attendance Data, Sabres.....	175

Career & One-Season Leaders.....	191-194
Coaching Records.....	110
Empty Net Goals.....	187
Firsts, Sabres.....	86
Hat Tricks, Sabres & Opponents.....	179-182
Individual Records.....	197-199
Last 10 Games vs. Each Team.....	151
Leads and Deficits.....	153
Opponent Records.....	199-200
Overtime, Regular Season.....	177-178
Penalty Shots, Sabres and Opponents.....	188
Record by Year, Sabres.....	154
Records, All-Time by Team.....	148-150
Records, All-Time Home & Away.....	154
Records, Day & Month.....	155
Season Openers.....	158
Shutouts, Sabres and Opponents.....	183-186
Special Teams Statistics, All-Time.....	176
Specialty/Holiday Records.....	156-157
Streaks, Team.....	151-152
Team Season Records.....	195
Team Game Records.....	196
Wins and Losses, Biggest.....	158
Year-by-Year Results & Stats.....	160-174
Yearly Leaders.....	189
Yearly Won-Loss Records, Goalies.....	190

PLAYOFFS


1998 Playoff Stats, Individual.....	204
1998 Playoff Scores.....	205
All-Time Playoff Results.....	209-213
Career Playoff Leaders.....	215-216
Game-by-Game Playoff Stats, 1998.....	204-205
Goaltenders, All-Time Playoff Stats.....	203
Hat Tricks, Playoffs.....	214
Individual Playoff Records.....	218-220
Individual Scoring, Playoffs.....	202-203
Opponent Playoff Leaders.....	220
Overtime, Playoffs.....	213-214
Sabres vs. Each Team, 1998 Playoffs.....	206-208
Shutouts, Playoffs.....	215
Team Playoff Records.....	217-218

AMERICAN HOCKEY LEAGUE REVIEW

Buffalo Bisons History.....	231-233
Rochester Americans Information.....	221-230

TEAM & NHL INFORMATION

1998-99 Buffalo Sabres Schedule.....	248
Historic Look.....	242-245
How to Figure.....	238
Key Dates, 1998-99.....	157
Marine Midland Arena.....	246-247
Media Information.....	235
Medical Glossary.....	239-241
NHL Staff Directory & Addresses.....	236
NHL Directory, by Teams.....	237
Radio-Television Information.....	234
Ticket Information.....	247



JOHN J. RIGAS
Chairman of the Board

John Rigas, born in 1924 in Wellsville, New York, is the founder, Chairman, Chief Executive Officer and President of Adelphia Communications Corporation. He is also President of each of the Corporations' subsidiaries.

After serving in the Armored Infantry Division of the United States Army during World War II (1943-1946), Mr. Rigas attended Rensselaer Polytechnical Institute, graduating in 1950 with a B.S. in Management Science.

A cable industry pioneer, John Rigas started his first cable system in 1952 in the north central Pennsylvania community of Coudersport. At this time, according to records of the cable industry museum, there were only 60 cable systems in operation across the nation. Together with his brother Gus, he owned, constructed and managed his second cable television system in his hometown of Wellsville, New York.

From these beginnings, the two brothers steadily acquired cable systems in communities throughout Western Pennsylvania and Western New York State. In 1972, they incorporated their holdings into Adelphia Communications Corporation. "Adelphia" is the Greek word for "brothers," signifying the Rigas brothers' Greek heritage and business partnership. Although Gus sold his interest in Adelphia in 1983, another generation of Rigas brothers is now involved in the Company, making the name "Adelphia" as appropriate as ever.

Still headquartered in Coudersport, Adelphia, through its subsidiaries and affiliates, today serves over two million subscribers in 13 states. Primary geographical clusters are located in the suburbs of Buffalo, Pittsburgh and Philadelphia; in the Miami and West Palm Beach areas of Florida; in Ocean County, New Jersey; and in Massachusetts, Ohio, Michigan, Vermont and Virginia. Adelphia became a public company in 1986; however the Rigas family retains 80 percent stock ownership. Adelphia also has a subsidiary company, Hyperion Telecommunications, Inc., which provides competitive access and telephony services in partnership with Adelphia systems and other cable operators.

Mr. Rigas has served two separate terms on the Board of Directors of the National Cable Television Association, from approximately 1975 to 1981, and then from 1986 to the present. He is a member of the Board for C-Span, the Cable Advertising Board (CAB) and the Kaitz Foundation. A member of the Board of Directors of the Pennsylvania Cable Television Association for fifteen years, he served as President from 1969 through 1970. He is also a member of the NCTA Pioneers Club. He was inducted into the Hall of Fame of Broadcasting and Cable Magazine in November 1995.

Deeply committed to community needs, John Rigas has devoted much of his time to civic activities. He is a member of the Board of the Citizens Trust Company, a Coudersport bank, a position he has held since 1968, acting as Chairman since 1982. He served as Chairman of the Board for thirteen of his thirty year tenure as a Director of the Charles Cole Memorial Hospital in Coudersport. He is currently serving as Treasurer of the Board, and Chairman of the Finance and Physician Recruitment Committees. He is a former Trustee of Mansfield University in Mansfield, PA and of St. Bonaventure University in St. Bonaventure, NY (1984 to 1998). He has been a member of the Coudersport Rotary Club for over forty years, serving as Club President in 1969-70. He holds memberships in the Coudersport Chapter of the American Legion; F&AM Lodge 230, Wellsville, NY; the Coudersport Consistory; and the Jaffa Temple of Altoona, PA.

Mr. Rigas has received honorary doctorate degrees from St. Bonaventure University (1996), Clarion University (1997), and Gannon University (1998); the Thirty Third and Last Degree of the Ancient Accepted Scottish Rite of Freemasonry and Honorary Membership in the Supreme Council; the Benjamin Rush Award for service performed in the health field (1978); the Humanitarian Award from Chapel of the Four Chaplains of Valley Forge for his work on behalf of Pennsylvania veterans (1992); the American Hellenic Institute Award (1996); the Ellis Island Medal of Honor Award from the Ethnic Coalition of Organizations, Inc., an award recognizing professional and patriotic contributions and paying tribute to the immigrant experience (1998); the Renaissance Man-of-the-Year Award from the Buffalo Renaissance Foundation (1998); the National Fraternity of Phi Mu Delta Distinguished Alumni Chapter Award (1998); the RPI Entrepreneur-of-the-Year Award (September 1998); and the 1998 Spirit of Wellsville Award (Wellsville, NY, is Mr. Rigas' hometown). He has had athletic fields named after him in Coudersport, PA and Wellsville, NY.

Mr. Rigas resides in Coudersport with his wife, Doris. They have four children, three of whom - Michael, Timothy, and James - are actively involved in the management of Adelphia. The fourth, Ellen, resides in New York City, where she is pursuing a career in the field of entertainment.

PARTNERSHIP BOARD

BOARD OF NIAGARA FRONTIER HOCKEY MANAGEMENT CORP. - GENERAL PARTNER

- Chairman of the Board John J. Rigas
- Vice Chairman of the Board & Counsel Robert O. Swados
- Vice Chairman of the Board Robert E. Rich, Jr.
- Chief Executive Officer Timothy J. Rigas
- Director Michael J. Rigas
- Director James P. Rigas
- Director George Strawbridge, Jr.
- Director Seymour H. Knox, IV

PARTNERSHIP BOARD OF NIAGARA FRONTIER HOCKEY, L.P.

- (includes prior mentioned Executives and Directors)
- Edwin C. Andrews Richard W. Rupp
- Peter C. Andrews Howard T. Saperston, Jr.
- William C. Cox, III Paul A. Schoellkopf
- John B. Fisher Joseph T.J. Stewart
- George T. Gregory William H. Weeks
- John E. Houghton



TIMOTHY J. RIGAS
Chief Executive Officer



Timothy Rigas was named Chief Executive Officer of the Sabres on April 8, 1998. While serving in that capacity with the team, he maintains his role as Executive Vice President, Chief Financial Officer, Chief Accounting Officer, and Treasurer of Adelphia Cable Communications and its subsidiaries. He also owns the title of Vice Chairman and Chief Financial Officer of Hyperion Communications, an Adelphia subsidiary that has become a leading competitive local exchange carrier. One cable industry observer has described Timothy as "a real visionary, as creative in financing as anybody in the cable business."

Timothy first joined the constituent entities that became Adelphia in 1979 after graduating from the University of Pennsylvania's Wharton School with a B.S. Degree in Economics. When he joined Adelphia, the company had a total of 45,000 subscribers, and was generating \$7 million per year. Today, Adelphia boasts over two million subscribers and annual revenues exceeding \$750 million.

Timothy, John, Michael and James Rigas each own 25% of the controlling interest of the Buffalo Sabres.

In addition to his work with the Sabres and Adelphia, Timothy is also affiliated with the following organizations: the Pennsylvania Cable Association Legislative Implementations Committee, the Potter County Hospital Authority, the Coudersport Library Board, and the Coudersport Rotary Club.

Timothy, 42, is single and resides in Coudersport, PA.

MICHAEL J. RIGAS
Director



Michael Rigas is the Executive Vice President of Operations for Adelphia Cable Communications, and serves on the Board of Directors of Niagara Frontier Hockey Management Corporation. In his role with Adelphia, he oversees all cable television system operations at the corporate level and monitors compliance with federal, state and local laws and regulations.

He graduated from Harvard Law School after earning an undergraduate degree (Magna Cum Laude) in history from Harvard. Michael worked for the Washington D.C.-based law firm of Webster, Chamberlain, and Bean for one year before joining Adelphia in 1981.

Michael, John, Timothy and James Rigas each own 25% of the controlling interest of the Buffalo Sabres.

Like his father and his brothers, Michael works with a number of local and regional organizations, including: Cable Television Association (CATA), New York State Cable Television Association (where he serves as Chairman), National Cable Center and Museum, St. Bonaventure University, and Charles Cole Memorial Hospital.

Michael, 44, is single and resides in Coudersport, PA.

JAMES P. RIGAS
Director



James Rigas is the Executive Vice President of Strategic Planning at Adelphia, and sits on the Board of Directors of Niagara Frontier Hockey Management Corporation. In his role with Adelphia, James manages the engineering, marketing and customer service aspects of the company. He also plays a critical role in Adelphia's expansion into new lines of business. To that end, James is the Vice Chairman, CEO and Director of Hyperion Telecommunications, Inc., which is an Adelphia subsidiary that has become a leading competitive local exchange carrier.

After graduating Magna Cum Laude from Harvard, James attended Stanford University, where he earned a juris doctor degree and a master's degree in economics in 1984. He joined Adelphia in 1986 after serving for two years as a consultant with Bain & Co., a management consulting firm.

James, Michael, John and Timothy Rigas each own 25% of the controlling interest of the Buffalo Sabres.

James, 40, and his wife, Dr. Mary Ann Rigas, a pediatrician, are the parents of three children: Christopher Paul, 4; John Michael, 3; and Andrew James. They reside in Coudersport, PA.





RON BERTOVICH
Interim Vice President/Administration

Ron Bertovich was named Interim Vice President/Administration for the Buffalo Sabres and Marine Midland Arena on April 8, 1998. In his role with the Sabres, Ron oversees all day-to-day operations of the team in the areas of broadcast, ticket sales, marketing, sponsorship, amateur athletics, operations, and arena events.

Bertovich joins the team while also serving as the Vice President/General Manager of the Empire Sports Network, the television home of the Sabres. He was hired by the regional sports network on February 24, 1994 and was instrumental in the growth of the network, specifically in the area of live sports programming. Besides the 70-plus Buffalo Sabres regular season and playoff games, Empire's program line-up boasts live coverage of several professional sports from throughout Western and Central New York including teams from the American Hockey League, Triple-A baseball, the National Professional Soccer League, and the National Lacrosse League. The network also broadcasts a package featuring the NBA's Toronto Raptors in addition to over 150 college basketball and football games.

Ron also oversaw the introduction of FAN TV and the Empire Sports Report – interview and highlight shows which focus on regional sports stories and produce four hours of live programming each day.

On the affiliate side, the network subscriber base has tripled to its current total of 1.1 million subscribers throughout Western and Central New York during Bertovich's tenure. The staff kept pace with the network's growth, increasing from less than 20 full-time employees to its current level of 75.

Prior to joining the network, Ron served as the Commissioner of the Atlantic 10 Conference from 1986-1994. He was instrumental in creating a conference television package that increased exposure for the league's men's and women's basketball teams. Upon his departure, the conference was conducting championships and recognizing scholar-athletes in 18 sports.

Ron graduated from St. Francis (PA) College in 1976 with a degree in Business Management. He has also earned a master's degree in Industrial Relations from St. Francis, and a master's degree in athletic administration from Ohio State University. A native of Bentleyville, Pennsylvania, Ron and his wife Cheryl have two daughters: Meghan Lynn (12) and Kimberly Lynn (10). The Bertovich family resides in Getzville, New York.

EXECUTIVE DEPARTMENT



Kevin Billet
Senior Vice President/
Legal & Business Affairs



Seymour H. Knox IV
Vice President/
Corporate Relations



Christye Peterson
Vice President/Marketing



John Sinclair
Vice President/
Ticket Sales & Operations



DARCY REGIER
General Manager

Darcy Regier drew on all 20 years of his professional hockey experience to avoid early season controversies last year and manage the Sabres to their best playoff finish in 18 seasons. Hired as the team's General Manager on June 11, 1997, the former defenseman quietly, but effectively, put a coaching staff in place and fine-tuned the roster leading the way for the Sabres to finish among the NHL's final four teams.

After hiring Lindy Ruff as Head Coach last summer and working jointly with him in forming the coaching team (Mike Ramsey was hired as Assistant Coach and Don Lever was promoted to Associate Coach), Regier turned his attention toward improving the on-ice product. In a deal which received little fanfare but produced big results, he acquired defenseman Jason Woolley for a draft pick last September to help improve the team's power play. Woolley immediately sparked the unit, and finished the season as Buffalo's leading point-getter with the man-advantage. By acquiring Geoff Sanderson and Paul Kruse during the season, he succeeded in gaining a former 40-goal scorer and improving the size and grit of the hockey club. In March, he inked two-time MVP Dominik Hasek to a multi-year contract extension, preventing the goaltender from becoming an unrestricted free agent at the end of this season.

Prior to joining the Sabres, the 41-year old served in roles with the Islanders as: Director of Hockey Administration, Assistant Coach, and Assistant General Manager. While on Long Island, he supervised the club's amateur development, and saw their International Hockey League affiliate win back-to-back championships (Denver Grizzlies in 1994-95 and then, after moving to Salt Lake City, the Utah Grizzlies in '95-'96). Legendary Islanders' coach Al Arbour, along with Bill Torrey, who served in roles as General Manager, President, Chairman of the Board, and Consultant with New York, were significant contributors to Regier's career as a hockey administrator. Regier left the Islanders organization briefly in the 1991-92 season to serve as an assistant coach with the Hartford Whalers.

Born in Swift Current, Saskatchewan, he was the fifth choice (77th overall) of the California Golden Seals in the 1976 Amateur Draft. He appeared in 26 NHL games over the course of three seasons with the Cleveland Barons and the New York Islanders, totaling two assists and 35 PIM. Regier played parts of eight seasons of professional hockey, and was a member of three championship teams. In 1982, he was named a First Team All-Star with Indianapolis (IHL), where he eventually became associated with one of the people he considers an influence on his hockey life, current Detroit Red Wings Senior Vice President/Hockey Operations Jim Devellano, who was the team's GM.

During his playing career, Regier was involved in the early setup of the Professional Hockey Players' Association.

Darcy and his wife Katherine reside in Clarence with their three sons: Jonathan (17), Justin (13), and Jarrett (5).





LARRY CARRIERE
Assistant to the General Manager

Known as "The Hawk" during his playing days in Buffalo, Larry Carriere returns for his sixth season in the Sabres front office, his fourth in the position of Assistant to the General Manager. Larry works in a variety of roles, but his primary responsibilities are overseeing minor league operations and contracts, as well as professional player needs. He also serves as the Sabres representative on the American Hockey League Board of Governors.

Carriere works closely with developing Sabres players assigned to the team's minor league affiliates: the American Hockey League's Rochester Americans and the Broome County (Binghamton) Icemen of the United Hockey League. The Amerks have enjoyed many team and individual successes over the last few years, including the 1995-96 Calder Cup Championship. Last season, Vaclav Varada was promoted to Buffalo from Rochester and played a vital role in the team's playoff run, and players such as Erik Rasmussen, Jean-Luc Grand-Pierre, and Martin Biron may be poised to make similar jumps this year. Carriere's role with the Icemen should prove equally challenging considering this is their first season as a Sabres affiliate.

Prior to being named to his current position, Larry was the team's Director of Player Evaluation after serving as a scout for the Sabres in the Quebec region for eight years. He is also fluent in French.

The team's second round draft choice in 1972, Carriere played 206 games over two stints with the Sabres during his seven-year NHL career. Carriere's playing days with Buffalo ranged from the 1972-73 season through and including the 1974-75 campaign and the Sabres' appearance in the Stanley Cup Finals. Carriere was dealt to the Atlanta Flames before the start of the 1975-76 season and would go on to also play with Vancouver and Los Angeles before returning to Buffalo during the 1977-78 season. He appeared in 416 NHL games, recording 17 goals, 83 assists, 100 points, and 512 penalty minutes.

Carriere graduated from Loyola College in Montreal with a Bachelor of Commerce degree, with a major in Business Administration. He has also studied management at the University of Michigan. Larry his wife Suzanne live in Williamsville, New York. They have two grown children: Nicholas and Stephanie.



DON LUCE
Director of Player Personnel

Don Luce enters his twelfth season as the Buffalo Sabres Director of Player Personnel, where he oversees the team's 11-person scouting staff. Together they scout the NHL, IHL, AHL, and ECHL, as well as the Canadian junior leagues, American high schools and colleges, and European leagues. The staff's success over the years can be seen by the fact that nine of the 23 players on last year's team that went to the conference finals were drafted and developed by the Sabres.

Last spring, Luce and his staff received acknowledgment of their strong work when The Hockey News ranked the Sabres as having the second best group of prospects in the entire NHL. Included in this group were 1996 draftees Cory Sarich and Erik Rasmussen who were rated as the 11th and 12th best NHL-affiliated prospects respectively. Further evidence of the depth of the organization's young talent was found when six players participated in last year's World Junior Championships: Mika Noronen (1997 1st round), Henrik Tallinder (1997 2nd round), Maxim Afinogenov (1997 3rd round), Kamil Piros (1997 8th round), Cory Sarich (1996 2nd round), and Alexei Tezikov (1996 5th round). Noronen helped lead Finland to the gold medal, and was named to the All-Tournament Second Team.

Don first joined the Sabres' front office staff in 1984 when he worked for a year on special assignments and American scouting. In 1985-86, Don was an assistant coach, before taking on his current role in 1987. One of his major accomplishments was his instrumental role in bringing Alexander Mogilny to America in 1989.

A member of the Buffalo Sabres Hall of Fame, Luce originally became a Sabre as part of a trade with Detroit for Joe Daley in 1971. He spent almost 10 full seasons of his NHL career with Buffalo and ranked with Craig Ramsay as two of the league's best penalty-killers throughout the 1970's.

In 1974-75, Don enjoyed arguably his finest season helping the Sabres to the Stanley Cup Finals and establishing two team records which still stand to this day: eight short-handed goals in one season and an incredible +61 plus/minus ranking. He capped the year by being named the winner of the Bill Masterton Memorial Trophy which is given to the NHL player who best exemplifies the qualities of perseverance, sportsmanship, and dedication to hockey.

After a trade to Los Angeles in 1981, Luce went on to play one more season with Toronto before retiring. He appeared in a total of 894 NHL games, registering 225 goals, 328 assists, 553 points, and 364 PIM. Don still ranks in the top 10 with Buffalo in eight career leaders categories.

As a result of his many accomplishments on and off the ice, Don was honored with induction into the Greater Buffalo Sports Hall of Fame in September 1997. He and his wife Diane reside in Williamsville, New York. They have four grown children: Scott, Kim, Kelly, and Kristin.

LINDY RUFF
Head Coach



Unshaken by early-season unsigned free agents and off-ice controversy, Lindy Ruff showed the poise of a veteran head coach in leading the Sabres to the Eastern Conference Finals in his first year behind the bench. The conference finals appearance was the team's first since 1980, which ironically was Ruff's rookie year with the Sabres.

Hired as the 15th head coach in team history on July 21, 1997, Ruff achieved playoff successes his first year that none of his Sabres predecessors had ever experienced. The 1997-98 squad set a team record with an eight-game postseason winning streak, and tied the club mark with ten wins in a playoff year. Those performances were forecast by the team's second-half success when Buffalo recorded the NHL's best winning percentage (.640) after January 1, which included a 13-game unbeaten streak. A key to the second-half turnaround was Ruff's ability to increase the team's shots for from the previous season, while decreasing the shots against. The result was that last year's team outshot its opponents 26 times, as opposed to just 12 times the year before.

Ruff joined the Sabres as a second round (32nd overall) draft pick in 1979 following a distinguished career as a defenseman with Lethbridge (WHL). He made the team at his first training camp and went on to play 63 games for the Sabres during the 1979-80 season, a season which culminated in Ruff being named the team's rookie-of-the-year. Eighteen years later, Ruff still ranks fifth on the Sabres' all-time regular season list in penalty minutes (1,126) and is tied for tenth in games played (608). In 691 career NHL games, Lindy totaled 105 goals, 195 assists, 300 points, and 1,264 penalty minutes.

In his third season with Buffalo, Ruff was converted to left wing after having played defense throughout his junior career and his first two seasons as a pro. In November 1986, he received perhaps his greatest individual honor as a Sabre when he was named to replace Gil Perreault as team captain after the legend's retirement. Lindy continued to display leadership qualities as a player when he returned to defense in January 1987.

Ruff was traded to the Rangers in 1989, where he played two more seasons with New York before then-Rangers Head Coach Roger Neilson (who had also coached Lindy in Buffalo) advised him to consider coaching. Although disappointed in leaving the NHL, he pursued a role as a player/assistant coach with Rochester, Buffalo's affiliate in the AHL, in the 1991-92 season. Working with former Sabres teammate and then-Rochester Head Coach Don Lever, Ruff helped the young Amerks as a coach on the ice. Ruff took a similar role the following season with the IHL's San Diego Gulls, working under another former Sabres teammate (and current Ottawa GM), Rick Dudley.

When expansion hit the NHL again in the 1993-94 season, Head Coach Roger Neilson - the man who suggested Lindy pursue a career in coaching - tabbed Ruff as one of his assistants for the new Florida Panthers club. As the primary coach of the penalty-killing unit and defensemen, Ruff received accolades for his work with those groups. The over-achieving, hard-working Panthers went all the way to the Stanley Cup Finals in 1996, just their third season in existence.

Lindy and his wife Gaye have been married for 13 years and reside in Clarence with their four children: Brett (9), Eryn (7), and twins Brian and Madeleine (4). In the offseason, the Ruffs rent a cottage in Montana, where Lindy enjoys fishing, boating, and golfing.

HEAD COACHING RECORD

Season	Team	League	Regular Season					Playoffs		
			W	L	T	PTS	PCT	W	L	PCT
1997-98	Buffalo	NHL	36	29	17	89	.543	10	5	.667



ALL-TIME COACHING RECORDS OF THE SABRES

Coach	Games	Won	Lost	Tied	Pct.
Floyd Smith - 5/74 to 5/77	241	143	62	36	.668
Roger Neilson - 10/80 to 5/81	80	39	20	21	.618
Marcel Pronovost - 10/77 to 12/78	104	52	29	23	.611
Scott Bowman - 6/79 to 5/80, 10/81 to 12/81, 3/82 to 5/85, 1/86 to 11/86	404	210	134	60	.594
Billy Inglis - 12/78 to 6/79	56	28	18	10	.589
Lindy Ruff - 7/97 to 6/98	82	36	29	17	.543
Jim Roberts - 12/81 to 3/82	45	21	16	8	.555
Rick Dudley - 10/89 to 12/91	188	85	72	31	.535
John Muckler - 12/91 to 6/95	268	125	109	34	.530
Ted Sator - 12/86 to 4/89	207	96	89	22	.517
Ted Nolan - 7/95 to 5/97	164	73	72	19	.503
Jim Schoenfeld - 6/85 to 1/86	43	19	19	5	.500
Joe Crozier - 1/72 to 5/74	192	77	80	35	.492
Punch Imlach - 10/70 to 1/72	119	32	62	25	.378
Craig Ramsay - 11/86 to 12/86	21	4	15	2	.238

ALL-TIME COACHING RECORDS OF SABRES IN PLAYOFFS

Coach	Games	Won	Lost	Pct.
Lindy Ruff - 1998	15	10	5	.667
Scott Bowman - 1980, 1982, 1983, 1984, 1985	36	18	18	.500
Floyd Smith - 1975, 1976, 1977	32	16	16	.500
Roger Neilson - 1981	8	4	4	.500
Ted Nolan - 1997	12	5	7	.417
John Muckler - 1992, 1993, 1994, 1995	27	11	16	.407
Marcel Pronovost - 1978	8	3	5	.375
Rick Dudley - 1990, 1991	12	4	8	.333
Joe Crozier - 1973	6	2	4	.333
Billy Inglis - 1979	3	1	2	.333
Ted Sator - 1988, 1989	11	3	8	.273

SABRES FACT

The following people have served as assistant coaches for the Sabres:

Red Berenson - 1982-83 to 1983-84

Joe Crozier - 1984-85

*Don Lever - 1987-88 to 1989-90,
1992-93 to present*

Terry Martin - 1995-96

Roger Neilson - 1979-80

Nick Polano - 1981-82

Craig Ramsay - 1984-85 to 1986-87

Mike Ramsey - 1997-98 to present

Jim Roberts - 1979-80 to 1983-84

Barry Smith - 1985-86 to 1988-89

Ron Smith - 1980-81

Paul Theriault - 1996-97

John Tortorella - 1989-90 to 1994-95

John Van Boxmeer - 1990-91 to 1991-92

DON LEVER Associate Coach



Don Lever returns for his ninth season on the Sabres coaching staff, serving his second straight year as the team's Associate Coach. Lever was promoted to that position prior to the start of last season by Lindy Ruff who knew that Don's experience would prove invaluable to himself and rookie assistant coach Mike Ramsey. While being involved in all aspects of coaching, Don pays particular interest to the team's power play. Last year's Sabres team improved seven places in the power play rankings from the previous year, and, more impressively, finished second overall in the playoffs with a 18.0% success rate.

Lever originally became an assistant coach with Buffalo after his playing career as a left winger, then became the head coach of the AHL-affiliate Rochester Americans before returning to the NHL as an assistant for the 1992-93 season. A defensive specialist during his playing days, Lever has helped build a fast Sabre team which is also respected for its aggressive play.

Before reuniting on the Buffalo coaching staff, Don and Lindy Ruff were teammates on the Sabres for two seasons: 1985-86 and 1986-87. In fact, Ruff's first coaching experience came while serving as a player/assistant under Lever with the Amerks in 1991-92. Ruff represents the fifth head coach Lever has worked with as a Sabres' assistant coach, having also served with Ted Sator, Rick Dudley, John Muckler, and Ted Nolan.

In 1990-91, Lever's first season as coach of the Amerks, he earned AHL Coach of the Year honors after Rochester went to the Calder Cup finals following a league-best 45-26-9 regular season. Lever also played for Rochester in 1985-86 and 1986-87, winning the Calder Cup in the role of player-coach in his final pro season.

Don played his junior hockey in nearby Niagara Falls, Ontario. After scoring 126 points in 63 games for the OHL's Flyers, he was the first draft choice (and third pick overall) of the Vancouver Canucks in 1972. Don was traded to Atlanta in February 1980 after eight seasons with the Canucks, and moved with the Flames to Calgary that summer. He was dealt to Colorado in 1981, and again was a part of a franchise shift as the Rockies became the New Jersey Devils in 1982. The Sabres acquired his rights from the Devils on September 9, 1985, and he spent two seasons as a player in Buffalo's organization. In 1,020 NHL games, he accumulated 313 goals, 367 assists, 680 points, and 593 PIM.

Don and his wife Karen live in Amherst, New York with their three children: Michael (17), Sarah (15) and Caitlin (13).

MIKE RAMSEY Assistant Coach



When Sabres' Head Coach Lindy Ruff introduced Mike Ramsey as the team's new assistant coach on July 24, 1997, he said that Mike would be entrusted with "helping to build the defense into a strong unit." An NHL defenseman for 18 seasons, Ramsey seemed like a logical choice for the role, and he did not disappoint in his first year coaching with the team. Last season's edition of the Sabres established a franchise record with just 187 goals allowed.

Mike's impact was immediately evident by the fact that the top three players in the team's plus/minus rankings were all defensemen: Darryl Shannon (+26), Alexei Zhitnik (+19), and Mike Wilson (+13). "Rammer" also spent time working with the team's penalty killing unit which responded in the playoffs with a 90.0% success rate, the best mark in the league. For the record, the Sabres allowed just 9 goals in 90 postseason power plays against.

Of his 18 seasons in the league, 14 were spent with the Sabres (1979-80 -1992-93), including ten seasons with Lindy Ruff. In fact, Ramsey was Buffalo's first round pick in the 1979 NHL Entry Draft and Ruff was the team's second round pick that year.

The Minneapolis, Minnesota native enjoyed much success throughout his playing career, including participation in four NHL All-Star Games and Rendez-Vous '87. Perhaps his most memorable experience took place in 1980 when Mike was a member of the U.S. Olympic hockey team which upset the Soviet Union and subsequently won the gold medal.

Mike left the Sabres in a March 1993 trade to Pittsburgh (for Bob Errey) and eventually finished his career with the Detroit Red Wings. He went to the 1995 Stanley Cup Finals with Detroit and made a brief two-game comeback during the 1996-97 season before hanging up his skates. He still ranks third on the Sabres all-time regular season games played list with 911. In 1,070 career NHL games, Ramsey totaled 79 goals, 266 assists, 345 points, and 1,012 penalty minutes.

Mike owns a sporting goods store in his native Minnesota. He and his wife Jill have three children: Rachel (6), Hannah (5), and Jack (3).





DOUG McKENNEY Strength & Conditioning Coach

Doug McKenney returns for his fourth season on the Sabres' coaching staff. McKenney joined the Sabres in June 1995 after serving as the Hartford Whalers strength and conditioning coach for six years. He served in the same capacity for the Pittsburgh Penguins the four years prior.

McKenney, 39, began working with all rostered Sabres players on strength and conditioning programs after the July 1995 NHL Entry Draft in Edmonton and hasn't stopped since. His duties with the team include working on programs with both the NHL club and the AHL affiliate Rochester Americans, Sabres draft choices, as well as in conjunction with Buffalo's Director of Player Personnel Don Luce on potential draftees. He also works with a physical therapist and team doctors on the rehabilitation of all injured players.

Doug is most proud of the fact that since he's arrived in Buffalo the club's overall body fat level has dropped from 11.2% to 9%. The results of this improved conditioning can be seen in the team's man-games lost to injury which was just 115 last season, the lowest mark since 1981-82. Another area where the results of Doug's work can be found is in the team's third period performance, where last season the Sabres outscored their opponents 86-54. The 32-goal differential in the final stanza represented the NHL's largest margin.


Since it is difficult to conduct intense training during the season, McKenney places a special emphasis on teaching players nutrition. He has even developed recommended menus for local restaurants and chains, which players can consult to help make smart food choices. McKenney also utilizes computer software to analyze each player's food intake and make suggestions on how they can improve their diets. Before the players leave for the offseason, Doug, in conjunction with the hockey department, devises a conditioning manual and video tailored to each player's individual needs. For those players who remain in Buffalo, McKenney supervises their off-season conditioning and skating programs.

For the third straight summer, McKenney and Luce ran a mini-camp for the team's top prospects. This unique program consists of physical workouts as well as seminars in nutrition, understanding the media, drug and alcohol awareness, and other lifestyle instruction. Sixteen of the organization's top prospects participated in the six week program this past year.

A 1981 graduate of Springfield College, McKenney taught two years of physical education at Dover High School in New Hampshire and served on the coaching staff of the school's football team. He subsequently obtained his master's degree in exercise physiology at Mississippi State University.

Doug and his wife Suzanne reside in Hamburg, New York with their two children, sons Matthew (11) and Neil (9).

COACHING STAFF



Jim Corsi
Goaltender Coach



Jeff Holbrook
Administrative Assistant
Coach



Dennis Cole
Assistant Strength
Coach

SCOUTING DEPARTMENT



Jim Benning
Director of Amateur
Scouting



Terry Martin
Director of Pro
Scouting



David Volek
Director of
European
Amateur Scouting



Kevin Devine
Western Pro Scout



Frank Effinger
Eastern Pro Scout



Don Barrie
Ontario
Amateur Scout



Paul Merritt
New England
Amateur Scout



Mike Racicot
Quebec/Maritime
Amateur Scout



Rudy Migay
College/Junior
Amateur Scout



Darryl Plandowski
Western Amateur
Scout

SCOUTING (Cont.)



Bo Berglund
Sweden/Finland
Amateur Scout



Jim Pizzutelli
Head Trainer/Massage
Therapist



Rip Simonick
Equipment Manager



George Babcock
Assistant Equipment
Manager

TRAINERS/EQUIPMENT

MEDICAL STAFF



Dr. John Marzo
Club Doctor



Dr. John Butsch
Club Doctor Emeritus



Dr. Les Bisson
Orthopedic

Dr. Nicholas Aquino
Doctor

Dr. William Hartrich
Doctor
Not Pictured



Dr. Steve Jensen
Oral Surgeon



**Max Offenberger,
Ph.D.**
Team Psychologist



Dr. Daniel Yustin
Dentist



Joe Acquino
Physical Therapist

SABRES COMMUNICATIONS DEPARTMENT




MICHAEL GILBERT

Director of Communications

Michael Gilbert enters his second year as Sabres' Director of Communications after joining the team on September 2, 1997. Gilbert's history of success followed him to the Sabres, where for the second straight season, he was on a staff that was acknowledged with the Professional Hockey Writers Association's Dick Dillman Award for public relations achievement. Michael had also won the award the year before with the New Jersey Devils, where he served as the team's Director of Public Relations for two seasons. Before his move to the NHL, Michael was the Assistant Director of Public Relations for the NFL's Philadelphia Eagles for four years, assisting with the day-to-day operations of that team's PR department.

Michael's football background also includes stints as Assistant Director of Public Relations for the Raleigh-Durham Skyhawks of the WLAF (1990) and as a Graduate Assistant with the Buffalo Bills (1988-90). The move to the Sabres represented a homecoming for Gilbert, who grew up in the Buffalo suburb of Tonawanda. Michael graduated from Canisius College in Buffalo with degrees in Communications and History. He and his wife Amy reside in Amherst, NY.



GIL CHORBAJIAN

Media Relations Director

This season represents Gil's fifth full season with the Sabres, and fourth in his current role of Media Relations Director. He joined the team as a Graduate Assistant prior to the start of the 1994-95 season and was named to his present position at the conclusion of that year. Along with Michael and Bob, he was part of last year's staff which was recognized with the Professional Hockey Writers Association's Dick Dillman Award for public relations achievement. In Gil's role with the team, he serves as a liaison between the Sabres organization and the media. He is primarily responsible for arranging interviews, coordinating press conferences,

writing press releases and assisting in game-day operations. A native of Albany, New York, he graduated from Hamilton (NY) College with a major in English and a minor in mathematics. Gil received his master's degree in sport management in 1994 from the University of Massachusetts. He is single and resides in Orchard Park, NY.



BOB SCHRANZ

Director of Information

Bob enters his second season with the Sabres as the team's Director of Information. Prior to joining the Sabres, he served as Assistant Director of Media Relations for the NFL's Houston Oilers (1992-96). Bob and the Oilers' staff were recognized for their outstanding work in 1993, when the Professional Football Writers Association honored them with the Pete Rozelle Award for excellence in media relations. His football experience also includes a stint as a Graduate Assistant with the Buffalo Bills (1990-91). In his role with the Sabres, Bob oversees all publications, including the media guide, yearbook, team magazine and press notes. He additionally assists in the maintenance of the team's web site, and works as the Sabres' contact for the NHL's new real-time scoring system.


Along with Michael and Gil, he was part of the 1997-98 staff that was recognized with the Professional Hockey Writers Association's Dick Dillman Award for public relations achievement. Bob graduated from Buffalo State College in 1990 with a bachelor's degree in Public Communications, after receiving an associate's degree in Communications and Media Arts from Niagara County Community College. He resides in Hamburg, NY.

1998-99 COMMUNICATIONS DEPARTMENT

Graduate AssistantGregg Huller

InternsCarlos Bonafonte, Tim Darling, Scott Schranz, Kevin Wiles

The Players



Donald Audette 28

Right Wing



Born: September 23, 1969
Laval, Quebec
Height: 5'8" **Weight:** 184
Shoots: Right
Last Amateur Club: Laval (QMJHL)

HOW ACQUIRED: Buffalo's ninth-round draft choice (183rd overall) in 1989.

1997-98: Led Sabres in game-winning goals (5), multi-point games (11) and power-play goals (10)...Also first on team in goals (24) and third in points (44)...Wore captain's "C" for one game at Montreal (4/18) with Michael Peca out injured (knee)...Voted Sabres' nominee for 1997-98 Bill Masterton Memorial Trophy by local chapter of PHWA...Suffered concussion vs. Calgary (10/22) and placed on I.R. list (10/22)...Returned from I.R. vs. Washington (11/13) after missing seven games while recovering from concussion...Posted back-to-back multi-point games (1+1) at Boston (11/20) and (2+0, both on PP) vs. N.Y. Islanders (11/22)...Had at least one goal in three consecutive games (total of 4 goals: 1/1/20 at Bos. to 1/1/24 at Pit.)...Scored GTG in 3-3 contest vs. N.Y. Rangers (11/28)...Had Sabres' lone goal in 1-0 win vs. Montreal (12/19)...Scored on breakaway and had assist (on GWG) at Toronto (1/14)...Set up Jason Dawe's (R/LW) two goals (15 seconds apart) and scored again on breakaway for three-point night vs. Vancouver (1/15)...Recorded second three-point game of season (2+1=3) in 7-3 win at Tampa Bay (2/2)...Posted both Sabre goals (on PP) in 2-2 game vs. Pittsburgh (2/6)...Recorded goal (PP) and assist in 2-2 tie vs. Toronto (2/25)...Scored 11 seconds into third period for GWG in 2-0 victory at Calgary (3/24), moving past Pat LaFontaine (158) into sole possession of 12th on Sabres' all-time goal scoring list...Recorded two scores for 11th multi-point game of season in 4-0 win vs. Los Angeles (4/1)...Games missed due to injury: 7...Multi-point games: 11...Tied for Sabres' lead in points in **1998 playoffs** with 13 (Matthew Barnaby, 13)...Moved into sole possession or tied for tenth on Sabres' all-time lists for playoff games (48, 10th), goals (12, T-10th), assists (17, T-10th) and points (29, 10th)...Had three multi-point games...Assisted on Sabres' first score and on Geoff Sanderson's GWG in 3-2 OT win vs. Montreal (5/8)...Scored GWG as well as series-clinching goal in Game Four at Montreal (5/14), while adding assist (on PP)...Had eight-game point streak (3+7=10; 4/27 to 5/23), tying Sabres' longest point streak in one playoff year (8 by Dale Hawerchuk in 1993)...Streak also ranked as longest in NHL in 1998 playoffs.

CAREER: Enters 1998-99 12th on Sabres' all-time goal-scorers list with 164 (11th, Rick Seiling, 176), and seventh on Sabres' all-time list for power-play goals with 64 (T-5th, Danny Gare and Pat LaFontaine, 66)...**1996-97:** Tied with Michael Peca (C) for team lead with 24 road points (10+14=24)...Led Sabres in power-play goals (8)...Notched 200th career Sabre/NHL point (goal) vs. Toronto (11/21)...Saw action in 300th Sabre/NHL game vs. Chicago (1/20)...Had six-game point-scoring streak (3+4=7) end at Florida (3/22)...Passed Rene Robert vs. Pittsburgh (3/5) for sole possession of 10th place on team's all-time career leaders list in power-play goals...Recorded 100th Sabre/NHL assist vs. New Jersey (3/9)...Games missed due to injury: 9...Second on team with nine points (4+5=9) in 1997 playoffs...Had four-game point-scoring streak (3+1=4) end May 5...**1995-96:** Missed 48 games after undergoing surgery to reconstruct anterior cruciate ligament in right knee...Recorded second hat trick of career, scoring three second-period goals vs. San Jose (11/8)...**1994-95:** Finished tied for second in NHL in power-play goals (13) and tied for second in game-winning goals (7)...Recorded first NHL hat trick vs. Ottawa (3/30)...**1993-94:** Had career-best 16 power-play goals...Scored first short-handed goal of career at Montreal (10/9)...Recorded seven-game point streak (4+5=9; 1/27 to 2/8)...Scored game's only goal in 1-0 win vs. Montreal (4/8)...**1992-93:** Missed first 22 games (knee surgery)...Played in eight playoff games...**1991-92:** Won Fred T. Hunt Memorial Trophy as Sabres' Rookie of the Year...Seventh in points, third in goals and tied for first in power-play goals (5) among NHL rookies...Also set career best for goals in one season (31), tying for fourth on Sabres' one-season list of goals by rookie...Led team with six game-winning goals (2 in OT)...**1989-90:** Won Dudley "Red" Garrett Award as AHL's Rookie of the Year...**1988-89:** Won Guy Lafleur Trophy as league's MVP in playoffs.

PERSONAL: Donald and wife, Manon, are celebrity spokespersons for "First Night Buffalo" - association that promotes drug and alcohol-free events on New Year's Eve...Couple live in East Amherst with daughter, Katherine, and son, Daniel.



CAREER GAME HIGHS

Goals: 3 (3/30/95 vs. Ottawa; 11/8/95 vs. San Jose)
Assists: 3 (11/23/91 at Boston; 3/9/94 at Anaheim)
Points: 4 (11/8/95 vs. San Jose; 11/18/95 at New Jersey)
Penalty Minutes: 17, two times
Longest Point Streak: 7 games, 4+5=9 (1/27/94 to 2/8/94)

AUDETTE vs. NHL

Team	GP	G	A	TP	PIM
Anaheim	6	1	6	7	2
Boston	30	11	12	23	19
Calgary	11	4	4	8	21
Carolina	28	8	3	11	22
Chicago	10	4	4	8	20
Colorado	18	7	4	11	13
Dallas	9	1	5	6	4
Detroit	9	3	2	5	10
Edmonton	9	0	2	2	19
Florida	13	12	3	15	6
Los Angeles	11	7	2	9	8
Montreal	32	16	9	25	31
New Jersey	22	7	10	17	6
N.Y. Islanders	24	14	4	18	10
N.Y. Rangers	21	6	7	13	12
Ottawa	27	14	7	21	22
Philadelphia	18	5	6	11	8
Phoenix	10	3	5	8	11
Pittsburgh	28	9	4	13	14
San Jose	10	10	3	13	10
St. Louis	10	3	3	6	21
Tampa Bay	16	5	6	11	10
Toronto	8	7	3	10	10
Vancouver	10	4	5	9	4
Washington	19	3	6	9	10
NHL Totals	409	164	125	289	323



REGULAR SEASON

PLAYOFFS

Season	Team	League	GP	G	A	TP	+/-	PIM	PP	SH	GW	GT	S	S%	GP	G	A	TP	PIM
1986-87	Laval	QMJHL	66	17	22	39	--	36	--	--	--	--	--	--	14	2	6	8	10
1987-88	Laval	QMJHL	63	48	61	109	--	56	--	--	--	--	--	--	14	7	12	19	20
1988-89	Laval	QMJHL	70	76	85	161	--	123	--	--	--	--	--	--	17	17	12	29	43
1989-90	Rochester	AHL	70	42	46	88	20	78	15	0	5	0	249	16.9	15	9	8	17	29
	Buffalo	NHL	--	--	--	--	--	--	--	--	--	--	--	--	2	0	0	0	0
1990-91	Buffalo	NHL	8	4	3	7	-1	4	2	0	1	0	17	23.5	--	--	--	--	--
	Rochester	AHL	5	4	0	4	--	2	3	0	1	0	18	22.2	--	--	--	--	--
1991-92	Buffalo	NHL	63	31	17	48	-1	75	5	0	6	1	153	20.3	--	--	--	--	--
1992-93	Buffalo	NHL	44	12	7	19	-8	51	2	0	0	0	92	13.0	8	2	2	4	6
	Rochester	AHL	6	8	4	12	7	10	3	0	2	0	28	28.6	--	--	--	--	--
1992-94	Buffalo	NHL	77	29	30	59	2	41	16	1	4	0	207	14.0	7	0	1	1	6
1994-95	Buffalo	NHL	46	24	13	37	-3	27	13	0	7	0	124	19.4	5	1	1	2	4
1995-96	Buffalo	NHL	23	12	13	25	0	18	8	0	1	0	92	13.0	--	--	--	--	--
1996-97	Buffalo	NHL	73	28	22	50	-6	48	8	0	5	1	182	15.4	11	4	5	9	6
1997-98	Buffalo	NHL	75	24	20	44	10	59	10	0	5	1	198	12.1	15	5	8	13	10
	NHL Totals		409	164	125	289	-7	323	64	1	29	3	1065	15.4	48	12	17	29	32
	Sabre Totals		409	164	125	289	-7	323	64	1	29	3	1065	15.4	48	12	17	29	32

Multi-Point Games: 2 (1990-91), 16 (1991-92), 3 (1992-93), 11 (1993-94), 7 (1994-95), 5 (1995-96), 12 (1996-97), 11 (1997-98), Total: 67



Matthew Barnaby 36 Right Wing



Born: May 4, 1973
Ottawa, Ontario
Height: 6'0" **Weight:** 188
Shoots: Left
Last Amateur Club: Victoriaville (QMJHL)

HOW ACQUIRED: Fourth-round draft choice (83rd overall) of Sabres in 1992.

1997-98: Led Sabres in penalty minutes (289)...Had pair of assists vs. Capitals (10/9) for first multi-point game of season...Returned to action at Phoenix (10/26) after missing five games (starting 10/11 at N.J.) due to sternum injury (suffered at practice, 10/10)...Scored goal with 15 seconds left in overtime vs. Carolina (12/12), marking first OT goal of career...Had four-game point streak (1+3=4) snapped at Philadelphia (1/20)...Streak tied for longest of career (had 4-game streak in 1995-96)...Recorded goal and assist in 4-1 win vs. Tampa Bay (1/23)...Missed 2-2 tie vs. Boston (2/4) with shoulder strain...Recorded 100th Sabre/NHL point on second of two assists vs. N.Y. Islanders (3/6)...Assisted on three-of-five Sabre goals scored in third period of 5-2 win at Vancouver (3/26), setting career high for assists in game (prev. best: 2 several times)...Was fourth multi-point performance of season and 20th of career...Games missed due to injury: 6...Multi-point games: 4...Led Sabres in goals (7) and tied for first in points (13) in **1998 playoffs**...Dating back to 1997 playoffs, had point (1+6=7) in seven straight playoff games (all against Flyers; 5/9/97 to 5/1/98)...Recorded four-point performance (3+1=4) in 6-3 win in Game Two vs. Montreal (5/10), including first hat trick of NHL career (regular or postseason)...With game tied 3-3 in second, scored final three goals of game (consecutive and uninterrupted), including last into empty net...Became fifth Sabre player to record three-or-more goals in one playoff game...Was first multi-point game of postseason career...Credited with power-play goal at 19:03 of third period to tie Game Two (at 2-2) at Washington (5/25) and send contest into OT...Was first time Sabre tied playoff game in final minute since Yuri Khmylev's goal with 10 seconds left vs. Montreal in 1993 (5/8).

CAREER: Enters 1998-99 sixth on Sabres' all-time list for career penalty minutes with 1,105 (5th, Lindy Ruff, 1,126)...**1996-97:** Tied for second on team in road goals (10)...Set personal highs for goals, assists and points in season...Recorded 19 points in 19 games (11/21 to 12/31)...Notched two goals and two assists vs. Toronto (11/21), representing personal high for points in one game and tying personal high for goals in one game...Played 200th Sabre/NHL game at Chicago (3/30)...Games missed to injury: 7...In playoff action, assisted on Derek Plante's game-winning overtime goal in Game Seven vs. Ottawa (4/29)...Returned to lineup April 25 after missing previous ten games (including last six in regular season) with sprained left knee...**1995-96:** Led NHL in penalty minutes, representing first time Sabre recorded 300-or-more penalty minutes in one season since 1991-92 (three players)...Had four-game point scoring streak (2+3=5; 12/22 vs. Bos. to 12/27 vs. Ott.)...**1994-95:** Second on Sabres in penalty minutes (116) despite playing in only 23 games...**1993-94:** Penalty minute total (106) still ranks eighth on Sabres' one-season list for rookies...Registered first Sabre/NHL assist at Montreal (10/9)...Won Amerks' Most Popular Player Award...**1992-93:** Made NHL debut in Buffalo's last two regular season games and appeared in one playoff game that spring...Scored first Sabre/NHL goal in second Sabre/NHL game (on PP) vs. Philadelphia (4/15)...Led QMJHL in penalty minutes for second consecutive season.

PERSONAL: Matthew and wife, Christine, reside in Getzville with son, Matthew Joseph...Works with ex-Buffalo Bills quarterback Jim Kelly at Cradle Beach Camp - summer camp for terminally-ill children...Also affiliated with Juvenile Diabetes Foundation and Multiple Sclerosis Society...Speaks both English and French...Agreed to terms on new contract on October 19, 1996.

CAREER GAME HIGHS

Goals: 2, four times
Assists: 3 (3/26/98 at Vancouver)
Points: 4 (11/21/96 vs. Toronto)
Penalty Minutes: 34 (12/15/97 at Dallas)
Longest Point Streak: 4 games, two times

BARNABY vs. NHL

Team	GP	G	A	TP	PIM
Anaheim	7	2	1	3	50
Boston	18	3	7	10	43
Calgary	4	2	0	2	16
Carolina	19	5	6	11	61
Chicago	6	0	0	0	24
Colorado	11	1	0	1	32
Dallas	8	1	1	2	55
Detroit	6	1	2	3	12
Edmonton	5	2	0	2	16
Florida	16	1	1	2	70
Los Angeles	6	1	2	3	13
Montreal	22	3	3	6	76
New Jersey	13	0	2	2	70
N.Y. Islanders	13	1	5	6	65
N.Y. Rangers	15	0	4	4	44
Ottawa	15	3	4	7	40
Philadelphia	14	5	2	7	116
Phoenix	6	0	2	2	18
Pittsburgh	21	3	4	7	88
San Jose	6	1	3	4	38
St. Louis	7	0	2	2	4
Tampa Bay	12	5	4	9	65
Toronto	7	2	3	5	33
Vancouver	5	1	4	5	35
Washington	11	0	3	3	21
NHL Totals	273	43	65	108	1105



Matthew Barnaby

The Players

REGULAR SEASON

PLAYOFFS

Season	Team	League	REGULAR SEASON											PLAYOFFS						
			GP	G	A	TP	+/-	PIM	PP	SH	GW	GT	S	%	GP	G	A	TP	PIM	
1990-91	Beaumont	QMJHL	52	9	5	14	--	262	--	--	--	--	--	--	--	--	--	--	--	--
1991-92	Beaumont	QMJHL	63	29	37	66	--	476	--	--	--	--	--	--	--	--	--	--	--	--
1992-93	Victoriaville	QMJHL	65	44	67	111	--	448	--	--	--	--	--	--	6	2	4	6	44	
	Buffalo	NHL	2	1	0	1	0	10	1	0	0	0	8	12.5	1	0	1	1	4	
1993-94	Buffalo	NHL	35	2	4	6	-7	106	1	0	0	0	13	15.4	3	0	0	0	17	
	Rochester	AHL	42	10	32	42	-8	153	6	0	0	0	72	13.9	--	--	--	--	--	
1994-95	Buffalo	NHL	23	1	1	2	-2	116	0	0	0	0	27	3.7	--	--	--	--	--	
	Rochester	AHL	56	21	29	50	7	274	6	0	1	0	116	18.1	--	--	--	--	--	
1995-96	Buffalo	NHL	73	15	16	31	-2	335	0	0	0	0	131	11.5	--	--	--	--	--	
1996-97	Buffalo	NHL	68	19	24	43	16	249	2	0	1	0	121	15.7	8	0	4	4	36	
1997-98	Buffalo	NHL	72	5	20	25	8	289	0	0	2	0	96	5.2	15	7	6	13	22	
	NHL Totals		273	43	65	108	13	1105	4	0	3	0	396	10.9	27	7	11	18	79	
	Sabre Totals		273	43	65	108	13	1105	4	0	3	0	396	10.9	27	7	11	18	79	

Multi-Point Games: 0 (1992-93), 0 (1993-94), 0 (1994-95), 5 (1995-96), 11 (1996-97), 4 (1997-98), Total: 20



Curtis Brown

37

Center/Left Wing



Born: February 12, 1976
 Unity, Saskatchewan
Height: 6'0" **Weight:** 190
Shoots: Left
Last Amateur Club: Prince Albert (WHL)

HOW ACQUIRED: Buffalo's second-round choice (43rd overall) in 1994 NHL Entry Draft.

1997-98: More than doubled career output (5+4=9 over first three seasons) with 12 goals and 12 assists...Was even or plus in 43-game span (in games played from 12/12 vs. Car. to 4/13 vs. Phi.), and was +17 over that time frame...Recorded first multi-goal game of career with two at Colorado (10/28)...Saw first action of season at center vs. N.Y. Rangers (12/26)...Posted goal in third period at Anaheim (1/7) to tie game at 2-2 (Sabres eventually won 3-2)...Scored game winner just 26 seconds after Hurricanes tied game (in 2nd per.) in 2-1 decision vs. Carolina (1/21)...Netted Sabres' first score and assisted on deciding goal in 5-4 win vs. Boston (4/3)...Was fourth multi-point contest of career while tying personal single-game best of two points (1+1=2 vs. N.J. 5/3/95; 1+1=2 at St.L. 11/1/96; 2+0=2 at Col. 10/28/97)...Scored game-winning goal at 15:50 of third period (just 44 seconds after Donald Audette tied game) in 2-1 victory vs. Montreal (4/10)...Finished Sabres' second comeback in as many nights by scoring game-tying goal (at 17:09 of 3rd per.) off misplayed puck by Damian Rhodes (G) in 4-4 game at Ottawa (4/11)...Marked first GTG of career...Recorded first short-handed goal of career with six seconds left in first period vs. Philadelphia (4/13), tying game that Sabres eventually won 2-1...Had four-game point streak (3+1=4) from vs. Carolina (4/8) to vs. Philadelphia (4/13), including goal in each of last three games of streak...Point streak (prev. long: 1+2=3 over 3 games, 1/10/98 to 1/15/98) and goal streak (prev. long: 2 over 2 games - twice, 11/26/96 to 11/27/96 & 4/1/98 to 4/3/98) marked career longs...Games missed due to injury: 0...Multi-point games: 2...During **1998 playoffs**, played in first postseason game of career at Philadelphia (4/22)...Recorded first points of playoff career with two assists in 6-3 win vs. Montreal (5/10), including one on deciding goal...Scored first goal of post-season career (on PP) in 5-4 double-OT win in Game Three at Montreal (5/12).

CAREER: 1996-97: Appeared in all of Sabres' first 28 games before being reassigned to Rochester for remainder of season...Recorded all seven of points (4+3=7) on road, where Brown was also +7...Scored game-winning goal (first of career) in Sabres' 4-2 win at St. Louis (11/1)...Named Bauer AHL Rookie of Month for March (15 GP, 8+11=19)...In regular season, finished third among Amerks in plus/minus (+17) and fourth in power-play goals (7)...Nine points (4+5=9) ranked him third on Amerks in playoff scoring...**1995-96:** Played for Calder Cup Champion Rochester Americans following final season in junior hockey...Represented Team Canada at 1996 World Junior Championships...**1994-95:** Made NHL debut in regular season finale vs. New Jersey (5/3), recording first NHL goal, assist, point(s), and multi-point game...Named to WHL East All-Star First Team...Led Moose Jaw in scoring.

PERSONAL: Single...Signed multi-year deal with Sabres on Oct. 5, 1995.

CAREER GAME HIGHS

Goals: 2 (10/28/97 at Colorado)
Assists: 1, several times
Points: 2, four times
Penalty Minutes: 4, several times
Longest Point Streak: 4 games, 3+1=4 (4/8/98 to 4/13/98)

BROWN vs. NHL

Team	GP	G	A	TP	PIM
Anaheim	4	1	0	1	0
Boston	6	1	1	2	6
Calgary	2	1	0	1	0
Carolina	8	1	1	2	2
Chicago	1	0	0	0	4
Colorado	4	2	0	2	2
Dallas	3	0	1	1	2
Detroit	2	0	0	0	0
Edmonton	4	1	0	1	0
Florida	6	1	2	3	4
Los Angeles	2	1	0	1	0
Montreal	5	1	1	2	2
New Jersey	5	1	2	3	2
N.Y. Islanders	4	0	0	0	4
N.Y. Rangers	5	0	1	1	2
Ottawa	6	1	0	1	2
Philadelphia	5	1	0	1	0
Phoenix	1	0	0	0	2
Pittsburgh	6	1	0	1	4
San Jose	2	0	1	1	2
St. Louis	2	1	1	2	6
Tampa Bay	3	1	1	2	2
Toronto	4	1	1	2	4
Vancouver	3	0	2	2	2
Washington	3	0	1	1	0
NHL Totals	96	17	16	33	54



REGULAR SEASON

PLAYOFFS

Season	Team	League	GP	G	A	TP	+/-	PIM	PP	SH	GW	GT	S	%	GP	G	A	TP	PIM
1992-93	Moose Jaw	WHL	71	13	16	29	-	30	-	-	-	-	-	-	-	-	-	-	-
1993-94	Moose Jaw	WHL	72	27	38	65	-	82	-	-	-	-	-	-	-	-	-	-	-
1994-95	Moose Jaw	WHL	70	51	53	104	-	63	-	-	-	-	-	-	10	8	7	15	20
	Buffalo	NHL	1	1	1	2	2	2	0	0	0	0	4	25.0	-	-	-	-	-
1995-96	Moose Jaw	WHL	25	20	18	38	-	30	-	-	-	-	-	-	-	-	-	-	-
	Canada	WJCA	5	0	1	1	-	2	-	-	-	-	-	-	-	-	-	-	-
	Prince Albert	WHL	19	12	21	33	-	8	-	-	-	-	-	-	18	10	15	25	18
	Buffalo	NHL	4	0	0	0	0	0	0	0	0	0	1	0.0	-	-	-	-	-
	Rochester	AHL	-	-	-	-	-	-	-	-	-	-	-	-	12	0	1	1	2
1996-97	Buffalo	NHL	28	4	3	7	4	18	0	0	1	0	31	12.9	-	-	-	-	-
	Rochester	AHL	51	22	21	43	17	30	7	0	3	0	137	16.1	10	4	6	10	4
1997-98	Buffalo	NHL	63	12	12	24	11	34	1	1	2	1	91	13.2	13	1	2	3	10
	NHL Totals		96	17	16	33	17	54	1	1	3	1	127	13.4	13	1	2	3	10
	Sabre Totals		96	17	16	33	17	54	1	1	3	1	127	13.4	13	1	2	3	10

Multi-Point Games: 1 (1994-95), 0 (1995-96), 1 (1996-97), 2 (1997-98), Total: 4



Randy Cunneyworth 15

Left Wing



Born: May 10, 1961
 Etobicoke, Ontario
Height: 6'0" **Weight:** 198
Shoots: Left
Last Amateur Club: Ottawa (OHA)

HOW ACQUIRED: Agreed to terms on free-agent contract with Sabres on August 27, 1998.

1997-98: Played in fourth season with Ottawa Senators...Saw action in 800th NHL game at Philadelphia (11/11)...Reached 400-point mark for career with three assists at Philadelphia (10/3)...Added two assists at Washington (12/27) and another pair at N.Y. Rangers (3/25)...Was named game's first star three times during season...Multi-point games: 3...Games missed due to injury: 2...Saw action in six games with Ottawa in **1998 playoffs**.

CAREER: Served as Ottawa Senators' captain from 1994-95 to 1997-98...**1996-97:** Appeared in 104 consecutive games from 12/18/95 to 2/9/97...Missed game at N.Y. Islanders (2/11) with sore back, and five more games with fractured cheekbone (suffered 2/28 vs. N.Y.I.)...Recorded 200th NHL assist vs. Hartford (12/28)...Registered seven two-point games and one three-point game (1+2=3; 1/15 vs. Wsh.)...Recorded goal and assist in 1997 playoff series vs. Buffalo...**1995-96:** Tied for third on team in scoring with 36 points (17+19)...Played in 700th NHL game vs. Florida (4/3)...Reached 1,000 career penalty minutes in game at Hartford (11/15)...**1994-95:** Appeared in 600th NHL game vs. Philadelphia (3/16)...Senators' nominee for King Clancy Award (Leadership and Dedication to game)...Signed as free agent by Ottawa (7/15/94)...**1993-94:** Traded by Hartford Whalers with Gary Suter and third-round choice in 1995 Entry Draft (later traded to Vancouver where Canucks selected Larry Courville) to Chicago for Frantisek Kucera and Jocelyn Lemieux (3/11/94)...Played in 500th NHL game vs. Chicago (10/14)...**1992-93:** Had minor penalty in nine straight games (11/25 through 12/12)...**1991-92:** Missed 30 games with ankle injury...**1990-91:** Missed 40 games with broken leg...**1989-90:** Traded by Winnipeg to Hartford for Paul MacDermid (12/13/89)...Traded by Pittsburgh with Rick Tabaracci and Dave McLlwain to Winnipeg for Jim Kyte, Andrew McBain and Randy Gilhen (1/17/89)...**1985-86:** Traded by Buffalo with Mike Moller to Pittsburgh for Pat Hughes (10/4/85)...**1982-83:** Won Calder Cup with Rochester Americans in 1983...**1981-82:** Registered first Sabre/NHL assist vs. Washington (10/7)...Scored first Sabre/NHL goal against Steve Weeks at N.Y. Rangers (11/11)...**1980-81:** Played in first NHL game with Sabres at Boston (3/1)...Sabres' eight-round draft pick (167th overall) in 1980 NHL Entry Draft.

PERSONAL: Randy and wife, Jenny, have two children, Gregory and Cameron...Family maintains residence year-round in Pittford, New York.

CAREER GAME HIGHS

Goals: 4 (3/3/87 at Quebec)
Assists: 4 (1/10/88 at Detroit)
Points: 4, five times (last, 2/26/96 at St. Louis)
Penalty Minutes: 27 (2/11/89 at Quebec; 12/4/93 vs. Pittsburgh)
Longest Point Streak: 7 games, 5+7=12 (11/25/87 to 12/11/87)

CUNNEYWORTH VS. NHL

Team	GP	G	A	TP	PIM
Anaheim	6	1	0	1	12
Boston	53	4	6	10	97
Buffalo	49	7	11	18	89
Calgary	28	4	7	11	23
Carolina	35	8	11	19	41
Chicago	26	8	2	10	42
Colorado	41	12	12	24	71
Dallas	23	4	7	11	37
Detroit	25	7	10	17	11
Edmonton	24	2	7	9	11
Florida	18	1	0	1	21
Los Angeles	24	8	8	16	17
Montreal	54	13	13	26	83
New Jersey	52	10	8	18	86
N.Y. Islanders	53	19	18	37	97
N.Y. Rangers	53	16	16	32	91
Ottawa	10	3	3	6	14
Philadelphia	51	13	13	26	95
Phoenix	23	2	7	9	17
Pittsburgh	34	7	6	13	112
San Jose	10	1	0	1	18
St. Louis	31	6	12	18	30
Tampa Bay	19	6	3	9	30
Toronto	29	2	12	14	23
Vancouver	27	2	10	12	36
Washington	54	21	21	42	76
NHL Totals	852	187	223	410	1280



Randy Cunneyworth

The Players

REGULAR SEASON

PLAYOFFS

Season	Team	League	GP	G	A	TP	+/-	PIM	PP	SH	GW	GT	S	%	GP	G	A	TP	PIM
1979-80	Ottawa	OHA	63	16	25	41	-	145	--	--	--	--	--	--	11	0	1	1	13
1980-81	Buffalo	NHL	1	0	0	0	0	2	0	0	0	0	1	0.0	--	--	--	--	--
	Rochester	AHL	1	0	1	--	--	2	--	--	--	--	--	--	15	5	8	13	35
1981-82	Ottawa	OHA	67	54	74	128	--	240	--	--	--	--	--	--	9	4	0	4	30
	Buffalo	NHL	20	2	4	6	-3	47	0	0	0	0	33	6.1	16	4	4	8	35
	Rochester	AHL	57	12	15	27	--	86	--	--	--	--	--	--	17	5	5	10	55
1982-83	Rochester	AHL	78	23	33	56	--	111	--	--	--	--	--	--	5	2	1	3	16
1983-84	Rochester	AHL	54	18	17	35	--	85	--	--	--	--	--	--	17	5	5	10	55
1984-85	Rochester	AHL	72	30	38	68	--	148	--	--	--	--	--	--	5	2	1	3	16
1985-86	Pittsburgh	NHL	75	15	30	45	12	74	2	2	2	0	134	11.2	--	--	--	--	--
1986-87	Pittsburgh	NHL	79	26	27	53	14	142	3	2	5	0	169	15.4	--	--	--	--	--
1987-88	Pittsburgh	NHL	71	35	39	74	13	141	14	0	6	0	229	15.3	--	--	--	--	--
1988-89	Pittsburgh	NHL	70	25	19	44	-22	156	10	0	1	0	163	15.3	11	3	5	8	26
1989-90	Winnipeg	NHL	28	5	6	11	-7	34	2	0	1	0	51	9.8	4	0	0	0	2
	Hartford	NHL	43	9	9	18	-4	41	2	0	1	0	70	12.9	1	0	0	0	0
	Hartford	NHL	32	9	5	14	-6	49	0	0	1	0	56	16.1	4	0	0	0	0
1990-91	Springfield	AHL	2	0	0	0	--	5	--	--	--	--	--	--	--	--	--	--	--
1991-92	Hartford	NHL	39	7	10	17	-5	71	0	0	1	0	63	11.1	7	3	0	3	9
1992-93	Hartford	NHL	39	5	4	9	-1	63	0	0	1	1	47	10.6	--	--	--	--	--
1993-94	Hartford	NHL	63	9	8	17	-2	87	0	1	1	0	121	7.4	--	--	--	--	--
	Chicago	NHL	16	4	3	7	1	13	0	0	1	0	33	12.1	6	0	0	0	8
1994-95	Ottawa	NHL	48	5	5	10	-19	68	2	0	0	2	71	7.0	--	--	--	--	--
1995-96	Ottawa	NHL	81	17	19	36	-31	130	4	0	2	0	142	12.0	--	--	--	--	--
1996-97	Ottawa	NHL	76	12	24	36	-7	99	6	0	3	0	115	10.4	7	1	1	2	10
1997-98	Ottawa	NHL	71	2	11	13	-14	63	1	0	0	0	81	2.5	6	0	1	1	6
NHL Totals			852	187	223	410	-81	1280	46	5	26	0	1579	11.8	42	7	7	14	61
Sabre Totals			21	2	4	6	-3	49	0	0	0	0	34	5.9	--	--	--	--	--
Multi-Point Games:	0 (1980-81), 0 (1981-82), 81 (1985-86 to 1996-97), 3 (1997-98), Total: 84																		



Michal Grosek

18

Left Wing



Born: June 1, 1975
Vyskov, Czech Republic
Height: 6'2" **Weight:** 207
Shoots: Right
Last Amateur Club: Tacoma (WHL)

HOW ACQUIRED: Acquired by Buffalo along with Darryl Shannon on February 15, 1996, from Winnipeg in exchange for Craig Muni and first-round draft pick in 1996 (Daniel Briere).

...Draft pick Muni and first-round draft pick in 1996 (Daniel Briere)...Draft pick sent in trade was originally acquired in three-team trade in November, 1995, involving Buffalo, San Jose and Philadelphia.

1997-98: Had six-game point streak (2+4=6), vs. Washington (10/9) to vs. Calgary (10/22), which set personal-best point streak of career, surpassing four-game stretch from 1995-96 season (4+3=7; 2/23/96 vs. Phil. to 3/1/96 at N.Y.R.)...Scratched at Florida (11/1) and had streak of consecutive games played snapped at 95...Played in 150th NHL game and recorded goal vs. New Jersey (11/15)...First multi-point game of season was goal and assist vs. Rangers (12/26)...Also had goal and assist vs. Tampa Bay (1/23)...Netted tying goal in third period of 2-1 comeback win at Montreal (3/7)...Scored game-winning goal at 2:25 of third period in 2-1 victory vs. Philadelphia (4/13), marking first GWG of season (5th of career)...Games missed due to injury: 0...Multi-point games: 2...With three game-winning goals in **1998 playoffs**, tied Rene Robert's (RW) Sabre mark for most GWG in one playoff year (3 in 1975)...Dating back to 1997 postseason, scored at least one goal (total pts.: 5+1=6) in five-consecutive playoff games (all against Flyers - 5/9/97 to 4/27/98)...Recorded series-winning goal (on PP) at 5:40 of overtime in 3-2 win in Game Five at Philadelphia (5/1).

CAREER: 1996-97: One of just four Sabres to appear in all regular season and playoff games...Led team with +20 mark at home...Second on team with +25 for season...Sabres' Met Life Player of the Month for December (13 GP, 5+6=11, +6)...Registered first NHL hat trick vs. Vancouver (12/4)...Played in 100th career-NHL game vs. Pittsburgh (1/29)...Scored point (assist) in first career playoff game vs. Ottawa (4/17)...Registered first career multi-point game (1+1=2) of playoffs at Philadelphia (5/9)...**1995-96:** Played first game as Sabre vs. New Jersey (2/16)...Recorded first goal, assist, game-winning goal and multi-point game as Sabre vs. Philadelphia (2/23)...**1994-95:** Posted first assist of NHL career at Calgary (2/6)...Scored game-winning goal in 7-4 win at Dallas (2/13)...Sent to Springfield (AHL) and recalled several times during March...Suffered fractured foot in practice (4/7) and missed remainder of Jets' regular season...**1993-94:** Made NHL debut (for Winnipeg) at Toronto (4/10)...Scored first NHL goal at Washington (4/12)...Winnipeg's sixth-round choice (145th overall) in 1993 NHL Entry Draft.

PERSONAL: Married to Bridget...Signed multi-year contract with Sabres on September 12, 1997.

CAREER GAME HIGHS

Goals: 3 (12/4/96 vs. Vancouver)
Assists: 2, four times
Points: 3 (2/25/96 vs. Florida; 12/4/96 vs. Vancouver)
Penalty Minutes: 15 (3/17/97 vs. Boston)
Longest Point Streak: 6 games, 2+4=6 (10/9/97 to 10/22/97)

GROSEK vs. NHL

Team	GP	G	A	TP	PIM
Anaheim	6	0	0	0	6
Boston	11	6	1	7	32
Calgary	7	0	2	2	21
Carolina	13	1	3	4	9
Chicago	7	0	1	1	4
Colorado	4	0	0	0	0
Dallas	6	1	0	1	4
Detroit	6	0	1	1	0
Edmonton	4	0	1	1	0
Florida	8	2	3	5	16
Los Angeles	6	1	1	2	6
Montreal	12	1	3	4	10
New Jersey	9	2	1	3	2
N.Y. Islanders	8	1	3	4	9
N.Y. Rangers	8	3	3	6	7
Ottawa	11	0	4	4	6
Philadelphia	9	3	4	7	8
Phoenix	4	1	0	1	6
Pittsburgh	13	1	1	2	10
San Jose	8	2	0	2	4
St. Louis	7	0	2	2	7
Tampa Bay	8	1	3	4	2
Toronto	7	2	2	4	4
Vancouver	7	3	2	5	2
Washington	10	3	6	9	8
NHL Totals	199	34	47	81	183



REGULAR SEASON

PLAYOFFS


Season	Team	League	REGULAR SEASON													PLAYOFFS				
			GP	G	A	TP	+/-	PIM	PP	SH	GW	GT	S	%	GP	G	A	TP	PIM	
1992-93	ZPS Zlin	Czech	17	1	3	4	--	--	--	--	--	--	--	--	--	--	--	--	--	--
1993-94	Tacoma	WHL	30	25	20	45	--	106	--	--	--	--	--	--	7	2	2	4	30	
	Moncton	AHL	20	1	2	3	--	47	--	--	--	--	--	2	0	0	0	0		
	Winnipeg	NHL	3	1	0	1	-1	0	0	0	0	0	4	25.0	--	--	--	--	--	
1994-95	Springfield	AHL	45	10	22	32	--	98	--	--	--	--	--	--	--	--	--	--	--	
	Winnipeg	NHL	24	2	2	4	-3	21	0	0	1	0	27	7.4	--	--	--	--	--	
1995-96	Springfield	AHL	39	16	19	35	--	68	--	--	--	--	--	--	--	--	--	--	--	
	Winnipeg	NHL	1	0	0	0	-1	0	0	0	0	0	1	0.0	--	--	--	--	--	
	Buffalo	NHL	22	6	4	10	0	31	2	0	1	1	33	18.2	--	--	--	--	--	
1996-97	Buffalo	NHL	82	15	21	36	25	71	1	0	2	1	117	12.8	12	3	3	6	8	
1997-98	Buffalo	NHL	67	10	20	30	9	60	2	0	1	0	114	8.8	15	6	4	10	28	
	NHL Totals		199	34	47	81	29	183	5	0	5	2	296	11.5	27	9	7	16	36	
	Sabre Totals		171	31	45	76	34	162	5	0	4	2	264	11.7	27	9	7	16	36	

Multi-Point Games: 0 (1993-94), 0 (1994-95), 2 (1995-96), 9 (1996-97), 2 (1997-98), Total: 13



Dominik Hasek 39

Goaltender



Born: January 29, 1965
 Pardubice, Czech Republic
Height: 5'11" **Weight:** 168
Catches: Left
Last Amateur Club: Dukla Jihlava (Czech)

HOW ACQUIRED: Traded by Chicago to Buffalo on August 7, 1992, for Stephane Beauregard and Buffalo's fourth-round choice (Eric Daze) in 1993 Entry Draft.

1997-98: Won Hart Trophy (NHL MVP) for second straight year, becoming first goaltender in NHL history to ever win award twice...Won fourth Vezina Trophy (NHL's top goaltender) in past five years...Also won second consecutive Lester B. Pearson Award (NHL's outstanding player as voted by NHLPA)...Selected as *The Sporting News* NHL Player of the Year...Named NHL Player of the Year and Goalie of the Year by *The Hockey News*...Official NHL First-Team All-Star Goaltender for fourth time in five years...Garnered *Star of Stars* Trophy (based on home three-star selections) for fifth consecutive season, presented with Memorial Trophy (MVP award as voted by teammates) for fifth consecutive season, and honored with Frank Eddolls Memorial Trophy for third time (most popular player as voted by Buffalo Sabres' Booster Club)...Named NHL Player of the Month for December (.949 save percentage, 1.55 GAA and six shutouts)...Was first time to win award outright, having shared award with Sergei Fedorov (Det.) in December, 1993...Was again named NHL Player of the Month for February (was 3rd time overall to win award & 2nd outright), recording 1.71 GAA, .945 save percentage and 2-0-3 record...Also won Olympic gold medal in February...Voted to third-consecutive All-Star Game (1996, 1997) and first as starter...Made 10 stops on 13 shots in first period of All-Star Game (1/18)...Stopped North American All-Star Mike Modano (Dal.) with glove save on breakaway to help secure World All-Stars' point lead in SuperSkills competition...Set up play by stopping six consecutive breakaways to force OT in competition...Earned NHL Player of the Week for Dec. 1-7 (2-1-1 record, 0.74 GAA, .974 save percentage and two shutouts)...Was third time in career to be named NHL Player of Week (all with Sabres)...Led NHL (for fifth straight year) while registering personal high as well as Sabre record with .932 save percentage...Also finished first in NHL in shutouts with 13, setting personal high for one season (prev. best: 7, 1993-94) and Sabre team record for shutouts in one season (prev. best: 9 in 1993-94 - Hasek, 7 and Grant Fuhr, 2)...With 13 shutouts, marked seventh time (Martin Brodeur was 8th) in expansion era (1967-68) that one goaltender had hit double-digits in shutouts in one season...Shutout total was also most in NHL since Tony Esposito's 15 (1969-70), and tied for seventh-highest single-season total in NHL history...Also set Sabre single-season records for minutes played (4,220), while tying team mark for goalie games (72)...Only Sabre goaltender to log over 4,000 minutes in two separate seasons (4,037 in 1996-97 & 4,220 1997-98)...Faced more shots than any goaltender in NHL in 1997-98 (2,149 shots)...Had 33 wins (T-3rd in NHL) and 2.09 GAA (4th in NHL)...From December on, played in 52 games, recording .944 save percentage (1,475 saves on 1,562 shots), 1.70 goals-against average (87 goals in 3,067 minutes, 2 ENG's and 12 shutouts)...Had 31 games of allowing one-or-no goals in 1997-98...Recorded 125th victory as Sabre with 6-1 decision vs. N.Y. Islanders (11/22), taking sole possession of second on Sabres' all-time goalie wins list (surpassed Tom Barraso, 124)...Played in 300th NHL game in 4-0 win vs. Anaheim (12/3)...From Eric Lindros' score at 19:34 of first period at Philadelphia (12/1) to Alexandre Daigle's power-play goal at 10:31 of first period at Ottawa (12/6), went 175:57 of play without allowing goal...Streak ranks as longest in team history as well as Hasek's career...Surpassed Sabres' previous long of 169:48 held by Tom Barraso (1984) and previous individual long of 155:45 in 1996...Also went 184:00 of play without allowing goal on home ice, from Wayne Gretzky's goal at 6:14 of third period vs. N.Y. Rangers (11/28) to Kevin Dineen's score at 5:14 of third period vs. Carolina (12/12)...Turned away all 42 shots in 1-0 win vs. Montreal (12/19), marking most shots faced in regular-season shutout performance in Sabre history (prev. high: 38 - Gerry Desjardins vs. StL., 11/10/76; Hasek vs. T.B., 12/5/97)...Six shutouts in December tied NHL record shared by George Hainsworth (while with Mtl. in Jan. & Feb. of 1929) for most shutouts in one month.




CAREER GAME HIGHS

Most Shots Faced: 58 (3/1/96 at N.Y. Rangers, 54 in regulation)
Most Saves: 55 (3/1/96 at N.Y. Rangers, 51 in regulation)
Most Saves in SO: 42 (12/19/97 vs. Montreal)
Longest Shutout Sequence: 175:57 (12/1/97 to 12/6/97)
Most Goals Allowed: 7 (12/4/96 vs. Vancouver)
Longest Undefeated Streak:
 11 games, 7-0-4 (1/29/97 to 2/23/97);
 11 games, 6-0-5 (1/21/98 to 3/2/98)

HASEK VS. NHL

Team	GP	MIN	GA	SO	W	L	T	GAA
Ana.	7	426	14	2	3	3	1	1.97
Bos.	22	1289	50	2	11	8	2	2.33
Buf.	3	140	4	0	2	0	0	1.71
Cgy.	7	423	15	1	3	3	1	2.13
Car.	27	1610	60	1	14	9	4	2.24
Chi.	5	280	14	0	2	3	0	3.00
Col.	18	1037	45	1	7	6	4	2.60
Dal.	11	565	28	0	3	6	0	2.97
Det.	8	445	24	0	2	6	0	3.24
Edm.	7	356	17	1	2	2	1	2.87
Fla.	18	1000	34	2	11	6	1	2.04
L.A.	8	490	17	2	5	1	2	2.08
Mil.	24	1362	44	4	14	4	4	1.94
N.J.	12	679	33	1	3	7	1	2.92
N.Y.I.	17	967	40	0	5	7	4	2.48
N.Y.R.	21	1240	47	3	7	8	4	2.27
Ott.	23	1347	30	4	17	4	1	1.34
Phi.	16	893	38	0	5	6	4	2.55
Pho.	8	426	23	0	2	4	1	3.24
Pit.	23	1333	64	1	8	12	3	2.88
StL.	10	569	18	1	6	2	2	1.90
S.J.	6	297	10	0	4	1	1	2.02
T.B.	16	974	35	3	9	5	2	2.16
Tor.	12	691	22	2	8	1	3	1.91
Van.	7	399	26	0	4	3	0	3.91
Wsh.	14	849	30	2	8	4	2	2.12
Totals	350	20086	782	33	165	121	48	2.34



REGULAR SEASON

PLAYOFFS

Season	Team	League	GP	MIN	AVG	W-L-T	EN	SO	GA	SA	SV%	GP	W-L	MIN	GA	SO	AVG
1981-82	Pardubice	Czech	12	661	3.09	--	--	--	34	--	--	--	--	--	--	--	--
1982-83	Pardubice	Czech	42	2358	2.67	--	--	--	105	--	--	--	--	--	--	--	--
1983-84	Pardubice	Czech	40	2304	2.81	--	--	--	108	--	--	--	--	--	--	--	--
1984-85	Pardubice	Czech	42	2419	3.25	--	--	--	131	--	--	--	--	--	--	--	--
1985-86	Pardubice	Czech	45	2689	3.08	--	--	--	138	--	--	--	--	--	--	--	--
1986-87	Pardubice	Czech	43	2515	2.46	--	--	--	103	--	--	--	--	--	--	--	--
1987-88	Pardubice	Czech	31	1862	3.00	--	--	--	93	--	--	--	--	--	--	--	--
1988-89	Pardubice	Czech	42	2507	2.73	--	--	--	114	--	--	--	--	--	--	--	--
1989-90	Dukla Jihlava	Czech	40	2251	2.13	--	--	--	80	--	--	--	--	--	--	--	--
1990-91	Indianapolis	IHL	33	1903	2.52	20-11-1	--	5	80	--	--	1	1-0	60	3	0	3.00
Chicago	NHL	5	195	2.46	3-0-1	0	0	8	93	.914	3	0-0	69	3	0	2.61	
1991-92	Indianapolis	IHL	20	1162	3.56	7-10-3	--	1	69	--	--	--	--	--	--	--	--
Chicago	NHL	20	1014	2.60	10-4-1	0	1	44	413	.893	3	0-2	158	8	0	3.04	
1992-93	Buffalo	NHL	28	1429	3.15	11-10-4	1	0	75	720	.896	1	1-0	45	1	0	1.33
1993-94	Buffalo	NHL	58	3358	1.95	30-20-6	3	7	109	1552	.930	7	3-4	484	13	2	1.61
1994-95	Buffalo	NHL	41	2416	2.11	19-14-7	2	5	85	1221	.930	5	1-4	309	18	0	3.50
1995-96	Buffalo	NHL	59	3417	2.83	22-30-6	5	2	161	2011	.920	--	--	--	--	--	--
1996-97	Buffalo	NHL	67	4037	2.27	37-20-10	3	5	153	2177	.930	3	1-1	153	5	0	1.96
1997-98	Buffalo	NHL	72	4220	2.09	33-23-13	3	13	147	2149	.932	15	10-5	948	32	1	2.03
NHL Totals			350	20086	2.34	165-121-48	17	33	782	10336	.924	37	16-16	2166	80	3	2.22
Sabre Totals			325	18877	2.32	152-117-46	17	32	730	9830	.926	31	16-14	1939	69	3	2.14

Goals-Assists-PIM: 0-0-0 (1990-91), 0-0-8 (1991-92), 0-0-0 (1992-93), 0-3-6 (1993-94), 0-0-2 (1994-95), 0-1-6 (1995-96), 0-3-30 (1996-97), 0-2-12 (1997-98), Totals (G-A-PIM): 0-9-64





HASEK (cont.)...Played in 300th game as Sabre in 2-2 tie vs. Boston (2/4)...Moved ahead of Don Edwards (17,969 min.) into first on Sabres in all-time goalie minutes in 1-0 win at N.Y. Rangers (3/2)...Had three consecutive shutouts against N.Y. Rangers in 1997-98, marking first time in Sabres' history that one goaltender had not allow single goal to one team in three straight games...Made 31 saves on 32 shots in 2-1 win at Montreal (3/7) and assisted on game-winning goal (also had assist 3/1 at Washington)...Surpassed Edwards (307) into first on Sabres in all-time goalie games played in 2-2 tie at N.Y. Islanders (3/10)...Recorded fifth shutout in month of March with 20 saves at Edmonton (3/27)...Recorded second-longest shutout streak of career as well as in Sabres' history with stretch of 172:16 (11:21 of 2nd per. vs. Bos. 3/21 to 3:37 of 2nd per. at Det. 3/29)...Scratched at New Jersey (4/15) with ear infection...In **1998 playoffs**, became Sabres' all-time playoff leader in goalie minutes (1,939) and goalie wins (16), while tying top spot in goalie games (31)...Already owns Sabres' all-time lowest postseason GAA with 2.14 (69 goals over 1,939 min.)...Also set Sabre records for goalie minutes in one playoff year with 948 (Gerry Desjardins, 760 in 1975), and Conference or Stanley Cup Semifinal Series with 379 (Bob Sauve, 259 in 1980)...Became only Sabre goalie to win 10 games in one playoff year...Recorded lone shutout of playoffs and third of postseason career (all with Sabres) with 19 saves in 2-0 win in Game One at Washington (5/23).



CAREER: Has led NHL in save percentage in each of past five years...NHL leader in career games played among European-born goaltenders (350 GP)...Ranked first on Sabres' all-time list for goalie games (325), goalie minutes (18,877) and shutouts (32)...Second in goalie wins (152) behind Don Edwards (156 wins)...Also Sabres' all-time playoff leader in goals-against average (2.14), goalie minutes (1,939) and goalie wins (16), while tying top spot in goalie games (31)...Has 33 shutouts overall in career, which ranks 26th on NHL's all-time list of shutout leaders (#25 Bill Durnan, 34; #27-T Eddie Johnston, 32; Martin Brodeur, 32)...Now owns six of the nine back-to-back shutouts ever recorded in Sabres' regular-season history (1993: both 3-0 - 11/29 at Tor. & 12/1 at T.B.; 1996: both 3-0 - 11/27 at T.B. & 11/29 vs. Ott.; 1997: both 4-0 - 12/3 vs. Ana. & 12/5 vs. T.B.; 1997: 1-0 - 12/19 vs. Mtl. & 2-0 - 12/21 at N.Y.R.; 1998: 3-0 - 3/1 at Wsh. & 1-0 - 3/2 at N.Y.R.; 1998: 2-0 - 3/24 at Cgy. & 1-0 - 3/27 at Edm.)...Also owns five of Sabres' 11 shutouts that have been by 1-0 count...Roger Crozier (had 3) is only other goalie in Sabres' history to have more than one 1-0 shutout...Has three of the six 30-plus win seasons by Sabre goaltenders (37 in 1996-97, 30 in 1993-94)...**1996-97:** Won Hart Trophy becoming first goaltender since Jacques Plante in 1962 to capture award...Also marked first time Sabre had won award...Again captured Vezina Trophy...Won Lester B. Pearson Award, becoming first goalie in 16 years

(Mike Liut) to win that award...Named Official NHL First-Team All-Star goaltender...Named NHL Player of the Year, Goalie of the Year and First-Team All-Star by *The Hockey News*...Selected as *The Sporting News* Player of the Year...Won Memorial Trophy and Star of Stars Trophy...Won fourth consecutive save percentage title with mark of .930...Finished tied for second among goalies in wins and fourth in GAA...NHL Player of the Week for period ending February 2 (2-0-1, 1.30 GAA, .953 save percentage)...Played entire third period of 1997 All-Star Game, stopping 20 of 21 Western Conference shots...Victory vs. Whalers (10/26) marked 100th win of NHL career...Became Sabres' all-time shutout leader with 0-0 tie at Colorado (11/2), surpassing Don Edwards (14)...Played 200th game as Sabre at Hartford (11/9)...Recorded 100th win as Sabre at Ottawa (12/21)...Had four shutouts over 13-game stretch (11/27 to 12/23)...Sabres' Met Life Player of the Month for January (10 GP, 6-3-1, 2.48 GAA, .924 SPCTG)...Enjoyed personal-best 11-game unbeaten streak (7-0-4) from Jan. 29 to Feb. 23...Suffered grade one MCL sprain of right knee in playoffs at Ottawa (4/21)...**1995-96:** Led NHL in save percentage (.920)...Honored with Memorial Trophy and Star of Stars Trophy...Made first All-Star Game appearance, stopping 12-of-13 shots and posting win for Eastern Conference (1/20/96 at Boston)...**1994-95:** Captured Vezina Trophy for second straight season...Named *The Hockey News* Goaltender of the Year...Named Official NHL First-Team All-Star goaltender...Shared league-lead in shutouts again in 1994-95...Tied for league lead in goals-against average after having topped top mark year before...Led league in save percentage (.930)...Sabres' Met Life Player of the Month for February...Played in 100th game as Sabre vs. N.Y. Rangers (2/26)...**1993-94:** Won first Vezina Trophy...Teamed with Grant Fuhr to win 1993-94 Jennings Trophy (lowest team goals against in regular season)...Named Official NHL First-Team All-Star goaltender...*The Hockey News*/Upper Deck Goaltender of the Year, *The Sporting News* Second-Team All-Star, Goaltender on All-Beckett Hockey Team and was named that publication's Player of the Year, and Reeds Jewelers Most Popular Player Award...Shared league-lead in shutouts in 1993-94...Led league in save percentage (.930)...Recorded seven shutouts, and combined with Fuhr's two, part of nine team shutouts...Became first European-trained goaltender to lead league in goals-against average (1.95 in 1993-94)...Also became first NHL goaltender to finish regular season with GAA below 2.00 since Bernie Parent in 1973-74 with mark of 1.95...Mark also set new team record for goals-against average in one season...Was only third Sabre goaltender to finish season first among netminders in GAA...NHL's Co-Player of the Month and Sabres' Met Life Player of the Month for December...NHL Player of the Week for period Dec. 6-12, 1993 (3-0-0, 1.00 GAA, .959 save percentage, one assist and one shutout)...Sabres' Met Life Player of the Month for

March...Recorded first shutout as Sabre at Toronto (11/29)...Reached 5,000-minutes played mark in NHL career vs. Dallas (2/13)...Played in 100th NHL game at San Jose (3/8)...Posted two playoff shutouts in 1994, including 70-save performance in 1-0 four-overtime victory vs. New Jersey (4/27) to force Game Seven...**1992-93:** Led Sabre goaltenders in goals-against average and save percentage...Made first start and appearance as Sabre vs. Quebec (10/8)...Relieved Daren Puppa to start third period vs. San Jose (10/23) and notched first win as Sabre (5-4)...**1991-92:** Began season with Chicago before being sent to Indianapolis (IHL)...Recorded first NHL shutout in Blackhawks' 2-0 win over Toronto (1/9)...Saw some action in Norris Division Semifinals and in Stanley Cup Finals vs. Pittsburgh...Named to Upper Deck/NHL All-Rookie Team following season...IHL First All-Star Team (1991)...**1990-91:** Made NHL debut in Chicago's 1-1 tie at Hartford (11/6)...First NHL victory came in Blackhawks' 5-3 win at Buffalo (3/8)...Was originally Chicago's 11th choice (199th overall) in 1983 Entry Draft.

CZECH REPUBLIC: Named goalie on Czech Republic Olympic hockey team (1998 Nagano, Japan)...Named Olympic tournament's "Outstanding Goaltender" while leading Czech Republic to gold medal...Led all goalies in Olympics with 5-1 record, 0.97 GAA (6 goals in 369 min.), .961 save percentage (149 saves on 155 shots) and two shutouts...Made 20 saves in 1-0 shutout of Russia in gold-medal game (2/22/98)...Stopped all five attempts in shootout tie-breaker (shooters in order: Theo Fleury, Ray Bourque, Joe Nieuwendyk, Eric Lindros and Brendan Shanahan) in leading Czech's to 2-1 win over Canada in semifinals (2/20/98)...Had two-of-five total shutouts recorded in Olympic tournament (1998)...Was starting goaltender for Team Czechoslovakia during 1991 Canada Cup Tournament...Played for Czechoslovakia in World Championships: 1983, 1986, 1987, 1989 and 1995...Also represented that nation in 1988 Olympics...Czechoslovakian Goaltender of Year: 1986, 1987, 1988, 1989 and 1990...Czechoslovakian Player of the Year: 1987, 1989 and 1990...Czechoslovakian First-Team All-Star: 1988, 1989, 1990.

PERSONAL: Initiated fund-raising event for Variety Club of Buffalo in July, 1998, which can bring in a maximum of \$1.5 million to help build a hockey rink in downtown Buffalo...Fund-raiser features series of three prints (1,390 singles of each print, 5,560 total prints personally signed by Hasek) that will be sold with Hasek's pledge to match the proceeds...Along with Variety Club, endorsed "Wins for Kids" program, which donated money to Variety Club for each Sabre win during 1997-98 season...Sponsored exhibition hockey game in Czech Republic in summer of 1998, featuring various NHL stars and Czech Republic gold-medal team, which raised approximately \$10,000 for various charities...Helped establish program in conjunction with NHL to introduce hockey to inner city youths...Donated \$10,000 won for Lester B. Pearson Award in 1997 to Variety Club of Buffalo...Has also done work with Buffalo Children's Hospital...Dominik and wife, Alena, have son, Michael, and daughter, Dominika...Has one sister and one brother, who plays major pro soccer in Czech Republic...Speaks three languages: Czechoslovakian, English and Russian...Agreed to terms on multi-year contract with Sabres on March 19, 1998.

ACTIVE SHUTOUT LEADERS IN NHL

Player	Seasons	Career Shutouts	1997-98 Shutouts
Patrick Roy	14	41	4
Ed Belfour	10	40	9
Dominik Hasek	8	33	13
Martin Brodeur	6	32	10
Tom Barrasso	15	30	7
John Vanbiesbrouck	16	29	4


HASEK'S HONOR ROLL

Awards/Honors	Accomplished
Hart Memorial Trophy	(1997, 1998)
Lester B. Pearson Award	(1997, 1998)
Vezina Trophy	(1994, 1995, 1997, 1998)
William M. Jennings Trophy	Dominik Hasek & Grant Fuhr (1994)
NHL Player of the Year	<i>The Sporting News</i> (1997, 1998), <i>The Hockey News</i> (1997, 1998)
Goaltender of the Year	<i>The Hockey News</i> (1994, 1995, 1997, 1998)
Official NHL First-Team All-Star	(1994, 1995, 1997, 1998)
Selected to All-Star Game	(1996, 1997, 1998 -starter)
NHL Player of the Month	(December, 1997; February, 1998)
NHL Co-Player of the Month	(December, 1993)
NHL Player of the Week	(December 6-12, 1993) (January 27-February 2, 1997) (December 1-7, 1997)



Brian Holzinger 19

Center



Born: October 10, 1972
 Parma, Ohio
Height: 5'11" **Weight:** 190
Shoots: Right
Last Amateur Club: Bowling Green State University

HOW ACQUIRED: Sixth-round draft choice (124th overall) of Sabres in 1991.

1997-98: Tied for sixth on Sabres in scoring...Posted two power-play goals vs. Calgary (10/22)...Had goal and assist vs. Florida (11/6)...Returned to lineup at Pittsburgh (11/24) after missing three games with bruised heel (suffered 11/10 vs. Edm.)...Recorded Buffalo's lone goal in third period of 1-1 tie at Philadelphia (12/1), marking first GTG of career...Had three-point night (1+2=3 all on PP) at Dallas (12/15)...Saw first action of season at RW vs. Ottawa (12/31) and vs. Colorado (1/2)...Set personal best for points in game with four (prev. high 3 pts.: 2+1=3, at Col. 10/27/95; 2+1=3, vs. L.A. 12/20/96; 0+3=3 vs. N.Y.R. 4/4/97; 1+2=3, at Dal. 12/15/97) at Tampa Bay (2/2), registering one goal and three assists...Four-point performance against Lightning was most by Sabre in game in 1997-98...Also marked third consecutive game with goal, tying longest such streak of career (career long 3 games: 2/18/97 vs. Cgy. to 2/23/97 vs. Bos. & 1/30/98 vs. Phx. to 2/2/98 at T.B.)...Recorded 100th point in Sabres/NHL career with goal at Montreal (2/7)...Returned to lineup vs. Chicago (3/17) after missing seven games with sprained ankle suffered in second period at Washington (3/1)...Played in 200th Sabres/NHL game in 5-2 win at Vancouver (3/26)...Recorded pair of assists (1 on PP & GWG) in 4-0 win vs. Los Angeles (4/1)...Scored Sabres' first two goals at New Jersey (4/15), including one while short-handed...Games missed due to injury: 10...Multi-point games: 6...Tied for second on Sabres in scoring in **1998 playoffs**...Recorded assist (on PP) and scored (while SH) vs. Philadelphia (4/27)...Short-handed goal was Buffalo's second on same penalty (Darryl Shannon also scored) and second of postseason career, tying for first on Sabres' all-time postseason list for short-handed goals (2, tied with 3 others)...Had second-consecutive multi-point game with goal and assist (both on PP) in Game Four vs. Philadelphia (4/29)...Recorded third multi-point game (4th of playoff career) with goal and assist (took shot that Geoff Sanderson put in on rebound for GWG) in 3-2 OT win vs. Montreal (5/8).

CAREER: 1996-97: Finished second on team in scoring...Tied with Donald Audette (RW) for most road points with 24 (10+14)...Sabres were 18-1-1 in games in which Holzinger scored a goal...Scored first Buffalo goal in Marine Midland Arena (preseason game 9/21 vs. Toronto)...Scored first shorthanded goal of career vs. Montreal (10/24)...Sabres' Met Life Player of the Month for November (14 GP, 4+5=9, +3, 2 GWG)...Played in 100th Sabres/NHL game vs. New Jersey (12/31)...Had career best five-game point-scoring streak end vs. Pittsburgh (3/5)...Three assists vs. Rangers (4/4) set personal best for most assists in game...Games missed due to injury: 1...Was third on team in postseason scoring...Scored game-winning goal at Ottawa (4/27)...**1995-96:** Played in every playoff game for Calder Cup Champion Rochester Americans, finishing second on team in scoring (behind Dixon Ward)...Scored first NHL regular season goal at Boston (10/9)...**1994-95:** Made NHL debut vs. Ottawa (4/16)...Recorded first NHL point (assist) vs. Montreal (5/1)...Scored first NHL goal in regular season or playoff game in Game Two at Philadelphia (5/8)...Won Hobey Baker Award as top U.S. collegiate hockey player...Named CCHA Player of the Year, CCHA All-Star First Team, and NCAA West All-American First Team.

PERSONAL: Married to Lori in summer of 1997...Spokesperson for American Diabetes Association...Had No. 19 retired from alma mater Bowling Green in ceremony at school on March 24, 1996.

CAREER GAME HIGHS

Goals: 2, five times
Assists: 3 (4/4/97 vs. N.Y. Rangers; 2/2/98 at Tampa Bay)
Points: 4 (2/2/98 at Tampa Bay)
Penalty Minutes: 11 (3/31/96 vs. Boston)
Longest Point Streak: 5 games, 3+4=7 (2/18/97 to 3/1/97)

HOLZINGER vs. NHL

Team	GP	G	A	TP	PIM
Anaheim	5	1	0	1	0
Boston	15	7	4	11	21
Calgary	5	3	1	4	2
Carolina	15	0	6	6	8
Chicago	6	1	1	2	0
Colorado	6	3	1	4	2
Dallas	5	1	2	3	4
Detroit	6	1	1	2	4
Edmonton	5	0	0	0	4
Florida	11	2	7	9	2
Los Angeles	4	2	4	6	2
Montreal	15	4	4	8	8
New Jersey	10	3	4	7	2
N.Y. Islanders	8	1	1	2	0
N.Y. Rangers	11	2	5	7	4
Ottawa	17	1	5	6	6
Philadelphia	9	3	2	5	8
Phoenix	5	2	0	2	8
Pittsburgh	13	2	2	4	16
San Jose	4	0	0	0	0
St. Louis	6	2	3	5	2
Tampa Bay	12	3	5	8	16
Toronto	3	0	1	1	4
Vancouver	4	1	2	3	0
Washington	12	1	2	3	4
NHL Totals	212	46	63	109	127



REGULAR SEASON

Season	Team	League	REGULAR SEASON													PLAYOFFS				
			GP	G	A	TP	+/-	PIM	PP	SH	GW	GT	S	%	GP	G	A	TP	PIM	
1991-92	Bowling Green	CCHA	30	14	8	22	--	36	--	--	--	--	--	--	--	--	--	--	--	--
1992-93	Bowling Green	CCHA	41	31	26	57	--	44	--	--	--	--	--	--	--	--	--	--	--	--
1993-94	Bowling Green	CCHA	38	22	15	37	--	24	--	--	--	--	--	--	--	--	--	--	--	--
1994-95	Bowling Green	CCHA	38	35	33	68	--	42	--	--	--	--	--	--	--	--	--	--	--	--
	Buffalo	NHL	4	0	3	3	2	0	0	0	0	0	3	0.0	4	2	1	3	2	
1995-96	Buffalo	NHL	58	10	10	20	-21	37	5	0	1	0	71	14.1	--	--	--	--	--	
	Rochester	AHL	17	10	11	21	9	14	0	0	2	0	45	22.2	19	10	14	24	10	
1996-97	Buffalo	NHL	81	22	29	51	9	54	2	2	6	0	142	15.5	12	2	5	7	8	
1997-98	Buffalo	NHL	69	14	21	35	-2	36	4	2	1	1	116	12.1	15	4	7	11	18	
	NHL Totals		212	46	63	109	-12	127	11	4	8	1	332	13.9	31	8	13	21	28	
	Sabre Totals		212	46	63	109	-12	127	11	4	8	1	332	13.9	31	8	13	21	28	

Multi-Point Games: 0 (1994-95), 3 (1995-96), 11 (1996-97), 6 (1997-98), Total: 20



Paul Kruse

24

Left Wing



Born: March 15, 1970
Merritt, British Columbia
Height: 6'0" **Weight:** 202
Shoots: Left
Last Amateur Club: Kamloops (WHL)

HOW ACQUIRED: Acquired from N.Y. Islanders on March 24, 1998, along with Jason Holland (D) in exchange for Jason Dawe (R/LW).

1997-98: Appeared in first 62 games played with Islanders...Played in 300th NHL contest in Islanders' game at Los Angeles (10/21)...Had career-best three-game goal streak (total of 4 goals) while with New York (1/30 vs. Carolina to 2/2 at Pittsburgh)...Scored two goals, including game-winner at Pittsburgh (2/2)...Recorded game-tying goal for Islanders vs. Boston (2/1)...Also scored game-winner vs. Carolina (1/30)...Missed Islanders' games vs. New Jersey (2/7) with hip flexor, and vs. Colorado (3/7) with bruised hand...Switched to jersey #24 at Vancouver (3/26) after playing in first game as Sabre in #29 at Calgary (3/24)...Deflected in shot by Rob Ray (RW) at Detroit (3/29) for first goal as Sabre...Recorded first assist as Sabre on Buffalo's third goal in 4-0 win vs. Los Angeles (4/1)...Missed final two games of regular season after suffering grade two sprain of MCL in left knee in first period at New Jersey (4/15)...Games missed due to injury: 4 (2 with N.Y.I., 2 with Buf.)...Multi-point games: 1 (with N.Y.I.)...Missed first eight games of **1998 playoffs** while recovering from knee sprain suffered against Devils...In lone game of postseason, scored first playoff goal as Sabre in Game Six vs. Washington (6/4).


CAREER: 1996-97: Scored four goals and two assists in 48 games with Islanders...Missed final twelve games for Islanders with abdominal injury, which required off-season surgery...Fourth on team in penalty minutes (111)...Scored first goal as Islander vs. Tampa Bay (12/14)...Acquired by N.Y. Islanders (11/27) from Calgary for third-round selection in 1997 Entry Draft (Francis Lessard), which was previously acquired from Colorado for Brent Severyn...**1995-96:** Finished third on Flames in PIM (145)...12 of 15 points were scored on road and all at even strength...Had two multi-point games: (0+2) at Edmonton (12/1) and (1+1) at Winnipeg (12/3)...Played in 200th NHL game vs. Buffalo (1/12)...Missed five games due to injury...Appeared in three of four playoff games vs. Chicago...**1994-95:** Second on team with +13...Had three-game point scoring streak (2+1=3; 2/11 to 2/16)...All 16 points were scored at even strength...Registered two multi-point games: (2+0) vs. Los Angeles (4/7) and (1+1) vs. Toronto (4/29)...Scored four goals and two assists in opening round loss to San Jose in 1995 playoffs...**1993-94:** Finished third in penalty minutes (185)...Sat out opening twelve games of season with toe injury...Posted pair of assists vs. Los Angeles (1/24)...Scored goals at Pittsburgh (1/8), at Los Angeles (2/5) and vs. Anaheim (4/6)...Played in all seven playoff games vs. Vancouver...**1992-93:** Played in 27 games for Calgary after being recalled from Salt Lake (IHL) in early December...Totaled 206 PIM in 35 games with Salt Lake...Recorded first multi-point game of NHL career (1+1) vs. Vancouver (4/9)...**1991-92:** First NHL point (assist) came at Edmonton (12/23)...Recorded first NHL goal against Ed Belfour at Chicago (2/16)...Was fifth on Salt Lake with 14 goals...**1990-91:** Was second in PIM with Salt Lake (313)...Made NHL debut vs. Los Angeles (3/31)...Originally selected by Calgary in fourth round (83rd overall) of 1990 Entry Draft.

PERSONAL: Paul and wife, Laurie-Ann, have one daughter, McKinley Barbara...Has helped raising money for Down Syndrome in Calgary by participating in charity cattle drive hosted by Sutter brothers.

IN MEMORIAM

NORTHRUP R. KNOX

December 24, 1928 - July 23, 1998



The Buffalo Sabres and the hockey community were deeply saddened with the loss of franchise co-founder Northrup R. Knox, who passed away on July 23, 1998. Knox, who was also a past chairman of Marine Midland Bank, was 69.

Knox, along with his brother Seymour H. Knox III, played an instrumental role in bringing a National Hockey League franchise to Buffalo. After being turned down for the 1967 league expansion, the Knox brothers signed a contract in 1968 to purchase the Oakland Seals with the intent of moving them to Buffalo. The NHL eventually decided to keep the team in Oakland, but rewarded the brothers' persistence on December 2, 1969, when Buffalo was granted an expansion franchise for the 1970-71 season.

"Norty" held a variety of titles with the Sabres during his 28-year association with the team. For the franchise's first 12 seasons he served as Vice-Chairman of the Board, before being named President in 1982. He also represented the Sabres on the NHL's Board of Governors, and most recently served as the Chairman of the Board of Niagara Frontier Hockey, L.P. Perhaps the culmination of his years with the Sabres took place on March 22, 1996, when he and his brother were inducted into the Buffalo Sabres Hall of Fame.

Knox's contributions to the community extended beyond his role with the Sabres. He served as a director with many local organizations, including the Buffalo Fine Arts Academy (the governing body of the Albright-Knox Art Gallery), the Buffalo Museum of Science, University at Buffalo Foundation and the Buffalo Philharmonic Orchestra Society.

JACK BOWMAN

September 9, 1936 - June 22, 1998



The Buffalo Sabres lost another great friend and colleague with the passing of Director of Scouting Jack Bowman on June 22, 1998. Jack, the brother of Detroit Red Wings head coach Scotty Bowman, was 61.

A member of the Sabres organization since 1980, Jack played a critical role in identifying prospects in the OHL, QMJHL and Europe, as well as coordinating all scouting assignments. He also spent time scouting other junior leagues, colleges and some high schools. Jack was promoted to Director of Scouting in 1996.

A native of Verdun, Quebec, Jack worked as a referee in junior hockey before moving into scouting.

BUFFALO SABRES 1998-99 MEDIA GUIDE

Executive Editor: Michael Gilbert
Editor: Bob Schranz
Contributing Editor: Gil Chorbajian
Editorial Assistants: Tim Darling
 Gregg Huller
 Kevin Wiles
Photo Credits: Bill Wippert, Robert Shaver, AllSport USA, Bruce Bennett Studios
Publication Design: Michael Wuerch
Special Thanks: Morris Titanic (Thorner Press)
 Dick Dearborn (American Consultants)

Printed by Thorner Press, Buffalo, New York

BUFFALO SABRES

Marine Midland Arena
 One Seymour H. Knox III Plaza
 Buffalo, New York 14203

CONTACT NUMBERS

Executive Offices (716) 855-4100
Tickets (888) 223-6000
Merchandise (716) 855-4140
Sabres Hotline (716) 855-4125

ON LINE

www.sabres.com

ON THE COVER

Goaltender **Dominik Hasek** - National Hockey League's two-time reigning MVP. Featured in action (photo by Bill Wippert), Hasek collected a league-high 13 shutouts in 1997-98. Playing in the 1998 Winter Olympics, Hasek led the Czech Republic to the gold medal (photo by Bruce Bennett Studios). Hasek culminated a memorable 1997-98 season by capturing the Hart and Vezina Trophies (photo by Bill Wippert).



BUFFALO SABRES 1998-99 CLUB DIRECTORY

BOARD OF NIAGARA FRONTIER HOCKEY MANAGEMENT CORP. - GENERAL PARTNER

Chairman of the Board
John J. Rigas
Vice Chairman of the Board & Counsel
Robert O. Swados
Vice Chairman of the Board
Robert E. Rich, Jr.
Chief Executive Officer
Timothy J. Rigas
Director
Michael J. Rigas
Director
James P. Rigas
Director
George Strawbridge, Jr.
Director
Seymour H. Knox, IV

PARTNERSHIP BOARD OF NIAGARA FRONTIER HOCKEY L.P. (includes above-listed Executives and Directors)

Edwin C. Andrews
Peter C. Andrews
William C. Cox, III
John B. Fisher
George T. Gregory
John E. Houghlon
Richard W. Rupp
Howard T. Saperston, Jr.
Paul A. Schoellkopf
Joseph T.J. Stewart
William H. Weeks

EXECUTIVE DEPARTMENT

Interim Vice President/
Administration
Ron Bertovich
Senior Vice President/
Legal & Business Affairs
Kevin Billet
Vice President/Corporate
Relations
Seymour H. Knox, IV
Vice President/Marketing
Christye Peterson
Vice President/Ticket Sales &
Operations
John Sinclair
Assistant to the President
Chris Schoepflin
Special Consultant to the
President
Joe Crozier
Executive Assistants
Debbie Driscoll,
Eleanore MacKenzie

HOCKEY DEPARTMENT

General Manager
Darcy Regier
Assistant to the General Manager
Larry Carriere
Director of Player Personnel
Don Luce
Professional Scouts
Kevin Devine, Frank Effinger,
Terry Martin
Scouting Staff
Don Barrie, Jim Benning,
Bo Berglund, Paul Merritt,
Darryl Plandowski,
Mike Racicot,
Rudy Migay, David Volek
Head Coach
Lindy Ruff
Associate Coach
Don Lever
Assistant Coach
Mike Ramsey
Strength & Conditioning Coach
Doug McKenney
Assistant Strength Coach
Dennis Cole
Goaltender Coach
Jim Corsi
Administrative Assistant Coach
Jeff Holbrook
Head Trainer/Massage Therapist
Jim Pizzutelli

Physical Therapist

Joe Aquino
Equipment Manager
Kip Simonick
Assistant Equipment Manager
George Babcock
Administrative Assistant
Elaire Burzynski
Team Travel Coordinator
Verna Wojcik

MEDICAL

Club Doctor
John Marzo, M.D.
Club Doctor Emeritus
John L. Butsch, M.D.
Orthopedic
Les Bisson, M.D.
Doctors
Nicholas Aquino, M.D.,
William Hartrich, M.D.
Club Dentist
Daniel Yustin, DDS, MS.
Oral Surgeon
Steven Jensen, DDS
Team Psychologist
Max Offenberger, Ph.D.

LEGAL

Associate Counsel
Richard Mugel

ADMINISTRATION

Human Resources Coordinator
Vanessa Barrows
Management Information Systems
Manager
Ken Bass
Distribution Manager
Gerry Magill
Receptionists
Olive Anticola, Roza Barker

BROADCAST PRODUCTION

Director of Broadcast &
Production Services
Joe Gnamieri
Broadcast Coordinator
Lisa Tzozo
Editor/Technical Director
Eric Grossman
Producer
Lowell MacDonald
Feature Producer/Avid Editor
Martin McCreary
Director
Phil Mollica
Senior Commercial Producer/
Editor
Joe Pinter
Broadcast Team
Rick Jeanneret (play-by-play)
Jim Lorentz (color commentary)
Danny Gare (reporter)

COMMUNICATIONS

Director of Communications
Michael Gilbert
Media Relations Director
Gil Chorbajian
Director of Information
Bob Schranz
Director of Alumni Relations
Lary Playfair
Corporate & Community
Relations Liaison
Gilbert Perreault
Team Photographer
Bill Wippert

EMPIRE SPORTS SALES

Director of Corporate Sales
Dan Rozanski
National Sales Manager
Nick DiVico
Senior Account Managers
Steve Cuccia, Mark Kennedy
Vendor Programs Manager
Jim Harrington
Account Managers
Walter Bissett, Jr., Mike Jones
Sales Support Account Executive
Len Synor

Traffic Coordinator

Corinne Moyer
Assistant Traffic Coordinator
Krista Argeros

FINANCE

Controller
Chuck LaMattina
Financial Analyst
Elizabeth McPartland
Accounting Managers
Buffalo Sabres
Christine Ivansitz
Marine Midland Arena
Scott Haima
Payroll Manager
Birgid Haensel
Finance Assistant
Mary Jones
Finance Assistant
Sally Lippert
Staff Accountant
Dave Eisenreid

MARKETING

Director of Canadian Marketing
Steve Katzman
Director of Promotions &
Advertising
Tanya Isherwood
Director of Game Presentation &
Special Events
Kathy Manley
Promotions & Advertising
Coordinator
Tara Doster
Game Presentation Coordinator
Mark Mashiota
Game Presentation/Matrix
Coordinator
Dawn Reed
Rochester Area Representative
Gary Sajdak
Director of Community Relations
Ken Martin, Jr.
Community Relations
Coordinator
Deidre Daniels
Administrative Assistant
Donna Webb

TICKET SALES & OPERATIONS

Director of Ticket Sales
Gary Rabinowitz
Director of New Business
Development
Nick Turano
Season & Group Account
Representatives
Dan Carroll, Dave Forman, Jr.,
Don Fournier, Keri Francis,
Grant Weber
Sales Associate
Todd Langdon
Account Services Manager
Rose Thompson
Account Service Representatives
Roxanne Anderson,
Gretchen Huzinec,
Elaine Fredo
Box Office Manager
Mike Tout
Assistant Box Office Manager
Christopher Makowski
Group Sales Coordinator
Paul Barker
Ticket Administrators
Lisa Jacobs, Andrea Giambra,
Marty Maloney, Cindi Reuther,
Pete Riedy
Cash & Settlement Administrator
Jennifer Gloway
Database Manager
Marc Wittman

MERCHANDISE

Director of Merchandise
Julie Regan
Merchandise Manager
Mike Kaminska
Store Manager
Tammy Pesteroti
Inventory Control Manager
Glenn Barker

Administrative Assistant

Brenda Hawkins

MARINE MIDLAND ARENA

Director of Facilities Management
Stan Makowski
Director of Operations
Sam Aceti
Director of Event Booking
Jennifer Stuch
Asst. Dir. of Event Booking
Bridgette Cassidy
Event Managers
Matt Rabinowitz, John Faso
Assistant Event Manager
Scott Lasker
Communications Engineer
Al Weissman
Communications Technician
Mike Queeno
Chief Engineer
Barry Becker
Assistant Chief Engineer
Brian Drabek
Engineers
John Blake, Patrick Needham
Maintenance Supervisor
Bill Graf
Maintenance Crew
Michael Destino, Scott Drabek,
Chris Harszak
Utility Crew Manager
Bud Redding
Utility Crew
Rodney Bailey, Pete Cicero,
John Edwards, Dennis Hooper,
Darius Huggins,
Kerry Kominiarek,
Rick Laracucute,
Charles Mims,
James Williams,
Hubert Winfield
Cleaning Supervisor
Brian Hall
Cleaning Crew
Teri Christian, Elijah Ingram,
Ray Ingram, Chris Maloney

Security Officers

Dave Bartels, Bob Berlinghoff,
Mary Forster, James McDuffie,
Torance Myree,
Damion Walker

Director of Suite Sales & Special Services

Mark Stone
Suite Services Manager
Sue Smith
Coordinator of Suite Services
Michelle Mitchell
Director of Lacrosse & Amateur
Athletics
Kurt Silcott
Asst. Manager Lacrosse &
Amateur Sports
Joe Baldini
Asst. Manager Lacrosse &
Amateur Sports
Chris Collety

GENERAL INFORMATION

Arena Capacity 18,595
Rink 200 feet by 85 feet
Press Box South side of building
(S. Park St. above Sec. 318-322)
Practice Site Buffalo State
Team Colors Black, White, Red,
Gray and Silver
Affiliate Rochester Americans
(American Hockey League)
Flagship Stations:
TV Empire Sports Network
Radio WHTT FM 104.1

TABLE OF CONTENTS

BUFFALO SABRES 1998-99 MEDIA GUIDE

BIOGRAPHIES & PERSONNEL

Bertovich, Ron.....	6
Carriere, Larry.....	8
Communications Department.....	14
Director, Buffalo Sabres.....	2
Directory, Rochester Americans.....	221
Entry Draft Selections, 1998.....	78-79
Executive Department.....	6
Hockey Department.....	12-13
In the System.....	76-77
Lever, Don.....	11
Luce, Don.....	8
McCutcheon, Brian.....	222
McKenney, Doug.....	12
Partnership Board.....	4
Player Biographies.....	16-63, 66-75
Ramsey, Mike.....	11
Regier, Darcy.....	7
Rigas, James.....	5
Rigas, John.....	4
Rigas, Michael.....	5
Rigas, Timothy.....	5
Ruff, Lindy.....	9
Training Camp Roster, 1998-99.....	64-65

ALL-TIME PLAYER INFORMATION

Awards & Honors, Sabres.....	97-100
Captains, Sabres Fact.....	92
Draft Selections, All-Time.....	80-86
Goaltenders, All-Time Stats.....	92
Hall of Fame, Sabres & Hockey.....	96
Individual Scoring, All-Time.....	87-91
Retired Numbers.....	94-95
Transactions, Major All-Time.....	101-104
Uniform Numbers.....	93-94

1997-98 SEASON

Game-by-Game Stats, Individual.....	112-115
Highs/Lows & Streaks.....	117-118
Last Time.....	120
Miscellaneous Stats, 1997-98.....	122
NHL Leaders & Awards.....	107-108
NHL Standings.....	106
Preseason, 1997 Results & Scoring.....	109
Preseason Information.....	110
Regular Season Scores.....	121-122
Regular Season Stats, Individual.....	111
Sabres vs. Each Team.....	123-147
Scoring Breakdown, Individual.....	116
Scoring by Halves of Season, Individual.....	117
Transactions, 1997-98.....	119

RECORDS & STATS

1-0 Games.....	187
Attendance Data, Sabres.....	175

Career & One-Season Leaders.....	191-194
Coaching Records.....	10
Empty Net Goals.....	187
Firsts, Sabres.....	86
Hat Tricks, Sabres & Opponents.....	179-182
Individual Records.....	197-199
Last 10 Games vs. Each Team.....	151
Leads and Deficits.....	153
Opponent Records.....	199-200
Overtime, Regular Season.....	177-178
Penalty Shots, Sabres and Opponents.....	188
Record by Year, Sabres.....	154
Records, All-Time by Team.....	148-150
Records, All-Time Home & Away.....	154
Records, Day & Month.....	155
Season Openers.....	158
Shutouts, Sabres and Opponents.....	183-186
Special Teams Statistics, All-Time.....	176
Specialty/Holiday Records.....	156-157
Streaks, Team.....	151-152
Team Season Records.....	195
Team Game Records.....	196
Wins and Losses, Biggest.....	158
Year-by-Year Results & Stats.....	160-174
Yearly Leaders.....	189
Yearly Won-Loss Records, Goalies.....	190

PLAYOFFS

1998 Playoff Stats, Individual.....	204
1998 Playoff Scores.....	205
All-Time Playoff Results.....	209-213
Career Playoff Leaders.....	215-216
Game-by-Game Playoff Stats, 1998.....	204-205
Goaltenders, All-Time Playoff Stats.....	203
Hat Tricks, Playoffs.....	214
Individual Playoff Records.....	218-220
Individual Scoring, Playoffs.....	202-203
Opponent Playoff Leaders.....	220
Overtime, Playoffs.....	213-214
Sabres vs. Each Team, 1998 Playoffs.....	206-208
Shutouts, Playoffs.....	215
Team Playoff Records.....	217-218

AMERICAN HOCKEY LEAGUE REVIEW

Buffalo Bisons History.....	231-233
Rochester Americans Information.....	221-230

TEAM & NHL INFORMATION

1998-99 Buffalo Sabres Schedule.....	248
Historic Look.....	242-245
How to Figure.....	238
Key Dates, 1998-99.....	157
Marine Midland Arena.....	246-247
Media Information.....	235
Medical Glossary.....	239-241
NHL Staff Directory & Addresses.....	236
NHL Directory, by Teams.....	237
Radio-Television Information.....	234
Ticket Information.....	247





JOHN J. RIGAS
Chairman of the Board

John Rigas, born in 1924 in Wellsville, New York, is the founder, Chairman, Chief Executive Officer and President of Adelphia Communications Corporation. He is also President of each of the Corporations' subsidiaries.

After serving in the Armored Infantry Division of the United States Army during World War II (1943-1946), Mr. Rigas attended Rensselaer Polytechnical Institute, graduating in 1950 with a B.S. in Management Science.

A cable industry pioneer, John Rigas started his first cable system in 1952 in the north central Pennsylvania community of Coudersport. At this time, according to records of the cable industry museum, there were only 60 cable systems in operation across the nation. Together with his brother Gus, he

owned, constructed and managed his second cable television system in his hometown of Wellsville, New York.

From these beginnings, the two brothers steadily acquired cable systems in communities throughout Western Pennsylvania and Western New York State. In 1972, they incorporated their holdings into Adelphia Communications Corporation. "Adelphia" is the Greek word for "brothers," signifying the Rigas brothers' Greek heritage and business partnership. Although Gus sold his interest in Adelphia in 1983, another generation of Rigas brothers is now involved in the Company, making the name "Adelphia" as appropriate as ever.

Still headquartered in Coudersport, Adelphia, through its subsidiaries and affiliates, today serves over two million subscribers in 13 states. Primary geographical clusters are located in the suburbs of Buffalo, Pittsburgh and Philadelphia; in the Miami and West Palm Beach areas of Florida; in Ocean County, New Jersey; and in Massachusetts, Ohio, Michigan, Vermont and Virginia. Adelphia became a public company in 1986; however the Rigas family retains 80 percent stock ownership. Adelphia also has a subsidiary company, Hyperion Telecommunications, Inc., which provides competitive access and telephony services in partnership with Adelphia systems and other cable operators.

Mr. Rigas has served two separate terms on the Board of Directors of the National Cable Television Association, from approximately 1975 to 1981, and then from 1986 to the present. He is a member of the Board for C-Span, the Cable Advertising Board (CAB) and the Kaitz Foundation. A member of the Board of Directors of the Pennsylvania Cable Television Association for fifteen years, he served as President from 1969 through 1970. He is also a member of the NCTA Pioneers Club. He was inducted into the Hall of Fame of Broadcasting and Cable Magazine in November 1995.

Deeply committed to community needs, John Rigas has devoted much of his time to civic activities. He is a member of the Board of the Citizens Trust Company, a Coudersport bank, a position he has held since 1968, acting as Chairman since 1982. He served as Chairman of the Board for thirteen of his thirty year tenure as a Director of the Charles Cole Memorial Hospital in Coudersport. He is currently serving as Treasurer of the Board, and Chairman of the Finance and Physician Recruitment Committees. He is a former Trustee of Mansfield University in Mansfield, PA and of St. Bonaventure University in St. Bonaventure, NY (1984 to 1998). He has been a member of the Coudersport Rotary Club for over forty years, serving as Club President in 1969-70. He holds memberships in the Coudersport Chapter of the American Legion; F&AM Lodge 230, Wellsville, NY; the Coudersport Consistory; and the Jaffa Temple of Altoona, PA.

Mr. Rigas has received honorary doctorate degrees from St. Bonaventure University (1996), Clarion University (1997), and Gannon University (1998); the Thirty Third and Last Degree of the Ancient Accepted Scottish Rite of Freemasonry and Honorary Membership in the Supreme Council; the Benjamin Rush Award for service performed in the health field (1978); the Humanitarian Award from Chapel of the Four Chaplains of Valley Forge for his work on behalf of Pennsylvania veterans (1992); the American Hellenic Institute Award (1996); the Ellis Island Medal of Honor Award from the Ethnic Coalition of Organizations, Inc., an award recognizing professional and patriotic contributions and paying tribute to the immigrant experience (1998); the Renaissance Man-of-the-Year Award from the Buffalo Renaissance Foundation (1998); the National Fraternity of Phi Mu Delta Distinguished Alumni Chapter Award (1998); the RPI Entrepreneur-of-the-Year Award (September 1998); and the 1998 Spirit of Wellsville Award (Wellsville, NY, is Mr. Rigas' hometown). He has had athletic fields named after him in Coudersport, PA and Wellsville, NY.

Mr. Rigas resides in Coudersport with his wife, Doris. They have four children, three of whom - Michael, Timothy, and James - are actively involved in the management of Adelphia. The fourth, Ellen, resides in New York City, where she is pursuing a career in the field of entertainment.

PARTNERSHIP BOARD

BOARD OF NIAGARA FRONTIER HOCKEY MANAGEMENT CORP. - GENERAL PARTNER


Chairman of the Board.....John J. Rigas
Vice Chairman of the Board & CounselRobert O. Swados
Vice Chairman of the BoardRobert E. Rich, Jr.
Chief Executive OfficerTimothy J. Rigas
DirectorMichael J. Rigas
DirectorJames P. Rigas
DirectorGeorge Strawbridge, Jr.
DirectorSeymour H. Knox, IV

PARTNERSHIP BOARD OF NIAGARA FRONTIER HOCKEY, L.P.

(includes prior mentioned Executives and Directors)
Edwin C. AndrewsRichard W. Rupp
Peter C. AndrewsHoward T. Saperston, Jr.
William C. Cox, IIIPaul A. Schoellkopf
John B. FisherJoseph T.J. Stewart
George T. GregoryWilliam H. Weeks
John E. Houghton



TIMOTHY J. RIGAS
Chief Executive Officer



Timothy Rigas was named Chief Executive Officer of the Sabres on April 8, 1998. While serving in that capacity with the team, he maintains his role as Executive Vice President, Chief Financial Officer, Chief Accounting Officer, and Treasurer of Adelphia Cable Communications and its subsidiaries. He also owns the title of Vice Chairman and Chief Financial Officer of Hyperion Communications, an Adelphia subsidiary that has become a leading competitive local exchange carrier. One cable industry observer has described Timothy as "a real visionary, as creative in financing as anybody in the cable business."

Timothy first joined the constituent entities that became Adelphia in 1979 after graduating from the University of Pennsylvania's Wharton School with a B.S. Degree in Economics. When he joined Adelphia, the company had a total of 45,000 subscribers, and was generating \$7 million per year. Today, Adelphia boasts over two million subscribers and annual revenues exceeding \$750 million.

Timothy, John, Michael and James Rigas each own 25% of the controlling interest of the Buffalo Sabres.

In addition to his work with the Sabres and Adelphia, Timothy is also affiliated with the following organizations: the Pennsylvania Cable Association Legislative Implementations Committee, the Potter County Hospital Authority, the Coudersport Library Board, and the Coudersport Rotary Club.

Timothy, 42, is single and resides in Coudersport, PA.

MICHAEL J. RIGAS
Director



Michael Rigas is the Executive Vice President of Operations for Adelphia Cable Communications, and serves on the Board of Directors of Niagara Frontier Hockey Management Corporation. In his role with Adelphia, he oversees all cable television system operations at the corporate level and monitors compliance with federal, state and local laws and regulations.

He graduated from Harvard Law School after earning an undergraduate degree (Magna Cum Laude) in history from Harvard. Michael worked for the Washington D.C.-based law firm of Webster, Chamberlain, and Bean for one year before joining Adelphia in 1981.

Michael, John, Timothy and James Rigas each own 25% of the controlling interest of the Buffalo Sabres.

Like his father and his brothers, Michael works with a number of local and regional organizations, including: Cable Television Association (CATA), New York State Cable Television Association (where he serves as Chairman), National Cable Center and Museum, St. Bonaventure University, and Charles Cole Memorial Hospital.

Michael, 44, is single and resides in Coudersport, PA.

JAMES P. RIGAS
Director



James Rigas is the Executive Vice President of Strategic Planning at Adelphia, and sits on the Board of Directors of Niagara Frontier Hockey Management Corporation. In his role with Adelphia, James manages the engineering, marketing and customer service aspects of the company. He also plays a critical role in Adelphia's expansion into new lines of business. To that end, James is the Vice Chairman, CEO and Director of Hyperion Telecommunications, Inc., which is an Adelphia subsidiary that has become a leading competitive local exchange carrier.

After graduating Magna Cum Laude from Harvard, James attended Stanford University, where he earned a juris doctor degree and a master's degree in economics in 1984. He joined Adelphia in 1986 after serving for two years as a consultant with Bain & Co., a management consulting firm.

James, Michael, John and Timothy Rigas each own 25% of the controlling interest of the Buffalo Sabres. James, 40, and his wife, Dr. Mary Ann Rigas, a pediatrician, are the parents of three children: Christopher Paul, 4; John Michael, 3; and Andrew James. They reside in Coudersport, PA.





RON BERTOVICH
Interim Vice President/Administration

Ron Bertovich was named Interim Vice President/Administration for the Buffalo Sabres and Marine Midland Arena on April 8, 1998. In his role with the Sabres, Ron oversees all day-to-day operations of the team in the areas of broadcast, ticket sales, marketing, sponsorship, amateur athletics, operations, and arena events.

Bertovich joins the team while also serving as the Vice President/General Manager of the Empire Sports Network, the television home of the Sabres. He was hired by the regional sports network on February 24, 1994 and was instrumental in the growth of the network, specifically in the area of live sports programming. Besides the 70-plus Buffalo Sabres regular season and playoff games, Empire's program line-up boasts live coverage of several professional sports from throughout Western and Central New York including teams from the American Hockey League, Triple-A baseball, the National Professional Soccer League, and the National Lacrosse League. The network also broadcasts a package featuring the NBA's Toronto Raptors in addition to over 150 college basketball and football games.

Ron also oversaw the introduction of FAN TV and the Empire Sports Report - interview and highlight shows which focus on regional sports stories and produce four hours of live programming each day.

On the affiliate side, the network subscriber base has tripled to its current total of 1.1 million subscribers throughout Western and Central New York during Bertovich's tenure. The staff kept pace with the network's growth, increasing from less than 20 full-time employees to its current level of 75.

Prior to joining the network, Ron served as the Commissioner of the Atlantic 10 Conference from 1986-1994. He was instrumental in creating a conference television package that increased exposure for the league's men's and women's basketball teams. Upon his departure, the conference was conducting championships and recognizing scholar-athletes in 18 sports.

Ron graduated from St. Francis (PA) College in 1976 with a degree in Business Management. He has also earned a master's degree in Industrial Relations from St. Francis, and a master's degree in athletic administration from Ohio State University. A native of Bentleyville, Pennsylvania, Ron and his wife Cheryl have two daughters: Meghan Lynn (12) and Kimberly Lynn (10). The Bertovich family resides in Getzville, New York.

EXECUTIVE DEPARTMENT



Kevin Billet
Senior Vice President/
Legal & Business Affairs



Seymour H. Knox IV
Vice President/
Corporate Relations



Christye Peterson
Vice President/Marketing



John Sinclair
Vice President/
Ticket Sales & Operations



DARCY REGIER
General Manager

Darcy Regier drew on all 20 years of his professional hockey experience to avoid early season controversies last year and manage the Sabres to their best playoff finish in 18 seasons. Hired as the team's General Manager on June 11, 1997, the former defenseman quietly, but effectively, put a coaching staff in place and fine-tuned the roster leading the way for the Sabres to finish among the NHL's final four teams.

After hiring Lindy Ruff as Head Coach last summer and working jointly with him in forming the coaching team (Mike Ramsey was hired as Assistant Coach and Don Lever was promoted to Associate Coach), Regier turned his attention toward improving the on-ice product. In a deal which received little fanfare but produced big results, he acquired defenseman Jason Woolley for a draft pick last September to help improve the team's power play. Woolley immediately sparked the unit, and finished the season as Buffalo's leading point-getter with the man-advantage. By acquiring Geoff Sanderson and Paul Kruse during the season, he succeeded in gaining a former 40-goal scorer and improving the size and grit of the hockey club. In March, he inked two-time MVP Dominik Hasek to a multi-year contract extension, preventing the goaltender from becoming an unrestricted free agent at the end of this season.

Prior to joining the Sabres, the 41-year old served in roles with the Islanders as: Director of Hockey Administration, Assistant Coach, and Assistant General Manager. While on Long Island, he supervised the club's amateur development, and saw their International Hockey League affiliate win back-to-back championships (Denver Grizzlies in 1994-95 and then, after moving to Salt Lake City, the Utah Grizzlies in '95-'96). Legendary Islanders' coach Al Arbour, along with Bill Torrey, who served in roles as General Manager, President, Chairman of the Board, and Consultant with New York, were significant contributors to Regier's career as a hockey administrator. Regier left the Islanders organization briefly in the 1991-92 season to serve as an assistant coach with the Hartford Whalers.

Born in Swift Current, Saskatchewan, he was the fifth choice (77th overall) of the California Golden Seals in the 1976 Amateur Draft. He appeared in 26 NHL games over the course of three seasons with the Cleveland Barons and the New York Islanders, totaling two assists and 35 PIM. Regier played parts of eight seasons of professional hockey, and was a member of three championship teams. In 1982, he was named a First Team All-Star with Indianapolis (IHL), where he eventually became associated with one of the people he considers an influence on his hockey life, current Detroit Red Wings Senior Vice President/Hockey Operations Jim Devellano, who was the team's GM.

During his playing career, Regier was involved in the early setup of the Professional Hockey Players' Association.

Darcy and his wife Katherine reside in Clarence with their three sons: Jonathan (17), Justin (13), and Jarrett (5).





LARRY CARRIERE
Assistant to the General Manager

Known as "The Hawk" during his playing days in Buffalo, Larry Carriere returns for his sixth season in the Sabres front office, his fourth in the position of Assistant to the General Manager. Larry works in a variety of roles, but his primary responsibilities are overseeing minor league operations and contracts, as well as professional player needs. He also serves as the Sabres representative on the American Hockey League Board of Governors.

Carriere works closely with developing Sabres players assigned to the team's minor league affiliates: the American Hockey League's Rochester Americans and the Broome County (Binghamton) Icemen of the United Hockey League. The Amerks have enjoyed many team and individual successes over the last few years, including the 1995-96 Calder Cup Championship. Last season, Vaclav Varada was promoted to Buffalo from Rochester and played a vital role in the team's playoff run, and players such as Erik Rasmussen, Jean-Luc Grand-Pierre, and Martin Biron may be poised to make similar jumps this year. Carriere's role with the Icemen should prove equally challenging considering this is their first season as a Sabres affiliate.

Prior to being named to his current position, Larry was the team's Director of Player Evaluation after serving as a scout for the Sabres in the Quebec region for eight years. He is also fluent in French.

The team's second round draft choice in 1972, Carriere played 206 games over two stints with the Sabres during his seven-year NHL career. Carriere's playing days with Buffalo ranged from the 1972-73 season through and including the 1974-75 campaign and the Sabres' appearance in the Stanley Cup Finals. Carriere was dealt to the Atlanta Flames before the start of the 1975-76 season and would go on to also play with Vancouver and Los Angeles before returning to Buffalo during the 1977-78 season. He appeared in 416 NHL games, recording 17 goals, 83 assists, 100 points, and 512 penalty minutes.

Carriere graduated from Loyola College in Montreal with a Bachelor of Commerce degree, with a major in Business Administration. He has also studied management at the University of Michigan. Larry his wife Suzanne live in Williamsville, New York. They have two grown children: Nicholas and Stephanie.



DON LUCE
Director of Player Personnel

Don Luce enters his twelfth season as the Buffalo Sabres Director of Player Personnel, where he oversees the team's 11-person scouting staff. Together they scout the NHL, IHL, AHL, and ECHL, as well as the Canadian junior leagues, American high schools and colleges, and European leagues. The staff's success over the years can be seen by the fact that nine of the 23 players on last year's team that went to the conference finals were drafted and developed by the Sabres.

Last spring, Luce and his staff received acknowledgment of their strong work when The Hockey News ranked the Sabres as having the second best group of prospects in the entire NHL. Included in this group were 1996 draftees Cory Sarich and Erik Rasmussen who were rated as the 11th and 12th best NHL-affiliated prospects respectively. Further evidence of the depth of the organization's young talent was found when six players participated in last year's World Junior Championships: Mika Noronen (1997 1st round), Henrik Tallinder (1997 2nd round), Maxim Afinogenov (1997 3rd round), Kamil Piros (1997 8th round), Cory Sarich (1996 2nd round), and Alexei Tezikov (1996 5th round). Noronen helped lead Finland to the gold medal, and was named to the All-Tournament Second Team.

Don first joined the Sabres' front office staff in 1984 when he worked for a year on special assignments and American scouting. In 1985-86, Don was an assistant coach, before taking on his current role in 1987. One of his major accomplishments was his instrumental role in bringing Alexander Mogilny to America in 1989.

A member of the Buffalo Sabres Hall of Fame, Luce originally became a Sabre as part of a trade with Detroit for Joe Daley in 1971. He spent almost 10 full seasons of his NHL career with Buffalo and ranked with Craig Ramsay as two of the league's best penalty-killers throughout the 1970's.

In 1974-75, Don enjoyed arguably his finest season helping the Sabres to the Stanley Cup Finals and establishing two team records which still stand to this day: eight short-handed goals in one season and an incredible +61 plus/minus ranking. He capped the year by being named the winner of the Bill Masterton Memorial Trophy which is given to the NHL player who best exemplifies the qualities of perseverance, sportsmanship, and dedication to hockey.

After a trade to Los Angeles in 1981, Luce went on to play one more season with Toronto before retiring. He appeared in a total of 894 NHL games, registering 225 goals, 328 assists, 553 points, and 364 PIM. Don still ranks in the top 10 with Buffalo in eight career leaders categories.

As a result of his many accomplishments on and off the ice, Don was honored with induction into the Greater Buffalo Sports Hall of Fame in September 1997. He and his wife Diane reside in Williamsville, New York. They have four grown children: Scott, Kim, Kelly, and Kristin.

LINDY RUFF
Head Coach



Unshaken by early-season unsigned free agents and off-ice controversy, Lindy Ruff showed the poise of a veteran head coach in leading the Sabres to the Eastern Conference Finals in his first year behind the bench. The conference finals appearance was the team's first since 1980, which ironically was Ruff's rookie year with the Sabres.

Hired as the 15th head coach in team history on July 21, 1997, Ruff achieved playoff successes his first year that none of his Sabres predecessors had ever experienced. The 1997-98 squad set a team record with an eight-game postseason winning streak, and tied the club mark with ten wins in a playoff year. Those performances were forecast by the team's second-half success when Buffalo recorded the NHL's best winning percentage (.640) after January 1, which included a 13-game unbeaten streak. A key to the second-half turnaround was Ruff's ability to increase the team's shots for from the previous season, while decreasing the shots against. The result was that last year's team outshot its opponents 26 times, as opposed to just 12 times the year before.

Ruff joined the Sabres as a second round (32nd overall) draft pick in 1979 following a distinguished career as a defenseman with Lethbridge (WHL). He made the team at his first training camp and went on to play 63 games for the Sabres during the 1979-80 season, a season which culminated in Ruff being named the team's rookie-of-the-year. Eighteen years later, Ruff still ranks fifth on the Sabres' all-time regular season list in penalty minutes (1,126) and is tied for tenth in games played (608). In 691 career NHL games, Lindy totaled 105 goals, 195 assists, 300 points, and 1,264 penalty minutes.

In his third season with Buffalo, Ruff was converted to left wing after having played defense throughout his junior career and his first two seasons as a pro. In November 1986, he received perhaps his greatest individual honor as a Sabre when he was named to replace Gil Perreault as team captain after the legend's retirement. Lindy continued to display leadership qualities as a player when he returned to defense in January 1987.

Ruff was traded to the Rangers in 1989, where he played two more seasons with New York before then-Rangers Head Coach Roger Neilson (who had also coached Lindy in Buffalo) advised him to consider coaching. Although disappointed in leaving the NHL, he pursued a role as a player/assistant coach with Rochester, Buffalo's affiliate in the AHL, in the 1991-92 season. Working with former Sabres teammate and then-Rochester Head Coach Don Lever, Ruff helped the young Amerks as a coach on the ice. Ruff took a similar role the following season with the IHL's San Diego Gulls, working under another former Sabres teammate (and current Ottawa GM), Rick Dudley.

When expansion hit the NHL again in the 1993-94 season, Head Coach Roger Neilson - the man who suggested Lindy pursue a career in coaching - tabbed Ruff as one of his assistants for the new Florida Panthers club. As the primary coach of the penalty-killing unit and defensemen, Ruff received accolades for his work with those groups. The over-achieving, hard-working Panthers went all the way to the Stanley Cup Finals in 1996, just their third season in existence.

Lindy and his wife Gaye have been married for 13 years and reside in Clarence with their four children: Brett (9), Eryn (7), and twins Brian and Madeleine (4). In the offseason, the Ruffs rent a cottage in Montana, where Lindy enjoys fishing, boating, and golfing.

HEAD COACHING RECORD

Season	Team	League	Regular Season					Playoffs		
			W	L	T	PTS	PCT	W	L	PCT
1997-98	Buffalo	NHL	36	29	17	89	.543	10	5	.667



ALL-TIME COACHING RECORDS OF THE SABRES

Coach	Games	Won	Lost	Tied	Pct.
Floyd Smith - 5/74 to 5/77	241	143	62	36	.668
Roger Neilson - 10/80 to 5/81	80	39	20	21	.618
Marcel Pronovost - 10/77 to 12/78	104	52	29	23	.611
Scott Bowman - 6/79 to 5/80, 10/81 to 12/81, 3/82 to 5/85, 1/86 to 11/86	404	210	134	60	.594
Billy Inglis - 12/78 to 6/79	56	28	18	10	.589
Lindy Ruff - 7/97 to 6/98	82	36	29	17	.543
Jim Roberts - 12/81 to 3/82	45	21	16	8	.555
Rick Dudley - 10/89 to 12/91	188	85	72	31	.535
John Muckler - 12/91 to 6/95	268	125	109	34	.530
Ted Sator - 12/86 to 4/89	207	96	89	22	.517
Ted Nolan - 7/95 to 5/97	164	73	72	19	.503
Jim Schoenfeld - 6/85 to 1/86	43	19	19	5	.500
Joe Crozier - 1/72 to 5/74	192	77	80	35	.492
Punch Imlach - 10/70 to 1/72	119	32	62	25	.378
Craig Ramsay - 11/86 to 12/86	21	4	15	2	.238

ALL-TIME COACHING RECORDS OF SABRES IN PLAYOFFS

Coach	Games	Won	Lost	Pct.
Lindy Ruff - 1998	15	10	5	.667
Scott Bowman - 1980, 1982, 1983, 1984, 1985	36	18	18	.500
Floyd Smith - 1975, 1976, 1977	32	16	16	.500
Roger Neilson - 1981	8	4	4	.500
Ted Nolan - 1997	12	5	7	.417
John Muckler - 1992, 1993, 1994, 1995	27	11	16	.407
Marcel Pronovost - 1978	8	3	5	.375
Rick Dudley - 1990, 1991	12	4	8	.333
Joe Crozier - 1973	6	2	4	.333
Billy Inglis - 1979	3	1	2	.333
Ted Sator - 1988, 1989	11	3	8	.273

SABRES FACT

The following people have served as assistant coaches for the Sabres:

Red Berenson - 1982-83 to 1983-84

Joe Crozier - 1984-85

Don Lever - 1987-88 to 1989-90, 1992-93 to present

Terry Martin - 1995-96

Roger Neilson - 1979-80

Nick Polano - 1981-82

Craig Ramsay - 1984-85 to 1986-87

Mike Ramsey - 1997-98 to present

Jim Roberts - 1979-80 to 1983-84

Barry Smith - 1985-86 to 1988-89

Ron Smith - 1980-81

Paul Theriault - 1996-97

John Tortorella - 1989-90 to 1994-95

John Van Boxmeer - 1990-91 to 1991-92

DON LEVER Associate Coach



Don Lever returns for his ninth season on the Sabres coaching staff, serving his second straight year as the team's Associate Coach. Lever was promoted to that position prior to the start of last season by Lindy Ruff who knew that Don's experience would prove invaluable to himself and rookie assistant coach Mike Ramsey. While being involved in all aspects of coaching, Don pays particular interest to the team's power play. Last year's Sabres team improved seven places in the power play rankings from the previous year, and, more impressively, finished second overall in the playoffs with a 18.0% success rate.

Lever originally became an assistant coach with Buffalo after his playing career as a left winger, then became the head coach of the AHL-affiliate Rochester Americans before returning to the NHL as an assistant for the 1992-93 season. A defensive specialist during his playing days, Lever has helped build a fast Sabre team which is also respected for its aggressive play.

Before reuniting on the Buffalo coaching staff, Don and Lindy Ruff were teammates on the Sabres for two seasons: 1985-86 and 1986-87. In fact, Ruff's first coaching experience came while serving as a player/assistant under Lever with the Amerks in 1991-92. Ruff represents the fifth head coach Lever has worked with as a Sabres' assistant coach, having also served with Ted Sator, Rick Dudley, John Muckler, and Ted Nolan.

In 1990-91, Lever's first season as coach of the Amerks, he earned AHL Coach of the Year honors after Rochester went to the Calder Cup finals following a league-best 45-26-9 regular season. Lever also played for Rochester in 1985-86 and 1986-87, winning the Calder Cup in the role of player-coach in his final pro season.

Don played his junior hockey in nearby Niagara Falls, Ontario. After scoring 126 points in 63 games for the OHL's Flyers, he was the first draft choice (and third pick overall) of the Vancouver Canucks in 1972. Don was traded to Atlanta in February 1980 after eight seasons with the Canucks, and moved with the Flames to Calgary that summer. He was dealt to Colorado in 1981, and again was a part of a franchise shift as the Rockies became the New Jersey Devils in 1982. The Sabres acquired his rights from the Devils on September 9, 1985, and he spent two seasons as a player in Buffalo's organization. In 1,020 NHL games, he accumulated 313 goals, 367 assists, 680 points, and 593 PIM.

Don and his wife Karen live in Amherst, New York with their three children: Michael (17), Sarah (15) and Caitlin (13).

MIKE RAMSEY Assistant Coach



When Sabres' Head Coach Lindy Ruff introduced Mike Ramsey as the team's new assistant coach on July 24, 1997, he said that Mike would be entrusted with "helping to build the defense into a strong unit." An NHL defenseman for 18 seasons, Ramsey seemed like a logical choice for the role, and he did not disappoint in his first year coaching with the team. Last season's edition of the Sabres established a franchise record with just 187 goals allowed.

Mike's impact was immediately evident by the fact that the top three players in the team's plus/minus rankings were all defensemen: Darryl Shannon (+26), Alexei Zhitnik (+19), and Mike Wilson (+13). "Rammer" also spent time working with the team's penalty killing unit which responded in the playoffs with a 90.0% success rate, the best mark in the league. For the record, the Sabres allowed just 9 goals in 90 postseason power plays against.


Of his 18 seasons in the league, 14 were spent with the Sabres (1979-80 - 1992-93), including ten seasons with Lindy Ruff. In fact, Ramsey was Buffalo's first round pick in the 1979 NHL Entry Draft and Ruff was the team's second round pick that year.

The Minneapolis, Minnesota native enjoyed much success throughout his playing career, including participation in four NHL All-Star Games and Rendez-Vous '87. Perhaps his most memorable experience took place in 1980 when Mike was a member of the U.S. Olympic hockey team which upset the Soviet Union and subsequently won the gold medal.

Mike left the Sabres in a March 1993 trade to Pittsburgh (for Bob Errey) and eventually finished his career with the Detroit Red Wings. He went to the 1995 Stanley Cup Finals with Detroit and made a brief two-game comeback during the 1996-97 season before hanging up his skates. He still ranks third on the Sabres all-time regular season games played list with 911. In 1,070 career NHL games, Ramsey totaled 79 goals, 266 assists, 345 points, and 1,012 penalty minutes.

Mike owns a sporting goods store in his native Minnesota. He and his wife Jill have three children: Rachel (6), Hannah (5), and Jack (3).





DOUG McKENNEY
Strength & Conditioning Coach

Doug McKenney returns for his fourth season on the Sabres' coaching staff. McKenney joined the Sabres in June 1995 after serving as the Hartford Whalers strength and conditioning coach for six years. He served in the same capacity for the Pittsburgh Penguins the four years prior.

McKenney, 39, began working with all rostered Sabres players on strength and conditioning programs after the July 1995 NHL Entry Draft in Edmonton and hasn't stopped since. His duties with the team include working on programs with both the NHL club and the AHL affiliate Rochester Americans, Sabres draft choices, as well as in conjunction with Buffalo's Director of Player Personnel Don Luce on potential draftees. He also works with a physical therapist and team doctors on the rehabilitation of all injured players.

Doug is most proud of the fact that since he's arrived in Buffalo the club's overall body fat level has dropped from 11.2% to 9%. The results of this improved conditioning can be seen in the team's man-games lost to injury which was just 115 last season, the lowest mark since 1981-82. Another area where the results of Doug's work can be found is in the team's third period performance, where last season the Sabres outscored their opponents 86-54. The 32-goal differential in the final stanza represented the NHL's largest margin.


Since it is difficult to conduct intense training during the season, McKenney places a special emphasis on teaching players nutrition. He has even developed recommended menus for local restaurants and chains, which players can consult to help make smart food choices. McKenney also utilizes computer software to analyze each player's food intake and make suggestions on how they can improve their diets. Before the players leave for the offseason, Doug, in conjunction with the hockey department, devises a conditioning manual and video tailored to each player's individual needs. For those players who remain in Buffalo, McKenney supervises their off-season conditioning and skating programs.

For the third straight summer, McKenney and Luce ran a mini-camp for the team's top prospects. This unique program consists of physical workouts as well as seminars in nutrition, understanding the media, drug and alcohol awareness, and other lifestyle instruction. Sixteen of the organization's top prospects participated in the six week program this past year.

A 1981 graduate of Springfield College, McKenney taught two years of physical education at Dover High School in New Hampshire and served on the coaching staff of the school's football team. He subsequently obtained his master's degree in exercise physiology at Mississippi State University.

Doug and his wife Suzanne reside in Hamburg, New York with their two children, sons Matthew (11) and Neil (9).

COACHING STAFF



Jim Corsi
Goaltender Coach



Jeff Holbrook
Administrative Assistant
Coach



Dennis Cole
Assistant Strength
Coach

SCOUTING DEPARTMENT



Jim Benning
Director of Amateur
Scouting



Terry Martin
Director of Pro
Scouting



David Volek
Director of
European
Amateur Scouting



Kevin Devine
Western Pro Scout



Frank Effinger
Eastern Pro Scout



Don Barrie
Ontario
Amateur Scout



Paul Merritt
New England
Amateur Scout



Mike Racicot
Quebec/Maritimes
Amateur Scout



Rudy Migay
College/Junior
Amateur Scout



Darryl Plandowski
Western Amateur
Scout

SCOUTING (Cont.)



Bo Berglund
Sweden/Finland
Amateur Scout



Jim Pizzutelli
Head Trainer/Massage
Therapist



Rip Simonick
Equipment Manager



George Babcock
Assistant Equipment
Manager

TRAINERS/EQUIPMENT

MEDICAL STAFF



Dr. John Marzo
Club Doctor



Dr. John Butsch
Club Doctor Emeritus



Dr. Les Bisson
Orthopedic

Dr. Nicholas Aquino
Doctor

Dr. William Hartrich
Doctor
Not Pictured



Dr. Steve Jensen
Oral Surgeon



Max Offenberger,
Ph.D.
Team Psychologist



Dr. Daniel Yustin
Dentist



Joe Aquino
Physical Therapist



SABRES COMMUNICATIONS DEPARTMENT




MICHAEL GILBERT

Director of Communications

Michael Gilbert enters his second year as Sabres' Director of Communications after joining the team on September 2, 1997. Gilbert's history of success followed him to the Sabres, where for the second straight season, he was on a staff that was acknowledged with the Professional Hockey Writers Association's Dick Dillman Award for public relations achievement. Michael had also won the award the year before with the New Jersey Devils, where he served as the team's Director of Public Relations for two seasons. Before his move to the NHL, Michael was the Assistant Director of Public Relations for the NFL's Philadelphia Eagles for four years, assisting with the day-to-day operations of that team's PR department.

Michael's football background also includes stints as Assistant Director of Public Relations for the Raleigh-Durham Skyhawks of the WFLA (1990) and as a Graduate Assistant with the Buffalo Bills (1988-90). The move to the Sabres represented a homecoming for Gilbert, who grew up in the Buffalo suburb of Tonawanda. Michael graduated from Canisius College in Buffalo with degrees in Communications and History. He and his wife Amy reside in Amherst, NY.



GIL CHORBAIAN

Media Relations Director

This season represents Gil's fifth full season with the Sabres, and fourth in his current role of Media Relations Director. He joined the team as a Graduate Assistant prior to the start of the 1994-95 season and was named to his present position at the conclusion of that year. Along with Michael and Bob, he was part of last year's staff which was recognized with the Professional Hockey Writers Association's Dick Dillman Award for public relations achievement. In Gil's role with the team, he serves as a liaison between the Sabres organization and the media. He is primarily responsible for arranging interviews, coordinating press conferences,

writing press releases and assisting in game-day operations. A native of Albany, New York, he graduated from Hamilton (NY) College with a major in English and a minor in mathematics. Gil received his master's degree in sport management in 1994 from the University of Massachusetts. He is single and resides in Orchard Park, NY.



BOB SCHRANZ

Director of Information

Bob enters his second season with the Sabres as the team's Director of Information. Prior to joining the Sabres, he served as Assistant Director of Media Relations for the NFL's Houston Oilers (1992-96). Bob and the Oilers' staff were recognized for their outstanding work in 1993, when the Professional Football Writers Association honored them with the Pete Rozelle Award for excellence in media relations. His football experience also includes a stint as a Graduate Assistant with the Buffalo Bills (1990-91). In his role with the Sabres, Bob oversees all publications, including the media guide, yearbook, team magazine and press notes. He


additionally assists in the maintenance of the team's web site, and works as the Sabres' contact for the NHL's new real-time scoring system. Along with Michael and Gil, he was part of the 1997-98 staff that was recognized with the Professional Hockey Writers Association's Dick Dillman Award for public relations achievement. Bob graduated from Buffalo State College in 1990 with a bachelor's degree in Public Communications, after receiving an associate's degree in Communications and Media Arts from Niagara County Community College. He resides in Hamburg, NY.

1998-99 COMMUNICATIONS DEPARTMENT

Graduate AssistantGregg Huller

InternsCarlos Bonafonte, Tim Darling, Scott Schranz, Kevin Wiles

The Players



Donald Audette 28

Right Wing



Born: September 23, 1969
Laval, Quebec
Height: 5'8" **Weight:** 184
Shoots: Right
Last Amateur Club: Laval (QMJHL)

HOW ACQUIRED: Buffalo's ninth-round draft choice (183rd overall) in 1989.

1997-98: Led Sabres in game-winning goals (5), multi-point games (11) and power-play goals (10)...Also first on team in goals (24) and third in points (44)...Wore captain's "C" for one game at Montreal (4/18) with Michael Peca out injured (knee)...Voted Sabres' nominee for 1997-98 Bill Masterton Memorial Trophy by local chapter of PHWA...Suffered concussion vs. Calgary (10/22) and placed on I.R. list (10/22)...Returned from I.R. vs. Washington (11/13) after missing seven games while recovering from concussion...Posted back-to-back multi-point games (1+1) at Boston (1/20) and (2+0, both on PP) vs. N.Y. Islanders (11/22)...Had at least one goal in three consecutive games (total of 4 goals; 1/20 at Bos. to 1/24 at Pit.)...Scored GTG in 3-3 contest vs. N.Y. Rangers (11/28)...Had Sabres' lone goal in 1-0 win vs. Montreal (12/19)...Scored on breakaway and had assist (on GWG) at Toronto (1/14)...Set up Jason Dave's (R/LW) two goals (15 seconds apart) and scored again on breakaway for three-point night vs. Vancouver (1/15)...Recorded second three-point game of season (2+1=3) in 7-3 win at Tampa Bay (2/2)...Posted both Sabre goals (on PP) in 2-2 game vs. Pittsburgh (2/6)...Recorded goal (PP) and assist in 2-2 tie vs. Toronto (2/25)...Scored 11 seconds into third period for GWG in 2-0 victory at Calgary (3/24), moving past Pat LaFontaine (158) into sole possession of 12th on Sabres' all-time goal scoring list...Recorded two scores for 11th multi-point game of season in 4-0 win vs. Los Angeles (4/1)...Games missed due to injury: 7...Multi-point games: 11...Tied for Sabres' lead in points in **1998 playoffs** with 13 (Matthew Barnaby, 13)...Moved into sole possession or tied for tenth on Sabres' all-time lists for playoff games (48, 10th), goals (12, T-10th), assists (17, T-10th) and points (29, 10th)...Had three multi-point games...Assisted on Sabres' first score and on Geoff Sanderson's GWG in 3-2 OT win vs. Montreal (5/8)...Scored GWG as well as series-clinching goal in Game Four at Montreal (5/14), while adding assist (on PP)...Had eight-game point streak (3+7=10; 4/27 to 5/23), tying Sabres' longest point streak in one playoff year (8 by Dale Hawerchuk in 1993)...Streak also ranked as longest in NHL in 1998 playoffs.

CAREER: Enters 1998-99 12th on Sabres' all-time goal-scorers list with 164 (11th, Rick Seiling, 176), and seventh on Sabres' all-time list for power-play goals with 64 (T-5th, Danny Gare and Pat LaFontaine, 66)...**1996-97:** Tied with Michael Peca (C) for team lead with 24 road points (10+14=24)...Led Sabres in power-play goals (8)...Notched 200th career Sabre/NHL point (goal) vs. Toronto (11/21)...Saw action in 300th Sabre/NHL game vs. Chicago (1/20)...Had six-game point-scoring streak (3+4=7) end at Florida (3/22)...Passed Rene Robert vs. Pittsburgh (3/5) for sole possession of 10th place on team's all-time career leaders list in power-play goals...Recorded 100th Sabre/NHL assist vs. New Jersey (3/9)...Games missed due to injury: 9...Second on team with nine points (4+5=9) in 1997 playoffs...Had four-game point-scoring streak (3+1=4) end May 5...**1995-96:** Missed 48 games after undergoing surgery to reconstruct anterior cruciate ligament in right knee...Recorded second hat trick of career, scoring three second-period goals vs. San Jose (11/8)...**1994-95:** Finished tied for second in NHL in power-play goals (13) and tied for second in game-winning goals (7)...Recorded first NHL hat trick vs. Ottawa (3/30)...**1993-94:** Had career-best 16 power-play goal...Scored first short-handed goal of career at Montreal (10/9)...Recorded seven-game point streak (4+5=9; 1/27 to 2/8)...Scored game's only goal in 1-0 win vs. Montreal (4/8)...**1992-93:** Missed first 22 games (knee surgery)...Played in eight playoff games...**1991-92:** Won Fred T. Hunt Memorial Trophy as Sabres' Rookie of the Year...Seventh in points, third in goals and tied for first in power-play goals (5) among NHL rookies...Also set career best for goals in one season (31), tying for fourth on Sabres' one-season list of goals by rookie...Led team with six game-winning goals (2 in OT)...**1989-90:** Won Dudley "Red" Garrett Award as AHL's Rookie of the Year...**1988-89:** Won Guy Lafleur Trophy as league's MVP in playoffs.

PERSONAL: Donald and wife, Manon, are celebrity spokespersons for "First Night Buffalo" - association that promotes drug and alcohol-free events on New Year's Eve...Couple live in East Amherst with daughter, Katherine, and son, Daniel.

CAREER GAME HIGHS

Goals: 3 (3/30/95 vs. Ottawa; 11/8/95 vs. San Jose)
Assists: 3 (11/23/91 at Boston; 3/9/94 at Anaheim)
Points: 4 (11/8/95 vs. San Jose; 11/18/95 at New Jersey)
Penalty Minutes: 17, two times
Longest Point Streak: 7 games, 4+5=9 (1/27/94 to 2/8/94)

AUDETTE vs. NHL

Team	GP	G	A	TP	PIM
Anaheim	6	1	6	7	2
Boston	30	11	12	23	19
Calgary	11	4	4	8	21
Carolina	28	8	3	11	22
Chicago	10	4	4	8	20
Colorado	18	7	4	11	13
Dallas	9	1	5	6	4
Detroit	9	3	2	5	10
Edmonton	9	0	2	2	19
Florida	13	12	3	15	6
Los Angeles	11	7	2	9	8
Montreal	32	16	9	25	31
New Jersey	22	7	10	17	6
N.Y. Islanders	24	14	4	18	10
N.Y. Rangers	21	6	7	13	12
Ottawa	27	14	7	21	22
Philadelphia	18	5	6	11	8
Phoenix	10	3	5	8	11
Pittsburgh	28	9	4	13	14
San Jose	10	10	3	13	10
St. Louis	10	3	3	6	21
Tampa Bay	16	5	6	11	10
Toronto	8	7	3	10	10
Vancouver	10	4	5	9	4
Washington	19	3	6	9	10
NHL Totals	409	164	125	289	323



Donald Audette

The Players

REGULAR SEASON

PLAYOFFS

Season	Team	League	GP	G	A	TP	+/-	PIM	PP	SH	GW	GT	S	S%	GP	G	A	TP	PIM
1986-87	Laval	QMJHL	66	17	22	39	--	36	--	--	--	--	--	--	14	2	6	8	10
1987-88	Laval	QMJHL	63	48	61	109	--	56	--	--	--	--	--	--	14	7	12	19	20
1988-89	Laval	QMJHL	70	76	85	161	--	123	--	--	--	--	--	--	17	17	12	29	43
1989-90	Rochester	AHL	70	42	46	88	20	78	15	0	5	0	249	16.9	15	9	8	17	29
	Buffalo	NHL	--	--	--	--	--	--	--	--	--	--	--	--	2	0	0	0	0
1990-91	Buffalo	NHL	8	4	3	7	-1	4	2	0	1	0	17	23.5	--	--	--	--	--
	Rochester	AHL	5	4	0	4	--	2	3	0	1	0	18	22.2	--	--	--	--	--
1991-92	Buffalo	NHL	63	31	17	48	-1	75	5	0	6	1	153	20.3	--	--	--	--	--
1992-93	Buffalo	NHL	44	12	7	19	-8	51	2	0	0	0	92	13.0	8	2	2	4	6
	Rochester	AHL	6	8	4	12	7	10	3	0	2	0	28	28.6	--	--	--	--	--
1992-94	Buffalo	NHL	77	29	30	59	2	41	16	1	4	0	207	14.0	7	0	1	1	6
1994-95	Buffalo	NHL	46	24	13	37	-3	27	13	0	7	0	124	19.4	5	1	1	2	4
1995-96	Buffalo	NHL	23	12	13	25	0	18	8	0	1	0	92	13.0	--	--	--	--	--
1996-97	Buffalo	NHL	73	28	22	50	-6	48	8	0	5	1	182	15.4	11	4	5	9	6
1997-98	Buffalo	NHL	75	24	20	44	10	59	10	0	5	1	198	12.1	15	5	8	13	10
	NHL Totals		409	164	125	289	-7	323	64	1	29	3	1065	15.4	48	12	17	29	32
	Sabre Totals		409	164	125	289	-7	323	64	1	29	3	1065	15.4	48	12	17	29	32


Multi-Point Games: 2 (1990-91), 16 (1991-92), 3 (1992-93), 11 (1993-94), 7 (1994-95), 5 (1995-96), 12 (1996-97), 11 (1997-98), Total: 67



Matthew Barnaby

36

Right Wing



Born: May 4, 1973
Ottawa, Ontario
Height: 6'0" **Weight:** 188
Shoots: Left
Last Amateur Club: Victoriaville (QMJHL)

HOW ACQUIRED: Fourth-round draft choice (83rd overall) of Sabres in 1992.

1997-98: Led Sabres in penalty minutes (289)...Had pair of assists vs. Capitals (10/9) for first multi-point game of season...Returned to action at Phoenix (10/26) after missing five games (starting 10/11 at N.J.) due to sternum injury (suffered at practice, 10/10)...Scored goal with 15 seconds left in overtime vs. Carolina (12/12), marking first OT goal of career...Had four-game point streak (1+3=4) snapped at Philadelphia (1/20)...Streak tied for longest of career (had 4-game streak in 1995-96)...Recorded goal and assist in 4-1 win vs. Tampa Bay (1/23)...Missed 2-2 tie vs. Boston (2/4) with shoulder strain...Recorded 100th Sabre/NHL point on second of two assists vs. N.Y. Islanders (3/6)...Assisted on three-of-five Sabre goals scored in third period of 5-2 win at Vancouver (3/26), setting career high for assists in game (prev. best: 2 several times)...Was fourth multi-point performance of season and 20th of career...Games missed due to injury: 6...Multi-point games: 4...Led Sabres in goals (7) and tied for first in points (13) in **1998 playoffs**...Dating back to 1997 playoffs, had point (1+6=7) in seven straight playoff games (all against Flyers; 5/9/97 to 5/1/98)...Recorded four-point performance (3+1=4) in 6-3 win in Game Two vs. Montreal (5/10), including first hat trick of NHL career (regular or postseason)...With game tied 3-3 in second, scored final three goals of game (consecutive and uninterrupted), including last into empty net...Became fifth Sabre player to record three-or-more goals in one playoff game...Was first multi-point game of postseason career...Credited with power-play goal at 19:03 of third period to tie Game Two (at 2-2) at Washington (5/25) and send contest into OT...Was first time Sabre tied playoff game in final minute since Yuri Khmylev's goal with 10 seconds left vs. Montreal in 1993 (5/8).

CAREER: Enters 1998-99 sixth on Sabres' all-time list for career penalty minutes with 1,105 (5th, Lindy Ruff, 1,126)...**1996-97:** Tied for second on team in road goals (10)...Set personal highs for goals, assists and points in season...Recorded 19 points in 19 games (11/21 to 12/31)...Notched two goals and two assists vs. Toronto (11/21), representing personal high for points in one game and tying personal high for goals in one game...Played 200th Sabre/NHL game at Chicago (3/30)...Games missed to injury: 7...In playoff action, assisted on Derek Plante's game-winning overtime goal in Game Seven vs. Ottawa (4/29)...Returned to lineup April 25 after missing previous ten games (including last six in regular season) with sprained left knee...**1995-96:** Led NHL in penalty minutes, representing first time Sabre recorded 300-or-more penalty minutes in one season since 1991-92 (three players)...Had four-game point scoring streak (2+3=5; 12/22 vs. Bos. to 12/27 vs. Ott.)...**1994-95:** Second on Sabres in penalty minutes (116) despite playing in only 23 games...**1993-94:** Penalty minute total (106) still ranks eighth on Sabres' one-season list for rookies...Registered first Sabre/NHL assist at Montreal (10/9)...Won Amerks' Most Popular Player Award...**1992-93:** Made NHL debut in Buffalo's last two regular season games and appeared in one playoff game that spring...Scored first Sabre/NHL goal in second Sabre/NHL game (on PP) vs. Philadelphia (4/15)...Led QMJHL in penalty minutes for second consecutive season.










PERSONAL: Matthew and wife, Christine, reside in Getzville with son, Matthew Joseph...Works with ex-Buffalo Bills quarterback Jim Kelly at Cradle Beach Camp - summer camp for terminally-ill children...Also affiliated with Juvenile Diabetes Foundation and Multiple Sclerosis Society...Speaks both English and French...Agreed to terms on new contract on October 19, 1996.

CAREER GAME HIGHS

Goals: 2, four times
Assists: 3 (3/26/98 at Vancouver)
Points: 4 (11/21/96 vs. Toronto)
Penalty Minutes: 34 (12/15/97 at Dallas)
Longest Point Streak: 4 games, two times

BARNABY vs. NHL

Team	GP	G	A	TP	PIM
Anaheim	7	2	1	3	50
Boston	18	3	7	10	43
Calgary	4	2	0	2	16
Carolina	19	5	6	11	61
Chicago	6	0	0	0	24
Colorado	11	1	0	1	32
Dallas	8	1	1	2	55
Detroit	6	1	2	3	12
Edmonton	5	2	0	2	16
Florida	16	1	1	2	70
Los Angeles	6	1	2	3	13
Montreal	22	3	3	6	76
New Jersey	13	0	2	2	70
N.Y. Islanders	13	1	5	6	65
N.Y. Rangers	15	0	4	4	44
Ottawa	15	3	4	7	40
Philadelphia	14	5	2	7	116
Phoenix	6	0	2	2	18
Pittsburgh	21	3	4	7	88
San Jose	6	1	3	4	38
St. Louis	7	0	2	2	4
Tampa Bay	12	5	4	9	65
Toronto	7	2	3	5	33
Vancouver	5	1	4	5	35
Washington	11	0	3	3	21
NHL Totals	273	43	65	108	1105



REGULAR SEASON

Season	Team	League	GP	G	A	TP	+/-	PIM	REGULAR SEASON				PLAYOFFS							
									PP	SH	GW	GT	S	%	GP	G	A	TP	PIM	
1990-91	Beaumont	QMJHL	52	9	5	14	--	262	--	--	--	--	--	--	--	--	--	--	--	--
1991-92	Beaumont	QMJHL	63	29	37	66	--	476	--	--	--	--	--	--	--	--	--	--	--	--
1992-93	Victoriaville	QMJHL	65	44	67	111	--	448	--	--	--	--	--	6	2	4	6	44	--	
	Buffalo	NHL	2	1	0	1	0	10	1	0	0	0	8	12.5	1	0	1	1	4	
1993-94	Buffalo	NHL	35	2	4	6	-7	106	1	0	0	0	13	15.4	3	0	0	0	17	
	Rochester	AHL	42	10	32	42	-8	153	6	0	0	0	72	13.9	--	--	--	--	--	
1994-95	Buffalo	NHL	23	1	1	2	-2	116	0	0	0	0	27	3.7	--	--	--	--	--	
	Rochester	AHL	56	21	29	50	7	274	6	0	1	0	116	18.1	--	--	--	--	--	
1995-96	Buffalo	NHL	73	15	16	31	-2	335	0	0	0	0	131	11.5	--	--	--	--	--	
1996-97	Buffalo	NHL	68	19	24	43	16	249	2	0	1	0	121	15.7	8	0	4	4	36	
1997-98	Buffalo	NHL	72	5	20	25	8	289	0	0	2	0	96	5.2	15	7	6	13	22	
	NHL Totals		273	43	65	108	13	1105	4	0	3	0	396	10.9	27	7	11	18	79	
	Sabre Totals		273	43	65	108	13	1105	4	0	3	0	396	10.9	27	7	11	18	79	


Multi-Point Games: 0 (1992-93), 0 (1993-94), 0 (1994-95), 5 (1995-96), 11 (1996-97), 4 (1997-98), Total: 20



Curtis Brown

37

Center/Left Wing



Born: February 12, 1976
 Unity, Saskatchewan
Height: 6'0" **Weight:** 190
Shoots: Left
Last Amateur Club: Prince Albert (WHL)

HOW ACQUIRED: Buffalo's second-round choice (43rd overall) in 1994 NHL Entry Draft.

1997-98: More than doubled career output (5+4=9 over first three seasons) with 12 goals and 12 assists...Was even or plus in 43 games played from 12/12 vs. Car. to 4/13 vs. Phi.), and was +17 over that time frame...Recorded first multi-goal game of career with two at Colorado (10/28)...Saw first action of season at center vs. N.Y. Rangers (12/26)...Posted goal in third period at Anaheim (1/7) to tie game at 2-2 (Sabres eventually won 3-2)...Scored game winner just 26 seconds after Hurricanes tied game (in 2nd per.) in 2-1 decision vs. Carolina (1/21)...Netted Sabres' first score and assisted on deciding goal in 5-4 win vs. Boston (4/3)...Was fourth multi-point contest of career while tying personal single-game best of two points (1+1=2 vs. N.J. 5/3/95; 1+1=2 at St.L. 11/1/96; 2+0=2 at Col. 10/28/97)...Scored game-winning goal at 15:50 of third period (just 44 seconds after Donald Audette tied game) in 2-1 victory vs. Montreal (4/10)...Finished Sabres' second comeback in as many nights by scoring game-tying goal (at 17:09 of 3rd per.) off misplayed puck by Damian Rhodes (G) in 4-4 game at Ottawa (4/11)...Marked first GTG of career...Recorded first short-handed goal of career with six seconds left in first period vs. Philadelphia (4/13), tying game that Sabres eventually won 2-1...Had four-game point streak (3+1=4) from vs. Carolina (4/8) to vs. Philadelphia (4/13), including goal in each of last three games of streak...Point streak (prev. long: 1+2=3 over 3 games, 1/10/98 to 1/15/98) and goal streak (prev. long: 2 over 2 games - twice, 11/26/96 to 11/27/96 & 4/1/98 to 4/3/98) marked career longs...Games missed due to injury: 0...Multi-point games: 2...During **1998 playoffs**, played in first postseason game of career at Philadelphia (4/22)...Recorded first points of playoff career with two assists in 6-3 win vs. Montreal (5/10), including one on deciding goal...Scored first goal of post-season career (on PP) in 5-4 double-OT win in Game Three at Montreal (5/12).

CAREER: 1996-97: Appeared in all of Sabres' first 28 games before being reassigned to Rochester for remainder of season...Recorded all seven of points (4+3=7) on road, where Brown was also +7...Scored game-winning goal (first of career) in Sabres' 4-2 win at St. Louis (11/1)...Named Bauer AHL Rookie of Month for March (15 GP, 8+11=19)...In regular season, finished third among Amerks in plus/minus (+17) and fourth in power-play goals (7)...Nine points (4+5=9) ranked him third on Amerks in playoff scoring...**1995-96:** Played for Calder Cup Champion Rochester Americans following final season in junior hockey...Represented Team Canada at 1996 World Junior Championships...**1994-95:** Made NHL debut in regular season finale vs. New Jersey (5/3), recording first NHL goal, assist, point(s), and multi-point game...Named to WHL East All-Star First Team...Led Moose Jaw in scoring.

PERSONAL: Single...Signed multi-year deal with Sabres on Oct. 5, 1995.

CAREER GAME HIGHS

Goals: 2 (10/28/97 at Colorado)
Assists: 1, several times
Points: 2, four times
Penalty Minutes: 4, several times
Longest Point Streak: 4 games, 3+1=4 (4/8/98 to 4/13/98)

BROWN vs. NHL

Team	GP	G	A	TP	PIM
Anaheim	4	1	0	1	0
Boston	6	1	1	2	6
Calgary	2	1	0	1	0
Carolina	8	1	1	2	2
Chicago	1	0	0	0	4
Colorado	4	2	0	2	2
Dallas	3	0	1	1	2
Detroit	2	0	0	0	0
Edmonton	4	1	0	1	0
Florida	6	1	2	3	4
Los Angeles	2	1	0	1	0
Montreal	5	1	1	2	2
New Jersey	5	1	2	3	2
N.Y. Islanders	4	0	0	0	4
N.Y. Rangers	5	0	1	1	2
Ottawa	6	1	0	1	2
Philadelphia	5	1	0	1	0
Phoenix	1	0	0	0	2
Pittsburgh	6	1	0	1	4
San Jose	2	0	1	1	2
St. Louis	2	1	1	2	6
Tampa Bay	3	1	1	2	2
Toronto	4	1	1	2	4
Vancouver	3	0	2	2	2
Washington	3	0	1	1	0
NHL Totals	96	17	16	33	54



REGULAR SEASON

PLAYOFFS


Season	Team	League	REGULAR SEASON													PLAYOFFS				
			GP	G	A	TP	+/-	PIM	PP	SH	GW	GT	S	S%	GP	G	A	TP	PIM	
1992-93	Moose Jaw	WHL	71	13	16	29	--	30	--	--	--	--	--	--	--	--	--	--	--	--
1993-94	Moose Jaw	WHL	72	27	38	65	--	82	--	--	--	--	--	--	--	--	--	--	--	--
1994-95	Moose Jaw	WHL	70	51	53	104	--	63	--	--	--	--	--	--	10	8	7	15	20	
	Buffalo	NHL	1	1	1	2	2	2	0	0	0	0	4	25.0	--	--	--	--	--	
1995-96	Moose Jaw	WHL	25	20	18	38	--	30	--	--	--	--	--	--	--	--	--	--	--	
	Canada	WJCA	5	0	1	1	--	2	--	--	--	--	--	--	--	--	--	--	--	
	Prince Albert	WHL	19	12	21	33	--	8	--	--	--	--	--	--	18	10	15	25	18	
Buffalo	NHL	4	0	0	0	0	0	0	0	0	0	1	0.0	--	--	--	--	--		
Rochester	AHL	--	--	--	--	--	--	--	--	--	--	--	--	12	0	1	1	2		
1996-97	Buffalo	NHL	28	4	3	7	4	18	0	0	1	0	31	12.9	--	--	--	--	--	
	Rochester	AHL	51	22	21	43	17	30	7	0	3	0	137	16.1	10	4	6	10	4	
1997-98	Buffalo	NHL	63	12	12	24	11	34	1	1	2	1	91	13.2	13	1	2	3	10	
NHL Totals			96	17	16	33	17	54	1	1	3	1	127	13.4	13	1	2	3	10	
Sabre Totals			96	17	16	33	17	54	1	1	3	1	127	13.4	13	1	2	3	10	

Multi-Point Games: 1 (1994-95), 0 (1995-96), 1 (1996-97), 2 (1997-98), Total: 4



Randy Cunneyworth 15

Left Wing



Born: May 10, 1961
Etobicoke, Ontario
Height: 6'0" **Weight:** 198
Shoots: Left
Last Amateur Club: Ottawa (OHA)

HOW ACQUIRED: Agreed to terms on free-agent contract with Sabres on August 27, 1998.

1997-98: Played in fourth season with Ottawa Senators...Saw action in 800th NHL game at Philadelphia (11/11)...Reached 400-point mark for career with three assists at Philadelphia (10/3)...Added two assists at Washington (12/27) and another pair at N.Y. Rangers (3/25)...Was named game's first star three times during season...Multi-point games: 3...Games missed due to injury: 2...Saw action in six games with Ottawa in **1998 playoffs**.

CAREER: Served as Ottawa Senators' captain from 1994-95 to 1997-98...**1996-97:** Appeared in 104 consecutive games from 12/18/95 to 2/9/97...Missed game at N.Y. Islanders (2/11) with sore back, and five more games with fractured cheekbone (suffered 2/28 vs. N.Y.I.)...Recorded 200th NHL assist vs. Hartford (12/28)...Registered seven two-point games and one three-point game (1+2=3; 1/15 vs. Wash.)...Recorded goal and assist in 1997 playoff series vs. Buffalo...**1995-96:** Tied for third on team in scoring with 36 points (17+19)...Played in 700th NHL game vs. Florida (4/3)...Reached 1,000 career penalty minutes in game at Hartford (11/15)...**1994-95:** Appeared in 600th NHL game vs. Philadelphia (3/16)...Senators' nominee for King Clancy Award (Leadership and Dedication to game)...Signed as free agent by Ottawa (7/15/94)...**1993-94:** Traded by Hartford Whalers with Gary Suter and third-round choice in 1995 Entry Draft (later traded to Vancouver where Canucks selected Larry Courville) to Chicago for Frantisek Kucera and Jocelyn Lemieux (3/11/94)...Played in 500th NHL game vs. Chicago (10/14)...**1992-93:** Had minor penalty in nine straight games (11/25 through 12/12)...**1991-92:** Missed 30 games with ankle injury...**1990-91:** Missed 40 games with broken leg...**1989-90:** Traded by Winnipeg to Hartford for Paul MacDermid (12/13/89)...Traded by Pittsburgh with Rick Tabaracci and Dave McLlwain to Winnipeg for Jim Kyte, Andrew McBain and Randy Gilhen (1/17/89)...**1985-86:** Traded by Buffalo with Mike Moller to Pittsburgh for Pat Hughes (10/4/85)...**1982-83:** Won Calder Cup with Rochester Americans in 1983...**1981-82:** Registered first Sabre/NHL assist vs. Washington (10/7)...Scored first Sabre/NHL goal against Steve Weeks at N.Y. Rangers (11/11)...**1980-81:** Played in first NHL game with Sabres at Boston (3/1)...Sabres' eight-round draft pick (167th overall) in 1980 NHL Entry Draft.

PERSONAL: Randy and wife, Jenny, have two children, Gregory and Cameron...Family maintains residence year-round in Pittford, New York.

CAREER GAME HIGHS

Goals: 4 (3/3/87 at Quebec)
Assists: 4 (1/10/88 at Detroit)
Points: 4, five times (last, 2/26/96 at St. Louis)
Penalty Minutes: 27 (2/11/89 at Quebec; 12/4/93 vs. Pittsburgh)
Longest Point Streak: 7 games, 5+7=12 (11/25/87 to 12/11/87)

CUNNEYWORTH VS. NHL

Team	GP	G	A	TP	PIM
Anaheim	6	1	0	1	12
Boston	53	4	6	10	97
Buffalo	49	7	11	18	89
Calgary	28	4	7	11	23
Carolina	35	8	11	19	41
Chicago	26	8	2	10	42
Colorado	41	12	12	24	71
Dallas	23	4	7	11	37
Detroit	25	7	10	17	11
Edmonton	24	2	7	9	11
Florida	18	1	0	1	21
Los Angeles	24	8	8	16	17
Montreal	54	13	13	26	83
New Jersey	52	10	8	18	86
N.Y. Islanders	53	19	18	37	97
N.Y. Rangers	53	16	16	32	91
Ottawa	10	3	3	6	14
Philadelphia	51	13	13	26	95
Phoenix	23	2	7	9	17
Pittsburgh	34	7	6	13	112
San Jose	10	1	0	1	18
St. Louis	31	6	12	18	30
Tampa Bay	19	6	3	9	30
Toronto	29	2	12	14	23
Vancouver	27	2	10	12	36
Washington	54	21	21	42	76
NHL Totals	852	187	223	410	1280



Randy Cunneyworth

REGULAR SEASON

Season	Team	League	REGULAR SEASON											PLAYOFFS						
			GP	G	A	TP	+/-	PIM	PP	SH	GW	GT	S	%	GP	G	A	TP	PIM	
1979-80	Ottawa	OHA	63	16	25	41	--	145	--	0	0	0	0	0	0.0	11	0	1	1	13
1980-81	Buffalo	NHL	1	0	0	0	0	0	0	0	0	0	0	0.0	--	--	--	--	--	
	Rochester	AHL	1	0	1	1	--	--	--	--	--	--	--	--	--	--	--	--	--	
	Ottawa	OHA	67	54	74	128	--	240	--	--	--	--	--	--	15	5	8	13	35	
1981-82	Buffalo	NHL	20	2	4	6	-3	47	0	0	--	--	--	--	--	--	--	--	--	
	Rochester	AHL	57	12	15	27	--	86	--	0	0	0	33	6.1	--	--	--	--	--	
1982-83	Rochester	AHL	78	23	33	56	--	111	--	--	--	--	--	--	9	4	0	4	30	
1983-84	Rochester	AHL	54	18	17	35	--	85	--	--	--	--	--	--	16	4	4	8	35	
1984-85	Rochester	AHL	72	30	38	68	--	148	--	--	--	--	--	--	17	5	5	10	55	
1985-86	Pittsburgh	NHL	75	15	30	45	12	74	2	2	2	5	0	134	11.2	5	2	1	3	16
1986-87	Pittsburgh	NHL	79	26	27	53	14	142	3	2	2	5	0	169	15.4	--	--	--	--	--
1987-88	Pittsburgh	NHL	71	35	39	74	13	141	14	0	0	0	0	229	15.3	--	--	--	--	--
1988-89	Pittsburgh	NHL	70	25	19	44	-22	156	10	0	6	1	0	163	9.8	--	--	--	--	--
1989-90	Winnipeg	NHL	28	5	6	11	-7	34	2	0	0	1	1	51	15.3	11	3	5	8	26
	Hartford	NHL	43	9	9	18	-4	41	2	0	0	0	0	70	12.9	4	0	0	0	2
	Hartford	NHL	32	9	5	14	-6	49	0	0	0	1	1	56	16.1	--	--	--	--	--
	Springfield	AHL	2	0	0	0	--	5	--	--	--	--	--	--	--	--	--	--	--	--
1991-92	Hartford	NHL	39	7	10	17	-5	71	0	0	0	1	1	63	11.1	7	3	0	3	9
1992-93	Hartford	NHL	39	5	4	9	-1	63	0	0	0	0	0	47	10.6	--	--	--	--	--
1993-94	Hartford	NHL	63	9	8	17	-2	87	0	1	1	1	1	121	7.4	--	--	--	--	--
	Chicago	NHL	16	4	3	7	1	13	0	0	0	0	0	33	12.1	--	--	--	--	--
1994-95	Ottawa	NHL	48	5	5	10	-19	68	2	0	0	0	0	71	7.0	6	0	0	0	8
1995-96	Ottawa	NHL	81	17	19	36	-31	130	4	0	2	2	0	142	12.0	--	--	--	--	--
1996-97	Ottawa	NHL	76	12	24	38	-7	99	6	0	3	0	0	115	10.4	7	1	1	2	10
1997-98	Ottawa	NHL	71	2	11	13	-14	63	1	0	0	0	0	81	2.5	6	0	1	1	6
NHL Totals			852	187	223	410	-81	1280	46	5	26	0	1579	11.8	42	7	7	14	61	
Sabre Totals			21	2	4	6	-3	49	0	0	0	0	34	5.9	--	--	--	--	--	
Multi-Point Games:	0 (1980-81), 0 (1981-82), 81 (1985-86 to 1996-97), 3 (1997-98), Total: 84																			

The Players



Michal Grosek

18

Left Wing



Born: June 1, 1975
 Vyskov, Czech Republic
Height: 6'2" **Weight:** 207
Shoots: Right
Last Amateur Club: Tacoma (WHL)

HOW ACQUIRED: Acquired by Buffalo along with Darryl Shannon on February 15, 1996, from Winnipeg in exchange for Craig Muni and first-round draft pick in 1996 (Daniel Briere)...

Draft pick Muni and first-round draft pick in 1996 (Daniel Briere)...Draft pick sent in trade was originally acquired in three-team trade in November, 1995, involving Buffalo, San Jose and Philadelphia.

1997-98: Had six-game point streak (2+4=6), vs. Washington (10/9) to vs. Calgary (10/22), which set personal-best point streak of career, surpassing four-game stretch from 1995-96 season (4+3=7; 2/23/96 vs. Phil. to 3/1/96 at N.Y.R.)...Scratched at Florida (11/1) and had streak of consecutive games played snapped at 95...Played in 150th NHL game and recorded goal vs. New Jersey (11/15)...First multi-point game of season was goal and assist vs. Rangers (12/26)...Also had goal and assist vs. Tampa Bay (1/23)...Netted tying goal in third period of 2-1 comeback win at Montreal (3/7)...Scored game-winning goal at 2:25 of third period in 2-1 victory vs. Philadelphia (4/13), marking first GWG of season (5th of career)...Games missed due to injury: 0...Multi-point games: 2...With three game-winning goals in **1998 playoffs**, tied Rene Robert's (RW) Sabre mark for most GWG in one playoff year (3 in 1975)...Dating back to 1997 postseason, scored at least one goal (total pts.: 5+1=6) in five-consecutive playoff games (all against Flyers - 5/9/97 to 4/27/98)...Recorded series-winning goal (on PP) at 5:40 of overtime in 3-2 win in Game Five at Philadelphia (5/1).

CAREER: 1996-97: One of just four Sabres to appear in all regular season and playoff games...Led team with +20 mark at home...Second on team with +25 for season...Sabres' Met Life Player of the Month for December (13 GP, 5+6=11, +6)...Registered first NHL hat trick vs. Vancouver (12/4)...Played in 100th career NHL game vs. Pittsburgh (1/29)...Scored point (assist) in first career playoff game vs. Ottawa (4/17)...Registered first career multi-point game (1+1=2) of playoffs at Philadelphia (5/9)...**1995-96:** Played first game as Sabre vs. New Jersey (2/16)...Recorded first goal, assist, game-winning goal and multi-point game as Sabre vs. Philadelphia (2/23)...**1994-95:** Posted first assist of NHL career at Calgary (2/6)...Scored game-winning goal in 7-4 win at Dallas (2/13)...Sent to Springfield (AHL) and recalled several times during March...Suffered fractured foot in practice (4/7) and missed remainder of Jets' regular season...**1993-94:** Made NHL debut (for Winnipeg) at Toronto (4/10)...Scored first NHL goal at Washington (4/12)...Winnipeg's sixth-round choice (145th overall) in 1993 NHL Entry Draft.

PERSONAL: Married to Bridget...Signed multi-year contract with Sabres on September 12, 1997.

CAREER GAME HIGHS

Goals: 3 (12/4/96 vs. Vancouver)
Assists: 2, four times
Points: 3 (2/25/96 vs. Florida; 12/4/96 vs. Vancouver)
Penalty Minutes: 15 (3/17/97 vs. Boston)
Longest Point Streak: 6 games, 2+4=6 (10/9/97 to 10/22/97)

GROSEK vs. NHL

Team	GP	G	A	TP	PIM
Anaheim	6	0	0	0	6
Boston	11	6	1	7	32
Calgary	7	0	2	2	21
Carolina	13	1	3	4	9
Chicago	7	0	1	1	4
Colorado	4	0	0	0	0
Dallas	6	1	0	1	4
Detroit	6	0	1	1	0
Edmonton	4	0	1	1	0
Florida	8	2	3	5	16
Los Angeles	6	1	1	2	6
Montreal	12	1	3	4	10
New Jersey	9	2	1	3	2
N.Y. Islanders	8	1	3	4	9
N.Y. Rangers	8	3	3	6	7
Ottawa	11	0	4	4	6
Philadelphia	9	3	4	7	8
Phoenix	4	1	0	1	6
Pittsburgh	13	1	1	2	10
San Jose	8	2	0	2	4
St. Louis	7	0	2	2	7
Tampa Bay	8	1	3	4	2
Toronto	7	2	2	4	4
Vancouver	7	3	2	5	2
Washington	10	3	6	9	8
NHL Totals	199	34	47	81	183



REGULAR SEASON

Season	Team	League	REGULAR SEASON											PLAYOFFS						
			GP	G	A	TP	+/-	PIM	PP	SH	GW	GT	S	%	GP	G	A	TP	PIM	
1992-93	ZPS Zlin	Czech	17	1	3	4	--	--	--	--	--	--	--	--	--	--	--	--	--	--
1993-94	Tacoma	WHL	30	25	20	45	--	106	--	--	--	--	--	--	7	2	2	4	30	
	Moncton	AHL	20	1	2	3	--	47	--	--	--	--	--	2	0	0	0	0		
	Winnipeg	NHL	3	1	0	1	-1	0	0	0	0	0	4	25.0	--	--	--	--	--	
1994-95	Springfield	AHL	45	10	22	32	--	98	--	--	--	--	--	--	--	--	--	--	--	
	Winnipeg	NHL	24	2	4	-3	21	0	0	1	0	27	7.4	--	--	--	--	--	--	
1995-96	Springfield	AHL	39	16	19	35	--	68	--	--	--	--	--	--	--	--	--	--	--	
	Winnipeg	NHL	1	0	0	0	-1	0	0	0	0	0	1	0.0	--	--	--	--	--	
	Buffalo	NHL	22	6	4	10	0	31	2	0	1	1	33	18.2	--	--	--	--	--	
1996-97	Buffalo	NHL	82	15	21	36	25	71	1	0	2	1	117	12.8	12	3	3	6	8	
1997-98	Buffalo	NHL	67	10	20	30	9	60	2	0	1	0	114	8.8	15	6	4	10	28	
	NHL Totals		199	34	47	81	29	183	5	0	5	2	296	11.5	27	9	7	16	36	
	Sabre Totals		171	31	45	76	34	162	5	0	4	2	264	11.7	27	9	7	16	36	

Multi-Point Games: 0 (1993-94), 0 (1994-95), 2 (1995-96), 9 (1996-97), 2 (1997-98), Total: 13

Michal Grosek

The Players



Dominik Hasek 39 Goaltender



Born: January 29, 1965
Pardubice, Czech Republic
Height: 5'11" **Weight:** 168
Catches: Left
Last Amateur Club: Dukla Jihlava (Czech)

HOW ACQUIRED: Traded by Chicago to Buffalo on August 7, 1992, for Stephane Beauregard and Buffalo's fourth-round choice (Eric Daze) in 1993 Entry Draft.


1997-98: Won Hart Trophy (NHL MVP) for second straight year, becoming first goaltender in NHL history to ever win award twice...Won fourth Vezina Trophy (NHL's top goaltender) in past five years...Also won second consecutive Lester B. Pearson Award (NHL's outstanding player as voted by NHLPA)...Selected as *The Sporting News* NHL Player of the Year...Named NHL Player of the Year and Goalie of the Year by *The Hockey News*...Official NHL First-Team All-Star Goaltender for fourth time in five years...Garnered Star of Stars Trophy (based on home three-star selections) for fifth consecutive season, presented with Memorial Trophy (MVP award as voted by teammates) for fifth consecutive season, and honored with Frank Eddolls Memorial Trophy for third time (most popular player as voted by Buffalo Sabres' Booster Club)...Named NHL Player of the Month for December (.949 save percentage, 1.55 GAA and six shutouts)...Was first time to win award outright, having shared award with Sergei Fedorov (Det.) in December, 1993...Was again named NHL Player of the Month for February (was 3rd time overall to win award & 2nd outright), recording 1.71 GAA, .945 save percentage and 2-0-3 record...Also won Olympic gold medal in February...Voted to third-consecutive All-Star Game (1996, 1997) and first as starter...Made 10 stops on 13 shots in first period of All-Star Game (1/18)...Stopped North American All-Star Mike Modano (Dal.) with glove save on breakaway to help secure World All-Stars' point lead in SuperSkills competition...Set up play by stopping six consecutive breakaways to force OT in competition...Earned NHL Player of the Week for Dec. 1-7 (2-1-1 record, 0.74 GAA, .974 save percentage and two shutouts)...Was third time in career to be named NHL Player of Week (all with Sabres)...Led NHL (for fifth straight year) while registering personal high as well as Sabre record with .932 save percentage...Also finished first in NHL in shutouts with 13, setting personal high for one season (prev. best: 7, 1993-94) and Sabre team record for shutouts in one season (prev. best: 9 in 1993-94 - Hasek, 7 and Grant Fuhr, 2)...With 13 shutouts, marked seventh time (Martin Brodeur was 8th) in expansion era (1967-68) that one goaltender had hit double-digits in shutouts in one season...Shutout total was also most in NHL since Tony Esposito's 15 (1969-70), and tied for seventh-highest single-season total in NHL history...Also set Sabre single-season records for minutes played (4,220), while tying team mark for goalie games (72)...Only Sabre goaltender to log over 4,000 minutes in two separate seasons (4,037 in 1996-97 & 4,220 1997-98)...Faced more shots than any goaltender in NHL in 1997-98 (2,149 shots)...Had 33 wins (T-3rd in NHL) and 2.09 GAA (4th in NHL)...From December on, played in 52 games, recording .944 save percentage (1,475 saves on 1,562 shots), 1.70 goals-against average (87 goals in 3,067 minutes, 2 ENGS) and 12 shutouts...Had 31 games of allowing one-or-no goals in 1997-98...Recorded 125th victory as Sabre with 6-1 decision vs. N.Y. Islanders (11/22), taking sole possession of second on Sabres' all-time goalie wins list (surpassed Tom Barrasso, 124)...Played in 300th NHL game in 4-0 win vs. Anaheim (12/3)...From Eric Lindros' score at 19:34 of first period at Philadelphia (12/1) to Alexandre Daigle's power-play goal at 10:31 of first period at Ottawa (12/6), went 175:57 of play without allowing goal...Streak ranks as longest in team history as well as Hasek's career...Surpassed Sabres' previous long of 169:48 held by Tom Barrasso (1984) and previous individual long of 155:45 in 1996...Also went 184:00 of play without allowing goal on home ice, from Wayne Gretzky's goal at 6:14 of third period vs. N.Y. Rangers (11/28) to Kevin Dineen's score at 5:14 of third period vs. Carolina (12/12)...Turned away all 42 shots in 1-0 win vs. Montreal (12/19), marking most shots faced in regular-season shutout performance in Sabre history (prev. high: 38 - Gerry Desjardins vs. STL., 11/10/76; Hasek vs. T.B., 12/5/97)...Six shutouts in December tied NHL record shared by George Hainsworth (while with Mtl. in Jan. & Feb. of 1929) for most shutouts in one month.

CAREER GAME HIGHS

Most Shots Faced: 58 (3/1/96 at N.Y. Rangers, 54 in regulation)
Most Saves: 55 (3/1/96 at N.Y. Rangers, 51 in regulation)
Most Saves in SO: 42 (12/19/97 vs. Montreal)
Longest Shutout Sequence: 175:57 (12/1/97 to 12/6/97)
Most Goals Allowed: 7 (12/4/96 vs. Vancouver)
Longest Undeclared Streak:
 11 games, 7-0-4 (1/29/97 to 2/23/97);
 11 games, 6-0-5 (1/21/98 to 3/2/98)

HASEK VS. NHL

Team	GP	MIN	GA	SO	W	L	T	GAA
Ana.	7	426	14	2	3	3	1	1.97
Bos.	22	1289	50	2	11	8	2	2.33
Bu.	3	140	4	0	2	0	0	1.71
Cgy.	7	423	15	1	3	3	1	2.13
Cac.	27	1610	60	1	14	9	4	2.24
Chi.	5	280	14	0	2	3	0	3.00
Col.	18	1037	45	1	7	6	4	2.60
Dal.	11	565	28	0	3	6	0	2.97
Det.	8	445	24	0	2	6	0	3.24
Edm.	7	356	17	1	2	2	1	2.87
Fla.	18	1000	34	2	11	6	1	2.04
L.A.	8	490	17	2	5	1	2	2.08
Mil.	24	1362	44	4	14	4	4	1.94
N.J.	12	679	33	1	3	7	1	2.92
N.Y.I.	17	967	40	0	5	7	4	2.48
N.Y.R.	21	1240	47	3	7	8	4	2.27
Ott.	23	1347	30	4	17	4	1	1.34
Phi.	16	893	38	0	5	6	4	2.55
Pho.	8	426	23	0	2	4	1	3.24
Pit.	23	1333	64	1	8	12	3	2.88
StL.	10	569	18	1	6	2	2	1.90
S.J.	6	297	10	0	4	1	1	2.02
T.B.	16	974	35	3	9	5	2	2.16
Tor.	12	691	22	2	8	1	3	1.91
Van.	7	399	26	0	4	3	0	3.91
Wsh.	14	849	30	2	8	4	2	2.12
Totals	350	20086	782	33	165	121	48	2.34



REGULAR SEASON

PLAYOFFS

Season	Team	League	GP	MIN	AVG	W-L-T	EN	SO	GA	SA	SV%	GP	W-L	MIN	GA	SO	AVG
1981-82	Pardubice	Czech	12	661	3.09	--	--	--	34	--	--	--	--	--	--	--	--
1982-83	Pardubice	Czech	42	2358	2.67	--	--	--	105	--	--	--	--	--	--	--	--
1983-84	Pardubice	Czech	40	2304	2.81	--	--	--	108	--	--	--	--	--	--	--	--
1984-85	Pardubice	Czech	42	2419	3.25	--	--	--	131	--	--	--	--	--	--	--	--
1985-86	Pardubice	Czech	45	2689	3.08	--	--	--	138	--	--	--	--	--	--	--	--
1986-87	Pardubice	Czech	43	2515	2.46	--	--	--	103	--	--	--	--	--	--	--	--
1987-88	Pardubice	Czech	31	1862	3.00	--	--	--	93	--	--	--	--	--	--	--	--
1988-89	Pardubice	Czech	42	2507	2.73	--	--	--	114	--	--	--	--	--	--	--	--
1989-90	Dukla Jihlava	Czech	40	2251	2.13	--	--	--	80	--	--	--	--	--	--	--	--
1990-91	Indianapolis	IHL	33	1903	2.52	20-11-1	--	5	80	--	--	1	1-0	60	3	0	3.00
	Chicago	NHL	5	195	2.46	3-0-1	0	0	8	93	.914	3	0-0	69	3	0	2.61
1991-92	Indianapolis	IHL	20	1162	3.56	7-10-3	--	1	69	--	--	--	--	--	--	--	--
	Chicago	NHL	20	1014	2.60	10-4-1	0	1	44	413	.893	3	0-2	158	8	0	3.04
1992-93	Buffalo	NHL	28	1429	3.15	11-10-4	1	0	75	720	.896	1	1-0	45	1	0	1.33
1993-94	Buffalo	NHL	58	3358	1.95	30-20-6	3	7	109	1552	.930	7	3-4	484	13	2	1.61
1994-95	Buffalo	NHL	41	2416	2.11	19-14-7	2	5	85	1221	.930	5	1-4	309	18	0	3.50
1995-96	Buffalo	NHL	59	3417	2.83	22-30-6	5	2	161	2011	.920	--	--	--	--	--	--
1996-97	Buffalo	NHL	67	4037	2.27	37-20-10	3	5	153	2177	.930	3	1-1	153	5	0	1.96
1997-98	Buffalo	NHL	72	4220	2.09	33-23-13	3	13	147	2149	.932	15	10-5	948	32	1	2.03
	NHL Totals		350	20086	2.34	165-121-48	17	33	782	10336	.924	37	16-16	2166	80	3	2.22
	Sabre Totals		325	18877	2.32	152-117-46	17	32	730	9830	.926	31	16-14	1939	69	3	2.14

Goals-Assists-PIM: 0-0-0 (1990-91), 0-0-8 (1991-92), 0-0-0 (1992-93), 0-3-6 (1993-94), 0-0-2 (1994-95), 0-1-6 (1995-96), 0-3-30 (1996-97), 0-2-12 (1997-98), Totals (G-A-PIM): 0-9-64



HASEK (cont.)...Played in 300th game as Sabre in 2-2 tie vs. Boston (2/4)...Moved ahead of Don Edwards (17,969 min.) into first on Sabres in all-time goalie minutes in 1-0 win at N.Y. Rangers (3/2)...Had three consecutive shutouts against N.Y. Rangers in 1997-98, marking first time in Sabres' history that one goaltender had not allow single goal to one team in three straight games...Made 31 saves on 32 shots in 2-1 win at Montreal (3/7) and assisted on game-winning goal (also had assist 3/1 at Washington)...Surpassed Edwards (307) into first on Sabres in all-time goalie games played in 2-2 tie at N.Y. Islanders (3/10)...Recorded fifth shutout in month of March with 20 saves at Edmonton (3/27)...Recorded second-longest shutout streak of career as well as in Sabres' history with stretch of 172:16 (11:21 of 2nd per. vs. Bos. 3/21 to 3:37 of 2nd per. at Det. 3/29)...Scratched at New Jersey (4/15) with ear infection...In **1998 playoffs**, became Sabres' all-time playoff leader in goalie minutes (1,939) and goalie wins (16), while tying top spot in goalie games (31)...Already owns Sabres' all-time lowest postseason GAA with 2.14 (69 goals over 1,939 min.)...Also set Sabre records for goalie minutes in one playoff year with 948 (Gerry Desjardins, 760 in 1975), and Conference or Stanley Cup Semifinal Series with 379 (Bob Sauve, 259 in 1980)...Became only Sabre goalie to win 10 games in one playoff year...Recorded lone shutout of playoffs and third of postseason career (all with Sabres) with 19 saves in 2-0 win in Game One at Washington (5/23).



CAREER: Has led NHL in save percentage in each of past five years...NHL leader in career games played among European-born goaltenders (350 GP)...Ranked first on Sabres' all-time list for goalie games (325), goalie minutes (18,877) and shutouts (32)...Second in goalie wins (152) behind Don Edwards (156 wins)...Also Sabres' all-time playoff leader in goals-against average (2.14), goalie minutes (1,939) and goalie wins (16), while tying top spot in goalie games (31)...Has 33 shutouts overall in career, which ranks 26th on NHL's all-time list of shutout leaders (#25 Bill Durnan, 34; #27-T Eddie Johnston, 32; Martin Brodeur, 32)...Now owns six of the nine back-to-back shutouts ever recorded in Sabres' regular-season history (1993: both 3-0 - 11/29 at Tor. & 12/1 at T.B.; 1996: both 3-0 - 11/27 at T.B. & 11/29 vs. Ott.; 1997: both 4-0 - 12/3 vs. Ana. & 12/5 vs. T.B.; 1997: 1-0 - 12/19 vs. Mtl. & 2-0 - 12/21 at N.Y.R.; 1998: 3-0 - 3/1 at Wsh. & 1-0 - 3/2 at N.Y.R.; 1998: 2-0 - 3/24 at Cgy. & 1-0 - 3/27 at Edm.)...Also owns five of Sabres' 11 shutouts that have been by 1-0 count...Roger Crozier (had 3) is only other goalie in Sabres' history to have more than one 1-0 shutout...Has three of the six 30-plus win seasons by Sabre goaltenders (37 in 1996-97, 30 in 1993-94)...**1996-97:** Won Hart Trophy becoming first goaltender since Jacques Plante in 1962 to capture award...Also marked first time Sabre had won award...Again captured Vezina Trophy...Won Lester B. Pearson Award, becoming first goalie in 16 years

(Mike Liut) to win that award...Named Official NHL First-Team All-Star goaltender...Named NHL Player of the Year, Goalie of the Year and First-Team All-Star by *The Hockey News*...Selected as *The Sporting News* Player of the Year...Won Memorial Trophy and Star of Stars Trophy...Won fourth consecutive save percentage title with mark of .930...Finished tied for second among goalies in wins and fourth in GAA...NHL Player of the Week for period ending February 2 (2-0-1, 1.30 GAA, .953 save percentage)...Played entire third period of 1997 All-Star Game, stopping 20 of 21 Western Conference shots...Victory vs. Whalers (10/26) marked 100th win of NHL career...Became Sabres' all-time shutout leader with 0-0 tie at Colorado (11/2), surpassing Don Edwards (14)...Played 200th game as Sabre at Hartford (11/9)...Recorded 100th win as Sabre at Ottawa (12/21)...Had four shutouts over 13-game stretch (11/27 to 12/23)...Sabres' Met Life Player of the Month for January (10 GP, 6-3-1, 2.48 GAA, .924 SPCTG)...Enjoyed personal-best 11-game unbeaten streak (7-0-4) from Jan. 29 to Feb. 23...Suffered grade one MCL sprain of right knee in playoffs at Ottawa (4/21)...**1995-96:** Led NHL in save percentage (.920)...Honored with Memorial Trophy and Star of Stars Trophy...Made first All-Star Game appearance, stopping 12-of-13 shots and posting win for Eastern Conference (1/20/96 at Boston)...**1994-95:** Captured Vezina Trophy for second straight season...Named *The Hockey News* Goaltender of the Year...Named Official NHL First-Team All-Star goaltender...Shared league-lead in shutouts again in 1994-95...Tied for league lead in goals-against average after having posted top mark year before...Led league in save percentage (.930)...Sabres' Met Life Player of the Month for February...Played in 100th game as Sabre vs. N.Y. Rangers (2/26)...**1993-94:** Won first Vezina Trophy...Teamed with Grant Fuhr to win 1993-94 Jennings Trophy (lowest team goals against in regular season)...Named Official NHL First-Team All-Star goaltender...*The Hockey News*/Upper Deck Goaltender of the Year, *The Sporting News* Second-Team All-Star, Goaltender on All-Beckett Hockey Team and was named that publication's Player of the Year, and Reeds Jewelers Most Popular Player Award...Shared league-lead in shutouts in 1993-94...Led league in save percentage (.930)...Recorded seven shutouts, and combined with Fuhr's two, part of nine team shutouts...Became first European-trained goaltender to lead league in goals-against average (1.95 in 1993-94)...Also became first NHL goaltender to finish regular season with GAA below 2.00 since Bernie Parent in 1973-74 with mark of 1.95...Mark also set new team record for goals-against average in one season...Was only third Sabre goaltender to finish season first among netminders in GAA...NHL's Co-Player of the Month and Sabres' Met Life Player of the Month for December...NHL Player of the Week for period Dec. 6-12, 1993 (3-0-0, 1.00 GAA, .959 save percentage, one assist and one shutout)...Sabres' Met Life Player of the Month for

March...Recorded first shutout as Sabre at Toronto (11/29)...Reached 5,000-minutes played mark in NHL career vs. Dallas (2/13)...Played in 100th NHL game at San Jose (3/8)...Posted two playoff shutouts in 1994, including 70-save performance in 1-0 four-overtime victory vs. New Jersey (4/27) to force Game Seven...**1992-93:** Led Sabre goaltenders in goals-against average and save percentage...Made first start and appearance as Sabre (5-4)...**1991-92:** Began season with Chicago before being sent to Indianapolis (IHL)...Recorded first NHL shutout in Blackhawks' 2-0 win over Toronto (1/9)...Saw some action in Norris Division Semifinals and in Stanley Cup Finals vs. Pittsburgh...Named to Upper Deck/NHL All-Rookie Team following season...IHL First All-Star Team (1991)...**1990-91:** Made NHL debut in Chicago's 1-1 tie at Hartford (11/6)...First NHL victory came in Blackhawks' 5-3 win at Buffalo (3/8)...Was originally Chicago's 11th choice (199th overall) in 1983 Entry Draft.

CZECH REPUBLIC: Named goalie on Czech Republic Olympic hockey team (1998 Nagano, Japan)...Named Olympic tournament's "Outstanding Goaltender" while leading Czech Republic to gold medal...Led all goalies in Olympics with 5-1 record, 0.97 GAA (6 goals in 369 min.), .961 save percentage (149 saves on 155 shots) and two shutouts...Made 20 saves in 1-0 shutout of Russia in gold-medal game (2/22/98)...Stopped all five attempts in shootout tie-breaker (shooters in order: Theo Fleury, Ray Bourque, Joe Nieuwendyk, Eric Lindros and Brendan Shanahan) in leading Czech's to 2-1 win over Canada in semifinals (2/20/98)...Had two-of-five total shutouts recorded in Olympic tournament (1998)...Was starting goaltender for Team Czechoslovakia during 1991 Canada Cup Tournament...Played for Czechoslovakia in World Championships: 1983, 1986, 1987, 1989 and 1995...Also represented that nation in 1988 Olympics...Czechoslovakian Goaltender of Year: 1986, 1987, 1988, 1989 and 1990...Czechoslovakian Player of the Year: 1987, 1989 and 1990...Czechoslovakian First-Team All-Star: 1988, 1989, 1990.

PERSONAL: Initiated fund-raising event for Variety Club of Buffalo in July, 1998, which can bring in a maximum of \$1.5 million to help build a hockey rink in downtown Buffalo...Fund-raiser features series of three prints (1,390 singles of each print, 5,560 total prints personally signed by Hasek) that will be sold with Hasek's pledge to match the proceeds...Along with Variety Club, endorsed "Wins for Kids" program, which donated money to Variety Club for each Sabre win during 1997-98 season...Sponsored exhibition hockey game in Czech Republic in summer of 1998, featuring various NHL stars and Czech Republic gold-medal team, which raised approximately \$10,000 for various charities...Helped establish program in conjunction with NHL to introduce hockey to inner city youths...Donated \$10,000 won for Lester B. Pearson Award in 1997 to Variety Club of Buffalo...Has also done work with Buffalo Children's Hospital...Dominik and wife, Alena, have son, Michael, and daughter, Dominika...Has one sister and one brother, who plays major pro soccer in Czech Republic...Speaks three languages: Czechoslovakian, English and Russian...Agreed to terms on multi-year contract with Sabres on March 19, 1998.

ACTIVE SHUTOUT LEADERS IN NHL

Player	Seasons	Career Shutouts	1997-98 Shutouts
Patrick Roy	14	41	4
Ed Belfour	10	40	9
Dominik Hasek	8	33	13
Martin Brodeur	6	32	10
Tom Barrasso	15	30	7
John Vanbiesbroeck	16	29	4

HASEK'S HONOR ROLL

Awards/Honors	Accomplished
Hart Memorial Trophy	(1997, 1998)
Lester B. Pearson Award	(1997, 1998)
Vezina Trophy	(1994, 1995, 1997, 1998)
William M. Jennings Trophy	Dominik Hasek & Grant Fuhr (1994)
NHL Player of the Year	<i>The Sporting News</i> (1997, 1998), <i>The Hockey News</i> (1997, 1998)
Goaltender of the Year	<i>The Hockey News</i> (1994, 1995, 1997, 1998)
Official NHL First-Team All-Star	(1994, 1995, 1997, 1998)
Selected to All-Star Game	(1996, 1997, 1998 -starter)
NHL Player of the Month	(December, 1997; February, 1998)
NHL Co-Player of the Month	(December, 1993)
NHL Player of the Week	(December 6-12, 1993) (January 27-February 2, 1997) (December 1-7, 1997)

Brian Holzinger 19

Center



Born: October 10, 1972
 Parma, Ohio
Height: 5'11" **Weight:** 190
Shoots: Right
Last Amateur Club: Bowling Green State University

HOW ACQUIRED: Sixth-round draft choice (124th overall) of Sabres in 1991.

1997-98: Tied for sixth on Sabres in scoring...Posted two power-play goals vs. Calgary (10/22)...Had goal and assist vs. Florida (11/6)...Returned to lineup at Pittsburgh (11/24) after missing three games with bruised heel (suffered 11/10 vs. Edm.)...Recorded Buffalo's lone goal in third period of 1-1 tie at Philadelphia (12/1), marking first GTG of career...Had three-point night (1+2=3 all on PP) at Dallas (12/15)...Saw first action of season at RW vs. Ottawa (12/31) and vs. Colorado (1/2)...Set personal best for points in game with four (prev. high 3 pts.: 2+1=3, at Col. 10/27/95; 2+1=3, vs. L.A. 12/20/96; 0+3=3 vs. N.Y.R. 4/4/97; 1+2=3, at Dal. 12/15/97) at Tampa Bay (2/2), registering one goal and three assists...Four-point performance against Lightning was most by Sabre in game in 1997-98...Also marked third consecutive game with goal, tying longest such streak of career (career long 3 games: 2/18/97 vs. Cgy. to 2/23/97 vs. Bos. & 1/30/98 vs. Phx. to 2/2/98 at T.B.)...Recorded 100th point in Sabres/NHL career with goal at Montreal (2/7)...Returned to lineup vs. Chicago (3/17) after missing seven games with sprained ankle suffered in second period at Washington (3/1)...Played in 200th Sabres/NHL game in 5-2 win at Vancouver (3/26)...Recorded pair of assists (1 on PP & GWG) in 4-0 win vs. Los Angeles (4/1)...Scored Sabres' first two goals at New Jersey (4/15), including one while short-handed...Games missed due to injury: 10...Multi-point games: 6...Tied for second on Sabres in scoring in **1998 playoffs**...Recorded assist (on PP) and scored (while SH) vs. Philadelphia (4/27)...Short-handed goal was Buffalo's second on same penalty (Darryl Shannon also scored) and second of postseason career, tying for first on Sabres' all-time postseason list for short-handed goals (2, tied with 3 others)...Had second-consecutive multi-point game with goal and assist (both on PP) in Game Four vs. Philadelphia (4/29)...Recorded third multi-point game (4th of playoff career) with goal and assist (took shot that Geoff Sanderson put in on rebound for GWG) in 3-2 OT win vs. Montreal (5/8).

CAREER: 1996-97: Finished second on team in scoring...Tied with Donald Audette (RW) for most road points with 24 (10+14)...Sabres were 18-1-1 in games in which Holzinger scored a goal...Scored first Buffalo goal in Marine Midland Arena (preseason game 9/21 vs. Toronto)...Scored first shorthanded goal of career vs. Montreal (10/24)...Sabres' Met Life Player of the Month for November (14 GP, 4+5=9, +3, 2 GWG)...Played in 100th Sabres/NHL game vs. New Jersey (12/31)...Had career best five-game point-scoring streak end vs. Pittsburgh (3/5)...Three assists vs. Rangers (4/4) set personal best for most assists in game...Games missed due to injury: 1...Was third on team in postseason scoring...Scored game-winning goal at Ottawa (4/27)...**1995-96:** Played in every playoff game for Calder Cup Champion Rochester Americans, finishing second on team in scoring (behind Dixon Ward)...Scored first NHL regular season goal at Boston (10/9)...**1994-95:** Made NHL debut vs. Ottawa (4/16)...Recorded first NHL point (assist) vs. Montreal (5/1)...Scored first NHL goal in regular season or playoff game in Game Two at Philadelphia (5/8)...Won Hobey Baker Award as top U.S. collegiate hockey player...Named CCHA Player of the Year, CCHA All-Star First Team, and NCAA West All-American First Team.

PERSONAL: Married to Lori in summer of 1997...Spokesperson for American Diabetes Association...Had No. 19 retired from alma mater Bowling Green in ceremony at school on March 24, 1996.

CAREER GAME HIGHS

Goals: 2, five times
Assists: 3 (4/4/97 vs. N.Y. Rangers; 2/2/98 at Tampa Bay)
Points: 4 (2/2/98 at Tampa Bay)
Penalty Minutes: 11 (3/31/96 vs. Boston)
Longest Point Streak: 5 games, 3+4=7 (2/18/97 to 3/1/97)

HOLZINGER vs. NHL

Team	GP	G	A	TP	PIM
Anaheim	5	1	0	1	0
Boston	15	7	4	11	21
Calgary	5	3	1	4	2
Carolina	15	0	6	6	8
Chicago	6	1	1	2	0
Colorado	6	3	1	4	2
Dallas	5	1	2	3	4
Detroit	6	1	1	2	4
Edmonton	5	0	0	0	4
Florida	11	2	7	9	2
Los Angeles	4	2	4	6	2
Montreal	15	4	4	8	8
New Jersey	10	3	4	7	2
N.Y. Islanders	8	1	1	2	0
N.Y. Rangers	11	2	5	7	4
Ottawa	17	1	5	6	6
Philadelphia	9	3	2	5	8
Phoenix	5	2	0	2	8
Pittsburgh	13	2	2	4	16
San Jose	4	0	0	0	0
St. Louis	6	2	3	5	2
Tampa Bay	12	3	5	8	16
Toronto	3	0	1	1	4
Vancouver	4	1	2	3	0
Washington	12	1	2	3	4
NHL Totals	212	46	63	109	127



Brian Holzinger

REGULAR SEASON

PLAYOFFS

Season	Team	League	REGULAR SEASON											PLAYOFFS						
			GP	G	A	TP	+/-	PIM	PP	SH	GW	GT	S	%	GP	G	A	TP	PIM	
1991-92	Bowling Green	CCHA	30	14	8	22	--	36	--	--	--	--	--	--	--	--	--	--	--	--
1992-93	Bowling Green	CCHA	41	31	26	57	--	44	--	--	--	--	--	--	--	--	--	--	--	--
1993-94	Bowling Green	CCHA	38	22	15	37	--	24	--	--	--	--	--	--	--	--	--	--	--	--
1994-95	Bowling Green	CCHA	38	35	33	68	--	42	--	--	--	--	--	--	--	--	--	--	--	--
	Buffalo	NHL	4	0	3	3	2	0	0	0	0	0	3	0.0	4	2	1	3	2	
1995-96	Buffalo	NHL	58	10	10	20	-21	37	5	0	1	0	71	14.1	--	--	--	--	--	
	Rochester	AHL	17	10	11	21	9	14	0	0	2	0	45	22.2	19	10	14	24	10	
1996-97	Buffalo	NHL	81	22	29	51	9	54	2	2	6	0	142	15.5	12	2	5	7	8	
1997-98	Buffalo	NHL	69	14	21	35	-2	36	4	2	1	1	116	12.1	15	4	7	11	18	
	NHL Totals		212	46	63	109	-12	127	11	4	8	1	332	13.9	31	8	13	21	28	
	Sabre Totals		212	46	63	109	-12	127	11	4	8	1	332	13.9	31	8	13	21	28	

Multi-Point Games: 0 (1994-95), 3 (1995-96), 11 (1996-97), 6 (1997-98), Total: 20

The Players



Paul Kruse

24

Left Wing



Born: March 15, 1970
Merritt, British Columbia
Height: 6'0" **Weight:** 202
Shoots: Left
Last Amateur Club: Kamloops (WHL)

HOW ACQUIRED: Acquired from N.Y. Islanders on March 24, 1998, along with Jason Holland (D) in exchange for Jason Dawe (R/LW).

1997-98: Appeared in first 62 games played with Islanders...Played in 300th NHL contest in Islanders' game at Los Angeles (10/21)...Had career-best three-game goal streak (total of 4 goals) while with New York (1/30 vs. Carolina to 2/2 at Pittsburgh)...Scored two goals, including game-winner at Pittsburgh (2/2)...Recorded game-tying goal for Islanders vs. Boston (2/1)...Also scored game-winner vs. Carolina (1/30)...Missed Islanders' games vs. New Jersey (2/7) with hip flexor, and vs. Colorado (3/7) with bruised hand...Switched to jersey #24 at Vancouver (3/26) after playing in first game as Sabre in #29 at Calgary (3/24)...Deflected in shot by Rob Ray (RW) at Detroit (3/29) for first goal as Sabre...Recorded first assist as Sabre on Buffalo's third goal in 4-0 win vs. Los Angeles (4/1)...Missed final two games of regular season after suffering grade two sprain of MCL in left knee in first period at New Jersey (4/15)...Games missed due to injury: 4 (2 with N.Y.I., 2 with Buf.)...Multi-point games: 1 (with N.Y.I.)...Missed first eight games of **1998 playoffs** while recovering from knee sprain suffered against Devils...In lone game of postseason, scored first playoff goal as Sabre in Game Six vs. Washington (6/4).

CAREER: 1996-97: Scored four goals and two assists in 48 games with Islanders...Missed final twelve games for Islanders with abdominal injury, which required off-season surgery...Fourth on team in penalty minutes (111)...Scored first goal as Sabre vs. Tampa Bay (12/14)...Acquired by N.Y. Islanders (11/27) from Calgary for third-round selection in 1997 Entry Draft (Francis Lessard), which was previously acquired from Colorado for Brent Severyn...**1995-96:** Finished third on Flames in PIM (145)...12 of 15 points were scored on road and all at even strength...Had two multi-point games: (0+2) at Edmonton (12/1) and (1+1) at Winnipeg (12/3)...Played in 200th NHL game vs. Buffalo (1/12)...Missed five games due to injury...Appeared in three of four playoff games vs. Chicago...**1994-95:** Second on team with +13...Had three-game point scoring streak (2+1=3; 2/11 to 2/16)...All 16 points were scored at even strength...Registered two multi-point games: (2+0) vs. Los Angeles (4/7) and (1+1) vs. Toronto (4/29)...Scored four goals and two assists in opening round loss to San Jose in 1995 playoffs...**1993-94:** Finished third in penalty minutes (185)...Sat out opening twelve games of season with toe injury...Posted pair of assists vs. Los Angeles (1/24)...Scored goals at Pittsburgh (1/8), at Los Angeles (2/5) and vs. Anaheim (4/6)...Played in all seven playoff games vs. Vancouver...**1992-93:** Played in 27 games for Calgary after being recalled from Salt Lake (IHL) in early December...Totaled 206 PIM in 35 games with Salt Lake...Recorded first multi-point game of NHL career (1+1) vs. Vancouver (4/9)...**1991-92:** First NHL point (assist) came at Edmonton (12/23)...Recorded first NHL goal against Ed Belfour at Chicago (2/16)...Was fifth on Salt Lake with 14 goals...**1990-91:** Was second in PIM with Salt Lake (313)...Made NHL debut vs. Los Angeles (3/31)...Originally selected by Calgary in fourth round (83rd overall) of 1990 Entry Draft.

PERSONAL: Paul and wife, Laurie-Ann, have one daughter, McKinley Barbara...Has helped raising money for Down Syndrome in Calgary by participating in charity cattle drive hosted by Suter brothers.

CAREER GAME HIGHS

Goals: 2 (4/7/95 vs. Los Angeles; 2/2/98 at Pittsburgh)
Assists: 2 (1/24/94 vs. Los Angeles; 12/1/95 at Edmonton)
Points: 2, seven times
Penalty Minutes: 31 (4/1/98 vs. Los Angeles)
Longest Point Streak: 3 games, 2+1=3 (2/11/95 to 2/16/95);
 3 games, 4+0=4 (1/30/98 to 2/2/98)

KRUSE vs. NHL

Team	GP	G	A	TP	PIM
Anaheim	18	1	0	1	45
Boston	10	1	1	2	19
Buffalo	14	0	1	1	43
Calgary	5	0	0	0	17
Carolina	10	1	1	2	24
Chicago	19	4	1	5	36
Colorado	9	2	0	2	15
Dallas	17	1	1	2	36
Detroit	18	3	0	3	63
Edmonton	24	4	4	8	64
Florida	12	1	1	2	39
Los Angeles	26	5	4	9	91
Montreal	9	0	0	0	13
New Jersey	13	0	0	0	37
N.Y. Islanders	3	0	0	0	7
N.Y. Rangers	13	0	1	1	41
Ottawa	13	0	2	2	15
Philadelphia	15	1	0	1	41
Phoenix	20	2	3	5	60
Pittsburgh	13	3	1	4	26
San Jose	14	1	2	3	16
St. Louis	17	1	3	4	37
Tampa Bay	10	2	0	2	13
Toronto	13	1	2	3	23
Vancouver	24	1	4	5	80
Washington	9	0	1	1	11
NHL Totals	368	35	33	68	912



REGULAR SEASON

PLAYOFFS

Season	Team	League	GP	G	A	TP	+/-	PIM	PP	SH	GW	GT	S	%	GP	G	A	TP	PIM
1988-89	Kamloops	WHL	68	8	15	23	-	209	-	-	-	-	-	-	-	-	-	-	-
1989-90	Kamloops	WHL	67	22	23	45	-	291	-	-	-	-	-	-	17	3	5	8	79
1990-91	Calgary	NHL	1	0	0	0	-1	7	0	0	0	0	0.0	-	-	-	-	-	-
	Salt Lake	IHL	83	24	20	44	-	313	-	-	-	-	-	4	1	1	2	4	
1991-92	Calgary	NHL	16	3	1	4	1	65	0	0	0	0	12	25.0	-	-	-	-	-
	Salt Lake	IHL	57	14	15	29	-	267	-	-	-	-	-	5	1	2	3	19	
1992-93	Calgary	NHL	27	2	3	5	2	41	0	0	0	0	17	11.8	-	-	-	-	-
	Salt Lake	IHL	35	1	4	5	-	206	-	-	-	-	-	-	-	-	-	-	-
1993-94	Calgary	NHL	68	3	8	11	-6	185	0	0	0	0	52	5.8	7	0	0	0	14
1994-95	Calgary	NHL	45	11	5	16	13	141	0	0	2	0	52	21.2	7	4	2	6	10
1995-96	Calgary	NHL	75	3	12	15	-5	145	0	0	0	0	83	3.6	3	0	0	0	4
1996-97	Calgary	NHL	14	2	0	2	-4	30	0	0	1	0	10	20.0	-	-	-	-	-
	N.Y. Islanders	NHL	48	4	2	6	-5	111	0	0	0	0	39	10.3	-	-	-	-	-
1997-98	N.Y. Islanders	NHL	62	6	1	7	-12	138	0	0	2	1	44	13.6	-	-	-	-	-
	Buffalo	NHL	12	1	1	2	1	49	0	0	0	0	8	12.5	1	1	0	1	4
	NHL Totals		368	35	33	68	-16	912	0	0	5	1	317	11.0	18	5	2	7	32
	Sabre Totals		12	1	1	2	1	49	0	0	0	0	8	12.5	1	1	0	1	4

Multi-Point Games: 0 (1990-91), 0 (1991-92), 1 (1992-93), 1 (1993-94), 2 (1994-95), 2 (1995-96), 0 (1996-97), 1 (1997-98), Total: 7



Jay McKee

74

Defense



Born: September 8, 1977
 Kingston, Ontario
Height: 6'3" **Weight:** 205
Shoots: Left
Last Amateur Club: Niagara Falls (OHL)

HOW ACQUIRED: Selected in first round (14th overall) of 1995 NHL Entry Draft with pick acquired on July 8, 1995, by Buffalo from Vancouver along with Michael Peca and Mike Wilson in exchange

for Alexander Mogilny and Buffalo's 1995 fifth-round pick (Todd Norman).

1997-98: Registered two assists (on PP) at Carolina (10/15)...In 3-0 win vs. Ottawa (12/31), saw first action with Sabres since November (11/28 vs. N.Y.R.) and was named game's third star...Credited with assist on both goals in 2-2 tie at Los Angeles (1/8), including off-ice assist on Dixon Ward's (LW) short-handed, game-tying goal...Tied career high for points in game (0+2=2, vs. Fla. 11/11/96; at Car. 10/15/97) and marked second multi-point game of season...Missed two games with stomach contusion suffered at Detroit (3/29)...Played in 100th Sabres/NHL game in season finale vs. Ottawa (4/19)...Games missed due to injury: 2...Multi-point games: 2...Played in just one game during **1998 playoffs**...Recalled from AHL affiliate Rochester (12/31)...Reassigned to Rochester (12/28) after recall (12/27)...Reassigned to Rochester (12/24) after recall (12/23)...Originally assigned to Rochester (12/2).

CAREER: 1996-97: Scored first career goal at Florida (3/22)...During two-week conditioning assignment in Rochester (2/13 to 2/24), recorded two goals and five assists for seven points to go with four penalty minutes...Had first career multi-point game (2 assists) vs. Florida (11/11)...Changed number after having worn 38 in only prior game experience with Buffalo...Appeared in first career playoff game vs. Ottawa (4/19)...**1995-96:** Made NHL debut (at age of 18) vs. Ottawa (4/10), registering first NHL point (assist)...Named to OHL All-Star Second Team...**1994-95:** Chosen as Niagara Falls' Top defenseman (served as assistant captain that year)...Voted as Top Bodychecker in OHL's Central Division by OHL Coaches...**1993-94:** Was captain for Team Ontario Under-17 at World Challenge.


PERSONAL: Single...Agreed to terms on three-year contract Sept. 8, 1996.

CAREER GAME HIGHS

Goals: 1, two times
Assists: 2 (11/11/96 vs. Florida; 10/15/97 at Carolina; 1/8/98 at Los Angeles)
Points: 2 (11/11/96 vs. Florida; 10/15/97 at Carolina; 1/8/98 at Los Angeles)
Penalty Minutes: 7 (10/24/96 vs. Montreal)
Longest Point Streak: None

McKEE vs. NHL

Team	GP	G	A	TP	PIM
Anaheim	3	0	0	0	4
Boston	5	0	2	2	4
Calgary	3	0	1	1	2
Carolina	6	1	3	4	4
Chicago	3	0	0	0	0
Colorado	4	0	2	2	2
Dallas	1	0	0	0	0
Detroit	2	0	0	0	0
Edmonton	3	0	0	0	2
Florida	7	1	2	3	2
Los Angeles	1	0	2	2	0
Montreal	6	0	0	0	11
New Jersey	3	0	0	0	4
N.Y. Islanders	4	0	1	1	4
N.Y. Rangers	4	0	2	2	2
Ottawa	9	0	1	1	12
Philadelphia	3	0	0	0	0
Phoenix	2	0	0	0	2
Pittsburgh	7	0	2	2	2
San Jose	2	0	0	0	2
St. Louis	3	0	1	1	0
Tampa Bay	5	0	1	1	6
Toronto	4	0	1	1	0
Vancouver	4	0	1	1	8
Washington	6	0	1	1	6
NHL Totals	100	2	23	25	79



REGULAR SEASON

PLAYOFFS

Season	Team	League	REGULAR SEASON													PLAYOFFS			
			GP	G	A	TP	+/-	PIM	PP	SH	GW	GT	S	S%	GP	G	A	TP	PIM
1993-94	Sudbury	OHL	51	0	1	1	--	51	--	--	--	--	--	--	3	0	0	0	0
1994-95	Sudbury	OHL	39	6	6	12	--	91	--	--	--	--	--	--	--	--	--	--	--
1995-96	Niagara Falls	OHL	26	3	13	16	--	60	--	--	--	--	--	6	2	3	5	10	
	Rochester	AHL	64	5	41	46	--	129	--	--	--	--	--	10	1	5	6	16	
1996-97	Buffalo	NHL	1	0	1	1	1	2	0	0	0	0	2	--	--	--	--	--	
	Rochester	AHL	43	1	9	10	3	35	0	0	0	0	29	3	0	0	0	0	
1997-98	Buffalo	NHL	7	2	5	7	0	4	1	0	0	0	19	--	--	--	--	--	
	Rochester	AHL	56	1	13	14	-1	42	0	0	0	0	55	1	0	0	0	0	
		AHL	13	1	7	8	6	11	0	0	0	0	36	--	--	--	--	--	
	NHL Totals		100	2	23	25	3	79	0	0	0	0	86	2.3	4	0	0	0	0
	Sabre Totals		100	2	23	25	3	79	0	0	0	0	86	2.3	4	0	0	0	0

Multi-Point Games: 0 (1995-96), 1 (1996-97), 2 (1997-98), Total: 3



Michael Peca

27

Center



Born: March 26, 1974
 Toronto, Ontario
Height: 5'11" **Weight:** 181
Shoots: Right
Last Amateur Club: Ottawa (OHL)

HOW ACQUIRED: Came to Sabres in trade with Vancouver on July 8, 1995, along with Mike Wilson and Canucks' first-round selection in 1995 (Sabres chose Jay McKee) in exchange for Alexander Mogilny and fifth-round draft pick (Todd Norman).

1997-98: Finished second in voting for Frank J. Selke Trophy (NHL's best defensive forward)...Tied for third in NHL in short-handed goals (5) and tied for first in short-handed points (9)...Scored over half of points (22 of 40 pts.) on special teams (6+7=13 on PP; 5+4=9 while SH)...Presented with Punch Imlach Memorial Award (Sabres' team award for dedication and leadership)...Returned to action vs. New Jersey (11/15) after missing three games with hip injury (aggravated strained hip 11/6 vs. Fla.)...Recorded goal (SH) and had assist (on PP) vs. N.Y. Islanders (11/22)...Posted 100th NHL point with goal vs. Philadelphia (11/26)...Played in 200th NHL game vs. Carolina (12/12)...Scored two short-handed goals in 3-0 win vs. Ottawa (12/31)...Tied Sabres' game record for most short-handed goals by one player...Posted assists in four consecutive games (1/8 at L.A. to 1/15 vs. Van.), marking longest such streak by Sabre in 1997-98...Recorded 100th point as Sabre by feeding pass to Vaclav Varada (RW) for game-tying goal in 3-3 decision vs. St. Louis (1/27)...Scored on rebound for game-tying goal with 1:20 left in third period of 2-2 tie vs. Boston (2/4), and assisted on GTG with 46 seconds left in third of 1-1 tie at Boston (2/26)...Scored just 24 seconds into game and had assist in 3-1 win vs. San Jose (3/12)...Played in 200th game as Sabre and had three-point performance in 6-1 win vs. Florida (3/19), recording short-handed goal and two assists (1 while SH)...Equaled personal high for points in game as Sabre (3, three previous times)...Also had three-points vs. Pittsburgh (3/15), registering two goals (2nd was SH & ENG) and one assist...Netted two of Sabres' five third-period goals (including GWG) in 5-2 win at Vancouver (3/26), marking eighth multi-point performance of season...Missed three games (3/27 at Edm., 3/29 at Det., 4/1 vs. L.A.) while serving NHL suspension for hit on Canucks' Mattias Ohlund (D)...Returned vs. Philadelphia (4/13) after missing two games with hip injury suffered in second period vs. Carolina (4/8)...Suffered grade one sprain of MCL in left knee in first period at New Jersey (4/15)...Games missed due to injury: 7...Multi-point games: 8...Returned to action in **1998 playoffs** in 6-1 win in Game Three vs. Philadelphia (4/27), after missing first two games of ECQF series while recovering from knee sprain suffered at New Jersey...Recorded first two goals of postseason career in 5-4 overtime win in Game Three at Montreal (5/12), including GWG at 1:24 of second OT...Marked first multi-point game of playoff career.

CAREER: **1996-97:** Won Frank J. Selke Trophy (NHL's best defensive forward)...Also voted Selke winner by *The Hockey News*...Six short-handed goals not only led NHL, but also represented third most in one season by Sabre...Finished second in league in short-handed points (6+3=9)...Led Sabres in plus/minus with +26 mark...Sabres' most productive player with 31 points (12+19=31) in second half of season...Was "plus" or "even" in 68 of 79 games played...Tied for second on team with five power-play goals...Buffalo was 14-4-1 in games in which Peca scored a goal...Scored Sabres' first regular season goal in Marine Midland Arena vs. Detroit (10/12)...Played in 100th game as Sabre at New Jersey (12/23)...Games missed due to injury: 3...Helped hold centers Alexei Yashin (Ottawa) and Eric Lindros (Philadelphia) to combined total of three goals in ten games of 1997 playoffs...**1995-96:** Scored last goal in Memorial Auditorium (Buffalo beat Hartford 4-1 on 4/14)...Scored first goal as Sabre at Boston (10/9)...**1994-95:** Scored first NHL goal in season opener vs. Dallas (1/20)...Missed 12 games due to cracked cheekbone, and one with wrist injury...**1993-94:** Led Ottawa 67's in scoring for second straight year...Played first NHL game for Vancouver at Montreal (12/6)...Won gold medal with Canada at World Junior Championships...Selected by Vancouver in second round (40th overall) at 1992 NHL Entry Draft.

PERSONAL: Married to Kristin...Has two brothers...Agreed to terms on multi-year contract on October 27, 1997...Named Sabres' captain (11/6/97)...Has done work with Juvenile Diabetes Foundation, Big Brothers, Aids Foundation and Buffalo Children's Hospital...Has won several awards in art...Enjoys playing golf.

CAREER GAME HIGHS

Goals: 2, four times
Assists: 2, several times
Points: 3, four times
Penalty Minutes: 17 (11/27/96 at Tampa Bay)
Longest Point Streak: 4 games, three times (most pts. of three: 2+5=7; 2/12/97 to 2/21/97)

PECA vs. NHL

Team	GP	G	A	TP	PIM
Anaheim	10	0	4	4	16
Boston	16	2	5	7	8
Buffalo	1	0	0	0	2
Calgary	9	2	0	2	6
Carolina	17	6	6	12	14
Chicago	9	0	0	0	6
Colorado	6	1	3	4	2
Dallas	7	3	1	4	8
Detroit	6	3	0	3	4
Edmonton	9	2	1	3	16
Florida	11	4	8	12	6
Los Angeles	6	0	4	4	0
Montreal	12	2	6	8	4
New Jersey	11	4	2	6	4
N.Y. Islanders	11	1	7	8	8
N.Y. Rangers	12	3	1	4	24
Ottawa	14	5	4	9	12
Philadelphia	11	3	3	6	6
Phoenix	7	1	2	3	9
Pittsburgh	13	5	1	6	23
San Jose	5	1	5	6	2
St. Louis	8	1	2	3	6
Tampa Bay	10	1	2	3	23
Toronto	10	0	2	2	11
Vancouver	6	3	2	5	8
Washington	8	2	6	8	8
NHL Totals	245	55	77	132	236



REGULAR SEASON

PLAYOFFS

Season	Team	League	REGULAR SEASON													PLAYOFFS			
			GP	G	A	TP	+/-	PIM	PP	SH	GW	GT	S	%	GP	G	A	TP	PIM
1990-91	Sudbury	OHL	62	14	27	41	--	24	--	--	--	--	--	--	5	1	0	1	7
1991-92	Sudbury	OHL	39	16	34	50	--	61	--	--	--	--	--	--	--	--	--	--	--
	Ottawa	OHL	27	8	17	25	--	32	--	--	--	--	--	11	6	10	16	6	
1992-93	Ottawa	OHL	55	38	64	102	--	80	--	--	--	--	--	--	--	--	--	--	
	Hamilton	AHL	9	6	3	9	--	11	--	--	--	--	--	--	--	--	--	--	
1993-94	Ottawa	OHL	55	50	63	113	--	101	--	--	--	--	--	17	7	22	29	30	
	Vancouver	NHL	4	0	0	0	-1	2	0	0	0	0	5	0.0	--	--	--	--	
1994-95	Syracuse	AHL	35	10	24	34	--	75	--	--	--	--	--	--	--	--	--	--	
	Vancouver	NHL	33	6	6	12	-6	30	2	0	1	1	46	13.0	5	0	1	1	8
1995-96	Buffalo	NHL	68	11	20	31	-1	67	4	3	1	0	109	10.1	--	--	--	--	--
1996-97	Buffalo	NHL	79	20	29	49	26	80	5	6	4	0	137	14.6	10	0	2	2	8
1997-98	Buffalo	NHL	61	18	22	40	12	57	6	5	1	1	132	13.6	13	3	2	5	8
	NHL Totals		245	55	77	132	30	236	17	14	7	2	429	12.8	28	3	5	8	24
	Sabre Totals		208	49	71	120	37	204	15	14	6	1	378	13.0	23	3	4	7	16

Multi-Point Games: 0 (1993-94), 0 (1994-95), 3 (1995-96), 13 (1996-97), 8 (1997-98), Total: 24



Derek Plante

26

Center



Born: January 17, 1971
 Cloquet, Minnesota
Height: 5'11" **Weight:** 181
Shoots: Left
Last Amateur Club: Univ. of Minnesota-Duluth

HOW ACQUIRED: Eighth-round draft choice (161st overall) of Sabres in 1989.

1997-98: Had streak of 134 consecutive regular season games played come to an end vs. Dallas (10/7) after being scratched with back spasms...Returned to lineup at Carolina (10/15) after missing three games (back spasms), posting two power-play goals and one assist (also on PP), while tying mark for most points in game (3, multiple times)...Credited with pair of assists vs. Calgary (10/22)...Added two assists at Boston (11/20) and reached 200th NHL/Sabre points in that game...Played in 300th Sabres/NHL game in 6-1 win over N.Y. Islanders (11/22)...Recorded another two assists vs. Vancouver (1/15)...Had assist (on PP) at N.Y. Islanders (3/10) in first game back after missing four contests with back spasms (which began 3/1)...Had assists on two-of-five goals scored by Sabres in third period at Vancouver (3/26), marking 50th multi-point game of career...Games missed due to injury: 7...Multi-point games: 5...**1998 playoffs** marked third postseason with Sabres...Dating back to 1997 playoffs, totaled eight points (1+7=8) over four playoff games against Philadelphia (5/9/97 to 4/24/98).

CAREER: **1996-97:** Led team in scoring, and established personal bests for goals, plus/minus (+14), and game-winning goals (6)...One of four Sabres to play in all regular season and playoff games...Sabres were 17-2-1 in games in which Plante scored at least one goal...Scored 24 of his 27 goals at home...Sabres' Met Life Player of the Month for October (11 GP, 5+4=9)...Tied team record (Danny Gare, 11/8/80 at Wsh.) for fastest two Sabre goals by one player (10 seconds) vs. Los Angeles (12/20)...Second of two assists at N.Y. Islanders (1/15) was 100th in NHL/Sabre career...Led team in scoring in 1997 playoffs...Scored series-winning overtime goal in game seven vs. Ottawa, marking first time in NHL playoff history that same player scored game-tying goal in third period and then game-winning goal in overtime...**1995-96:** Played for Team USA at 1996 World Championships in Austria...Won hardest shot (94.2 mph) and fastest skater (13.659 seconds) events in Buffalo's Topps NHL SuperSkills competition, latter qualifying him for NHL All-Star Weekend...Sabres' Met Life Player of the Month for November (12 GP, 6+5=11, +2 rating)...**1994-95:** Had six-game point streak (1+6=7; 3/5 to 3/18)...Played in 100th Sabre/NHL game at Florida (3/14)...**1993-94:** Finished fourth in NHL in rookie scoring and tied for third in assists...Led all rookies in power-play assists (18) and was second in power-play points (26)...Became tenth player in Sabre history to hit 20-goal plateau in rookie season...Assist total ranked fifth on team's one season list for rookies, and was seventh in points category...Won Fred T. Hunt Memorial Trophy as club's Rookie of the Year...Recorded first hat trick of career at Tampa Bay (12/1)...**1992-93:** Selected as USA Hockey's 1993 (Male) Athlete of the Year...Named to both WCHA First All-Star Team and NCAA West First All-American Team...Led league in goals, assists and points...**1991-92:** Named to WCHA Second All-Star Team.

PERSONAL: Single...Affiliated with Mental Health Association of Duluth, MN, and has done work locally with SPCA...Agreed to terms on new contract August 8, 1997.

CAREER GAME HIGHS

Goals: 3 (12/1/93 at Tampa Bay)
Assists: 2, several times
Points: 3, several times
Penalty Minutes: 6 (2/17/96 at Hartford)
Longest Point Streak: 7 games, 3+8=11 (3/23/96 to 4/5/96)

PLANTE vs. NHL

Team	GP	G	A	TP	PIM
Anaheim	6	2	1	3	0
Boston	24	6	13	19	0
Calgary	7	0	3	3	2
Carolina	24	8	8	16	10
Chicago	8	2	4	6	2
Colorado	15	2	3	5	4
Dallas	7	2	3	5	6
Detroit	7	2	1	3	2
Edmonton	7	2	2	4	2
Florida	19	3	11	14	6
Los Angeles	7	3	3	6	0
Montreal	22	4	8	12	18
New Jersey	16	2	4	6	2
N.Y. Islanders	20	1	10	11	10
N.Y. Rangers	19	4	3	7	4
Ottawa	25	7	11	18	8
Philadelphia	18	8	6	14	6
Phoenix	8	2	4	6	2
Phoenix	27	7	13	20	6
Pittsburgh	8	1	6	7	0
San Jose	7	1	0	1	2
St. Louis	20	8	6	14	6
Tampa Bay	8	4	0	4	4
Toronto	8	3	5	8	2
Vancouver	17	3	6	9	10
Washington	17	3	6	9	10
NHL Totals	354	87	134	221	114



REGULAR SEASON PLAYOFFS

Season	Team	League	REGULAR SEASON													PLAYOFFS				
			GP	G	A	TP	+/-	PIM	PP	SH	GW	GT	S	S%	GP	G	A	TP	PIM	
1989-90	Minn.-Duluth	WCHA	28	10	11	21	--	12	--	--	--	--	--	--	--	--	--	--	--	--
1990-91	Minn.-Duluth	WCHA	36	23	20	43	--	6	--	--	--	--	--	--	--	--	--	--	--	--
1991-92	Minn.-Duluth	WCHA	37	27	36	63	--	28	--	--	--	--	--	--	--	--	--	--	--	--
1992-93	Minn.-Duluth	WCHA	37	36	56	92	--	30	--	--	--	--	--	--	--	--	--	--	--	--
1993-94	Buffalo	NHL	77	21	35	56	4	24	8	1	2	0	147	14.3	7	1	0	1	0	
1994-95	Buffalo	NHL	47	3	19	22	-4	12	2	0	0	0	94	3.2	--	--	--	--	--	
1995-96	Buffalo	NHL	76	23	33	56	-4	28	4	0	5	0	203	11.3	--	--	--	--	--	
1996-97	Buffalo	NHL	82	27	26	53	14	24	5	0	6	1	191	14.1	12	4	6	10	4	
1997-98	Buffalo	NHL	72	13	21	34	8	26	5	0	1	0	150	8.7	11	0	3	3	10	
NHL Totals			354	87	134	221	18	114	24	1	14	1	1785	11.1	30	5	9	14	14	
Sabre Totals			354	87	134	221	18	114	24	1	14	1	1785	11.1	30	5	9	14	14	

Multi-Point Games: 14 (1993-94), 4 (1994-95), 13 (1995-96), 14 (1996-97), 5 (1997-98), Total: 50

Wayne Primeau


Derek Plante

The Players



Wayne Primeau 22

Center



Born: June 4, 1976
 Scarborough, Ontario
Height: 6'3" **Weight:** 220
Shoots: Left
Last Amateur Club: Oshawa (OHL)

HOW ACQUIRED: First-round draft choice (17th overall) of Sabres in 1994 NHL Entry Draft.

1997-98: Had more goals (6) than previous 48 games in Sabre uniform (3 goals from 1994-95 to 1996-97)...Season's point total (12) topped previous three seasons combined (7 pts. from 1994-95 to 1996-97)...Had stretch of seven points (3+4=7) over 11 games (3/12 vs. S.J. to 4/1 vs. L.A.), equaling career-point total over that time frame...Switched to jersey #22 in 1997-98 after wearing #76 in previous seasons...Played in 100th Sabre/NHL game and scored deciding goal (on PP) in third period of 3-0 win vs. Pittsburgh (3/15)...Was second game-winning goal of career...Named game's third star by scoring Sabres' first goal and recording seven shots on net vs. Chicago (3/17)...Was third consecutive game with goal, which marked longest such streak of career...Streak included two power-play goals (had only 1 career PP goal coming into season)...Had career best five-game point streak (3+2=5), from vs. San Jose (3/12) to vs. Florida (3/19)...Scored sixth goal of season at New Jersey (4/15)...Games missed due to injury: 0...In **1998 playoffs**, scored Buffalo's second goal and was only Sabre to be +3 in 3-2 win in Game One at Philadelphia (4/22)...Was also first goal of playoff career...Recorded first assist (while SH) of postseason career vs. Philadelphia (4/27)...Played in second NHL playoffs (both with Sabres).

CAREER: **1996-97:** Won Fred T. Hunt Memorial Trophy as team's outstanding rookie (as selected by Booster Club Board of Directors and members of local sports media)...Appeared in 36 of 41 games in second half of season...Assist vs. New Jersey (12/31) was first in NHL...Played in first career playoff game vs. Ottawa (4/17)...**1995-96:** Appeared in all but two playoff games for Calder Cup Champion Rochester Americans...**1994-95:** Made NHL debut in regular season finale (5/3 vs. N.J.), registering first NHL goal/point and game-winning goal...Led Owen Sound in scoring.

PERSONAL: Older brother Keith plays for Carolina Hurricanes.

CAREER GAME HIGHS

Goals: 1, several times
Assists: 1, several times
Points: 1, several times
Penalty Minutes: 17 (12/17/97 at N.Y. Islanders)
Longest Point Streak: 5 games, 3+2=5 (3/12/98 to 3/19/98)

PRIMEAU vs. NHL

Team	GP	G	A	TP	PIM
Anaheim	3	0	0	0	0
Boston	9	1	1	2	20
Calgary	3	0	0	0	5
Carolina	6	0	0	0	9
Chicago	4	1	2	3	5
Colorado	2	0	0	0	0
Dallas	3	1	0	1	0
Detroit	4	0	0	0	2
Edmonton	3	0	0	0	12
Florida	3	0	1	1	5
Los Angeles	2	0	1	1	0
Montreal	8	0	1	1	2
New Jersey	6	2	1	3	16
N.Y. Islanders	6	0	1	1	32
N.Y. Rangers	5	0	0	0	5
Ottawa	9	0	0	0	2
Philadelphia	7	1	0	1	10
Phoenix	3	0	0	0	0
Pittsburgh	10	2	0	2	2
San Jose	3	0	1	1	2
St. Louis	2	0	0	0	0
Tampa Bay	4	0	0	0	10
Toronto	1	0	0	0	0
Vancouver	3	0	1	1	5
Washington	8	1	0	1	7
NHL Totals	117	9	10	19	151



Wayne Primeau

The Players

REGULAR SEASON

PLAYOFFS

Season	Team	League	REGULAR SEASON											PLAYOFFS					
			GP	G	A	TP	+/-	PIM	PP	SH	GW	GT	S	%	GP	G	A	TP	PIM
1992-93	Owen Sound	OHL	66	10	27	37	--	108	--	--	--	--	--	--	8	1	4	5	0
1993-94	Owen Sound	OHL	65	25	50	75	--	75	--	--	--	--	--	9	1	6	7	8	
1994-95	Owen Sound	OHL	66	34	62	96	--	84	--	--	--	--	--	10	4	9	13	15	
	Buffalo	NHL	1	1	0	1	-2	0	0	0	1	0	2	50.0	--	--	--	--	
1995-96	Owen Sound	OHL	28	15	29	44	--	52	--	--	--	--	--	--	--	--	--	--	
	Oshawa	OHL	24	12	13	25	--	33	--	--	--	--	--	3	2	3	5	2	
	Rochester	AHL	8	2	3	5	-4	6	0	0	0	0	19	10.5	17	3	1	4	11
	Buffalo	NHL	2	0	0	0	0	0	0	0	0	0	0.0	--	--	--	--	--	
1996-97	Buffalo	NHL	45	2	4	6	-2	64	1	0	0	0	25	8.0	9	0	0	0	6
	Rochester	AHL	24	9	5	14	-3	27	1	0	1	0	51	17.6	1	0	0	0	0
1997-98	Buffalo	NHL	69	6	6	12	9	87	2	0	1	0	51	11.8	14	1	3	4	6
	NHL Totals		117	9	10	19	5	151	3	0	2	0	78	11.5	23	1	3	4	12
	Sabre Totals		117	9	10	19	5	151	3	0	2	0	78	11.5	23	1	3	4	12

Multi-Point Games: 0 (1994-95), 0 (1995-96), 0 (1996-97), 0 (1997-98), Total: 0



Rob Ray

32

Right Wing



Born: June 8, 1968
Stirling, Ontario
Height: 6'0" **Weight:** 203
Shoots: Left
Last Amateur Club: Cornwall (OHL)

HOW ACQUIRED: Fifth-round draft choice (97th overall) of Sabres in 1988 Entry Draft.

1997-98: Had streak of 151 consecutive games played come to end at Pittsburgh (11/24) after suffering broken thumb vs. N.Y. Islanders (11/22)...Placed on I.R. list (11/23) and underwent surgery (11/26)...Returned to lineup at Anaheim (1/7) after missing 19 games while recovering from surgery...Scored deciding goal in 4-1 win vs. Tampa Bay (1/23) for third game-winning goal of career...Recorded second goal of season (on PP) vs. N.Y. Islanders (3/6)...Assisted on deciding goal in 3-1 win vs. San Jose (3/12)...Took shot that Paul Kruse (LW) deflected in for Sabres' second goal at Detroit (3/29)...Games missed due to injury: 19...In **1998 playoffs**, had 22 minutes in penalties in Game Two at Philadelphia (4/24), surpassing Lindy Ruff (164) into first on Sabres' all-time postseason list for penalty minutes.

CAREER: Entering 1998-99, ranked 14th in Sabre history in games played with 569 (13th, Larry Playfair, 577)...Figure also ranks Ray first among all active Sabres in games played with team...Sabres' all-time penalty minute leader in both regular season (2,268) and playoffs (167)...**1996-97:** One of four Sabres to play all regular season and playoff games...Established personal best with +3 mark for season...Collected all ten of points in home games...Surpassed 2,000 career penalty minutes plateau for Sabre/NHL career (regular season) vs. Boston (3/17)...Played in 500th Sabres/NHL game at N.Y. Rangers (4/1)...Moved past Danny Gare for 16th on Buffalo's all-time games played list at Boston (4/10)...**1995-96:** Had goals in back-to-back games for only second time in career (2/14/96 vs. L.A. and 2/16/96 vs. N.J.; first time was 3/23/91 at Bos. and 3/24/91 vs. Phi.)...Also scored first game-tying goal of career in 2-2 game vs. New Jersey (2/16)...Played in 400th career game vs. Pittsburgh (2/21)...**1994-95:** Became Sabres' all-time penalty minutes leader in final regular season game vs. New Jersey (5/3)...**1993-94:** Played in 300th Sabre/NHL game vs. Boston (4/1)...**1992-93:** Saw action in 200th Sabre/NHL game vs. Washington (1/27)...**1991-92:** Penalty minute total of 354 set team record (breaking own mark set in 1990-91) and was second-highest in NHL...**1990-91:** Led NHL in penalty minutes...**1989-90:** Scored goal on first NHL shot and added assist at Pittsburgh (10/21), also marking first multi-point game of career...**1988-89:** Total of 446 penalty minutes for Americans set Rochester (AHL) club record.

PERSONAL: Single, enjoys fishing...Served as grand marshal for Bud at the Glen NASCAR race on Aug. 10, 1997, in Watkins Glen, New York...Was bench coach of Buffalo Stampede (Roller Hockey International) during summer of 1995...Holds annual summer golf tournament to benefit March of Dimes...Was honorary chairperson for Walk America...Also works very closely with Make-A-Wish program, Roswell Park Cancer Institute and Children's Hospital.

CAREER GAME HIGHS

Goals: 1, many times
Assists: 2, three times (last, 2/23/91 at Hartford)
Points: 2, five times (last, 10/30/92 vs. Ottawa)
Penalty Minutes: 35 (3/31/92 at Minnesota)
Longest Point Streak: 2 games, several times

RAY vs. NHL

Team	GP	G	A	TP	PIM
Anaheim	7	0	0	0	35
Boston	47	2	1	3	197
Calgary	17	1	1	2	69
Carolina	46	2	3	5	195
Chicago	16	2	1	3	80
Colorado	34	1	3	4	105
Dallas	16	0	2	2	65
Detroit	10	0	2	2	28
Edmonton	17	3	2	5	43
Florida	19	0	0	0	89
Los Angeles	17	2	2	4	70
Montreal	40	1	2	3	271
New Jersey	27	3	0	3	77
N.Y. Islanders	28	1	2	3	133
N.Y. Rangers	24	0	0	0	116
Ottawa	28	3	1	4	85
Philadelphia	24	1	0	1	100
Phoenix	15	1	1	2	52
Pittsburgh	32	2	4	6	93
San Jose	11	0	3	3	34
St. Louis	15	0	1	1	31
Tampa Bay	19	1	2	3	70
Toronto	15	2	1	3	49
Vancouver	18	2	0	2	121
Washington	27	3	0	3	60
NHL Totals	569	33	34	67	2268



REGULAR SEASON

PLAYOFFS

Season	Team	League	REGULAR SEASON													PLAYOFFS				
			GP	G	A	TP	+/-	PIM	PP	SH	GW	GT	S	%	GP	G	A	TP	PIM	
1985-86	Cornwall	OHL	53	6	13	19	--	253	--	--	--	--	--	--	6	0	0	0	26	
1986-87	Cornwall	OHL	46	17	20	37	--	158	--	--	--	--	--	5	1	1	2	16		
1987-88	Cornwall	OHL	61	11	41	52	--	179	--	--	--	--	--	11	2	3	5	33		
1988-89	Rochester	AHL	74	11	18	29	4	446	0	0	0	0	72	15.3	--	--	--	--		
1989-90	Buffalo	NHL	27	2	1	3	-2	99	0	0	0	0	20	10.0	--	--	--	--		
	Rochester	AHL	43	2	13	15	-6	335	0	0	1	0	56	3.6	17	1	3	4	115	
1990-91	Buffalo	NHL	66	8	8	16	-11	350	0	0	1	0	54	14.8	6	1	1	2	56	
	Rochester	AHL	8	1	1	2	--	15	0	0	1	0	8	12.5	--	--	--	--		
1991-92	Buffalo	NHL	63	5	3	8	-9	354	0	0	0	0	29	17.2	7	0	0	0	2	
1992-93	Buffalo	NHL	68	3	2	5	-3	211	1	0	0	0	28	10.7	--	--	--	--		
1993-94	Buffalo	NHL	82	3	4	7	2	274	0	0	0	0	34	8.8	7	1	0	1	43	
1994-95	Buffalo	NHL	47	0	3	3	-4	173	0	0	0	0	7	0.0	5	0	0	0	14	
1995-96	Buffalo	NHL	71	3	6	9	-8	287	0	0	0	1	21	14.3	--	--	--	--		
1996-97	Buffalo	NHL	82	7	3	10	3	286	0	0	1	0	45	15.6	12	0	1	1	28	
1997-98	Buffalo	NHL	63	2	4	6	2	234	1	0	1	0	19	10.5	10	0	0	0	24	
	NHL Totals		569	33	34	67	-30	2268	2	0	3	1	257	12.8	47	2	2	4	167	
	Sabre Totals		569	33	34	67	-30	2268	2	0	3	1	257	12.8	47	2	2	4	167	

Multi-Point Games: 1 (1989-90), 3 (1990-91), 0 (1991-92), 1 (1992-93), 0 (1993-94 to 1997-98), Total: 5



Dwayne Roloson

30

Goaltender



Born: October 12, 1969
 Simcoe, Ontario
Height: 6'1" **Weight:** 190
Catches: Left
Last Amateur Club: University of Lowell (H.E.)

HOW ACQUIRED: Signed with Buffalo as free agent from Calgary Flames on July 9, 1998.

1997-98: Saw action in 39 games with Calgary, recording 2.99 GAA...Recorded four assists over season, tying for most by any NHL goaltender in 1997-98...Recorded first win of season vs. Philadelphia (12/27)...Registered six-game unbeaten streak (5-0-1, from 2/5 to 3/5)...Made career-high 46 saves in 2-1 win vs. Ottawa (3/1)...Stopped Kings' Rob Blake on penalty shot in game at Los Angeles (4/13)...Also played in four games with Saint John (AHL).

CAREER: 1996-97: Played in first NHL season, appearing in 31 games...First game was 3-3 tie at Dallas (11/13)...First NHL win (also first NHL shutout) was 22-save performance in 2-0 victory vs. Los Angeles (11/28)...Established 9-14-3 record...Had 2.89 GAA and .897 save percentage...Earned three-game undefeated streak (2-0-1) with tie against Ottawa (12/10) and wins over Los Angeles (12/12) and Colorado (12/14)...Named AHL Player of the Week for week ending Oct. 20 (with Saint John), posting 1.34 GAA, .951 save percentage, 2-1-0 record and one shutout...In eight games with Saint John earned 6-2-0 record and 2.75 GAA...**1995-96:** Appeared in 67 games (33-22-11) with one shutout for Saint John...Posted 2.83 GAA in 4,026 minutes played...Appeared in 16 playoff games (10-6)...**1994-95:** Played in 46 games (16-21-8) with goals against average of 3.42...Originally signed with Flames as free agent (7/4/94).


PERSONAL: Spends off-season in hometown of Simcoe, Ontario.

CAREER GAME HIGHS

Most Shots Faced: 47 (3/1/98 vs. Ottawa)
Most Saves: 46 (3/1/98 vs. Ottawa)
Most Saves in SO: 22 (11/28/96 vs. Los Angeles)
Most Goals Allowed: 7 (1/21/98 at San Jose)
Longest Undefeated Streak: 6 games, 5-0-1 (2/5/98 to 3/5/98)

ROLOSON vs. NHL

Team	GP	MIN	GA	SO	W	L	T	GAA
Ana.	1	65	3	0	0	0	1	2.77
Bos.	1	60	2	0	1	0	0	2.00
Buf.	1	15	0	0	0	0	1	0.00
Cal.	1	60	3	0	0	0	1	3.00
Car.	2	119	5	0	1	1	0	2.52
Chi.	2	101	6	0	0	1	1	3.56
Col.	5	246	12	0	2	2	0	2.93
Dal.	6	324	15	0	2	2	1	2.78
Det.	1	65	3	0	0	1	0	2.77
Edm.	5	272	20	0	1	3	0	4.41
Fla.	2	118	4	0	1	1	0	2.03
L.A.	6	309	12	1	2	2	0	2.33
Mil.	2	125	5	0	1	0	1	2.40
N.J.	3	144	8	0	0	2	1	3.33
N.Y.I.	1	65	1	0	0	0	1	0.92
N.Y.R.	3	154	4	0	1	1	1	1.56
Oh.	3	154	4	0	1	1	1	1.56
Phi.	2	118	6	0	1	1	0	3.05
Pho.	5	283	12	0	1	2	1	2.54
Pit.	1	60	4	0	0	1	0	4.00
StL	2	120	8	0	1	1	0	4.00
S.J.	7	371	26	0	1	3	1	4.20
T.B.	2	122	3	0	1	1	0	1.48
Tor.	3	159	9	0	0	3	0	3.40
Van.	6	350	18	0	3	1	1	3.09
Wsh.	1	59	2	0	0	1	0	2.03
Totals	70	3823	188	1	20	30	11	2.95



Season	Team	League	REGULAR SEASON										PLAYOFFS					
			GP	MIN	AVG	W-L-T	EN	SO	GA	SA	SV%	GP	W-L	MIN	GA	SO	AVG	
1990-91	Mass-Lowell	H.E.	15	823	4.59	5-9-0	--	0	63	--	--	--	--	--	--	--	--	--
1991-92	Mass-Lowell	H.E.	12	660	4.73	3-8-0	--	0	52	--	--	--	--	--	--	--	--	--
1992-93	Mass-Lowell	H.E.	39	2342	3.84	20-17-2	--	0	150	--	--	--	--	--	--	--	--	--
1993-94	Mass-Lowell	H.E.	40	2305	2.76	23-10-7	--	0	106	--	--	--	--	--	--	--	--	--
1994-95	Saint John	AHL	46	2734	3.42	16-21-8	--	1	156	--	--	5	1-4	298	13	0	2.61	
1995-96	Saint John	AHL	67	4026	2.83	33-22-11	--	1	190	--	--	16	10-6	1027	49	1	2.86	
1996-97	Calgary	NHL	31	1618	2.89	9-14-3	2	1	78	760	.897	--	--	--	--	--	--	
	Saint John	AHL	8	481	2.75	6-2-0	--	1	22	--	--	--	--	--	--	--	--	
1997-98	Calgary	NHL	39	2205	2.99	11-16-8	4	0	110	997	.890	--	--	--	--	--	--	
	Saint John	AHL	4	245	1.96	3-0-1	--	0	8	--	--	--	--	--	--	--	--	
NHL Totals			70	3823	2.95	20-30-11	6	1	188	1757	.893	--	--	--	--	--	--	--
Sabre Totals			--	--	--	--	--	--	--	--	--	--	--	--	--	--	--	--



Geoff Sanderson 80

Left Wing



Born: February 1, 1972
 Hay River, N.W. Territories
Height: 6'0" **Weight:** 190
Shoots: Left
Last Amateur Club: Swift Current (WHL)

HOW ACQUIRED: Acquired in trade with Vancouver on February 4, 1998, for Brad May (LW) and third-round draft pick in 1999.

1997-98: Began season with Carolina before moving to Vancouver in trade...Appeared in 40 games with Hurricanes, recording goal and assist both vs. Phoenix (12/5) and vs. N.Y. Islanders (12/3)...Acquired by Vancouver in trade (1/2) with Carolina (along with Sean Burke and Enrico Ciccone) for Kirk McLean and Martin Gelin...Played in nine games with Vancouver...Place on LR. list by Canucks (1/21), missing eight NHL games (6 with Canucks, 2 with Sabres) with shoulder injury suffered in Vancouver's game vs. Phoenix (1/21)...Recorded first goal as Sabre in 2-2 tie vs. Toronto (2/25), scoring on first shot of first shift in Buffalo uniform...Registered first assist as Sabre in 3-0 win at Washington (3/1)...Scored game-winning goal with just 4:09 left in Sabres' 2-1 win at Montreal (3/7)...Played in 500th NHL contest vs. Florida (3/19)...Scored deciding goal on breakaway in 3-1 win vs. Carolina (4/8), marking 200th goal of NHL career...Missed game at New Jersey (4/15) with bruised hip suffered vs. Philadelphia (4/13)...Games missed due to injury: 9 (6 with Van., 3 with Buff.)...Multi-point games: 4 (3 with Car., 1 with Van.)...Scored first three postseason goals as Sabre in **1998 playoffs**...Had pair of goals (first on PP), including GWG at 2:37 of overtime for 3-2 win in Game One vs. Montreal (5/8)...Was first multi-point game of postseason career, and first OT goal and GWG in playoffs...First three playoff goals of career all scored against Montreal (other: 1 at Mt. 5/1/92)...Recorded first assist of playoff career on Sabres' third goal vs. Washington (5/28).

CAREER: 1996-97: Hartford's top goal scorer (36 goals T-14th in NHL)...Led team in points (67) for second time in career with Hartford (had 89 points in 1992-93 season)...One of top three scorers for five consecutive seasons...Led team in power-play goals (12) and power-play points (23)...Had (10) multi-goal games...Scored two goals in one period (5) times...Top point total game was vs. Buffalo (2+2=4 on 12/7)...Named to second NHL All-Star Team and scored one goal...At Skills competition, defeated Pavel Bure in second heat of Puck Control Relay...In Fastest Skater Competition, skated to second-fastest time (13.823) to Peter Bondra (13.611)...In Hardest Shot Competition, shot of 98.6 miles-per-hour and was second to Al MacInnis (98.9)...Named NHL's Player of the Week for week ending 12/8/96 (4+2=6 in Whalers 2-0-1 week)...Longest goal scoring stretch (6+3=9) was four games (11/30 to 12/7)...Only player with Whalers not to miss game all season...**1995-96:** Was second on team in points (65) and in goal scoring (34) to Brendan Shanahan, snapping string of three seasons that Sanderson had led team in goal scoring...Longest point streak was seven games (6+2=8, 1/9/96 to 1/25/97)...Scored two hat tricks...Registered season-high for points (3+1=4) at Pittsburgh (12/28)...Led team with seven game-winning goals...Scored goals in five consecutive games (1/9 to 1/17)...Played in 300th career NHL game vs. Florida (12/2)...Missed one game (4/11/96 at Boston) due to injury...**1994-95:** Played for HPK Hameenlinna in Finland while NHL and NHLPA worked out new CBA...Had 10 points (6+4) and 24 penalty minutes in 12 games...Led Whalers with 18 goals...Collected 200th career point at Ottawa (2/28)...**1993-94:** Led Whalers in goal scoring (41) and was second in points (67)...Played in NHL All-Star Game held in New York...Scored first career OT goal against Ottawa (12/26)...Played 200th game at Winnipeg (2/4), scoring one goal...Scored 100th career goal at Quebec (4/7)...**1992-93:** Scored first career hat trick vs. Boston (11/28)...Played 100th game at New Jersey (12/27), scoring one goal...Won ITT Hartford Top Gun Award and SportsChannel New England Mark Kravitz MVP Award as player's choice as club MVP...Also recorded club record for power-play goals in season (21)...Led team in points (89), goal scoring (46), multi-point games (25), and multi-goal games (10)...Participated in first annual Skills Competition at 1993 NHL All-Star game at Montreal...Postseason, played with Team Canada at World Championships, collecting six points (3+3) in eight games...**1991-92:** Scored first career GWG at Montreal (10/14)...Changed jersey number from #13 to #8 on March 5, 1992...**1990-91:** Played in first NHL game vs. Buffalo (3/30) and scored first goal of career...Originally was second-round draft pick (36th overall) of Whalers in 1990.


PERSONAL: Married to Ellen and has three brothers, Grant, Gerry and Guy...Proud owner of Labrador Retriever named Arnie...Enjoys water-skiing, golf and baseball...Went to see rock group KISS during reunion tour...Member of KISS Army while growing up...Lists winning two world championships in '94 and '97 as biggest thrills in hockey.

CAREER GAME HIGHS

Goals: 3, five times
Assists: 3 (1/18/93 vs. Winnipeg)
Points: 4 (1/18/93 vs. Winnipeg; 12/28/95 at Pittsburgh; 12/7/96 vs. Buffalo)
Penalty Minutes: 10 (1/27/93 at Montreal)
Longest Point Streak: 9 games, 7+8=15 (2/27/93 to 3/16/93)

SANDERSON vs. NHL

Team	GP	G	A	TP	PIM
Anaheim	7	3	2	5	6
Boston	39	17	12	29	18
Buffalo	42	19	14	33	28
Calgary	13	4	6	10	2
Carolina	1	1	0	1	0
Chicago	14	8	6	14	2
Colorado	26	6	10	16	22
Dallas	11	5	4	9	4
Detroit	14	3	4	7	10
Edmonton	13	3	7	10	4
Florida	20	7	4	11	12
Los Angeles	13	6	7	13	8
Montreal	38	17	13	30	14
New Jersey	22	6	7	13	4
N.Y. Islanders	25	12	14	26	12
N.Y. Rangers	23	8	6	14	10
Ottawa	33	17	11	28	14
Philadelphia	22	3	10	13	6
Phoenix	13	4	8	12	2
Pittsburgh	31	14	10	24	4
San Jose	12	3	3	6	2
St. Louis	16	3	4	7	6
Tampa Bay	20	12	8	20	21
Toronto	10	5	1	6	0
Vancouver	14	6	5	11	6
Washington	22	8	5	13	2
NHL Totals	514	200	181	381	219



REGULAR SEASON

PLAYOFFS

Season	Team	League	GP	G	A	TP	+/-	PIM	PP	SH	GW	GT	S	%	GP	G	A	TP	PIM
1988-89	Swift Current	WHL	58	17	11	28	--	16	--	--	--	--	--	--	12	3	5	8	6
1989-90	Swift Current	WHL	70	32	62	94	--	56	--	--	--	--	--	--	4	1	4	5	8
1990-91	Swift Current	WHL	70	62	50	112	--	57	--	--	--	--	--	--	3	1	2	3	4
	Hartford	NHL	2	1	0	1	-2	0	0	0	0	0	2	50.0	3	0	0	0	0
	Springfield	AHL	--	--	--	--	--	--	--	--	--	--	--	--	1	0	0	0	2
1991-92	Hartford	NHL	64	13	18	31	5	18	2	0	1	0	98	13.3	7	1	0	1	2
1992-93	Hartford	NHL	82	46	43	89	-21	28	21	2	4	0	271	17.0	--	--	--	--	--
1993-94	Hartford	NHL	82	41	26	67	-13	42	15	1	6	2	266	15.4	--	--	--	--	--
1994-95	Hameenlinna	Finland	12	6	4	10	--	24	--	--	--	--	--	--	--	--	--	--	--
	Hartford	NHL	46	18	14	32	-10	24	4	0	4	0	170	10.6	--	--	--	--	--
1995-96	Hartford	NHL	81	34	31	65	0	40	6	0	7	0	314	10.8	--	--	--	--	--
1996-97	Hartford	NHL	82	36	31	67	-9	29	12	1	4	1	297	12.1	--	--	--	--	--
1997-98	Carolina	NHL	40	7	10	17	-4	14	2	0	0	1	96	7.3	--	--	--	--	--
	Vancouver	NHL	9	0	3	3	-1	4	0	0	0	0	29	0.0	--	--	--	--	--
	Buffalo	NHL	26	4	5	9	6	20	0	0	2	0	72	5.6	14	3	1	4	4
	NHL Totals		514	200	181	381	-49	219	62	4	28	4	1615	12.4	24	4	1	5	6
	Sabre Totals		26	4	5	9	6	20	0	0	2	0	72	5.6	14	3	1	4	4

Multi-Point Games: 0 (1990-91), 5 (1991-92), 25 (1992-93), 16 (1993-94), 6 (1994-95), 11 (1995-96), 19 (1996-97), 4 (1997-98), Total: 86



Miroslav Satan

81

Left/Right Wing



Born: October 22, 1974
Topolcany, Slovakia
Height: 6'1" **Weight:** 195
Shoots: Left
Last Amateur Club: Dukla Trencin (Slovak)

HOW ACQUIRED: Acquired on March 18, 1997, from Edmonton in exchange for Barrie Moore and Craig Millar.

1997-98: Finished second on Sabres in goals (22) and first in points (46)...Was second on team in power-play goals (9)...Set season high for points (prev. high: 38 pts. in 1996-97)...Had 10 multi-point contests and 30 goals in first 82 games (equal to one full season) with Sabres...Had six-game point streak (2+4=6), at Phoenix (10/26) to at Pittsburgh (11/8)...Recorded two goals and assist in 5-0 win at Boston (11/20)...Scored two goals (including back-hander on breakaway) vs. Anaheim (12/3)...Had second consecutive multi-point game (1+1=2) vs. Tampa Bay (12/5)...Assisted on Sabres' second goal in 3-2 win at Anaheim (1/7) for 100th NHL point...Posted late third-period goal vs. Carolina (12/12) to tie game at 2-2 (won by Buf. 3-2 in OT)...Registered second hat trick of career (other: 4/4/97 vs. N.Y.R.) with all three goals in 3-0 win at Washington (3/1), marking sixth multi-point performance of season...Tied personal mark for most points (3) in game as Sabre (others: 3+0=3 vs. N.Y.R. 4/4/97, 2+1=3 at Bos. 11/20/97)...Played in 200th NHL game in 3-1 win vs. San Jose (3/12)...Set season high for points with assist (on PP) at Pittsburgh (3/14)...Scored Sabres' only goal (on PP) in 1-0 win at Edmonton (3/27), marking fourth game-winning goal of season...Named to Slovakian Olympic hockey team (1998 Nagano, Japan)...Team did not qualify for medal round and did not play in Olympics...Games missed due to injury: 0...Multi-point games: 6...Led Sabres in **1998 playoffs** while ranking tied for first in NHL in power-play goals (4) and power-play points (8)...Scored first two goals of postseason career (both on PP) in 6-1 win vs. Philadelphia (4/27)...Tied Sabres' playoff record for power-play goals in one game (2, also done by two others)...Netted first GWG (on PP) and first assist of playoff career in 4-1 win vs. Philadelphia (4/29)...Fed pass to Michal Grosse (LW) for series-winning goal (on PP) in OT of Game Five at Philadelphia (5/1)...Registered five-game point streak in playoffs (3+4=7 all on PP, 4/27 to 5/10).

CAREER: 1996-97: Led NHL with 21.0 shooting percentage...Had five-game point-scoring streak from Dec. 27 to Jan. 7 (with Edmonton)...Played in 100th career NHL game at St. Louis (1/7)...Played first game as Sabre at Washington (3/21)...Scored first goal as Sabre at Florida (3/22)...Recorded first career hat trick vs. New York Rangers (4/4)...First player to wear #81 in Sabre history...Missed Game One of Ottawa playoff series with appendicitis episode...**1995-96:** Finished 12th in Calder Trophy voting for Rookie of the Year...NHL Rookie of the Month for March (14 GP, 8+8=16, +10)...Had 11-game point-scoring streak (6+9=15) from Feb. 28 to March 23, which was longest such streak by rookie in Oiler history...Made NHL debut at Philadelphia (10/15) and recorded first point (assist)...Member of Slovakian National Team at 1996 World Championships...**1993-94:** Scored nine goals in eight games (including two hat tricks) while representing Slovakia in 1994 Olympics...Originally a fifth-round selection (11th overall) by Edmonton in 1993 NHL Entry Draft.

PERSONAL: Last name is pronounced SHUH-tan.

CAREER GAME HIGHS

Goals: 3 (4/4/97 vs. N.Y. Rangers; 3/1/98 at Washington)
Assists: 2, two times
Points: 3, four times
Penalty Minutes: 6 (3/27/98 at Edmonton)
Longest Point Streak: 11 games, 6+9=15 (2/28/96 to 3/23/96)

SATAN vs. NHL

Team	GP	G	A	TP	PIM
Anaheim	10	3	1	4	2
Boston	10	6	4	10	0
Buffalo	4	2	0	2	4
Calgary	9	3	3	6	6
Carolina	11	2	5	7	8
Chicago	8	2	1	3	2
Colorado	12	2	3	5	2
Dallas	7	2	0	2	2
Detroit	7	0	0	0	4
Edmonton	2	1	0	1	6
Florida	9	3	3	6	0
Los Angeles	12	4	5	9	8
Montreal	9	2	2	4	2
New Jersey	8	1	1	2	2
N.Y. Islanders	8	1	1	2	2
N.Y. Rangers	10	6	4	10	8
Ottawa	9	1	1	2	2
Philadelphia	7	2	3	5	0
Phoenix	6	5	2	7	0
Pittsburgh	9	4	4	8	0
San Jose	11	2	3	5	4
St. Louis	6	1	4	5	6
Tampa Bay	6	1	2	3	2
Toronto	9	3	1	4	2
Vancouver	10	2	1	3	4
Washington	8	4	0	4	4
NHL Totals	217	65	54	119	82



REGULAR SEASON

PLAYOFFS

Season	Team	League	GP	G	A	TP	+/-	PIM	PP	SH	GW	GT	S	%	GP	G	A	TP	PIM
1991-92	Topolcany	Czech-2	9	2	1	3	--	6	--	--	--	--	--	--	--	--	--	--	--
1992-93	Dukla Trencin	Czech	38	11	6	17	--	--	--	--	--	--	--	--	--	--	--	--	--
1993-94	Dukla Trencin	Slovak	30	32	16	48	--	16	--	--	--	--	--	--	--	--	--	--	--
1994-95	Cape Breton	AHL	25	24	16	40	--	15	--	--	--	--	--	--	--	--	--	--	--
	Detroit	IHL	8	1	3	4	--	4	--	--	--	--	--	--	--	--	--	--	--
	San Diego	IHL	6	0	2	2	--	6	--	--	--	--	--	--	--	--	--	--	--
1995-96	Edmonton	NHL	62	18	17	35	0	22	6	0	4	0	113	15.9	--	--	--	--	--
1996-97	Edmonton	NHL	64	17	11	28	-4	22	5	0	2	0	90	18.9	--	--	--	--	--
	Buffalo	NHL	12	8	2	10	1	4	2	0	1	0	29	27.6	7	0	0	0	0
1997-98	Buffalo	NHL	79	22	24	46	2	34	9	0	4	0	139	15.8	14	5	4	9	4
	NHL Totals		217	65	54	119	-1	82	22	0	11	0	371	17.5	21	5	4	9	4
	Sabre Totals		91	30	26	56	3	38	11	0	5	0	168	17.9	21	5	4	9	4

Multi-Point Games: 6 (1995-96), 9 - 4 with Sabres (1996-97), 6 (1997-98), Total: 21 (10 with Sabres)



Darryl Shannon

Defense



Born: June 21, 1968
Barrie, Ontario
Height: 6'2" **Weight:** 208
Shoots: Left
Last Amateur Club: Windsor (OHL)

HOW ACQUIRED: Acquired by Buffalo along with Michal Grosse on February 15, 1996, from Winnipeg in exchange for Craig Muni and Sabres' first-round draft pick in 1996 (Daniel

Briere)...Draft pick sent in trade was originally acquired in three-team trade in November, 1995, involving Buffalo, San Jose and Philadelphia.

1997-98: Led Sabres in plus/minus category with +26...Now +49 over past two seasons (+23 in 1996-97)...Credited with pair of assists on power play at Carolina (10/15) for first multi-point game of season...Had two assists at Boston (11/20) for sixth multi-point game as Sabre...Scratched vs. Ottawa (12/31) with knee injury suffered vs. New Jersey (12/29), snapping streak of 122 consecutive games played (missed total of two games with bruised knee)...Scored second goal of season (ENG) vs. Tampa Bay (1/23) and third goal at New Jersey (4/15)...Games missed due to injury: 2...Multi-point games: 2...In **1998 playoffs**, scored first short-handed goal of postseason career in 6-1 win vs. Philadelphia (4/27)...Recorded first multi-point game of playoff career with two assists (both on PP) in 4-1 win in Game Four vs. Philadelphia (4/29).

CAREER: 1996-97: Established personal highs for goals (4) and points (23) in one season...One of only four Sabres who appeared in all regular season and playoff games...Led Sabre defensemen with +23 mark...Scored first game-winning goal as Sabre vs. Whalers (10/26)...Played in 300th NHL game at Philadelphia (3/15)...Saw action in 100th game as Sabre at Detroit (3/28)...Recorded first two-goal game of NHL career and added one assist vs. N.Y. Rangers (4/4)...After 314 NHL games made playoff debut vs. Ottawa (4/17)...**1995-96:** Season plus/minus total (+5 with Winnipeg added to +10 with Buffalo) was tops on Sabres...Made Sabre debut vs. New Jersey (2/16)...Registered first point (and multi-point game) as Sabre vs. Pittsburgh (2/21) with two assists...Scored first goal as Sabre at San Jose (3/10)...Prior to joining Sabres, had played three career games against Buffalo, registering two penalty minutes...**1994-95:** Played in 40 games with Jets...Scored short-handed goal and had short-handed assist in 7-4 win vs. Vancouver (4/7)...**1993-94:** Was signed as free agent by Jets on June 30, 1993...Saw action in 20 regular season games for Jets...Also played on Moncton team that went to Calder Cup Finals...**1992-93:** Played in only 16 games with Toronto...**1991-92:** Scored goal against Oilers (12/18) and one on power-play at Detroit (1/3)...**1990-91:** Spent most of season with Newmarket (AHL)...Appeared in ten games with Toronto...**1989-90:** Played in 47 games with Newmarket and 10 with Maple Leafs...**1988-89:** First NHL game was for Toronto vs. NY Rangers (1/28)...Recorded first NHL point of career by scoring one goal and adding two assists at Winnipeg (3/12)...Selected as Leafs' Top Defensive Player for month of March...Added Newmarket Saints' Rookie-of-the-Year honors...Was originally drafted by Toronto in second round (36th overall) of 1986 NHL Entry Draft.

PERSONAL: Single...Enjoys playing golf during off-season...Played with brother, Darrin, in Winnipeg for parts of three seasons...Darrin also played for Sabres from 1988-89 to 1991-92...Agreed to terms on new contract August 8, 1997.

CAREER GAME HIGHS

Goals: 2 (4/4/97 vs. N.Y. Rangers)
Assists: 2, several times
Points: 3 (3/12/89 at Winnipeg; 4/4/97 vs. N.Y. Rangers)
Penalty Minutes: 27 (10/7/95 vs. Dallas)
Longest Point Streak: 3 games, several times

SHANNON vs. NHL

Team	GP	G	A	TP	PIM
Anaheim	8	1	2	3	4
Boston	17	1	7	8	15
Buffalo	3	0	0	0	2
Calgary	13	1	0	1	6
Carolina	19	1	6	7	14
Chicago	21	1	3	4	12
Colorado	8	0	2	2	8
Dallas	23	0	4	4	43
Detroit	26	3	3	6	21
Edmonton	16	1	3	4	27
Florida	11	0	1	1	10
Los Angeles	12	1	2	3	7
Montreal	20	0	5	5	13
New Jersey	14	1	3	4	6
N.Y. Islanders	10	0	2	2	6
N.Y. Rangers	15	3	4	7	17
Ottawa	13	0	0	0	8
Philadelphia	14	0	3	3	10
Phoenix	12	1	6	7	6
Pittsburgh	17	0	2	2	16
San Jose	15	1	2	3	17
St. Louis	21	1	3	4	8
Tampa Bay	11	1	0	1	22
Toronto	15	0	3	3	21
Vancouver	20	1	9	10	41
Washington	16	0	2	2	18
NHL Totals	390	19	77	96	378



REGULAR SEASON

Season	Team	League	REGULAR SEASON													PLAYOFFS				
			GP	G	A	TP	+/-	PIM	PP	SH	GW	GT	S	%	GP	G	A	TP	PIM	
1985-86	Windsor	OHL	57	6	21	27	--	52	--	--	--	--	--	--	--	16	5	6	11	22
1986-87	Windsor	OHL	64	23	27	50	--	83	--	--	--	--	--	--	--	14	4	8	12	18
1987-88	Windsor	OHL	60	16	67	83	--	116	--	--	--	--	--	--	--	12	3	8	11	17
1988-89	Toronto	NHL	14	1	3	4	5	6	0	0	0	0	16	6.3	--	--	--	--	--	
	Newmarket	AHL	61	5	24	29	--	37	--	--	--	--	--	--	5	0	3	3	10	
1989-90	Toronto	NHL	10	0	1	1	-10	12	0	0	0	0	16	0.0	--	--	--	--	--	
	Newmarket	AHL	47	4	15	19	--	58	--	--	--	--	--	--	--	--	--	--	--	
1990-91	Toronto	NHL	10	0	1	1	0	0	0	0	0	0	3	0.0	--	--	--	--	--	
	Newmarket	AHL	47	2	14	16	--	51	--	--	--	--	--	--	--	--	--	--	--	
1991-92	Toronto	NHL	48	2	8	10	-17	23	1	0	0	0	50	4.0	--	--	--	--	--	
1992-93	Toronto	NHL	16	0	0	0	-5	11	0	0	0	0	10	0.0	--	--	--	--	--	
	St. John's	AHL	7	1	1	2	--	4	--	--	--	--	--	--	--	--	--	--	--	
1993-94	Winnipeg	NHL	20	0	4	4	-6	18	0	0	0	0	14	0.0	--	--	--	--	--	
	Moncton	AHL	37	1	10	11	--	62	--	--	--	--	--	--	20	1	7	8	32	
1994-95	Winnipeg	NHL	40	5	9	14	1	48	0	1	0	0	42	11.9	--	--	--	--	--	
1995-96	Winnipeg	NHL	48	2	7	9	5	72	0	0	0	0	34	5.9	--	--	--	--	--	
	Buffalo	NHL	26	2	6	8	10	20	0	0	0	0	25	8.0	--	--	--	--	--	
1996-97	Buffalo	NHL	82	4	19	23	23	112	1	0	1	0	94	4.3	12	2	3	5	8	
1997-98	Buffalo	NHL	76	3	19	22	26	56	1	0	1	0	85	3.5	15	2	4	6	8	
	NHL Totals		390	19	77	96	33	378	3	1	2	0	389	4.9	27	4	7	11	16	
	Sabre Totals		184	9	44	53	59	188	2	0	2	0	204	4.4	27	4	7	11	16	

Multi-Point Games: 1 (1988-89), 0 (1989-90), 0 (1990-91), 0 (1991-92), 0 (1992-93), 0 (1993-94), 1 (1994-95), 2-1 with Sabres (1995-96), 3 (1996-97), 2 (1997-98), Total: 9 (6 with Sabres)



Richard Smehlik 42

Defense



Born: January 23, 1970
Ostrava, Czech Republic
Height: 6'3" **Weight:** 222
Shoots: Left
Last Amateur Club: TJ Vitkovice (Czech)

HOW ACQUIRED: Drafted in fifth round (97th overall) by Sabres in 1990.

1997-98: Had pair of assists vs. Carolina (12/12), including one on Matthew Barnaby's (RW) goal in OT for 3-2 win over Hurricanes...Played in 300th NHL/Sabres game in loss vs. Detroit (12/23)...Recorded first goal of season just 26 seconds into third period vs. Vancouver (1/15)...Scored unassisted short-handed goal on end-to-end rush, assisted on deciding goal and was +6 in 7-3 win at Tampa Bay (2/2)...Was second multi-point game of season...Missed two games with wrist injury suffered vs. Boston (2/4) and returned vs Toronto (2/25)...Returned to lineup at Pittsburgh (3/14) after missing seven games with eye contusion (struck in face with puck) suffered in first period vs. Toronto (2/25)...Placed on I.R. list (2/25)...Scored third goal of season unassisted at Ottawa (4/1)...Finished third game with at least one point with assist at New Jersey (4/15)...Named to Czech Republic Olympic hockey team (1998 Nagano, Japan)...Part of team that won gold medal, playing in six games with one assist and four PIMs...Games missed due to injury: 9...Multi-point games: 2...In **1998 playoffs**, assisted on Michal Grosek's (LW) series-winning goal (on PP) in overtime of Game Five at Philadelphia (5/1).

CAREER: 1996-97: Rebounded from knee surgery, which forced Smehlik to miss all of 1995-96, to post second-best all-around season...Led Sabres defensemen in goals...Sabres were 7-2-1 in games in which Smehlik scored a goal...Assist vs. Pittsburgh (1/29) was 100th career Sabre/NHL point...Had four-game point-scoring streak (1+4=5) end vs. N.Y. Islanders (3/26)...Games missed due to injury: 19...**1995-96:** Missed entire season after undergoing ACL surgery on right knee August 11, 1995...Injury occurred in training session two days earlier...**1994-95:** Had consecutive games played streak end at 97 after missing game at Ottawa (1/28)...Played in 200th Sabre/NHL game at Washington (4/28)...**1993-94:** Led Sabre defensemen in scoring...Sabres' Met Life Player of the Month for February...Was second on team in plus/minus rating with +22 (Craig Muni led with +28)...One of only three Sabres to appear in all 84 of team's regular season games, tying Sabre record for most games played in one season...Goal total of 14 tied for seventh on team's all-time list for one season by defenseman...**1992-93:** Won Fred T. Hunt Memorial Trophy as Sabres' Rookie of the Year.

PERSONAL: Richard and wife, Martina, have daughters named Adela and Jessica...Returned to native Czech Republic for part of 1997 and 1998 off-season...Agreed to terms on multi-year deal on April 2, 1998.

CAREER GAME HIGHS

Goals: 2 (11/24/93 vs. New Jersey; 5/3/95 vs. New Jersey; 10/26/96 vs. Hartford)
Assists: 3 (2/11/94 vs. Montreal; 2/23/94 vs. Anaheim)
Points: 3 (2/11/94 vs. Montreal; 2/23/94 vs. Anaheim; 3/20/94 vs. Ottawa; 10/26/96 vs. Hartford)
Penalty Minutes: 17 (11/22/93 at Ottawa)
Longest Point Streak: 4 games, three times

SMEHLIK vs. NHL

Team	GP	G	A	TP	PIM
Anaheim	6	0	4	4	4
Boston	23	2	4	6	20
Calgary	8	1	1	2	6
Carolina	27	6	13	19	16
Chicago	6	1	2	3	4
Colorado	20	1	5	6	18
Dallas	8	0	2	2	4
Detroit	8	1	1	2	8
Edmonton	7	0	2	2	2
Florida	14	1	9	10	16
Los Angeles	8	0	2	2	6
Montreal	24	5	6	11	16
New Jersey	17	5	3	8	4
N.Y. Islanders	16	1	2	3	17
N.Y. Rangers	15	0	3	3	6
Ottawa	20	4	8	12	34
Philadelphia	18	0	4	4	15
Phoenix	7	1	2	3	8
Pittsburgh	24	1	8	9	20
San Jose	7	1	3	4	11
St. Louis	8	0	1	1	8
Tampa Bay	16	2	4	6	4
Toronto	7	0	3	3	2
Vancouver	8	2	2	4	18
Washington	15	1	3	4	12
NHL Totals	337	36	97	133	279



REGULAR SEASON

Season	Team	League	REGULAR SEASON													PLAYOFFS				
			GP	G	A	TP	+/-	PIM	PP	SH	GW	GT	S	S%	GP	G	A	TP	PIM	
1988-89	TJ Vitkovice	Czech	38	2	5	7	-	12	-	-	-	-	-	-	-	-	-	-	-	-
1989-90	TJ Vitkovice	Czech	51	5	4	9	-	-	-	-	-	-	-	-	-	-	-	-	-	-
1990-91	Dukla Jihlava	Czech	58	4	3	7	-	22	-	-	-	-	-	-	-	-	-	-	-	-
1991-92	TJ Vitkovice	Czech	47	9	10	19	-	42	-	-	-	-	-	-	-	-	-	-	-	-
1992-93	Buffalo	NHL	80	4	27	31	9	59	0	0	0	0	82	4.9	8	0	4	4	2	
1993-94	Buffalo	NHL	84	14	27	41	22	69	3	3	1	1	106	13.2	7	0	2	2	10	
1994-95	Buffalo	NHL	39	4	7	11	5	46	0	1	1	0	49	8.2	5	0	0	0	2	
1995-96	Buffalo	NHL	-	-	-	-	-	-	-	-	-	-	-	-	-	-	-	-	-	-
1996-97	Buffalo	NHL	62	11	19	30	19	43	2	0	1	0	100	11.0	12	0	2	2	4	
1997-98	Buffalo	NHL	72	3	17	20	11	62	0	1	0	0	90	3.3	15	0	2	2	6	
NHL Totals			337	36	97	133	66	279	5	5	3	1	427	8.4	47	0	10	10	24	
Sabre Totals			337	36	97	133	66	279	5	5	3	1	427	8.4	47	0	10	10	24	


Multi-Point Games: 9 (1992-93), 7 (1993-94), 3 (1994-95), - (1995-96), 4 (1996-97), 2 (1997-98), Total: 25



Vaclav Varada

25

Right Wing



Born: April 26, 1976
Vsetin, Czech Republic
Height: 6'0" **Weight:** 200
Shoots: Left
Last Amateur Club: Kelowna (WHL)

HOW ACQUIRED: Acquired by Sabres on November 16, 1995, along with Martin Spanhel, Philadelphia's fourth-round choice in 1996 NHL Entry Draft (Mike Martone), and first-round choice in

1996 (later traded to Winnipeg - selection used on Daniel Briere) from San Jose in exchange for Doug Bodger.

1997-98: Recorded first NHL point (assist) by feeding pass to Donald Audette (RW) for Sabres' lone goal in 1-0 win vs. Montreal (12/19)...Recorded first goal of NHL career by netting game-tying score (14:36 of 3rd period) just five seconds after Blues posted go-ahead goal in 3-3 tie vs. St. Louis (1/27)...Set career single-game highs for goals (2, including GWG) and points (2+1=3) in 5-4 win vs. Boston (4/3)...Marked first deciding goal and first multi-point game of career...Both goals against Bruins came in second period and in span of just 5:10...Had nine points (4+5=9) over Sabres' last 11 games of season...Games missed due to injury: 0...Multi-point games: 1...Finished tied for third in points and second in goals among NHL rookie scorers during **1998 playoffs** (3+4=7)...Several times during season was assigned and recalled from AHL affiliate Rochester: originally assigned (9/27) and recalled (12/14); assigned (1/16) and recalled (1/19), assigned (2/8) and later recalled (3/23)...Named AHL All-Star (1/20) and was second in scoring for AHL affiliate Rochester (30+26=56).

CAREER: 1996-97: Appeared in AHL All-Star Game representing "World" Team...Named Bauer AHL Rookie of Month for April (8 GP, 4+3=7)...Made team out of training camp, but was reassigned to Rochester after playing first game at Edmonton (10/4)...Recalled (1/28) and played three consecutive games before breaking left hand vs. Washington (2/2)...Sent back to Rochester (3/14) for remainder of season...**1995-96:** Made NHL debut in regular season finale vs. Hartford (4/14)...Participated in 1996 World Junior Championships...**1994-95:** Led Tacoma in goals and points...Played on Czech Republic team in World Junior Championships in Alberta (6 goals and 4 assists in 7 games)...**1993-94:** Represented Czech Republic at European Junior Championships (3 goals and 3 assists in 5 games)...Originally San Jose's fourth-round pick (89th overall) in 1994 NHL Entry Draft.

PERSONAL: Name is pronounced VAHT-slav Vuh-RAH-da.

CAREER GAME HIGHS

Goals: 2 (4/3/98 vs. Boston)
Assists: 1, several times
Points: 3 (4/3/98 vs. Boston)
Penalty Minutes: 5 (4/1/98 vs. Los Angeles)
Longest Point Streak: 3 games, 2+3=5 (3/29/98 to 4/3/98)

VARADA vs. NHL

Team	GP	G	A	TP	PIM
Anaheim	--	--	--	--	--
Boston	1	2	1	3	0
Calgary	--	--	--	--	--
Carolina	3	1	0	1	2
Chicago	--	--	--	--	--
Colorado	--	--	--	--	--
Dallas	2	0	0	0	0
Detroit	2	0	1	1	0
Edmonton	2	0	0	0	2
Florida	1	0	0	0	0
Los Angeles	1	0	1	1	5
Montreal	3	1	2	3	0
New Jersey	2	0	1	1	2
N.Y. Islanders	1	0	0	0	2
N.Y. Rangers	2	0	0	0	0
Ottawa	4	0	0	0	2
Philadelphia	2	0	0	0	0
Phoenix	1	0	0	0	0
Pittsburgh	2	0	0	0	0
San Jose	--	--	--	--	--
St. Louis	1	1	0	1	0
Tampa Bay	--	--	--	--	--
Toronto	1	0	0	0	2
Vancouver	1	0	0	0	0
Washington	1	0	0	0	0
NHL Totals	33	5	6	11	17



REGULAR SEASON

Season	Team	League	REGULAR SEASON													PLAYOFFS						
			GP	G	A	TP	+/-	PIM	PP	SH	GW	GT	S	S%	GP	G	A	TP	PIM			
1992-93	Vitkovice	Czech	1	0	0	0	--	--	--	--	--	--	--	--	--	--	--	--	--	--		
1993-94	Vitkovice	Czech	24	6	7	13	--	--	--	--	--	--	--	--	--	--	--	5	1	1	2	--
1994-95	Tacoma	WHL	68	50	38	88	--	108	--	--	--	--	--	--	--	--	--	4	4	3	7	11
	Czech	WJC-A	7	6	4	10	--	25	--	--	--	--	--	--	--	--	--	--	--	--	--	--
1995-96	Kelowna	WHL	59	39	46	85	--	100	--	--	--	--	--	--	--	--	--	6	3	3	6	16
	Czech	WJC-A	6	5	1	6	--	8	--	--	--	--	--	--	--	--	--	--	--	--	--	--
1996-97	Rochester	AHL	5	3	0	3	--	4	--	--	--	--	--	--	--	--	--	--	--	--	--	--
	Buffalo	NHL	1	0	0	0	0	0	0	0	0	0	0	2	0.0	--	--	--	--	--	--	--
1997-98	Rochester	AHL	53	23	25	48	8	81	3	1	3	--	180	12.8	10	1	6	7	27	--	--	--
	Buffalo	NHL	5	0	0	0	0	2	0	0	0	0	2	0.0	--	--	--	--	--	--	--	--
1997-98	Rochester	AHL	45	30	26	56	20	74	14	2	2	--	160	18.8	--	--	--	--	--	--	--	--
	Buffalo	NHL	27	5	6	11	0	15	0	0	1	1	27	18.5	15	3	4	7	18	--	--	--
NHL Totals			33	5	6	11	0	17	0	0	1	1	31	16.1	15	3	4	7	18	--	--	--
Sabre Totals			33	5	6	11	0	17	0	0	1	1	31	16.1	15	3	4	7	18	--	--	--

Multi-Point Games: 0 (1995-96), 0 (1996-97), 1 (1997-98), Total: 1



Dixon Ward

17

Right/Left Wing



Born: September 23, 1968
Leduc, Alberta
Height: 6'0" **Weight:** 200
Shoots: Right
Last Amateur Club: North Dakota (WCHA)

HOW ACQUIRED: Agreed to terms with Sabres on free-agent contract on August 24, 1995.

1997-98: Played in 250th NHL game while picking up one assist vs. Dallas (10/7)...Saw action in 100th game with Sabres and posted assist on game-winning OT goal at Carolina (10/31)...Recorded second regular-season OT goal with Sabres (other: 12/11/96 at Mtl., 3-2 win) on unassisted score at Florida (11/1)...Took pass from Michael Peca (C) to score short-handed goal for equalizer in 2-2 game at Los Angeles (1/8)...Added second short-handed score of season in 2-1 win vs. Carolina (1/21)...Scored deciding goal and added assist in 7-3 win at Tampa Bay (2/2)...Played in 300th NHL game and posted second multi-point night of season in 3-1 win vs. San Jose (3/12), recording third game-winning goal of campaign and one assist...Scored Sabres' fifth goal and had short-handed assist in 6-1 win vs. Florida (3/19)...Recorded pair of assists in third period of 5-2 win at Vancouver (3/26)...Was fourth multi-point performance of season...Beat Damian Rhodes (G) with backhander on penalty shot for Sabres' third goal in 4-4 tie at Ottawa (4/11)...Marked first penalty shot with Buffalo and first successful penalty shot by Sabre since Randy Wood's goal against Jeff Hackett at Chicago (1/11/94)...Awarded penalty shot after being taken down on breakaway while short handed...Games missed due to injury: 0...Multi-point games: 4...Had pair of multi-point games in **1998 playoffs**...Made pass to set up Buffalo's final two goals (1 while SH) in 6-1 win in Game Three vs. Philadelphia (4/27), for first multi-point game in postseason with Sabres...Had at least one point (2+3=5) in each of first four games of ECQF...Recorded assist on both of Michael Peca's (C) goals in 5-4 double-OT win in Game Three at Montreal (5/12), including game winner at 1:24 of second OT.

CAREER: Switched from jersey #15 to #17 prior to 1998-99 season...**1996-97:** Winner of team's Tim Horton Memorial Award (Unsung Hero)...Four game-winning goals represented personal best...Finished second on team in assists...Played in 200th career NHL game vs. Los Angeles (12/20)...Assist vs. Chicago (1/20) was 100th point of NHL career...Had career-long five-game point-scoring streak (3+3=6) from vs. N.Y. Islanders (2/21) to vs. Pittsburgh (3/5)...Sabres' Met Life Player of the Month for February (9 GP, 3+6=9, +8)...Games missed due to injury: 2...In playoffs, scored game-winning goal at 19:40 of third period in Game Three at Ottawa (4/21)...Scored first career short-handed goal in playoffs at Philadelphia (5/9)...**1995-96:** Made Sabre debut vs. Colorado (12/13), registering multi-point game in process (1+1=2)...Played on Calder Cup Champion Rochester Americans, winning AHL's Jack A. Butterfield Trophy as playoff MVP, and leading league in postseason assists and points...**1994-95:** Traded by Kings to Toronto on October 3, 1994, with Guy Leveque, Kelly Fairchild and Shayne Toporowski for Eric Lacroix, Chris Snell and Toronto's fourth-round pick in 1996 Entry Draft (Eric Belanger)...**1993-94:** Traded from Vancouver to Los Angeles on January 8, 1994, along with conditional draft choice in 1995 for Jimmy Carson...**1992-93:** Led all NHL rookies in plus/minus with +34...Finished seventh in scoring among NHL rookies...Had pair of two-goal games (11/4/92 vs. Cgy. & 1/4/93 vs. T.B.)...Scored first NHL goal for Canucks at Winnipeg (10/16)...Had four-point game (2+2=4) vs. Calgary (11/4)...**1991-92:** Member of WCHA Second All-Star Team for second straight year...Finished four-year collegiate career ranked second on school's all-time goals (110) and points (219) lists...Became first player in UND history to record 100 goals and 100 assists...Vancouver's seventh-round pick (128th overall) in 1988 NHL Entry Draft.


PERSONAL: Married to Kerry, couple has son, Taylor...Enjoys golf and carries two-handicap...Affiliated with Boys and Girls Club of Buffalo...Majored in journalism at University of North Dakota and wrote column for *Edmonton Sun* during rookie year with Canucks...Signed multi-year deal with Sabres August 5, 1997.

CAREER GAME HIGHS

Goals: 2 (11/4/92 vs. Calgary; 1/4/93 vs. Tampa Bay)
Assists: 2, several times
Points: 4 (11/4/92 vs. Calgary)
Penalty Minutes: 19 (11/26/93 at Winnipeg)
Longest Point Streak: 5 games, 3+3=6 (2/21/97 to 3/5/97)

WARD vs. NHL

Team	GP	G	A	TP	PIM
Anaheim	9	1	0	1	0
Boston	15	2	4	6	4
Buffalo	4	1	1	2	0
Calgary	19	3	4	7	21
Carolina	17	2	8	10	11
Chicago	17	1	2	3	26
Colorado	7	1	2	3	7
Dallas	12	2	6	8	9
Detroit	10	0	2	2	6
Edmonton	16	1	3	4	19
Florida	7	4	2	6	2
Los Angeles	15	6	3	9	12
Montreal	17	3	6	9	8
New Jersey	12	4	3	7	22
N.Y. Islanders	9	1	2	3	6
N.Y. Rangers	12	2	3	5	18
Ottawa	15	2	3	5	4
Philadelphia	11	0	2	2	2
Phoenix	12	3	5	8	23
Pittsburgh	11	1	2	3	6
San Jose	21	8	4	12	25
St. Louis	10	3	2	5	4
Tampa Bay	11	4	1	5	20
Toronto	9	0	4	4	2
Vancouver	7	0	4	4	18
Washington	12	4	5	9	4
NHL Totals	317	59	83	142	279



Dixon Ward

The Players

REGULAR SEASON

PLAYOFFS

Season	Team	League	REGULAR SEASON											PLAYOFFS						
			GP	G	A	TP	+/-	PIM	PP	SH	GW	GT	S	S%	GP	G	A	TP	PIM	
1988-89	N. Dakota	WCHA	37	8	9	17	--	26	--	--	--	--	--	--	--	--	--	--	--	--
1989-90	N. Dakota	WCHA	45	35	34	69	--	44	--	--	--	--	--	--	--	--	--	--	--	--
1990-91	N. Dakota	WCHA	43	34	35	69	--	84	--	--	--	--	--	--	--	--	--	--	--	--
1991-92	N. Dakota	WCHA	38	33	31	64	--	90	--	--	--	--	--	--	--	--	--	--	--	--
1992-93	Vancouver	NHL	70	22	30	52	34	82	4	1	0	1	111	19.8	9	2	3	5	0	
1993-94	Vancouver	NHL	33	6	1	7	-14	37	2	0	1	0	46	13.0	--	--	--	--	--	
	Los Angeles	NHL	34	6	2	8	-8	45	2	0	0	0	44	13.6	--	--	--	--	--	
1994-95	Toronto	NHL	22	0	3	3	-4	31	0	0	0	0	15	0.0	--	--	--	--	--	
	St. John's	AHL	6	3	3	6	--	19	--	--	--	--	--	--	--	--	--	--	--	
	Detroit	IHL	7	3	6	9	--	7	--	--	--	--	--	--	5	3	0	3	7	
1995-96	Buffalo	NHL	8	2	2	4	1	6	0	0	1	0	12	16.7	--	--	--	--	--	
	Rochester	AHL	71	38	56	94	7	74	19	0	4	0	223	17.0	19	11	24	35	8	
1996-97	Buffalo	NHL	79	13	32	45	17	36	1	2	4	0	93	14.0	12	2	3	5	6	
1997-98	Buffalo	NHL	71	10	13	23	9	42	0	2	3	1	99	10.1	15	3	8	11	6	
	NHL Totals		317	59	83	142	35	279	9	5	9	2	420	14.0	36	7	14	21	12	
	Sabre Totals		158	25	47	72	27	84	1	4	8	1	204	12.3	27	5	11	16	12	

Multi-Point Games: 11 (1992-93), 0 (1993-94), 0 (1994-95), 1 (1995-96), 8 (1996-97), 4 (1997-98), Total: 24 (13 with Sabres)



Mike Wilson

4

Defense



Born: February 26, 1975
 Brampton, Ontario
Height: 6'6" **Weight:** 212
Shoots: Left
Last Amateur Club: Sudbury Wolves (OHL)

HOW ACQUIRED: Acquired by Buffalo on July 8, 1995, from Vancouver along with Mike Peca and Canucks' first-round selection (Jay McKee) in 1995 NHL Entry in exchange for Alexander Mogilny and Buffalo's 1995 fifth-round pick (Todd Norman).

1997-98: Finished third on team in plus/minus rating with +13...Was also third consecutive season to finish with +13...Returned to action at Boston (11/20) after missing New Jersey game (11/15) with bruised chest (suffered vs. Wsh. 11/13)...Tied career best with two-point performance (1+1=2) vs. Tampa Bay (12/5), including first goal of season (also deciding goal in game)...Was fourth two-point game (also 4th multi-point) of career...Scored unassisted goal in 3-2 win at Anaheim (1/7)...Missed two games with mild concussion suffered in first period at Los Angeles (1/8)...Scored fourth goal of season on end-to-end rush at Montreal (2/7)...Played in 200th Sabres/NHL game in 3-3 tie at Montreal (4/18)...Games missed due to injury: 3...Multi-point games: 1...Recorded one assist in **1998 playoffs** in Game Two vs. Montreal (5/10).

CAREER: 1996-97: Changed number after having worn #34 in 1995-96...Was +4 against Montreal (10/24)...Had goal and assist vs. Colorado (11/14)...Scored game-winning goal vs. Ottawa (11/29)...Had three-game point-scoring streak (11/27 to 11/30)...Recorded career-best two assists vs. Tampa Bay (12/18)...Played in 100th Sabres/NHL game at Anaheim (1/10)...Appeared in first career playoff game vs. Ottawa (4/17)...First-ever playoff point (assist) came in Game One vs. Philadelphia (May 3)...Games missed due to injury: 4...**1995-96:** Won Fred T. Hunt Memorial Trophy as team's outstanding rookie...Only Darryl Shannon's combined Buffalo (10) and Winnipeg (5) total was higher on Sabres than Wilson's +13 plus/minus rating...Made Sabres/NHL debut in New Jersey (11/18)...Recorded first NHL point with assist vs. N.Y. Rangers (12/15)...Scored first NHL goal at N.Y. Islanders (1/30)...Scored first career game-winning goal at Philadelphia (2/8)...Registered first career multi-point game (1+1=2) at Montreal (4/1)...Originally Vancouver's first choice (20th overall) in 1993 NHL Entry Draft.

PERSONAL: Single...Has one brother...Nicknames are "Mini" and "Willie"...Has done work with "Kids Alive" - family support group for children suffering from cancer.

CAREER GAME HIGHS

Goals: 1, several times
Assists: 2 (12/18/96 vs. Tampa Bay)
Points: 2, four times
Penalty Minutes: 5, four times
Longest Point Streak: 3 games, 1+2=3 (11/27/96 to 11/30/96)

WILSON vs. NHL

Team	GP	G	A	TP	PIM
Anaheim	5	1	0	1	4
Boston	14	0	1	1	15
Calgary	4	0	0	0	6
Carolina	15	0	1	1	2
Chicago	5	0	0	0	0
Colorado	5	1	1	2	8
Dallas	4	0	0	0	2
Detroit	4	0	0	0	0
Edmonton	4	0	1	1	0
Florida	9	0	0	0	10
Los Angeles	6	0	1	1	9
Montreal	16	2	2	4	4
New Jersey	10	0	2	2	10
N.Y. Islanders	11	1	1	2	7
N.Y. Rangers	10	0	1	1	6
Ottawa	15	1	2	3	18
Philadelphia	10	1	1	2	6
Phoenix	4	0	0	0	4
Pittsburgh	15	1	0	1	4
San Jose	4	0	1	1	0
St. Louis	4	0	1	1	4
Tampa Bay	8	2	4	6	7
Toronto	5	0	0	0	2
Vancouver	4	0	1	1	2
Washington	10	0	0	0	10
NHL Totals	201	10	21	31	140



REGULAR SEASON

Season	Team	League	REGULAR SEASON													PLAYOFFS			
			GP	G	A	TP	+/-	PIM	PP	SH	GW	GT	S	S%	GP	G	A	TP	PIM
1992-93	Sudbury	OHL	53	6	7	13	--	58	--	--	--	--	--	--	14	1	1	2	2
1993-94	Sudbury	OHL	60	4	22	26	--	62	--	--	--	--	--	9	1	3	4	8	
1994-95	Sudbury	OHL	64	13	34	47	--	46	--	--	--	--	--	18	1	8	9	10	
1995-96	Buffalo	NHL	58	4	8	12	13	41	1	0	1	0	52	7.7	--	--	--	--	
	Rochester	AHL	15	0	5	5	-6	38	0	0	0	0	25	0.0	--	--	--	--	
1996-97	Buffalo	NHL	77	2	9	11	13	51	0	0	1	0	57	3.5	10	0	1	1	2
1997-98	Buffalo	NHL	66	4	4	8	13	48	0	0	1	0	52	7.7	15	0	1	1	13
NHL Totals			201	10	21	31	39	140	1	0	3	0	161	6.2	25	0	2	2	15
Sabre Totals			201	10	21	31	39	140	1	0	3	0	161	6.2	25	0	2	2	15

Multi-Point Games: 1 (1995-96), 2 (1996-97), 1 (1997-98), Total: 4



Jason Woolley

Defense

5



Born: July 27, 1969
 Toronto, Ontario
Height: 6'1" **Weight:** 188
Shoots: Left
Last Amateur Club: Michigan State (CCHA)

HOW ACQUIRED: Acquired from Pittsburgh on September 24, 1997, in exchange for 1998 fifth-round draft choice (Robert Scuderi).

1997-98: Finished first on team (#2 Alexei Zhitnik, 17 pts.) in power-play points with 21 (3+18=21)...With nine, set personal best for goals in one season...Played in first regular-season game as Sabre at St. Louis (10/1), but suffered hairline fracture of thumb...Placed on I.R. (10/2) and returned to action at Phoenix (10/26) after missing nine games (starting at Wash., 10/3)...Recorded first points as Sabre with two assists (1 on PP) vs. New Jersey (11/15)...Added pair of assists (both on PP) vs. N.Y. Islanders (11/22)...Registered back-to-back multi-point games with two assists (1 on PP) vs. Anaheim (12/3) followed by goal (first as Sabre) and assist vs. Tampa Bay (12/5)...Played in 200th NHL game at Ottawa (12/6)...Recorded 100th NHL point with assist vs. Carolina (12/12)...Had two power-play assists at Dallas (12/15)...Netted Sabres' first score and fed pass to Zhitnik on power-play goal in 3-3 tie vs. St. Louis (1/27)...Registered game-tying goal (7:42 of 3rd per.) and assisted on Sabres' first score (both pts. on PP) in 2-2 game at N.Y. Islanders (3/10)...Game against Islanders (3/10) marked seventh goal (new season high) as well as seventh multi-point performance of season...Games missed due to injury: 9...Multi-point games: 7...Finished **1998 playoffs** tied for third on NHL's list of defensive scoring leaders (11 pts., with 7 on PP)...Also led Sabres in assists in playoffs (9)...Had seven-game point streak (1+8=9, from 4/27 to 5/14)...Scored on end-to-end rush for deciding goal (unassisted at 15:34 of 3rd per.) in 2-1 win in Game Five at Washington (6/2)...Was third GWG of postseason career (1 with Wash., 1 with Fla.), making three of first five playoff scores game-winning goals.

CAREER: 1996-97: Traded to Pittsburgh from Florida with Stu Barnes for Chris Wells (on 11/19)...Played in three games with Florida prior to trade...Recorded 36 points (6+30) in 57 games with Penguins, establishing career-highs in assists and points...Recorded 15 (2+13) of 36 points on power play...Scored all six of goals on road...Recorded three assists at New Jersey (1/2), establishing single-game highs for assists and points...Had season-high four-game point streak (2/1 to 2/8, 0+6=6)...Games missed due to injury: 6...Played in all five playoff games vs. Philadelphia...Tied for third on team in playoff scoring (3) and tied for second in assists (3)...**1995-96:** Finished second among Florida defenseman with 34 points (6+28) in just 52 games...Recorded 22 points (3+19) on power play...Had season-high four-game point streak (10/8 to 10/14, 1+4=5)...Missed 13 games (11/19 to 12/16) with broken thumb...Member of 1995-96 Eastern Conference Champion Florida Panthers...In 1996 Playoffs, recorded eight points (2+6), tying for seventh on team and second among defenseman...Recorded seven of eight points (2+5) in Eastern Conference Quarterfinals vs. Boston...Scored Panthers first-ever playoff game-winning goal vs. Boston (4/17)...**1994-95:** Played in 48 games with Detroit (IHL), recording 36 points (9+27)...Florida purchased Woolley's contract (2/14)...Finished second among Florida defensemen in scoring with 13 points (4+9) in 34 games...**1993-94:** Began season with Washington, scoring first NHL goal against Martin Brodeur in Capitals' 6-3 loss vs. New Jersey (10/8)...Played in four playoff games with Washington, scoring first playoff goal (GWG) vs. N.Y. Rangers (5/7)...Played most of season with Portland (AHL)...Scored four points (2+2) in nine playoff games as Pirates won Calder Cup...**1992-93:** Split season between Washington and Baltimore (AHL)...Recorded first NHL point (assist) in 6-5 Washington win at Toronto (10/6/92)...**1991-92:** Spent majority of season with Team Canada, recording 44 points (14+30) in 60 games during pre-Olympic tour...Had five assists in eight games in 1992 Olympics, as Canada won silver medal...Played in first NHL game in Capitals' 4-3 OT win at New Jersey (4/12/92)...Selected by Washington in fourth round (61st overall) in 1989 Entry Draft.

PERSONAL: Jason and wife, Danica, have one son, Carter...Played baseball and was first baseman on bronze medal-winning Canadian Junior Team at 1990 World Championships in addition to playing three seasons at Michigan State University (CCHA)...As hockey player, was member of Spartans' 1990 NCAA Championship team.

CAREER GAME HIGHS

Goals: 2 (10/31/95 vs. N.Y. Islanders)
Assists: 3 (1/2/97 at New Jersey)
Points: 3 (1/2/97 at New Jersey)
Penalty Minutes: 9 (3/26/98 at Vancouver)
Longest Point Streak: 4 games, 1+4=5 (10/8/95 to 10/14/95);
 4 games, 0+6=6 (2/1/97 to 2/8/97)

WOOLLEY vs. NHL

Team	GP	G	A	TP	PIM
Anaheim	5	0	2	2	0
Boston	16	0	4	4	4
Buffalo	9	0	1	1	2
Calgary	4	0	3	3	0
Carolina	12	3	4	7	10
Chicago	6	1	1	2	4
Colorado	9	0	5	5	6
Dallas	6	0	5	5	0
Detroit	6	0	2	2	2
Edmonton	4	0	1	1	2
Florida	8	1	2	3	4
Los Angeles	7	0	5	5	6
Montreal	17	4	3	7	6
New Jersey	17	1	6	7	4
N.Y. Islanders	16	4	7	11	8
N.Y. Rangers	20	2	6	8	10
Ottawa	15	0	6	6	8
Philadelphia	15	0	6	6	10
Phoenix	6	1	3	4	6
Pittsburgh	9	2	4	6	2
San Jose	6	0	1	1	2
St. Louis	4	1	1	2	4
Tampa Bay	13	2	6	8	8
Toronto	7	1	3	4	2
Vancouver	6	2	4	6	11
Washington	11	1	6	7	8
NHL Totals	254	26	97	123	129



REGULAR SEASON

Season	Team	League	REGULAR SEASON													PLAYOFFS			
			GP	G	A	TP	+/-	PIM	PP	SH	GW	GT	S %	GP	G	A	TP	PIM	
1988-89	Michigan State	CCHA	47	12	25	37	--	26	--	--	--	--	--	--	--	--	--	--	--
1989-90	Michigan State	CCHA	45	10	38	48	--	26	--	--	--	--	--	--	--	--	--	--	--
1990-91	Michigan State	CCHA	40	15	44	59	--	24	--	--	--	--	--	--	--	--	--	--	--
1991-92	Canada	Int-Tm	60	14	30	44	--	36	--	--	--	--	--	--	--	--	--	--	--
	Baltimore	AHL	15	1	10	11	--	6	--	--	--	--	--	--	--	--	--	--	--
	Washington	NHL	1	0	0	0	1	0	0	0	0	0	2	0.0	--	--	--	--	--
1992-93	Washington	NHL	26	0	2	2	3	10	0	0	0	0	11	0.0	--	--	--	--	--
	Baltimore	AHL	29	14	27	41	--	22	--	--	--	--	--	--	1	0	2	2	0
1993-94	Washington	NHL	10	1	2	3	2	4	0	0	0	0	15	6.7	4	1	0	1	4
	Portland	AHL	41	12	29	41	--	14	--	--	--	--	--	--	9	2	2	4	4
1994-95	Detroit	NHL	48	8	28	36	--	38	--	--	--	--	--	--	--	--	--	--	--
	Florida	NHL	34	4	9	13	-1	18	1	0	0	1	76	5.3	--	--	--	--	--
1995-96	Florida	NHL	52	6	28	34	-9	32	3	0	0	0	98	6.1	13	2	6	8	14
1996-97	Florida	NHL	3	0	0	0	1	2	0	0	0	0	7	0.0	--	--	--	--	--
	Pittsburgh	NHL	57	6	30	36	3	28	2	0	1	0	79	7.6	5	0	3	3	0
1997-98	Buffalo	NHL	71	9	26	35	8	35	3	0	2	1	129	7.0	15	2	9	11	12
	NHL Totals		254	26	97	123	8	129	9	0	3	2	417	6.2	37	5	18	23	30
	Sabre Totals		71	9	26	35	8	35	3	0	2	1	129	7.0	15	2	9	11	12

Multi-Point Games: 0 (1991-92), 0 (1992-93), 0 (1993-94), 2 (1994-95), 8 (1995-96), 7 (1996-97), 7 (1997-98), Total: 24



Alexei Zhitnik

44

Defense



Born: October 10, 1972
 Kiev, Ukraine
Height: 5'11" **Weight:** 204
Shoots: Left
Last Amateur Club: CSKA Moscow (CIS)

HOW ACQUIRED: Came to Sabres from Los Angeles in trade on February 14, 1995, along with Robb Stauber, Charlie Huddy and fifth-round pick (Marian Menhart) in 1995 NHL Entry Draft in exchange for Grant Fuhr, Philippe Boucher and Denis Tsygurov.

1997-98: Presented with Tim Horton Memorial Award (player whose performance is far superior to public recognition) for first time...Led team in assists (30) and was second in power-play points (2+15=17)...Also second on team in points (45)...Set career highs for goals (15) and plus/minus rating (+19) in one season...Had 29 points (10+19=29) over Sabres' last 36 games, including 10 points (3+7=10) over final 14 games...Named to Russian Olympic hockey team (1998 Nagano, Japan)...Earned silver medal with Russia, playing in six games (0+2=2, 2 PIM)...Had GTG at Pittsburgh (11/8) and score GTG with 46 seconds left in third period in 1-1 tie at Boston (2/6)...Recorded three assists vs. N.Y. Islanders (11/22) and at Tampa Bay (2/2), tying career high for most assists in game (3-assist games just with Sabres: 1+3=4 on 11/18/95 at N.J.; 0+3=3 on 10/26/96 vs. Hfd.; 0+3=3 on 11/22/97 vs. N.Y.I.; 0+3=3 on 2/2/98 at T.B.)...Played in 200th game as Sabre vs. Philadelphia (11/26)...Recorded 200th NHL point with assist vs. Ottawa (12/31)...Scored GWG on end-to-end rush in 3-2 decision at Anaheim (1/7)...Recorded two assists (both on PP) at Florida (2/1)...Recorded 100th point as Sabre with first assist against Lightning (2/2)...Played in 400th NHL game in 2-2 tie vs. Boston (2/4)...Scored Sabres' lone goal in 1-0 win at N.Y. Rangers (3/2)...Led team with 12 points (4+8=12) over 13-game unbeaten streak (1/21 to 3/2)...Registered two short-handed goals in 6-1 win vs. Florida (3/19)...Joined Michael Peca (2 vs. Ott. on 12/31/97) in tying Sabres' game record for most short-handed goals by one player...Had career-best six-game point streak (2+5=7, 3/24 at Cgy. to 4/3 vs. Bos.)...Point streak tied for longest by Sabre in 1997-98...Assisted on pair of goals (including GWG) in 5-4 win vs. Boston (4/3)...Games missed due to injury: 0...Multi-point games: 5...In **1998 playoffs**, saw action in 50th postseason game of career (5/14 at Mtl.).

CAREER: 1996-97: Improved plus/minus rating from -25 in 1995-96 to +10...Sabres were 4-0-3 when Zhitnik scored a goal...Had four-game point streak end in Dallas (10/30)...Goal against Capitals (10/18) was first short-handed tally of NHL career...Played in 300th NHL game at Boston (12/14)...Played for Team Russia at World Cup Tournament prior to start of season...Did not miss game due to injury in 1996-97...**1995-96:** Had four-point game (1+3=4) at New Jersey (11/18)...Played for Team Russia at World Championships in Austria from April 21-May 5, 1996, registering one goal, one assist and six penalty minutes in eight games...**1994-95:** Scored goal on first shot in first game as Sabre (2/15 vs. N.Y. Rangers)...**1993-94:** Played at World Championships in Italy in 1994, tallying one goal in six games as assistant captain for Team Russia...**1992-93:** Played on Stanley Cup runner-up Los Angeles Kings...Posted second-highest point total ever by Kings' rookie defenseman...Point total was also second in league among rookie defensemen...Scored first NHL goal vs. Calgary (10/15)...**1991-92:** Represented gold-medal Unified Team at 1992 Winter Olympics in Albertville, France...Was fourth-round draft choice of Kings (81st overall) in 1991 NHL Entry Draft (held in Buffalo).

PERSONAL: Has twin brother named Dimitri...Wife's name is Luda.

CAREER GAME HIGHS

Goals: 2, three times (1 time, Sabres)
Assists: 3, eight times (4 times, Sabres)
Points: 4 (11/18/95 at New Jersey)
Penalty Minutes: 17 (1/15/97 at N.Y. Islanders)
Longest Point Streak: 6 games, 2+5=7 (3/24/98 to 4/3/98)

ZHITNIK vs. NHL

Team	GP	G	A	TP	PIM
Anaheim	13	1	2	3	16
Boston	22	2	10	12	20
Buffalo	4	0	1	1	4
Calgary	20	2	15	17	16
Carolina	22	3	10	13	14
Chicago	16	0	6	6	12
Colorado	11	1	3	4	16
Dallas	12	1	5	6	30
Detroit	16	1	6	7	14
Edmonton	20	4	12	16	35
Florida	16	3	6	9	20
Los Angeles	6	2	0	2	6
Montreal	24	3	4	7	53
New Jersey	16	3	10	13	10
N.Y. Islanders	17	3	8	11	31
N.Y. Rangers	16	6	8	14	8
Ottawa	22	3	6	9	18
Philadelphia	17	0	4	4	28
Phoenix	16	1	11	12	16
Pittsburgh	23	3	12	15	34
San Jose	19	1	11	12	22
St. Louis	11	5	2	7	12
Tampa Bay	18	0	7	7	20
Toronto	16	3	6	9	16
Vancouver	20	2	6	8	12
Washington	16	3	3	6	14
NHL Totals	429	56	174	230	497



REGULAR SEASON

PLAYOFFS

Season	Team	League	REGULAR SEASON													PLAYOFFS				
			GP	G	A	TP	+/-	PIM	PP	SH	GW	GT	S	%	GP	G	A	TP	PIM	
1989-90	Sokol Kiev	USSR	31	3	4	7	--	16	--	--	--	--	--	--	--	--	--	--	--	--
1990-91	Sokol Kiev	USSR	46	1	4	5	--	46	--	--	--	--	--	--	--	--	--	--	--	--
1991-92	CSKA	CIS	44	2	7	9	--	52	--	--	--	--	--	--	--	--	--	--	--	--
1992-93	Los Angeles	NHL	78	12	36	48	-3	80	5	0	2	0	136	8.8	24	3	9	12	26	
1993-94	Los Angeles	NHL	81	12	40	52	-11	101	11	0	1	1	227	5.3	--	--	--	--	--	
1994-95	Los Angeles	NHL	11	2	5	7	-3	27	2	0	0	0	33	6.1	--	--	--	--	--	
	Buffalo	NHL	21	2	5	7	-3	34	1	0	0	0	33	6.1	5	0	1	1	14	
1995-96	Buffalo	NHL	80	6	30	36	-25	58	5	0	0	0	193	3.1	--	--	--	--	--	
1996-97	Buffalo	NHL	80	7	28	35	10	95	3	1	0	1	170	4.1	12	1	0	1	16	
1997-98	Buffalo	NHL	78	15	30	45	19	102	2	3	3	2	191	7.9	15	0	3	3	36	
	NHL Totals		429	56	174	230	-16	497	29	4	6	4	983	5.7	56	4	13	17	92	
	Sabre Totals		259	30	93	123	1	289	11	4	3	3	587	5.1	32	1	4	5	66	

Multi-Point Games: 25 (1992-93 to 1994-95 all with LA), 4 (1995-96), 5 (1996-97), 5 (1997-98), Total: 39 (14 with Sabres)



BUFFALO SABRES 1998-99 TRAINING CAMP ROSTER

FORWARDS	POS	HT	WT	S	BIRTHPLACE	DATE	1997-98 TEAM	G	A	PTS
Adduono, Jeremy	RW	6-0	182	R	Thunder Bay, Ontario	8-4-78	Sudbury (OHL)	37	69	106
Afinogenov, Maxim	RW	5-11	176	L	Moscow, Russia	9-4-79	Dynamo Moscow (Russia)	10	5	15
Audette, Donald	RW	5-8	184	R	Laval, Quebec	9-23-69	Buffalo	24	20	44
Barnaby, Matthew	RW	6-0	188	L	Ottawa, Ontario	5-4-73	Buffalo	5	20	25
Bienvenue, Daniel	LW	6-0	196	L	Val d'Or, Quebec	6-10-77	South Carolina (ECHL)	10	11	21
Brown, Curtis	C/LW	6-0	190	L	Unity, Saskatchewan	2-12-76	Buffalo	12	12	24
Cunneyworth, Randy	LW	6-0	198	L	Etobicoke, Ontario	5-10-61	Ottawa	2	11	13
Davidson, Matt	RW	6-2	190	R	Flin Flon, Manitoba	8-9-77	Rochester (AHL)	15	12	27
DiRoberto, Torrey	C	5-11	180	L	New York, New York	4-17-78	Seattle (WHL)	14	21	35
Dutiaume, Mark	LW	6-0	200	L	Winnipeg, Manitoba	1-31-77	South Carolina (ECHL)	3	4	7
Fisher, Craig	C	6-3	180	L	Oshawa, Ontario	6-30-70	Kolner Haic (Germany)	9	8	17
Goldade, Aaron	C	6-0	180	L	Prince Albert, Saskatchewan	7-30-80	Brandon (WHL)	19	16	35
Grosek, Michal	LW	6-2	207	R	Vyskov, Czech Republic	6-1-75	Buffalo	10	20	30
Hamel, Denis	LW	6-2	200	L	Lachute, Quebec	5-10-77	Rochester (AHL)	10	15	25
Holzinger, Brian	C	5-11	190	R	Parma, Ohio	10-10-72	Buffalo	14	21	35
Kotalik, Ales	RW	6-1	198	R	Jindrichuv Hradec, Czech Rep.	12-23-78	HC Budejovice (Czech Rep.)	9	7	16
Kristek, Jaroslav	RW	6-0	183	L	Zlín, Czech Republic	3-16-80	ZPS Zlín (Czech Republic)	2	8	10
Kruse, Paul	LW	6-0	202	L	Merritt, British Columbia	3-15-70	N.Y. Islanders/Buffalo	7	2	9
Martin, Jeff	C	6-1	177	L	Stratford, Ontario	4-26-79	Windsor (OHL)	40	54	94
Methot, Francois	C	6-0	175	R	Montreal, Quebec	4-26-78	Shawinigan (QMJHL)	23	42	65
Milley, Norman	RW	5-11	185	R	Toronto, Ontario	2-14-80	Sudbury (OHL)	33	41	74
Moran, Brad	C	5-11	175	L	Abbotsford, British Columbia	3-20-79	Calgary (WHL)	53	49	102
Moravec, David	RW	6-0	180	L	Czech Republic	3-24-73	HC Vitkovice (Czech Rep.)	38	26	64
Nichol, Scott	C	5-8	160	R	Edmonton, Alberta	12-31-74	Rochester (AHL)	13	7	20
Pandolfo, Mike	LW	6-3	226	L	Winchester, Massachusetts	9-15-79	St. Sebastien's (USHSE)	29	23	52
Peca, Michael	C	5-11	181	R	Toronto, Ontario	3-26-74	Buffalo	18	22	40
Peters, Andrew	LW	6-4	195	L	St. Catharines, Ontario	5-5-80	Oshawa (OHL)	11	7	18
Piros, Kamil	C	6-1	183	L	Most, Czech Republic	11-20-78	HC Vitkovice (Czech Rep.)	2	9	11
Pittis, Domenic	C	5-11	190	L	Calgary, Alberta	10-1-74	Syracuse (AHL)	23	41	64
Plante, Derek	C	5-11	181	L	Cloquet, Minnesota	1-17-71	Buffalo	13	21	34
Primeau, Wayne	C	6-3	220	L	Scarborough, Ontario	6-4-76	Buffalo	6	6	12
Rasmussen, Erik	C	6-2	205	L	Minneapolis, Minnesota	3-28-77	Rochester (AHL)	9	14	23
Ray, Rob	RW	6-0	203	L	Stirling, Ontario	6-8-68	Buffalo	2	4	6
Sanderson, Geoff	LW	6-0	190	L	Hay River, N.W. Territories	2-1-72	Carolina/Vancouver/Buffalo	11	18	29
Satan, Miroslav	L/RW	6-1	195	L	Topolcany, Slovakia	10-22-74	Buffalo	22	24	46
Sylvester, Dean	RW	6-2	185	R	Hanson, Massachusetts	12-30-72	Kansas City (IHL)	33	20	53
Terglav, Edo	RW	6-0	195	L	Kranj, Slovenia	1-24-80	Baie-Comeau (QMJHL)	17	27	44
Van Oene, Darren	LW	6-3	207	L	Edmonton, Alberta	1-18-78	Brandon (WHL)	23	24	47
Varada, Vaclav	RW	6-0	200	L	Vsetin, Czech Republic	4-26-76	Buffalo	5	6	11
Walby, Steffon	RW	6-1	198	R	Madison, Wisconsin	11-22-72	Fort Wayne (IHL)	28	26	54
Ward, Dixon	R/LW	6-0	200	R	Leduc, Alberta	9-23-68	Buffalo	10	13	23
Zanutto, Mike	C	6-0	190	L	Burlington, Ontario	1-1-77	South Carolina (ECHL)	18	17	35

BUFFALO SABRES 1998-99 TRAINING CAMP ROSTER

DEFENSEMEN	POS	HT	WT	S	BIRTHPLACE	DATE	1997-98 TEAM	G	A	PTS
Campbell, Brian	D	5-11	185	L	Strathroy, Ontario	5-23-79	Ottawa (OHL)	14	39	53
Grand-Pierre, Jean-Luc	D	6-3	207	R	Montreal, Quebec	2-2-77	Rochester (AHL)	4	6	10
Holland, Jason	D	6-2	193	R	Morinville, Alberta	4-30-76	Kentucky/Rochester (AHL)	10	20	30
Hurlbut, Mike	D	6-2	200	L	Massena, New York	10-7-66	Rochester (AHL)	10	20	30
Kalinin, Dimitri	D	6-2	198	L	Chejlabinsk, Russia	7-22-80	Traktor (Russia)	0	2	2
McKee, Jay	D	6-3	205	L	Kingston, Ontario	9-8-77	Buffalo	1	13	14
Ndur, Rumun	D	6-2	200	L	Zaria, Nigeria	7-7-75	Rochester (AHL)	1	12	13
Sarich, Cory	D	6-3	175	R	Saskatoon, Saskatchewan	8-16-78	Saskatchewan/Seattle (WHL)	8	40	48
Shannon, Darryl	D	6-2	208	L	Barrie, Ontario	6-21-68	Buffalo	3	19	22
Smeihlik, Richard	D	6-3	222	L	Ostrava, Czech Republic	1-23-70	Buffalo	3	17	20
Tallinder, Henrik	D	6-3	194	L	Stockholm, Sweden	1-10-79	AIK Solna (Sweden)	0	0	0
Tezikov, Alexei	D	6-1	198	L	Togliatti, Russia	6-22-78	Moncton (QMJHL)	15	33	48
Theoret, Luc	D	6-2	197	L	Winnipeg, Manitoba	7-30-79	Lethbridge (WHL)	12	37	49
Wilson, Mike	D	6-6	212	L	Brampton, Ontario	2-26-75	Buffalo	4	4	8
Woolley, Jason	D	6-1	188	L	Toronto, Ontario	7-27-69	Buffalo	9	26	35
Zhitnik, Alexei	D	5-11	204	L	Kiev, Ukraine	10-10-72	Buffalo	15	30	45

GOALTENDERS	POS	HT	WT	C	BIRTHPLACE	DATE	1997-98 TEAM	GP	MIN	GAA
Biron, Martin	G	6-1	154	L	Lac St. Charles, Quebec	8-15-77	Rochester (AHL)	41	2312	2.93
Hasek, Dominik	G	5-11	168	L	Pardubice, Czech Republic	1-29-65	Buffalo	72	4220	2.09
Noronon, Mika	G	6-1	191	L	Tampere, Finland	6-17-79	Tappara Tampere (Finland)	47	1704	2.92
Roloson, Dwayne	G	6-1	190	L	Simcoe, Ontario	10-12-69	Calgary	39	2205	2.99

S - Shoots
C - Catches

General Manager: Darcy Regier
Head Coach: Lindy Ruff
Associate Coach: Don Lever
Assistant Coach: Mike Ramsey
Strength & Conditioning Coach: Doug McKenney
Assistant Strength Coach: Dennis Cole

Goaltender Coach: Jim Corsi
Administrative Assistant Coach: Jeff Holbrook
Head Trainer/Massage Therapist: Jim Pizzutelli
Equipment Manager: Rip Simonick
Asst. Equipment Manager: George Babcock


SABRES FACT

Buffalo owned the youngest average age of any team in the NHL in 1997-98 with a 25.5. The next closest teams were Calgary with a 25.6, Anaheim with a 25.8, Los Angeles with a 26.3, Ottawa with a 26.3 and Tampa Bay with a 26.3.

Daniel Bienvenue

Left Wing

56



Born: June 10, 1977
Val d'Or, Quebec
Height: 6'0", **Weight:** 196, **Shoots:** Left
Last Amateur Club: Val d'Or (QMJHL)

HOW ACQUIRED: Fifth-round draft choice (123rd overall) of Sabres in 1995.
1997-98: Spent most of season with South Carolina (ECHL)...Scored 21 points (10+11) and was +5 with Stingrays.
CAREER: 1996-97: Sidelined most of season by injury...Returned to Val d'Or lineup and scored 12 points in 13 playoff games...1992-93: Midget First Team All-Star...Selected (by Chicoutimi) in first round (5th overall) of QMJHL draft in 1993.


PERSONAL: Signed contract with Sabres June 6, 1997.

Season	Team	League	REGULAR SEASON													PLAYOFFS				
			GP	G	A	TP	+/-	PIM	PP	SH	GW	GT	S	S%	GP	G	A	TP	PIM	
1993-94	Chicoutimi	QMJHL	42	2	7	9	--	4	--	--	--	--	--	--	--	--	--	--	--	--
1994-95	Val d'Or	QMJHL	67	27	14	41	--	40	--	--	--	--	--	--	--	--	--	--	--	--
1995-96	Val d'Or	QMJHL	67	30	42	72	--	65	--	--	--	--	--	--	--	--	--	--	--	--
1996-97	Val d'Or	QMJHL	20	4	4	8	--	22	--	--	--	--	--	13	6	1	7	0	--	--
1997-98	Rochester	AHL	10	0	0	0	-5	17	0	0	0	0	4	0.0	--	--	--	--	--	--
	South Carolina	ECHL	50	10	11	21	--	4	--	--	--	--	--	--	--	--	--	--	--	--

Martin Biron

Goaltender

43



Born: August 15, 1977
Lac St. Charles, Quebec
Height: 6'1", **Weight:** 154, **Catches:** Left
Last Amateur Club: Hull (QMJHL)

HOW ACQUIRED: First-round draft choice (16th overall) of Sabres in 1995 NHL Entry Draft.
1997-98: Buffalo: Recalled from AHL affiliate Rochester (4/15) on emergency basis and served as backup to Steve Shields at New Jersey (4/15)...Did not see any action and reassigned to Rochester (4/16)...Rochester: Spent season with Americans and led AHL with five shutouts, missing team's single-season record by one (6 by Bob Perreault, 1967-68)...Recorded first shutout in 0-0 tie vs. Adirondack (11/10)...Earned AHL Sher-Wood Player-of-the-Week honors in mid-March...Named Rochester Americans Exec Club Rookie of the Year...Also played in two games with South Carolina (ECHL).

CAREER: 1996-97: Traded from Beauport to Hull (Hull eventually won Robert Lebel Division)...Finished with lowest goals against average in QMJHL (numbers with Hull only)...Was recalled twice by Sabres on emergency basis (on 2/9 and 3/20), but did not see action...1995-96: Became fourth youngest goalie to appear in NHL game (18 years, 133 days) with debut on December 26, 1995, starting Buffalo's game at Pittsburgh...Led QMJHL in goalie games played and wins in playoffs...1994-95: Led QMJHL in playoff shutouts and regular season goals-against average...Named Canadian Major Junior Goaltender of the Year and to Canadian Major Junior First All-Star Team.

PERSONAL: Agreed to terms on multi-year contract with Sabres on January 11, 1996...Had to change jersey number with Sabres from #00 to #43 after NHL set new number guidelines (1-99 only) in 1998.

Season	Team	League	REGULAR SEASON							PLAYOFFS						
			GP	MIN	GA	SO	AVG.	W-L-T	GP	MIN	GA	SO	AVG.	W-L		
1994-95	Beauport	QMJHL	56	3193	132	3	2.48	29-16-9	16	900	37	4	2.47	8-7		
1995-96	Buffalo	NHL	3	119	10	0	5.04	0-2-0	--	--	--	--	--			
	Beauport	QMJHL	55	3201	152	1	2.85	29-17-7	19	1134	64	0	3.39	12-7		
1996-97	Beauport	QMJHL	18	928	61	1	3.94	6-9-1	--	--	--	--	--			
	Hull	QMJHL	16	974	43	2	2.65	11-4-1	6	325	19	0	3.51	3-1		
1997-98	Rochester	AHL	41	2312	113	5	2.93	14-18-6	4	239	16	0	4.01	1-3		
	South Carolina	ECHL	2	86	3	0	2.09	0-1-1	--	--	--	--	--			
	NHL Totals		3	119	10	0	5.04	0-2-0	--	--	--	--	--			
	Sabre Totals		3	119	10	0	5.04	0-2-0	--	--	--	--	--			

Matt Davidson

Right Wing

49



Born: August 9, 1977
Flin Flon, Manitoba
Height: 6'2", **Weight:** 190, **Shoots:** Right
Last Amateur Club: Portland (WHL)

HOW ACQUIRED: Fourth-round draft choice (94th overall) of Sabres in 1995.
1997-98: Spent season with Rochester (AHL)...Scored first professional goal in Rochester's game vs. Syracuse (11/1)...One of eight Amerks to play 70-or-more games...Second on team for goals by rookie (15)...Voted Rochester Americans Exec Club Most Improved Player.


CAREER: 1996-97: Member of WHL West Division Champion Portland Winterhawks (tied for best record in league)...Led team with 44 goals and finished with +34 mark.
PERSONAL: Signed contract with Sabres in April of 1997.

Season	Team	League	REGULAR SEASON													PLAYOFFS				
			GP	G	A	TP	+/-	PIM	PP	SH	GW	GT	S	S%	GP	G	A	TP	PIM	
1993-94	Portland	WHL	59	4	12	16	--	18	--	--	--	--	--	--	10	0	0	0	4	
1994-95	Portland	WHL	72	17	20	37	--	51	--	--	--	--	--	9	1	3	4	0		
1995-96	Portland	WHL	70	24	26	50	--	96	--	--	--	--	--	7	2	2	4	2		
1996-97	Portland	WHL	72	44	27	71	--	47	--	--	--	--	--	6	0	1	1	2		
1997-98	Rochester	AHL	72	15	12	27	-18	12	6	0	3	0	103	14.6	3	1	0	1	2	

Mark Dutiaume

Left Wing

51



Born: January 31, 1977
Winnipeg, Manitoba
Height: 6'0", **Weight:** 200, **Shoots:** Left
Last Amateur Club: Brandon (WHL)

HOW ACQUIRED: Second-round draft pick of Sabres (42nd overall) in 1995 NHL Entry Draft.

1997-98: Spent majority of season with South Carolina (ECHL)...Played in 11 games with Rochester (AHL).

CAREER: 1996-97: Member of WHL East Division Champion Brandon Wheat Kings...One goal in Rochester came on power play...1995-96: Despite missing all but seven

games during regular season, helped Wheat Kings capture Memorial Cup...1994-95: Brandon's MVP during 1995 Memorial Cup playoffs...Played for Team Western in World Challenge in 1994.


PERSONAL: Signed contract with Sabres June 6, 1997.

Season	Team	League	REGULAR SEASON													PLAYOFFS				
			GP	G	A	TP	+/-	PIM	PP	SH	GW	GT	S	S%	GP	G	A	TP	PIM	
1993-94	Tri-City	WHL	3	2	0	2	--	0	--	--	--	--	--	--	--	--	--	--	--	--
	Brandon	WHL	55	4	7	11	--	43	--	--	--	--	--	12	0	2	2	6		
1994-95	Brandon	WHL	62	23	21	44	--	80	--	--	--	--	--	17	1	2	3	33		
1995-96	Brandon	WHL	7	0	4	4	--	6	--	--	--	--	--	9	2	1	3	12		
1996-97	Brandon	WHL	48	12	11	23	--	73	--	--	--	--	--	6	2	2	4	13		
	Rochester	AHL	6	1	1	2	-4	0	1	0	0	0	2	50.0	--	--	--	--	--	
1997-98	Rochester	AHL	11	1	0	1	1	4	0	0	0	0	4	25.0	--	--	--	--	--	
	South Carolina	ECHL	28	3	4	7	--	24	--	--	--	--	--	2	0	0	0	2		



Mike Hurlbut

Defense



Born: October 7, 1966
 Massena, New York
Height: 6'2", **Weight:** 200, **Shoots:** Left
Last Amateur Club: St. Lawrence (ECAC)

21

HOW ACQUIRED: Signed as free agent with Sabres on August 11, 1997.
1997-98: Made Sabre debut on defense at Washington (10/3), recording first NHL action since with Quebec in 1993-94...Reassigned to Rochester (AHL) on October 8...Spent remainder of season with Amerks.

CAREER: Traded to Quebec on September 7, 1993, for Alexander Karpovtsev...N.Y. Rangers' first choice (fifth overall) in 1988 Supplemental Draft...**1996-97:** Finished tied for third on Houston Aeros (IHL) in playoff scoring...**1994-95:** Selected AHL Second-Team All-Star in '95.

Season	Team	League	REGULAR SEASON													PLAYOFFS				
			GP	G	A	TP	+/-	PIM	PP	SH	GW	GT	S	%	GP	G	A	TP	PIM	
1985-86	St. Lawrence	ECAC	25	2	10	12	--	40	--	--	--	--	--	--	--	--	--	--	--	--
1986-87	St. Lawrence	ECAC	35	8	15	23	--	44	--	--	--	--	--	--	--	--	--	--	--	--
1987-88	St. Lawrence	ECAC	38	6	12	18	--	18	--	--	--	--	--	--	--	--	--	--	--	--
1988-89	St. Lawrence	ECAC	36	8	25	33	--	30	--	--	--	--	--	--	--	--	--	--	--	--
1989-90	Denver	IHL	8	0	2	2	--	13	--	--	--	--	--	4	1	2	3	2	--	--
1989-90	Flint	IHL	74	3	34	37	--	38	--	--	--	--	3	0	1	1	2	--	--	
1990-91	San Diego	IHL	2	1	0	1	--	0	--	--	--	--	3	0	1	1	0	--	--	
1991-92	Binghamton	AHL	33	2	11	13	--	27	--	--	--	--	11	2	7	9	8	--	--	
1991-92	NY Rangers	NHL	23	1	8	9	4	16	1	0	0	0	26	3.8	--	--	--	--	--	--
1992-93	Binghamton	AHL	45	11	25	36	--	46	--	--	--	--	14	2	5	7	12	--	--	
1993-94	Quebec	NHL	1	0	0	0	-1	0	0	0	0	0	1	0.0	--	--	--	--	--	--
1994-95	Cornwall	AHL	77	13	33	46	--	100	--	--	--	--	13	3	7	10	12	--	--	
1994-95	Cornwall	AHL	74	11	49	60	--	69	--	--	--	--	3	1	0	1	15	--	--	
1995-96	Minnesota	IHL	22	1	4	5	--	22	--	--	--	--	--	--	--	--	--	--	--	--
1996-97	Houston	IHL	38	3	12	15	--	33	--	--	--	--	--	--	--	--	--	--	--	--
1996-97	Houston	IHL	70	11	24	35	--	62	--	--	--	--	13	5	8	13	12	--	--	--
1997-98	Rochester	AHL	45	10	20	30	-2	46	3	0	0	0	145	6.9	4	1	1	2	2	--
1997-98	Buffalo	NHL	3	0	0	0	-1	2	0	0	0	0	3	0.0	--	--	--	--	--	--
1997-98	Buffalo	NHL	27	1	8	9	2	18	1	0	0	0	30	3.3	--	--	--	--	--	--
1997-98	Sabre Totals		3	0	0	0	-1	2	0	0	0	0	3	0.0	--	--	--	--	--	--
Multi-Point Games:			0 (1992-93), 0 (1993-94), 0 (1997-98), Total: 0																	

Francois Methot

Center



Born: April 26, 1978
 Montreal, Quebec
Height: 6'0", **Weight:** 175, **Shoots:** Right
Last Amateur Club: Shawinigan (QMJHL)

58

HOW ACQUIRED: Buffalo's third-round choice (54th overall) in 1996 NHL Entry Draft.
1997-98: Prior to getting injured, recorded 14 goals and 11 assists for 25 points in 14 games...Came back to finish season with 65 points (23+42) in 36 games.


CAREER: 1996-97: Split season between Rouyn-Noranda and Shawinigan, combining for 29 goals, 47 assists (76 points) in 65 games...Third in scoring with Rouyn-Noranda (21+30) in 47 games...Scored eight points in seven playoff games for Shawinigan (2+6)...**1995-96:** Led

St-Hyacinthe with 94 points in regular season (32+62)...Led team in playoff scoring with six goals and six assists in 12 games...**1994-95:** Second on team scoring with 14 goals and 38 assists (52 points).

Season	Team	League	REGULAR SEASON													PLAYOFFS				
			GP	G	A	TP	+/-	PIM	PP	SH	GW	GT	S	%	GP	G	A	TP	PIM	
1994-95	St-Hyacinthe	QMJHL	60	14	38	52	--	22	--	--	--	--	--	5	0	1	1	0	--	--
1995-96	St-Hyacinthe	QMJHL	68	32	62	94	--	22	--	--	--	--	--	12	6	6	12	4	--	--
1996-97	Rouyn-Nor.	QMJHL	47	21	30	51	--	22	--	--	--	--	--	7	2	6	8	2	--	--
1996-97	Shawinigan	QMJHL	18	8	17	25	--	2	--	--	--	--	--	6	1	3	4	5	--	--
1997-98	Shawinigan	QMJHL	36	23	42	65	--	10	--	--	--	--	--	6	1	3	4	5	--	--

Rumun Ndur

Defense



Born: July 7, 1975
 Zaria, Nigeria
Height: 6'2", **Weight:** 200, **Shoots:** Left
Last Amateur Club: Guelph (OHL)

40

HOW ACQUIRED: Third-round draft choice (69th overall) of Sabres in 1994.
1997-98: Buffalo: Picked up two PTMs at Boston (2/26) in one game played with Sabres...Recalled from Rochester (AHL) three times during regular season...Originally assigned to Rochester (9/27)...Rochester: Played in 50 games for Americans, and led defencemen with +8...Tied career high for assists in one season (12)...Finished season ranked sixth on Amerks' all-time penalty minutes list with 795 (5th, Rob Ray, 796)...Missed 15 games due to injury.

CAREER: 1996-97: Made NHL debut at Hartford (11/9)...Scored three goals and one assist in just ten playoff games with Rochester (AHL)...Established personal best while with Amerks for goals and points in one season...Led Amerks in penalty minutes for second consecutive year...**1995-96:** Played on Calder Cup winning Rochester Americans...306 PIMs led Rochester...**1994-95:** Led Guelph in penalty minutes.

PERSONAL: Single...Has one brother and two sisters...Name is pronounced ra-moan en-der.

Season	Team	League	REGULAR SEASON													PLAYOFFS				
			GP	G	A	TP	+/-	PIM	PP	SH	GW	GT	S	%	GP	G	A	TP	PIM	
1992-93	Guelph	OHL	22	1	3	4	--	30	--	--	--	--	--	4	0	1	1	4	--	--
1993-94	Guelph	OHL	61	6	33	39	--	176	--	--	--	--	--	9	4	1	5	24	--	--
1994-95	Guelph	OHL	63	10	21	31	--	187	--	--	--	--	--	14	0	4	4	28	--	--
1995-96	Rochester	AHL	73	2	12	14	8	306	0	1	0	0	39	5.1	17	1	2	3	33	--
1996-97	Rochester	AHL	68	5	11	16	-5	282	0	0	0	0	54	9.3	10	3	1	4	21	--
1996-97	Buffalo	NHL	2	0	0	0	1	2	0	0	0	0	0	0.0	--	--	--	--	--	--
1997-98	Rochester	AHL	50	1	12	13	8	207	0	1	0	0	27	3.7	4	0	2	2	16	--
1997-98	Buffalo	NHL	1	0	0	0	-1	2	0	0	0	0	0	0.0	--	--	--	--	--	--
1997-98	Buffalo	NHL	1	0	0	0	-1	2	0	0	0	0	0	0.0	--	--	--	--	--	--
1997-98	NHL Totals		3	0	0	0	0	4	0	0	0	0	0	0.0	--	--	--	--	--	--
1997-98	Sabre Totals		3	0	0	0	0	4	0	0	0	0	0	0.0	--	--	--	--	--	--

Scott Nichol

Center



Born: December 31, 1974
 Edmonton, Alberta
Height: 5'8", **Weight:** 160, **Shoots:** Right
Last Amateur Club: Portland (WHL)

45

HOW ACQUIRED: Eleventh-round draft choice (272nd overall) of Sabres in 1993.
1997-98: Buffalo: Assigned to AHL affiliate Rochester (9/27) and later recalled (10/9)...Played in third Sabres/NHL game vs. Washington (10/9), collecting four PIM...Saw time at New Jersey (10/11) and was reassigned to Amerks following game...Recalled again from Amerks (10/18), but injured shoulder early in first period at Chicago (10/19)...Rochester: Named team captain at beginning of season...Recipient of McCulloch

Trophy for Community Service and was voted VP Supply Most Popular Player...Underwent season-ending shoulder surgery (1/27/98)...Had three multi-point games.

CAREER: 1996-97: Led Amerks in short-handed goals (4) and game-winning goals (6)...**1995-96:** Played on Calder Cup Champion Rochester Americans...Scored game-winning overtime goal at Portland in Game Five of Calder Cup Championship...Made Sabre/NHL debut at Washington (4/13/96).

PERSONAL: Signed multi-year contract with Sabres on September 8, 1998.

Season	Team	League	REGULAR SEASON													PLAYOFFS				
			GP	G	A	TP	+/-	PIM	PP	SH	GW	GT	S	%	GP	G	A	TP	PIM	
1992-93	Portland	WHL	67	31	33	64	--	146	--	--	--	--	--	16	8	8	16	41	--	--
1993-94	Portland	WHL	65	40	53	93	--	144	--	--	--	--	--	10	3	8	11	16	--	--
1994-95	Rochester	AHL	71	11	16	27	-12	136	1	4	1	0	114	9.6	5	0	3	3	14	--
1995-96	Rochester	AHL	62	14	18	32	-11	170	1	0	0	0	107	13.1	19	7	6	13	36	--
1995-96	Buffalo	NHL	2	0	0	0	0	10	0	0	0	0	4	0.0	--	--	--	--	--	--
1996-97	Rochester	AHL	68	22	21	43	9	133	1	4	6	0	165	13.3	10	2	1	3	26	--
1997-98	Rochester	AHL	35	13	7	20	-10	113	0	1	3	0	84	15.5	--	--	--	--	--	--
1997-98	Buffalo	NHL	3	0	0	0	4	0	0	0	0	0	5	0.0	--	--	--	--	--	--
1997-98	Buffalo	NHL	5	0	0	0	0	14	0	0	0	0	9	0.0	--	--	--	--	--	--
1997-98	Sabre Totals		5	0	0	0	0	14	0	0	0	0	9	0.0	--	--	--	--	--	--



Domenic Pittis Center



Born: October 1, 1974
Calgary, Alberta
Height: 5'11", **Weight:** 190, **Shoots:** Left
Last Amateur Club: Lethbridge (WHL)

HOW ACQUIRED: Signed as free agent on July 30, 1998.
1997-98: Finished third on Crunch in scoring.
CAREER: 1993-94: Named to WHL East Second All-Star team after finishing third in league in scoring...**Misc.:** Pittsburgh's second choice (52nd overall) in 1993 Entry Draft.

83

Season	Team	League	REGULAR SEASON													PLAYOFFS			
			GP	G	A	TP	+/-	PIM	PP	SH	GW	GT	S	S%	GP	G	A	TP	PIM
1991-92	Lethbridge	WHL	65	6	17	23	--	48	--	--	--	--	--	--	5	0	2	2	4
1992-93	Lethbridge	WHL	66	46	73	119	--	69	--	--	--	--	--	4	3	3	6	8	
1993-94	Lethbridge	WHL	72	58	69	127	--	93	--	--	--	--	--	8	4	11	15	16	
1994-95	Cleveland	IHL	62	18	32	50	--	66	--	--	--	--	--	3	0	2	2	2	
1995-96	Cleveland	IHL	74	10	28	38	--	100	--	--	--	--	--	3	0	0	0	2	
1996-97	Pittsburgh	NHL	1	0	0	0	-1	0	0	0	0	0	0.0	--	--	--	--	--	
	Long Beach	IHL	65	23	43	66	--	91	--	--	--	--	--	18	5	9	14	26	
1997-98	Syracuse	AHL	75	23	41	64	--	90	--	--	--	--	--	5	1	3	4	4	
	NHL Totals		1	0	0	0	-1	0	0	0	0	0	0.0	--	--	--	--	--	

Erik Rasmussen Center



Born: March 28, 1977
Minneapolis, Minnesota
Height: 6'2", **Weight:** 205, **Shoots:** Left
Last Amateur Club: University of Minnesota (WCHA)

HOW ACQUIRED: Buffalo's first-round choice (7th overall) in 1996 NHL Entry Draft.
1997-98: Buffalo: Played in first regular-season NHL game at St. Louis (10/1)...Scored first goal of career at 4:26 mark of first period at Washington (10/3)...Recorded first assist of career at New Jersey (10/1)...Suffered shoulder injury at Phoenix (10/26) and missed game at Colorado (10/28)...Games missed due to injury: 1...**Rochester:** Spent most of season with Rochester (AHL), collecting 23 points (9+14)...Had two multi-point games...Rated 12th best prospect by *The Hockey News* in 1998 "Future Watch" rankings.


CAREER: 1996-97: Rated as third overall NHL-affiliated prospect in March 7 issue of *The Hockey News*...Selected as one of captains of silver medal-winning Team USA at IIHF World Junior Championships...Tied for second among players in that tournament in scoring (4+5=9 in 6 games)...Recorded second career hat trick in 4-3 defeat of No. 1 ranked Michigan (1/29)...**1995-96:** Played for Team USA at World Junior Championships in Massachusetts...Scored 34 points in last 19 games of freshman year...Named to All-WCHA Rookie team following season.
PERSONAL: Single...Signed multi-year deal with Sabres on August 25, 1997.

9

Season	Team	League	REGULAR SEASON													PLAYOFFS			
			GP	G	A	TP	+/-	PIM	PP	SH	GW	GT	S	S%	GP	G	A	TP	PIM
1995-96	U. Minnesota	WCHA	40	16	32	48	--	55	--	--	--	--	--	--	--	--	--	--	--
1996-97	U. Minnesota	WCHA	34	15	12	27	--	123	--	--	--	--	--	--	--	--	--	--	--
1997-98	Rochester	AHL	53	9	14	23	-11	83	5	0	1	0	120	7.5	1	0	0	0	5
	Buffalo	NHL	21	2	3	5	2	14	0	0	0	0	28	7.1	--	--	--	--	--
	NHL Totals		21	2	3	5	2	14	0	0	0	0	28	7.1	--	--	--	--	--
	Sabre Totals		21	2	3	5	2	14	0	0	0	0	28	7.1	--	--	--	--	--

Multi-Point Games: 0 (1997-98), Total: 0

Cory Sarich Defense



Born: August 16, 1978
Saskatoon, Saskatchewan
Height: 6'3", **Weight:** 175, **Shoots:** Right
Last Amateur Club: Seattle (WHL)


HOW ACQUIRED: Second-round pick (27th overall) in 1996 Entry Draft...Pick originally acquired in trade on March 20, 1996, along with third-round selection in 1997 (Maxim Afinogenov) and Jean-Luc Grand-Pierre in exchange for Yuri Khmylev and eighth-round draft choice (Andrei Podkonicky) in 1996 Entry Draft.

1997-98: Appeared in 13 games after being acquired by Seattle (WHL), scoring three goals and 16 assists...Played in 33 games for Saskatoon, collecting 29 points (5+24)...Selected to WHL Eastern Conference All-Star Team...Named assistant captain for Canadian World Junior Team, playing in seven games and recording one assist with six PIM.
CAREER: 1996-97: Led defensemen in team scoring with six goals and 27 assists...Fourth on team in penalty minutes (158)...Played in seven games with Canada in World Junior Championships, posting six penalty minutes...**1995-96:** Played 59 games, registering five goals and 18 assists...Appeared in three playoff games.
PERSONAL: Signed multi-year professional contract with Sabres on May 29, 1998.

57

Season	Team	League	REGULAR SEASON													PLAYOFFS			
			GP	G	A	TP	+/-	PIM	PP	SH	GW	GT	S	S%	GP	G	A	TP	PIM
1995-96	Saskatoon	WHL	59	5	18	23	--	54	--	--	--	--	--	3	0	0	0	4	
1996-97	Saskatoon	WHL	58	6	27	33	--	158	--	--	--	--	--	--	--	--	--	--	
1997-98	Saskatoon	WHL	33	5	24	29	--	90	--	--	--	--	--	--	--	--	--	--	
	Seattle	WHL	13	3	16	19	--	47	--	--	--	--	--	--	--	--	--	--	

Dean Sylvester Right Wing



Born: December 30, 1972
Hanson, Massachusetts
Height: 6'2", **Weight:** 185, **Shoots:** Right
Last Amateur Club: Michigan State (CCHA)

HOW ACQUIRED: Signed by Sabres as free agent in September of 1998.
1997-98: Saw action in 77 games with Kansas City Blades (IHL), leading team in goals with 33 and adding 20 assists...Tied for team lead in goals during Turner Cup playoffs with five in 11 games.
CAREER: 1996-97: Spent season with Blades and was third on team in goals (23)...Added goal and assist in three postseason games...**1995-96:** Split season between Mobile (ECHL) and Kansas City (IHL)...**1994-95:** Played final season of collegiate hockey at Michigan State after three seasons at Kent State...**Misc.:** Selected by San Jose with team's first choice (2nd overall) in 1993 Supplemental Draft.

41

Season	Team	League	REGULAR SEASON													PLAYOFFS			
			GP	G	A	TP	+/-	PIM	PP	SH	GW	GT	S	S%	GP	G	A	TP	PIM
1991-92	Kent State	CCHA	31	7	21	28	--	--	--	--	--	--	--	--	--	--	--	--	
1992-93	Kent State	CCHA	38	33	20	53	--	28	--	--	--	--	--	--	--	--	--	--	
1993-94	Kent State	CCHA	39	22	24	46	--	28	--	--	--	--	--	--	--	--	--	--	
1994-95	Michigan State	CCHA	40	15	15	30	--	38	--	--	--	--	--	--	--	--	--	--	
1995-96	Mobile	ECHL	44	24	27	51	--	35	--	--	--	--	--	--	--	--	--	--	
	Kansas City	IHL	36	11	10	21	--	15	--	--	--	--	--	4	0	0	0	2	
1996-97	Kansas City	IHL	77	23	22	45	--	47	--	--	--	--	--	3	1	1	2	0	
1997-98	Kansas City	IHL	77	33	20	53	--	63	--	--	--	--	--	11	5	2	7	4	



Alexei Tezikov

Defense

54



Born: June 22, 1978
Togliatti, Russia
Height: 6'1", **Weight:** 198, **Shoots:** Left
Last Amateur Club: Moncton (QMJHL)

HOW ACQUIRED: Buffalo's fifth-round choice (115th overall) in 1996 NHL Entry Draft.
1997-98: Played 60 regular season games, accumulating 15 goals, 33 assists for 48 points and 144 penalty minutes...Playing for Russia, was among top 10 in defensemen scoring at World Junior Championships...Appeared in 10 playoff games for Moncton, recording 11 points (3+8).

CAREER: 1996-97: Played in five games for Torpedo Nizhny tallying two assists...Also appeared in seven games for Lada Togliatti...1995-96: Saw action in 14 games, collecting eight penalty minutes for Lada Togliatti.

Season	Team	League	REGULAR SEASON											PLAYOFFS						
			GP	G	A	TP	+/-	PIM	PP	SH	GW	GT	S	S%	GP	G	A	TP	PIM	
1995-96	Lada	CIS	14	0	0	0	--	8	--	--	--	--	--	--	--	--	--	--	--	--
1996-97	Lada	Russia	7	0	0	0	--	4	--	--	--	--	--	--	--	--	--	--	--	--
	Torpedo Niz.	Russia	5	0	2	2	--	2	--	--	--	--	--	--	--	--	--	--	--	--
1997-98	Moncton	QMJHL	60	15	33	48	--	144	--	--	--	--	--	10	3	8	11	20	--	
	Russia	WJCA	7	0	3	3	--	6	--	--	--	--	--	--	--	--	--	--	--	--

Darren Van Oene

Left Wing

23



Born: January 18, 1978
Edmonton, Alberta
Height: 6'3", **Weight:** 207, **Shoots:** Left
Last Amateur Club: Brandon (WHL)

HOW ACQUIRED: Buffalo's second-round choice (33rd overall) in 1996 NHL Entry Draft.
1997-98: Scored 23 goals in 51 regular season games...Third on team in penalty minutes with 161...Appeared in 18 playoff games, scoring career-high 14 points (6+8) in postseason.

CAREER: Ranked in Brandon's top 10 for career penalty minutes...Has played in over 200 WHL games...1996-97: Scored 21 goals in 56 regular season appearances...Tied for second on team in playoff scoring with five points (2+3)...1995-96: Tallied 28 points in 47 games (10+18)...Led league in playoff penalty minutes (78) in 18 games...1994-95: Played career-high 58 regular season games...Appeared in 18 playoff games as rookie.

Season	Team	League	REGULAR SEASON											PLAYOFFS					
			GP	G	A	TP	+/-	PIM	PP	SH	GW	GT	S	S%	GP	G	A	TP	PIM
1994-95	Brandon	WHL	58	5	13	18	--	106	--	--	--	--	--	18	1	1	2	34	--
1995-96	Brandon	WHL	47	10	18	28	--	126	--	--	--	--	--	18	1	6	7	78	--
1996-97	Brandon	WHL	56	21	27	48	--	139	--	--	--	--	--	6	2	3	5	19	--
1997-98	Brandon	WHL	51	23	24	47	--	161	--	--	--	--	--	18	6	8	14	51	--

Steffon Walby

Right Wing

38



Born: November 22, 1972
Madison, Wisconsin
Height: 6'1", **Weight:** 198, **Shoots:** Right
Last Amateur Club: Kelowna (BCJHL)

HOW ACQUIRED: Signed as free agent on August 31, 1998.

1997-98: Finished fifth on Fort Wayne Komets in scoring with 54 points (28+26).
CAREER: 1996-97: Member of 1997 Calder Cup Champion Hershey Bears...Misc.: Originally signed as free agent by Toronto in August of 1993.

Season	Team	League	REGULAR SEASON											PLAYOFFS						
			GP	G	A	TP	+/-	PIM	PP	SH	GW	GT	S	S%	GP	G	A	TP	PIM	
1992-93	Kelowna	BCJHL	59	53	68	121	--	76	--	--	--	--	--	--	--	--	--	--	--	--
1993-94	St. John's	AHL	63	15	22	37	--	79	--	--	--	--	--	2	0	0	0	2	--	
1994-95	St. John's	AHL	70	23	23	46	--	30	--	--	--	--	--	5	1	1	2	4	--	
1995-96	St. John's	AHL	57	23	31	54	--	61	--	--	--	--	--	4	2	2	4	17	--	
1996-97	Hershey	AHL	74	24	23	47	--	61	--	--	--	--	--	19	7	3	10	34	--	
1997-98	Fort Wayne	IHL	77	28	26	54	--	53	--	--	--	--	--	4	1	1	2	6	--	

Mike Zanutto

Center

48



Born: January 1, 1977
Burlington, Ontario
Height: 6'0", **Weight:** 190, **Shoots:** Left
Last Amateur Club: Oshawa (OHL)

HOW ACQUIRED: Eighth-round draft choice (198th overall) of Sabres in 1995.

1997-98: Spent majority of season with South Carolina (ECHL), recording 35 points (18+17) and was +7...Played in nine games with Rochester (AHL).

CAREER: 1996-97: Helped Oshawa advance to 1997 Memorial Cup Semifinals.

PERSONAL: Signed contract with Sabres June 6, 1997.

Season	Team	League	REGULAR SEASON											PLAYOFFS						
			GP	G	A	TP	+/-	PIM	PP	SH	GW	GT	S	S%	GP	G	A	TP	PIM	
1994-95	North Bay	OHL	13	1	1	2	--	2	--	--	--	--	--	--	--	--	--	--	--	--
	Oshawa	OHL	42	13	17	30	--	2	--	--	--	--	--	7	4	1	5	0	--	
1995-96	Oshawa	OHL	66	32	38	70	--	6	--	--	--	--	--	5	0	2	2	0	--	
1996-97	Oshawa	OHL	62	23	33	56	--	18	--	--	--	--	--	18	6	6	12	12	--	
1997-98	Rochester	AHL	9	0	0	0	-1	0	0	0	0	0	12	0.0	--	--	--	--	--	
	South Carolina	ECHL	49	18	17	35	--	6	--	--	--	--	--	5	0	0	0	0	--	



IN THE SYSTEM

JEREMY ADDUONO

Selected in seventh round (184th overall) in 1997
 Born: August 4, 1978

Right Wing
 6'0", 182 lbs.

Season	Team	League	GP	Regular Season				Playoffs				
				G	A	TP	PIM	GP	G	A	TP	PIM
1995-96	Sudbury	OHL	66	15	22	37	14	--	--	--	--	--
1996-97	Sudbury	OHL	66	29	40	69	24	--	--	--	--	--
1997-98	Sudbury	OHL	66	37	69	106	40	10	5	5	10	10

MAXIM AFINOGENOV

Selected in third round (69th overall) in 1997
 Born: September 4, 1979

Right Wing
 5'11", 176 lbs.

Season	Team	League	GP	Regular Season				Playoffs				
				G	A	TP	PIM	GP	G	A	TP	PIM
1995-96	Mosc. D'amo 2	Rus-2		Statistics Not Available								
	Moscow D'amo	CIS	1	0	0	0	0	--	--	--	--	--
1996-97	Moscow D'amo	Russia	29	6	5	11	10	4	0	2	2	0
1997-98	Russia	WJC-A	7	3	2	5	4	--	--	--	--	--
	Moscow D'amo	EuroHL	6	3	1	4	27	--	--	--	--	--
	Moscow D'amo	CIS	35	10	5	15	53	--	--	--	--	--

BRIAN CAMPBELL

Selected in sixth round (156th overall) in 1997
 Born: May 23, 1979

Defense
 5'11", 185 lbs.

Season	Team	League	GP	Regular Season				Playoffs				
				G	A	TP	PIM	GP	G	A	TP	PIM
1995-96	Ottawa	OHL	66	5	22	27	23	4	0	1	1	2
1996-97	Ottawa	OHL	66	7	36	43	12	24	2	11	13	8
1997-98	Ottawa	OHL	66	14	39	53	31	13	1	14	15	0

TORREY DiROBERTO

Selected in fifth round (128th overall) in 1997
 Born: April 17, 1978

Center
 5'11", 180 lbs.

Season	Team	League	GP	Regular Season				Playoffs				
				G	A	TP	PIM	GP	G	A	TP	PIM
1995-96	Seattle	WHL	70	16	19	35	118	5	0	2	2	8
1996-97	Seattle	WHL	72	37	44	81	91	15	9	5	14	8
1997-98	Seattle	WHL	43	14	21	35	48	5	0	2	2	14

JEFF MARTIN

Selected in third round (75th overall) in 1997
 Born: April 26, 1979

Center
 6'1", 177 lbs.

Season	Team	League	GP	Regular Season				Playoffs				
				G	A	TP	PIM	GP	G	A	TP	PIM
1995-96	Windsor	OHL	63	9	5	14	8	7	1	1	2	4
1996-97	Windsor	OHL	65	24	23	47	37	5	2	0	2	2
1997-98	Windsor	OHL	65	40	54	94	48	--	--	--	--	--

IN THE SYSTEM

MIKA NORONEN

Selected in first round (21st overall) in 1997
 Born: June 17, 1979

Goaltender
 6'1", 191 lbs.

Season	Team	League	GP	W	L	T	MINS	GA	SO	GAA
	Tappara	Finland	16	--	--	--	962	37	2	2.31
1996-97	Tappara	Finland	5	1	3	0	215	17	0	4.73
	Finland	EJC-A	5	--	--	--	300	8	--	1.60
	Finland	WJC-A	2	--	--	--	120	4	--	2.00
1997-98	Finland	WJC-A	5	--	--	--	314	8	--	1.53
	Tappara	Finland	47	14	12	3	1704	83	1	2.92

KAMIL PIROS

Selected in eighth round (212th overall) in 1997
 Born: November 20, 1978

Center
 6'1", 183 lbs.

Season	Team	League	GP	Regular Season				Playoffs				
				G	A	TP	PIM	GP	G	A	TP	PIM
1993-94	Most Jrs.	Cze.Jr	16	12	10	22	--	--	--	--	--	
	Chemopetrol Lit.Jr	Cze.Jr	22	6	13	19	--	--	--	--	--	
1994-95	Chemopetrol Lit.Jr	Cze.Jr	40	27	16	43	--	--	--	--	--	
1995-96	Chemopetrol Lit.Jr	Cze.Jr	42	16	13	29	--	--	--	--	--	
	Litvinov	Czech.	38	4	9	13	10	--	--	--	--	
	Chemopetrol Lit.Jr	Cze.Jr	3	2	1	3	--	--	--	--	--	
1997-98	Chemopetrol Lit.	Czech.	14	0	1	1	2	--	--	--	--	

HENRIK TALLINDER

Selected in second round (48th overall) in 1997
 Born: January 10, 1979

Defense
 6'3", 194 lbs.

Season	Team	League	GP	Regular Season				Playoffs				
				G	A	TP	PIM	GP	G	A	TP	PIM
1996-97	AIK Solna	Sweden		Statistics Not Available								
	AIK Solna	Sweden	1	0	0	0	0	--	--	--	--	--
1997-98	Sweden	WJC-A	7	1	0	1	6	--	--	--	--	--
	AIK Solna	Sweden	34	0	0	0	26	--	--	--	--	--

LUC THEORET


Selected in fourth round (101st overall) in 1997
 Born: July 30, 1979

Defense
 6'2", 197 lbs.


Season	Team	League	GP	Regular Season				Playoffs				
				G	A	TP	PIM	GP	G	A	TP	PIM
1995-96	Lethbridge	WHL	47	4	13	17	41	4	0	0	0	6
1996-97	Lethbridge	WHL	43	3	7	10	51	19	1	5	6	8
1997-98	Lethbridge	WHL	65	12	37	49	98	4	0	1	1	8




1998 ENTRY DRAFT SELECTIONS



Dimitri Kalinin



Andrew Peters



Norman Milley

ROUND ONE - 18th OVERALL

DIMITRI KALININ

Born: July 22, 1980 in Cheljabinsk, Russia

Season	GP	G	A	PTS	PIM
1996-97	2	0	0	0	0
1997-98	26	0	2	2	24

ROUND TWO (A) - 34th OVERALL (from N.Y. Rangers)

ANDREW PETERS

Born: May 5, 1980 in St. Catharines, Ontario

Season	GP	G	A	PTS	PIM
1996-97	46	11	16	27	105
1997-98	60	11	7	18	220

ROUND TWO (B) - 47th OVERALL

NORMAN MILLEY

Born: February 14, 1980 in Toronto, Ontario

Season	GP	G	A	PTS	PIM
1996-97	61	30	32	62	15
1997-98	62	33	41	74	48

ROUND TWO (C) - 50th OVERALL (from Colorado through San Jose)

JAROSLAV KRISTEK

Born: March 16, 1980 in Zlin, Czech Republic

Season	GP	G	A	PTS	PIM
1997-98	37	2	8	10	20

ROUND THREE - 77th OVERALL

MIKE PANDOLFO

Born: September 15, 1979 in Winchester, Mass.

Season	GP	G	A	PTS	PIM
1996-97	32	27	28	55	30
1997-98	28	29	23	52	18

ROUND FIVE - 137th OVERALL (Compensatory Draft Pick)

AARON GOLDADE

Born: July 30, 1980 in Prince Albert, Saskatchewan

Season	GP	G	A	PTS	PIM
1996-97	59	4	10	14	51
1997-98	66	19	16	35	58

DEFENSE

6'2", 198, Shoots: Left
Team (League)
Cheljabinsk (Russia)
Traktor (Russia)

LEFT WING

6'4", 195, Shoots: Left
Team (League)
Georgetown (Tier 2 Jr.)
Oshawa (OHL)

RIGHT WING

5'11", 185, Shoots: Right
Team (League)
Sudbury (OHL)
Sudbury (OHL)

RIGHT WING

6'0", 183, Shoots: Left
Team (League)
ZPS Zlin (Czech)


LEFT WING

6'3", 226, Shoots: Left
Team (League)
St. Sebastien's (USHSE)
St. Sebastien's (USHSE)


CENTER

6'0", 180, Shoots: Left
Team (League)
Brandon (WHL)
Brandon (WHL)


1998 ENTRY DRAFT SELECTIONS



Jaroslav Kristek



Mike Pandolfo



Aaron Goldade

ROUND SIX - 164th OVERALL

ALES KOTALIK

Born: December 23, 1978 in Jindr. Hradec, Czech Rep.

Season	GP	G	A	PTS	PIM
1997-98	47	9	7	16	14

ROUND SEVEN - 191st OVERALL

BRAD MORAN

Born: March 20, 1979 in Abbotsford, British Columbia

Season	GP	G	A	PTS	PIM
1996-97	72	30	36	66	61
1997-98	72	53	49	102	64

ROUND EIGHT - 218th OVERALL

DAVID MORAVEC

Born: March 24, 1973 in Czech Republic

Season	GP	G	A	PTS	PIM
1996-97	52	18	22	40	30
1997-98	51	38	26	64	28
1998	6	0	1	1	2

ROUND NINE - 249th OVERALL

EDO TERGLAV

Born: January 24, 1980 in Kranj, Slovenia

Season	GP	G	A	PTS	PIM
1996-97	44	20	32	52	18
1997-98	46	17	27	44	40

Pronunciations

Dimitri Kalinin - kuh-LEE-min
Norman Milley - MILL-ee
Jaroslav Kristek - YAR-oh-slov KRIS-tik
Mike Pandolfo - PAN-dol-foe
Aaron Goldade - GOLE-dade
Ales Kotalik - AL-esh KOE-tal-ick
Brad Moran - MUH-ran
David Moravec - MORE-uh-vick
Edo Terglav - EE-doe TER-glov

RIGHT WING

6'1", 198, Shoots: Right
Team (League)
HC Ceske Budejovice (Czech)

CENTER

5'11", 175, Shoots: Left
Team (League)
Calgary (WHL)
Calgary (WHL)

RIGHT WING

6'0", 180, Shoots: Left
Team (League)
HC Vitkovice (Czech)
HC Vitkovice (Czech)
Czech Republic (Olympics)

RIGHT WING

6'0", 195, Shoots: Left
Team (League)
Lac St. Louis (Midget AAA)
Baie-Comeau (QMJHL)



SABRES DRAFT SELECTIONS - 1970-1998

RD.	NO.	POS.	AMATEUR TEAM
1970			
	RD.	NO.	POS.
Perreault, Gilbert	1	1	C
Deadmarsh, Butch	2	15	LW
Cuddie, Steve	3	29	D
Wyrozub, Randy	4	43	C
Morton, Mike	5	57	F
Keeler, Tim	6	71	D
Regan, Tim	7	84	G
Rombough, Doug	8	97	C
Nadeau, Luc	9	107	C
1971			
	RD.	NO.	POS.
Martin, Richard	1	5	LW
Ramsay, Craig	2	19	LW
Hajt, Bill	3	33	D
Richer, Robert	4	47	C
Warr, Steve	5	61	D
Duguay, Pierre	6	75	C
1972			
	RD.	NO.	POS.
Schoenfeld, Jim	1	5	D
Carriere, Larry	2	25	D
McMasters, Jim	3	37	D
Campeau, Richard	4	53	D
Gratton, Gilles	5	69	G
McNab, Peter	6	85	RW
1973			
	RD.	NO.	POS.
Titanic, Morris	1	12	LW
Landry, Jean	2	28	D
Deschamps, Andre	3	44	LW
Dupuis, Yvon	4	60	LW
Smulders, Bob	5	76	RW
Korzack, Neil	6	92	RW
Young, Bob	7	108	D
O'Connell, Tim	8	124	RW
1974			
	RD.	NO.	POS.
Fogolin, Lee	1	11	D
Gare, Danny	2	29	RW
Deziel, Michel	3	47	LW
McIntosh, Paul	4	65	D
Lariviere, Gary	5	83	D
Given, David	6	101	D
Noreau, Bernard	7	119	RW
Constantin, Charles	8	136	LW
Jodzio, Rick	9	153	LW
Smith, Derek	10	168	C
Tsujimoto, Taro	11	183	C
Geoffrion, Bob	12	196	LW
AMATEUR TEAM			
Montreal Jr. Canadiens			
Brandon Wheat Kings			
Toronto Marlboros			
Edmonton Oil Kings			
Shawinigan Bruins			
Niagara Falls Flyers			
Boston University			
St. Catharines Black Hawks			
Drummondville Rangers			
AMATEUR TEAM			
Montreal Jr. Canadiens			
Peterborough TPT's			
Saskatoon Blades			
Three Rivers Dukes			
Clarkson University			
Quebec Remparts			
AMATEUR TEAM			
Niagara Falls Flyers			
Loyola Univ. (Montreal)			
Calgary Centennials			
Sorel Black Hawks			
Oshawa Generals			
University of Denver			
AMATEUR TEAM			
Sudbury Wolves			
Quebec Remparts			
Quebec Remparts			
Quebec Remparts			
Peterborough TPT's			
Peterborough TPT's			
University of Denver			
University of Vermont			
AMATEUR TEAM			
Oshawa Generals			
Calgary Centennials			
Sorel Black Hawks			
Peterborough TPT's			
St. Catharines Black Hawks			
Brown University			
Laval National			
Quebec Remparts			
Hamilton Red Wings			
Ottawa 67's			
Tokyo Katanas			
Cornwall Royals			

RD.	NO.	POS.	AMATEUR TEAM
1975			
	RD.	NO.	POS.
Sauve, Bob	1	17	G
Breitenbach, Ken	2	35	D
Martin, Terry	3	44	LW
McAdam, Gary	3	53	RW
Neeld, Greg	4	71	D
Edwards, Don	5	89	G
Minor, Jim	6	107	LW
Rowe, Grant	7	125	D
Tidey, Alex	8	143	RW
Whitby, Andy	9	159	RW
Moher, Len	10	174	G
1976			
	RD.	NO.	POS.
Kowal, Joe	2	33	LW
Maze, Henry	4	69	LW
Roscoe, Ron	5	87	D
Lemieux, Don	6	105	D
1977			
	RD.	NO.	POS.
Seiling, Ric	1	14	RW
Areschenkoff, Ron	2	32	C
Stewart, Bill	4	68	D
Sirois, Richard	5	86	G
Ramsey, Wayne	6	104	D
1978			
	RD.	NO.	POS.
Playfair, Larry	1	13	D
McKegney, Tony	2	32	LW
McClanahan, Rob	3	49	LW
Gazdic, Mike	4	66	D
Ireland, Randy	5	82	G
McGregor, Cam	6	99	LW
Eastman, Dan	7	116	C
Stroebel, Eric	8	133	C
O'Sullivan, Eugene	9	150	C
1979			
	RD.	NO.	POS.
Ramsey, Mike	1	11	D
Ruff, Lindy	2	32	D
Robinson, Mark	3	53	D
Cloutier, Jacques	3	55	G
Hamel, Gilles	4	74	LW
Haworth, Alan	5	95	C
Knickle, Rick	6	116	G
1980			
	RD.	NO.	POS.
Patrick, Steve	1	20	RW
Moller, Mike	2	41	RW
McKenna, Sean	3	56	RW
North, Jay	3	62	C
Wiemer, Jim	4	83	D
Rueter, Dirk	5	104	D
Naud, Daniel	6	125	D
Paavola, Jari	7	146	G
Cunneyworth, Randy	8	167	C
Beckon, Dave	9	188	C
Bader, John	10	209	LW
AMATEUR TEAM			
Laval National			
St. Catharines Black Hawks			
London Knights			
St. Catharines Black Hawks			
Calgary Centennials			
Kitchener Rangers			
Regina Pats			
Ottawa 67's			
Lethbridge Broncos			
Oshawa Generals			
University of Notre Dame			
AMATEUR TEAM			
Hamilton Fincups			
Edmonton Oil Kings			
Hamilton Fincups			
Three Rivers Draveurs			
AMATEUR TEAM			
St. Catharines Fincups			
Medicine Hat Tigers			
Niagara Falls Flyers			
Laval National			
Brandon Wheat Kings			
AMATEUR TEAM			
Portland Winter Hawks			
Kingston Canadiens			
University of Minnesota			
Sudbury Wolves			
Portland Winter Hawks			
Cornwall Royals			
London Knights			
University of Minnesota			
Calgary Wranglers			
AMATEUR TEAM			
University of Minnesota			
Lethbridge Broncos			
Victoria Cougars			
Three Rivers Draveurs			
Laval National			
Sherbrooke Beavers			
Brandon Wheat Kings			
AMATEUR TEAM			
Brandon Wheat Kings			
Lethbridge Broncos			
Sherbrooke Beavers			
Jefferson H.S.			
Peterborough Petes			
Sault St. Marie Greyhounds			
Sorel Black Hawks			
T.P.S. (Finland)			
Ottawa 67's			
Peterborough Petes			
Irondale H.S.			



1981	RD.	NO.	POS.	AMATEUR TEAM
Dudacek, Jiri	1	17	RW	Czechoslovakia
Virta, Hannu	2	38	D	T.P.S. (Finland)
Aldred, Jim	3	59	LW	Kingston Canadiens
Chisholm, Colin	3	60	D	Calgary Wranglers
Eatough, Jeff	4	80	RW	Cornwall Royals
Wikberg, Anders	4	83	LW	Timra (Sweden)
Eivola, Mauri	5	101	C	T.P.S. (Finland)
Butorac, Ali	6	122	D	Ottawa 67's
Leime, Heikki	7	143	D	T.P.S. (Finland)
Orlando, Gates	8	164	C	Providence College
Sebek, Venci	9	185	D	Niagara Falls Flyers
Harper, Warren	10	206	RW	Prince Albert

1982	RD.	NO.	POS.	AMATEUR TEAM
Housley, Phil	1	6	D	South St. Paul H.S.
Cyr, Paul	1	9	LW	Victoria Cougars
Andreychuk, Dave	1	16	C	Oshawa Generals
Anderson, Mike	2	26	C	North St. Paul H.S.
Johansson, Jens	2	30	D	Pitea (Sweden)
Jutila, Timo	4	68	D	Tappara (Finland)
Hamilton, Jeff	4	79	C	Providence College
Logan, Bob	5	100	RW	West Island
Parker, Jeff	6	111	C	Mariner H.S.
Gustavsson, Jacob	6	121	G	Almtuna (Sweden)
Bishop, Alan	7	142	D	Niagara Falls Flyers
Verret, Claude	8	163	C	Three Rivers Draveurs
Norman, Rob	9	184	RW	Cornwall Royals
Craig, Mike	10	205	G	Billings Bighorns
Plankers, Jim	11	226	D	Cloquet H.S.

1983	RD.	NO.	POS.	AMATEUR TEAM
Barrasso, Tom	1	5	G	Acton-Boxboro H.S.
Lacombe, Normand	1	10	RW	Univ. of New Hampshire
Creighton, Adam	1	11	C	Ottawa 67's
Tucker, John	2	31	C	Kitchener Rangers
Hajdu, Richard	2	34	LW	Kamloops Jr. Oilers
Puppa, Daren	4	74	G	Kirkland Lake Intermediates
Meyer, Jayson	5	94	D	Regina Pats
Hofford, James	6	114	D	Windsor Spitfires
Ruutu, Christian	7	134	C	IFK, Helsinki (Finland)
McSween, Don	8	154	D	Redford (Mich.) Royals
Hoover, Tim	9	174	D	Sault St. Marie Greyhounds
Ferner, Mark	10	194	D	Kamloops Blazers
Krupp, Uwe	11	214	D	Kolner (West Germany)
Hamelin, Marc	12	234	G	Shawinigan Cataracts
Salfi, Kermit	12	235	LW	Northwood Prep H.S.

1984	RD.	NO.	POS.	AMATEUR TEAM
Andersson, Mikael	1	18	LW	Vastra Frolunda (Sweden)
Trapp, Doug	2	39	LW	Regina Pats
Sheppard, Ray	3	60	RW	Cornwall Royals
Halkidis, Bob	4	81	D	London Knights
Rampton, Joey	5	102	LW	Sault Ste. Marie Greyhounds
Gasseau, James	6	123	D	Drummondville
Wakaluk, Darcy	7	144	G	Kelowna Wings
Stambert, Orwar	8	165	D	Djurgardens (Sweden)
McKinnon, Brian	10	207	C	Ottawa 67's
Delcourt, Grant	11	228	RW	Kelowna Wings
Baker, Sean	12	249	LW	Seattle Breakers

1985	RD.	NO.	POS.	AMATEUR TEAM
Johansson, Calle	1	14	D	Vastra Frolunda (Sweden)
Hogue, Benoit	2	35	C	St. Jean Beavers
Gretzky, Keith	3	56	C	Windsor Compuware Spitfires
Moylan, Dave	4	77	D	Sudbury Wolves
Priestlay, Ken	5	98	C	Victoria Cougars
Reckie, Joe	6	119	D	Cornwall Royals
Matikainen, Petri	7	140	D	Sapko (Finland)
Kaesc, Trent	8	161	RW	Lethbridge Broncos
Sejba, Jiri	9	182	LW	Dukla Jihlava (Czech.)
Sutton, Boyd	10	203	C	Stratford Jr. B
Larose, Guy	11	224	C	Guelph Platers
Baumgartner, Ken	12	245	D	Prince Albert Raiders

1986	RD.	NO.	POS.	AMATEUR TEAM
Anderson, Shawn	1	5	D	Team Canada
Brown, Greg	2	26	D	St. Marks H.S.
Corkum, Bob	3	47	RW	University of Maine
Kerr, Kevin	3	56	RW	Windsor Compuware Spitfires
Baseggio, David	4	68	D	Yale University
Rooney, Larry	5	89	D	Thayer
Baldris, Miguel	6	110	D	Shawinigan Cataracts
Hartman, Mike	7	131	RW	North Bay Centennials
Guay, Francois	8	152	LW	Laval Titans
Whitham, Shawn	9	173	D	Providence College
Rein, Kenton	10	194	G	Prince Albert Raiders
Arndt, Troy	11	215	D	Portland Winter Hawks
Capello, Jeff	S1	5	LW	University of Vermont
Cullen, John	S2	10	C	Boston University

1987	RD.	NO.	POS.	AMATEUR TEAM
Turgeon, Pierre	1	1	C	Granby Bisons
Miller, Brad	2	22	D	Regina Pats
MacVicar, Andrew	3	53	LW	Peterborough Petes
Bradley, John	4	84	G	New Hampton H.S.
Pergola, David	5	85	RW	Belmont Hill H.S.
Marshall, Chris	6	106	LW	Boston College H.S.
Flanigan, Paul	7	127	D	New Hampton H.S.
Dooley, Sean	8	148	D	Groton
Roberts, Tim	8	153	C	Deerfield Academy
Tkachuk, Grant	9	169	LW	Saskatoon Blades
Herbers, Ian	10	190	D	Swift Current Broncos
Littman, David	11	211	G	Boston College
MacIssac, Allan	12	232	LW	Guelph Platers
Snuggerud, Dave	S1	1	LW	University of Minnesota
de Carle, Mike	S2	6	RW	Lake Superior St.

1988	RD.	NO.	POS.	AMATEUR TEAM
Savage, Joel	1	13	RW	Victoria Cougars
Loewen, Darcy	3	55	LW	Spokane Chiefs
Carney, Keith	4	76	D	Mt. St. Charles H.S.
Mogilny, Alexander	5	89	RW	ZSKA Moscow
Ray, Rob	5	97	LW	Cornwall Royals
Di Vita, David	6	106	D	Lake Superior St.
McLaughlin, Mike	6	118	LW	Choate
Griffith, Mike	7	139	RW	Ottawa 67's
Ruoho, Daniel	8	160	D	Madison Memorial H.S.
Flaherty, Wade	9	181	G	Victoria Cougars
Nieman, Thomas	11	223	RW	Choate
Wallwork, Robert	12	244	C	Miami (Ohio) University
Davies, Clarke	S3	18	D	Ferris State University



1989	RD.	NO.	POS.	AMATEUR TEAM
Haller, Kevin	1	14	D	Regina Pats
Thomas, Scott	3	56	RW	Nichols H.S.
MacDonald, Doug	4	77	C	University of Wisconsin
Sutton, Ken	5	98	D	Saskatoon Blades
Pye, Bill	6	107	G	Northern Michigan University
Barkley, Mike	6	119	RW	University of Maine
Plante, Derek	8	161	C	Cloquet (Minn.) H.S.
Audette, Donald	9	183	RW	Laval Titans
Astley, Mark	10	194	D	Lake Superior St.
Nelson, John	10	203	C	Toronto Marlboros
Henderson, Todd	11	224	G	Thunder Bay
Bavis, Michael	12	245	RW	Cushing Academy
Boyce, Ian	S3	19	LW	University of Vermont

1990	RD.	NO.	POS.	AMATEUR TEAM
May, Brad	1	14	LW	Niagara Falls Thunder
McCarthy, Brian	4	82	C	Pingree H.S. (Mass.)
Smehlik, Richard	5	97	D	Vitkovice (Czech.)
Bojcun, Todd	5	100	G	Peterborough Petes
Pascall, Brad	5	103	D	Univ. of North Dakota
Gordiouk, Viktor	7	142	LW	Krylja Sovetov
Nedoma, Milan	8	166	D	Zetor Brno (Czech.)
Winch, Jason	9	187	LW	Niagara Falls Thunder
Naud, Sylvain	10	208	RW	Laval Titans
Martin, Kenneth	11	229	LW	Belmont Hill H.S. (Mass.)
Rubachuk, Brad	12	250	C	Lethbridge Hurricanes
McFarlane, Shane	S3	24	C	Univ. of North Dakota

1991	RD.	NO.	POS.	AMATEUR TEAM
Boucher, Philippe	1	13	D	Granby Bisons
Dawe, Jason	2	35	LW	Peterborough Petes
Young, Jason	3	57	LW	Sudbury Wolves
Ambroziak, Peter	4	72	LW	Ottawa 67's
Shields, Steve	5	101	G	Univ. of Michigan
O'Donnell, Sean	6	123	D	Sudbury Wolves
Holzinger, Brian	6	124	C	Detroit Red Wings Jr. A
Snell, Chris	7	145	D	Ottawa 67's
Kuntos, Jiri	8	162	D	Jihlava (Czech.)
Iob, Tony	9	189	LW	Sault St. Marie Greyhounds
Meany, Spencer	10	211	RW	St. Lawrence University
Volkov, Mihail	11	233	RW	Krylja (U.S.S.R.)
Smith, Mike	12	255	D	Lake Superior State
Steer, Jamie	S3	19	RW	Michigan Tech

1992	RD.	NO.	POS.	AMATEUR TEAM
Cooper, David	1	11	D	Medicine Hat (WHL)
Cierny, Jozef	2	35	LW	Zvolen (Czech)
Steiner, Ondrej	3	59	C	Plzen (Czech)
Melanson, Dean	4	80	D	St. Hyacinthe (QMJHL)
Barnaby, Matthew	4	83	LW	Beaumont (QMJHL)
Ketterer, Markus	5	107	G	Jokerit (Finland)
Khmylev, Yuri	5	108	LW	Krylja (CIS)
Rushforth, Paul	6	131	C	North Bay (OHL)
Tiitgen, Dean	8	179	C	Tri-City (WHL)
Simon, Todd	9	203	C	Niagara Falls (OHL)
Kowalsky, Rick	10	227	RW	Sault St. Marie (OHL)
Clancy, Chris	11	251	LW	Cornwall (OHL)

1993	RD.	NO.	POS.	AMATEUR TEAM
Tsygurov, Denis	2	38	D	Lada Togliatti (CIS)
Philpott, Ethan	3	64	RW	Phillips Andover Academy
Safarik, Richard	5	116	LW	Nitra (EUR)
Pozzo, Kevin	6	142	D	Moose Jaw (WHL)
Petrenko, Sergei	7	168	LW	Dynamo Moscow (CIS)
Barrie, Mike	8	194	C	Victoria (WHL)
Moore, Barrie	9	220	LW	Sudbury (OHL)
Davis, Chris	10	246	G	Calgary Royals (Tier 2)
Nichol, Scott	11	272	C	Portland (WHL)

1994	RD.	NO.	POS.	AMATEUR TEAM
Primeau, Wayne	1	17	C	Owen Sound (OHL)
Brown, Curtis	2	43	C	Moose Jaw (WHL)
Ndur, Rumun	3	69	D	Guelph (OHL)
Klimentiev, Sergei	5	121	D	Medicine Hat (WHL)
Benazic, Cal	6	147	D	Medicine Hat (WHL)
Plouffe, Steve	7	168	G	Granby (QMJHL)
Hnidy, Shane	7	173	D	Prince Albert (WHL)
Webb, Steve	7	176	RW	Peterborough (OHL)
Westerby, Bob	8	199	LW	Kamloops (WHL)
Millar, Craig	9	225	D	Swift Current (WHL)
Polak, Mark	10	251	C	Medicine Hat (WHL)
Wright, Shayne	11	277	D	Owen Sound (OHL)

1995	RD.	NO.	POS.	AMATEUR TEAM
McKee, Jay	1	14	D	Niagara Falls (OHL)
Biron, Martin	1	16	G	Beaumont (QMJHL)
Dutiaume, Mark	2	42	LW	Brandon (WHL)
Sunderland, Matthew	3	68	RW	Drummondville (QMJHL)
Davidson, Matt	4	94	RW	Portland (WHL)
Menhart, Marian	5	111	D	Litvinov (Czech Jr.)
Popp, Kevin	5	119	D	Seattle (WHL)
Bienvenue, Daniel	5	123	LW	Val d'Or (QMJHL)
Scott, Brian	7	172	C	Kitchener (OHL)
Zanutto, Mike	8	198	C	Oshawa (OHL)
Sklrac, Rob	9	224	LW	Kamloops (WHL)

1996	RD.	NO.	POS.	AMATEUR TEAM
Rasmussen, Erik	1	7	C/LW	Univ. of Minnesota (WCHA)
Sarich, Cory	2	27	D	Saskatoon (WHL)
Van Oene, Darren	2	33	LW	Brandon (WHL)
Methot, Francois	3	54	C	St-Hyacinthe (QMJHL)
Walsh, Kurt	4	87	RW	Owen Sound (OHL)
Martone, Mike	4	106	D	Peterborough (OHL)
Tezikov, Alexei	5	115	D	Lada Togliatti (CIS)
Davis, Ryan	6	142	RW	Owen Sound (OHL)
Mortier, Darren	6	161	C	Sarnia (OHL)
Buhler, Scott	9	222	G	Medicine Hat (WHL)

SABRES FACT

The Sabres have had the number one overall choice in the NHL draft twice: 1970 (Gil Perreault) and 1987 (Pierre Turgeon).



1997	RD.	NO.	POS.	AMATEUR TEAM
Noronen, Mika	1	21	G	Tappara (Finnish)
Tallinder, Henrik	2	48	D	AIK (Swedish Jr.)
Afinogenov, Maxim	3	69	RW	Dynamo (Russia)
Martin, Jeff	3	75	C	Windsor (OHL)
Theoret, Luc	4	101	D	Lethbridge (WHL)
DiRoberto, Torrey	5	128	C	Seattle (WHL)
Campbell, Brian	6	156	D	Ottawa (OHL)
Adduono, Jeremy	7	184	RW	Sudbury (OHL)
Piros, Kamil	8	212	C	Litvinov (Czech)
Kemp, Dylan	9	238	D	Lethbridge (WHL)

1998	RD.	NO.	POS.	AMATEUR TEAM
Kalinin, Dimitri	1	18	D	Traktor (Russia)
Peters, Andrew	2	34	LW	Oshawa (OHL)
Milley, Norman	2	47	RW	Sudbury (OHL)
Kristek, Jaroslav	2	50	RW	ZPS Zlin (Czech)
Pandolfo, Mike	3	77	LW	St. Sebastian's (USHSE)
Goldade, Aaron	5	137	C	Brandon (WHL)
Kotalik, Ales	6	164	RW	HC Ceske Budejovice (Czech)
Moran, Brad	7	191	C	Calgary (WHL)
Moravec, David	8	218	RW	HC Vitkovice (Czech)
Terglav, Edo	9	249	RW	Baie-Comeau (QMJHL)

S in round number refers to the supplemental draft

SABRES FIRSTS

- First Players on the Ice:** Roger Crozier, Paul Terbenche, Tracy Pratt, Ron Anderson, Hap Myers and Bill Inglis.
- First Goal:** Jim Watson, Oct. 10, 1970, at Pittsburgh at 5:01 of second period.
- First Assist:** Gerry Meehan, Oct. 10, 1970, at Pittsburgh on Jim Watson's goal.
- First Penalty:** Gerry Meehan, Oct. 10, 1970, at Pittsburgh for holding at 7:54 of first period.
- First Goal by Opponent:** Wally Boyer of Pittsburgh, Oct. 10, 1970, at 8:09 of second period.
- First Assist by Opponent:** Duane Rupp of Pittsburgh, Oct. 10, 1970, on Boyer's goal.
- First Penalty by Opponent:** Duane Rupp of Pittsburgh, Oct. 10, 1970, for hooking at 1:41 of first period.
- First Power-Play Goal:** Gil Perreault, Oct. 10, 1970, at Pittsburgh at 11:26 of third period.
- First Power-Play Goal by Opponent:** Dave Balon of N.Y. Rangers, Oct. 14, 1970 in New York at 15:52 of third period.
- First Short-handed Goal:** Ron Anderson, October 23, 1970 vs. Detroit at 13:40 of the third period.
- First Major Penalty:** Brian McDonald, Oct. 10, 1970, at Pittsburgh for fighting at 8:01 of third period.
- First Major Penalty by Opponent:** Bryan Hextall of Pittsburgh, Oct. 10, 1970 for fighting at 8:01 of third period.
- First Win:** Oct. 10, 1970 (2-1 at Pittsburgh)
- First Tie:** Oct. 18, 1970 (1-1 vs. Pittsburgh)
- First Loss:** Oct. 14, 1970 (3-0 in New York vs. Rangers)
- First Shutout:** Dec. 6, 1970 by Roger Crozier vs. Minnesota (1-0)
- First Shutout by Opponent:** Oct. 14, 1970 by Ed Giacomin at N.Y. Rangers (3-0)
- First Goal at Home:** Oct. 18, 1970 by Gerry Meehan vs. Pittsburgh at 5:48 of the second period.
- First Hat Trick:** Jan. 29, 1971 by Gil Perreault vs. California
- First Hat Trick by Opponent:** Dec. 22, 1970 by Dave Balon of N.Y. Rangers
- First Two Goal Game:** Oct. 27, 1970 by Randy Wyrozub vs. Vancouver
- First Multiple-Point Game:** Oct. 10, 1970 by Gerry Meehan vs. Pittsburgh (goal and assist)

ALL-TIME INDIVIDUAL SCORING - REGULAR SEASON

Player (Seasons)	A					Unif. No.
	GP	G	A	PTS	PIM	
Peter Ambroziak (1994-95)	12	0	1	1	0	12
Ron Anderson (1970-71--1971-72)	111	14	16	30	63	16
Shawn Anderson (1986-87--1989-90)	113	6	26	32	66	37
Mikael Andersson (1985-86--1988-89)	99	4	33	37	18	14
Paul Andrea (1970-71)	47	11	21	32	4	21
Dave Andreychuk (1982-83--1992-93)	763	348	423	771	574	25,29
Scott Arniel (1986-87--1989-90)	295	64	74	138	243	9
Mark Astley (1993-94--1995-96)	75	4	19	23	92	21,33
Steve Atkinson (1970-71--1973-74)	255	49	47	96	96	19
Donald Audette (1990-91--1997-98)	409	164	125	289	323	28,45

Player (Seasons)	B					Unif. No.
	GP	G	A	PTS	PIM	
Terry Ball (1970-71--1971-72)	12	0	1	1	6	21,28
Matthew Barnaby (1992-93--1997-98)	273	43	65	108	1105	36
Tom Barraso (1983-84--1988-89)	266	0	17	17	182	30
Doug Barrie (1970-71--1971-72)	102	6	28	34	213	5
Martin Biron (1995-96)	3	0	0	0	0	00
James Black (1993-94)	2	0	0	0	0	40
John Blue (1995-96)	5	0	0	0	0	1
Doug Bodger (1988-89--1995-96)	479	54	233	287	506	8
Mike Boland (1978-79)	22	1	2	3	29	15
Philippe Boucher (1992-93--1994-95)	65	7	16	23	43	24,4
Bob Boughner (1995-96--1997-98)	177	2	11	13	494	6,46,4
Ken Breitenbach (1975-76--1976-77;1978-79)	68	1	13	14	49	23,26
Gary Bromley (1973-74--1975-76)	63	0	4	4	4	24,28,29
Curtis Brown (1994-95--1997-98)	96	17	16	33	54	37
Greg Brown (1990-91;1992-93)	49	1	3	4	41	15,9
Paul Brydges (1986-87)	15	2	2	4	6	16
Randy Burridge (1995-96--1997-98)	159	39	60	99	50	12
Ron Busniuk (1972-73--1973-74)	6	0	3	3	13	21,24
Mike Byers (1971-72)	46	9	7	16	12	12

Player (Seasons)	C					Unif. No.
	GP	G	A	PTS	PIM	
Keith Carney (1991-92--1993-94)	51	4	9	13	77	6,26
Larry Carriere (1972-73--1974-75;1977-78)	206	9	43	52	284	5,23
Peter Ciavaglia (1991-92--1992-93)	5	0	0	0	0	12
Jacques Cloutier (1981-82--1982-83;1984-85--1988-89)	144	0	7	7	29	1,29
Real Cloutier (1983-84--1984-85)	82	24	36	60	25	8
Rob Conn (1995-96)	28	2	5	7	18	25
Bob Corkum (1989-90;1991-92--1992-93)	96	10	8	18	63	29,42
Adam Creighton (1983-84--1988-89)	172	40	60	100	196	15,34,38
Roger Crozier (1970-71--1975-76)	202	0	3	3	24	1
Randy Cunneynworth (1980-81--1981-82)	21	2	4	6	49	7,19,23
Brian Curran (1990-91--1991-92)	20	0	1	1	57	39,41
Paul Cyr (1982-83--1987-88)	342	85	111	196	454	8,18

Player (Seasons)	D					Unif. No.
	GP	G	A	PTS	PIM	
Joe Daley (1970-71)	38	0	1	1	12	30
Mal Davis (1982-83--1985-86)	89	29	22	51	34	25,29
Jason Dawe (1993-94--1997-98)	290	79	79	158	132	17,43
Butch Deadmarsh (1970-71--1972-73)	56	2	2	4	39	8,9,16,24
Dale DeGray (1989-90)	6	0	0	0	6	28
Gerry Desjardins (1974-75--1977-78)	116	0	1	1	4	30
Gord Donnelly (1991-92--1993-94)	134	5	11	16	557	34
Mike Donnelly (1987-88--1989-90)	74	11	16	27	62	7,16,24
Tom Draper (1991-92--1992-93)	37	0	3	3	4	35
Dave Dryden (1970-71--1973-74)	120	0	2	2	4	28,30
Rick Dudley (1972-73--1974-75;1978-79--1980-81)	279	70	94	164	264	9,17
Dick Duff (1970-71--1971-72)	61	9	15	24	12	8,20
Richie Dunn (1977-78--1981-82;1985-86--1988-89)	327	27	105	132	235	3,21,26,29
Steve Dykstra (1985-86--1987-88)	128	5	23	28	378	4,42

E						
Player (Seasons)	GP	G	A	PTS	PIM	Unif. No.
Jeff Eatough (1981-82)	1	0	0	0	0	
Don Edwards (1976-77--1981-82)	307	0	11	11	32	1,29
Darren Eliot (1988-89)	2	0	0	0	0	34
Brian Engblom (1985-86)	30	1	4	5	16	28
Bob Errey (1992-93)	8	1	3	4	4	12
Chris Evans (1971-72)	61	6	18	24	98	24

F						
Player (Seasons)	GP	G	A	PTS	PIM	Unif. No.
Rocky Farr (1972-73--1974-75)	19	0	0	0	2	28,30
Dave Fenyves (1982-83--1986-87)	148	2	27	29	87	8,31
Mark Ferner (1986-87;1988-89)	15	0	3	3	11	28,29
Ron Fischer (1981-82--1982-83)	18	0	7	7	6	6,23,28
Reg Fleming (1970-71)	78	6	10	16	159	9
Lee Fogolin (1974-75--1978-79;1986-87)	338	8	70	78	432	5,33
Mike Foligno (1981-82--1990-91)	664	247	264	511	1450	17
Lou Franceschetti (1990-91--1991-92)	36	1	8	9	26	15,37,34
Grant Fuhr (1992-93--1994-95)	64	0	4	4	26	31

G						
Player (Seasons)	GP	G	A	PTS	PIM	Unif. No.
Jody Gage (1985-86;1987-88;1991-92)	18	3	3	6	2	12,14,33
Garry Galley (1994-95--1996-97)	163	15	87	102	193	3
Paul Gardner (1985-86)	2	0	0	0	0	28
Danny Gare (1974-75--1981-82)	503	267	233	500	686	18
Clark Gillies (1986-87--1987-88)	86	15	19	34	132	39,90
Jere Gillis (1982-83)	3	0	0	0	0	25
Viktor Gordiuk (1992-93;1994-95)	26	3	8	11	0	9
John Gould (1971-72--1973-74;1979-80)	92	14	12	26	13	17,21,23,24
Phil Goyette (1970-71--1971-72)	97	18	67	85	20	10
Norm Gratton (1972-73--1974-75)	102	15	23	38	30	9,14
Michal Grosseck (1995-96--1997-98)	171	31	45	76	162	18
Francois Guay (1989-90)	1	0	0	0	0	43
Jocelyn Guevremont (1974-75--1978-79)	326	38	130	168	189	3,22

H						
Player (Seasons)	GP	G	A	PTS	PIM	Unif. No.
Richard Hajdu (1985-86--1986-87)	5	0	0	0	4	8,28
Bill Haji (1973-74--1986-87)	854	42	202	244	433	24
Bob Halkidis (1984-85--1988-89)	89	2	14	16	315	18,19
Kevin Haller (1989-90--1991-92)	81	7	23	30	95	7,15
Gilles Hamel (1980-81--1985-86)	365	92	114	206	215	9,17,18
Al Hamilton (1970-71--1971-72)	145	6	58	64	176	6
Dave Hannan (1991-92--1995-96)	249	23	56	79	206	41,14
Hugh Harris (1972-73)	60	12	26	38	17	21
Paul Harrison (1981-82)	6	0	0	0	2	30
Mike Hartman (1986-87--1990-91)	225	34	25	59	890	20
Dominik Hasek (1992-93--1997-98)	325	0	9	9	56	39
Dale Hawerchuk (1990-91--1994-95)	342	110	275	385	204	10
Alan Haworth (1980-81--1981-82)	106	37	38	75	64	14
Bob Hess (1981-82)	33	0	8	8	14	23
Randy Hillier (1991-92)	28	0	1	1	48	23
Larry Hillman (1971-72--1972-73)	121	6	35	41	114	5
Jim Hofford (1985-86--1986-87)	17	0	0	0	45	3,33
Benoit Hogue (1987-88--1991-92)	196	45	67	112	273	33
Brian Holzinger (1994-95--1997-98)	212	46	63	109	127	19
Tim Horton (1972-73--1973-74)	124	1	22	23	109	2
Ed Hospodar (1987-88)	42	0	1	1	98	24
Doug Houda (1994-95--1995-96)	66	2	5	7	120	6
Bill Houlder (1990-91--1992-93)	32	4	7	11	18	23,37,47
Phil Housley (1982-83--1989-90)	608	178	380	558	386	6
Charlie Huddy (1994-95--1996-97)	85	7	9	16	95	22
Brent Hughes (1995-96)	76	5	10	15	148	17
Pat Hughes (1985-86)	50	4	9	13	25	26
Mike Hurlbut (1997-98)	3	0	0	0	2	21

I						
Player (Seasons)	GP	G	A	PTS	PIM	Unif. No.
Billy Inglis (1970-71)	14	0	1	1	6	8
Randy Ireland (1978-79)	2	0	0	0	0	30

J						
Player (Seasons)	GP	G	A	PTS	PIM	Unif. No.
Dane Jackson (1995-96)	22	5	4	9	41	24,29
Jim Jackson (1987-88)	5	2	0	2	0	8
Val James (1981-82)	7	0	0	0	16	26,29,30
Grant Jennings (1995-96)	6	0	0	0	28	4
Calle Johansson (1987-88--1988-89)	118	6	49	55	70	3
Timo Jutila (1984-85)	10	1	5	6	13	4

K						
Player (Seasons)	GP	G	A	PTS	PIM	Unif. No.
Trent Kaese (1988-89)	1	0	0	0	0	39
Larry Keenan (1970-71--1971-72)	66	9	20	29	8	21,26
Dean Kennedy (1989-90--1990-91)	144	6	20	26	172	26
Yuri Khmylev (1992-93--1995-96)	254	63	87	150	131	13
Jerry Korab (1973-74--1979-80;1983-84--1984-85)	537	67	216	283	870	4,44
Jim Korn (1986-87)	52	4	10	14	158	4,34
Joe Kowal (1976-77--1977-78)	22	0	5	5	13	27
Skip Krake (1970-71)	74	4	5	9	68	12
Uwe Krupp (1986-87--1991-92)	327	25	78	103	386	4,40
Paul Krusc (1997-98)	12	1	1	2	49	24,29
Tom Kurvers (1986-87)	55	6	17	23	24	28

L						
Player (Seasons)	GP	G	A	PTS	PIM	Unif. No.
Francois Lacombe (1970-71)	1	0	1	1	2	19
Norm Lacombe (1984-85--1986-87)	84	12	18	30	46	32
Pat LaFontaine (1991-92--1996-97)	268	158	227	385	207	16
Jean-Guy Lagace (1970-71)	3	0	0	0	2	21
Yvon Lambert (1981-82)	77	25	39	64	38	15
Chris Langevin (1983-84;1985-86)	22	3	1	4	22	15
Reed Larson (1989-90)	1	0	0	0	0	55
Danny Lawson (1971-72)	78	10	6	16	15	9
Real Lemieux (1973-74)	11	1	1	2	4	16
Grant Ledyard (1988-89--1992-93)	240	18	71	89	181	3
Don Lever (1985-86--1986-87)	39	10	3	13	10	8,20
David Littman (1990-91--1991-92)	2	0	0	0	0	1,34
Darcy Loewen (1989-90--1991-92)	12	0	0	0	14	36
Bob Logan (1986-87--1987-88)	38	10	5	15	0	26
Jim Lorentz (1971-72--1977-78)	487	134	197	331	126	8
Don Luce (1971-72--1980-81)	766	216	310	526	304	14,20
Jan Ludvig (1987-88--1988-89)	26	1	8	9	104	36
Steve Ludzik (1989-90)	11	0	1	1	6	14

M						
Player (Seasons)	GP	G	A	PTS	PIM	Unif. No.
Doug Macdonald (1992-93--1994-95)	11	1	0	1	2	44
Kevin Maguire (1987-88--1989-90)	167	18	25	43	518	19
Mikko Makela (1990-91)	60	15	7	22	25	42
Clint Malarchuk (1988-89--1991-92)	102	0	6	6	41	30
Dave Maloney (1984-85)	52	1	21	22	41	26
Don Marshall (1970-71)	62	20	29	49	6	22
Rick Martin (1971-72--1980-81)	681	382	313	695	475	7,8,9
Terry Martin (1975-76--1978-79)	148	20	22	42	50	25
Brad May (1991-92--1997-98)	425	67	89	156	1323	10,48,27
Gary McAdam (1975-76--1978-79;1982-83)	227	40	45	85	76	12,15,32
Rob McClanahan (1979-80--1980-81)	66	5	17	22	38	15
Dale McCourt (1981-82--1983-84)	119	41	56	97	22	7
Brian McDonald (1970-71)	12	0	0	0	29	20
Paul McIntosh (1974-75--1975-76)	47	0	2	2	66	3
Ray McKay (1971-72--1972-73)	40	0	3	3	18	22,24
Jay McKee (1995-96--1997-98)	100	2	23	25	79	74,38
Tony McKegney (1978-79--1982-83)	363	127	141	268	117	8
Sean McKenna (1981-82--1985-86)	237	56	53	109	120	12,19,23
Dave McLlwain (1991-92)	5	0	0	0	2	20
Mike McMahon (1970-71)	12	0	0	0	0	4
Peter McNab (1973-74--1975-76)	154	49	59	108	26	16,22,24
Bryan McSheffrey (1974-75)	3	0	0	0	0	15
Don McSween (1987-88;1989-90)	9	0	1	1	12	32,39
Gerry Meehan (1970-71--1974-75)	306	94	114	208	60	15
Dean Melanson (1994-95)	5	0	0	0	4	3
Scott Metcalfe (1987-88--1989-90)	17	1	2	3	18	12,32,34



Player (Seasons)	GP	G	A	PTS	PIM	Unif. No.
Larry Mickey (1971-72--1974-75)	117	20	14	34	65	12,21
Brad Miller (1988-89--1991-92)	63	1	4	5	265	42,44
Alexander Mogilny (1989-90--1994-95)	381	211	233	444	203	89
Mike Moller (1980-81--1984-85)	127	13	27	40	41	9,14,29
Randy Moller (1991-92--1993-94)	126	5	20	25	296	24
Mitch Molloy (1989-90)	2	0	0	0	10	40
Bob Mongrain (1979-80--1981-82;1983-84--1984-85)	70	11	11	22	12	8,25,32
Barrie Moore (1995-96--1996-97)	34	2	6	8	18	38,37
Craig Muni (1993-94--1995-96)	160	2	18	20	167	5
Hap Myers (1970-71)	13	0	0	0	6	25
Phil Myre (1982-83)	5	0	0	0	2	33

N

Player (Seasons)	GP	G	A	PTS	PIM	Unif. No.
Mark Napier (1986-87--1988-89)	128	26	30	56	41	65
Rumun Ndur (1996-97--1997-98)	3	0	0	0	4	40
Scott Nichol (1995-96;1997-98)	5	0	0	0	14	45
Joe Noris (1973-74)	18	0	0	0	2	23

O

Player (Seasons)	GP	G	A	PTS	PIM	Unif. No.
Gates Orlando (1984-85--1986-87)	98	18	26	44	51	23
Kevin O'Shea (1970-71--1971-72)	93	10	13	23	52	18

P-Q

Player (Seasons)	GP	G	A	PTS	PIM	Unif. No.
Wilf Paiement (1986-87)	56	20	17	37	108	27
Jeff Parker (1986-87--1989-90)	137	16	19	35	161	28,29
Greg Paslawski (1990-91)	12	2	1	3	4	12
Steve Patrick (1980-81--1984-85)	152	21	34	55	125	26
Colin Patterson (1991-92--1992-93)	88	8	10	18	52	17
Scott Pearson (1994-95--1995-96)	41	6	1	7	87	33,29
Michael Peca (1995-96--1997-98)	208	49	71	120	204	27
Gil Perreault (1970-71--1986-87)	1191	512	814	1326	500	11
Brian Perry (1970-71)	1	0	0	0	0	19
Brent Peterson (1981-82--1984-85)	265	43	63	106	180	20
Sergei Petrenko (1993-94)	15	0	4	4	0	15
Derek Plante (1993-94--1997-98)	354	87	134	221	114	26
Larry Playfair (1978-79--1985-86;1988-89--1989-90)	577	24	76	100	1390	27,40
Tracy Pratt (1970-71--1973-74)	210	2	39	41	399	3,4
Wayne Presley (1991-92--1994-95)	202	48	32	80	297	18
Ken Priestlay (1986-87--1989-90)	117	25	25	50	59	12,56
Wayne Primeau (1994-95--1997-98)	117	9	10	19	151	22,76
Daren Puppa (1985-86--1992-93)	215	0	14	14	30	31,35

R

Player (Seasons)	GP	G	A	PTS	PIM	Unif. No.
Craig Ramsay (1971-72--1984-85)	1070	252	420	672	201	10,25
Mike Ramsey (1979-80--1992-93)	911	73	256	329	924	5,23
Wayne Ramsey (1977-78)	2	0	0	0	0	32
Erik Rasmussen (1997-98)	21	2	3	5	14	9
Rob Ray (1989-90--1997-98)	569	33	34	67	2268	32
Joe Reekie (1985-86--1988-89)	104	3	15	18	190	27,31,55
Mark Renaud (1983-84)	10	1	3	4	6	4
Jacques Richard (1975-76--1976-77;1978-79)	155	24	38	62	73	9
Bob Richer (1972-73)	3	0	0	0	0	17
Rene Robert (1971-72--1978-79)	524	222	330	552	401	7,14,23
Geordie Robertson (1982-83)	5	1	2	3	7	15
Mike Robitaille (1971-72--1974-75)	170	8	46	54	122	3
Doug Rombough (1972-73--1973-74)	51	8	9	17	27	22
Ed Ronan (1996-97)	18	1	4	5	11	5
Lindy Ruff (1979-80--1988-89)	608	102	183	285	1126	22
Phil Russell (1985-86--1986-87)	18	2	5	7	24	26
Christian Ruutu (1986-87--1991-92)	438	101	220	331	483	21

S

Player (Seasons)	GP	G	A	PTS	PIM	Unif. No.
Geoff Sanderson (1997-98)	26	4	5	9	20	80
Miroslav Satan (1996-97--1997-98)	91	30	26	56	38	81
Bob Sauve (1976-77--1984-85)	246	0	8	8	20	28
Jean-Francois Sauve (1980-81--1982-83)	98	24	49	73	67	9,21
Joel Savage (1990-91)	3	0	1	1	0	38
Andre Savard (1976-77--1982-83)	467	130	175	305	221	12

Player (Seasons)	GP	G	A	PTS	PIM	Unif. No.
Cliff Schmutz (1970-71)	26	5	7	12	10	7
Ron Schock (1977-78)	40	4	4	8	0	21
Jim Schoenfeld (1972-73--1981-82;1984-85)	584	45	183	228	1025	6,13
Dave Schultz (1978-79--1979-80)	41	3	3	6	114	21
Ric Seiling (1977-78--1985-86)	664	176	200	376	524	16
Jiri Sejba (1990-91)	11	0	2	2	8	23
Anatoli Semenov (1996-97)	25	2	4	6	2	93
Eddie Shack (1970-71--1971-72)	106	36	31	67	127	23
Darrin Shannon (1988-89--1991-92)	55	10	14	24	16	16,26
Darryl Shannon (1995-96--1997-98)	184	9	44	53	188	8,29
Ray Sheppard (1987-88--1989-90)	159	64	50	114	29	23
Steve Shields (1995-96--1997-98)	31	0	0	0	23	31
Todd Simon (1993-94)	15	0	1	1	0	17
Craig Simpson (1993-94--1994-95)	45	12	15	27	34	17,22
Richard Smehlik (1992-93--1994-95;1996-97--1997-98)	337	36	97	133	279	42
Al Smith (1975-76--1976-77)	21	0	0	0	0	31
Derek Smith (1976-77--1981-82)	244	65	98	163	38	16,17,19,26
Doug Smith (1985-86--1987-88)	162	35	54	89	296	15
Floyd Smith (1970-71--1971-72)	83	6	12	18	48	17
Steve Smith (1988-89)	3	0	0	0	0	24
Dave Snuggerd (1989-90--1991-92)	215	26	46	72	109	18
Brian Spencer (1973-74--1976-77)	240	42	72	114	206	21
Bill Stewart (1977-78--1978-79)	81	3	17	20	116	3
Fred Stanfield (1974-75--1977-78)	248	42	73	115	16	17,19
Robb Stauber (1994-95)	6	0	0	0	0	35
Kai Suikkanen (1981-82--1982-83)	2	0	0	0	0	20,23
Ken Sutton (1990-91--1994-95)	232	18	60	78	223	41
Petr Svoboda (1991-92--1994-95)	139	5	49	54	260	7
Bob Sweeney (1992-93--1994-95)	185	37	44	81	230	20,33

T-U

Player (Seasons)	GP	G	A	PTS	PIM	Unif. No.
Jean-Guy Talbot (1970-71)	57	0	7	7	36	24
Tony Tanti (1990-91--1991-92)	80	16	23	39	106	19
Paul Terbenche (1970-71--1973-74)	118	2	19	21	20	3,18,23
Scott Thomas (1992-93--1993-94)	39	3	3	6	23	21
Alex Tidey (1976-77--1977-78)	3	0	0	0	0	19,26
Morris Titanic (1974-75--1975-76)	19	0	0	0	0	19
Doug Trapp (1986-87)	2	0	0	0	0	19
Andrei Trefilov (1995-96--1996-97)	25	0	0	0	4	30
Denis Tsygurov (1993-94--1994-95)	12	0	0	0	12	29
John Tucker (1983-84--1990-91)	345	116	154	270	142	7
Pierre Turgeon (1987-88--1991-92)	322	122	201	323	119	77

V

Player (Seasons)	GP	G	A	PTS	PIM	Unif. No.
Rick Vaive (1988-89--1991-92)	190	74	62	136	226	12,22
John Van Boxmeer (1979-80--1982-83)	294	49	166	215	239	4,5
Vaclav Varada (1995-96--1997-98)	33	5	6	11	17	25,9
Claude Verret (1983-84--1984-85)	14	2	5	7	2	21
Hannu Virta (1981-82--1985-86)	245	25	101	126	66	3,23

W-Y

Player (Seasons)	GP	G	A	PTS	PIM	Unif. No.
Darcy Wakaluk (1988-89;1990-91)	22	0	0	0	2	35
Jim Walsh (1981-82)	4	0	1	1	4	28
Dixon Ward (1995-96--1997-98)	158	25	47	72	84	15
Jim Watson (1970-71--1971-72)	144	4	15	19	248	2
Jay Wells (1989-90--1991-92)	85	3	12	15	243	24
Jim Wienier (1983-84--1984-85)	74	8	17	25	52	19
Mike Wilson (1995-96--1997-98)	201	10	21	31	140	4,34
Randy Wood (1991-92--1993-94)	236	60	57	117	213	19,15
Jason Woolley (1997-98)	71	9	26	35	35	5
Randy Wyrozub (1970-71--1973-74)	100	8	10	18	10	14,16,24,26

Z

Player (Seasons)	GP	G	A	PTS	PIM	Unif. No.
Rod Zaine (1971-72)	24	2	1	3	4	14,22
Alexei Zhitnik (1994-95--1997-98)	259	30	93	123	289	44,4

Any player who took part in at least one Sabres regular season game in his career is listed. Eight players dressed but never played a game for Buffalo: #27 - Tim Regan (1973-74), #31 - Jim Weaver (1978-79), #30 - Jari Paavola (1981-82), #35 - Mike Craig (1984-85), #34 - Kenton Rein (1987-88), #33 - Bill Pyc (1992-93), #30 - Markus Ketterer (1993-94 & 1994-95), and #68 - Scott Buhler (1996-97). #00 - Martin Biron served as backup goaltender and did not play (3 times in 1996-97, 1 time in 1997-98). Michel Deziel is the only Sabre to have played in a playoff game without participating in a regular season game.



ALL-TIME GOALTENDERS STATISTICS

GOALTENDER	GP	MINS	GA	SO	AVG.	W	L	T
Dominik Hasek	325	18877	730	32	2.32	152	117	46
Gerry Desjardins	116	6802	319	5	2.81	66	30	18
Don Edwards	307	17969	869	14	2.90	156	83	61
Steve Shields	31	1649	80	0	2.91	7	14	6
Dave Dryden	120	6440	328	5	3.06	43	45	20
Bob Sauve	246	14063	752	7	3.20	113	76	39
Gary Bromley	63	2334	184	4	3.20	29	17	14
Roger Crozier	202	10980	591	10	3.23	74	76	29
Tom Barrasso	266	15463	843	13	3.28	124	102	28
Tom Draper	37	2067	116	1	3.37	15	15	5
Al Smith	21	1105	62	0	3.37	9	6	2
Clint Malarchuk	102	5692	323	2	3.40	39	39	16
Daren Puppa	215	11763	668	5	3.41	96	68	28
Rocky Farr	19	722	42	0	3.49	2	6	8
John Blue	5	255	15	0	3.53	2	2	0
Andrei Trefilov	25	1253	74	0	3.54	8	10	1
Darcy Wakaluk	22	844	50	0	3.55	5	8	3
Grant Fuhr	64	3600	216	2	3.60	25	29	5
Paul Harrison	6	229	14	0	3.67	2	1	1
Joe Daley	38	2073	128	1	3.70	12	16	8
Jacques Cloutier	144	7452	459	1	3.70	50	58	15
Robb Stauber	6	317	20	0	3.79	2	3	0
Phil Myre	5	300	21	0	4.20	3	2	0
David Littman	2	96	7	0	4.37	0	1	0
Martin Biron	3	119	10	0	5.04	0	2	0
Randy Ireland	2	30	3	0	6.00	0	0	0
Darren Eliot	2	67	7	0	6.27	0	0	0

SABRES FACT

The Sabres named Michael Peca the team's 11th player to wear the captain's "C" on November 6, 1997. Actually, the team's 12th player also came from the 1997-98 season, as Donald Audette wore the "C" at Montreal on April 18, 1998, with Peca out injured (knee). Buffalo's former captains were Floyd Smith (1970-71), Gerry Meehan (1971-72 to 1973-74), Jim Schoenfeld (1974-75 to 1976-77), Danny Gare (1977-78 to 1981-82), Gil Perreault (1981-82 to 1986-87), Lindy Ruff (1986-87 to 1988-89), Mike Foligno (1988-89 to 1990-91), Mike Ramsey (1/91 to 10/92) and Pat LaFontaine (10/92 to 4/97). Alexander Mogilny served as captain following a season-ending injury to LaFontaine in 1993-94 (11/15/93 to 4/29/94).

ALL-TIME UNIFORM NUMBERS

NO.	PLAYER
00	Martin Biron
1	John Blue, David Littman, Jacques Cloutier, Don Edwards, Roger Crozier
2	Tim Horton, Jim Watson
3	Garry Galley, Dean Melanson, Grant Ledyard, Calle Johansson, Jim Hofford, Richie Dunn, Hannu Virta, Bill Stewart, Paul McIntosh, Jocelyn Guevremont, Mike Robitaille, Paul Terbenche, Tracy Pratt
4	Mike Wilson, Bob Boughner, Grant Jennings, Alexei Zhitnik, Philippe Boucher, Uwe Krupp, Steve Dykstra, Jim Korn, Jerry Korab, Timo Jutila, Mark Renaud, John Van Boxmeer, Tracy Pratt, Mike McMahan
5	Jason Woolley, Ed Ronan, Craig Muni, Mike Ramsey, John Van Boxmeer, Lee Fogolin, Larry Carriere, Larry Hillman, Doug Barrie
6	Bob Boughner, Doug Houda, Keith Carney, Phil Housley, Ron Fischer, Jim Schoenfeld, Al Hamilton
7	Petr Svoboda, Kevin Haller, John Tucker, Mike Donnelly, Dale McCourt, Randy Cunneynworth, Rick Martin, Rene Robert, Cliff Schmutz
8	Darryl Shannon, Doug Bodger, Jim Jackson, Paul Cyr, Richard Hajdu, Don Lever, Dave Fenyves, Bob Mongrain, Real Cloutier, Tony McKegney, Jim Lorentz, Rick Martin, Dick Duff, Butch Deadmarsh, Bill Inglis
9	Erik Rasmussen, Vaclav Varada, Viktor Gordiuk, Greg Brown, Scott Arniel, Gilles Hamel, Mike Moller, J.F. Sauve, Rick Dudley, Jacques Richard, Norm Gratton, Rick Martin, Butch Deadmarsh, Danny Lawson, Reggie Fleming
10	Brad May, Dale Hawerchuk, Craig Ramsay, Phil Goyette
11	Gilbert Perreault
12	Randy Burridge, Peter Ambroziak, Bob Errey, Peter Ciavaglia, Greg Paslawski, Scott Metcalfe, Rick Vaive, Ken Priestlay, Jody Gage, Sean McKenna, Andre Savard, Gary McAdam, Larry Mickey, Mike Byers, Skip Krake
13	Yuri Khmylev, Jim Schoenfeld
14	Dave Hannan, Jody Gage, Steve Ludzik, Mikael Andersson, Mike Moller, Alan Haworth, Rene Robert, Norm Gratton, Don Luce, Rod Zaine, Randy Wroozub
15	Dixon Ward, Sergei Petrenko, Greg Brown, Randy Wood, Lou Franceschetti, Kevin Haller, Doug Smith, Chris Langevin, Adam Creighton, Geordie Robertson, Yvon Lambert, Rob McClanahan, Mike Boland, Gary McAdam, Michel Deziel, Bryan McSheffrey, Gerry Meehan
16	Pat LaFontaine, Darrin Shannon, Mike Donnelly, Paul Brydges, Ric Seiling, Derek Smith, Peter McNab, Real Lemieux, Randy Wroozub, Ron Anderson, Butch Deadmarsh
17	Jason Dawe, Brent Hughes, Craig Simpson, Todd Simon, Colin Patterson, Mike Foligno, Gilles Hamel, John Gould, Rick Dudley, Derek Smith, Fred Stanfield, Bob Richer, Floyd Smith
18	Michal Grosse, Wayne Presley, Dave Snuggerud, Bob Halkidis, Paul Cyr, Gilles Hamel, Danny Gare, Paul Terbenche, Kevin O'Shea
19	Brian Holzinger, Randy Wood, Tony Tanti, Kevin Maguire, Doug Trapp, Bob Halkidis, Jim Wiemer, Sean McKenna, Jeff Eatough, Randy Cunneynworth, Derek Smith, Alex Tidey, Morris Titanic, Fred Stanfield, Steve Atkinson, Francois Lacombe, Brian Perry
20	Bob Sweeney, Dave McLlwain, Mike Hartman, Don Lever, Brent Peterson, Kai Suikkanen, Don Luce, Dick Duff, Brian McDonald
21	Mike Hurlbut, Mark Astley, Scott Thomas, Christian Ruutu, Richie Dunn, Claude Verret, J.F. Sauve, Dave Schultz, Ron Schock, Brian Spencer, Ron Busniuk, John Gould, Hugh Harris, Terry Ball, Larry Mickey, Larry Keenan, Paul Andrea, Jean-Guy Lagace
22	Wayne Primeau, Charlie Huddy, Craig Simpson, Rick Vaive, Lindy Ruff, Jocelyn Guevremont, Peter McNab, Doug Rombough, Ray McKay, Rod Zaine, Don Marshall
23	Bill Houlder, Randy Hillier, Jiri Sejba, Ray Sheppard, Gates Orlando, Kai Suikkanen, Ron Fischer, Hannu Virta, Sean McKenna, Bob Hess, Randy Cunneynworth, Mike Ramsey, Ken Breitenbach, Larry Carriere, Joe Noris, Eddie Shack, John Gould, Rene Robert, Paul Terbenche
24	Paul Kruse, Dane Jackson, Philippe Boucher, Randy Moller, Jay Wells, Mike Donnelly, Steve Smith, Ed Hospodar, Bill Hajt, Gary Bromley, Peter McNab, Randy Wroozub, John Gould, Ron Busniuk, Chris Evans, Ray McKay, Jean-Guy Talbot, Butch Deadmarsh
25	Vaclav Varada, Rob Conn, Dave Andreychuk, Mal Davis, Jere Gillis, Bob Mongrain, Terry Martin, Craig Ramsay, Hap Myers, Brian Perry
26	Derek Plante, Keith Carney, Dean Kennedy, Darrin Shannon, Richie Dunn, Bob Logan, Phil Russell, Pat Hughes, Dave Maloney, Steve Patrick, Val James, Ken Breitenbach, Alex Tidey, Derek Smith, Randy Wroozub, Larry Keenan
27	Michael Peca, Brad May, Larry Playfair, Joe Reekie, Wilf Paicment, Joe Kowal
28	Donald Audette, Dale DeGray, Mark Ferner, Jeff Parker, Tom Kurvers, Brian Engblom, Richard Hajdu, Paul Gardner, Bob Sauve, Ron Fischer, Jim Walsh, Gary Bromley, Rocky Farr, Dave Dryden, Terry Ball



NO. PLAYER

- 29 Paul Kruse, Darryl Shannon, Dane Jackson, Scott Pearson, Denis Tsygurov, Bob Corkum, Jeff Parker, Richie Dunn, Mark Ferner, Jeff Parker, Mal Davis, Dave Andreychuk, Jacques Cloutier, Val James, Mike Moller, Don Edwards, Gary Bromley
- 30 Andrei Trefilov, Clint Malarchuk, Tom Barrasso, Paul Harrison, Val James, Randy Ireland, Gerry Desjardins, Rocky Farr, Dave Dryden, Joe Daley
- 31 Steve Shields, Grant Fuhr, Daren Puppa, Joe Reekie, Dave Fenyves, Al Smith
- 32 Rob Ray, Scott Metcalfe, Don McSween, Norm Lacombe, Bob Mongrain, Gary McAdam, Wayne Ramsey
- 33 Scott Pearson, Mark Astley, Bob Sweeney, Benoit Hogue, Jody Gage, Lee Fogolin, Jim Hofford, Phil Myre
- 34 Mike Wilson, Gord Donnelly, David Littman, Lou Franceschetti, Darren Eliot, Scott Metcalfe, Jim Korn, Adam Creighton
- 35 Robb Stauber, Tom Draper, Darcy Wakaluk, Daren Puppa
- 36 Matthew Barnaby, Darcy Loewen, Jan Ludvig
- 37 Curtis Brown, Barrie Moore, Curtis Brown, Lou Franceschetti, Bill Houlder, Shawn Anderson
- 38 Barrie Moore, Jay McKee, Joel Savage, Adam Creighton
- 39 Dominik Hasek, Brian Curran, Don McSween, Trent Kaese, Clark Gillies
- 40 Rumun Ndur, James Black, Mitch Molloy, Larry Playfair, Uwe Krupp
- 41 Dave Hannan, Ken Sutton, Brian Curran
- 42 Richard Smelik, Mikko Makela, Bob Corkum, Brad Miller, Steve Dykstra
- 43 Jason Dawe, Francois Guay
- 44 Alexei Zhitnik, Doug Macdonald, Brad Miller, Jerry Korab
- 45 Scott Nichol, Donald Audette
- 47 Bill Houlder
- 48 Brad May
- 55 Reed Larson, Joe Reekie
- 56 Ken Priestlay
- 65 Mark Napier
- 74 Jay McKee
- 76 Wayne Primeau
- 77 Pierre Turgeon
- 80 Geoff Sanderson
- 81 Miroslav Satan
- 89 Alexander Mogilny
- 90 Clark Gillies
- 93 Anatoli Semenov

BUFFALO SABRES RETIRED NUMBERS

The Buffalo Sabres have retired only four numbers since the franchise's inception in 1970. The first Sabre to have his number retired was Gilbert Perreault (#11) on October 17, 1990. The combination of center Perreault, left wing Rick Martin and right wing Rene Robert was one of the greatest lines in hockey history and without a doubt the best in Buffalo Sabres' history. The three wore the blue and gold together from 1972 to 1979 and were labeled "The French Connection," a name whose familiarity was helped by the 1971 movie of the same name. The trio was honored as Rick Martin (#7) and Rene Robert (#14) joined Perreault in ceremonies to retire the numbers of Buffalo's famed "French Connection" on November 15, 1995. The fourth Sabre to have his number retired was Tim Horton (#2) on January 5, 1996.

#11 Gilbert Perreault

Center (1970-71 to 1986)

Career Sabres Totals: 1,191 games played, 512 goals, 814 assists, 1,326 points (regular season) 90 games played, 33 goals, 70 assists, 103 points (playoffs)

Gilbert Perreault can best be described as the "Original Sabre." The NHL Hall of Famer was Buffalo's first-ever draft choice and set the standard for all future Sabres to be measured. Perreault earned the Calder Trophy as the NHL's Rookie of the Year following his inaugural 1970-71 campaign. Even Perreault's uniform number bore the marks of an original Sabre, as it was #11 that came up on the wheel that gave Buffalo the first overall pick in the 1970 draft. Perreault's sportsmanship and outstanding play also helped him capture the Lady Byng Trophy in 1973. One of Perreault's six NHL All-Star games was the 1978 edition in Buffalo when he scored the game-winning goal 3:55 into overtime. He also served as the Sabres' team captain from 1981-82 until his November, 1986 retirement. Perreault is a member of the Hockey Hall of Fame, as well as both the Buffalo Sabres and Greater Buffalo Sports Halls of Fame. Perreault is still the team's all-time leader in career (regular season) games played, goals, assists, points and game-winning goals. There was only one number eleven in Buffalo Sabres history and, rightfully so, will never be another.



#7 Rick Martin

Left Wing (1971-72 to 1980-81)

Career Sabres Totals: 681 games played, 382 goals, 313 assists, 695 points (regular season) 62 games played, 24 goals, 29 assists, 53 points (playoffs)

Buffalo Sabre fans saw Rick Martin in almost 750 regular season and playoff games between 1971 and 1981. Number seven's career with the Sabres was highlighted by a Stanley Cup Finals appearance in 1974-75. That spring, Martin finished with 52 goals, one of which was the 1,000th in team history. The year prior, on the final night of the 1973-74 campaign, he recorded a hat trick at "The Aud" against St. Louis to become the first player in Sabres' history to record 50 or more goals in one season. Martin even gave the hometown fans a reason to cheer in a game at "The Aud" in which he wasn't even wearing a Sabres' uniform. On January 24, 1978, he scored the tying goal in the 31st NHL All-Star Game with just 1:39 left in regulation time to force overtime. That was just one of seven of the League's showcase games he would appear in during his career. He still holds two one-season Sabres records and is tied for another. In addition, Martin remains in the top three in seven of Buffalo's (regular season) career leaders categories.



#14 Rene Robert

Right Wing (1971-72 to 1978-79)

Career Sabres Totals: 524 games played, 222 goals, 330 assists, 552 points (regular season) 47 games played, 22 goals, 17 assists, 39 points (playoffs)

With the warm spring air mixing with "The Aud" ice, Rene Robert skated out of the mist and scored the famous "Fog Goal" by beating Flyers' goalie Bernie Parent in overtime of game three of the 1975 Stanley Cup Finals. The historic goal might not have taken place if not for the Sabres' persistence in acquiring Robert. His road to Buffalo started by the Sabres claiming him from Toronto, only to lose the winger to Pittsburgh in the Intra-League draft on June 8, 1971. The Sabres were then able to acquire the final component of "The French Connection" in a trade with the Penguins on March 4, 1972. Robert finished the 1974-75 regular season with 100 points, marking the first time in club annals that a player reached the century mark in points in one season. That season, Robert was voted by his teammates as Buffalo's most valuable player. He later recorded another Sabre mark by scoring the 2,000th goal in club history on December 22, 1977. Robert still ranks as Buffalo's fifth all-time assist leader with 330 in his career with the Sabres. Coincidentally, Robert had also once worn number seven in the blue and gold. He played in both the 1973 and 1975 NHL All-Star games.



#2 Tim Horton

Defense (1972-73 to 1973-74)

Career Sabres Totals: 124 games played, 1 goal, 22 assists, 23 points (regular season) 6 games played, 0 goals, 1 assist, 1 point (playoffs)

Tim Horton skated in the Sabres' blue, white and gold for only two seasons, but the solid defenseman certainly made his mark on the team. Horton came to Buffalo in the Intra-League draft in June of 1972 from Pittsburgh. Following that campaign, proof that he had made an impression on his fourth NHL club (also played for Toronto, N.Y. Rangers and Pittsburgh) came when he was named the recipient of the Memorial Award as the team's most valuable player as voted by his teammates. Today, in honor of the late defenseman, Horton's name is on the Buffalo award presented annually to the player whose performance is far superior to the public recognition he has received (known as the Unsung Hero Award before 1975). Horton saw action in 1,446 NHL regular season games plus 126 more in the postseason. Included in his playing days was eight out of nine complete 70-game seasons played between 1958-59 and 1966-67. Horton was a member of four Stanley Cup winning teams with Toronto and appeared in seven NHL All-Star games. Horton became a member of the Hockey Hall of Fame in 1977 and is also a member of the Buffalo Sabres Hall of Fame.





BUFFALO SABRES HALL OF FAME

The highest honor bestowed by the Buffalo Sabres is induction into the team's Hall of Fame. The Buffalo Sabres Hall of Fame Committee is comprised of: Rick Azar, Larry Felsler, Jack Gatecliff, Rick Jeanneret, Jim Kelley, Seymour H. Knox, IV, Wayne Redshaw and Paul Wieland.

Member	Induction	Member	Induction
Frank Christie	1980	Rene Robert	1989
Roger Crozier	1980	Danny Gare	1994
George "Punch" Imlach	1980	Jim Schoenfeld	1995
Tim Horton	1982	Robert O. Swados	1995
Fred T. Hunt	1982	Ted Darling	1996
David Forman	1986	Seymour H. Knox, III	1996
Don Luce	1986	Northrup R. Knox	1996
Craig Ramsay	1986	Jack Gatecliff	1998
Richard Martin	1989	Larry Playfair	1998
Gilbert Perreault	1989		

HOCKEY HALL OF FAME

Seven people with connections to the Buffalo Sabres are members of the Hockey Hall of Fame. Sabres' co-founder Seymour H. Knox, III, along with former Sabre coaches Scotty Bowman, George "Punch" Imlach and Marcel Pronovost have all been honored with induction into the Hall of Fame. Joining the previous mentioned are former Sabre players Tim Horton and Gilbert Perreault. Long-time team broadcaster Ted Darling was inducted in November of 1994 upon receiving the Foster Hewitt Memorial Award for excellence in broadcasting.

Players Category

Member	Induction
Tim Horton	1977
Marcel Pronovost	1978
Gilbert Perreault	1990

Builders Category

Member	Induction
George "Punch" Imlach	1984
Scotty Bowman	1991
Seymour H. Knox, III	1993

Foster Hewitt Memorial Award (Members of Radio & Television Industry)

Member	Induction
Ted Darling	1994

Elmer Ferguson Memorial Award (Members of Newspaper Profession)

Member	Induction
Charlie Barton, Buffalo-Courier Express	1985
Dick Johnston, Buffalo News	1986
Jack Gatecliff, St. Catharines Standard	1995

NHL AWARDS & HONORS WON BY SABRES

NHL Awards

Hart Memorial Trophy
Art Ross Trophy
Calder Memorial Trophy

James Norris Memorial Trophy
Vezina Trophy

Corn Smythe Trophy
Lady Byng Memorial Trophy
Frank J. Selke Trophy

William M. Jennings Trophy

Lester B. Pearson Award
Jack Adams Award
Bill Masterton Memorial Trophy

Lester Patrick Trophy

King Clancy Memorial Trophy
Presidents' Trophy (Team Award)

1997-98 Hart Trophy: Dominik Hasek
Lester B. Pearson Award: Dominik Hasek
Vezina Trophy: Dominik Hasek
Official NHL First-Team All-Star Goaltender: Dominik Hasek
Selected to World All-Stars Team for NHL All-Star Game: Dominik Hasek (20 MINS, 3 GA, Starting Goaltender)
Selected as NHL Player of the Month: Dominik Hasek (December, 1997 & February, 1998)
Selected as NHL Player of the Week: Dominik Hasek (December 1-7, 1997)

1996-97 Adams Award: Ted Nolan
Hart Trophy: Dominik Hasek
Lester B. Pearson Award: Dominik Hasek
Vezina Trophy: Dominik Hasek
Selke Trophy: Michael Peca
Lester Patrick Trophy: Seymour H. Knox III & Pat LaFontaine
Official NHL First-Team All-Star Goaltender: Dominik Hasek
Selected to Eastern Conference Team for NHL All-Star Game: Dominik Hasek (20 MINS, 1 GA)

1995-96 Selected to Eastern Conference Team for NHL All-Star Game: Dominik Hasek (20 MINS, 1 GA, Winning Goaltender)

1994-95 Bill Masterton Trophy: Pat LaFontaine
Vezina Trophy: Dominik Hasek
Official NHL First-Team All-Star Goaltender: Dominik Hasek

1993-94 Jennings Trophy: Dominik Hasek & Grant Fuhr
Vezina Trophy: Dominik Hasek
Official NHL First-Team All-Star Goaltender: Dominik Hasek
Selected to Eastern Conference Team for NHL All-Star Game: Alexander Mogilny
Selected as NHL Co-Player of the Month: Dominik Hasek (December, 1993)

1992-93 Elected to Hall of Fame: Seymour H. Knox III
Selected as NHL Co-Player of the Month: Alexander Mogilny (January, 1993)
Official NHL Second-Team All-Star Center: Pat LaFontaine
Official NHL Second-Team All-Star Right Wing: Alexander Mogilny
Selected to Wales Conference Team for NHL All-Star Game: Alexander Mogilny (1 goal, 1 assist), Pat LaFontaine (1 goal)

Sabres to Win Award

Dominik Hasek (1997, 1998)
None
Gilbert Perreault (1971)
Tom Barrasso (1984)
None
Bob Sauve & Don Edwards (1980)
Tom Barrasso (1984)
Dominik Hasek (1994, 1995, 1997, 1998)

None
Gilbert Perreault (1973)
Craig Ramsay (1985)
Michael Peca (1997)
Tom Barrasso & Bob Sauve (1985)
Dominik Hasek & Grant Fuhr (1994)
Dominik Hasek (1997, 1998)
Ted Nolan (1997)
Don Luce (1975)
Pat LaFontaine (1995)
1980 U.S. Olympic Hockey Team
(Mike Ramsey & Rob McClanahan, 1980)
Seymour H. Knox III & Pat LaFontaine (1997)

None
None



- 1991-92** Selected as NHL Co-Player of the Month: Pat LaFontaine (January, 1992)
Selected to Wales Conference Team for NHL All-Star Game: Alexander Mogilny (1 goal, 1 assist)
- 1990-91** Elected to Hall of Fame: Scott Bowman
Selected to Wales Conference Team for NHL All-Star Game: Uwe Krupp
- 1989-90** Elected to Hall of Fame: Gilbert Perreault
Official NHL Second-Team All-Star Goaltender: Daren Pappa
Selected to Wales Conference Team for All-Star Game: Pierre Turgeon (2 goals), Dave Andreychuk (1 goal, 1 assist), Daren Pappa (31 MIN, 4 GA), Phil Housley (1 assist)
- 1988-89** Selected to Wales Conference Team for NHL All-Star Game: Phil Housley
- 1987-88** Official NHL All-Rookie Team Right Wing: Ray Sheppard
Official NHL All-Rookie Team Defense: Calle Johansson
Selected to Wales Conference Team for NHL All-Star Game: Christian Ruuttu
Selected as NHL Player of the Month: Tom Barrasso (January, 1988)
Selected as NHL Rookie of the Month: Ray Sheppard (February, 1988)
- 1986-87** Selected to NHL's All-Star Team for Rendez-Vous '87: Mike Ramsey
- 1985-86** Selected to Wales Conference Team for NHL All-Star Game: Mike Ramsey
- 1984-85** Selke Trophy: Craig Ramsay
Jennings Trophy: Tom Barrasso & Bob Sauve
Official NHL Second-Team All-Star Goaltender: Tom Barrasso
Selected to Wales Conference Team for NHL All-Star Game: Tom Barrasso (30 MIN, 2 GA), Bill Hajt (did not play due to injury), Mike Ramsey
- 1983-84** Vezina Trophy: Tom Barrasso
Calder Trophy: Tom Barrasso
Elected to Hall of Fame: Punch Imlach
Official NHL All-Star First-Team Goaltender: Tom Barrasso
Official NHL All-Rookie Team Goaltender: Tom Barrasso
Selected to Wales Conference Team for NHL All-Star Game: Gilbert Perreault, Phil Housley (1 assist)
- 1982-83** Official NHL All-Rookie Team Defenseman: Phil Housley
Selected to Wales Conference Team for NHL All-Star Game: Mike Ramsey
- 1981-82** Selected to Wales Conference Team for NHL All-Star Game: John Van Boxmeer (did not play due to injury), Mike Ramsey
- 1980-81** Selected to Wales Conference Team for NHL All-Star Game: Danny Gare, Bill Hajt (did not play due to injury)
Coach of Wales Conference Team for NHL All-Star Game: Scott Bowman
- 1979-80** Vezina Trophy: Don Edwards & Bob Sauve
Official NHL All-Star Second-Team Goaltender: Don Edwards
Official NHL All-Star Second-Team Defenseman: Jim Schoenfeld
Official NHL All-Star Second-Team Right Wing: Danny Gare
Selected to Wales Conference Team for NHL All-Star Game: Gilbert Perreault (1 assist), Danny Gare, Jim Schoenfeld, Don Edwards
- 1978-79** Selected to NHL Challenge Cup All-Star Team: Gilbert Perreault (1 goal, 1 assist), Jim Schoenfeld
- 1977-78** Elected to NHL Hall of Fame: Marcel Pronovost
Official NHL All-Star Second-Team Goaltender: Don Edwards
Selected to Wales Conference Team for NHL All-Star Game: Gilbert Perreault (game-winning goal in overtime), Rick Martin (1 goal)
- 1976-77** Elected to NHL Hall of Fame: Tim Horton
Charlie Conacher Memorial Trophy: Jim Lorentz
Official NHL All-Star Second-Team Left Winger: Rick Martin
Official NHL All-Star Second-Team Center: Gilbert Perreault
Selected to Wales Conference Team for NHL All-Star Game: Gerry Desjardins (29 MIN, 2 GA), Gilbert Perreault (1 assist), Rick Martin (2 goals), Jim Schoenfeld
Most Valuable Player in All-Star Game: Rick Martin

- 1975-76** Official NHL All-Star Second-Team Left Winger: Rick Martin
Official NHL All-Star Second-Team Center: Gilbert Perreault
Selected to Wales Conference Team for NHL All-Star Game: Rick Martin (1 goal, 2 assists), Jerry Korab, Craig Ramsay
Coach of Wales Conference Team for NHL All-Star Game: Floyd Smith
- 1974-75** Bill Masterton Trophy: Don Luce
Official NHL All-Star First-Team Left Winger: Rick Martin
Official NHL All-Star Second-Team Right Winger: Rene Robert
Selected to Wales Conference Team for NHL All-Star Game: Rick Martin (1 assist), Rene Robert, Gilbert Perreault, Jerry Korab, Don Luce (1 goal)
- 1973-74** Official NHL All-Star First-Team Left Winger: Rick Martin
Selected to East Division Team for NHL All-Star Game: Rick Martin, Dave Dryden (30 MIN, 5 GA), Gilbert Perreault
- 1972-73** Lady Byng Trophy: Gilbert Perreault
Selected to East Division Team for NHL All-Star Game: Rick Martin, Rene Robert (1 goal)
- 1971-72** Selected to East Division Team for NHL All-Star Game: Rick Martin, Gilbert Perreault
- 1970-71** Calder Trophy: Gilbert Perreault
Selected to East Division Team for NHL All-Star Game: Gilbert Perreault

SABRES TEAM AWARDS

Frank Eddolls Memorial Trophy - Named in honor of the former Buffalo Bisons' coach and NHL defenseman. It is presented to the most popular player as selected by the members of the Buffalo Sabres' Booster Club.

1997-98 - Dominik Hasek	1988-89 - Mike Foligno	1978-79 - Craig Ramsay
1996-97 - Dominik Hasek	1987-88 - Mike Foligno	1977-78 - Don Edwards
1995-96 - Pat LaFontaine	1986-87 - Mike Foligno	1976-77 - Andre Savard
1994-95 - Dominik Hasek	1985-86 - Mike Foligno	1975-76 - Danny Gare
1993-94 - Pat LaFontaine	1984-85 - Mike Foligno	1974-75 - Craig Ramsay
1992-93 - Pat LaFontaine	1983-84 - Mike Ramsey	1973-74 - Rick Martin
1991-92 - Pat LaFontaine	1982-83 - Mike Ramsey	1972-73 - Gil Perreault
& Clint Malarchuk	1981-82 - Jean Francois Sauve	1971-72 - Gil Perreault
1990-91 - Alexander Mogilny	1980-81 - Danny Gare	1970-71 - Gil Perreault
1989-90 - Pierre Turgeon	1979-80 - Derek Smith	

Memorial Trophy - Named in honor of deceased members of the Sabres. It is presented to the most valuable player as voted by his teammates (formerly Wayne Larkin Memorial Trophy, in honor of former Buffalo Bisons' winger).

1997-98 - Dominik Hasek	1988-89 - Phil Housley	1978-79 - Craig Ramsay
1996-97 - Dominik Hasek	1987-88 - Tom Barrasso	1977-78 - Don Edwards
1995-96 - Dominik Hasek	1986-87 - Mike Ramsey	1976-77 - Gerry Desjardins
1994-95 - Dominik Hasek	1985-86 - Mike Foligno	1975-76 - Danny Gare
1993-94 - Dominik Hasek	1984-85 - Tom Barrasso	1974-75 - Rene Robert
1992-93 - Pat LaFontaine	1983-84 - Gil Perreault	1973-74 - Rick Martin
1991-92 - Pat LaFontaine	1982-83 - Mike Ramsey	1972-73 - Tim Horton
1990-91 - Dale Hawerchuk	1981-82 - Don Edwards	1971-72 - Roger Crozier
1989-90 - Pierre Turgeon	1980-81 - Danny Gare	1970-71 - Gil Perreault
& Daren Pappa	1979-80 - Danny Gare	



Tim Horton Memorial Award - Named in honor of the late Sabres' defenseman. It is presented to the player whose performance is far superior to the public recognition he has received, and is based on a vote of the Booster Club Board of Directors' and members of the local sports media (known as Unsung Hero Award before 1975).

1997-98 - Alexei Zhitnik	1987-88 - Scott Arniel	1977-78 - Gary McAdam
1996-97 - Dixon Ward	1986-87 - Scott Arniel	1976-77 - Jim Lorentz
1995-96 - Randy Burridge	1985-86 - Mike Ramsey	1975-76 - Brian Spencer
1994-95 - Wayne Presley	1984-85 - Dave Fenyves	1974-75 - Bill Hajt
1993-94 - Craig Muni	1983-84 - Ric Seiling	1973-74 - Craig Ramsay
1992-93 - Doug Bodger	1982-83 - Brent Peterson	1972-73 - Jim Lorentz
1991-92 - Randy Wood	1981-82 - Mike Ramsey	1971-72 - Don Luce
1990-91 - Grant Ledyard	1980-81 - Andre Savard	1970-71 - Gerry Meehan
1989-90 - Uwe Krupp	1979-80 - Bill Hajt	
1988-89 - Mark Napier	1978-79 - Ric Seiling	

Fred T. Hunt Memorial Trophy - Named in honor of the late Buffalo Sabres' Assistant General Manager, and former player, coach and general manager of the Buffalo Bisons. It is presented to the outstanding rookie as selected by the Booster Club Board of Directors and members of the local sports media.

1997-98 - None Awarded	1990-91 - None Awarded	1983-84 - Tom Barrasso
1996-97 - Wayne Primeau	1989-90 - Dave Snuggerud	1982-83 - Phil Housley
1995-96 - Mike Wilson	1988-89 - Benoit Hogue	1981-82 - Jean Francois Sauve
1994-95 - None Awarded	1987-88 - Ray Sheppard	1980-81 - Alan Haworth
1993-94 - Derek Plante	1986-87 - Christian Ruuttu	1979-80 - Lindy Ruff
1992-93 - Richard Smehlik	1985-86 - Steve Dykstra	1978-79 - Bill Stewart
1991-92 - Donald Audette	1984-85 - John Tucker	1977-78 - Don Edwards

The Star of Stars Trophy - Presented to the player with the most consistent performance in home games as reflected in the Three Star selections, which are chosen by members of the local sports media.

1997-98 - Dominik Hasek	1987-88 - Tom Barrasso	1978-79 - Rick Martin
1996-97 - Dominik Hasek	1986-87 - Mike Foligno & Phil Housley	1977-78 - Don Edwards
1995-96 - Dominik Hasek	1985-86 - Mike Foligno	1976-77 - Gil Perreault
1994-95 - Dominik Hasek	1984-85 - Gil Perreault	1975-76 - Craig Ramsay
1993-94 - Dominik Hasek	1983-84 - Gil Perreault	1974-75 - Rene Robert
1992-93 - Alexander Mogilny	1982-83 - Phil Housley	1973-74 - Rick Martin
1991-92 - Pat LaFontaine	1981-82 - Ric Seiling	1972-73 - Gil Perreault
1990-91 - Dale Hawerchuk	1980-81 - Danny Gare	1971-72 - Roger Crozier
1989-90 - Pierre Turgeon	1979-80 - Gil Perreault	
1988-89 - Phil Housley		

The Punch Imlach Memorial Award - Named after the late General Manager and Coach of the Sabres. It is presented to the player who displays dedication and leadership in the winning tradition that Punch Imlach brought to the Sabre organization and professional hockey.

1997-98 - Michael Peca	1993-94 - Dale Hawerchuk	1989-90 - Mike Ramsey
1996-97 - Garry Galley	1992-93 - Pat LaFontaine	1988-89 - Mark Napier
1995-96 - Randy Burridge	1991-92 - Mike Ramsey	1987-88 - Mike Ramsey
1994-95 - Dave Hanman	1990-91 - Clint Malarchuk	

SABRES FACT

Sabre honorees in the Greater Buffalo Sports Hall of Fame include all three members of "The French Connection" - Gilbert Perreault, Rick Martin, and Rene Robert - as well as Seymour and Northrup Knox, Danny Gare, Craig Ramsay, Don Luce, Ted Darling and Mike Ramsey.

SABRES MAJOR TRANSACTIONS - 1970-1998

Date	Transaction
6-9-70	Selected Kevin O'Shea, Cliff Schmutz, Brian McDonald and Bill Inglis in the Inter-League Draft.
6-9-70	Claimed Joe Daley on waivers from Pittsburgh.
6-10-70	Selected Tom Webster, Al Hamilton, Don Marshall, Tracy Pratt, Jim Watson, Francois Lacombe, Phil Goyette, Reg Fleming, Mike McMahon, Skip Krake, Jean-Guy Lagace, Craig Cameron, Chris Evans, Doug Barrie, Gerry Meehan, Paul Terbenche, Brian Perry, Howie Menard, Rocky Farr and Gary Edwards in the NHL Expansion Draft.
6-10-70	Traded Tom Webster to Detroit for Roger Crozier.
6-10-70	Purchased Ted Hodgson from the N.Y. Rangers.
9-2-70	Purchased Floyd Smith and Brent Imlach from Toronto.
10-2-70	Traded Craig Cameron to St. Louis for Ron Anderson.
10-9-70	Purchased Dave Dryden from Pittsburgh.
10-19-70	Purchased Bill Sutherland from Philadelphia.
10-19-70	Traded Bill Sutherland to St. Louis for future considerations.
11-2-70	Claimed Steve Atkinson on waivers from Boston.
11-2-70	Claimed Paul Andrea on waivers from California.
11-3-70	Claimed Bob Baun on waivers from Detroit.
11-4-70	Traded Bob Baun to St. Louis for Jean-Guy Talbot and Larry Keenan.
11-25-70	Traded Mike McMahon to Los Angeles for Eddie Shack and Dick Duff.
12-28-70	Lost Cliff Schmutz on waivers to Philadelphia.
1-24-71	Traded Jean-Guy Legace to Pittsburgh for Terry Ball.
5-25-71	Traded Joe Daley to Detroit for Don Luce and Mike Robitaille.
6-8-71	Selected Danny Lawson from Minnesota, Rod Zaine from Pittsburgh, Rene Robert and Ken Murray from Toronto, Ray McKay from Chicago, Tom Miller from Detroit and Hugh Harris from Montreal and lost Don Marshall to Toronto, Gary Edwards to Los Angeles and Rene Robert to Pittsburgh in Intra-League Draft.
11-16-71	Traded Larry Keenan to Philadelphia for Larry Mickey.
12-16-71	Traded Doug Barrie and Mike Keeler to Los Angeles for Mike Byers and Larry Hillman.
1-14-72	Traded a second-round draft choice in 1972 (Larry Sacharuk) to the New York Rangers for Jim Lorentz.
3-3-72	Lost Kevin O'Shea on waivers to St. Louis.
3-4-72	Traded Eddie Shack to Pittsburgh for Rene Robert.
3-5-72	Traded Chris Evans to St. Louis for George Morrison and a second-round draft choice in 1972 (Larry Carriere).
3-5-72	Sold Phil Goyette to the N.Y. Rangers.
6-5-72	Acquired Tim Horton from Pittsburgh in Intra-League Draft.
6-6-72	Lost Tom Miller and Ken Murray to the N.Y. Islanders and Rod Zaine to Atlanta in the Expansion Draft.
6-18-72	Purchased Rod Busniuk from Montreal.
2-14-73	Traded Butch Deadmarsh to Atlanta for Norm Gratton.
6-12-73	Lost Ray McKay to California and acquired Joe Norris from St. Louis in the Intra-League Draft.
6-14-73	Traded Jake Rathwell to St. Louis for Paul Curtis.
12-27-73	Traded Tracy Pratt and John Gould to Vancouver for Jerry Korab.
1-21-74	Traded Paul Curtis to the N.Y. Rangers for Real Lemieux.
3-10-74	Traded Doug Rombough to the N.Y. Islanders for Brian Spencer.
6-10-74	Lost Ron Busniuk to Detroit in Intra-League Draft.
6-12-74	Lost Paul Terbenche to Kansas City and Steve Atkinson and Randy Wyzub to Washington in the Expansion Draft.
10-14-74	Traded Gerry Meehan and Mike Robitaille to Vancouver for Jocelyn Guevremont and Bryan McSheffrey.
1-27-75	Traded Norm Gratton and a third-round draft choice in 1976 (Ron Zanussi) to Minnesota for Fred Stanfield.
3-3-75	Traded the rights to Garry Lariviere to the N.Y. Islanders for the rights to Gerry Desjardins.
10-1-75	Sold Rocky Farr to Kansas City.
10-1-75	Traded Larry Carriere, a first-round draft choice in 1976 (Greg Carroll) and cash to Atlanta for Jacques Richard.
6-11-76	Traded the rights to free agent Peter McNab to Boston for the rights to free agent Andre Savard.
3-3-77	Sold Roger Crozier to Washington.
9-20-77	Traded Brian Spencer to Pittsburgh for Ron Schock.

Date	Transaction
2-6-79	Traded Gary McAdam to Pittsburgh for Dave Schultz.
3-12-79	Traded Jocelyn Guevremont to the N.Y. Rangers for a third-round draft choice in 1979 (Jacques Cloutier) and a third-round draft choice in 1980 (Sean McKenna).
6-13-79	Lost Lee Fogolin and Ron Areshenkoff to Edmonton, Terry Martin to Quebec and Dave Given to Hartford in the Expansion Draft.
10-5-79	Traded Rene Robert to Colorado for John Van Boxmeer.
11-13-79	Traded Alex Tidey to Edmonton for John Gould.
3-10-80	Traded Jerry Korab to Los Angeles for a first-round draft choice in 1982 (Phil Housley).
10-30-80	Traded Bill Stewart to St. Louis for Bob Hess and a fourth-round draft choice in 1981 (Anders Wickenberg).
1-12-81	Lost Rick Dudley on waivers to Winnipeg.
3-10-81	Traded Rick Martin to Los Angeles for a third-round draft choice in 1981 (Colin Chisholm) and a first-round draft choice in 1983 (Tom Barrasso).
3-10-81	Traded Don Luce to Los Angeles for a sixth-round draft choice in 1982 (Jeff Parker) and cash.
10-5-81	Acquired Yvon Lambert from Montreal and lost Rob McClanahan to Hartford in Waiver Draft.
12-2-81	Traded Jim Schoenfeld, Danny Gare and Derek Smith to Detroit for Mike Foligno, Dale McCourt and Brent Peterson.
12-2-81	Traded Bob Sauve to Detroit for a conditional first-round draft choice (Sauve was returned to the Sabres after the 1981-82 season).
2-8-82	Acquired Paul Harrison on waivers from Pittsburgh.
6-9-82	Traded Alan Haworth and a third-round draft choice in 1982 (Milan Novy) to Washington for a second-round draft choice (Mike Anderson) and a fourth-round draft choice (Timo Jutila) in 1982.
6-9-82	Traded Don Edwards, Richie Dunn, a second-round draft choice in 1982 (Rich Kromm) and a first-round draft choice in 1983 (Dan Quinn) to Calgary for a first-round draft choice (Paul Cyr) and second-round draft choice (Jens Johansson) in 1982 and a first-round draft choice (Norm Lacombe) and a second-round draft choice in 1983 (John Tucker).
6-9-82	Traded a 12th-round draft choice in 1982 (Marco Callas) to Washington for a 12th-round draft choice in 1983 (Kermit Salfi)
6-6-83	Traded Tony McKeegney, Andre Savard, J.F. Sauve and a third-round draft choice in 1983 (Iirvo Jarvi) to Quebec for Real Cloutier and a first-round draft choice in 1983 (Adam Creighton).
10-3-83	Lost John Van Boxmeer to Quebec in the Waiver Draft.
12-6-84	Traded Steve Patrick and Jim Wiemer to the N.Y. Rangers for Dave Maloney and Chris Renaud.
9-9-85	Purchased Don Lever from New Jersey.
10-4-85	Traded Randy Cunneynworth and Mike Moller to Pittsburgh for Pat Hughes.
10-7-85	Lost Brent Peterson to Vancouver in the Waiver Draft.
10-15-85	Traded Bob Sauve to Chicago for a third-round draft choice in 1985 (Kevin Kerr).
1-30-86	Traded Larry Playfair, Sean McKenna and Ken Baumgartner to Los Angeles for Brian Engblom and Doug Smith.
3-11-86	Traded a 12th-round draft choice in 1986 (Doug Kirton) to New Jersey for Phil Russell.
4-22-86	Traded a third-round draft choice in 1987 (Ross Wilson) to Los Angeles for an eighth-round draft choice in 1987 (Tim Roberts) and future considerations.
6-21-86	Traded Gilles Hamel to Winnipeg for Scott Arniel.
10-3-86	Traded Brian Engblom to Calgary for Jim Korn.
10-6-86	Acquired Clark Gillies from the N.Y. Islanders and Wilf Paiement from the N.Y. Rangers while losing Pat Hughes to St. Louis and Mal Davis to Los Angeles in the Waiver Draft.
10-7-86	Traded Ric Seiling to Detroit for future considerations.
11-19-86	Traded a second-round draft choice in 1988 (Martin St. Amour) to Montreal for Tom Kurvers.
3-6-87	Traded Norm Lacombe, the professional rights to Wayne Van Dorp and a fourth-round draft choice in 1987 (Peter Eriksson) to Edmonton for Mark Napier, Lee Fogolin and a fourth-round draft choice in 1987 (John Bradley).
5-22-87	Traded Jim Korn to New Jersey for Jan Ludvig.
6-13-87	Traded Tom Kurvers to New Jersey for a third-round draft choice in 1987 (Andrew MacVicar) and a 10th-round draft choice in 1989 (Mark Astley).
10-5-87	Acquired Ed Hospodar from Philadelphia and Kevin Maguire from Toronto and lost Dave Fenyves to Philadelphia in the Waiver Draft.
10-13-87	Traded Andy Ristau to Minnesota for a sixth-round draft choice in 1988 (David Di Vita).
12-31-87	Traded Paul Cyr and a 10th-round draft choice in 1988 (Eric Fenton) to the N.Y. Rangers for Mike Donnelly and a fifth-round draft choice in 1988 (Alexander Mogilny).
2-11-88	Traded Steve Dykstra and a seventh-round draft choice in 1989 (Davis Payne) to Edmonton for Scott Metcalfe and a ninth-round draft choice in 1989 (Donald Audette).
10-3-88	Acquired Steve Smith from Calgary and lost Doug Smith to Edmonton and Jim Hofford to Los Angeles in the Waiver Draft.

Date	Transaction
10-3-88	Acquired Wayne Van Dorp from Pittsburgh for a seventh-round draft choice in 1990 (Pat Neaton).
10-21-88	Traded Bob Logan and a ninth-round draft choice in 1989 (Jim Giacini) to Los Angeles for Larry Playfair.
11-12-88	Traded Tom Barrasso and a third-round draft choice in 1990 (Joe Dziedzic) to Pittsburgh for Doug Bodger and Darrin Shannon.
12-26-88	Traded Adam Creighton and future considerations to Chicago for Rick Vaive and future considerations.
2-16-89	Traded Wayne Van Dorp to Chicago for a seventh-round draft choice in 1990 (Viktor Gordiuk).
3-6-89	Traded Calle Johansson and a second-round draft choice in 1989 (Byron Dafeo) to Washington for Clint Malarchuk, Grant Ledyard and a sixth-round draft choice in 1991 (Brian Holzinger).
3-7-89	Traded Lindy Ruff to the N.Y. Rangers for a fifth-round draft choice in 1990 (Richard Smehlik).
6-1-89	Traded Mark Ferner to Washington for Scott McCrory.
6-17-89	Traded Joe Reekie to the N.Y. Islanders for a sixth-round draft choice in 1989 (Bill Pye).
9-29-89	Traded Jacques Cloutier and a sixth-round draft choice in 1990 (Derek Edergerly) to Chicago for Steve Ludzik and a fifth-round draft choice in 1990 (Todd Bojoun).
10-2-89	Lost Mikael Andersson to Hartford in the Waiver Draft.
10-4-89	Traded a fourth-round draft choice in 1991 (Keith Redmond) to Los Angeles for Dean Kennedy.
11-24-89	Traded Bob Halkidis and future considerations to Los Angeles for Dale DeGray and future considerations.
1-5-90	Traded John Tucker to Washington for future considerations.
3-5-90	Traded Kevin Maguire and a second-round draft choice in 1990 (Mikael Renberg) to Philadelphia for Jay Wells and a fourth-round draft choice in 1991 (Peter Ambroziak).
6-16-90	Traded Phil Housley, Scott Arniel, Jeff Parker and a first-round draft choice in 1990 (Keith Tkachuk) to Winnipeg for Dale Hawerchuk and a first-round draft choice in 1990 (Brad May).
7-3-90	Purchased John Tucker from the Washington Capitals.
7-9-90	Traded Ray Sheppard to the N.Y. Rangers for cash and future considerations.
9-30-90	Traded Mike Donnelly to Los Angeles for Mikko Makela. Traded Shawn Anderson to Washington for Bill Houlder.
12-17-90	Traded Mike Foligno and an eighth-round draft choice in 1991 (Thomas Kucharcik) to Toronto for Lou Franceschetti and Brian Curran.
1-21-91	Traded John Tucker to the N.Y. Islanders for future considerations.
3-5-91	Traded the rights to Ken Priestley to Pittsburgh for Tony Tanti. Acquired Steve Weeks from Vancouver for future considerations.
5-26-91	Traded Darcy Wakaluk to Minnesota for an eighth-round draft choice in 1991 (Jiri Kuntos).
5-30-91	Lost Greg Paslawski to San Jose in the expansion draft.
6-22-91	Acquired Tom Draper from Winnipeg for future considerations (Buffalo's seventh-round choice in 1992 - Artur Oktyabrev).
10-11-91	Traded Darrin Shannon, Dean Kennedy and Mike Hartman to Winnipeg for Dave McLlwain, Gord Donnelly, Winnipeg's fifth-round choice (Yuri Khmylev) in 1992 and future considerations.
10-24-91	Acquired Colin Patterson from Calgary for future considerations.
10-25-91	Traded Pierre Turgeon, Uwe Krupp, Dave McLlwain and Benoit Hogue to the N.Y. Islanders for Pat LaFontaine, Randy Wood and Randy Hillier.
3-9-92	Traded Dave Snuggerd to San Jose for Wayne Presley. Traded Jay Wells to the N.Y. Rangers for Randy Moller.
3-10-92	Traded Kevin Haller to Montreal for Petr Svoboda. Acquired Dave Hannan from Toronto for a sixth-round draft choice (Chris Deruiter) in 1992.
6-15-92	Traded Christian Ruuttu and future considerations to Winnipeg for Stephane Beauregard.
6-18-92	Lost Darcy Loewen and Brad Miller to Ottawa in the expansion draft.
8-7-92	Traded Stephane Beauregard and future considerations (fourth-round pick in 1993 - Eric Daze) to Chicago for Dominik Hasek.
2-3-93	Traded Dave Andreychuk, Daren Puppa, and the team's first-round draft choice in 1993 (Kenny Jonsson) to Toronto for Grant Fuhr and the Maple Leafs' fifth-round pick (Kevin Popp) in the 1995 Entry Draft.
3-22-93	Traded Mike Ramsey to the Pittsburgh Penguins for Bob Errey.
6-24-93	Lost Bill Houlder and Bob Corkum to Anaheim in the expansion draft.
9-1-93	Traded Jozef Cierny and a future draft choice (fourth round in 1994 - Jussi Tarvainen) to Edmonton for Craig Simpson.
9-30-93	Traded Tom Draper to the New York Islanders for future considerations (Steve Plouffe, 7th-round choice, 1994 Entry Draft).
10-27-93	Traded Keith Carney and a future draft choice (sixth-round pick in 1995 - Marc Magliarditi) to Chicago for Craig Muni and Chicago's fifth-round choice in 1995 (Daniel Bienvenue).
12-15-93	Traded Gord Donnelly to the Dallas Stars for James Black and a conditional draft choice in 1994 (Steve Webb).



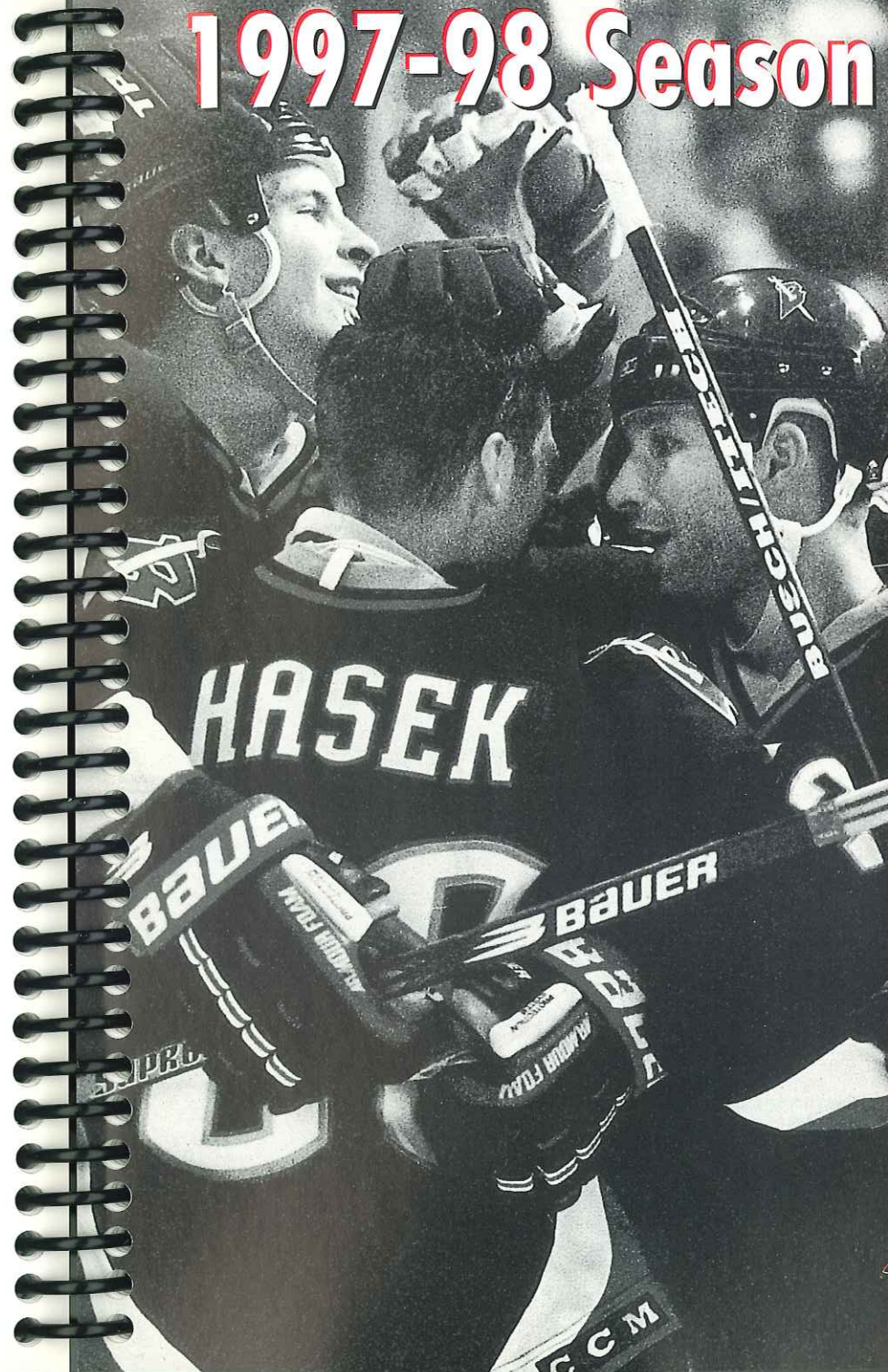
Date	Transaction
7-8-94	Acquired Kevin McClelland from the Winnipeg Jets in exchange for future considerations.
7-26-94	Traded Sean O'Donnell to the Los Angeles Kings for Doug Houda.
1-18-95	Lost Randy Wood to Toronto in the Waiver Draft.
2-14-95	Traded Philippe Boucher, Grant Fuhr, and Denis Tsygurov to Los Angeles for Charlie Huddy, Robb Stauber, Alexei Zhitnik, and a fifth-round draft choice in 1995 (Marian Menhart).
4-7-95	Traded Petr Svoboda to Philadelphia for Garry Galley. Traded Ken Sutton to Edmonton for Scott Pearson.
7-8-95	Traded Alexander Mogilny and a fifth-round draft choice in 1995 (Todd Norman) to Vancouver for Mike Peca, Mike Wilson, and a first-round draft choice in 1995 (Jay McKee).
10-2-95	Lost Bob Sweeney to N.Y. Islanders and claimed Brent Hughes from Boston and Rob Conn from New Jersey in the Waiver Draft.
11-16-95	Traded Doug Bodger to San Jose for Vaclav Varada, Martin Spanhel, Philadelphia's fourth-round draft pick in 1996 (Mike Martone), and either the Flyers' or Toronto's first-round draft pick in 1996 (to be determined by Philadelphia prior to the draft).
2-1-96	Acquired Bob Boughner from the Florida Panthers in exchange for a conditional fourth-round draft choice in 1996 (Chris Allen).
2-15-96	Traded Craig Muni and the first-round draft pick in the 1996 draft (Daniel Briere) acquired in the three-team trade in November, 1995 involving San Jose, Philadelphia, and Buffalo, in exchange for Darryl Shannon and Michal Grosek.
3-19-96	Traded Charlie Huddy and a seventh-round draft pick in 1996 (Daniel Corso) to the St. Louis Blues for Denis Hamel.
3-20-96	Traded Dave Hannan to the Colorado Avalanche for a sixth-round draft choice in the 1996 NHL Entry Draft. Also traded Yuri Khmylev and an eighth-round pick in 1996 (Andrei Podkonicky) to St. Louis for a second-round draft choice in 1996 (Cory Sarich), a third-round pick in 1997, and defenseman Jean-Luc Grand-Pierre.
3-18-97	Traded Barrie Moore and Craig Millar to Edmonton in exchange for Miroslav Satan.
9-24-97	Acquired Jason Woolley from the Pittsburgh Penguins in exchange for a 1998 fifth-round draft choice (Robert Scuderi).
9-29-97	Traded Pat LaFontaine to the New York Rangers in exchange for a second-round draft pick in 1998 (Andrew Peters) and future considerations.
11-12-97	Traded Andrei Trefilov to the Chicago Blackhawks for an undisclosed 1998 draft choice.
2-4-98	Acquired Geoff Sanderson from the Vancouver Canucks in exchange for Brad May and a third-round draft pick in 1999.
3-24-98	Acquired Paul Kruse and Jason Holland from the N.Y. Islanders in exchange for Jason Dawe. Note: Holland was assigned to Rochester following trade.
6-18-98	Acquired Kay Whitmore, a second-round draft choice in 1998 (Jaroslav Kristek) and future considerations from the San Jose Sharks in exchange Steve Shields and a fourth-round draft pick in 1998 (Miroslav Zalesak). Note: Did not extend qualifying offer to Whitmore (on 7-1-98), making goaltender an unrestricted free agent.
6-26-98	Bob Boughner selected by the Nashville Predators in the 1998 Expansion Draft held in Buffalo.

SABRES FACT

Buffalo had almost 200 less man-games lost due to injury in 1997-98 than in 1996-97. The Sabres' 115 man-games lost marked the team's lowest total since 108 in 1981-82. The following are yearly totals of man-games lost to injury:

1997-98 - 115	1986-87 - 192
1996-97 - 314	1985-86 - 279
1995-96 - 260	1984-85 - 155
1994-95 - 164	1983-84 - 145
1993-94 - 291	1982-83 - 123
1992-93 - 238	1981-82 - 108
1991-92 - 143	1980-81 - 160
1990-91 - 235	1979-80 - 45
1989-90 - 206	1978-79 - 187
1988-89 - 334	1977-78 - 233
1987-88 - 390	1976-77 - 93

1997-98 Season



1997-98 FINAL STANDINGS

EASTERN CONFERENCE

NORTHEAST DIVISION

	GP	W	L	T	GF	GA	PTS	PCTG
X-PITTSBURGH (2)	82	40	24	18	228	188	98	.598
X-BOSTON (5)	82	39	30	13	221	194	91	.555
X-BUFFALO (6)	82	36	29	17	211	187	89	.543
X-MONTREAL (7)	82	37	32	13	235	208	87	.530
X-OTTAWA (8)	82	34	33	15	193	200	83	.506
CAROLINA (9)	82	33	41	8	200	219	74	.451

ATLANTIC DIVISION

	GP	W	L	T	GF	GA	PTS	PCTG
X-NEW JERSEY (1)	82	48	23	11	225	166	107	.652
X-PHILADELPHIA (3)	82	42	29	11	242	193	95	.579
X-WASHINGTON (4)	82	40	30	12	219	202	92	.561
NY ISLANDERS (10)	82	30	41	11	212	225	71	.433
NY RANGERS (11)	82	25	39	18	197	231	68	.415
FLORIDA (12)	82	24	43	15	203	256	63	.384
TAMPA BAY (13)	82	17	55	10	151	269	44	.268

WESTERN CONFERENCE

CENTRAL DIVISION

	GP	W	L	T	GF	GA	PTS	PCTG
X-DALLAS (1)	82	49	22	11	242	167	109	.665
X-DETROIT (3)	82	44	23	15	250	196	103	.628
X-ST LOUIS (4)	82	45	29	8	256	204	98	.598
X-PHOENIX (6)	82	35	35	12	224	227	82	.500
CHICAGO (9)	82	30	39	13	192	199	73	.445
TORONTO (10)	82	30	43	9	194	237	69	.421

PACIFIC DIVISION

	GP	W	L	T	GF	GA	PTS	PCTG
X-COLORADO (2)	82	39	26	17	231	205	95	.579
X-LOS ANGELES (5)	82	38	33	11	227	225	87	.530
X-EDMONTON (7)	82	35	37	10	215	224	80	.488
X-SAN JOSE (8)	82	34	38	10	210	216	78	.476
CALGARY (11)	82	26	41	15	217	252	67	.409
ANAHEIM (12)	82	26	43	13	205	261	65	.396
VANCOUVER (13)	82	25	43	14	224	273	64	.390

X-QUALIFIED FOR STANLEY CUP PLAYOFFS

1998 STANLEY CUP PLAYOFF REVIEW

Conference Quarterfinals

Ottawa defeated New Jersey (4 games to 2)
 Montreal defeated Pittsburgh (4 games to 2)
 Buffalo defeated Philadelphia (4 games to 1)
 Washington defeated Boston (4 games to 2)
 Dallas defeated San Jose (4 games to 2)
 Edmonton defeated Colorado (4 games to 3)
 Detroit defeated Phoenix (4 games to 2)
 St. Louis defeated Los Angeles (4 games to 0)

Conference Semifinals

Washington defeated Ottawa (4 games to 1)
 Buffalo defeated Montreal (4 games to 0)
 Dallas defeated Edmonton (4 games to 1)
 Detroit defeated St. Louis (4 games to 2)

Conference Finals

Washington defeated Buffalo (4 games to 2)
 Detroit defeated Dallas (4 games to 2)

Stanley Cup Finals

Detroit defeated Washington (4 games to 0)

INDIVIDUAL SCORING LEADERS

PLAYER	TEAM	GP	G	A	PTS	+/-	PIM	PP	SH	GW	GT	S	PCTG
J. JAGR	PITTSBURGH	77	35	67	102	17	64	7	0	8	2	262	13.4
P. FORSBERG	COLORADO	72	25	66	91	6	94	7	3	7	1	202	12.4
P. BURE	VANCOUVER	82	51	39	90	5	48	13	6	4	1	329	15.5
W. GRETZKY	NY RANGERS	82	23	67	90	11-	28	6	0	4	2	201	11.4
J. LECLAIR	PHILADELPHIA	82	51	36	87	30	32	16	0	9	1	303	16.8
Z. PALFFY	NY ISLANDERS	82	45	42	87	2-	34	17	2	5	1	277	16.2
R. FRANCIS	PITTSBURGH	81	25	62	87	12	20	7	0	5	2	189	13.2

DEFENCEMEN SCORING LEADERS

PLAYER	TEAM	GP	G	A	PTS	+/-	PIM	PP	SH	GW	GT	S	PCTG
N. LIDSTROM	DETROIT	80	17	42	59	22	18	7	1	1	1	205	8.3
S. NIEDERMAYER	NEW JERSEY	81	14	43	57	5	27	11	0	1	0	175	8.0
S. ZUBOV	DALLAS	73	10	47	57	16	16	5	1	2	1	148	6.8
S. DUCHESNE	ST LOUIS	80	14	42	56	9	32	5	1	1	0	153	9.2
L. MURPHY	DETROIT	82	11	41	52	35	37	2	1	2	0	129	8.5

INDIVIDUAL LEADERS

GOAL SCORING				ASSISTS			
NAME	TEAM	GP	G	NAME	TEAM	GP	A
TEEMU SELANNE	ANAHEIM	73	52	JAROMIR JAGR	PITTSBURGH	77	67
PETER BONDRA	WASHINGTON	76	52	WAYNE GRETZKY	NY RANGERS	82	67
JOHN LECLAIR	PHILADELPHIA	82	51	PETER FORSBERG	COLORADO	72	66
PAVEL BURE	VANCOUVER	82	51	RON FRANCIS	PITTSBURGH	81	62
ZIGMUND PALFFY	NY ISLANDERS	82	45	JOZEF STUMPFL	LOS ANGELES	77	58
				ADAM OATES	WASHINGTON	82	58

POWER PLAY GOALS

NAME	TEAM	GP	PP	NAME	SHORT HAND GOALS	GP	SH
ZIGMUND PALFFY	NY ISLANDERS	82	17	JEFF FRIESEN	SAN JOSE	79	6
JOHN LECLAIR	PHILADELPHIA	82	16	PAVEL BURE	VANCOUVER	82	6
BRENDAN SHANAHAN	DETROIT	75	15	MIKE MODANO	DALLAS	52	5
STU BARNES	PITTSBURGH	78	15	MICHAEL PECA	BUFFALO	61	5
SHAYNE CORSON	MONTREAL	62	14	PETER BONDRA	WASHINGTON	76	5
JOE NIEUWENDYK	DALLAS	73	14	BOB CORKUM	PHOENIX	76	5

POWER PLAY ASSISTS

NAME	TEAM	GP	PPA	NAME	SHORT HAND ASSISTS	GP	SHA
JAROMIR JAGR	PITTSBURGH	77	31	BRET HEDICAN	VANCOUVER	71	7
PETER FORSBERG	COLORADO	72	30	THEOREN FLEURY	CALGARY	82	5
SERGEI ZUBOV	DALLAS	73	29	MICHAEL PECA	BUFFALO	61	4
SANDIS OZOLINSH	COLORADO	66	26	SIX OTHER PLAYERS WITH FOUR			
NICKLAS LIDSTROM	DETROIT	80	26				

POWER PLAY POINTS

NAME	TEAM	GP	PPP	NAME	SHORT HAND POINTS	GP	SHP
JAROMIR JAGR	PITTSBURGH	77	38	MICHAEL PECA	BUFFALO	61	9
PETER FORSBERG	COLORADO	72	37	PAVEL BURE	VANCOUVER	82	9
SANDIS OZOLINSH	COLORADO	66	35	MIKE MODANO	DALLAS	52	7
ZIGMUND PALFFY	NY ISLANDERS	82	35	BRET HEDICAN	VANCOUVER	71	7
SERGEI ZUBOV	DALLAS	73	34	JEFF FRIESEN	SAN JOSE	79	7
BRIAN LEETCH	NY RANGERS	76	34	THEOREN FLEURY	CALGARY	82	7

GAME WINNING GOALS

NAME	TEAM	GP	GW	NAME	GAME TYING GOALS	GP	GT
PETER BONDRA	WASHINGTON	76	13	PAT LAFONTAINE	NY RANGERS	67	3
JOE NIEUWENDYK	DALLAS	73	11	TEEMU SELANNE	ANAHEIM	73	3
TEEMU SELANNE	ANAHEIM	73	10	ADAM DEADMARSH	COLORADO	73	3
BRENDAN SHANAHAN	DETROIT	75	9	23 PLAYERS WITH TWO			
JOHN LECLAIR	PHILADELPHIA	82	9				

SHOTS

NAME	TEAM	GP	S	NAME	PLUS/MINUS	GP	+/-
PAVEL BURE	VANCOUVER	82	329	CHRIS PRONGER	ST LOUIS	81	47
JOHN LECLAIR	PHILADELPHIA	82	303	LARRY MURPHY	DETROIT	82	35
TONY AMONTE	CHICAGO	82	296	JASON ALLISON	BOSTON	81	33
ALEXEI YASHIN	OTTAWA	82	291	RANDY MCKAY	NEW JERSEY	74	30
PETER BONDRA	WASHINGTON	76	284	JOHN LECLAIR	PHILADELPHIA	82	30
				DAINIUS ZUBRUS	PHILADELPHIA	69	29
				DARRYL SHANNON	BUFFALO	76	26



GOALTENDING LEADERS
(MIN. 26 GPI)

GOALS AGAINST AVERAGE					
GOALTENDER	TEAM	GPI	MINS	GA	AVG
ED BELFOUR	DALLAS	61	3581	112	1.88
MARTIN BRODEUR	NEW JERSEY	70	4128	130	1.89
TOM BARRASSO	PITTSBURGH	63	3542	122	2.07
DOMINIK HASEK	BUFFALO	72	4220	147	2.09
RON HEXTALL	PHILADELPHIA	46	2688	97	2.17
TREVOR KIDD	CAROLINA	47	2685	97	2.17
JAMIE MCLENNAN	ST LOUIS	30	1658	60	2.17

WINS

GOALTENDER	TEAM	GPI	MINS	W	L	T
MARTIN BRODEUR	NEW JERSEY	70	4128	43	17	8
ED BELFOUR	DALLAS	61	3581	37	12	10
OLAF KOLZIG	WASHINGTON	64	3788	33	18	10
CHRIS OSGOOD	DETROIT	64	3807	33	20	11
DOMINIK HASEK	BUFFALO	72	4220	33	23	13
TOM BARRASSO	PITTSBURGH	63	3542	31	14	13
PATRICK ROY	COLORADO	65	3835	31	19	13

SAVE PERCENTAGE

GOALTENDER	TEAM	GPI	MINS	GA	SA	SPCTG	W	L	T
DOMINIK HASEK	BUFFALO	72	4220	147	2149	.932	33	23	13
TOM BARRASSO	PITTSBURGH	63	3542	122	1556	.922	31	14	13
TREVOR KIDD	CAROLINA	47	2685	97	1238	.922	21	21	3
OLAF KOLZIG	WASHINGTON	64	3788	139	1729	.920	33	18	10
MARTIN BRODEUR	NEW JERSEY	70	4128	130	1569	.917	43	17	8
JEFF HACKETT	CHICAGO	58	3441	126	1520	.917	21	25	11

SHUTOUTS

GOALTENDER	TEAM	GPI	MINS	SO	W	L	T
DOMINIK HASEK	BUFFALO	72	4220	13	33	23	13
MARTIN BRODEUR	NEW JERSEY	70	4128	10	43	17	8
ED BELFOUR	DALLAS	61	3581	9	37	12	10
JEFF HACKETT	CHICAGO	58	3441	8	21	25	11
CURTIS JOSEPH	EDMONTON	71	4132	8	29	31	9
TOM BARRASSO	PITTSBURGH	63	3542	7	31	14	13

1997-98 NHL AWARD WINNERS

- Hart Memorial Trophy: **DOMINIK HASEK, BUFFALO**
- Lester B. Pearson Award: **DOMINIK HASEK, BUFFALO**
- Vezina Trophy: **DOMINIK HASEK, BUFFALO**
- Bill Masterton Trophy: Jamie McLennan, St. Louis
- King Clancy Memorial Trophy: Kelly Chase, St. Louis
- Jack Adams Award: Pat Burns, Boston
- Lady Byng Memorial Trophy: Ron Francis, Pittsburgh
- Calder Memorial Trophy: Sergei Samonov, Boston
- Frank J. Selke Trophy: Jere Lehtinen, Dallas
- James Norris Memorial Trophy: Rob Blake, Los Angeles
- Art Ross Trophy: Jaromir Jagr, Pittsburgh
- William M. Jennings Trophy: Martin Brodeur & Mike Dunham, New Jersey
- Conn Smythe Trophy: Steve Yzerman, Detroit
- Lester Patrick Trophy: Neal Broten, Peter Karmanos, John Mayasich, Max McNab
- Presidents' Trophy: Dallas Stars

1997 PRESEASON RESULTS

- 9/13 BUFFALO 3 Ottawa 3 (at Hamilton, ONT)
- #9/14 TORONTO 3 Buffalo 2 (at Toronto, ONT)
- #9/16 Toronto 3 BUFFALO 2 (at Fort Erie, ONT)
- #9/17 BUFFALO 4 Toronto 3 (at Niagara Falls, NY)
- 9/18 Buffalo 3 CAROLINA 3
- 9/19 PITTSBURGH 2 Buffalo 1 (at Huntsville, AL)
- 9/21 PITTSBURGH 3 Buffalo 2 (at Cleveland, OH)
- 9/23 TORONTO 3 Buffalo 2
- 9/25 Toronto 3 BUFFALO 2
- 9/26 OTTAWA 3 Buffalo 2
- 9/27 Carolina 3 BUFFALO 2
- # - prospects game

BUFFALO SABRES 1997 PRESEASON SCORING

No. Name	GP	G	A	PTS	PIM	PP	SH	GW	GT	+/-	Shots(*)
19 Brian Holzinger	6	3	2	5	2	1	0	0	0	-1	15
26 Derek Plante	6	2	3	5	2	1	0	0	0	-1	11
15 Dixon Ward	6	0	4	4	2	0	0	0	0	-1	10
28 Donald Audette	4	2	2	4	8	1	0	0	1	E	11
73 Erik Rasmussen	6	1	3	4	4	0	0	0	0	E	14
81 Miroslav Satan	7	1	2	3	6	0	0	0	0	E	14
18 Michal Grosek	5	1	2	3	12	0	0	0	0	+2	6
10 Brad May	6	0	3	3	27	0	0	0	0	-2	12
17 Jason Dawc	6	2	0	2	2	2	0	0	0	-5	8
25 Vaclav Varada	5	2	0	2	2	0	0	0	0	-1	12
42 Richard Smehlik	6	0	2	2	8	0	0	0	0	-2	9
21 Mike Hurlbut	4	0	2	2	4	0	0	0	0	E	2
36 Matthew Barnaby	6	1	1	2	52	0	0	0	0	+1	7
32 Rob Ray	6	1	0	1	18	0	0	0	0	+1	4
37 Curtis Brown	6	1	0	1	0	0	0	0	0	E	12
74 Jay McKee	6	0	1	1	2	0	0	0	0	-1	12
4 Mike Wilson	7	0	1	1	0	0	0	0	0	E	9
6 Bob Boughner	5	0	1	1	27	0	0	0	0	+1	4
12 Randy Burridge	5	0	1	1	0	0	0	0	0	+1	6
76 Wayne Primeau	6	0	0	0	15	0	0	0	0	-1	7
8 Darryl Shannon	6	0	0	0	0	0	0	0	0	-1	11
45 Scott Nichol	5	0	0	0	21	0	0	0	0	+1	8
29 Patrice Tardif	4	0	0	0	7	0	0	0	0	-1	6
9 Shayne Wright	4	0	0	0	11	0	0	0	0	-2	3
33 Sergei Klimentiev	3	0	0	0	5	0	0	0	0	E	5
57 Cory Sarich	3	0	0	0	7	0	0	0	0	-1	2
5 Jason Woolley	3	0	0	0	2	0	0	0	0	-2	2
54 Alexei Tezikov	1	0	0	0	0	0	0	0	0	E	1
23 Darren Van Oene	1	0	0	0	0	0	0	0	0	E	n/a
Bench					2						

No. Goalie	GP	MIN	GAA	GA	SO	ENG	W-L-T	A	PIM	SPCTG
31 Steve Shields	5	189	1.59	5	0	0	0-1-2	0	0	.951
39 Dominik Hasek	4	209	3.16	11	0	0	0-3-0	0	4	.896
30 Andrei Trefilov	3	89	4.72	7	0	0	0-2-0	0	0	.857
TOTALS	8	489	2.82	23	0	0	0-6-2	0	4	.911

GOALS BY PERIOD					SHOTS BY PERIOD(*)						
	1	2	3	OT	TOT.		1	2	3	OT	TOT.
Buff.	6	6	5	0	17	Buff.	75	63	78	0	206
Opp.	12	6	5	0	23	Opp.	70	81	62	3	216

(*) - shot totals do not reflect Sept. 13 game vs. Ottawa

1998 PRESEASON SCHEDULE

Date	Opponent	Location
Wednesday, September 16	Klagenfurt	Klagenfurt, Austria
Friday, September 18	Tampa Bay	Innsbruck, Austria
Sunday, September 20	Toronto	Buffalo, New York
Tuesday, September 22	Ottawa	Kitchener, Ontario
Friday, September 25	Toronto	Toronto, Ontario
Saturday, September 26	Washington	Norfolk, Virginia
Saturday, October 3	Ottawa	Ottawa, Ontario
Tuesday, October 6	Florida	Binghamton, New York

ALL-TIME PRESEASON RESULTS

Year	Rec.	GF	GA	Year	Rec.	GF	GA
1970	1-4-4	20	32	1984	5-2-2	41	29
1971	3-1-5	29	27	1985	3-3-2	29	26
1972	4-2-2	18	14	1986	4-5-0	34	35
1973	0-6-2	17	28	1987	7-2-0	34	26
1974	4-4-0	24	27	1988	7-0-1	40	22
1975	3-6-0	25	35	1989	4-3-2	35	31
1976	4-5-1	27	29	1990	2-4-2	25	28
1977	3-3-4	28	27	1991	3-5-1	26	31
1978	5-6-0	37	42	1992	5-4-0	41	35
1979	3-6-2	36	38	1993	1-6-0	19	30
1980	4-5-2	35	43	1994	2-4-1	24	28
1981	2-5-3	40	41	1995	4-4-0	24	25
1982	5-2-4	46	41	1996	3-4-1	17	16
1983	2-8-0	32	50	1997	0-6-2	17	23

All-Time Preseason Record: 93-115-43

ALL-TIME PRESEASON RECORDS BY TEAM

TEAM	GP	W	L	T	GF	GA	PCT.
ATLANTA	2	0	1	1	5	6	.250
Boston	17	5	9	3	60	59	.382
CALIFORNIA	4	3	0	1	16	9	.875
Carolina	2	0	1	1	5	6	.250
HARTFORD	6	3	3	0	19	17	.500
Chicago	9	4	5	0	26	28	.444
Detroit	9	3	4	2	27	32	.444
Edmonton	4	1	3	0	17	17	.250
MINNESOTA	1	1	0	0	4	2	1.000
Montreal	16	5	8	3	51	66	.406
New Jersey	7	6	1	0	36	25	.857
COLORADO	1	1	0	0	4	2	1.000
N.Y. Islanders	30	9	15	6	95	107	.400
N.Y. Rangers	5	1	2	2	17	21	.400
OAKLAND	2	0	2	0	1	8	.000
Ottawa	2	0	1	1	5	6	.250
Philadelphia	23	6	13	4	69	79	.348
Pittsburgh	19	5	6	8	57	53	.474
QUEBEC	8	3	4	1	30	34	.438
St. Louis	5	2	2	1	11	15	.500
San Jose	2	1	1	0	5	9	.500
Tampa Bay	1	0	1	0	3	7	.000
Toronto	47	17	23	7	160	168	.436
Vancouver	3	0	2	1	9	11	.167
Washington	23	15	8	0	76	63	.652
* Others	3	2	0	1	12	9	.833

(Defunct teams in CAPS)

* - Team USA, Team Canada, U.S. Olympians

BUFFALO SABRES FINAL 1997-98 REGULAR SEASON STATS

POS	NO.	PLAYER	GP	G	A	PTS	+/-	PIM	PP	SH	GW	GT	S	PCTG	
L	81	Miroslav Satan	79	22	24	46	2	34	9	0	4	0	139	15.8	
D	44	Alexei Zhitnik	78	15	30	45	19	102	2	3	3	2	191	7.9	
R	28	Donald Audette	75	24	20	44	10	59	10	0	5	1	198	12.1	
C	27	Michael Peca	61	18	22	40	12	57	6	5	1	1	132	13.6	
R	17	Jason Dawe	(BUF) 68	19	17	36	10	36	4	1	3	1	115	16.5	
			(NYI) 13	1	2	3	2-	6	0	0	0	0	19	5.3	
			(TOT) 81	20	19	39	8	42	4	1	3	1	134	14.9	
C	19	Brian Holzinger	69	14	21	35	2-	36	4	2	1	1	116	12.1	
D	5	Jason Woolley	71	9	26	35	8	35	3	0	2	1	129	7.0	
C	26	Derek Plante	72	13	21	34	8	26	5	0	1	0	150	8.7	
L	18	Michal Grosek	67	10	20	30	9	60	2	0	1	0	114	8.8	
L	80	Geoff Sanderson	(CAR) 40	7	10	17	4-	14	2	0	0	1	96	7.3	
			(VAN) 9	0	3	3	1-	4	0	0	0	0	29	.0	
			(BUF) 26	4	5	9	6	20	0	0	2	0	72	5.6	
			(TOT) 75	11	18	29	1	38	2	0	2	1	197	5.6	
R	36	Matthew Barnaby	72	5	20	25	8	289	0	0	2	0	96	5.2	
L	37	Curtis Brown	63	12	12	24	11	34	1	1	2	1	91	13.2	
L	10	Brad May	(BUF) 36	4	7	11	2	113	0	0	0	0	41	9.8	
			(VAN) 27	9	3	12	0	41	4	0	2	0	56	16.1	
			(TOT) 63	13	10	23	2	154	4	0	2	0	97	13.4	
R	15	Dixon Ward	71	10	13	23	9	42	0	2	3	1	99	10.1	
D	8	Darryl Shannon	76	3	19	22	26	56	1	0	1	0	85	3.5	
D	42	Richard Smehlik	72	3	17	20	11	62	0	1	0	0	90	3.3	
D	74	Jay McKee	56	1	13	14	1-	42	0	0	0	0	55	1.8	
C	22	Wayne Primeau	69	6	6	12	9	87	2	0	1	0	51	11.8	
R	25	*Vaclav Varada	27	5	6	11	0	15	0	0	1	1	27	18.5	
L	12	Randy Burridge	30	4	6	10	0	0	1	0	1	0	40	10.0	
L	24	Paul Kruse	(NYI) 62	6	1	7	12-	138	0	0	2	1	44	13.6	
			(BUF) 12	1	1	2	1	49	0	0	0	0	8	12.5	
			(TOT) 74	7	2	9	11-	187	0	0	2	1	52	13.5	
D	4	Mike Wilson	66	4	4	8	13	48	0	0	1	0	52	7.7	
R	32	Rob Ray	63	2	4	6	2	234	1	0	1	0	19	10.5	
C	9	*Erik Rasmussen	21	2	3	5	2	14	0	0	0	0	28	7.1	
D	6	Bob Boughner	69	1	3	4	5	165	0	0	0	0	26	3.8	
G	39	Dominik Hasek	72	0	2	2	0	12	0	0	0	0	0	.0	
D	40	*Rumun Ndur	1	0	0	0	1-	2	0	0	0	0	0	.0	
D	21	Mike Hurlbut	3	0	0	0	1-	2	0	0	0	0	0	3	.0
C	45	*Scott Nichol	3	0	0	0	0	4	0	0	0	0	0	5	.0
G	31	*Steve Shields	16	0	0	0	0	17	0	0	0	0	0	.0	

NO.	GOALTENDER	GPI	MINS	AVG	W	L	T	EN	SO	GA	SA	SV%	G	A	PIM
39	Dominik Hasek	72	4220	2.09	33	23	13	3	13	147	2149	.932	0	2	12
31	*Steve Shields	16	785	2.83	3	6	4	0	0	37	408	.909	0	0	17
TOTALS		82	5019	2.24	36	29	17	3	13	187	2560	.927			

* - rookie



BUFFALO SABRES 1997-98 GAME-BY-GAME STATS

	#4 Wilson	#5 Woodley	#6 Boughner	#8 Shannon	#9 Rasmussen	#15 Ward
1-Oct	@ STL	0-1/0-0 +1	0-0/0-2 +1	0-0/0-0 E	0-1/2-2 +2	0-0/0-0 +1
3-Oct	@ WSH	0-0/0-1 E	INI	0-0/0-1 E	0-0/0-2 E	1-0/0-3 +1
5-Oct	@ TB	0-0/0-1 E	INI	0-0/0-0 E	0-0/0-2 +1	0-0/0-0 E
7-Oct	vs. DAL	0-0/2-2 -1	INI	0-0/0-0 +2	0-0/2-1 -3	0-0/0-3 -1
9-Oct	vs. WSH	0-0/4-1 +1	INI	0-0/0-1 -1	0-1/0-0 +2	1-0/2-1 E
11-Oct	@ NJ	0-0/0-2 E	INI	0-0/0-2 E	0-1/0-1 E	0-0/0-2 E
15-Oct	@ CAR	0-0/0-1 E	INI	0-0/0-0 E	0-2/0-1 E	0-0/0-3 E
17-Oct	vs. MTL	0-0/0-1 E	INI	0-0/0-1 -2	0-0/0-1 E	0-0/2-4 E
19-Oct	@ CHI	0-0/0-1 -3	INI	0-0/0-0 -3	0-1/0-0 -1	DNP
22-Oct	vs. CGY	0-0/0-0 E	INI	0-0/2-1 E	0-1/2-2 +1	0-0/4-1 E
26-Oct	@ PHO	DNP	0-0/2-0 E	0-0/5-0 E	0-1/2-1 +1	0-0/0-1 -1
28-Oct	@ COL	0-0/0-2 +1	0-0/4-2 E	DNP	0-0/0-1 +1	INI
31-Oct	@ CAR	0-0/0-0 E	0-0/0-0 E	DNP	0-0/0-1 E	DNP
1-Nov	@ FLA	0-0/0-2 +1	0-0/0-3 -1	DNP	0-0/2-0 E	0-0/0-1 -1
6-Nov	vs. FLA	0-0/4-0 E	0-0/0-1 -1	DNP	0-0/0-1 +1	ROCH
8-Nov	@ PIT	0-0/0-3 +1	DNP	0-0/5-1 -1	0-0/0-2 E	0-0/2-4 +1
10-Nov	vs. EDM	0-0/0-1 +1	0-0/0-2 -2	DNP	0-1/0-4 +3	0-1/0-2 +2
13-Nov	vs. WSH	0-0/0-0 +1	DNP	0-0/0-0 +1	0-1/0-4 +1	0-0/2-1 +1
15-Nov	vs. NJ	INI	0-2/0-0 E	0-0/0-0 -1	0-0/0-3 +1	DNP
20-Nov	@ BOS	0-1/4-1 +2	0-0/0-0 +1	0-0/2-0 E	0-0/0-1 E	0-0/0-2 E
22-Nov	vs. NYI	0-0/0-2 +1	0-2/2-1 -1	0-0/0-0 +1	0-2/0-0 +2	0-0/0-1 E
24-Nov	@ PIT	0-0/0-1 -1	0-1/0-1 -1	0-0/0-3 -2	0-0/2-1 +1	0-0/4-1 -1
26-Nov	vs. PHI	0-1/2-0 E	0-0/2-0 -1	DNP	0-0/0-2 E	0-0/0-0 -1
28-Nov	vs. NYR	DNP	0-1/0-1 +1	0-0/0-1 E	0-0/0-1 E	0-0/0-1 -1
1-Dec	@ PHI	0-0/2-2 -1	0-0/0-1 +1	0-0/4-0 E	0-1/2-5 E	DNP
3-Dec	vs. ANA	0-0/0-0 E	0-2/0-2 +1	0-0/2-0 +1	0-0/0-2 E	0-0/2-2 -1
5-Dec	vs. TB	1-1/0-1 +2	1-1/0-1 +2	1-0/2-1 +2	0-0/0-0 +1	ROCH
6-Dec	@ OTT	0-0/0-0 E	0-0/0-2 -1	0-0/0-0 E	0-0/0-0 +1	ROCH
11-Dec	@ BOS	0-0/0-0 -1	0-1/0-2 +1	0-0/2-0 +1	0-0/0-2 -1	ROCH
12-Dec	vs. CAR	0-0/0-2 -1	0-1/0-1 +1	0-0/2-0 E	0-0/0-0 E	ROCH
15-Dec	@ DAL	0-0/0-2 -1	0-2/0-1 E	0-0/7-1 -1	0-0/2-1 -3	ROCH
17-Dec	@ NYI	0-0/0-1 E	0-0/0-1 -1	0-0/14-0 E	0-0/1-2	ROCH
19-Dec	vs. MTL	0-0/2-0 E	0-0/0-2 E	0-0/0-0 +1	0-0/0-1 -2	ROCH
21-Dec	@ NYR	0-0/0-0 E	0-1/0-1 E	0-0/2-0 E	0-0/0-1 E	ROCH
23-Dec	vs. DET	0-0/0-0 E	0-0/0-0 -2	0-0/0-0 -2	0-0/0-0 +1	ROCH
26-Dec	vs. NYR	0-0/2-1 +1	1-0/0-2 +1	0-0/0-0 +1	0-0/0-1 +1	ROCH
27-Dec	@ CAR	0-0/0-1 E	0-0/4-5 -1	0-0/0-1 E	0-0/2-2 -1	ROCH
29-Dec	vs. NJ	0-0/2-1 -1	0-0/0-2 E	0-0/7-0 -1	0-0/0-1 -1	ROCH
31-Dec	vs. OTT	0-0/0-1 +2	0-1/0-3 +1	0-0/0-0 E	0-0/0-1 -1	ROCH
2-Jan	vs. COL	0-0/4-1 E	0-0/0-2 E	0-0/0-0 E	0-0/0-1 +2	ROCH
7-Jan	@ ANA	1-0/0-3 -1	0-0/0-1 E	0-0/0-0 +1	DNP	ROCH
8-Jan	@ LA	0-0/0-0 E	0-0/0-3 E	0-0/0-3 E	0-0/5-0 +1	ROCH
10-Jan	@ SJ	INI	0-0/0-2 E	0-0/0-0 -1	DNP	ROCH
14-Jan	@ TOR	INI	0-1/0-1 +2	0-0/2-1 +2	0-0/0-1 +1	ROCH
15-Jan	vs. VAN	DNP	1-0/0-5 +2	0-0/14-0 +3	0-1/14-2 +2	ROCH
20-Jan	@ PHI	DNP	0-0/0-1 E	0-0/0-0 E	0-0/0-0 E	ROCH
21-Jan	vs. CAR	DNP	0-0/0-3 E	0-0/7-3 E	0-0/0-4 +1	ROCH
23-Jan	vs. TB	DNP	0-0/0-0 +2	0-1/0-1 +3	1-0/0-2 +1	ROCH
27-Jan	vs. STL	DNP	1-1/0-2 E	0-0/0-0 E	0-0/0-0 -1	ROCH
30-Jan	vs. PHO	0-0/0-1 +1	0-0/0-1 E	0-0/0-0 E	0-1/0-1 +2	ROCH
1-Feb	@ FLA	0-0/2-0 +1	1-0/0-2 E	DNP	0-1/2-3 +1	ROCH
2-Feb	@ TB	1-0/0-1 +1	0-0/0-1 -3	0-0/0-0 -1	DNP	ROCH
4-Feb	vs. BOS	0-0/0-0 +1	0-0/0-3 +1	0-0/2-1 E	0-1/0-0 +1	ROCH
6-Feb	vs. PIT	0-0/0-0 E	0-0/0-3 E	0-0/0-1 E	0-0/0-3 E	ROCH
7-Feb	@ MTL	1-0/0-2 +3	1-0/0-2 +1	0-0/2-0 E	0-0/2-0 +1	ROCH
25-Feb	vs. TOR	0-0/2-3 E	0-0/0-2 E	INI	0-0/2-0 -1	ROCH
26-Feb	@ BOS	0-0/2-0 E	0-0/0-1 E	INI	0-0/4-0 +1	ROCH
1-Mar	@ WSH	0-0/0-0 +1	0-1/0-1 E	0-0/0-0 E	0-0/2-1 +1	ROCH
2-Mar	@ NYR	0-0/0-0 E	0-0/0-2 E	0-0/0-0 E	0-0/0-1 +1	ROCH
6-Mar	vs. NYI	0-0/2-0 -1	0-0/0-0 -1	0-0/7-0 +1	0-0/2-1 +1	ROCH
7-Mar	@ MTL	0-0/0-0 E	0-0/0-2 +1	0-0/2-0 +1	0-0/4-0 E	0-0/0-0 -1
10-Mar	@ NYI	0-0/0-0 E	1-1/0-5 E	0-0/6-2 E	0-0/0-1 E	0-0/0-2 -1
12-Mar	vs. SJ	0-0/0-0 E	0-0/2-1 +1	0-0/0-0 E	0-1/0-0 +1	DNP
14-Mar	@ PIT	0-0/0-1 -1	0-0/0-3 E	INI	0-0/0-0 +1	ROCH
15-Mar	vs. PIT	0-0/0-0 +1	0-1/0-2 E	INI	0-0/4-2 +1	ROCH
17-Mar	vs. CHI	0-0/0-0 -2	0-0/0-1 -2	INI	0-0/0-1 -1	ROCH
19-Mar	vs. FLA	DNP	0-1/2-1 +1	0-1/4-1 +2	0-0/0-2 +3	ROCH
21-Mar	vs. BOS	0-0/0-1 E	0-0/0-1 E	0-0/0-1 E	0-0/2-1 E	ROCH
24-Mar	@ CGY	DNP	0-0/0-3 E	0-0/0-0 E	0-0/2-1 E	ROCH
26-Mar	@ VAN	DNP	1-0/0-2 +2	0-0/0-0 E	0-1/0-0 +2	ROCH
27-Mar	@ EDM	DNP	0-1/0-4 E	0-0/0-0 E	0-0/0-0 E	ROCH
29-Mar	@ DET	DNP	0-0/0-4 E	0-0/0-0 -1	0-0/2-0 -1	ROCH
1-Apr	vs. LA	0-0/4-0 +1	0-1/2-3 E	0-0/2-0 +1	0-0/0-0 +1	ROCH
3-Apr	vs. BOS	0-0/0-0 E	0-0/0-3 +1	0-0/5-0 E	0-1/0-0 -1	ROCH
5-Apr	vs. OTT	DNP	0-0/2-0 E	0-0/0-0 E	0-0/0-1 E	ROCH
8-Apr	vs. CAR	0-0/0-1 E	1-0/2-4 E	0-0/0-1 E	0-0/0-0 E	ROCH
10-Apr	vs. MTL	0-0/0-2 E	0-0/0-1 E	0-0/10-2 -1	0-0/0-2 +1	ROCH
11-Apr	@ OTT	0-0/2-2 E	0-1/2-4 -1	DNP	0-0/0-1 -1	ROCH
13-Apr	vs. PHI	0-0/0-0 E	0-1/0-4 +1	0-0/0-0 +1	0-0/0-1 E	ROCH
15-Apr	@ NJ	0-0/0-1 +2	0-0/0-0 E	0-0/2-0 -1	1-0/0-2 +1	ROCH
18-Apr	@ MTL	0-0/0-0 +1	0-0/0-1 E	0-0/7-0 -1	0-1/0-1 +1	ROCH
19-Apr	vs. OTT	0-0/0-2 E	0-1/0-3 +1	0-0/0-0 -1	DNP	ROCH

SKATERS KEY: Goals-Assists/PIM-Shots Plus/Minus
 GOALIES KEY: Shots-Saves-Empty Net Goals/Minutes Played
 ABBREVIATIONS: DNP - Did Not Play (Healthy Scratch or Backup)
 INJ - Injured or Sick
 ROCH - Rochester (with AHL Affiliation)
 SUSP - Suspended
 NOR - Not on Roster

BUFFALO SABRES 1997-98 GAME-BY-GAME STATS

	#18 Grosek	#19 Holzinger	#22 Primeau	#24 Kruse	#25 Varada	#26 Plante
1-Oct	@ STL	0-0/5-1 +2	0-1/0-1 +2	0-0/0-1 E	NOR	ROCH
3-Oct	@ WSH	0-1/0-1 +1	0-1/2-0 -3	0-0/0-2 E	NOR	ROCH
5-Oct	@ TB	0-0/0-3 +1	0-0/2-4 E	0-0/0-0 E	NOR	ROCH
7-Oct	vs. DAL	0-0/0-0 -2	0-0/2-0 -2	1-0/0-1 +1	NOR	ROCH
9-Oct	vs. WSH	0-1/0-5 -1	0-0/0-1 +2	0-0/0-1 E	NOR	ROCH
11-Oct	@ NJ	1-0/0-4 E	0-0/0-2 E	0-0/4-1 E	NOR	ROCH
15-Oct	@ CAR	1-0/0-1 E	0-0/0-2 -1	0-0/0-0 E	NOR	ROCH
17-Oct	vs. MTL	0-1/0-0 E	0-1/0-0 -2	0-0/0-0 E	NOR	ROCH
19-Oct	@ CHI	0-1/0-1 -3	0-0/0-1 -2	0-1/0-2 +1	NOR	ROCH
22-Oct	vs. CGY	0-1/0-1 E	2-0/0-4 E	0-0/5-2 E	NOR	ROCH
26-Oct	@ PHO	0-0/2-3 -1	0-0/0-2 -1	0-0/0-0 E	NOR	ROCH
28-Oct	@ COL	0-0/0-1 E	0-0/0-0 -2	0-0/0-2 E	NOR	ROCH
31-Oct	@ CAR	0-0/0-0 E	0-1/0-3 +1	0-0/0-0 E	NOR	ROCH
1-Nov	@ FLA	DNP	0-0/0-4 -1	DNP	NOR	ROCH
6-Nov	vs. FLA	0-1/0-1 E	1-1/0-1 E	0-0/0-3 E	NOR	ROCH
8-Nov	@ PIT	0-0/0-2 E	0-1/0-5 +1	0-0/0-0 -1	NOR	ROCH
10-Nov	vs. EDM	0-0/0-1 E	0-0/2-0 -1	0-0/5-0 E	NOR	ROCH
13-Nov	vs. WSH	0-1/0-0 +1	0-0/0-1 -2	0-0/0-0 E	NOR	ROCH
15-Nov	vs. NJ	1-0/0-2 E	INI	DNP	NOR	ROCH
20-Nov	@ BOS	0-1/0-1 +1	INI	1-0/15-1 +3	NOR	ROCH
22-Nov	vs. NYI	0-0/0-0 E	INI	0-0/0-0 E	NOR	ROCH
24-Nov	@ PIT	0-0/0-0 E	0-0/2-1 -1	0-0/0-0 E	NOR	ROCH
26-Nov	vs. PHI	0-0/2-3 -1	0-0/0-0 E	0-0/1-1 -1	NOR	ROCH
28-Nov	vs. NYR	0-1/0-0 E	0-1/0-2 E	0-0/0-0 -1	NOR	ROCH
1-Dec	@ PHI	DNP	1-0/2-1 +1	0-0/0-0 E	NOR	ROCH
3-Dec	vs. ANA	DNP	1-0/0-1 +1	0-0/0-0 E	NOR	ROCH
5-Dec	vs. TB	0-0/2-1 E	0-0/0-1 +1	0-1/0-0 E	NOR	ROCH
6-Dec	@ OTT	DNP	0-0/0-0 E	0-0/0-0 E	NOR	ROCH
11-Dec	@ BOS	0-0/4-2 E	1-0/0-1 +1	0-0/0-0 E	NOR	ROCH
12-Dec	vs. CAR	0-0/0-2 +1	0-0/0-4 E	0-0/0-0 E	NOR	ROCH
15-Dec	@ DAL	0-0/2-0 -2	1-2/0-2 -2	0-0/0-0 -1	NOR	ROCH
17-Dec	@ NYI	0-0/0-1 E	0-0/0-1 -1	0-0/7-2 E	NOR	ROCH
19-Dec	vs. MTL	DNP	0-0/0-1 E	0-0/0-0 E	NOR	ROCH
21-Dec	@ NYR	DNP	0-1/0-2 E	0-0/0-0 E	NOR	ROCH
23-Dec	vs. DET	DNP	0-0/0-2 -1	0-0/0-2 -1	NOR	ROCH
26-Dec	vs. NYR	1-1/2-3 +1	0-0/0-1 +1	DNP	NOR	ROCH
27-Dec	@ CAR	0-0/0-0 E	0-0/0-2 E	0-0/0-0 E	NOR	ROCH
29-Dec	vs. NJ	0-0/2-1 E	0-0/0-1 -2	DNP	NOR	ROCH
31-Dec	vs. OTT	0-0/0-4 E	0-0/0-1 E	0-0/0-0 E	NOR	ROCH
2-Jan	vs. COL	0-0/0-4 E	0-0/0-2 E	0-0/0-0 E	NOR	ROCH
7-Jan	@ ANA	0-0/2-2 E	0-0/0-1 E	DNP	NOR	ROCH
8-Jan	@ LA	1-0/4-2 +1	0-0/0-3 E	DNP	NOR	ROCH
10-Jan	@ SJ	1-0/2-1 -1	0-0/0-2 -1	DNP	NOR	ROCH
14-Jan	@ TOR	0-1/2-2 +1	DNP	0-0/0-0 E	NOR	ROCH
15-Jan	vs. VAN	0-1/0-2 +1	DNP	0-0/0-2 E	NOR	ROCH
20-Jan	@ PHI	0-0/2-3 E	DNP	0-0/0-0 -1	NOR	ROCH
21-Jan	vs. CAR	0-1/0-3 +1	0-1/2-1 +1	DNP	NOR	ROCH
23-Jan	vs. TB	1-1/0-2 +2	0-0/0-2 +1	DNP	NOR	ROCH
27-Jan	vs. STL	0-1/0-1 +1	0-1/2-3 E	DNP	NOR	ROCH
30-Jan	vs. PHO	0-0/0-1 E	1-0/0-3 +1	DNP	NOR	ROCH
1-Feb	@ FLA	0-1/0-0 +1	1-0/0-1 +1	DNP	NOR	ROCH
2-Feb	@ TB	0-0/0-3 -1	1-3/0-3 +4	0-0/0-0 E	NOR	ROCH
4-Feb	vs. BOS	0-0/2-1 E	0-0/0-3 -1	0-1/0-0 +1	NOR	ROCH
6-Feb	vs. PIT	0-0/0-3 E	0-0/2-2 E	0-0/0-0 E	NOR	ROCH
7-Feb	@ MTL	0-0/0-1 E	1-0/2-2 +1	0-0/0-0 E	NOR	ROCH
25-Feb	vs. TOR	0-0/2-2 -1	0-0/0-0 +1	DNP	NOR	ROCH
26-Feb	@ BOS	0-0/5-2 -1	0-0/0-0 E	0-0/0-0 E	NOR	ROCH
1-Mar	@ WSH	0-0/0-0 E	0-0/0-4 E	0-0/0-1 +1	NOR	ROCH
2-Mar	@ NYR	0-0/0-0 E	0-0/0-1 +1	INI	NOR	ROCH
6-Mar	vs. NYI	0-0/0-1 E	0-0/0-0 E	0-0/0-0 +1	NOR	ROCH
7-Mar	@ MTL	0-0/0-2 +1	0-0/0-2 +1	INI	NOR	ROCH
10-Mar	@ NYI	0-0/2-3 +1	0-0/2-3 +1	INI	NOR	ROCH
12-Mar	vs. SJ	0-0/2-1 E	0-0/0-0 E	INI	NOR	ROCH
14-Mar	@ PIT	0-0/0-6 E	0-0/0-6 E	INI	NOR	ROCH
15-Mar	vs. PIT	0-1/0-4 +1	0-1/0-4 +1	INI	NOR	ROCH
17-Mar	vs. CHI	0-0/2-0 -1	0-0/0-1 -3	INI	NOR	ROCH
19-Mar	vs. FLA	0-0/0-1 -1	0-1/0-1 +3	INI	NOR	ROCH
21-Mar	vs. BOS	0-0/0-2 +1	0-0/0-1 E	0-1/0-2 +1	0-1/0-2 +1	ROCH
24-Mar	@ CGY	DNP	0-1/0-2 +1	0-0/0-0 +1	0-0/0-1 E	ROCH
26-Mar	@ VAN	0-0/0-0 -1	0-0/0-0 -1	0-0/0-0 -1	0-1/5-0 +1	ROCH
27-Mar	@ EDM	DNP	0-0/0-1 E	0-0/2-5 E	0-0/2-5 E	ROCH
29-Mar	@ DET	DNP	0-0/2-0 -1	0-0/2-0 -1	0-0/0-0 +1	ROCH
1-Apr	vs. LA	DNP	0-2/0-5 +1	0-1/2-0 -1	0-0/0-0 +1	ROCH
3-Apr	vs. BOS	DNP	1-0/0-1 +1	0-0/0-2 E	0-0/0-2 E	ROCH
5-Apr	vs. OTT	DNP	0-0/2-0 +1	0-0/0-0 E	0-1/10-0 +1	ROCH
8-Apr	vs. CAR	DNP	0-0/2-1 E	0-0/0-0 E	0-0/5-0 E	ROCH
10-Apr	vs. MTL	DNP	0-0/2-2 -1	0-0/2-2 +1	0-0/0-1 E	ROCH</

BUFFALO SABRES 1997-98 GAME-BY-GAME STATS

	#27 Peca	#28 Audette	#32 Ray	#36 Barabny	#37 Bruno	#42 Smechlik
1-Oct	@ STL	Hold Out	0-0/0-0 E	0-0/2-1 E	DNP	0-0/0-1 +1
3-Oct	@ WSH	Hold Out	1-0/0-2 E	0-0/0-2 E	DNP	0-0/0-2 -1
5-Oct	@ TB	Hold Out	0-0/0-4 E	0-0/0-2 E	DNP	0-0/0-2 -1
7-Oct	vs. DAL	Hold Out	0-1/0-0 -1	0-0/0-2 -1	DNP	0-1/0-2 E
9-Oct	vs. WSH	Hold Out	0-1/0-5 +1	0-0/15-0 E	DNP	0-0/0-3 E
11-Oct	@ NJ	Hold Out	0-0/0-2 E	0-0/0-0 E	INJ	0-0/0-0 E
15-Oct	@ CAR	Hold Out	0-0/2-3 -1	0-0/0-0 E	INJ	0-1/0-1 E
17-Oct	vs. MTL	Hold Out	0-0/0-3 -3	0-0/22-0 E	INJ	0-1/0-3 E
19-Oct	@ CHI	Hold Out	0-0/0-1 -1	0-0/14-0 -1	INJ	0-0/0-2 -1
22-Oct	vs. CGY	Hold Out	0-0/0-0 -1	0-0/5-0 E	INJ	0-0/0-1 +1
26-Oct	@ PHO	Hold Out	0-0/11-0 E	0-0/1-1 E	DNP	0-0/0-1 -1
28-Oct	@ COL	0-1/0-1 +1	INJ	0-0/0-0 E	DNP	0-0/0-3 -2
31-Oct	@ CAR	1-0/2-4 +1	INJ	0-0/0-0 E	0-0/2-1 E	0-0/0-3 -2
1-Nov	@ FLA	1-1/0-1 +2	INJ	0-0/0-0 E	0-0/0-0 +1	0-0/2-0 E
6-Nov	vs. FLA	0-0/0-0 E	INJ	0-0/12-0 E	0-0/4-3 E	0-0/0-0 +3
8-Nov	@ PIT	INJ	INJ	0-0/12-0 -1	0-0/2-1 -1	0-0/0-1 +1
10-Nov	vs. EDM	INJ	INJ	0-0/10-0 E	0-0/2-2 E	0-0/2-1 -1
13-Nov	vs. WSH	INJ	INJ	0-0/0-0 E	0-0/1-1 E	0-0/2-2 +1
15-Nov	vs. NJ	1-0/0-3 E	0-0/0-5 E	0-0/4-0 E	0-0/0-2 -1	0-1/0-3 E
20-Nov	@ BOS	0-0/0-5 E	1-1/0-5 +2	0-0/5-0 -1	0-0/0-1 -1	0-0/2-0 -2
22-Nov	vs. NYI	1-1/0-4 +1	0-0/5-2 +2	DNP	0-0/0-0 +1	0-0/2-2 -1
24-Nov	@ PIT	0-0/2-2 E	2-0/0-5 E	0-0/5-0 E	DNP	0-0/0-1 +2
26-Nov	vs. PHI	1-0/0-6 E	1-0/2-5 -2	INJ	0-0/25-0 E	0-0/0-4 E
28-Nov	vs. NYR	0-0/0-3 -1	1-0/0-1 E	INJ	0-0/14-1 E	0-0/0-1 -1
1-Dec	@ PHI	0-0/0-1 -1	1-0/2-1 +1	INJ	0-0/5-0 E	0-0/0-1 E
3-Dec	vs. ANA	0-1/2-1 E	1-1/0-2 +1	INJ	0-0/10-0 E	0-0/0-2 E
5-Dec	vs. TB	0-0/0-0 E	1-1/0-2 +1	INJ	0-1/2-0 +1	0-0/0-0 E
6-Dec	@ OTT	0-0/2-2 -1	0-0/0-3 -1	INJ	0-0/2-0 +2	0-0/0-1 +1
11-Dec	@ BOS	0-0/2-0 -1	0-0/0-2 -1	INJ	0-0/0-1 E	0-0/0-1 -1
12-Dec	vs. CAR	1-0/2-1 +1	0-0/0-3 E	INJ	0-0/0-2 -1	0-0/0-1 E
15-Dec	@ DAL	1-0/2-1 -1	0-0/2-6 +1	INJ	1-0/0-1 +1	0-0/0-2 -1
17-Dec	@ NYI	0-0/2-5 E	0-0/0-3 E	INJ	0-0/24-0 -1	0-0/0-1 E
19-Dec	vs. MTL	0-0/0-3 E	1-0/2-3 +1	INJ	0-0/7-2 -1	0-0/4-0 E
21-Dec	@ NYR	1-0/0-1 +1	0-0/0-2 E	INJ	0-0/0-1 E	DNP
23-Dec	vs. DET	0-0/0-4 E	0-0/0-3 -1	INJ	0-0/0-1 E	DNP
26-Dec	vs. NYR	0-0/2-2 E	0-0/2-7 E	INJ	0-0/0-0 -1	DNP
27-Dec	@ CAR	0-0/2-1 E	0-0/2-7 E	INJ	0-1/0-1 +1	0-0/0-1 +1
29-Dec	vs. NJ	1-0/2-2 E	0-0/0-2 E	INJ	0-1/0-1 E	0-0/0-4 E
31-Dec	vs. OTT	2-0/0-3 +2	0-0/0-4 E	INJ	0-0/7-0 E	0-0/0-0 E
2-Jan	vs. COL	0-0/2-2 E	0-0/2-5 E	INJ	0-0/2-3 E	0-0/0-2 E
7-Jan	@ ANA	0-0/0-2 +1	0-0/0-3 E	INJ	0-0/0-2 E	0-1/4-1 +1
8-Jan	@ LA	0-1/0-4 +1	0-0/0-0 E	INJ	0-0/0-3 +1	0-1/0-1 E
10-Jan	@ SJ	0-1/0-1 E	0-0/0-2 E	INJ	0-1/2-2 +1	0-0/0-4 E
14-Jan	@ TOR	0-1/2-1 E	1-1/0-4 +2	INJ	0-1/17-0 E	0-0/2-1 +1
15-Jan	vs. VAN	0-1/2-3 E	1-2/2-3 +2	INJ	0-1/2-3 +1	0-0/0-1 -2
20-Jan	@ PHI	0-0/2-2 -1	0-0/0-1 E	INJ	1-0/15-3 +1	0-0/0-1 E
21-Jan	vs. CAR	0-0/2-2 E	0-0/0-6 E	INJ	0-0/0-1 E	1-0/16-3 +3
23-Jan	vs. TB	0-0/2-3 E	0-0/0-6 E	INJ	0-1/0-4 E	0-0/0-0 -2
27-Jan	vs. STL	0-1/2-1 -1	0-1/0-4 +1	INJ	1-1/0-2 +2	0-0/0-1 E
30-Jan	vs. PHO	0-0/7-1 E	0-0/0-0 -1	INJ	0-1/0-2 E	0-0/0-2 E
1-Feb	@ FLA	1-1/0-3 +2	0-2/0-1 +2	INJ	0-0/0-4 E	0-0/4-0 E
2-Feb	@ TB	0-1/0-3 +2	0-0/0-2 -1	INJ	0-0/0-4 E	DNP
4-Feb	vs. BOS	1-0/0-3 E	2-1/0-3 +1	INJ	0-0/14-1 E	0-1/0-1 +1
6-Feb	vs. PIT	0-0/2-2 E	0-0/0-3 -1	INJ	0-0/0-1 E	1-1/0-2 +6
7-Feb	@ MTL	0-0/2-2 +2	0-0/2-4 -1	INJ	0-0/0-0 E	0-0/2-1 -2
25-Feb	vs. TOR	0-1/0-1 -1	0-0/2-2 E	INJ	0-0/0-1 E	INJ
26-Feb	@ BOS	0-1/2-1 E	0-0/5-0 E	INJ	0-0/2-1 E	INJ
1-Mar	@ WSH	0-1/0-1 +1	0-0/2-2 E	INJ	0-0/2-2 -1	0-0/0-0 +1
2-Mar	@ NYR	0-0/2-3 E	0-0/0-3 +1	INJ	0-0/6-1 E	INJ
6-Mar	vs. NYI	0-0/0-3 -2	0-0/0-2 E	INJ	0-0/0-0 E	INJ
7-Mar	@ MTL	0-0/0-2 E	0-0/0-2 -1	INJ	0-0/2-0 +1	INJ
10-Mar	@ NYI	0-0/0-5 E	1-0/0-1 +1	INJ	0-1/0-1 +1	INJ
12-Mar	vs. SJ	1-1/2-2 +1	0-0/0-1 E	INJ	0-1/0-4 E	INJ
14-Mar	@ PIT	0-0/2-3 -1	0-1/2-4 E	INJ	0-0/0-1 E	INJ
15-Mar	vs. PIT	2-1/0-4 +2	0-0/0-3 E	INJ	0-0/9-0 E	0-0/0-2 E
17-Mar	vs. CHI	0-0/2-0 -3	0-1/0-1 E	INJ	0-0/0-0 E	0-0/0-0 E
19-Mar	vs. BOS	1-2/0-3 +3	0-1/0-1 E	INJ	0-0/0-3 -2	0-0/0-1 E
21-Mar	vs. FLA	0-0/0-0 E	0-0/0-2 E	INJ	DNP	0-1/0-1 +1
24-Mar	@ CGY	0-0/0-2 +1	1-0/2-2 +1	INJ	0-0/2-3 +2	0-0/0-1 E
26-Mar	@ VAN	2-0/0-4 +1	0-0/0-1 -1	INJ	0-0/2-3 +2	0-0/4-0 +1
27-Mar	@ EDM	SUSP	0-0/0-5 E	INJ	0-0/0-0 E	0-0/2-1 -1
29-Mar	@ DET	SUSP	1-0/2-5 +1	INJ	0-0/0-1 E	0-0/0-0 E
1-Apr	vs. LA	SUSP	2-0/2-2 +1	INJ	0-0/0-1 -1	0-0/0-2 E
3-Apr	vs. BOS	0-1/0-2 +2	0-0/4-3 +1	INJ	0-0/0-1 E	0-0/2-1 +1
5-Apr	vs. OTT	0-0/0-2 -1	0-0/0-3 E	INJ	1-0/2-1 E	0-0/4-1 +3
8-Apr	vs. CAR	0-1/0-0 E	0-0/0-3 -1	INJ	0-0/0-0 E	0-0/0-2 E
10-Apr	vs. MTL	INJ	0-0/0-3 -1	INJ	0-1/0-1 +1	0-0/0-1 +1
11-Apr	@ OTT	INJ	1-0/0-4 +1	INJ	0-0/0-1 -1	0-0/0-2 +1
13-Apr	vs. PHI	0-0/0-2 E	0-0/0-2 -1	INJ	1-0/2-4 +2	1-0/2-4 +1
15-Apr	@ NJ	0-1/0-1 -1	0-1/0-1 +1	INJ	0-0/0-0 +1	0-1/0-1 +2
18-Apr	@ MTL	INJ	0-0/1-1 +1	INJ	0-0/0-3 -2	0-1/0-0 E
19-Apr	vs. OTT	1-0/0-2 E	0-0/0-2 E	INJ	0-0/0-2 E	0-0/0-1 -1

SKATERS KEY: Goals-Assist/PIM-Shots Plus/Minus
 GOALIES KEY: Shots-Saves-Empty Net Goals/Minutes Played
 ABBREVIATIONS: DNP - Did Not Play (Healthy Scratch or Backup)
 INJ - Injured or Sick

ROCH - Rochester (with AHL Affiliate)
 SUSP - Suspended
 NOR - Not on Roster

BUFFALO SABRES 1997-98 GAME-BY-GAME STATS

	#44 Zhitnik	#74 McKee	#80 Sanderson	#81 Setan	#81 Shields	#89 Haeck	
1-Oct	@ STL	Hold Out	0-1/0-3 +1	1-1/2-1 +2	DNP	34-33-0/60	
3-Oct	@ WSH	Hold Out	0-0/0-1 -2	NOR	0-0/0-0 -4	DNP	34-28-0/60
5-Oct	@ TB	Hold Out	0-0/0-1 +1	NOR	0-0/0-5 -1	DNP	31-30-0/65
7-Oct	vs. DAL	Hold Out	0-0/0-1 +1	NOR	0-0/0-1 +1	DNP	30-26-0/60
9-Oct	vs. WSH	DNP	0-1/0-3 -1	NOR	0-0/0-2 E	DNP	31-29-0/60
11-Oct	@ NJ	0-1/0-3 E	0-1/0-3 -1	NOR	0-0/0-1 E	DNP	37-34-0/65
15-Oct	@ CAR	0-0/0-3 -1	0-2/0-2 -1	NOR	1-0/0-3 E	DNP	42-37-0/60
17-Oct	vs. MTL	0-0/0-2 -2	0-0/0-0 -1	NOR	1-0/0-1 -2	DNP	35-31-0/40
19-Oct	@ CHI	0-0/4-2 +1	0-0/0-1 -1	NOR	0-0/0-3 E	DNP	30-24-0/60
22-Oct	vs. CGY	0-0/0-1 -1	0-1/2-0 +1	NOR	1-0/0-1 -2	DNP	19-16-0/59
26-Oct	@ PHO	0-0/0-3 -2	0-0/2-0 +1	NOR	0-0/0-0 E	DNP	23-20-0/61
28-Oct	@ COL	0-0/0-1 -1	0-0/2-0 E	NOR	1-0/0-1 +1	DNP	38-38-0/60
31-Oct	@ CAR	1-0/2-4 +2	1-0/4-4 +1	NOR	0-0/0-0 -1	DNP	24-21-1/59
1-Nov	@ FLA	0-0/4-0 E	0-0/0-0 -1	NOR	1-0/0-2 -2	DNP	33-29-0/60
6-Nov	vs. FLA	0-0/0-4 -1	0-0/0-3 E	NOR	0-1/0-2 -2	DNP	23-20-0/61
8-Nov	@ PIT	1-0/2-3 +1	0-0/0-2 E	NOR	0-1/0-2 -2	DNP	23-20-0/61
10-Nov	vs. EDM	0-1/0-1 +1	0-0/0-1 -1	NOR	0-0/0-0 -1	DNP	23-20-0/61
13-Nov	vs. NJ	0-0/0-3 -1	0-0/0-3 +1	NOR	0-0/0-1 -1	DNP	31-29-0/65
15-Nov	vs. NYI	1-0/0-1 +1	0-0/0-1 +1	NOR	0-0/0-1 E	DNP	9-6-0/20
20-Nov	@ BOS	1-0/0-1 +1	0-0/2-1 -1	NOR	0-0/0-2 -1	DNP	32-29-0/60
22-Nov	vs. NYI	1-0/0-1 +1	0-0/3-0 +2	NOR	2-1/0-2 +3	DNP	29-29-0/60
24-Nov	@ PIT	0-0/2-2 E	DNP	NOR	0-1/0-1 E	DNP	29-28-0/60
26-Nov	vs. PHI	1-0/0-6 E	DNP	NOR	0-0/0-1 -1	DNP	45-40-0/60
28-Nov	vs. NYR	0-0/0-3 -1	0-0/0-3 E	NOR	0-0/0-0 -1	DNP	25-22-0/59
1-Dec	@ PHI	0-0/0-1 -1	1-0/0-2 -1	NOR	0-0/0-1 E	DNP	30-27-0/65
3-Dec	vs. ANA	0-1/2-1 E	0-0/0-1 E	NOR	0-1/2-1 E	DNP	26-25-0/65
5-Dec	vs. TB	0-0/2-2 E	0-0/0-1 +1	NOR	0-1/0-1 +1	DNP	28-25-0/65
6-Dec	@ OTT	0-0/2-6 E	0-0/0-1 +1	NOR	1-1/0-5 +2	DNP	29-29-0/60
11-Dec	@ BOS	0-0/0-2 -1	0-0/0-1 E	NOR	0-0/0-1 E	DNP	38-38-0/60
12-Dec	vs. CAR	1-0/2-1 +1	0-0/0-2 -1	NOR	0-0/0-1 -1	DNP	33-21-1/59
15-Dec	@ DAL	1-0/2-1 -1	0-0/2-6 +1	NOR	0-1/0-0 +1	DNP	27-25-0/59
17-Dec	@ NYI	0-0/2-5 E	0-0/0-3 E	NOR	1-0/0-4 E	DNP	37-35-0/65
19-Dec	vs. MTL	0-0/0-3 E	0-0/0-3 E	NOR	1-0/2-2 -2	DNP	12-8-0/26
21-Dec	@ NYR	1-0/0-1 +1	1-0/2-3 +1	NOR	0-0/0-1 -2	DNP	29-25-0/60
23-Dec	vs. DET	0-0/0-4 E	0-0/0-2 E	NOR	0-0/0-2 E	DNP	42-42-0/60
26-Dec	vs. NYR	0-0/2-2 E	0-0/0-3 -1	NOR	1-0/2-2 E	DNP	33-33-0/60
27-Dec	@ CAR	0-0/2-1 E	0-0/2-7 E	NOR	0-0/0-0 -1	DNP	30-27-0/59
29-Dec	vs. NJ	1-0/2-2 E	0-0/0-2 E	NOR	0-0/0-2 E	DNP	28-28-0/60
31-Dec	vs. OTT	2-0/0-3 +2	0-0/0-4 E	NOR	0-0/0-0 -2	DNP	19-16-0/57
2-Jan	vs. COL	0-0/2-2 E	0-0/0-4 E	NOR	0-0/0-2 E	DNP	36-36-0/60
7-Jan	@ ANA	0-0/0-2 +1	0-0/0-3 +1	NOR	0-0/2-2 -2	DNP	33-31-0/65
8-Jan	@ LA	0-0/0-3 +1	0-0/0-1 E	NOR	0-0/0-1 +1	DNP	32-30-0/60
10-Jan	@ SJ	0-0/0-2 -1	0-0/0-1 E	NOR	0-0/0-1 +1	DNP	26-24-0/65
14-Jan	@ TOR	0-1/2-1 E	1-1/0-4 +2	NOR	0-0/0-3 +1	DNP	42-37-0/60
15-Jan	vs. VAN	0-1/2-3 E	1-2/2-3 +2	NOR	0-0/0-4 -2	DNP	37-36-0/60
20-Jan	@ PHI	0-0/2-2 -1	0-0/0-1 E	NOR	0-0/0-2 E	DNP	5-5-0/20
21-Jan	vs. CAR	0-0/2-2 E	0-0/0-6 E	NOR	0-0/0-2 -1	DNP	33-32-0/60
23-Jan	vs. TB	0-0/2-3 E	0-0/0-6 E	NOR	0-0/0-2 +1	DNP	33-32-0/60
27-Jan	vs. STL	0-1/2-1 -1	0-1/0-4 +1	NOR	0-0/0-1 -1	DNP	36-35-0/60
30-Jan	vs. PHO	0-0/7-1 E	0-0/0-0 -1	NOR	0-0/0-3 E	DNP	19-16-0/59
1-Feb	@ FLA	1-1/0-3 +2	0-2/0-1 +2	NOR	1-1/0-1 +2	DNP	36-33-0/65
2-Feb	@ TB	0-1/0-3 +2	0-0/0-2 -1	NOR	0-0/0-0 +1	DNP	31-29-0/60
4-Feb	vs. BOS	1-0/0-3 E	2-1/0-3 +1	NOR	0-1/0-2 +1	DNP	38-35-0/60
6-Feb	vs. PIT	0-0/2-2 E	0-0/0-3 -1	NOR	0-1/0-1 -1	DNP	26-24-0/65
7-Feb	@ MTL	0-0/2-2 +2	0-0/2-4 -1	NOR	0-0/0-1 E	DNP	37-35-0/65
25-Feb	vs. TOR	0-1/0-1 -1	0-0/2-2 E	NOR	1-0/0-2 E	DNP	34-33-0/60
26-Feb	@ BOS	0-1/2-1 E	0-0/5-0 E	NOR	0-0/0-2 E	DNP	35-33-0/65
1-Mar	@ WSH	0-1/0-1 +1	0-0/2-2 E	NOR	0-0/2-4 +2	DNP	33-32-0/60
2-Mar	@ NYR	0-0/2-3 E	0-0/0-3 +1	NOR	0-0/0-1 E	DNP	36-36-0/60
6-Mar	vs. NYI	0-0/0-3 -2	0-0/0-2 E	NOR	0-1/0-2 -1	DNP	33-33-0/60
7-Mar	@ MTL	0-0/0-2 E	0-0/0-2 -1	NOR	0-0/0-1 E	DNP	22-18-0/60
10-Mar	@ NYI	0-0/0-5 E	1-0/0-1 +1	NOR	0-0/0-3 +1	DNP	22-20-0/60
12-Mar							

SABRES 1997-98 SCORING BREAKDOWN

Player	Even-Strength	Power-Play	Short-Handed	Home		Road	
	GP G A Pts	GP G A Pts	GP G A Pts	GP G A Pts	GP G A Pts	GP G A Pts	
Audette	14-16-30	10- 4-14	0-0-0	39-14-11-25- 20	+2	36-10- 9-19- 39	+8
Barnaby	5-17-22	0- 3- 3	0-0-0	35- 4-11-15- 91	+7	37- 1- 9-10-198	+1
Boughner	1- 3- 4	0- 0- 0	0-0-0	35- 1- 3- 4- 73	+11	34- 0- 0- 0- 92	-6
Brown	10- 8-18	1- 3- 4	1- 1- 2	32- 5- 7-12- 16	+8	31- 7- 5-12- 18	+3
Burridge	3- 5- 8	1- 0- 1	0- 1- 1	14- 3- 5- 8- 0	+1	16- 1- 1- 2- 0	-1
Dawe	14-11-25	4- 6-10	1- 0- 1	34-11- 7-18- 20	+1	34- 8-10-18- 16	+9
Grosek	8-16-24	2- 4- 6	0-0-0	33- 5-12-17- 24	+6	34- 5- 8-13- 36	+3
Hasek	0- 2- 2	0- 0- 0	0-0-0	40- 0- 0- 0- 8	E	32- 0- 2- 2- 4	E
Holzinger	8-11-19	4- 7-11	2- 3- 5	35- 6-10-16- 22	E	34- 8-11-19- 14	-2
Hurlbut	0- 0- 0	0- 0- 0	0-0-0	1- 0- 0- 0- 0	-1	2- 0- 0- 0- 2	E
Kruse	1- 1- 2	0- 0- 0	0-0-0	6- 0- 1- 1- 40	+1	6- 1- 0- 1- 9	E
May	4- 7-11	0- 0- 0	0-0-0	18- 4- 3- 7- 52	+3	18- 0- 4- 4- 61	-1
McKee	1- 5- 6	0- 6- 6	0-2-2	26- 0- 7- 7- 14	-4	30- 1- 6- 7- 28	+3
Ndur	0- 0- 0	0- 0- 0	0-0-0	0- 0- 0- 0- 0	E	1- 0- 0- 0- 2	-1
Nichol	0- 0- 0	0- 0- 0	0-0-0	1- 0- 0- 0- 4	E	2- 0- 0- 0- 0	E
Peca	7-11-18	6- 7-13	5- 4- 9	32-12-11-23- 31	+3	29- 6-11-17- 26	+9
Plante	8-11-19	5- 9-14	0- 1- 1	36- 7-10-17- 14	+7	36- 6-11-17- 12	+1
Primeau	4- 5- 9	2- 1- 3	0-0-0	33- 3- 4- 7- 33	+2	36- 3- 2- 5- 54	+7
Rasmussen	2- 2- 4	0- 1- 1	0-0-0	10- 1- 2- 3- 8	+2	11- 1- 1- 2- 2- 6	E
Ray	1- 4- 5	1- 0- 1	0-0-0	30- 2- 2- 4-133	+4	33- 0- 2- 2-101	-2
Sanderson	4- 3- 7	0- 2- 2	0-0-0	14- 2- 4- 6- 8	+1	12- 2- 1- 3- 12	+5
Satan	13-20-33	9- 4-13	0-0-0	39- 9-11-20- 6	+1	40-13-13-26- 28	+1
Shannon	2-16-18	1- 3- 4	0-0-0	38- 2- 8-10- 30	+18	38- 1-11-12- 26	+8
Shields	0- 0- 0	0- 0- 0	0-0-0	4- 0- 0- 0- 7	E	12- 0- 0- 0- 10	E
Smehlik	2-11-13	0- 4- 4	1- 2- 3	37- 1-10-11- 44	+3	35- 2- 7- 9- 18	+8
Varada	5- 6-11	0- 0- 0	0-0-0	16- 4- 4- 8- 9	+3	11- 1- 2- 3- 6	-3
* Ward	8-11-19	0- 1- 1	2- 1- 3	35- 5- 5-10- 26	+8	36- 5- 8-13- 16	+1
Wilson	4- 4- 8	0- 0- 0	0-0-0	33- 1- 2- 3- 30	+7	33- 3- 2- 5- 18	+6
Woolley	6- 8-14	3-18-21	0-0-0	36- 5-16-21- 14	+7	35- 4-10-14- 21	+1
Zhitnik	10-13-23	2-15-17	3- 2- 5	40- 6-17-23- 42	+7	38- 9-13-22- 60	+12

Key:

Totals for Even-Strength, Power-Play & Short-Handed: Goals-Assists-Points

Totals for Home & Road Games: Games Played-Goals-Assists-Points-Penalty Min-Plus/Minus

* - Ward's even-strength goal total includes (1) score on penalty shot

Note: Martin Biron was the backup goaltender for one game (4/15 at N.J.)

(BUFFALO TOTALS ONLY)

SABRES FACT

The milestone goals in team history:

1,000th Sabre goal	11/16/74	Rick Martin vs. Boston
2,000th Sabre goal	12/22/77	Rene Robert vs. Pittsburgh
3,000th Sabre goal	2/1/81	Ric Seiling vs. Winnipeg
4,000th Sabre goal	2/19/84	Bill Hajt vs. Hartford
5,000th Sabre goal	11/15/87	Doug Smith vs. Toronto
6,000th Sabre goal	2/19/91	Christian Ruutu vs. Pittsburgh
7,000th Sabre goal	1/27/95	Dale Hawerchuk vs. Quebec
1,000th Sabre goal allowed	3/2/74	Bill Flett of Philadelphia
2,000th Sabre goal allowed	11/12/78	Bob Miller of Boston
3,000th Sabre goal allowed	10/31/82	Mark Hunter of Montreal
4,000th Sabre goal allowed	3/21/86	Uli Hiemer of New Jersey
5,000th Sabre goal allowed	11/25/89	Jeff Brown of Quebec
6,000th Sabre goal allowed	3/10/93	Scott Pearson of Quebec
7,000th Sabre goal allowed	2/7/98	Shayne Corson of Montreal

SABRES SCORING BY HALVES OF SEASON

Player	1st Half 1997-98 Season			2nd Half 1997-98 Season			Totals for 1997-98 Season		
	GP	G	A Pts	GP	G	A Pts	GP	G	A Pts
Miroslav Satan	40	15	12 27	39	7	12 19	79	22	24 46
Alexei Zhitnik	37	5	11 16	41	10	19 29	78	15	30 45
Donald Audette	34	8	8 16	41	16	12 28	75	24	20 44
Michael Peca	27	10	5 15	34	8	17 25	61	18	22 40
Jason Dawe	41	15	10 25	27	4	7 11	68	19	17 36
Brian Holzinger	38	7	10 17	31	7	11 18	69	14	21 35
Jason Woolley	30	2	15 17	41	7	11 18	71	9	26 35
Derek Plante	38	8	13 21	34	5	8 13	72	13	21 34
Michal Grosek	34	4	10 14	33	6	10 16	67	10	20 30
Geoff Sanderson	0	0	0 0	26	4	5 9	26	4	5 9
Matthew Barnaby	34	1	6 7	38	4	14 18	72	5	20 25
Curtis Brown	26	4	4 8	37	8	8 16	63	12	12 24
Brad May	32	2	7 9	4	2	0 2	36	4	7 11
Dixon Ward	34	4	3 7	37	6	10 16	71	10	13 23
Darryl Shannon	38	1	11 12	38	2	8 10	76	3	19 22
Richard Smehlik	41	0	11 11	31	3	6 9	72	3	17 20
Jay McKee	24	1	6 7	32	0	7 7	56	1	13 14
Wayne Primeau	36	2	1 3	33	4	5 9	69	6	6 12
Vaclav Varada	8	0	1 1	19	5	5 10	27	5	6 11
Randy Burridge	26	3	5 8	4	1	1 2	30	4	6 10
Paul Kruse	0	0	0 0	12	1	1 2	12	1	1 2
Mike Wilson	38	2	4 6	28	2	0 2	66	4	4 8
Rob Ray	22	0	0 0	41	2	4 6	63	2	4 6
Erik Rasmussen	19	2	3 5	2	0	0 0	21	2	3 5
Bob Boughner	35	1	1 2	34	0	2 2	69	1	3 4
Dominik Hasek	36	0	0 0	36	0	2 2	72	0	2 2
Rumun Ndur	0	0	0 0	1	0	0 0	1	0	0 0
Mike Hurlbut	3	0	0 0	0	0	0 0	3	0	0 0
Scott Nichol	3	0	0 0	0	0	0 0	3	0	0 0
Steve Shields	8	0	0 0	8	0	0 0	16	0	0 0

Goaltenders	GP	MIN	GA	GAA	GP	MIN	GA	GAA	GP	MIN	GA	GAA
Dominik Hasek	36	2089	85	2.44	36	2131	62	1.75	72	4220	147	2.09
Steve Shields	8	405	20	2.96	8	380	17	2.68	16	785	37	2.83

(BUFFALO TOTALS ONLY)

1997-98 SABRES REGULAR SEASON HIGHS/LOWS & STREAKS

TEAM SCORING

Most Goals Scored - Game	7 - 2/2 at Tampa Bay
Most Goals Scored - Period	5 - 3/26 at Vancouver (3rd)
Most Goals Allowed - Game	8 - 12/15 at Dallas
Most Goals Allowed - Period	4 - 10/3 at Washington (3rd), 3/17 vs. Chicago (3rd), 4/11 at Ottawa (1st)
Largest Margin of Victory	5 - 11/20 at Bos., 11/22 vs. N.Y.I., 3/19 vs. Fla.
Largest Margin of Defeat	5 - 10/26 at Phoenix
Most Power Play Goals - Game	3 - 10/15 at Car., 10/22 vs. Cgy., 11/22 vs. N.Y.I., 12/15 at Dal.
Most Power Play Opportunities - Game	10 - 12/15 at Dallas
Most Power Play Goals Against - Game	4 - 10/26 at Phoenix
Most Power Play Opportunities Against - Game	10 - 4/1 vs. Los Angeles



SHOOTING

Most Shots Taken - Game
Most Shots Taken - Period

Fewest Shots Taken - Game
Fewest Shots Taken - Period

Most Shots Allowed - Game
Most Shots Allowed - Period
Fewest Shots Allowed - Game
Fewest Shots Allowed - Period

PENALTY MINUTES

Most Penalty Minutes - Game
Fewest Penalty Minutes - Game
Most Opponent Penalty Minutes - Game
Fewest Opponent Penalty Minutes - Game

TEAM STREAKS

Longest Winning Streak
Longest Unbeaten Streak
Longest Losing Streak

Longest Winless Streak

INDIVIDUAL HIGHS FOR A GAME

Most Goals

Most Assists

Most Points

Most Penalty Minutes

Most Shots

Most Goals by Opponent

Most Shots by Opponent

INDIVIDUAL STREAKS

Consecutive Games with Goals

Consecutive Games with Assists

Consecutive Games with Points

40 - 11/10 vs. Edmonton
17 - 10/5 at Tampa Bay (3rd), 11/10 vs. Edmonton (3rd),
3/14 at Pittsburgh (3rd)
17 - 10/7 vs. Dal., 10/19 at Chi., 12/1 at Phi.
2 - 10/1 at St. Louis (3rd), 11/20 at Boston (1st),
1/10 at San Jose (3rd)
51 - 4/19 vs. Ottawa
22 - 4/19 vs. Ottawa (1st)
16 - 4/8 vs. Carolina
3 - 12/11 at Boston (1st), 1/8 at Los Angeles (1st),
4/13 vs. Philadelphia (3rd)

111 - 1/15 vs. Vancouver
4 - 12/23 vs. Detroit, 1/7 at Anaheim
116 - 1/15 vs. Vancouver
4 - 12/12 vs. Car., 1/30 vs. Phx., 3/24 at Cgy.

3 - 3/24 at Calgary - 3/27 at Edmonton
13 - 1/21 vs. Carolina - 3/2 at N.Y. Rangers
2 - 10/17 vs. Montreal - 10/19 at Chicago;
10/26 at Phoenix - 10/28 at Colorado;
11/13 vs. Washington - 11/15 vs. New Jersey;
11/24 at Pittsburgh - 11/26 vs. Philadelphia;
12/6 at Ottawa - 12/11 at Boston;
12/15 at Dallas - 12/17 at N.Y. Islanders;
12/27 at Carolina - 12/29 vs. New Jersey
5 - 11/6 vs. Florida - 11/15 vs. New Jersey

3 - Jason Dawe, 11/10 vs. Edmonton;
Miroslav Satan, 3/1 at Washington
3 - Alexei Zhitnik, 11/22 vs. N.Y.L., 2/2 at T.B.;
Brian Holzinger, 2/2 at Tampa Bay;
Matthew Barnaby, 3/26 at Vancouver
4 - Brian Holzinger (1g, 3a), 2/2 at Tampa Bay
34 - Matthew Barnaby, 12/15 at Dallas
10 - Alexei Zhitnik, 11/10 vs. Edmonton
2 - Peter Bondra, 10/3 at Washington;
Jere Lehtinen, 10/7 vs. Dallas;
Vincent Damphousse, 10/17 vs. Montreal;
Brad Isbister, 10/26 at Phoenix;
Jeremy Roenick, 10/26 at Phoenix;
Kevin Hatcher, 11/24 at Pittsburgh;
Rod Brind'Amour, 11/26 vs. Phi., 1/20 at Phi.;
Jamie Langenbrunner, 12/15 at Dallas;
Darryl Sydor, 12/15 at Dallas;
Robert Reichel, 12/17 at N.Y. Islanders;
Oleg Tverdovsky, 1/30 vs. Phoenix;
Trevor Linden, 3/6 vs. N.Y. Islanders;
Martin Straka, 3/14 at Pittsburgh;
Steve Yzerman, 3/29 at Detroit;
Grant Ledyard, 4/3 vs. Boston;
Alexei Yashin, 4/11 at Ottawa;
Brian Savage, 4/18 at Montreal;
Shawn McEachern, 4/19 vs. Ottawa
11 - Pavel Bure, 1/15 vs. Vancouver

3 - Donald Audette (11/20 at Bos. - 11/24 at Pit.);
Brian Holzinger (1/30 vs. Phx. - 2/2 at T.B.);
Wayne Primeau (3/14 at Pit. - 3/17 vs. Chi.);
Curtis Brown (4/10 vs. Mtl. - 4/13 vs. Phi.)
4 - Michael Peca (1/8 at L.A. - 1/15 vs. Van.)
6 - Michal Grosek (2g, 4a),
(10/9 vs. Wash. - 10/22 vs. Cgy.);
Miroslav Satan (2g, 4a),
(10/26 at Phx. - 11/8 at Pit.);
Alexei Zhitnik (2g, 5a),
(3/24 at Cgy. - 4/3 vs. Bos.)

1997-98 TRANSACTIONS

SEPTEMBER-OCTOBER

9/24 - Acquired Jason Woolley (D) from the Pittsburgh Penguins in exchange for a 1998 fifth-round draft choice (Robert Scuderi).
9/27 - Assigned Sergei Klimentiev (D), Shayne Wright (D), Scott Nichol (C), Rumun Ndur (D), Patrice Tardif (C), and Vaclav Varada (RW) to AHL affiliate Rochester Americans.
9/29 - Traded Pat LaFontaine (C) to the New York Rangers in exchange for a second-round draft pick in 1998 (Andrew Peters) and future considerations.
9/30 - Signed Miroslav Satan (LW) to a one-year contract...Waived Andrei Trefilov (G).
10/2 - Placed Jason Woolley (D) on I.R. list (hairline fracture of thumb).
10/3 - Reassigned Andrei Trefilov (G) to Rochester (AHL) after passing through waivers.
10/7 - Signed Alexei Zhitnik (D) to a one-year contract.
10/8 - Assigned Mike Hurlbut (D) to Rochester.
10/9 - Recalled Scott Nichol (C) from Rochester.
10/11 - Reassigned Scott Nichol (C) to Rochester.
10/18 - Recalled Scott Nichol (C) from Rochester.
10/19 - Placed Scott Nichol (C) on I.R. list (shoulder).
10/22 - Placed Donald Audette (RW) on I.R. list (concussion).
10/26 - Jason Woolley (D) returned from I.R. list (at Phoenix).
10/27 - Agreed to terms with free agent Michael Peca (C).

NOVEMBER

11/3 - Reassigned Scott Nichol (C) to Rochester.
11/6 - Assigned Erik Rasmussen (C) to Rochester.
11/7 - Recalled Erik Rasmussen (C) from Rochester.
11/12 - Traded Andrei Trefilov (G) to the Chicago Blackhawks for an undisclosed 1998 draft choice.
11/13 - Donald Audette (RW) returned to action from I.R. list.
11/23 - Placed Rob Ray (RW) on I.R. list (broken thumb).
11/26 - Rob Ray (RW) underwent surgery to repair broken thumb.

DECEMBER

12/2 - Reassigned Erik Rasmussen (C) and Jay McKee (D) to Rochester.
12/14 - Recalled Vaclav Varada (RW) from Rochester.
12/23 - Recalled Jay McKee (D) from Rochester.
12/24 - Jay McKee (D) was officially reassigned to Rochester.
12/27 - Recalled Jay McKee (D) from Rochester.
12/28 - Jay McKee (D) was officially reassigned to Rochester.
12/29 - Placed Brad May (LW) on I.R. list (sprained MCL of knee).
12/31 - Recalled Jay McKee (D) from Rochester.

JANUARY

1/7 - Rob Ray (RW) returned from I.R. list (thumb).
1/15 - Picked up option for third year on contract for Dominik Hasek (G).
1/16 - Reassigned Vaclav Varada (RW) to Rochester.
1/19 - Recalled Vaclav Varada (RW) from Rochester.
1/29 - Recalled Rumun Ndur (D) from Rochester.
1/30 - Brad May (LW) activated from I.R. list (sprained MCL of knee) and reassigned Rumun Ndur (D) to Rochester.

FEBRUARY

2/4 - Acquired Geoff Sanderson (LW) from the Vancouver Canucks in exchange for Brad May (LW) and a third-round draft pick in 1999.
2/8 - Reassigned Vaclav Varada (RW) to Rochester.
2/25 - Placed Richard Smehlik (D) on I.R. list (eye contusion).
2/26 - Recalled Rumun Ndur (D) from Rochester.

MARCH

3/5 - Recalled Erik Rasmussen (C) from Rochester.
3/11 - Reassigned Rumun Ndur (D) and Erik Rasmussen (C) to Rochester.
3/13 - Recalled Rumun Ndur (D) from Rochester.
3/14 - Richard Smehlik (D) activated from the I.R. list.
3/16 - Reassigned Rumun Ndur (D) to Rochester.
3/19 - Agreed to terms on multi-year deal with Dominik Hasek (G).
3/20 - Assigned Randy Burridge (LW) to Rochester.
3/23 - Recalled Rumun Ndur (D) and Vaclav Varada (RW) from Rochester.
3/24 - Acquired Paul Kruse (LW) and Jason Holland (D) from the N.Y. Islanders in exchange for Jason Dawe (R/LW)...Jason Holland (D) was then assigned to Rochester.
Reassigned Rumun Ndur (D) to Rochester.

APRIL

4/2 - Agreed to terms on multi-year deal with Richard Smehlik (D).
4/15 - Recalled Martin Biron (G) from Rochester.
4/16 - Reassigned Martin Biron (G) to Rochester.

MAY

5/29 - Signed prospect Cory Sarich (D) to multi-year deal.



SABRES LAST TIME

THE LAST TIME THE SABRES...

WON A HOME GAME IN OVERTIME:
12/12/97 vs. Carolina (Matthew Barnaby)
LOST A HOME GAME IN OVERTIME:
3/26/97 vs. NY Islanders (Bryan Berard)

SHUT OUT AN OPPONENT AT HOME:
4/1/98 vs. Los Angeles (4-0 by Dominik Hasek)
SHUT OUT OPPONENT ON THE ROAD:
3/27/98 at Edmonton (1-0 by Dominik Hasek)

HAD TWoO STRAIGHT SHUTOUTS:
3/24 & 3/27, 1998 (Dominik Hasek, 2-0 at Cgy. & 1-0 at Edm.)

WON A 1-0 GAME AT HOME:
12/19/97 vs. Montreal (Dominik Hasek)
WON A 1-0 GAME ON THE ROAD:
3/27/98 at Edmonton (Dominik Hasek)

TIED A GAME IN THE FINAL MINUTE:
2/26/98 at Boston (Alexei Zhitnik)

SCORED 10 OR MORE GOALS AT HOME:
2/24/93 vs. Detroit (10-7)

SCORED 10 OR MORE GOALS ON THE ROAD:
3/8/90 at Boston (10-4)

RECORDED 50 OR MORE SHOTS:
10/11/92 vs. Montreal (50)

ALLOWED 50 OR MORE SHOTS:
4/19/98 vs. Ottawa (51)

WON BY FIVE OR MORE GOALS:
HOME: 3/19/98 (6-1 - Florida)
ROAD: 11/20/97 (5-0 - Phoenix)

LAST SCORELESS TIE AT HOME:
10/15/86 vs. Montreal

HAD ONE PLAYER WITH A THREE-GOAL GAME:
HOME: 11/10/97 vs. Edmonton (Jason Dawe)

ROAD: 1/10/97 at Anaheim (Paul Kariya)
SCORED TWO HAT TRICKS IN ONE GAME:
12/31/92 vs. N.Y. Rangers (Alexander Mogilny & Yuri Khymylev)

HAD A FOUR-GOAL GAME:
2/24/93 vs. Detroit (Alexander Mogilny)

HAD A FIVE-GOAL GAME:
2/6/86 at Boston (Dave Andreychuk)

SCORED A SHORT-HANDED GOAL:
4/15/98 at New Jersey (Brian Holzinger)

SCORED A GOAL WHILE TWO MEN SHORT:
1/30/90 at Quebec (Phil Housley)

SCORED TWO SHORT-HANDED GOALS IN ONE GAME:
3/19/98 vs. Florida (Michael Pecca, Alexei Zhitnik [2])

SCORED AN EMPTY NET GOAL:
HOME: 4/8/98 vs. Carolina (Vaclav Varada)
ROAD: 3/24/98 at Calgary (Curtis Brown)

SCORED ON A PENALTY SHOT:
4/11/98 at Ottawa (Dixon Ward scored vs. Damian Rhodes)
HAD A PENALTY SHOT:
4/11/98 at Ottawa (Dixon Ward scored vs. Damian Rhodes)

THE LAST TIME THE SABRES...

WON A ROAD GAME IN OVERTIME:
11/1/97 at Florida (Dixon Ward)
LOST A ROAD GAME IN OVERTIME:
4/15/98 at New Jersey (Scott Stevens)

WERE SHUTOUT AT HOME:
4/5/98 vs. Ottawa (1-0 by Damian Rhodes)
WERE SHUTOUT ON THE ROAD:
1/20/98 at Philadelphia (3-0 by Ron Hextall)

WERE SHUTOUT IN TWO STRAIGHT GAMES:
2/3 & 2/4, 1990 (1-0 at Mtl. & 1-0 vs. N.Y. I.)

LOST A 1-0 GAME AT HOME:
4/5/98 vs. Ottawa (Damian Rhodes)
LOST A 1-0 GAME ON THE ROAD:
4/12/97 at Ottawa (Ron Tugnutt)

ALLOWED THE TYING GOAL IN THE FINAL MINUTE:
2/25/98 vs. Toronto (Mats Sundin)

ALLOWED 10 OR MORE GOALS AT HOME:
Has not happened

ALLOWED 10 OR MORE GOALS ON THE ROAD:
3/12/88 at Calgary (10-4)

RECORDED 20 OR MORE SHOTS IN A PERIOD:
1/25/97 vs. Hartford (20 - 2nd)

ALLOWED 20 OR MORE SHOTS IN A PERIOD:
4/19/98 vs. Ottawa (22 - 1st)

LOST BY FIVE OR MORE GOALS:
HOME: 4/13/97 (8-3 - Washington)
ROAD: 10/26/97 (6-1 - Phoenix)

LAST SCORELESS TIE ON THE ROAD:
12/23/96 at New Jersey

ALLOWED A THREE-GOAL GAME:
HOME: 12/31/96 vs. New Jersey (Bill Guerin)

ROAD: 1/10/97 at Anaheim (Paul Kariya)
ALLOWED TWO HAT TRICKS IN ONE GAME:
11/22/87 vs. Los Angeles (Bernie Nicholls & Bob Carpenter)

ALLOWED A FOUR-GOAL GAME BY OPPOSING PLAYER:
4/13/97 vs. Washington (Jaroslav Svejkovsky)

(Sabres have never allowed a five-goal game by an opposing player.)

ALLOWED A SHORT-HANDED GOAL:
3/29/98 at Detroit (Steve Yzerman)

ALLOWED A GOAL WITH A TWO-MAN ADVANTAGE:
Has not happened in recent years

ALLOWED TWO SHORT-HANDED GOALS IN ONE GAME:
10/29/95 at Chicago (Jeremy Roenick & Tony Amonte)

ALLOWED AN EMPTY NET GOAL:
HOME: 3/17/98 vs. Chicago (Eric Daze)
ROAD: 12/6/97 at Ottawa (Randy Cunneyworth)

ALLOWED A GOAL ON A PENALTY SHOT:
10/7/97 vs. Dallas (Jere Lehtinen scored vs. Dominik Hasek)
STOPPED THE SHOOTER ON A PENALTY SHOT:
4/10/97 at Boston (Dominik Hasek stopped Jason Allison)

1997-98 REGULAR SEASON SCORES

NO.	DATE	H/A	OPP.	SCORE	W/L/T	RECORD	GOALIE	ATT.	GOALS by UNIF. NO. (in order scored)
1	10/1	A	STL	3-1	W	1-0-0	Hasek	15,893	17,81(d),15
2	10/3	A	WSH	2-6	L	1-1-0	Hasek	18,130	9,28
3	10/5	A	TB	1-1	T	1-1-1	Hasek	12,198	17
4	10/7	H	DAL	2-4	L	1-2-1	Hasek	15,575	81,22
5	10/9	H	WSH	5-2	W	2-2-1	Hasek	10,116	18,17
6	10/11	A	NJ	2-3	L	2-3-1	Shields	14,895	9,12,17(d),81,12
7	10/15	A	CAR	3-3	T	2-3-2	Hasek	6,278	26, 26, 18
8	10/17	H	MTL	1-5	L	2-4-2	Hasek	17,664	81
9	10/19	A	CHI *	2-5	L	2-5-2	Hasek/Shields	16,145	17, 81
10	10/22	H	CGY	4-1	W	3-5-2	Hasek	11,222	19,8(d),19,10
11	10/26	A	PHX	1-6	L	3-6-2	Hasek	14,860	81
12	10/28	A	COL	2-3	L	3-7-2	Hasek	16,061	37,37
13	10/31	A	CAR **	3-2	W	4-7-2	Shields	7,555	44,74,17(d)
14	11/1	A	FLA **	4-3	W	5-7-2	Hasek	14,703	17,81,27,15(d)
15	11/6	H	FLA	2-4	L	5-8-2	Hasek	12,752	15,19
16	11/8	A	PIT	2-2	T	5-8-3	Shields	16,218	37,44
17	11/10	H	EDM	4-4	T	5-8-4	Hasek/Shields	13,628	17,17,17,26
18	11/13	H	WSH	2-3	L	5-9-4	Shields	13,265	10,26
19	11/15	H	NJ	2-3	L	5-10-4	Hasek	15,195	27,18
20	11/20	A	BOS	5-0	W	6-10-4	Hasek	13,159	44(d),22,81,28,81
21	11/22	H	NYI *	6-1	W	7-10-4	Hasek	13,256	17,17(d),28,27,28,12
22	11/24	A	PIT	1-5	L	7-11-4	Hasek	13,149	28
23	11/26	H	PHI	1-3	L	7-12-4	Hasek	16,007	27
24	11/28	H	NYR	3-3	T	7-12-5	Hasek	18,595	44,26,28
25	12/1	A	PHI	1-1	T	7-12-6	Hasek	19,360	19
26	12/3	H	ANA	4-0	W	8-12-6	Hasek	11,654	28(d),81,19,81
27	12/5	H	TB	4-0	W	9-12-6	Hasek	12,293	4(d),5,81,6
28	12/6	A	OTT	0-3	L	9-13-6	Hasek	15,285	---
29	12/11	A	BOS	1-2	L	9-14-6	Hasek	14,637	19
30	12/12	H	CAR **	3-2	W	10-14-6	Hasek	12,321	27,81,36(d)
31	12/15	A	DAL	4-8	L	10-15-6	Hasek/Shields	15,036	81,19,26,27
32	12/17	A	NYI	0-4	L	10-16-6	Hasek	10,733	---
33	12/19	H	MTL	1-0	W	11-16-6	Hasek	15,237	28(d)
34	12/21	A	NYR	2-0	W	12-16-6	Hasek	18,200	81(d),27
35	12/23	H	DET	1-3	L	12-17-6	Hasek	17,666	26
36	12/26	H	NYR	3-0	W	13-17-6	Hasek	18,595	5(d),15,18(EN)
37	12/27	A	CAR	1-4	L	13-18-6	Shields	8,682	17
38	12/29	H	NJ	1-3	L	13-19-6	Hasek	16,039	27
39	12/31	H	OTT	3-0	W	14-19-6	Hasek	15,636	12(d),27,27
40	1/2	H	COL	2-2	T	14-19-7	Hasek	18,595	17,26
41	1/7	A	ANA	3-2	W	15-19-7	Hasek	17,049	4,37,44(d)
42	1/8	A	LA	2-2	T	15-19-8	Hasek	10,364	18,15
43	1/10	A	SJ	2-5	L	15-20-8	Hasek	17,483	18,12
44	1/14	A	TOR	4-1	W	16-20-8	Hasek	15,726	37,26(d),28,81
45	1/15	H	VAN	6-2	W	17-20-8	Hasek/Shields	16,290	17,17,36(d),5,42,28
46	1/20	A	PHI	0-3	L	17-21-8	Hasek/Shields	19,654	---
47	1/21	H	CAR	2-1	W	18-21-8	Hasek	12,627	15,37(d)
48	1/23	H	TB	4-1	W	19-21-8	Hasek	14,012	36,32(d),18,8(EN)
49	1/27	H	STL	3-3	T	19-21-9	Hasek	13,314	5,44,25
50	1/30	H	PHX	3-3	T	19-21-10	Hasek	16,854	19,10,81
51	2/1	A	FLA	5-2	W	20-21-10	Hasek	14,703	28,5,19(d),26,27(EN)
52	2/2	A	TB	7-3	W	21-21-10	Shields	10,137	42,19,28,15(d),17,4,28
53	2/4	H	BOS	2-2	T	21-21-11	Hasek	15,921	10,27
54	2/6	H	PIT	2-2	T	21-21-12	Hasek	18,595	28,28
55	2/7	A	MTL	4-1	W	22-21-12	Hasek	21,273	19,5(d),4,44(EN)
56	2/25	H	TOR	2-2	T	22-21-13	Hasek	18,595	80,28
57	2/26	A	BOS	1-1	T	22-21-14	Shields	15,584	44
58	3/1	A	WSH *	3-0	W	23-21-14	Hasek	16,655	81(d),81,81(EN)
59	3/2	A	NYR	1-0	W	24-21-14	Hasek	18,200	44(d)
60	3/6	H	NYI	2-4	L	24-22-14	Hasek	18,595	18,32

power-play goals underlined
(PS) penalty shot

short-handed goals in *italics*

(d) deciding goal

(EN) empty net goal

* - afternoon game
** - overtime decision



1997-98 REGULAR SEASON SCORES

NO.	DATE	H/A	OPP.	SCORE	W/L/T	RECORD	GOALIE	ATT.	GOALS by UNIF. NO. (in order scored)
61	3/7	A	MTL	2-1	W	25-22-14	Hasek	20,786	18,80(d)
62	3/10	A	NYI	2-2	T	25-22-15	Hasek	7,741	28,5
63	3/12	H	SJ	3-1	W	26-22-15	Hasek	15,749	27,15(d),44
64	3/14	A	PIT*	1-2	L	26-23-15	Hasek	15,529	22
65	3/15	H	PIT*	3-0	W	27-23-15	Hasek	18,595	22(d),27,27(EN)
66	3/17	H	CHI	3-5	L	27-24-15	Hasek	14,024	22,81,17
67	3/19	H	FLA	6-1	W	28-24-15	Hasek	12,916	27,28(d),44,44,15,26
68	3/21	H	BOS*	1-2	L	28-25-15	Hasek	18,595	26
69	3/24	A	CGY	2-0	W	29-25-15	Hasek	16,296	28(d),37(EN)
70	3/26	A	VAN	5-2	W	30-25-15	Shields	17,699	5,80,27(d),44,27
71	3/27	A	EDM	1-0	W	31-25-15	Hasek	17,099	81(d)
72	3/29	A	DET	2-4	L	31-26-15	Hasek	19,983	28,24
73	4/1	H	LA	4-0	W	32-26-15	Hasek	15,444	28(d),37,44,28
74	4/3	H	BOS	5-4	W	33-26-15	Hasek	18,098	37,19,36,25,25(d)
75	4/5	H	OTT*	0-1	L	33-27-15	Hasek	15,661	---
76	4/8	H	CAR	3-1	W	34-27-15	Hasek	16,644	5,80(d),25(EN)
77	4/10	H	MTL	2-1	W	35-27-15	Hasek	18,595	28,37(d)
78	4/11	A	OTT	4-4	T	35-27-16	Shields	18,500	42,36,15(PS),37
79	4/13	H	PHI	2-1	W	36-27-16	Hasek	18,004	37,18(d)
80	4/15	A	NJ**	4-5	L	36-28-16	Shields	19,040	19,19,22,8
81	4/18	A	MTL	3-3	T	36-28-17	Hasek	21,273	26,44,25
82	4/19	H	OTT	1-2	L	36-29-17	Hasek/Shields	18,595	28

power-play goals underlined short-handed goals in *italics* (d) deciding goal (EN) empty net goal
(PS) penalty shot

* - afternoon game
** - overtime decision

MISCELLANEOUS STATISTICS 1997-98

REGULAR SEASON WHEN THE SABRES...

Played a one-goal game
Played a two-goal game
Played a three-goal game

RECORD

12-10
5-8
19-11

WHEN THE SABRES...

Scored first
Allowed the 1st goal
Outshot opponent
Tied in shots
Were outshot
Led after 1st period
Were tied after 1st per
Trailed after 1st period
Led after 2nd period
Were tied after 2nd per
Trailed after 2nd period
Scored 4 or more goals
Allowed 4 or more goals
Entered overtime

RECORD

27-7-5
9-22-12
9-8-9
1-1-0
26-20-8
18-2-5
14-8-4
4-19-8
27-2-4
6-3-6
3-24-7
17-2-2
1-15-2
3-1-17

THROUGH 1997-98...

Overtime history

33-42-154

PLAYOFFS

WHEN THE SABRES...

Played a one-goal game
Played a two-goal game
Played a three-goal game

RECORD

5-4
2-1
3-0

WHEN THE SABRES...

Scored first
Allowed the 1st goal
Outshot opponent
Were tied in shots
Were outshot
Led after 1st period
Were tied after 1st per.
Trailed after 1st period
Led after 2nd period
Were tied after 2nd per.
Trailed after 2nd period
Scored 4 or more goals
Allowed 4 or more goals
Entered overtime

RECORD

8-2
2-3
2-2
0-1
8-2
7-1
3-2
0-2
7-0
3-4
0-1
4-0
1-1
3-3

THROUGH 1998 PLAYOFFS...

Overtime history

19-18

1997-98

MIGHTY DUCKS OF ANAHEIM VS. BUFFALO SABRES



Summary: Won-2 Lost-0 Tied-0

At ANAHEIM

Jan. 7, 1998 MIGHTY DUCKS 2 SABRES 3

Attend.

17,049

Goaltenders

HEBERT, SHTALENKOV/ HASEK

W/T Goal

ALEXEI ZHITNIK

At BUFFALO

Dec. 3, 1997 MIGHTY DUCKS 0 SABRES 4

Attend.

11,654

Goaltenders

HEBERT/ HASEK

W/T Goal

DONALD AUDETTE

Goals by Period:	1st	2nd	3rd	OT	Total	Shots by Period:	1st	2nd	3rd	OT	Total
MIGHTY DUCKS	0	1	1	0	2	MIGHTY DUCKS	18	19	24	0	61
SABRES	3	1	3	0	7	SABRES	22	16	16	0	54

Individual Scoring

MIGHTY DUCKS	GP	G	A	TP	+/-	PM	PP	SH	GW	GT	EN	S	Pctg	SABRES	GP	G	A	TP	+/-	PM	PP	SH	GW	GT	EN	S	Pctg	
T. DRURY	2	1	1	2	1	0	0	0	0	0	0	5	20.0	M. SATAN	2	2	1	3	2	2	0	0	0	0	6	33.3		
P. KARIYA	1	1	0	1	0	0	0	0	0	0	0	5	20.0	D. AUDETTE	2	1	1	2	1	0	1	0	1	0	0	5	20.0	
J.J. DAIGNEAULT	2	0	1	1	0	0	0	0	0	0	0	3	.0	J. WOOLLEY	2	0	2	2	1	0	0	0	0	0	0	3	.0	
M. CULLEN	1	0	0	0	0	0	0	0	0	0	0	2	.0	C. BROWN	2	1	0	1	1	0	0	0	0	0	0	3	33.3	
B. DOLLAS	1	0	0	0	1	0	0	0	0	0	0	0	.0	B. HOLZINGER	2	1	0	1	1	0	1	0	0	0	0	5	20.0	
J. JOMPHE	1	0	0	0	1	0	0	0	0	0	0	1	.0	M. WILSON	2	1	0	1	1	0	0	0	0	0	0	3	33.3	
B. SEVERYN	1	0	0	0	0	0	0	0	0	0	0	1	.0	A. ZHITNIK	2	1	0	1	3	2	0	0	1	0	0	7	14.3	
J. STEVENSON	1	0	0	0	2	0	0	0	0	0	0	2	.0	M. BARNABY	2	0	1	1	1	2	0	0	0	0	0	0	.0	
P. TRIHKA	1	0	0	0	0	0	0	0	0	0	0	0	.0	R. BURRIDGE	2	0	1	1	0	0	0	0	0	0	0	3	.0	
S. YOUNG	1	0	0	0	1	0	0	0	0	0	0	2	.0	J. DAWE	2	0	1	1	1	0	0	0	0	0	0	3	.0	
M. JANSSENS	2	0	0	0	2	17	0	0	0	0	0	2	.0	M. PECA	2	0	1	1	1	2	0	0	0	0	0	3	.0	
D. KARPA	2	0	0	0	2	20	0	0	0	0	0	2	.0	D. PLANTE	2	0	1	1	1	0	0	0	0	0	0	5	.0	
J. MARSHALL	2	0	0	0	1	4	0	0	0	0	0	2	.0	R. SMEHLIK	2	0	1	1	2	0	0	0	0	0	0	2	.0	
D. MIRONOV	2	0	0	0	2	0	0	0	0	0	0	3	.0	M. GROSEK	1	0	0	0	2	0	0	0	0	0	0	2	.0	
J. NIELSEN	2	0	0	0	2	0	0	0	0	0	0	2	.0	B. MAY	1	0	0	0	4	0	0	0	0	0	0	0	.0	
S. PRONGER	2	0	0	0	0	0	0	0	0	0	0	5	.0	J. MCKEE	1	0	0	0	2	2	0	0	0	0	0	2	.0	
S. RUCCHINI	2	0	0	0	0	0	0	0	0	0	0	3	.0	W. PRIMEAU	1	0	0	0	0	0	0	0	0	0	0	0	.0	
J. SACCO	2	0	0	0	1	0	0	0	0	0	0	2	.0	R. RAY	1	0	0	0	1	0	0	0	0	0	0	0	.0	
R. SALEI	2	0	0	0	2	0	0	0	0	0	0	1	.0	D. SHANNON	1	0	0	0	1	0	0	0	0	0	0	0	.0	
T. SANDSTROM	2	0	0	0	2	4	0	0	0	0	0	5	.0	B. BOUGHNER	2	0	0	0	2	2	0	0	0	0	0	0	.0	
T. SELAINE	2	0	0	0	1	0	0	0	0	0	0	10	.0	D. WARD	2	0	0	0	1	0	0	0	0	0	0	2	.0	
K. TODD	2	0	0	0	2	0	0	0	0	0	0	3	.0															
Power play:	0-7	0.0%												Power play:	2-10	20.0%												
Penalty killing:	8-10	80.0%												Penalty killing:	7-7	100.0%												

Goaltending

MIGHTY DUCKS	GP	MIN	GA	Avg	EN	SO	W	L	T	Shots	Save%	SABRES	GP	MIN	GA	Avg	EN	SO	W	L	T	Shots	Save%	
G. HEBERT	2	100	5	3.00	0	0	1	0	43	.884	D. HASEK	2	120	2	1.00	0	1	2	0	0	61	.967		
M. SHTALENKOV	1	19	2	6.32	0	0	1	0	11	.818														



1997-98
BOSTON BRUINS
VS.
BUFFALO SABRES



Summary: Won-2 Lost-2 Tied-2

At BOSTON

Date	Team	Score	Attend
Nov. 20, 1997	BRUINS 0 SABRES 5	13,159	
Dec. 11, 1997	BRUINS 2 SABRES 1	14,637	
Feb. 26, 1998	BRUINS 1 SABRES 1	15,584	

Attend

Goalenders

DAFOE/ CAREY/ HASEK
TALLAS/ HASEK
DAFOE/ SHIELDS

W/T Goal

ALEXEI ZHITNIK
JASON ALLISON
ALEXEI ZHITNIK

At BUFFALO

Date	Team	Score	Attend
Feb. 4, 1998	BRUINS 2 SABRES 2	15,921	
March 21, 1998	BRUINS 2 SABRES 1	18,595	
April 3, 1998	BRUINS 4 SABRES 5	18,098	

Attend

Goalenders

DAFOE/ HASEK
DAFOE/ HASEK
DAFOE/ HASEK

W/T Goal

MICHAEL PECA
RAY BOURQUE
VACLAV VARADA

Goals by Period:

Team	1st	2nd	3rd	OT	Total
BRUINS	3	4	4	0	11
SABRES	2	8	5	0	15

Shots by Period:

Team	1st	2nd	3rd	OT	Total
BRUINS	52	55	64	2	173
SABRES	41	55	52	2	150

Individual Scoring

BRUINS	GP	G	A	TP	+/-	PP	SH	GW	GT	EN	S	Pctg
G. LEDYARD	2	2	2	4	1	0	1	0	0	0	4	50.0
S. SAMSONOV	6	2	2	4	2	0	1	0	0	0	15	13.3
S. HEINZE	5	0	4	4	0	0	0	0	0	0	11	.0
J. ALLISON	6	2	1	3	3	16	0	0	1	0	15	13.3
R. BOURQUE	6	1	2	3	2	6	1	0	1	0	18	5.6
A. CARTER	6	1	2	3	0	0	0	0	0	0	15	6.7
T. DONATO	6	1	1	2	6	0	0	0	0	0	10	10.0
D. KHRISTICH	6	1	1	2	2	6	0	0	0	0	7	14.3
K. MCCLAREN	4	0	2	2	1	0	0	0	0	0	8	.0
P. AXELSSON	6	1	0	1	2	14	1	0	0	0	18	5.6
L. WILSON	2	0	1	1	0	0	0	0	0	0	4	.0
B. DAFOE	5	0	1	1	0	0	0	0	0	0	0	.0
D. ELLETT	6	0	1	1	3	6	0	0	0	0	3	.0
M. SULLIVAN	6	0	1	1	1	4	0	0	0	0	13	.0
D. CHYNOWETH	1	0	0	0	3	0	0	0	0	0	1	.0
D. VAN IMPE	3	0	0	0	1	4	0	0	0	0	5	.0
D. MALKOC	4	0	0	0	5	9	0	0	0	0	1	.0
D. SWEENEY	4	0	0	0	1	0	0	0	0	0	3	.0
J. THORNTON	5	0	0	0	1	2	0	0	0	0	1	.0
K. BAUMGARTNER	6	0	0	0	2	33	0	0	0	0	1	.0
R. DIMAIO	6	0	0	0	3	8	0	0	0	0	9	.0
H. GILL	6	0	0	0	1	15	0	0	0	0	7	.0
T. TAYLOR	6	0	0	0	4	5	0	0	0	0	4	.0

Power play: 4-23 17.4%
 Penalty killing: 21-22 95.5%

Power play: 1-22 4.5%
 Penalty killing: 19-23 82.6%

Goaltending

BRUINS	GP	MIN	GA	Avg	EN	SO	W	L	T	Shots	Save%
B. DAFOE	5	289	12	2.49	0	1	2	2	117	.897	
J. CAREY	1	20	2	6.00	0	0	0	0	15	.867	
R. TALLAS	1	60	1	1.00	0	1	0	0	18	.944	

SABRES	GP	MIN	GA	Avg	EN	SO	W	L	T	Shots	Save%
D. HASEK	5	303	10	1.98	0	1	2	2	1	140	.929
S. SHIELDS	1	65	1	.92	0	0	0	0	1	33	.970

1997-98
CALGARY FLAMES
VS.
BUFFALO SABRES



Summary: Won-2 Lost-0 Tied-0

At CALGARY

Date	Team	Score	Attend
March 24, 1998	FLAMES 0 SABRES 2	16,296	

Attend

Goalenders

TABARACCI/ HASEK

W/T Goal

DONALD AUDETTE

At BUFFALO

Date	Team	Score	Attend
Oct. 22, 1997	FLAMES 1 SABRES 4	11,222	

Attend

Goalenders

TABARACCI/ HASEK

W/T Goal

DARRYL SHANNON

Goals by Period:

Team	1st	2nd	3rd	OT	Total
FLAMES	1	0	0	0	1
SABRES	1	1	4	0	6

Shots by Period:

Team	1st	2nd	3rd	OT	Total
FLAMES	9	21	17	0	47
SABRES	11	13	18	0	42

Individual Scoring

FLAMES	GP	G	A	TP	+/-	PP	SH	GW	GT	EN	S	Pctg
J. PATRICK	2	1	0	1	1	0	0	0	0	0	3	33.3
A. CASSELS	2	0	1	1	1	2	0	0	0	0	1	.0
T. FLEURY	2	0	1	1	1	2	0	0	0	0	5	.0
J. ALLISON	1	0	0	0	0	0	0	0	0	0	0	.0
S. BEGIN	1	0	0	0	0	9	0	0	0	0	0	.0
J. BOUCHARD	1	0	0	0	0	0	0	0	0	0	2	.0
V. BURE	1	0	0	0	2	0	0	0	0	0	6	.0
H. DOMENICHIELLI	1	0	0	0	0	0	0	0	0	0	3	.0
J. DOWD	1	0	0	0	0	0	0	0	0	0	2	.0
D. GAUTHIER	1	0	0	0	2	0	0	0	0	0	0	.0
J. HOGGLUND	1	0	0	0	0	0	0	0	0	0	0	.0
S. MCCARTHY	1	0	0	0	0	0	0	0	0	0	2	.0
M. PELUSO	1	0	0	0	5	0	0	0	0	0	0	.0
E. WARD	1	0	0	0	2	0	0	0	0	0	0	.0
Z. ZALAPSKI	1	0	0	0	2	0	0	0	0	0	1	.0
T. ALBELIN	2	0	0	0	1	0	0	0	0	0	1	.0
C. DINGMAN	2	0	0	0	0	0	0	0	0	0	3	.0
C. HULSE	2	0	0	0	2	0	0	0	0	0	3	.0
J. IGUNLA	2	0	0	0	2	0	0	0	0	0	4	.0
M. MCINNIS	2	0	0	0	0	0	0	0	0	0	2	.0
D. MORRIS	2	0	0	0	1	0	0	0	0	0	1	.0
M. NYLANDER	2	0	0	0	2	0	0	0	0	0	4	.0
C. STILLMAN	2	0	0	0	1	2	0	0	0	0	1	.0
G. TITOV	2	0	0	0	1	0	0	0	0	0	3	.0

Power play: 0-10 0.0%
 Penalty killing: 5-8 62.5%

Power play: 3-8 37.5%
 Penalty killing: 10-10 100.0%

Goaltending

FLAMES	GP	MIN	GA	Avg	EN	SO	W	L	T	Shots	Save%
R. TABARACCI	2	120	5	2.50	1	0	0	2	0	41	.878

SABRES	GP	MIN	GA	Avg	EN	SO	W	L	T	Shots	Save%
D. HASEK	2	120	1	.50	0	1	2	0	0	47	.979



1997-98
CAROLINA HURRICANES
VS.
BUFFALO SABRES



Summary: Won-4 Lost-1 Tied-1

At CAROLINA

Oct. 15, 1997	HURRICANES	3	SABRES	3
Oct. 31, 1997	HURRICANES	2	SABRES	3
Dec. 27, 1997	HURRICANES	4	SABRES	1

At BUFFALO

Dec. 12, 1997	HURRICANES	2	SABRES	3
Jan. 21, 1998	HURRICANES	1	SABRES	2
April 8, 1998	HURRICANES	1	SABRES	3

Goals by Period:

1st	2nd	3rd	OT	Total
3	5	5	0	13
6	4	3	2	15

Shots by Period:

1st	2nd	3rd	OT	Total
49	67	50	6	172
60	43	55	13	171

Attend. 6,278
Goaltenders BURKE/HASEK
W/T Goal GEOFF SANDERSON

7,555
 BURKE/SHIELDS
 JASON DAWE

8,682
 JABLONSKI/SHIELDS
 NELSON EMERSON

Attend. 12,321
Goaltenders BURKE/HASEK
W/T Goal MATTHEW BARNABY

12,627
 KIDD/HASEK
 CURTIS BROWN

16,644
 KIDD/HASEK
 GEOFF SANDERSON

Individual Scoring

HURRICANES	GP	G	A	TP	+/-	PP	SH	GW	GT	EN	S	Pctg
G. ROBERTS	5	1	3	4	4	1	0	0	0	0	9	11.1
S. CHASSON	5	2	1	3	3	2	2	0	0	0	15	13.3
J. O'NEILL	5	2	1	3	2	0	1	0	0	0	8	25.0
K. DINEN	5	1	2	3	1	10	0	0	0	0	10	10.0
H. EMERSON	6	1	2	3	4	0	1	0	1	0	13	7.7
S. KAPANEN	6	1	2	3	3	0	1	0	0	0	12	8.3
G. SANDERSON	4	1	1	2	2	2	1	0	1	0	11	9.1
R. PRIMEAU	6	1	1	2	4	2	0	1	0	0	14	7.1
K. SHEPPARD	1	1	0	1	0	0	0	0	0	0	0	0.0
C. LESCHYSHYN	6	1	0	1	0	2	0	0	0	0	5	20.0
K. MANDERVILLE	6	1	0	1	1	4	0	0	0	0	7	14.3
E. CICCONI	1	0	1	1	1	0	0	0	0	0	0	0.0
S. HALKO	1	0	1	1	4	0	0	0	0	0	0	0.0
M. GELINAS	2	0	1	1	0	0	0	0	0	0	5	0.0
J. BROWN	3	0	1	1	2	0	0	0	0	0	7	0.0
S. BURKE	3	0	1	1	0	0	0	0	0	0	0	0.0
K. HALLER	4	0	1	1	2	2	0	0	0	0	6	0.0
P. RAVIHEM	4	0	1	1	1	2	0	0	0	0	4	0.0
A. BURT	6	0	1	1	2	8	0	0	0	0	3	0.0
G. WESLEY	6	0	1	1	1	2	0	0	0	0	7	0.0
J. BATTAGLIA	1	0	0	0	0	0	0	0	0	0	1	0.0
C. MURRAY	1	0	0	0	0	0	0	0	0	0	0	0.0
N. PRATT	1	0	0	0	0	0	0	0	0	0	1	0.0
M. RUCINSKI	1	0	0	0	0	0	0	0	0	0	0	0.0
S. HILL	2	0	0	0	1	0	0	0	0	0	5	0.0
S. LEACH	4	0	0	0	1	5	0	0	0	0	9	0.0
S. RICE	4	0	0	0	1	4	0	0	0	0	3	0.0
S. GRIMSON	6	0	0	0	1	8	0	0	0	0	2	0.0
R. KRON	6	0	0	0	1	2	0	0	0	0	12	0.0

Power play: 7-29 24.1%
 Penalty killing: 20-25 80.0%

Power play: 5-25 20.0%
 Penalty killing: 22-29 75.9%

Goaltending

HURRICANES	GP	MIN	GA	Avg	EN	SO	W	L	T	Shots	Save%
S. BURKE	3	193	9	2.80	0	0	2	1	80	.888	
P. JABLONSKI	1	60	1	1.00	0	0	1	0	27	.963	
TREVOR KIDD	2	118	4	2.03	1	0	2	0	63	.937	

SABRES	GP	MIN	GA	Avg	EN	SO	W	L	T	Shots	Save%
D. HASEK	4	250	7	1.68	0	0	3	0	1	123	.943
S. SHIELDS	2	123	6	2.93	0	0	1	1	0	49	.878

1997-98
CHICAGO BLACKHAWKS
VS.
BUFFALO SABRES



Summary: Won-0 Lost-2 Tied-0

At CHICAGO

Oct. 19, 1997	BLACKHAWKS	5	SABRES	2
---------------	------------	---	--------	---

At BUFFALO

March 17, 1998	BLACKHAWKS	5	SABRES	3
----------------	------------	---	--------	---

Goals by Period:

1st	2nd	3rd	OT	Total
3	2	5	0	10
1	1	3	0	5

Attend. 16,145
Goaltenders TERRERI/HASEK, SHIELDS
W/T Goal ERIC DAZE

Attend. 14,024
Goaltenders HACKETT/HASEK
W/T Goal GREG JOHNSON

Shots by Period:

1st	2nd	3rd	OT	Total
35	25	29	0	89
18	10	19	0	47

Individual Scoring

BLACKHAWKS	GP	G	A	TP	+/-	PP	SH	GW	GT	EN	S	Pctg
A. ZHAMNOV	2	2	3	5	3	2	1	0	0	0	9	22.2
E. DAZE	2	2	2	4	2	0	0	0	1	0	11	18.2
T. AMONTE	2	1	3	4	4	2	0	0	0	0	8	12.5
G. JOHNSON	1	1	1	2	3	0	0	1	0	0	4	25.0
E. MOREAU	2	1	1	2	3	0	0	0	0	0	5	20.0
E. WEINRICH	2	1	1	2	3	2	0	0	0	0	4	25.0
C. CHELIOS	2	0	2	2	3	0	0	0	0	0	5	0.0
J. SHANTZ	2	0	2	2	2	0	0	0	0	0	3	0.0
S. KRIVOKRASOV	1	0	1	1	2	0	0	0	0	0	5	20.0
S. DUBINSKY	2	1	0	1	0	0	0	0	0	0	5	20.0
J. CUMMINS	1	0	1	1	1	0	0	0	0	0	0	0.0
G. SUTER	2	0	1	1	0	0	0	0	0	0	3	0.0
K. CARNEY	1	0	0	0	1	2	0	0	0	0	3	0.0
D. CLEARY	1	0	0	0	1	0	0	0	0	0	1	0.0
M. GENDRON	1	0	0	0	1	0	0	0	0	0	2	0.0
C. KILGER	1	0	0	0	1	0	0	0	0	0	0	0.0
J. MORE	1	0	0	0	0	0	0	0	0	0	1	0.0
D. NABOKOV	1	0	0	0	0	0	0	0	0	0	2	0.0
C. RUSSELL	1	0	0	0	2	4	0	0	0	0	1	0.0
R. SIMPSON	1	0	0	0	0	0	0	0	0	0	3	0.0
M. SYKORA	1	0	0	0	2	0	0	0	0	0	2	0.0
C. LAFLEAME	2	0	0	0	1	4	0	0	0	0	5	0.0
J. LEROUX	2	0	0	0	1	7	0	0	0	0	5	0.0
B. SUTTER	2	0	0	0	1	0	0	0	0	0	2	0.0

Power play: 1-8 12.5%
 Penalty killing: 7-9 77.8%

Power play: 2-9 22.2%
 Penalty killing: 7-8 87.5%

Goaltending

BLACKHAWKS	GP	MIN	GA	Avg	EN	SO	W	L	T	Shots	Save%
C. TERRERI	1	60	2	2.00	0	0	1	0	0	17	.882
J. HACKETT	1	60	3	3.00	0	0	1	0	0	30	.900

SABRES	GP	MIN	GA	Avg	EN	SO	W	L	T	Shots	Save%
D. HASEK	2	100	8	4.80	1	0	0	2	0	76	.895
S. SHIELDS	1	20	1	3.00	0	0	0	0	0	12	.917



1997-98
COLORADO AVALANCHE
VS.
BUFFALO SABRES



Summary: Won-0 Lost-1 Tied-1

At COLORADO

Oct. 28, 1997 AVALANCHE 3 SABRES 2

Attend. 16,061

Goaltenders ROY/HASEK

W/T Goal ERIC LACROIX

At BUFFALO

Jan. 2, 1998 AVALANCHE 2 SABRES 2

Attend. 18,595

Goaltenders BILLINGTON/HASEK

W/T Goal CLAUDE LEMIEUX

Goals by Period:

	1st	2nd	3rd	OT	Total
AVALANCHE	1	2	2	0	5
SABRES	1	2	1	0	4

Shots by Period:

	1st	2nd	3rd	OT	Total
AVALANCHE	19	13	18	2	52
SABRES	15	25	16	1	57

Individual Scoring

AVALANCHE	GP	G	A	TP	+/-	PP	SH	GW	GT	EN	S	Pctg	SABRES	GP	G	A	TP	+/-	PP	SH	GW	GT	EN	S	Pctg
J. SAKIC	2	2	1	3	1	0	2	0	0	0	7	28.6	C. BROWN	2	2	0	2	2	0	0	0	0	0	5	40.0
P. FORSBERG	2	0	3	3	1	6	0	0	0	0	2	.0	D. PLANTE	2	1	1	2	1	2	1	0	0	0	4	25.0
C. LEMIEUX	2	1	1	2	1	0	0	0	1	0	7	14.3	R. SMEHLIK	2	0	2	1	2	0	0	0	0	0	1	.0
A. FOOE	2	0	2	2	2	0	0	0	0	0	1	.0	J. DAWE	2	1	0	1	2	2	0	0	0	0	6	16.7
J. KURRI	2	0	2	2	0	0	0	0	0	0	1	.0	J. MCKEE	2	0	1	1	0	0	0	0	0	0	3	.0
R. CORBET	2	1	0	1	1	2	0	0	0	0	3	33.3	M. PECA	2	0	1	1	2	0	0	0	0	0	3	.0
E. LACROIX	2	1	0	1	1	0	0	1	0	0	6	16.7	M. SATAN	2	0	1	1	0	0	0	0	0	0	2	.0
V. KAMENSKY	1	0	1	1	2	2	0	0	0	0	0	.0	D. AUDETTE	1	0	0	0	2	0	0	0	0	0	5	.0
S. DONOVAN	1	0	0	0	2	0	0	0	0	0	1	.0	B. BOUGHNER	1	0	0	0	0	0	0	0	0	0	0	.0
S. OZOLINSH	1	0	0	0	2	0	0	0	0	0	3	.0	R. BURRIDGE	1	0	0	1	0	0	0	0	0	0	2	.0
P. TREPANIER	1	0	0	0	2	0	0	0	0	0	0	.0	B. MAY	1	0	0	0	2	0	0	0	0	0	0	.0
A. DEADMARSH	2	0	0	0	2	0	0	0	0	0	3	.0	R. RAY	1	0	0	0	0	0	0	0	0	0	0	.0
J. KLEMM	2	0	0	0	2	0	0	0	0	0	1	.0	D. SHANNON	1	0	0	1	0	0	0	0	0	0	1	.0
U. KRUPP	2	0	0	0	0	0	0	0	0	0	4	.0	M. BARNABY	2	0	0	0	2	0	0	0	0	0	3	.0
S. LEFEBVRE	2	0	0	0	0	0	0	0	0	0	2	.0	M. GROSEK	2	0	0	0	0	0	0	0	0	0	5	.0
F. LEROUX	2	0	0	0	2	0	0	0	0	0	2	.0	B. HOLZINGER	2	0	0	2	0	0	0	0	0	0	2	.0
E. MESSIER	2	0	0	0	0	0	0	0	0	0	7	.0	W. PRIMEAU	2	0	0	0	0	0	0	0	0	0	2	.0
A. MILLER	2	0	0	0	12	0	0	0	0	0	0	.0	D. WARD	2	0	0	1	0	0	0	0	0	0	1	.0
J. ODGERS	2	0	0	0	2	0	0	0	0	0	0	.0	M. WILSON	2	0	0	1	4	0	0	0	0	0	3	.0
S. YELLE	2	0	0	0	2	0	0	0	0	0	2	.0	J. WOOLLEY	2	0	0	4	0	0	0	0	0	0	4	.0
													A. ZHITNIK	2	0	0	1	6	0	0	0	0	5	.0	

Power play: 2-10 20.0%
 Penalty killing: 9-10 90.0%

Power play: 1-10 10.0%
 Penalty killing: 8-10 80.0%

Goaltending

AVALANCHE	GP	MIN	GA	Avg	EN	SO	W	L	T	Shots	Save%	SABRES	GP	MIN	GA	Avg	EN	SO	W	L	T	Shots	Save%
P. ROY	1	60	2	2.00	0	0	1	0	0	21	.905	D. HASEK	2	124	5	2.42	0	0	0	1	1	52	.904
C. BILLINGTON	1	65	2	1.85	0	0	0	0	1	36	.944												

1997-98
DALLAS STARS
VS.
BUFFALO SABRES



Summary: Won-0 Lost-2 Tied-0

At DALLAS

Dec. 15, 1997 STARS 8 SABRES 4

Attend. 16,036

Goaltenders BELFOUR/HASEK, SHIELDS

W/T Goal JAMIE LANGENBRUNNER

At BUFFALO

Oct. 7, 1997 STARS 4 SABRES 2

Attend. 15,575

Goaltenders BELFOUR/HASEK

W/T Goal JERE LEHTINEN

Goals by Period:

	1st	2nd	3rd	OT	Total
STARS	6	4	2	0	12
SABRES	2	1	3	0	6

Shots by Period:

	1st	2nd	3rd	OT	Total
STARS	24	20	21	0	65
SABRES	15	11	17	0	43

Individual Scoring

STARS	GP	G	A	TP	+/-	PP	SH	GW	GT	EN	S	Pctg	SABRES	GP	G	A	TP	+/-	PP	SH	GW	GT	EN	S	Pctg
S. ZUBOV	2	0	6	6	5	0	0	0	0	0	8	.0	B. HOLZINGER	2	1	2	3	4	2	1	0	0	0	2	50.0
D. SYDOR	2	2	3	5	5	0	0	0	0	0	4	50.0	D. AUDETTE	2	0	3	3	2	0	0	0	0	0	6	.0
G. ADAMS	2	2	1	3	4	2	1	0	0	0	5	40.0	M. SATAN	2	2	0	2	1	2	1	0	0	0	4	50.0
J. LANGENBRUNNER	2	2	1	3	2	0	2	0	1	0	6	33.3	J. WOOLLEY	1	0	2	0	0	0	0	0	0	0	1	.0
J. LEHTINEN	2	2	1	3	6	2	0	1	1	0	6	33.3	M. PECA	1	1	0	1	1	2	1	0	0	0	2	50.0
M. MODANO	1	1	1	2	3	2	0	0	0	0	6	16.7	D. PLANTE	1	1	0	1	2	0	0	0	0	0	3	33.3
J. NIEUWENDYK	2	1	1	2	1	2	0	0	0	0	4	25.0	W. PRIMEAU	2	1	0	1	0	0	0	0	0	0	1	100.0
P. VERBEEK	2	1	1	2	0	0	0	0	0	0	2	50.0	B. MAY	1	0	1	1	1	5	0	0	0	0	1	.0
S. CHAMBERS	1	1	0	1	2	0	0	1	0	0	4	25.0	D. WARD	1	0	1	1	0	0	0	0	0	0	2	.0
T. HRKAC	1	0	1	1	0	0	0	0	0	0	0	.0	A. ZHITNIK	1	0	1	1	2	0	0	0	0	0	1	.0
D. REID	2	0	1	1	1	0	0	0	0	0	3	.0	C. BROWN	2	0	1	1	2	0	0	0	0	0	2	.0
B. ERREY	1	0	0	0	1	6	0	0	0	0	0	.0	R. SMEHLIK	2	0	1	1	2	0	0	0	0	0	3	.0
S. GUSEV	1	0	0	0	1	0	0	0	0	0	0	.0	R. BURRIDGE	1	0	0	0	0	0	0	0	0	0	0	.0
D. HATCHER	1	0	0	0	1	17	0	0	0	0	2	.0	M. HURLBUT	1	0	0	1	0	0	0	0	0	0	0	.0
B. HOGUE	1	0	0	0	0	0	0	0	0	0	1	.0	J. MCKEE	1	0	0	1	0	0	0	0	0	0	1	.0
C. MUNI	1	0	0	0	2	0	0	0	0	0	0	.0	E. RASMUSSEN	1	0	0	1	0	0	0	0	0	0	3	.0
B. BASSEN	2	0	0	0	7	0	0	0	0	0	1	.0	R. RAY	1	0	0	0	0	0	0	0	0	0	0	.0
E. BELFOUR	2	0	0	0	2	0	0	0	0	0	0	.0	V. VARADA	1	0	0	1	0	0	0	0	0	0	0	.0
G. CARBONNEAU	2	0	0	0	2	0	0	0	0	0	6	.0	M. BARNABY	2	0	0	0	34	0	0	0	0	0	0	.0
T. HARVEY	2	0	0	0	5	0	0	0	0	0	3	.0	B. BOUGHNER	2	0	0	1	7	0	0	0	0	0	1	.0
C. LUDWIG	2	0	0	0	1	4	0	0	0	0	1	.0	J. DAWE	2	0	0	2	0	0	0	0	0	0	4	.0
G. MARSHALL	2	0	0	0	7	0	0	0	0	0	1	.0	M. GROSEK	2	0	0	4	2	0	0	0	0	0	0	.0
R. MATVICHUK	2	0	0	0	1	4	0	0	0	0	2	.0	D. SHANNON	2	0	0	6	4	0	0	0	0	0	2	.0

Power play: 3-10 30.0%
 Penalty killing: 10-13 76.9%

Power play: 3-13 23.1%
 Penalty killing: 7-10 70.0%

1997-98
DETROIT RED WINGS
VS.
BUFFALO SABRES



Summary: Won-0 Lost-2 Tied-0

At DETROIT

March 29, 1998 RED WINGS 4 SABRES 2

Attend.

19,983

Goaltenders

OSGOOD/HASEK

W/T Goal

KRIS DRAPER

At BUFFALO

Dec. 23, 1997 RED WINGS 3 SABRES 1

Attend.

17,666

Goaltenders

OSGOOD/HASEK

W/T Goal

ANDERS ERIKSSON

Goals by Period:

	1st	2nd	3rd	OT	Total
RED WINGS	1	2	4	0	7
SABRES	1	0	2	0	3

Shots by Period:

	1st	2nd	3rd	OT	Total
RED WINGS	19	25	24	0	68
SABRES	14	21	18	0	53

Individual Scoring

RED WINGS	GP	G	A	TP	+/-	PP	PP	SH	GW	GT	EN	S	Pctg
S. YZERMAN	2	2	1	3	2	0	1	1	0	0	0	10	20.0
D. MCCARTY	2	1	1	2	1	18	0	1	0	0	0	7	14.3
V. KOZLOV	2	0	2	2	1	0	0	0	0	0	0	2	.0
K. DRAPER	1	1	0	1	1	0	0	0	1	0	0	2	50.0
A. ERIKSSON	2	1	0	1	1	0	0	0	1	0	0	4	25.0
T. HOLMSTROM	2	1	0	1	1	0	0	0	0	0	0	2	50.0
K. MALTBY	2	1	0	1	1	0	0	0	0	0	0	2	50.0
D. MIRONOV	1	0	1	1	2	2	0	0	0	0	0	3	.0
D. BROWN	2	0	1	1	2	0	0	0	0	0	0	4	.0
M. LAPOINTE	2	0	1	1	1	0	0	0	0	0	0	3	.0
N. LIDSTROM	2	0	1	1	2	2	0	0	0	0	0	5	.0
L. MURPHY	2	0	1	1	1	0	0	0	0	0	0	3	.0
M. DANDENAULT	1	0	0	0	1	0	0	0	0	0	0	4	.0
V. FETISOV	1	0	0	0	2	0	0	0	0	0	0	0	.0
B. GILCHRIST	1	0	0	0	0	0	0	0	0	0	0	1	.0
Y. GOLUBOVSKY	1	0	0	0	2	0	0	0	0	0	0	0	.0
I. LARIONOV	1	0	0	0	0	0	0	0	0	0	0	2	.0
J. PUSHOR	1	0	0	0	1	0	0	0	0	0	0	1	.0
B. ROUSE	1	0	0	0	1	2	0	0	0	0	0	1	.0
A. WARD	1	0	0	0	1	2	0	0	0	0	0	1	.0
M. KNUBLE	2	0	0	0	0	0	0	0	0	0	0	2	.0
J. KOCCUR	2	0	0	0	2	0	0	0	0	0	0	2	.0
C. OSGOOD	2	0	0	0	4	0	0	0	0	0	0	0	.0
B. SHANAHAN	2	0	0	0	1	4	0	0	0	0	0	7	.0

Power play: 2-10 20.0%
 Penalty killing: 14-14 100.0%

Power play: 0-14 0.0%
 Penalty killing: 8-10 80.0%

Goaltending

RED WINGS	GP	MIN	GA	Avg	EN	SO	W	L	T	Shots	Save%
C. OSGOOD	2	120	3	1.50	0	0	2	0	0	53	.943

SABRES	GP	MIN	GA	Avg	EN	SO	W	L	T	Shots	Save%
D. HASEK	2	119	7	3.53	0	0	0	2	0	68	.897

1997-98
EDMONTON OILERS
VS.
BUFFALO SABRES



Summary: Won-1 Lost-0 Tied-1

At EDMONTON

March 27, 1998 OILERS 0 SABRES 1

Attend.

17,099

Goaltenders

JOSEPH/HASEK

W/T Goal

MIROSLAV SATAN

At BUFFALO

Nov. 10, 1997 OILERS 4 SABRES 4

Attend.

13,628

Goaltenders

JOSEPH/HASEK, SHIELDS

W/T Goal

DANIEL MCGILLIS

Goals by Period:

	1st	2nd	3rd	OT	Total
OILERS	3	0	1	0	4
SABRES	1	3	1	0	5

Shots by Period:

	1st	2nd	3rd	OT	Total
OILERS	14	13	17	1	45
SABRES	18	27	23	1	69

Individual Scoring

OILERS	GP	G	A	TP	+/-	PP	PP	SH	GW	GT	EN	S	Pctg
D. MCAMMOND	2	0	2	2	1	0	0	0	0	0	0	2	.0
D. MCGILLIS	1	1	0	1	0	0	0	0	1	0	0	3	33.3
R. SMYTH	1	1	0	1	2	0	1	0	0	0	0	5	20.0
M. GRIER	2	1	0	1	2	0	0	0	0	0	0	2	50.0
B. MIRONOV	2	1	0	1	1	2	0	0	0	0	0	5	20.0
J. ARNOTT	1	0	1	1	2	0	0	0	0	0	0	2	.0
B. DEVEREAUX	1	0	1	1	1	2	0	0	0	0	0	0	.0
K. BUCHBERGER	2	0	1	1	7	0	0	0	0	0	0	0	.0
T. MARCHANT	2	0	1	1	0	0	0	0	0	0	0	0	.0
D. WEIGHT	2	0	1	1	1	0	0	0	0	0	0	2	.0
D. BANISTER	1	0	0	0	0	0	0	0	0	0	0	2	.0
G. DE VRIES	1	0	0	0	5	0	0	0	0	0	0	1	.0
B. DOLLAS	1	0	0	0	4	0	0	0	0	0	0	0	.0
S. FRASER	1	0	0	0	0	0	0	0	0	0	0	1	.0
B. GUERIN	1	0	0	0	2	0	0	0	0	0	0	3	.0
R. HAMRLIK	1	0	0	0	2	0	0	0	0	0	0	3	.0
T. HRKAC	1	0	0	0	0	0	0	0	0	0	0	1	.0
B. HUARD	1	0	0	0	0	0	0	0	0	0	0	1	.0
S. KELLY	1	0	0	0	2	0	0	0	0	0	0	0	.0
K. MILLAR	1	0	0	0	1	0	0	0	0	0	0	1	.0
R. MURRAY	1	0	0	0	2	0	0	0	0	0	0	0	.0
F. MUSIL	1	0	0	0	0	0	0	0	0	0	0	0	.0
J. NINIMAA	1	0	0	0	0	0	0	0	0	0	0	2	.0
V. ZELEPUKIN	1	0	0	0	2	0	0	0	0	0	0	1	.0
D. BEREHOWSKY	2	0	0	0	2	0	0	0	0	0	0	1	.0
A. KOVALENKO	2	0	0	0	2	0	0	0	0	0	0	2	.0
M. LINDGREN	2	0	0	0	0	0	0	0	0	0	0	5	.0

Power play: 1-12 8.3%
 Penalty killing: 9-10 90.0%

Power play: 1-10 10.0%
 Penalty killing: 11-12 91.7%

Goaltending

OILERS	GP	MIN	GA	Avg	EN	SO	W	L	T	Shots	Save%
C. JOSEPH	2	124	5	2.42	0	0	0	1	1	69	.928

SABRES	GP	MIN	GA	Avg	EN	SO	W	L	T	Shots	Save%
D. HASEK	2	80	3	2.25	0	1	1	0	0	29	.897
S. SHIELDS	1	45	1	1.33	0	0	0	0	1	16	.938



1997-98
FLORIDA PANTHERS
VS.
BUFFALO SABRES



Summary: Won-3 Lost-1 Tied-0

At FLORIDA

Nov. 1, 1997	PANTHERS	3	SABRES	4
Feb. 1, 1998	PANTHERS	2	SABRES	5

At BUFFALO

Nov. 6, 1997	PANTHERS	4	SABRES	2
March 19, 1998	PANTHERS	1	SABRES	6

Goals by Period:

1st	2nd	3rd	OT	Total	
PANTHERS	3	5	2	0	10
SABRES	5	7	4	1	17

Attend. Goalenders W/T Goal

14,703	FITZPATRICK, WEEKES/ HASEK	DIXON WARD
14,703	VANBIESBROUCK/ HASEK	BRIAN HOLZINGER

Attend. Goalenders W/T Goal

12,752	FITZPATRICK/ HASEK	DAVID NEMIROVSKY
12,916	VANBIESBROUCK, WEEKES/ HASEK	DONALD AUDETTE

Shots by Period:

1st	2nd	3rd	OT	Total	
PANTHERS	46	38	27	0	111
SABRES	36	42	35	2	115

Individual Scoring

PANTHERS	GP	G	A	TP	+/-	PP	SH	GW	GT	EN	S	Pctg
R. SVEHLA	4	0	5	5	3	-2	0	0	0	0	5	.0
D. GAGNER	4	1	2	3	3	4	0	0	0	0	4	25.0
B. LINDSAY	4	1	2	3	2	2	0	1	0	0	9	11.1
R. WHITNEY	3	1	1	2	3	0	0	0	0	0	6	16.7
T. FITZGERALD	4	1	1	2	2	0	0	0	0	0	11	9.1
K. MULLER	3	0	2	2	2	6	0	0	0	0	4	.0
D. NEMIROVSKY	1	1	0	1	0	0	0	1	0	0	3	33.3
R. DVORAK	2	1	0	1	0	1	0	0	0	0	5	20.0
V. KOZLOV	2	1	0	1	3	0	0	0	0	0	6	16.7
R. NIEDERMAYER	2	1	0	1	2	0	1	0	0	0	4	25.0
C. WELLS	3	1	0	1	0	0	0	0	0	1	5	20.0
S. MELLANBY	4	1	0	1	6	-22	1	0	0	0	14	7.1
E. TIKKANEN	1	0	1	1	2	0	0	0	0	0	2	.0
D. CICCARELLI	2	0	1	1	2	4	0	0	0	0	2	.0
J. NORTON	2	0	1	1	2	6	0	0	0	0	1	.0
D. EAKINS	1	0	0	0	10	0	0	0	0	0	0	.0
J. HULL	1	0	0	0	0	0	0	0	0	0	0	.0
R. JOHNSON	1	0	0	0	0	0	0	0	0	0	2	.0
D. LOWRY	1	0	0	0	1	0	0	0	0	0	0	.0
S. WASHBURN	1	0	0	0	1	0	0	0	0	0	1	.0
P. WORRELL	1	0	0	0	1	9	0	0	0	0	3	.0
J. GARPENLOV	2	0	0	0	2	0	0	0	0	0	2	.0
P. LAUS	3	0	0	0	1	16	0	0	0	0	1	.0
T. CARPNER	4	0	0	0	2	2	0	0	0	0	0	.0
E. JOVANOVSKI	4	0	0	0	2	30	0	0	0	0	8	.0
G. MURPHY	4	0	0	0	2	0	0	0	0	0	1	.0
R. SHEPPARD	4	0	0	0	3	0	0	0	0	0	10	.0
R. WARRENER	4	0	0	0	0	0	0	0	0	0	2	.0

Power play: 3-20 15.0%
 Penalty killing: 16-21 76.2%

Power play: 5-21 23.8%
 Penalty killing: 17-20 85.0%

Goaltending

PANTHERS	GP	MIN	GA	Avg	EN	SO	W	L	T	Shots	Save%
M. FITZPATRICK	2	89	4	2.70	0	0	1	1	0	46	.913
K. WEEKES	2	77	7	5.45	0	0	0	1	0	37	.811
J. VANBIESBROUCK	2	74	5	4.05	1	0	0	1	0	31	.839

SABRES	GP	MIN	GA	Avg	EN	SO	W	L	T	Shots	Save%
D. HASEK	4	241	9	2.24	1	0	3	1	0	110	.918

1997-98
LOS ANGELES KINGS
VS.
BUFFALO SABRES



Summary: Won-1 Lost-0 Tied-1

At LOS ANGELES

Jan. 8, 1998	KINGS	2	SABRES	2
--------------	-------	---	--------	---

At BUFFALO

April 1, 1998	KINGS	0	SABRES	4
---------------	-------	---	--------	---

Goals by Period:

1st	2nd	3rd	OT	Total	
KINGS	0	1	1	0	2
SABRES	1	1	4	0	6

Attend. Goalenders W/T Goal

10,364	FISET/ HASEK	DIXON WARD
--------	--------------	------------

Attend. Goalenders W/T Goal

15,444	FISET/ HASEK	DONALD AUDETTE
--------	--------------	----------------

Shots by Period:

1st	2nd	3rd	OT	Total	
KINGS	18	17	24	4	63
SABRES	23	17	18	1	59

Individual Scoring

KINGS	GP	G	A	TP	+/-	PP	SH	GW	GT	EN	S	Pctg
G. MURRAY	2	1	0	1	1	-6	1	0	0	0	4	25.0
Y. PERREAULT	2	1	0	1	3	-0	1	0	0	0	7	14.3
R. FERRARO	1	0	1	1	0	0	0	0	0	0	0	.0
L. ROBITAILLE	1	0	1	1	4	0	0	0	0	0	0	.0
P. BOUCHER	2	0	1	1	3	-0	0	0	0	0	7	.0
G. GALLEY	2	0	1	1	3	-0	0	0	0	0	8	.0
A. BERG	1	0	0	0	2	0	0	0	0	0	0	.0
M. JOHNSON	1	0	0	0	1	7	0	0	0	0	0	.0
N. LAFAYETTE	1	0	0	0	0	0	0	0	0	0	2	.0
I. LAPERRIERE	1	0	0	0	2	0	0	0	0	0	2	.0
S. MOGER	1	0	0	0	0	0	0	0	0	0	1	.0
J. MORGAN	1	0	0	0	1	2	0	0	0	0	0	.0
R. VOPAT	1	0	0	0	0	0	0	0	0	0	2	.0
D. ZMOLEK	1	0	0	0	2	4	0	0	0	0	0	.0
R. BLAKE	2	0	0	0	2	0	0	0	0	0	7	.0
D. BYLSMA	2	0	0	0	2	0	0	0	0	0	1	.0
R. COURTNALL	2	0	0	0	1	0	0	0	0	0	4	.0
S. FISET	2	0	0	0	2	0	0	0	0	0	0	.0
C. JOHNSON	2	0	0	0	1	0	0	0	0	0	4	.0
S. MCKENNA	2	0	0	0	1	10	0	0	0	0	2	.0
M. NORSTROM	2	0	0	0	12	0	0	0	0	0	1	.0
S. O'DONNELL	2	0	0	0	33	0	0	0	0	0	1	.0
J. STUMPEL	2	0	0	0	1	0	0	0	0	0	6	.0
V. TSYPLAKOV	2	0	0	0	2	0	0	0	0	0	4	.0

Power play: 2-15 13.3%
 Penalty killing: 11-13 84.6%

Power play: 2-13 15.4%
 Penalty killing: 13-15 86.7%

Goaltending

KINGS	GP	MIN	GA	Avg	EN	SO	W	L	T	Shots	Save%
S. FISET	2	125	6	2.88	0	0	0	1	1	59	.898

SABRES	GP	MIN	GA	Avg	EN	SO	W	L	T	Shots	Save%
D. HASEK	2	125	2	.96	0	1	1	0	1	63	.968



1997-98
MONTREAL CANADIENS
VS.
BUFFALO SABRES



Summary: Won-4 Lost-1 Tied-1

At MONTREAL

Feb. 7, 1998	CANADIENS	1	SABRES	4
March 7, 1998	CANADIENS	1	SABRES	2
April 18, 1998	CANADIENS	3	SABRES	3

Attend.

21,273
20,786
21,273

Goaltenders

THIBAUT/ HASEK
THIBAUT/ HASEK
THIBAUT/ HASEK

W/T Goal

JASON WOOLLEY
GEOFF SANDERSON
BRIAN SAVAGE

At BUFFALO

Oct. 17, 1997	CANADIENS	5	SABRES	1
Dec. 19, 1997	CANADIENS	0	SABRES	1
April 10, 1998	CANADIENS	1	SABRES	2

Attend.

17,664
15,237
18,595

Goaltenders

THIBAUT/ HASEK
MOOG/ HASEK
MOOG/ HASEK

W/T Goal

VLADIMIR MALAKHOV
DONALD AUDETTE
CURTIS BROWN

Goals by Period:

1st	2nd	3rd	OT	Total	
CANADIENS	6	4	1	0	11
SABRES	2	4	7	0	13

Shots by Period:

1st	2nd	3rd	OT	Total	
CANADIENS	72	64	64	3	203
SABRES	42	54	39	2	137

Individual Scoring

CANADIENS	GP	G	A	TP	+/-	PP	SH	GW	GT	EN	S	Pctg
V. MALAKHOV	6	1	4	5	12	1	0	1	0	0	14	7.1
M. RECCHI	6	0	5	5	4	0	0	0	0	0	20	.0
V. DAMPHOUSSE	6	2	2	4	1	2	0	0	0	0	10	20.0
B. SAVAGE	4	2	1	3	1	0	1	0	0	1	13	15.4
B. BRUNET	6	0	3	3	2	2	0	0	0	0	10	.0
S. CORSON	4	2	0	2	5	6	2	0	0	0	17	11.8
M. RUCINSKY	5	1	1	2	1	6	0	0	0	0	12	8.3
M. BUREAU	6	1	1	2	2	0	0	0	0	0	10	10.0
V. BURE	2	0	2	2	1	2	0	0	0	0	7	.0
S. KOIVU	4	1	0	1	3	2	0	0	0	0	11	9.1
T. STEVENSON	4	1	0	1	1	2	0	0	0	0	7	14.3
S. BORDELEAU	4	0	1	1	1	0	0	0	0	0	5	.0
P. POPOVIC	4	0	1	1	2	0	0	0	0	0	4	.0
Z. ZALAPSKI	4	0	1	1	0	0	0	0	0	0	4	.0
T. RYAN	1	0	0	0	10	0	0	0	0	0	0	.0
I. ULANOV	1	0	0	0	2	6	0	0	0	0	1	.0
D. WILKIE	1	0	0	0	1	0	0	0	0	0	0	.0
E. HOUDE	2	0	0	0	2	0	0	0	0	0	0	.0
D. TUCKER	2	0	0	0	2	0	0	0	0	0	3	.0
B. CLARK	3	0	0	0	1	0	0	0	0	0	5	.0
S. QUINTAL	3	0	0	0	2	7	0	0	0	0	10	.0
M. VUKOTA	3	0	0	0	3	7	0	0	0	0	2	.0
J. HOGLUND	4	0	0	0	0	0	0	0	0	0	7	.0
P. POULIN	4	0	0	0	2	0	0	0	0	0	5	.0
S. THORNTON	4	0	0	0	1	4	0	0	0	0	4	.0
P. BRISEBOIS	5	0	0	0	1	2	0	0	0	0	9	.0
D. MANSON	5	0	0	0	2	8	0	0	0	0	6	.0
C. RIVET	5	0	0	0	3	7	0	0	0	0	7	.0

Power play: 4-27 14.8%
 Penalty killing: 23-24 95.8%

Power play: 1-24 4.2%
 Penalty killing: 23-27 85.2%

Goaltending

CANADIENS	GP	MIN	GA	Avg	EN	SO	W	L	T	Shots	Save%
J. THIBAUT	4	243	9	2.22	1	0	1	2	1	89	.899
A. MOOG	2	117	3	1.54	0	0	0	2	0	47	.936

SABRES	GP	MIN	GA	Avg	EN	SO	W	L	T	Shots	Save%
D. HASEK	6	365	11	1.81	0	1	4	1	1	203	.946

1997-98
NEW JERSEY DEVILS
VS.
BUFFALO SABRES



Summary: Won-0 Lost-4 Tied-0

At NEW JERSEY

Oct. 11, 1997	DEVILS	3	SABRES	2
April 15, 1998	DEVILS	5	SABRES	4

Attend.

14,895
19,040

Goaltenders

BRODEUR/ SHIELDS
BRODEUR, DUNHAM/ SHIELDS

W/T Goal

DAVE ANDREYCHUK
SCOTT STEVENS

At BUFFALO

Nov. 15, 1997	DEVILS	3	SABRES	2
Dec. 29, 1997	DEVILS	3	SABRES	1

Attend.

15,195
16,039

Goaltenders

BRODEUR/ HASEK
BRODEUR/ HASEK

W/T Goal

BOBBY HOLIK
BILL GUERIN

Goals by Period:

1st	2nd	3rd	OT	Total	
DEVILS	8	2	3	1	14
SABRES	6	1	2	0	9

Shots by Period:

1st	2nd	3rd	OT	Total	
DEVILS	37	45	33	7	122
SABRES	31	25	34	3	93

Individual Scoring

DEVILS	GP	G	A	TP	+/-	PP	SH	GW	GT	EN	S	Pctg
D. ANDREYCHUK	4	3	3	6	4	0	1	0	1	0	9	33.3
B. HOLIK	4	2	3	5	3	2	0	1	0	0	18	11.1
D. GILMOUR	4	1	3	4	4	0	0	0	0	0	6	16.7
S. NIEDERMAYER	4	1	3	4	3	0	1	0	0	0	6	16.7
R. MCKAY	4	2	0	2	3	5	1	0	0	0	5	40.0
S. THOMAS	3	1	1	2	1	2	0	0	0	0	6	16.7
S. STEVENS	4	1	1	2	2	0	0	1	0	0	6	16.7
P. SYKORA	2	0	2	2	2	6	0	0	0	0	5	.0
B. GUERIN	1	1	0	1	0	1	0	1	0	0	2	50.0
B. BOMBARDIR	2	1	0	1	2	2	0	0	0	0	1	100.0
D. PEDERSON	4	1	0	1	4	0	0	0	0	0	13	7.7
S. DANIELS	1	0	1	1	0	0	0	0	0	0	0	.0
B. MORRISON	1	0	1	1	0	0	0	0	0	0	1	.0
P. ZEELER	1	0	1	1	1	0	0	0	0	0	0	.0
B. CARPENTER	2	0	1	1	2	0	0	0	0	0	3	.0
S. SOURAY	2	0	1	1	4	7	0	0	0	0	2	.0
K. OLIWA	4	0	1	1	16	0	0	0	0	0	2	.0
J. ARNOTT	1	0	0	0	2	4	0	0	0	0	3	.0
R. SIMPSON	1	0	0	0	1	2	0	0	0	0	1	.0
K. SUTTON	1	0	0	0	0	0	0	0	0	0	0	.0
D. BODGER	2	0	0	0	2	2	0	0	0	0	5	.0
K. DANAYKO	2	0	0	0	1	2	0	0	0	0	1	.0
J. MACLEAN	2	0	0	0	2	0	0	0	0	0	5	.0
K. DEAN	3	0	0	0	1	0	0	0	0	0	0	.0
P. ELIAS	3	0	0	0	2	4	0	0	0	0	2	.0
B. ROLSTON	3	0	0	0	1	0	0	0	0	0	11	.0
V. ZELEPUKIN	3	0	0	0	0	0	0	0	0	0	4	.0
L. ODELEIN	4	0	0	0	1	11	0	0	0	0	5	.0

Power play: 4-17 23.5%
 Penalty killing: 16-19 84.2%

Power play: 3-19 15.8%
 Penalty killing: 13-17 76.5%

Goaltending

DEVILS	GP	MIN	GA	Avg	EN	SO	W	L	T	Shots	Save%
M. BRODEUR	4	200	8	2.40	0	0	3	0	0	79	.899
M. DUNHAM	1	45	1	1.33	0	0	1	0	0	14	.929

SABRES	GP	MIN	GA	Avg	EN	SO	W	L	T	Shots	Save%
S. SHIELDS	2	124	8	3.87	0	0	0	2	0	71	.887
D. HASEK	2	117	6	3.08	0	0	0	2	0	51	.882



1997-98
NEW YORK ISLANDERS



VS.
BUFFALO SABRES



Summary: Won-1 Lost-2 Tied-1

At NY ISLANDERS

Dec. 17, 1997	ISLANDERS	4	SABRES	0
March 10, 1998	ISLANDERS	2	SABRES	2

Attend. Goaltenders

10,733	SALO/HASEK
7,741	SALO/HASEK

W/T Goal

KENNY JONSSON
JASON WOOLLEY

At BUFFALO

Nov. 22, 1997	ISLANDERS	1	SABRES	6
March 6, 1998	ISLANDERS	4	SABRES	2

Attend. Goaltenders

13,256	SALO/HASEK
18,595	SALO/HASEK

W/T Goal

JASON DAWE
ROBERT REICHEL

Goals by Period:

1st	2nd	3rd	OT	Total	
ISLANDERS	5	4	2	0	11
SABRES	3	1	6	0	10

Shots by Period:

1st	2nd	3rd	OT	Total	
ISLANDERS	32	42	27	1	102
SABRES	44	36	41	2	123

Individual Scoring

ISLANDERS	GP	G	A	TP	+/-	PP	SH	GW	GT	EN	S	Pctg	
R. REICHEL	4	4	3	7	1	0	2	0	1	0	0	12	33.3
Z. PALFFEY	4	2	4	6	3	2	1	1	0	0	0	9	22.2
B. BERARD	3	0	4	4	4	0	0	0	0	0	0	6	.0
K. JONSSON	4	1	2	3	4	1	1	0	1	0	0	3	33.3
T. LINDEN	2	2	0	2	1	0	1	0	0	0	0	6	33.3
T. CHORSKE	4	1	1	2	1	0	0	1	0	0	0	9	11.1
S. NEMCHINOV	4	1	0	1	0	1	0	0	0	0	0	3	33.3
J.J. DAIGNEAULT	2	0	1	1	1	0	0	0	0	0	0	3	.0
T. GREEN	2	0	1	1	1	6	0	0	0	0	0	3	.0
B. MCCABE	2	0	1	1	2	26	0	0	0	0	0	6	.0
K. BELANGER	1	0	0	0	0	0	0	0	0	0	0	0	.0
Z. CHARA	1	0	0	0	1	2	0	0	0	0	0	1	.0
J. HOLLAND	1	0	0	0	1	0	0	0	0	0	0	1	.0
Y. NAMESTNIKOV	1	0	0	0	0	0	0	0	0	0	0	0	.0
V. ORSAGH	1	0	0	0	0	0	0	0	0	0	0	2	.0
J. STRUDWICK	1	0	0	0	2	0	0	0	0	0	0	0	.0
T. BERTUZZI	2	0	0	0	2	4	0	0	0	0	0	2	.0
D. HOUDA	2	0	0	0	14	0	0	0	0	0	0	0	.0
M. HOUGH	2	0	0	0	1	0	0	0	0	0	0	0	.0
M. JANSSENS	2	0	0	0	12	0	0	0	0	0	0	1	.0
J. SACCO	2	0	0	0	1	2	0	0	0	0	0	3	.0
M. CZERKAWSKI	3	0	0	0	0	0	0	0	0	0	0	5	.0
R. PILON	3	0	0	0	1	6	0	0	0	0	0	1	.0
S. WEBB	3	0	0	0	1	12	0	0	0	0	0	0	.0
P. KRUSE	4	0	0	0	2	11	0	0	0	0	0	6	.0
S. LACHANCE	4	0	0	0	1	4	0	0	0	0	0	6	.0
C. LAPOINTE	4	0	0	0	1	8	0	0	0	0	0	6	.0
B. SMOLINSKI	4	0	0	0	2	2	0	0	0	0	0	8	.0

Power play: 6-27 22.2%
Penalty killing: 24-30 80.0%

Goaltending

ISLANDERS	GP	MIN	GA	Avg	EN	SO	W	L	T	Shots	Save%
T. SALO	4	245	10	2.45	0	1	2	1	1	123	.919

SABRES	GP	MIN	GA	Avg	EN	SO	W	L	T	Shots	Save%
D. HASEK	4	245	11	2.69	0	0	1	2	1	102	.892

1997-98
NEW YORK RANGERS



VS.
BUFFALO SABRES



Summary: Won-3 Lost-0 Tied-1

At NY RANGERS

Dec. 21, 1997	RANGERS	0	SABRES	2
March 2, 1998	RANGERS	0	SABRES	1

Attend. Goaltenders

18,200	RICHTER/HASEK
18,200	RICHTER/HASEK

W/T Goal

MIROSLAV SATAN
ALEXEI ZHITNIK

At BUFFALO

Nov. 28, 1997	RANGERS	3	SABRES	3
Dec. 26, 1997	RANGERS	0	SABRES	3

Attend. Goaltenders

18,595	RICHTER/HASEK
18,595	RICHTER/HASEK

W/T Goal

DONALD AUDETTE
JASON WOOLLEY

Goals by Period:

1st	2nd	3rd	OT	Total	
RANGERS	2	0	1	0	3
SABRES	2	4	3	0	9

Shots by Period:

1st	2nd	3rd	OT	Total	
RANGERS	35	46	41	2	124
SABRES	23	38	25	4	90

Individual Scoring

RANGERS	GP	G	A	TP	+/-	PP	SH	GW	GT	EN	S	Pctg
P. LAFONTAINE	4	1	1	2	4	0	0	0	0	0	11	9.1
W. GRETZKY	4	1	0	1	2	0	0	0	0	0	9	11.1
T. SWEENEY	4	1	0	1	0	0	0	0	0	0	5	20.0
D. LIDSTER	2	0	1	1	0	0	0	0	0	0	1	.0
N. SUNDBROM	2	0	1	1	0	0	0	0	0	0	2	.0
M. SAVARD	1	0	0	0	0	0	0	0	0	0	0	.0
P.J. STOCK	1	0	0	0	0	0	0	0	0	0	1	.0
R. VANDENBUSSCHE	1	0	0	0	2	0	0	0	0	0	0	.0
J. BEUKEBOOM	2	0	0	0	0	0	0	0	0	0	0	.0
E. CAIRNS	2	0	0	0	1	2	0	0	0	0	0	.0
A. KARPOVSEV	2	0	0	0	0	0	0	0	0	0	2	.0
J. LINDBOM	2	0	0	0	4	0	0	0	0	0	5	.0
B. BERG	3	0	0	0	1	0	0	0	0	0	5	.0
M. EASTWOOD	3	0	0	0	1	0	0	0	0	0	1	.0
D. LANGDON	3	0	0	0	1	8	0	0	0	0	0	.0
B. DRIVER	4	0	0	0	2	2	0	0	0	0	3	.0
J. FINLEY	4	0	0	0	2	7	0	0	0	0	4	.0
A. GRAVES	4	0	0	0	1	0	0	0	0	0	24	.0
M. KEANE	4	0	0	0	1	0	0	0	0	0	7	.0
A. KOVALEV	4	0	0	0	2	0	0	0	0	0	13	.0
B. LEETCH	4	0	0	0	1	2	0	0	0	0	18	.0
U. SAMUELSSON	4	0	0	0	2	4	0	0	0	0	1	.0
B. SKRUDLAND	4	0	0	0	1	0	0	0	0	0	3	.0
K. STEVENS	4	0	0	0	1	0	0	0	0	0	9	.0

Power play: 0-21 0.0%
Penalty killing: 11-14 78.6%

Goaltending

RANGERS	GP	MIN	GA	Avg	EN	SO	W	L	T	Shots	Save%
M. RICHTER	4	241	8	1.99	1	0	0	3	1	89	.910

SABRES	GP	MIN	GA	Avg	EN	SO	W	L	T	Shots	Save%
D. HASEK	4	245	3	.73	0	3	3	0	1	124	.976



1997-98
OTTAWA SENATORS
VS.
BUFFALO SABRES



Summary: Won-1 Lost-3 Tied-1

At OTTAWA

Dec. 6, 1997	SENATORS	3	SABRES	0
April 11, 1998	SENATORS	4	SABRES	4

Attend. Goaltenders
 15,285 TUGNUTT/ HASEK
 18,500 RHODES/ SHIELDS

W/T Goal
 ALEXANDRE DAIGLE
 CURTIS BROWN

At BUFFALO

Dec. 31, 1997	SENATORS	0	SABRES	3
April 5, 1998	SENATORS	1	SABRES	0
April 19, 1998	SENATORS	2	SABRES	1

Attend. Goaltenders
 15,636 TUGNUTT/ HASEK
 15,661 RHODES/ HASEK
 18,595 RHODES/ HASEK, SHIELDS

W/T Goal
 RANDY BURRIDGE
 DANIEL ALFREDSSON
 SHAWN MCEACHERN

Goals by Period: 1st 2nd 3rd OT Total
 SENATORS 6 3 1 0 10
 SABRES 3 2 3 0 8

Shots by Period: 1st 2nd 3rd OT Total
 SENATORS 60 59 61 0 180
 SABRES 41 50 47 2 140

Individual Scoring

SENATORS	GP	G	A	TP	+/-	PP	SH	GW	GT	EN	S	Pctg	SABRES	GP	G	A	TP	+/-	PP	SH	GW	GT	EN	S	Pctg		
A. YASHIN	5	2	4	6	3	0	1	0	0	0	23	8.7	J. WOOLLEY	5	0	3	3	4	0	0	0	0	0	12	.0		
S. MCEACHERN	5	3	2	5	3	2	1	0	1	0	0	15	20.0	M. PECA	3	2	0	2	2	0	2	0	0	0	7	28.6	
D. ALFREDSSON	4	2	2	4	4	0	0	0	1	0	0	12	16.7	R. SMEHLIK	5	1	1	2	4	0	0	0	0	0	5	20.0	
I. KRAVCHUK	5	0	3	3	2	2	0	0	0	0	0	29	.0	R. BURRIDGE	2	1	0	1	0	1	0	1	0	0	2	50.0	
A. DAIGLE	2	1	0	1	1	2	1	0	1	0	0	5	20.0	D. WARD	4	1	0	1	3	0	0	0	0	0	4	25.0	
M. ARVEDSON	3	1	0	1	1	8	0	0	0	0	0	6	16.7	D. AUDETTE	5	1	0	1	2	0	0	0	0	0	14	7.1	
R. CUNNEYWORTH	4	1	0	1	1	0	0	0	0	0	1	5	20.0	M. BARNABY	5	1	0	1	2	4	0	0	0	0	0	10	10.0
P. FALLOON	3	0	1	1	2	0	0	0	0	0	0	3	.0	C. BROWN	5	1	0	1	2	0	0	0	1	0	9	11.1	
P. GUSTAFSSON	3	0	1	1	2	4	0	0	0	0	4	.0	B. HOLZINGER	5	0	1	1	1	4	0	0	0	0	0	4	.0	
C. MURRAY	3	0	1	1	1	0	0	0	0	0	0	4	.0	A. ZHITNIK	5	0	1	1	12	0	0	0	0	0	0	14	.0
J. YORK	4	0	1	1	0	0	0	0	0	0	0	5	.0	B. MAY	1	0	0	0	0	0	0	0	0	0	0	.0	
D. LAMBERT	5	0	1	1	12	0	0	0	0	0	0	3	.0	J. DAWE	2	0	0	0	1	2	0	0	0	0	0	.0	
W. REDDEN	5	0	1	1	0	0	0	0	0	0	0	7	.0	P. KRUSE	2	0	0	0	1	0	0	0	0	0	0	.0	
D. ARMSTRONG	1	0	0	0	0	0	0	0	0	0	0	0	.0	M. GROSEK	3	0	0	0	2	4	0	0	0	0	0	11	.0
S. NECKAR	1	0	0	0	1	2	0	0	0	0	0	2	.0	R. RAY	3	0	0	0	1	0	0	0	0	0	0	2	.0
V. PROSPAL	1	0	0	0	1	0	0	0	0	0	0	2	.0	G. SANDERSON	3	0	0	0	2	4	0	0	0	0	0	13	.0
D. VIAL	1	0	0	0	2	0	0	0	0	0	0	0	.0	M. SATAN	3	0	0	0	1	0	0	0	0	0	0	1	.0
J. ZENT	1	0	0	0	0	0	0	0	0	0	0	1	.0	D. SHANNON	3	0	0	0	1	0	0	0	0	0	0	6	.0
B. GARDINER	3	0	0	0	1	6	0	0	0	0	0	2	.0	B. BOUGHNER	4	0	0	0	1	0	0	0	0	0	0	0	.0
J. LAUKKANEN	3	0	0	0	1	4	0	0	0	0	0	3	.0	J. MCKEE	4	0	0	0	1	6	0	0	0	0	0	1	.0
R. BONK	4	0	0	0	4	0	0	0	0	0	0	4	.0	V. VARADA	4	0	0	0	1	2	0	0	0	0	0	5	.0
S. VAN ALLEN	4	0	0	0	1	0	0	0	0	0	0	7	.0	M. WILSON	4	0	0	0	2	4	0	0	0	0	0	5	.0
A. DACKELL	5	0	0	0	2	0	0	0	0	0	0	5	.0	D. PLANTE	5	0	0	0	1	2	0	0	0	0	0	9	.0
C. PHILLIPS	5	0	0	0	2	0	0	0	0	0	0	13	.0	W. PRIMEAU	5	0	0	0	2	2	0	0	0	0	0	1	.0
L. PITLICK	5	0	0	0	3	2	0	0	0	0	0	6	.0														
S. ZHOLTOK	5	0	0	0	2	4	0	0	0	0	0	14	.0														

Power play: 3-26 11.5%
 Penalty killing: 20-21 95.2%

Power play: 1-21 4.8%
 Penalty killing: 23-26 88.5%

Goaltending

SENATORS	GP	MIN	GA	Avg	EN	SO	W	L	T	Shots	Save%	SABRES	GP	MIN	GA	Avg	EN	SO	W	L	T	Shots	Save%
R. TUGNUTT	2	120	3	1.50	0	1	1	1	0	54	.944	D. HASEK	4	198	4	1.21	1	1	1	2	0	114	.965
D. RHODES	3	185	5	1.62	0	1	2	0	1	86	.942	S. SHIELDS	2	105	5	2.86	0	0	0	1	1	65	.923



1997-98
PHILADELPHIA FLYERS
VS.
BUFFALO SABRES



Summary: Won-1 Lost-2 Tied-1

At PHILADELPHIA

Dec. 1, 1997	FLYERS	1	SABRES	1
Jan. 20, 1998	FLYERS	3	SABRES	0

Attend. Goaltenders
 19,360 SNOW/ HASEK
 19,654 HEXTALL/ HASEK, SHIELDS

W/T Goal
 BRIAN HOLZINGER
 ROD BRIND'AMOUR

At BUFFALO

Nov. 26, 1997	FLYERS	3	SABRES	1
April 13, 1998	FLYERS	1	SABRES	2

Attend. Goaltenders
 16,007 SNOW/ HASEK
 18,004 HEXTALL/ HASEK

W/T Goal
 ROD BRIND'AMOUR
 MICHAL GROSEK

Goals by Period: 1st 2nd 3rd OT Total
 FLYERS 6 2 0 0 8
 SABRES 1 0 3 0 4

Shots by Period: 1st 2nd 3rd OT Total
 FLYERS 41 46 24 0 111
 SABRES 26 31 39 1 97

Individual Scoring

FLYERS	GP	G	A	TP	+/-	PP	SH	GW	GT	EN	S	Pctg	SABRES	GP	G	A	TP	+/-	PP	SH	GW	GT	EN	S	Pctg			
R. BRIND'AMOUR	4	4	0	4	2	0	1	0	2	0	12	33.3	B. HOLZINGER	3	1	1	2	2	4	0	0	0	1	0	1	100.0		
E. LINDROS	4	2	2	4	2	6	1	0	0	0	0	13	15.4	M. GROSEK	3	1	0	1	4	0	0	1	0	0	9	11.1		
J. LECLAIR	4	1	2	3	1	0	1	0	0	0	0	16	6.3	C. BROWN	4	1	0	1	2	0	0	1	0	0	0	6	16.7	
E. DESJARDINS	4	1	1	2	1	0	0	0	0	0	0	5	20.0	M. PECA	4	1	0	1	2	2	0	0	0	0	0	11	9.1	
C. THERIEN	4	0	2	2	6	0	0	0	0	0	0	8	.0	M. SATAN	3	0	1	1	0	0	0	0	0	0	0	4	.0	
D. ZUBRUS	4	0	2	2	2	2	0	0	0	0	0	7	.0	M. WILSON	3	0	1	1	1	4	0	0	0	0	0	2	.0	
A. DAIGLE	2	0	1	1	1	0	0	0	0	0	0	1	.0	D. AUDETTE	4	0	1	1	4	0	0	0	0	0	0	7	.0	
J. NIINIMAA	3	0	1	1	1	2	0	0	0	0	0	4	.0	R. SMEHLIK	4	0	1	1	1	0	0	0	0	0	0	2	.0	
C. GRATTON	4	0	1	1	2	4	0	0	0	0	0	5	.0	J. WOOLLEY	4	0	1	1	1	2	0	0	0	0	0	6	.0	
T. KLATT	4	0	1	1	1	0	0	0	0	0	0	10	.0	R. BURRIDGE	1	0	0	0	0	0	0	0	0	0	0	1	.0	
P. SVOBODA	4	0	1	1	1	2	0	0	0	0	0	1	.0	P. KRUSE	1	0	0	0	2	0	0	0	0	0	0	2	.0	
P. HEALEY	1	0	0	0	0	0	0	0	0	0	0	0	.0	E. RASMUSSEN	1	0	0	0	1	0	0	0	0	0	0	1	.0	
D. LACROIX	1	0	0	0	0	0	0	0	0	0	0	0	.0	G. SANDERSON	1	0	0	0	2	0	0	0	0	0	0	2	.0	
D. MCGILLIS	1	0	0	0	1	2	0	0	0	0	0	3	.0	B. MAY	2	0	0	0	6	0	0	0	0	0	0	3	.0	
B. MYHRES	1	0	0	0	0	0	0	0	0	0	0	0	.0	J. MCKEE	2	0	0	0	1	0	0	0	0	0	0	2	.0	
K. SAMUELSSON	1	0	0	0	0	0	0	0	0	0	0	0	.0	R. RAY	2	0	0	0	1	0	0	0	0	0	0	0	.0	
M. SILLINGER	1	0	0	0	2	2	0	0	0	0	0	2	.0	V. VARADA	2	0	0	0	0	0	0	0	0	0	0	3	.0	
P. FALLOON	2	0	0	0	1	0	0	0	0	0	0	5	.0	B. BOUGHNER	3	0	0	0	1	4	0	0	0	0	0	0	.0	
D. KORDIC	2	0	0	0	4	0	0	0	0	0	0	0	.0	J. DAWE	3	0	0	0	1	0	0	0	0	0	0	4	.0	
V. PROSPAL	2	0	0	0	0	0	0	0	0	0	0	3	.0	D. PLANTE	3	0	0	0	0	0	0	0	0	0	0	5	.0	
G. SNOW	2	0	0	0	2	0	0	0	0	0	0	0	.0	D. WARD	3	0	0	0	2	2	0	0	0	0	0	4	.0	
P. COFFEY	3	0	0	0	1	2	0	0	0	0	0	6	.0	M. BARNABY	4	0	0	0	1	38	0	0	0	0	0	0	2	.0
C. FORBES	4	0	0	0	1	0	0	0	0	0	0	3	.0	W. PRIMEAU	4	0	0	0	2	0	0	0	0	0	0	1	.0	
J. OTTO	4	0</																										

1997-98
SAN JOSE SHARKS
VS.
BUFFALO SABRES



Summary: Won- 1 Lost- 1 Tied- 0

At SAN JOSE

Jan. 10, 1998	SHARKS	5	SABRES	2	Attend.	Goaltenders	W/T Goal
					17,483	VERNON/ HASEK	ANDREI ZYUZIN

At BUFFALO

March 12, 1998	SHARKS	1	SABRES	3	Attend.	Goaltenders	W/T Goal
					15,749	VERNON/ HASEK	DIXON WARD

Goals by Period:	1st	2nd	3rd	OT	Total	Shots by Period:	1st	2nd	3rd	OT	Total
SHARKS	2	2	2	0	6	SHARKS	24	22	35	0	81
SABRES	1	2	2	0	5	SABRES	15	18	9	0	42

Individual Scoring

SHARKS	GP	G	A	TP	+/-	PP	SH	GW	GT	EN	S	Pctg	SABRES	GP	G	A	TP	+/-	PP	SH	GW	GT	EN	S	Pctg	
J. MACLEAN	2	2	1	3	0	1	0	0	0	0	8	25.0	M. PECA	2	1	2	3	1	2	0	0	0	0	3	33.3	
B. NICHOLLS	2	1	1	2	0	0	0	0	0	0	3	33.3	D. WARD	2	1	1	2	1	2	0	0	1	0	1	100.0	
M. CRAVEN	1	0	2	2	1	0	0	0	0	0	0	3	.0	R. BURRIDGE	1	0	1	1	0	0	0	0	0	0	2	50.0
A. ZYUZIN	1	1	0	1	2	0	0	1	0	0	5	20.0	M. GROSEK	2	1	0	1	1	2	0	0	0	0	2	50.0	
P. MARLEAU	2	1	0	1	1	0	0	0	0	0	5	20.0	A. ZHITNIK	2	1	0	1	2	0	0	0	0	0	3	33.3	
M. RICCI	2	1	0	1	1	0	1	0	0	0	5	20.0	W. PRIMEAU	1	0	1	1	2	0	0	0	0	0	2	.0	
J. FRIESEN	2	0	1	1	1	0	0	0	0	0	6	.0	M. BARNABY	2	0	1	1	23	0	0	0	0	0	3	.0	
T. GILL	2	0	1	1	1	0	0	0	0	0	3	.0	J. DAWE	2	0	1	1	2	0	0	0	0	0	2	.0	
B. HOULDER	2	0	1	1	0	0	0	0	0	0	4	.0	C. BROWN	2	0	1	1	2	0	0	0	0	0	3	.0	
M. MCSORLEY	2	0	1	1	2	5	0	0	0	0	0	.0	R. RAY	2	0	1	1	15	0	0	0	0	0	0	.0	
O. NOLAN	2	0	1	1	1	0	0	0	0	0	6	.0	D. SHANNON	2	0	1	1	2	0	0	0	0	0	1	.0	
S. BURR	1	0	0	0	6	0	0	0	0	0	5	.0	B. HOLZINGER	1	0	0	0	0	0	0	0	0	0	2	.0	
D. LOWRY	1	0	0	0	2	0	0	0	0	0	2	.0	G. SANDERSON	1	0	0	0	0	0	0	0	0	0	5	.0	
S. MATTEAU	1	0	0	0	1	0	0	0	0	0	1	.0	R. SMEHLIK	1	0	0	0	2	0	0	0	0	0	0	.0	
K. SUTTON	1	0	0	0	1	0	0	0	0	0	1	.0	M. WILSON	1	0	0	0	0	0	0	0	0	0	0	.0	
T. GRANATO	2	0	0	0	1	0	0	0	0	0	5	.0	D. AUDETTE	2	0	0	0	1	0	0	0	0	0	2	.0	
A. NAZAROV	2	0	0	0	1	7	0	0	0	0	3	.0	B. BOUGHNER	2	0	0	0	1	0	0	0	0	0	0	.0	
M. RAGNARSSON	2	0	0	0	2	0	0	0	0	0	6	.0	J. MCKEE	2	0	0	0	2	2	0	0	0	0	2	.0	
M. RATHJE	2	0	0	0	0	0	0	0	0	0	1	.0	D. PLANTE	2	0	0	0	1	0	0	0	0	0	3	.0	
M. STURM	2	0	0	0	2	0	0	0	0	0	10	.0	M. SATAN	2	0	0	0	1	0	0	0	0	0	2	.0	
R. SUTTER	2	0	0	0	1	0	0	0	0	0	2	.0	J. WOOLLEY	2	0	0	0	1	2	0	0	0	0	3	.0	

Power play:	2-12	16.7%
Penalty killing:	5-5	100.0%

Power play:	0-5	0.0%
Penalty killing:	10-12	83.3%

Goaltending

SHARKS	GP	MIN	GA	Avg	EN	SO	W	L	T	Shots	Save%	SABRES	GP	MIN	GA	Avg	EN	SO	W	L	T	Shots	Save%
M. VERNON	2	120	5	2.50	0	0	1	1	0	42	.881	D. HASEK	2	120	6	3.00	0	0	1	1	0	81	.926

1997-98
ST LOUIS BLUES
VS.
BUFFALO SABRES



Summary: Won- 1 Lost- 0 Tied- 1

At ST LOUIS

Oct. 1, 1997	BLUES	1	SABRES	3	Attend.	Goaltenders	W/T Goal
					15,893	FUHR/ HASEK	MIROSLAV SATAN

At BUFFALO

Jan. 27, 1998	BLUES	3	SABRES	3	Attend.	Goaltenders	W/T Goal
					13,314	MCLENNAN/ HASEK	VACLAV VARADA

Goals by Period:	1st	2nd	3rd	OT	Total	Shots by Period:	1st	2nd	3rd	OT	Total
BLUES	2	1	1	0	4	BLUES	20	14	17	2	53
SABRES	1	3	2	0	6	SABRES	13	17	12	2	44

Individual Scoring

BLUES	GP	G	A	TP	+/-	PP	SH	GW	GT	EN	S	Pctg	SABRES	GP	G	A	TP	+/-	PP	SH	GW	GT	EN	S	Pctg	
S. DUCHESNE	2	1	2	3	2	4	0	1	0	0	6	16.7	M. SATAN	2	1	1	2	2	2	0	0	1	0	4	25.0	
G. COURTNALL	2	1	0	1	0	0	0	0	0	0	7	14.3	J. WOOLLEY	2	1	1	2	1	0	0	0	0	0	4	25.0	
A. MACINNIS	2	1	0	1	3	4	1	0	0	0	6	16.7	B. HOLZINGER	2	0	2	2	2	2	0	0	0	0	4	.0	
D. TURCOTTE	2	1	0	1	0	0	0	0	0	0	2	50.0	V. VARADA	1	1	0	1	1	0	0	0	0	1	0	2	50.0
B. ATCHEYNUM	1	0	1	1	2	0	0	0	0	0	1	.0	A. ZHITNIK	1	1	0	1	0	1	0	0	0	0	4	25.0	
C. CONROY	2	0	1	1	0	0	0	0	0	0	2	.0	J. DAWE	2	1	0	1	1	0	0	0	0	0	4	25.0	
S. PELLERIN	2	0	1	1	1	0	0	0	0	0	2	.0	D. WARD	2	1	0	1	0	0	0	0	0	0	5	20.0	
P. TURGEON	2	0	1	1	2	0	0	0	0	0	1	.0	M. PECA	1	0	1	1	2	0	0	0	0	0	1	.0	
J. CAMPBELL	1	0	0	0	2	0	0	0	0	0	5	.0	M. WILSON	1	0	1	1	0	0	0	0	0	0	0	.0	
B. HULL	1	0	0	0	2	0	0	0	0	0	6	.0	M. BARNABY	2	0	1	1	2	0	0	0	0	0	3	.0	
C. MCALPINE	1	0	0	0	2	0	0	0	0	0	0	.0	M. GROSEK	2	0	1	1	3	5	0	0	0	0	2	.0	
J. MURPHY	1	0	0	0	0	0	0	0	0	0	3	.0	J. MCKEE	2	0	1	1	0	0	0	0	0	0	4	.0	
M. PICARD	1	0	0	0	1	0	0	0	0	0	2	.0	D. SHANNON	2	0	1	1	2	0	0	0	0	0	2	.0	
R. POESCHKE	1	0	0	0	1	0	0	0	0	0	1	.0	C. BROWN	1	0	0	0	4	0	0	0	0	0	1	.0	
T. YAKE	1	0	0	0	1	0	0	0	0	0	1	.0	R. BURRIDGE	1	0	0	0	0	0	0	0	0	0	0	.0	
M. BERGVEIN	2	0	0	0	1	2	0	0	0	0	1	.0	W. PRIMEAU	1	0	0	0	0	0	0	0	0	0	1	.0	
K. CHASE	2	0	0	0	17	0	0	0	0	0	0	.0	E. RASMUSSEN	1	0	0	0	1	0	0	0	0	0	0	.0	
P. DEMITRA	2	0	0	0	2	0	0	0	0	0	4	.0	D. AUDETTE	2	0	0	0	1	17	0	0	0	0	0	.0	
C. PRONGER	2	0	0	0	9	0	0	0	0	0	1	.0	B. BOUGHNER	2	0	0	0	7	0	0	0	0	0	0	.0	
J. RIVERS	2	0	0	0	1	2	0	0	0	0	1	.0	D. PLANTE	2	0	0	0	0	0	0	0	0	0	2	.0	
T. TWIST	2	0	0	0	2	0	0	0	0	0	0	.0	R. RAY	2	0	0	0	0	0	0	0	0	0	0	.0	
H. YORK	2	0	0	0	4	0	0	0	0	0	1	.0	R. SMEHLIK	2	0	0	0	1	4	0	0	0	0	1	.0	

Power play:	1-10	10.0%
Penalty Killing:	10-11	90.9%

Power play:	1-11	9.1%
Penalty killing:	9-10	90.0%

Goaltending

BLUES	GP	MIN	GA	Avg	EN	SO	W	L	T	Shots	Save%	SABRES	GP	MIN	GA	Avg	EN	SO	W	L	T	Shots	Save%
G. FUHR	1	60	3	3.00	0	0	0	1	0	19	.842	D. HASEK	2	125	4	1.92	0	0	1	0	1	53	.925
J. MCLENNAN	1	65	3	2.77	0	0	0	0	1	25	.880												



1997-98 TAMPA BAY LIGHTNING



VS.

BUFFALO SABRES



Summary: Won-3 Lost-0 Tied-1

At TAMPA BAY

Date	Lightning	Sabres	Attend.	Goalenders	W/T Goal
Oct. 5, 1997	1	1	12,198	PUPPA/HASEK	JASON DAWE
Feb. 2, 1998	3	7	10,137	FITZPATRICK, BIERK/SHIELDS	DIXON WARD

At BUFFALO

Date	Lightning	Sabres	Attend.	Goalenders	W/T Goal
Dec. 5, 1997	0	4	12,293	PUPPA, SCHWAB/HASEK	MIKE WILSON
Jan. 23, 1998	1	4	14,012	FITZPATRICK/HASEK	ROB RAY

Goals by Period	1st	2nd	3rd	OT	Total	Shots by Period	1st	2nd	3rd	OT	Total
LIGHTNING	2	2	1	0	5	LIGHTNING	50	51	42	0	143
SABRES	7	6	3	0	16	SABRES	36	37	43	7	123

Individual Scoring

LIGHTNING	GP	G	A	TP	+/-	PP	SH	GW	GT	EN	S	Pctg	SABRES	GP	G	A	TP	+/-	PP	SH	GW	GT	EN	S	Pctg	
A. SELIVANOV	4	1	1	2	4	2	0	0	0	0	16	6.3	D. AUDETTE	4	2	2	4	3	2	0	0	0	0	13	15.4	
R. ZAMUNER	4	1	1	2	4	2	0	0	0	0	13	7.7	B. HOLZINGER	4	1	3	4	6	2	0	0	0	0	10	10.0	
D. TUCKER	2	0	2	2	1	2	0	0	0	0	0	2	.0	M. WILSON	3	2	1	3	3	0	0	0	1	0	3	66.7
B. PETERSON	1	1	0	1	0	0	0	0	0	0	2	50.0	M. BARNABY	4	1	2	3	3	16	0	0	0	0	5	20.0	
B. MARCHMENT	2	1	0	1	1	4	0	0	0	0	4	25.0	M. SATAN	4	1	2	3	1	0	0	0	0	0	13	7.7	
C. CROSS	3	1	0	1	2	0	0	1	0	0	4	25.0	R. BURRIDGE	3	0	3	4	0	0	0	0	0	0	7	.0	
J. BONSIGNORE	2	0	1	1	2	2	0	0	0	0	1	.0	A. ZHITNIK	3	0	3	3	4	0	0	0	0	0	7	.0	
J. NORTON	2	0	1	1	2	0	0	0	0	0	2	.0	J. DAWE	4	2	0	2	2	2	0	0	0	1	6	33.3	
S. RICHER	2	0	1	1	3	2	0	0	0	0	9	.0	J. WOOLLEY	3	1	1	2	1	0	0	0	0	0	2	50.0	
M. RENBERG	4	0	1	1	5	6	0	0	0	0	16	.0	B. BOUGHNER	4	1	1	2	4	2	0	0	0	0	2	50.0	
J. WIEMER	4	0	1	1	1	2	0	0	0	0	6	.0	M. GROSEK	4	1	1	2	2	2	0	0	0	0	9	11.1	
P. YSEBAERT	4	0	1	1	5	2	0	0	0	0	11	.0	R. SMEHLIK	4	1	1	2	6	0	0	1	0	0	7	14.3	
B. BRADLEY	1	0	0	0	1	0	0	0	0	0	3	.0	D. WARD	4	1	1	2	2	0	0	1	0	0	4	25.0	
P. BROUSSEAU	1	0	0	0	0	0	0	0	0	0	0	.0	R. RAY	3	1	0	1	6	0	0	1	0	0	2	50.0	
S. KELLY	1	0	0	0	0	0	0	0	0	0	2	.0	D. SHANNON	3	1	0	1	3	0	0	0	0	0	1	4	25.0
I. ULANOV	1	0	0	0	1	0	0	0	0	0	1	.0	C. BROWN	1	0	1	1	2	0	0	0	0	0	2	.0	
D. CICCARELLI	2	0	0	0	3	0	0	0	0	0	11	.0	J. MCKEE	3	0	1	1	2	6	0	0	0	0	4	.0	
J. CULLIMORE	2	0	0	0	1	0	0	0	0	0	1	.0	M. PECA	3	0	1	1	2	2	0	0	0	0	6	.0	
R. HAMRLIK	2	0	0	0	1	0	0	0	0	0	6	.0	M. HURLBUT	1	0	0	0	0	0	0	0	0	0	1	.0	
M. MCBAIN	2	0	0	0	3	0	0	0	0	0	3	.0	E. RASMUSSEN	1	0	0	0	1	0	0	0	0	0	3	.0	
P. POULLIN	2	0	0	0	3	4	0	0	0	0	3	.0	S. SHIELDS	1	0	0	0	10	0	0	0	0	0	0	.0	
Y. RACINE	2	0	0	0	1	0	0	0	0	0	2	.0	B. MAY	2	0	0	0	2	0	0	0	0	0	4	.0	
V. VUJTEK	2	0	0	0	1	0	0	0	0	0	3	.0	W. PRIMEAU	3	0	0	0	10	0	0	0	0	0	0	.0	
M. VUKOTA	2	0	0	0	10	0	0	0	0	0	0	.0	D. PLANTE	4	0	0	0	1	2	0	0	0	0	9	.0	
D. WILKIE	2	0	0	0	4	0	0	0	0	0	5	.0														
M. ANDERSSON	3	0	0	0	1	0	0	0	0	0	5	.0														
L. DEBRUSK	3	0	0	0	4	0	0	0	0	0	0	.0														
J. HUSCROFT	3	0	0	0	1	4	0	0	0	0	1	.0														
D. LANGKOW	3	0	0	0	5	4	0	0	0	0	3	.0														
K. DYKHUIS	4	0	0	0	3	0	0	0	0	0	8	.0														

Power play:	0-14	0.0%
Penalty killing:	18-18	100.0%

Power play:	0-18	0.0%
Penalty killing:	14-14	100.0%

Goaltending

LIGHTNING	GP	MIN	GA	Avg	EN	SO	W	L	T	Shots	Save%	SABRES	GP	MIN	GA	Avg	EN	SO	W	L	T	Shots	Save%	
D. PUPPA	2	109	5	2.75	0	0	0	1	1	51	.902	D. HASEK	3	185	2	.65	0	1	2	0	1	105	.981	
C. SCHWAB	1	16	0	.00	0	0	0	0	0	4	1.000	S. SHIELDS	1	60	3	3.00	0	0	1	0	0	38	.921	
M. FITZPATRICK	2	99	9	5.45	1	0	2	0	0	57	.842													
Z. BIERK	1	21	1	2.86	0	0	0	0	0	10	.900													

1997-98 TORONTO MAPLE LEAFS



VS.

BUFFALO SABRES



Summary: Won-1 Lost-0 Tied-1

At TORONTO

Date	Maple Leafs	Sabres	Attend.	Goalenders	W/T Goal
Jan. 14, 1998	1	4	15,726	POTVIN/HASEK	DEREK PLANTE

At BUFFALO

Date	Maple Leafs	Sabres	Attend.	Goalenders	W/T Goal
Feb. 25, 1998	2	2	18,595	POTVIN/HASEK	MATS SUNDIN

Goals by Period	1st	2nd	3rd	OT	Total	Shots by Period	1st	2nd	3rd	OT	Total
MAPLE LEAFS	1	1	1	0	3	MAPLE LEAFS	15	28	28	1	72
SABRES	2	1	3	0	6	SABRES	17	18	20	0	55

Individual Scoring

MAPLE LEAFS	GP	G	A	TP	+/-	PP	SH	GW	GT	EN	S	Pctg	SABRES	GP	G	A	TP	+/-	PP	SH	GW	GT	EN	S	Pctg
M. SCHEIDER	2	1	1	2	3	2	1	0	0	0	5	20.0	D. AUDETTE	2	2	2	4	3	2	1	0	0	0	6	33.3
M. SUNDIN	2	1	1	2	0	1	0	0	1	0	8	12.5	M. SATAN	2	1	1	2	0	1	0	0	0	0	3	33.3
T. WARRINER	1	1	0	1	1	2	0	0	0	0	2	50.0	M. PECA	2	0	2	2	1	2	0	0	0	0	2	.0
J. BROWN	1	0	1	1	1	0	0	0	0	0	1	.0	G. SANDERSON	1	1	0	1	1	0	0	0	0	0	5	20.0
J. BAKER	1	0	0	0	2	0	0	0	0	0	0	.0	C. BROWN	2	1	0	1	2	0	0	0	0	0	5	20.0
A. MCCAULEY	1	0	0	0	0	0	0	0	0	0	4	.0	D. PLANTE	2	1	0	1	2	4	0	0	1	0	4	25.0
M. PROCHAZKA	1	0	0	0	1	0	0	0	0	0	3	.0	M. BARNABY	2	0	1	1	1	2	0	0	0	0	5	.0
Y. TREMBLAY	1	0	0	0	0	0	0	0	0	0	3	.0	J. DAWE	2	0	1	1	1	2	0	0	0	0	1	.0
S. BEREZIN	2	0	0	0	0	0	0	0	0	0	4	.0	M. GROSEK	2	0	1	1	4	0	0	0	0	0	4	.0
T. DOMI	2	0	0	0	1	5	0	0	0	0	2	.0	J. WOOLLEY	2	0	1	1	2	0	0	0	0	0	3	.0
D. HENDRICKSON	2	0	0	0	1	2	0	0	0	0	8	.0	B. BOUGHNER	1	0	0	0	2	2	0	0	0	0	1	.0
M. JOHNSON	2	0	0	0	0	0	0	0	0	0	5	.0	B. HOLZINGER	1	0	0	1	0	0	0	0	0	0	0	.0
K. KING	2	0	0	0	1	2	0	0	0	0	5	.0	W. PRIMEAU	1	0	0	0	0	0	0	0	0	0	0	.0
D. KING	2	0	0	0	1	0	0	0	0	0	5	.0	V. VARADA	1	0	0	0	2	0	0	0	0	0	1	.0
I. KOROLEV	2	0	0	0	2	2	0	0	0	0	2	.0	M. WILSON	1	0	0	0	2	0	0	0	0	0	3	.0
J. MACOON	2	0	0	0	4	0	0	0	0	0	2	.0	J. MCKEE	2	0	0	0	1	0	0	0	0	0	4	.0
F. MODIN	2	0	0	0	1	0	0	0	0	0	6	.0	R. RAY	2	0	0	0	5	0	0	0	0	0	0	.0
J. SMITH	2	0	0	0	1	2	0	0	0	0	3	.0	D. SHANNON	2	0	0	0	4	0	0	0	0	0	0	.0
S. SULLIVAN	2	0	0	0	3	0	0	0	0	0	4	.0	R. SMEHLIK	2	0	0	0	1	0	0	0	0	0	1	.0
D. YUSHKEVICH	2	0	0	0	2	2	0	0	0	0	0	.0	D. WARD	2	0	0	0	2	0	0	0	0	0	2	.0
R. ZETTLER	2																								

1997-98 VANCOUVER CANUCKS VS. BUFFALO SABRES



Summary: Won-2 Lost-0 Tied-0

At VANCOUVER

March 26, 1998 CANUCKS 2 SABRES 5

Attend. 17,699
Goaltenders IRBE, SNOW/SHIELDS

W/T Goal
MICHAEL PECA

At BUFFALO

Jan. 15, 1998 CANUCKS 2 SABRES 6

Attend. 16,290
Goaltenders BURKE/HASEK, SHIELDS

W/T Goal
MATTHEW BARNABY

Goals by Period:	1st	2nd	3rd	OT	Total	Shots by Period:	1st	2nd	3rd	OT	Total
CANUCKS	2	1	1	0	4	CANUCKS	21	21	25	0	67
SABRES	0	4	7	0	11	SABRES	17	20	19	0	56

Individual Scoring

CANUCKS	GP	G	A	TP	+/-	PP	SH	GW	GT	EN	S	Pctg	SABRES	GP	G	A	TP	+/-	PP	SH	GW	GT	EN	S	Pctg	
P. BURE	2	2	1	3	2	0	0	0	0	0	14	14.3	M. BARNABY	2	1	3	4	3	30	0	0	1	0	0	6	16.7
B. MAY	1	1	1	2	1	17	0	0	0	0	4	25.0	D. PLANTE	2	0	4	4	0	0	0	0	0	0	0	3	.0
M. MESSIER	2	0	2	2	1	2	0	0	0	0	5	.0	M. PECA	2	2	1	3	1	2	1	0	1	0	0	7	28.6
B. NOONAN	2	0	2	2	4	4	0	0	0	0	2	.0	D. AUDETTE	2	1	2	3	1	2	0	0	0	0	0	4	25.0
D. BRASHEAR	2	1	0	1	3	20	0	0	0	0	3	33.3	J. DAWE	1	2	0	2	2	12	0	0	0	0	0	2	100.0
D. BABYCH	1	0	1	1	2	0	0	0	0	0	1	.0	J. WOOLLEY	2	2	0	2	4	9	0	0	0	0	0	7	28.6
T. LINDEN	1	0	1	1	3	15	0	0	0	0	3	.0	D. SHANNON	2	0	2	2	4	14	0	0	0	0	0	2	.0
A. AUCCIO	1	0	0	0	1	0	0	0	0	0	0	.0	D. WARD	2	0	2	2	2	14	0	0	0	0	0	0	.0
T. BERTUZZI	1	0	0	0	2	0	0	0	0	0	1	.0	G. SANDERSON	1	1	0	1	2	0	0	0	0	0	0	6	16.7
S. BURKE	1	0	0	0	12	0	0	0	0	0	0	.0	R. SMEHLIK	2	1	0	1	2	18	0	0	0	0	0	2	50.0
G. LEDYARD	1	0	0	0	2	0	0	0	0	0	1	.0	A. ZHITNIK	2	1	0	1	2	0	0	0	0	0	0	6	16.7
C. MCALLISTER	1	0	0	0	12	0	0	0	0	0	0	.0	C. BROWN	1	0	1	1	0	0	0	0	0	0	0	0	.0
B. MCCABE	1	0	0	0	15	0	0	0	0	0	4	.0	M. GROSEK	2	0	1	1	0	0	0	0	0	0	0	2	.0
M. NASLUND	1	0	0	0	1	2	0	0	0	0	3	.0	J. MCKEE	2	0	1	1	6	0	0	0	0	0	1	.0	
G. ODJICK	1	0	0	0	15	0	0	0	0	0	2	.0	W. PRIMEAU	2	0	1	1	5	0	0	0	0	0	0	2	.0
B. ROBERTSSON	1	0	0	0	1	0	0	0	0	0	0	.0	B. HOLZINGER	1	0	0	0	1	0	0	0	0	0	0	0	.0
G. SANDERSON	1	0	0	0	1	0	0	0	0	0	1	.0	P. KRUSE	1	0	0	0	7	0	0	0	0	0	0	0	.0
M. SILLINGER	1	0	0	0	0	0	0	0	0	0	2	.0	Y. VARADA	1	0	0	0	0	0	0	0	0	0	0	1	.0
J. STRUDWICK	1	0	0	0	1	0	0	0	0	0	1	.0	B. BOUGHNER	2	0	0	0	3	23	0	0	0	0	0	0	.0
S. WALKER	1	0	0	0	1	34	0	0	0	0	0	.0	R. RAY	2	0	0	0	1	15	0	0	0	0	0	1	.0
P. ZEDEL	1	0	0	0	1	0	0	0	0	0	3	.0	M. SATAN	2	0	0	0	0	0	0	0	0	0	0	4	.0
B. HEDICAN	2	0	0	0	2	15	0	0	0	0	3	.0	S. SHIELDS	2	0	0	0	7	0	0	0	0	0	0	0	.0
J. LUMME	2	0	0	0	3	0	0	0	0	0	6	.0														
A. MOGILNY	2	0	0	0	1	14	0	0	0	0	2	.0														
M. OHLUND	2	0	0	0	2	14	0	0	0	0	5	.0														
D. SCATCHARD	2	0	0	0	1	11	0	0	0	0	1	.0														
S. STAIOS	2	0	0	0	5	0	0	0	0	0	0	.0														

Power play: 0-14 0.0%
Penalty killing: 14-15 93.3%

Power play: 1-15 6.7%
Penalty killing: 14-14 100.0%

Goaltending

CANUCKS	GP	MIN	GA	Avg	EN	SO	W	L	T	Shots	Save%
S. BURKE	1	60	6	6.00	0	0	1	0	0	32	.813
A. IRBE	1	52	5	5.77	0	0	1	0	0	19	.737
G. SNOW	1	8	0	.00	0	0	0	0	0	5	1.000

SABRES	GP	MIN	GA	Avg	EN	SO	W	L	T	Shots	Save%
D. HASEK	1	55	1	1.09	0	0	1	0	0	37	.973
S. SHIELDS	2	65	3	2.77	0	0	1	0	0	30	.900

1997-98 WASHINGTON CAPITALS VS. BUFFALO SABRES



Summary: Won-2 Lost-2 Tied-0

At WASHINGTON

Oct. 3, 1997 CAPITALS 6 SABRES 2
March 1, 1998 CAPITALS 0 SABRES 3

Attend. 18,130
Goaltenders KOLZIG/HASEK
KOLZIG/HASEK

W/T Goal
PETER BONDRA
MIROSLAV SATAN

At BUFFALO

Oct. 9, 1997 CAPITALS 2 SABRES 5
Nov. 13, 1997 CAPITALS 3 SABRES 2

Attend. 10,116
Goaltenders RANFORD/HASEK
KOLZIG/SHIELDS

W/T Goal
JASON DAWE
PETER BONDRA

Goals by Period:	1st	2nd	3rd	OT	Total	Shots by Period:	1st	2nd	3rd	OT	Total
CAPITALS	2	3	6	0	11	CAPITALS	40	51	45	0	136
SABRES	3	3	6	0	12	SABRES	40	34	26	0	100

Individual Scoring

CAPITALS	GP	G	A	TP	+/-	PP	SH	GW	GT	EN	S	Pctg	SABRES	GP	G	A	TP	+/-	PP	SH	GW	GT	EN	S	Pctg		
P. BONDRA	4	3	0	3	4	0	0	2	0	0	18	16.7	M. SATAN	4	4	0	4	2	2	2	2	0	1	0	1	7	57.1
A. OATES	4	0	3	3	3	0	0	0	0	0	8	.0	J. DAWE	4	2	2	4	3	0	1	0	1	0	1	0	9	22.2
C. JOHANSSON	4	2	0	2	1	0	1	0	0	0	13	15.4	M. GROSEK	4	0	3	3	1	0	0	0	0	0	0	0	6	.0
R. ZEDNIK	4	2	0	2	2	2	2	2	0	0	0	18	11.1	E. RASMUSSEN	3	2	0	2	2	4	0	0	0	0	0	5	40.0
P. HOUSLEY	3	1	1	2	1	4	0	1	0	0	8	12.5	D. AUDETTE	4	1	1	2	2	0	0	0	0	0	0	0	5	40.0
M. PIVONKA	2	0	2	2	1	0	0	0	0	0	3	.0	M. BARNABY	4	0	2	2	2	8	0	0	0	0	0	0	5	.0
J. BULIS	4	0	2	2	1	2	0	0	0	0	2	.0	B. MAY	1	1	0	1	1	4	0	0	0	0	0	3	33.3	
K. MILLER	2	1	0	1	1	2	0	0	0	0	2	50.0	R. BURRIDGE	2	1	0	1	0	0	0	0	0	0	0	1	100.0	
M. TINORDI	3	1	0	1	4	0	0	0	0	0	3	33.3	D. PLANTE	2	1	0	1	2	0	0	0	0	0	0	4	25.0	
C. BERUBE	4	1	0	1	1	1	0	0	0	0	2	50.0	M. PECA	1	0	1	1	0	0	0	0	0	0	0	1	.0	
J. BENDA	1	0	1	1	1	0	0	0	0	0	1	.0	G. SANDERSON	1	0	1	1	0	0	0	0	0	0	0	0	.0	
B. GRATTON	1	0	1	1	4	0	0	0	0	0	0	.0	J. WOOLLEY	1	0	1	1	0	0	0	0	0	0	0	1	.0	
S. GONCHAR	2	0	1	1	1	2	0	0	0	0	3	.0	C. BROWN	2	0	1	1	2	0	0	0	0	0	0	0	.0	
J. JUNEAU	3	0	1	1	1	2	0	0	0	0	4	.0	D. HASEK	3	0	1	1	0	0	0	0	0	0	0	0	.0	
J. SVEJKOVSKY	3	0	1	1	2	2	0	0	0	0	2	.0	A. ZHITNIK	3	0	1	1	4	0	0	0	0	0	0	8	.0	
D. HUNTER	4	0	1	1	4	0	0	0	0	0	8	.0	B. BOUGHNER	4	0	1	1	7	0	0	0	0	0	0	2	.0	
S. KONOWALCHUK	4	0	1	1	2	0	0	0	0	0	11	.0	B. HOLZINGER	4	0	1	1	3	2	0	0	0	0	0	6	.0	
A. BRUNETTE	1	0	0	0	0	0	0	0	0	0	2	.0	J. MCKEE	4	0	1	1	0	0	0	0	0	0	0	4	.0	
M. EAGLES	1	0	0	0	1	2	0	0	0	0	3	.0	D. SHANNON	4	0	1	1	4	4	0	0	0	0	0	5	.0	
T. KRYGIER	1	0	0	0	1	0	0	0	0	0	4	.0	M. HURLBUT	1	0	0	0	2	0	0	0	0	0	0	2	.0	
A. NIKOLISHIN	1	0	0	0	0	0	0	0	0	0	2	.0	S. NICHOL	1	0	0	0	4	0	0	0	0	0	0	2	.0	
K. KLEE	2	0	0	0	2	2	0	0	0	0	4	.0	R. SMEHLIK	3	0	0	0	3	2	0	0	0	0	0	5	.0	
C. SIMON	2	0	0	0	1	14	0	0	0	0	3	.0	D. WARD	3	0	0	0	1	2	0	0	0	0	0	3	.0	
S. COTE	4	0	0	0	2	2	0	0	0	0	9	.0	W. PRIMEAU	4	0	0	0	1	0	0	0	0	0	0	4	.0	
J. REEKIE	4	0	0	0	1	2	0	0	0	0	1	.0	R. RAY	4	0	0	0	23									

SABRES ALL-TIME RECORDS BY TEAM

ALL-TIME RECORD	GP	W	L	T	GF	GA	PTS.	PCT.
Anaheim	8	4	3	1	20	17	9	.563
Boston	184	73	84	27	624	645	173	.470
Calgary	47	24	17	6	171	156	54	.574
ATLANTA	35	15	11	9	135	111	39	.557
Total	82	39	28	15	306	267	93	.567
CALIFORNIA	34	16	10	8	126	104	40	.588
Carolina	6	4	1	1	15	13	9	.750
HARTFORD	125	64	45	16	453	386	144	.576
Total	131	68	46	17	468	399	153	.584
Chicago	94	44	38	12	308	279	100	.532
CLEVELAND	12	9	3	0	65	35	18	.750
Colorado	6	2	2	2	17	17	6	.500
QUEBEC	112	50	44	18	404	395	118	.528
Total	118	52	46	20	421	412	124	.525
Dallas	8	3	5	0	18	26	6	.375
MINNESOTA	89	42	31	16	305	261	100	.562
Total	97	45	36	16	323	287	106	.546
Detroit	98	50	36	12	363	320	112	.571
Edmonton	51	15	28	8	171	204	38	.373
Florida	19	11	7	1	66	41	23	.605
Los Angeles	97	46	33	18	368	313	110	.567
Montreal	174	69	74	31	535	590	169	.486
New Jersey	53	24	20	9	193	185	57	.538
COLORADO	31	25	2	4	142	76	54	.871
Total	84	49	22	13	335	261	111	.661
N.Y. Islanders	98	46	37	15	310	283	107	.546
N.Y. Rangers	110	50	40	20	389	363	120	.545
Ottawa	33	22	8	3	118	59	47	.712
Philadelphia	106	38	52	16	324	357	92	.434
Phoenix	4	2	1	1	12	12	5	.625
WINNIPEG	46	30	12	4	190	132	64	.696
Total	50	32	13	5	202	144	69	.690
Pittsburgh	118	46	42	30	441	388	122	.517
St. Louis	93	43	38	12	313	313	98	.527
San Jose	13	8	3	2	60	45	18	.692
Tampa Bay	22	14	6	2	67	56	30	.682
Toronto	105	57	35	13	415	310	127	.605
Vancouver	95	39	38	18	331	318	96	.505
Washington	88	55	20	13	346	239	123	.699

(Defunct teams in CAPS)

SABRES ALL-TIME RECORDS BY TEAM

HOME RECORD	GP	W	L	T	GF	GA	PTS.	PCT.
Anaheim	4	2	1	1	10	7	5	.625
Boston	92	45	32	15	343	283	105	.571
Calgary	23	15	6	2	95	63	32	.696
ATLANTA	18	8	7	3	75	61	19	.528
Total	41	23	13	5	170	124	51	.622
CALIFORNIA	17	9	3	5	66	45	23	.676
Carolina	3	3	0	0	8	4	6	1.000
HARTFORD	62	35	20	7	258	195	77	.621
Total	65	38	20	7	266	199	83	.638
Chicago	48	29	13	6	181	127	64	.667
CLEVELAND	6	4	2	0	28	18	8	.667
Colorado	3	2	0	1	11	9	5	.833
QUEBEC	56	32	16	8	226	182	72	.643
Total	59	34	16	9	237	191	77	.653
Dallas	4	2	2	0	10	11	4	.500
MINNESOTA	44	23	11	10	165	119	56	.636
Total	48	25	13	10	175	130	60	.625
Detroit	48	32	9	7	213	134	71	.740
Edmonton	26	10	10	6	104	98	26	.500
Florida	10	7	2	1	38	14	15	.750
Los Angeles	48	24	15	9	195	145	57	.594
Montreal	87	43	25	19	271	239	105	.603
New Jersey	26	13	9	4	101	96	30	.577
COLORADO	16	14	1	1	80	35	29	.906
Total	42	27	10	5	181	131	59	.702
N.Y. Islanders	49	26	16	7	174	141	59	.602
N.Y. Rangers	56	33	16	7	243	180	73	.652
Ottawa	16	12	4	0	62	22	24	.750
Philadelphia	51	25	20	6	179	157	56	.549
Phoenix	2	1	0	1	8	4	3	.750
WINNIPEG	23	19	2	2	107	57	40	.870
Total	25	20	2	3	115	61	43	.860
Pittsburgh	59	30	**13	16	247	159	76	.644
St. Louis	47	29	12	6	193	145	64	.681
San Jose	7	7	0	0	37	21	14	1.000
Tampa Bay	11	5	5	1	29	36	11	.500
Toronto	53	33	16	4	223	152	70	.660
Vancouver	48	24	*16	8	176	142	56	.583
Washington	45	30	9	6	186	123	66	.733

* - includes one game played at Hamilton, ONT

** - includes one game played at Sacramento, CA



SABRES ALL-TIME RECORDS BY TEAM

ROAD RECORD	GP	W	L	T	GF	GA	PTS	PCT.
Anaheim	4	2	2	0	10	10	4	.500
Boston	92	28	52	12	281	362	68	.370
Calgary	24	9	11	4	76	93	22	.458
ATLANTA	17	7	4	6	60	50	20	.588
Total	41	16	15	10	136	143	42	.512
CALIFORNIA	17	7	7	3	60	59	17	.500
Carolina	3	1	1	1	7	9	3	.500
HARTFORD	63	29	25	9	195	191	67	.532
Total	66	30	26	10	202	200	70	.530
Chicago	46	15	25	6	127	152	36	.391
CLEVELAND	6	5	1	0	37	17	10	.833
Colorado	3	0	2	1	6	8	1	.167
QUEBEC	56	18	28	10	178	213	46	.411
Total	59	18	30	11	184	221	47	.398
Dallas	4	1	3	0	8	15	2	.250
MINNESOTA	45	19	20	6	140	142	44	.489
Total	49	20	23	6	148	157	46	.469
Detroit	50	18	27	5	150	186	41	.410
Edmonton	25	5	18	2	67	106	12	.240
Florida	9	4	5	0	28	27	8	.444
Los Angeles	49	22	18	9	173	168	53	.541
Montreal	87	26	49	12	264	351	64	.368
New Jersey	27	11	11	*5	92	89	27	.500
COLORADO	15	11	1	3	62	41	25	.833
Total	42	22	12	8	154	130	52	.619
N.Y. Islanders	49	20	21	**8	136	142	48	.490
N.Y. Rangers	54	17	24	13	146	183	47	.435
Ottawa	17	10	4	3	56	37	23	.676
Philadelphia	55	13	32	10	145	200	36	.327
Phoenix	2	1	1	0	4	8	2	.500
WINNIPEG	23	11	10	2	83	75	24	.522
Total	25	12	11	2	87	83	26	.520
Pittsburgh	59	16	29	14	194	229	46	.390
St. Louis	46	14	26	6	120	168	34	.370
San Jose	6	1	3	2	23	24	4	.333
Tampa Bay	11	9	1	1	38	20	19	.864
Toronto	52	24	19	9	192	158	57	.548
Vancouver	47	15	22	10	155	176	40	.426
Washington	43	25	11	7	160	116	57	.663

* - includes one game played at Hamilton, ONT

** - includes one game played at Minneapolis, MN

CURRENT STREAKS BY SABRES

Unbeaten Streak (includes wins & ties)

Tampa Bay Lightning	(6-0-1) 7
New York Rangers	(4-0-2) 6
St. Louis Blues	(4-0-2) 6
Montreal Canadiens	(4-0-1) 5
Calgary Flames	(2-0-1) 3
Toronto Maple Leafs	(2-0-1) 3
Anaheim Mighty Ducks	(2-0-0) 2
Carolina Hurricanes	(2-0-0) 2
Edmonton Oilers	(1-0-1) 2
Florida Panthers	(2-0-0) 2
Los Angeles Kings	(1-0-1) 2
Vancouver Canucks	(2-0-0) 2
Boston Bruins	(1-0-0) 1
Philadelphia Flyers	(1-0-0) 1
Pittsburgh Penguins	(1-0-0) 1
San Jose Sharks	(1-0-0) 1
Washington Capitals	(1-0-0) 1

Last Loss

10-15-96 (4-0 L)	2-2-98 (7-3 W)
12-13-96 (3-0 L)	3-2-98 (1-0 W)
3-23-94 (3-2 L)	1-27-98 (3-3 T)
10-17-98 (5-1 L)	4-18-98 (3-3 T)
10-6-96 (3-0 L)	3-24-98 (2-0 W)
11-19-96 (4-3 L)	2-25-98 (2-2 T)
1-10-97 (5-2 L)	1-7-98 (3-2 W)
1-24-97 (4-1 L)	4-8-98 (3-1 W)
1-24-97 (3-1 L)	3-27-98 (1-0 W)
11-6-97 (4-2 L)	3-19-98 (6-1 W)
1-9-97 (6-3 L)	4-1-98 (4-0 W)
12-4-96 (7-6ot L)	3-26-98 (5-2 W)
3-21-98 (2-1 L)	4-3-98 (5-4 W)
1-20-98 (3-0 L)	4-13-98 (2-1 W)
3-14-98 (2-1 L)	3-15-98 (3-0 W)
1-10-98 (5-2 L)	3-12-98 (3-1 W)
11-13-97 (3-2 L)	3-1-98 (3-0 W)

Last Game

Winless Streak (includes losses and ties)

New Jersey Devils	(0-6-0) 6
Detroit Red Wings	(0-5-0) 5
Chicago Blackhawks	(0-3-0) 3
New York Islanders	(0-2-1) 3
Ottawa Senators	(0-2-1) 3
Colorado Avalanche	(0-1-1) 2
Dallas Stars	(0-2-0) 2
Phoenix Coyotes	(0-1-1) 2

Last Win

12-31-96 (6-5 W)	4-15-98 (5-4ot L)
11-1-95 (2-1 W)	3-29-98 (4-2 L)
1-20-97 (2-1 W)	3-17-98 (5-3 L)
11-22-97 (6-1 W)	3-10-98 (2-2 T)
12-31-97 (3-0 W)	4-19-98 (2-1 L)
11-14-96 (5-4 W)	2-2-98 (2-2 T)
1-31-97 (3-1 W)	12-15-97 (8-4 L)
1-12-97 (5-1 W)	1-30-98 (3-3 T)

Last Game

LAST 10 GAMES VS. EACH TEAM

Team	1	2	3	4	5	6	7	8	9	10	Record	
Anaheim Mighty Ducks	-	-	W	W	L	L	T	L	W	W	4-3-1	
Boston Bruins	W	W	W	W	W	L	T	T	L	W	6-2-2	
Calgary Flames	W	W	W	W	L	L	L	T	W	W	6-3-1	
Carolina Hurricanes	L	W	L	L	T	W	W	L	W	W	5-4-1	
Chicago Blackhawks	W	W	W	L	L	L	W	L	L	L	4-6-0	
Colorado Avalanche	W	L	L	W	T	W	L	W	L	T	4-4-2	
Dallas Stars	L	L	W	L	L	W	L	W	L	L	3-7-0	
Detroit Red Wings	T	L	W	L	W	L	L	L	L	L	2-7-1	
Edmonton Oilers	W	L	L	L	W	L	L	L	L	T	W	3-6-1
Florida Panthers	W	W	W	L	T	L	W	L	W	W	6-3-1	
Los Angeles Kings	L	L	W	W	T	W	W	L	T	W	5-3-2	
Montreal Canadiens	W	W	T	T	L	W	W	W	W	T	6-1-3	
New Jersey Devils	W	T	T	W	L	L	L	L	L	L	2-6-2	
New York Islanders	L	L	W	W	L	L	W	L	L	T	4-5-1	
New York Rangers	W	T	L	L	T	W	T	W	W	W	5-2-3	
Ottawa Senators	W	W	W	L	L	L	W	L	T	L	4-5-1	
Philadelphia Flyers	W	L	L	T	W	W	L	T	L	W	4-4-2	
Phoenix Coyotes	W	W	W	L	L	L	W	W	L	T	5-4-1	
Pittsburgh Penguins	L	L	W	W	L	T	L	T	L	W	3-5-2	
St. Louis Blues	W	T	L	L	W	W	T	W	T	W	5-2-3	
San Jose Sharks	W	L	W	T	W	L	T	W	L	W	5-3-2	
Tampa Bay Lightning	L	W	L	W	W	W	T	W	W	W	7-2-1	
Toronto Maple Leafs	T	W	W	T	W	T	L	W	W	T	5-1-4	
Vancouver Canucks	L	L	W	W	L	L	W	L	W	W	5-5-0	
Washington Capitals	L	W	W	T	W	L	L	W	L	W	5-4-1	

Game 10 - represents most recent game

(NOTE: Of last 10 games: Hartford Whalers for first four games, Carolina Hurricanes for last six. Quebec Nordiques for first four games, Colorado Avalanche for last six. Winnipeg Jets for first six games, Phoenix Coyotes for last four.)



SABRE STREAKS

Sabres Longest Winning Streaks

Games	Dates
10	1/4/84 to 1/23/84
9	12/11/76 to 12/29/76
9	11/24/79 to 12/13/79

(Note: Sabres won 11 straight over two seasons 4-1-75 to 10-26-75)

Sabres Longest Unbeaten Streaks

Games	Dates
14	3/6/80 to 4/6/80
13	1/4/84 to 1/29/84
13	1/21/98 to 3/2/98

Most Consecutive Ties

Games	Dates
4	12/22/77 to 1/1/78
4	1/9/81 to 1/16/81
4	2/26/82 to 3/6/82
4	12/9/84 to 12/16/84

Sabres Longest Losing Streaks

Games	Dates
7	10/25/70 to 11/8/70
7	4/3/93 to 4/15/93
7	10/9/93 to 10/22/93

Sabres Longest Winless Streaks

Games	Dates
12	11/23/91 to 12/20/91
10	11/7/71 to 12/1/71

THE LAST STREAK

Sabres Winning Streaks

Games	Dates
3	3/24/98 to 3/27/98
4	1/12/97 to 1/22/97
5	1/12/91 to 1/24/91
6	12/31/92 to 1/10/93
7	12/23/84 to 1/5/85
8	10/9/75 to 10/26/75
9	11/24/79 to 12/13/79
10	1/4/84 to 1/23/84

Sabres Unbeaten Streaks

Games	Dates
4	1/12/97 to 1/22/97
5	2/21/96 to 3/1/96
6	12/14/96 to 12/26/96
7	1/23/92 to 2/4/92
8	12/23/90 to 1/8/91
9	10/27/89 to 11/16/89
10	12/23/84 to 1/12/85
11	12/15/77 to 1/11/78
12	1/29/97 to 2/23/97
13	1/21/98 to 3/2/98
14	3/6/80 to 4/6/80

Sabres Losing Streaks

Games	Dates
3	3/27/96 to 3/31/96
4	3/22/97 to 3/30/97
5	12/7/90 to 12/16/90
6	1/26/91 to 2/6/91
7	10/9/93 to 10/22/93

Sabres Winless Streaks

Games	Dates
4	2/10/96 to 2/17/96
5	11/6/97 to 11/15/97
6	3/22/97 to 4/2/97
7	1/26/91 to 2/8/91
8	10/9/93 to 10/23/93
9	None
10	11/7/71 to 12/1/71
11	None
12	11/23/91 to 12/20/91

Games Consecutive Ties

4	12/9/84 to 12/16/84
---	---------------------

LEADS AND DEFICITS (1993-94 to 1997-98)

When the Sabres'

Largest Lead was:	1997-98 Record	1996-97 Record	1995-96 Record	1994-95 Record	1993-94 Record
Never Led	0-21-10	0-23-5	0-27-4	0-14-0	0-16-1
1 goal	11-8-4	8-2-4	8-10-3	6-4-5	4-11-5
2 goals	5-0-3	10-5-3	8-5-0	6-1-1	10-5-3
3 goals	12-0-0	9-0-0	10-0-0	3-0-1	15-0-0
4 goals	3-0-0	10-0-0	2-0-0	5-0-0	8-0-0
5 goals	5-0-0	3-0-0	4-0-0	1-0-0	5-0-0
6 goals	0-0-0	0-0-0	1-0-0	0-0-0	1-0-0
7 goals	0-0-0	0-0-0	0-0-0	1-0-0	0-0-0
8 goals	0-0-0	0-0-0	0-0-0	0-0-0	0-0-0
9 goals	0-0-0	0-0-0	0-0-0	0-0-0	0-0-0

When the Sabres'

Largest Deficit was:	1997-98 Record	1996-97 Record	1995-96 Record	1994-95 Record	1993-94 Record
Never Behind	23-0-4	32-0-7	19-0-1	14-0-4	31-0-4
1 goal	11-5-8	7-5-4	11-9-4	7-6-3	11-10-4
2 goals	2-8-3	1-11-1	3-15-2	1-4-0	1-11-1
3 goals	0-9-2	0-9-0	0-10-0	0-4-0	0-6-0
4 goals	0-5-0	0-3-0	0-6-0	0-4-0	0-1-0
5 goals	0-2-0	0-2-0	0-2-0	0-1-0	0-1-0
6 goals	0-0-0	0-0-0	0-0-0	0-0-0	0-0-0
7 goals	0-0-0	0-0-0	0-0-0	0-0-0	0-0-0
8 goals	0-0-0	0-0-0	0-0-0	0-0-0	0-0-0
9 goals	0-0-0	0-0-0	0-0-0	0-0-0	0-0-0

THE LAST TIME THE SABRES...

The Sabres trailed by two goals and won:
March 26, 1998 at Vancouver (5-2)

The Sabres trailed by three goals and won:
February 14, 1993 vs. Pittsburgh (7-4)

The Sabres trailed by four goals and won:
January 21, 1989 at Boston (6-5 OT)

The Sabres trailed by five goals and won:
February 25, 1983 vs. Boston (7-6)

The Sabres led by two goals and lost:
April 7, 1997 at Hartford (4-2)

The Sabres led by three goals and lost:
December 13, 1991 vs. Hartford (8-4)

The Sabres led by four goals and lost:
March 12, 1987 at Calgary (10-4)

The Sabres led by five goals and lost:
Has never happened

THE LAST TIME THE SABRES...

The Sabres trailed by two goals and tied:
January 27, 1998 vs. St. Louis (3-3)

The Sabres trailed by three goals and tied:
April 11, 1998 at Ottawa (4-4)

The Sabres trailed by four goals and tied:
February 27, 1982 at Minnesota (5-5)

The Sabres trailed by five goals and tied:
Has never happened

The Sabres led by two goals and tied:
January 30, 1998 vs. Phoenix (3-3)

The Sabres led by three goals and tied:
March 13, 1993 at Hartford (3-3)

The Sabres led by four goals and tied:
October 28, 1978 at St. Louis (7-7)

The Sabres led by five goals and tied:
Has never happened



SABRES RECORD BY YEAR

YEAR	PRESEASON			REGULAR SEASON							PLAYOFFS	
	W	L	T	GP	W	L	T	GF	GA	PTS	W	L
1970-71	1	4	4	78	24	39	15	217	291	63	--	--
1971-72	3	1	5	78	16	43	19	203	289	51	--	--
1972-73	4	2	2	78	37	27	14	257	219	88	2	4
1973-74	0	6	2	78	32	34	12	242	250	76	--	--
1974-75	4	4	0	80	49	16	15	354	240	113	10	7
1975-76	3	6	0	80	46	21	13	339	240	105	4	5
1976-77	4	5	1	80	48	24	8	301	220	104	2	4
1977-78	3	3	4	80	44	19	17	288	215	105	3	5
1978-79	5	6	0	80	36	28	16	280	263	88	1	2
1979-80	3	6	2	80	47	17	16	318	201	110	9	5
1980-81	4	5	2	80	39	20	21	327	250	99	4	4
1981-82	2	5	3	80	39	26	15	307	273	93	1	3
1982-83	5	2	4	80	38	29	13	318	285	89	6	4
1983-84	2	8	0	80	48	25	7	315	257	103	0	3
1984-85	5	2	2	80	38	28	14	290	237	90	2	3
1985-86	3	3	2	80	37	37	6	296	291	80	--	--
1986-87	4	5	0	80	28	44	8	280	308	64	--	--
1987-88	7	2	0	80	37	32	11	283	305	85	2	4
1988-89	7	0	1	80	38	35	7	291	299	83	1	4
1989-90	4	3	2	80	45	27	8	286	248	98	2	4
1990-91	2	4	2	80	31	30	19	292	278	81	2	4
1991-92	3	5	1	80	31	37	12	289	299	74	3	4
1992-93	5	4	0	84	38	36	10	335	297	86	4	4
1993-94	1	6	0	84	43	32	9	282	218	95	3	4
1994-95	2	4	1	48	22	19	7	130	119	51	1	4
1995-96	4	4	0	82	33	42	7	247	262	73	--	--
1996-97	3	4	1	82	40	30	12	237	208	92	5	7
1997-98	0	6	2	82	36	29	17	211	187	89	10	5
TOTALS	93	115	43	2214	1040	826	348	7815	7049	2428	77	93

SABRES ALL-TIME HOME AND AWAY RECORDS

YEAR	GP	HOME					AWAY							
		W	L	T	GF	GA	PTS	GP	W	L	T	GF	GA	PTS
1970-71	39	16	13	10	119	123	42	39	8	26	5	98	168	21
1971-72	39	11	19	9	110	127	31	39	5	24	10	93	162	20
1972-73	39	30	6	3	162	80	63	39	7	21	11	95	139	25
1973-74	39	23	10	6	142	99	52	39	9	24	6	100	151	24
1974-75	40	28	6	6	199	113	62	40	21	10	9	155	127	51
1975-76	40	28	7	5	197	106	61	40	18	14	8	142	134	44
1976-77	40	27	8	5	165	101	59	40	21	16	3	136	119	45
1977-78	40	25	7	8	142	86	58	40	19	12	9	146	129	47
1978-79	40	19	13	8	150	130	46	40	17	15	8	130	133	42
1979-80	40	27	5	8	180	95	62	40	20	12	8	138	106	48
1980-81	40	21	7	12	177	111	54	40	18	13	9	150	139	45
1981-82	40	23	8	9	179	128	55	40	16	18	6	128	145	38
1982-83	40	25	7	8	189	124	58	40	13	22	5	129	161	31
1983-84	40	25	9	6	168	119	56	40	23	16	1	147	138	47
1984-85	40	23	10	7	164	116	53	40	15	18	7	126	121	37
1985-86	40	23	16	1	169	147	47	40	14	21	5	127	144	33
1986-87	40	18	18	4	153	144	40	40	10	26	4	127	164	24
1987-88	40	19	14	7	144	138	45	40	18	18	4	139	167	40
1988-89	40	25	12	3	167	141	53	40	13	23	4	124	158	30
1989-90	40	27	11	2	160	121	56	40	18	16	6	126	127	42
1990-91	40	15	13	12	157	129	42	40	16	17	7	135	149	39
1991-92	40	22	13	5	158	133	49	40	9	24	7	131	166	25
1992-93	42	25	15	2	190	145	52	42	13	21	8	145	152	34
1993-94	42	22	17	3	140	107	47	42	21	15	6	142	111	48
1994-95	24	15	8	1	80	58	31	24	7	11	6	50	61	20
1995-96	41	19	17	5	125	111	43	41	14	25	2	122	151	30
1996-97	41	24	11	6	139	107	54	41	16	19	6	98	101	38
1997-98	41	20	13	8	113	82	48	41	16	16	9	98	105	41
TOTALS	1107	625	313	169	4338	3221	1419	1107	415	513	179	3477	3828	1009

RECORD BY DAY OF THE WEEK

Day	1997-98 Season			1996-97 Season		
	No.	Record	Pct.	No.	Record	Pct.
Sunday	10	4-5-1	.450	11	5-5-1	.700
Monday	8	3-3-2	.500	5	3-1-1	.700
Tuesday	8	1-5-2	.250	11	2-5-4	.364
Wednesday	15	9-3-3	.700	13	8-4-1	.654
Thursday	11	6-3-2	.636	10	6-3-1	.650
Friday	16	9-3-4	.688	15	8-5-2	.600
Saturday	14	4-7-3	.393	17	8-7-2	.529

RECORD BY MONTH

Month	1997-98 Season			1996-97 Season		
	No.	Record	Pct.	No.	Record	Pct.
October	13	4-7-2	.385	11	5-6-0	.455
November	11	3-5-3	.409	14	8-5-1	.607
December	15	7-7-1	.500	13	7-4-2	.615
January	11	5-2-4	.636	13	7-4-2	.615
February	7	3-0-4	.714	11	5-1-5	.682
March	15	9-5-1	.633	13	6-6-1	.500
April	10	5-3-2	.600	7	2-4-1	.357

BEST AND WORST SABRE RECORD BY MONTH

Month	Best (Year)	Worst (Year)
October	8-1-1, 17 pts. (1972)	1-7-2, 4 pts. (1986)
November	12-1-3, 27 pts. (1974)	1-7-3, 5 pts. (1971)
December	11-2-0, 22 pts. (1976)	3-8-2, 8 pts. (1970)
January	11-0-2, 24 pts. (1984)	2-7-3, 7 pts. (1972)
February	10-4-0, 20 pts. (1977)	3-2-1, 7 pts. (1995)*
March	9-2-2, 20 pts. (1978)	4-10-1, 9 pts. (1971)
April	10-3-4, 24 pts. (1979)	3-6-3, 9 pts. (1972)
May	6-7-2, 14 pts. (1995)*	2-11-1, 5 pts. (1996)
	5-3-2, 12 pts. (1998)	0-1-0, 0 pts. (1983)
	2-0-0, 4 pts. (1995)*	0-7-0, 0 pts. (1993)
		2-0-0, 4 pts. (1995)*

* - shortened season (48 games)

SABRES FACT

The Sabres played in 16 sets of back-to-back games in 1997-98, posting a 19-7-6 record over the 32 contests (9-4-3 in first games; 10-3-3 in second games). Buffalo's winning percentage in back-to-back outings (.688) was best in the NHL (#2 Dallas .653, 22-11-3).



SABRES RECORD AT THE ALL-STAR BREAK

Season	W-L-T Before All-Star Game	W-L-T After All-Star Game	Final Record
1970-71	10-25-8	14-14-7	24-39-15
1971-72	10-27-11	6-16-8	16-43-19
1972-73	25-17-7	12-10-7	37-27-14
1973-74	22-21-5	10-13-7	32-34-12
1974-75	29-9-7	20-7-8	49-16-15
1975-76	26-13-5	20-8-8	46-21-13
1976-77	28-15-4	20-9-4	48-24-8
1977-78	25-9-11	19-10-6	44-19-17
1978-79	All-Star Game replaced by Challenge Cup Series		
1979-80	33-15-6	14-2-10	47-17-16
1980-81	27-10-17	12-10-4	39-20-21
1981-82	29-17-9	10-9-6	39-26-15
1982-83	25-18-11	13-11-2	38-29-13
1983-84	33-13-6	15-12-1	48-25-7
1984-85	27-15-12	11-13-2	38-28-14
1985-86	24-23-5	13-14-1	37-37-6
1986-87	All-Star Game replaced by Rendez-Vous 87		
1987-88	25-22-9	12-10-2	37-32-11
1988-89	24-24-6	14-11-1	38-35-7
1989-90	25-16-6	20-11-2	45-27-8
1990-91	19-17-10	12-13-9	31-30-19
1991-92	16-21-8	15-16-4	31-37-12
1992-93	27-20-6	11-16-4	38-36-10
1993-94	21-20-5	22-12-4	43-32-9
1994-95	No game played due to shortened season.		
1995-96	18-23-3	15-19-4	33-42-7
1996-97	23-17-5	17-13-7	40-30-12
1997-98	17-20-8	19-9-9	36-29-17

THE SABRES ON NEW YEAR'S EVE

Dec. 31...	OPPONENT	PLACE	RESULT	SCORE
1971	Pittsburgh	Pittsburgh	T	3-3
1972	Chicago	Chicago	L	4-2
1973	Detroit	Detroit	W	6-5
1977	N.Y. Rangers	New York	T	2-2
1978	Boston	Buffalo	L	7-3
1979	Winnipeg	Buffalo	W	6-2
1980	Los Angeles	Buffalo	L	5-2
1981	Minnesota	Buffalo	W	4-2
1982	N.Y. Islanders	Buffalo	W	5-1
1983	N.Y. Rangers	Buffalo	L	3-2
1984	New Jersey	Buffalo	W	6-4
1985	Boston	Buffalo	T (OT)	6-6
1986	Chicago	Buffalo	W	5-2
1987	Boston	Buffalo	L	2-0
1988	Philadelphia	Buffalo	L	3-2
1989	N.Y. Islanders	Buffalo	L	4-2
1990	Philadelphia	Buffalo	W	5-2
1991	St. Louis	Buffalo	W	4-3
1992	N.Y. Rangers	Buffalo	W	11-6
1993	N.Y. Rangers	Buffalo	W	4-1
1995	N.Y. Islanders	Buffalo	L	5-2
1996	New Jersey	Buffalo	W	6-5
1997	Ottawa	Buffalo	W	3-0

The Sabres are 12-8-3 in New Year's Eve games (11-7-1 at home and 1-1-2 on the road).

THE SABRES ON "SUPER BOWL SUNDAY"

DATE	OPPONENT	PLACE	RESULT	SCORE
Jan. 17, 1971	Montreal	Buffalo	T	4-4
Jan. 16, 1972	Montreal	Buffalo	W	4-2
Jan. 14, 1973	Boston	Boston	L	6-0
Jan. 13, 1974	St. Louis	Buffalo	W	1-0
Jan. 12, 1975	Vancouver	Buffalo	W	5-1
Jan. 18, 1976	Minnesota	Buffalo	W	4-1
Jan. 9, 1977	Cleveland	Buffalo	W	7-4
Jan. 20, 1980	Edmonton	Buffalo	T	4-4
Jan. 31, 1988	Winnipeg	Buffalo	T (OT)	4-4
Jan. 22, 1989	Boston	Buffalo	W	6-4
Jan. 28, 1990	Pittsburgh	Buffalo	W	7-2
Jan. 27, 1991	Calgary	Buffalo	L	5-4
Jan. 26, 1992	Winnipeg	Buffalo	W	5-2
Jan. 31, 1993	Edmonton	Buffalo	L (OT)	5-4
Jan. 30, 1994	Florida	Buffalo	L	3-2

The Sabres are 8-4-3 on "Super Bowl Sunday" (8-3-3 at home and 0-1-0 on the road).

The Sabres had a home game scheduled on Super Bowl Sunday of 1979 (Jan. 21) re-scheduled to Feb. 14 (2-1 win over the Islanders).

1998-99 KEY DATES

Month	Date	Event	
October	3	Unsigned draft choices claimed in fourth or subsequent rounds of Entry Draft must be returned to their Junior clubs	
	5	Waiver Draft	
	8	Unsigned draft choices claimed in first three rounds of Entry Draft must be returned to their Junior clubs	
9-10	9	82nd NHL Regular Season begins	
	10	Game ONE Japan - Calgary vs. San Jose, Tokyo, Japan (Note: Dates are Oct. 10-11 in Japan)	
November	1	NHL All-Star Fan Balloting begins	
	16	Hockey Hall of Fame Induction Celebration, Toronto	
December	7-8	Board of Governors Meeting, Phoenix	
	14	NHL All-Star Fan Balloting ends	
19		Roster Freeze in effect...For all players on an NHL roster as of midnight local time Dec. 19, a roster freeze shall apply through midnight local time Dec. 27, with respect to waivers, trades and any other player assignments; provided, that players may be recalled to NHL clubs during this period	
	26	World Junior Hockey Championship (through January 5), Winnipeg, Manitoba	
	January	20-24	NHL FANTasy, Tampa Bay
		23	NHL All-Star Saturday, Ice Palace, Tampa Bay
	24		49th NHL All-Star Game, Ice Palace, Tampa Bay
			Trading Deadline (3 PM ET)
February	TBA	NHL/CHL Top Prospects Game, Toronto	
	18	End of regular season	
March	21	Stanley Cup Playoffs begin (tentative)	
	TBA	Lester Patrick Award Luncheon	
April	18	End of regular season	
	21	Stanley Cup Playoffs begin (tentative)	
May	1	World Championships (through May 17), Norway	
	TBA	Entry Draft Drawing	
June	19	Last possible date to end Stanley Cup (tentative)	
	24	NHL Awards Television Special, Toronto	
	25	Expansion Draft, Boston	
	25	Top Prospect Preview, Boston	
	26	NHL Entry Draft, Boston	
	July	1	Eligible players transferred to free agent list

Note: All-Star Team & Starters will be announced in December



SABRES SEASON OPENERS

OPENER (Score/Opp/Date)

2-1 at Pit. 10-10-70
 2-1 vs. Pit. 10-10-71
 5-3 vs. Atl. 10-8-72
 4-7 at Tor. 10-10-73
 9-5 vs. Bos. 10-10-74
 4-0 vs. Det. 10-9-75
 0-4 at Det. 10-9-76
 3-2 vs. NYI. 10-13-77
 2-2 vs. NYI. 10-12-78
 6-3 vs. Wsh. 10-11-79

HOME

0-3 vs. Mtl. 10-15-70
 2-1 vs. Pit. 10-10-71
 5-3 vs. Atl. 10-8-72
 3-1 vs. Van. 10-14-73
 9-5 vs. Bos. 10-10-74
 4-0 vs. Det. 10-9-75
 3-1 vs. Mtl. 10-10-76
 3-2 vs. NYI. 10-13-76
 2-2 vs. NYI. 10-12-78
 6-3 vs. Wsh. 10-11-79

ROAD

2-1 at Pit. 10-10-70
 1-4 at StL. 10-12-71
 1-1 at Atl. 10-14-72
 4-7 at Tor. 10-10-73
 1-6 at Phi. 10-12-74
 5-3 at StL. 10-18-75
 0-4 at Det. 10-9-76
 5-2 at Tor. 10-15-77
 5-2 at Min. 10-14-78
 5-2 at NYI. 10-13-79

3-4 at Chi. 10-9-80
 5-3 vs. Wsh. 10-7-81
 4-6 vs. Que. 10-6-82
 5-3 vs. Hfd. 10-5-83
 4-3 vs. Mtl. 10-11-84
 4-5 vs. Hfd. 10-10-85
 2-3 at Wpg. 10-9-86
 2-2 vs. Min. 10-8-87
 3-2 vs. Mtl. 10-6-88
 4-3 vs. Que. 10-5-89

3-3 vs. Hfd. 10-12-80
 5-3 vs. Wsh. 10-7-81
 4-6 vs. Que. 10-6-82
 5-3 vs. Hfd. 10-5-83
 4-3 vs. Mtl. 10-11-84
 4-5 vs. Hfd. 10-10-85
 2-4 vs. Cgy. 10-12-86
 2-2 vs. Min. 10-8-87
 3-2 vs. Mtl. 10-6-88
 4-3 vs. Que. 10-5-89

3-4 at Chi. 10-9-80
 0-9 at Mtl. 10-10-81
 4-6 at Que. 10-9-82
 2-9 at Que. 10-8-83
 3-4 at Tor. 10-13-84
 6-2 at Min. 10-12-85
 2-3 at Wpg. 10-9-86
 3-6 at Mtl. 10-10-87
 2-6 at Wsh. 10-8-88
 1-5 at Mtl. 10-7-89

3-3 vs. Mtl. 10-4-90
 4-5 vs. Pit. 10-4-91
 4-5 vs. Que. 10-8-92
 5-3 at Bos. 10-7-93
 2-1 at NYR 1-20-95
 3-1 at Ott. 10-7-95
 3-4 at Edm. 10-4-96
 3-1 at StL. 10-1-97

3-3 vs. Mtl. 10-4-90
 4-5 vs. Pit. 10-4-91
 4-5 vs. Que. 10-8-92
 2-3 vs. Hfd. 10-10-93
 2-1 vs. N.J. 1-25-95
 1-4 vs. Ana. 10-13-95
 1-6 vs. Det. 10-12-96
 2-4 vs. Dal. 10-7-97

5-6 at Mtl. 10-6-90
 1-3 at Wsh. 10-5-91
 5-2 at Hfd. 10-10-92
 5-3 at Bos. 10-7-93
 2-1 at NYR 1-20-95
 3-1 at Ott. 10-7-95
 3-4 at Edm. 10-4-96
 3-1 at StL. 10-1-97

The Sabres are 16-9-3 in opening games (11-4-3 at home and 5-5-0 on the road). The club is 14-10-4 in home openers and 11-16-1 in road openers.

BIGGEST WINS IN SABRES HISTORY

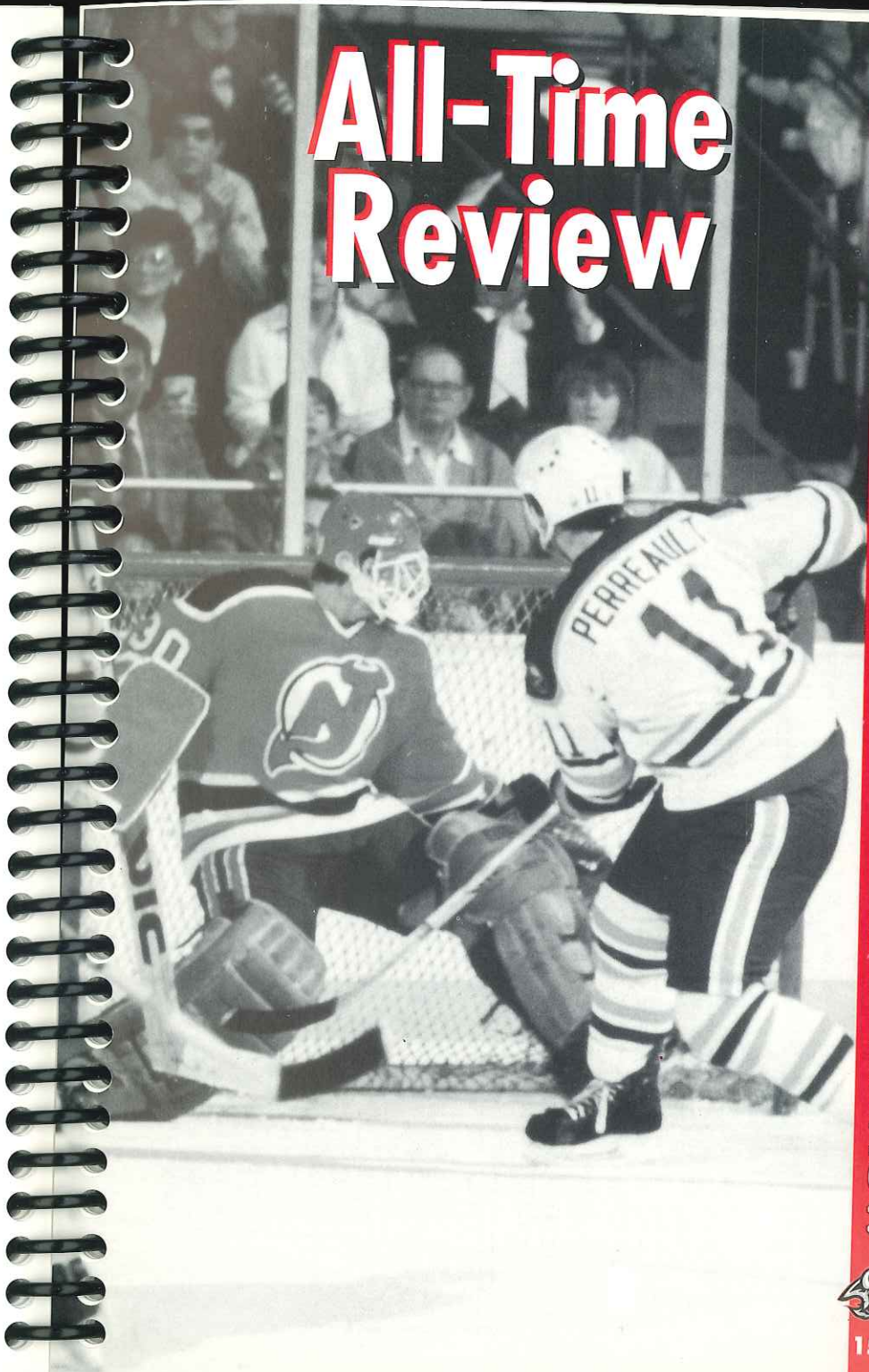
Date	Opponent	Margin	Score
12-21-75	Washington	12 goals	14-2
2-25-78	@ Cleveland	10 goals	13-3
3-19-81	Toronto	10 goals	14-4
2-7-80	Pittsburgh	9 goals	9-0
3-27-80	Detroit	9 goals	10-1
12-7-80	Pittsburgh	9 goals	10-1
11-13-83	Calgary	9 goals	11-2
10-30-92	Ottawa	9 goals	12-3
3-16-75	@ Toronto	8 goals	11-3
10-22-75	N.Y. Rangers	8 goals	9-1
1-27-80	Los Angeles	8 goals	9-1
4-5-80	@ Pittsburgh	8 goals	9-1
3-4-83	Pittsburgh	8 goals	10-2

BIGGEST LOSSES IN SABRES HISTORY

Date	Opponent	Margin	Score
11-7-70	@ Montreal	9 goals	11-2
3-13-71	@ St. Louis	9 goals	9-0
10-10-81	@ Montreal	9 goals	9-0
12-22-87	@ Boston	9 goals	9-0
11-5-88	@ Calgary	9 goals	9-0
12-6-88	@ Hartford	9 goals	9-0
11-18-87	@ Hartford	8 goals	9-1

(Eight games tied at seven)
 Biggest Home Loss: 1-6-77 vs. Montreal (9-2)

All-Time Review



1970-71 REGULAR SEASON SCORES
(24-39-15, 5th place — East Division)

Oct. 10	@ Pittsburgh	2-1	W	Jan. 13	@ Chicago	2-4	L
Oct. 14	@ N.Y. Rangers	4-1	W	Jan. 15	@ St. Louis	2-1	W
Oct. 15	Montreal	0-3	L	Jan. 16	@ Minnesota	4-3	W
Oct. 17	@ St. Louis	1-4	L	Jan. 17	Montreal	4-4	T
Oct. 18	Pittsburgh	1-1	T	Jan. 21	N.Y. Rangers	5-7	T
Oct. 22	@ Philadelphia	2-4	L	Jan. 23	@ St. Louis	1-5	L
Oct. 23	Detroit	4-3	W	Jan. 24	Philadelphia	6-4	W
Oct. 25	Chicago	0-4	L	Jan. 27	@ Los Angeles	3-3	T
Oct. 27	@ Vancouver	2-7	L	Jan. 29	@ California	4-2	W
Oct. 30	@ California	1-6	L	Jan. 31	@ Vancouver	6-1	W
Nov. 1	@ Los Angeles	2-4	L	Feb. 6	Los Angeles	5-2	W
Nov. 5	@ Montreal	1-4	L	Feb. 6	@ Boston	3-4	L
Nov. 7	Philadelphia	2-11	L	Feb. 7	Toronto	3-4	L
Nov. 8	Philadelphia	1-3	L	Feb. 9	@ Detroit	3-6	L
Nov. 13	California	4-2	W	Feb. 10	@ California	1-5	L
Nov. 15	Montreal	2-2	T	Feb. 12	California	3-0	W
Nov. 18	@ Toronto	7-2	W	Feb. 14	Philadelphia	3-2	W
Nov. 21	@ Minnesota	0-3	L	Feb. 17	Chicago	1-5	L
Nov. 25	@ Pittsburgh	4-4	T	Feb. 18	Pittsburgh	6-6	T
Nov. 26	N.Y. Rangers	2-2	T	Feb. 20	@ Detroit	5-6	L
Nov. 29	California	1-2	L	Feb. 21	St. Louis	1-3	L
Dec. 3	Boston	4-4	T	Feb. 23	Boston	3-6	L
Dec. 6	Minnesota	1-0	W	Feb. 25	@ Philadelphia	2-3	L
Dec. 9	@ Chicago	1-6	L	Feb. 27	@ Toronto	0-2	L
Dec. 10	@ Boston	2-8	L	Feb. 28	Minnesota	5-2	W
Dec. 12	@ Detroit	3-5	L	Mar. 3	@ Los Angeles	3-3	T
Dec. 13	Toronto	0-4	L	Mar. 5	Chicago	2-2	T
Dec. 16	@ N.Y. Rangers	0-4	L	Mar. 7	Vancouver	6-3	W
Dec. 17	Los Angeles	4-3	W	Mar. 13	@ St. Louis	0-9	L
Dec. 19	@ Toronto	0-2	L	Mar. 14	@ Minnesota	5-0	W
Dec. 20	Toronto	2-4	L	Mar. 18	St. Louis	5-3	W
Dec. 22	N.Y. Rangers	2-7	L	Mar. 20	@ Montreal	3-3	T
Dec. 26	@ Montreal	4-4	T	Mar. 21	@ Boston	7-5	W
Dec. 27	Detroit	5-2	W	Mar. 23	@ N.Y. Rangers	2-7	L
Jan. 1	Boston	4-9	L	Mar. 26	Vancouver	3-1	W
Jan. 3	Chicago	3-5	L	Mar. 28	Minnesota	4-4	T
Jan. 7	Detroit	7-4	W	Mar. 31	@ Pittsburgh	6-2	W
Jan. 9	@ Detroit	2-3	L	Apr. 1	Pittsburgh	3-3	T
Jan. 10	Los Angeles	2-2	T	Apr. 4	@ Philadelphia	3-3	T

REGULAR SEASON SCORING

NO.	PLAYER	GP	G	A	P	PTS	+/-	PIM	SH	GWG	SHOTS	PCT.	
11	Gil Perreault	78	38	34	72	-39	19	14	0	5	210	18.1	
10	Phil Coyette	60	15	46	61	-45	6	9	0	1	119	12.6	
15	Gerry Meehan	77	24	31	55	-12	8	5	0	1	163	14.7	
22	Don Marshall	62	20	29	49	-13	6	9	0	1	112	17.9	
23	Eddie Shack (LA)	11	2	2	4	-3	8	0	0	0	13	15.4	
(nr)		56	25	17	42	-29	10	0	4	1	192	13.0	
(nr)		67	27	19	46	-32	10	0	5	1	205	13.2	
19	Steve Atkinson	57	20	18	38	+1	12	0	1	2	3	126	15.9
21	Paul Andrus (CA)	9	1	0	1	-6	2	1	0	0	14	7.1	
(nr)		47	11	21	32	-16	4	2	3	0	99	11.1	
(nr)		52	6	1	22	-6	3	0	3	0	113	10.6	
26	Larry Keenan (ST)	9	1	3	4	+3	0	0	0	0	24	4.2	
(nr)		51	7	20	27	-10	6	3	2	0	67	10.4	
(nr)		60	8	23	31	-7	6	3	2	0	91	8.8	
6	Al Hamilton	69	2	28	30	-23	71	0	0	0	98	2.0	
5	Doug Barrie	75	4	23	27	-19	168	0	0	0	128	3.1	
16	Ron Anderson	74	14	12	26	-11	44	0	3	0	139	10.1	
20	Dick Duff (LA)	7	1	0	1	-2	0	0	0	0	4	25.0	
(nr)		63	5	13	20	-16	12	0	0	1	67	10.4	
(nr)		60	8	13	21	-18	12	0	0	1	71	11.3	
17	Floyd Smith	77	6	11	17	-12	46	2	0	0	80	7.5	
9	Reg Fleming	78	6	10	16	-8	159	0	0	0	54	11.1	
13	Cliff Schmitz	26	5	7	12	10	2	0	0	0	44	14.4	
2	Jim Watson	78	2	9	11	-28	147	0	0	0	114	1.8	
12	Skip Krake	74	4	5	9	-21	68	1	0	0	64	6.3	
18	Kevin O'Shea	41	4	4	8	-11	8	1	1	1	33	12.1	
3	Tracy Pratt	76	1	7	8	-179	0	0	0	0	34	2.9	
24	Jean Guy Talbot (ST)	5	0	0	0	-3	6	0	0	0	3	0.0	
(nr)		57	0	7	7	-36	0	0	0	0	41	0.0	
(nr)		62	0	7	7	-42	0	0	0	0	44	0.0	
14	Randy Wyznbz	16	2	2	4	-6	1	0	0	0	22	9.1	
(nr)		10	1	1	2	-2	0	0	0	0	1	0.0	
28	Dave Dryden	10	0	1	1	-	0	0	0	0	0	0.0	
8	Billy Inglis	14	0	1	1	-	4	0	0	0	0	0.0	
30	Joe Daley	38	0	1	1	-	7	0	0	0	0	0.0	
19	Brian Derry	1	0	0	0	-	0	0	0	0	0	0.0	
28	Terry Ball	2	0	0	0	-	0	0	0	0	2	0.0	
21	Jean Guy Lagace	3	0	0	0	-	2	0	0	0	3	0.0	
23	Paul Terbenche	3	0	0	0	-	2	0	0	0	1	0.0	
24	Butch Deadmarsh	10	0	0	0	-	0	0	0	0	0	0.0	
20	Brian McDonald	12	0	0	0	-	0	0	0	0	15	0.0	
4	Mike McMahon	12	0	0	0	-	4	0	0	0	20	0.0	
25	Hap Myers	13	0	0	0	-	6	0	0	0	14	0.0	
1	Roger Crozier	43	0	0	0	-	0	0	0	0	0	0.0	

NO. GOALTENDER GP MIN AVG W L T EN SO GA SA PCT.
 20 Dave Dryden 10 409 3.37 3 3 0 2 1 23 206 889
 1 Roger Crozier 43 2198 3.68 9 20 7 1 1 135 1347 901
 30 Joe Daley 38 2073 3.70 12 16 8 2 1 128 1247 897
TEAM TOTALS 78 4680 3.73 24 39 15 5 3 291 2600 896

1971-72 REGULAR SEASON SCORES
(16-43-19, 6th place — East Division)

Oct. 10	Pittsburgh	2-1	W	Jan. 2	California	4-4	T
Oct. 12	@ St. Louis	1-4	L	Jan. 6	Boston	2-5	L
Oct. 14	@ Boston	2-6	L	Jan. 9	Toronto	1-2	L
Oct. 16	@ Montreal	3-9	L	Jan. 13	@ N.Y. Rangers	2-5	L
Oct. 17	Minnesota	2-2	T	Jan. 15	@ Montreal	2-6	L
Oct. 20	@ Toronto	7-3	W	Jan. 16	Montreal	4-2	W
Oct. 21	Chicago	2-5	L	Jan. 20	Vancouver	1-0	W
Oct. 23	@ Minnesota	1-5	L	Jan. 22	@ Detroit	2-3	L
Oct. 24	St. Louis	2-3	L	Jan. 23	@ Boston	3-3	T
Oct. 27	@ Los Angeles	3-2	W	Jan. 26	@ N.Y. Rangers	1-3	L
Oct. 30	@ Vancouver	4-4	T	Jan. 27	Detroit	1-3	L
Oct. 31	@ California	2-2	T	Jan. 30	Los Angeles	2-2	T
Nov. 4	@ Detroit	4-4	T	Feb. 3	N.Y. Rangers	2-4	L
Nov. 5	Philadelphia	5-2	W	Feb. 5	@ Minnesota	3-3	T
Nov. 7	Detroit	3-3	T	Feb. 6	Boston	8-2	W
Nov. 11	Los Angeles	2-4	L	Feb. 10	@ Detroit	2-4	L
Nov. 13	@ N.Y. Rangers	2-5	L	Feb. 12	Boston	1-5	L
Nov. 14	Montreal	2-2	T	Feb. 13	Philadelphia	4-4	T
Nov. 18	California	5-7	L	Feb. 17	Pittsburgh	0-2	L
Nov. 21	@ Toronto	3-4	L	Feb. 19	Toronto	1-4	L
Nov. 24	@ Los Angeles	3-5	L	Feb. 20	Montreal	0-4	L
Nov. 27	@ Vancouver	2-5	L	Feb. 23	@ Chicago	2-1	W
Nov. 28	@ California	3-5	L	Feb. 24	Chicago	2-3	L
Dec. 1	@ N.Y. Rangers	2-7	L	Feb. 27	California	4-4	T
Dec. 2	Los Angeles	2-0	W	Mar. 1	@ Montreal	1-4	L
Dec. 4	@ St. Louis	1-5	L	Mar. 2	N.Y. Rangers	3-4	L
Dec. 5	Minnesota	3-1	W	Mar. 5	St. Louis	2-6	L
Dec. 9	Chicago	1-3	L	Mar. 5	@ California	3-6	L
Dec. 11	@ Pittsburgh	3-3	T	Mar. 10	Chicago	5-3	W
Dec. 12	Toronto	2-4	L	Mar. 11	@ Los Angeles	3-5	L
Dec. 15	@ Chicago	1-2	L	Mar. 14	@ Minnesota	4-3	W
Dec. 16	@ Philadelphia	0-5	L	Mar. 16	@ Philadelphia	3-3	T
Dec. 18	@ Toronto	1-8	L	Mar. 17	Vancouver	2-6	L
Dec. 19	Vancouver	5-1	W	Mar. 19	@ Chicago	3-3	T
Dec. 23	Boston	4-4	T	Mar. 22	@ Pittsburgh	4-3	W
Dec. 25	@ St. Louis	4-4	T	Mar. 23	Minnesota	4-4	T
Dec. 26	St. Louis	6-3	W	Mar. 26	Pittsburgh	2-2	T
Dec. 29	Detroit	3-7	L	Mar. 30	@ Philadelphia	1-3	L
Dec. 31	@ Pittsburgh	3-3	T	Apr. 2	Philadelphia	3-2	W

REGULAR SEASON SCORING

NO.	PLAYER	GP	G	A	P	PTS	+/-	PIM	SH	GWG	SHOTS	PCT.	
7	Rick Martin	73	44	30	74	-38	36	5	4	2	266	16.5	
11	Gil Perreault	76	28	48	74	-40	11	0	1	1	218	11.9	
15	Gerry Meehan	77	19	27	46	-28	12	4	2	2	164	11.6	
6	Al Hamilton	67	4	30	34	-12	105	0	1	1	91	4.4	
12	Mike Byers (LA)	28	4	5	9	-13	11	0	1	1	48	8.3	
(nr)		46	9	7	16	-20	12	3	0	1	69	13.0	
(nr)		74	13	12	25	-33	23	3	2	2	117	11.1	
23	Eddie Shack	55	11	14	25	-11	34	4	0	0	92	11.9	
8	Jim Lorentz (sm)	12	0	1	1	-8	12	0	0	0	16	0.0	
(nr)		50	0	0	0	-1	0	0	0	0	1	0.0	
(nr)		35	10	14	21	-11	2	2	0	0	85	11.8	
(nr)		52	10	15	25	-20	2	2	0	1	102	9.8	
19	Steve Atkinson	67	14	10	24	-22	26	3	0	0	122	11.5	
24	Chris Evans	61	6	18	24	-20	98	2	0	0	99	6.1	
10	Phil Coyette	72	3	24	24	-14	3	0	0	0	33	9.1	
20	Don Luce	78	11	8	19	-18	38	0	1	1	126	8.7	
9	Darry Lawson	78	10	6	16	-23	15	0	1	0	3	176	5.7
25	Craig Ramsay	57	6	10	16	+5	0	0	2	0	43	14.0	
18	Kevin O'Shea	52	6	9	15	-19	44	0	0	0	1	56	10.7
5	Larry Hillman (LA)	22	1	2	3	-7	11	0	0	0	0	13	7.6
(nr)		43	1	11	12	-21	58	0	0	0	78	13.3	
(nr)		65	2	13	15	-28	69	0	0	0	91	22.2	
3	Mike Robitaille	31	2	10	12	-14	22	1	0	0	62	3.2	
4	Tracy Pratt	27	0	10	10	0	52	0	0	0	31	0.0	
23	Rene Robert	12	6	3	9	-5	2	3	0	2	42	14.2	
2	Jim Watson	66	2	6	8	-33	101	1	0	1	78	2.6	
26	Randy Wyznbz	34	3	4	7	-1	0	0	0	0	36	8.3	
5	Doug Barrie	27	5	7									

1974-75 REGULAR SEASON SCORES
(49-16-15, 1st place - Adams Division)

Oct 10	Boston	9-5	W	Jan 11	@ Detroit	3-3	T
Oct 12	@ Philadelphia	1-6	L	Jan 12	Vancouver	5-1	W
Oct 13	Los Angeles	4-1	W	Jan 15	@ California	4-0	W
Oct 17	California	6-1	W	Jan 17	@ Vancouver	4-2	W
Oct 19	@ Minnesota	2-1	W	Jan 19	Kansas City	5-0	W
Oct 20	Toronto	5-5	T	Jan 23	Detroit	5-1	W
Oct 24	@ Los Angeles	2-7	L	Jan 25	@ Montreal	7-6	W
Oct 26	@ St. Louis	2-0	W	Jan 26	Atlanta	3-4	L
Oct 27	Montreal	3-2	W	Jan 30	N.Y. Rangers	6-3	W
Nov 2	@ Toronto	6-3	W	Feb 1	@ Philadelphia	0-6	L
Nov 3	@ N.Y. Rangers	4-3	W	Feb 2	Kansas City	8-1	W
Nov 5	@ Boston	2-2	T	Feb 4	@ Detroit	6-1	W
Nov 6	Chicago	6-4	W	Feb 6	@ N.Y. Islanders	2-2	T
Nov 9	@ Kansas City	6-1	W	Feb 9	Montreal	4-4	T
Nov 10	Pittsburgh	8-5	W	Feb 12	@ Pittsburgh	3-3	T
Nov 13	@ Montreal	8-6	W	Feb 13	Boston	3-1	W
Nov 14	Minnesota	5-3	W	Feb 16	St. Louis	4-4	T
Nov 16	@ Boston	5-7	L	Feb 18	@ N.Y. Islanders	3-2	W
Nov 17	Atlanta	4-0	W	Feb 20	Philadelphia	6-6	T
Nov 20	Washington	7-3	W	Feb 21	@ Washington	9-4	W
Nov 22	@ Atlanta	4-4	T	Feb 23	Toronto	4-1	W
Nov 24	Montreal	6-4	W	Feb 27	Los Angeles	5-0	W
Nov 27	@ Chicago	3-1	W	Mar 1	@ Detroit	2-3	L
Nov 28	Detroit	5-2	W	Mar 2	N.Y. Islanders	3-3	T
Nov 30	@ Pittsburgh	5-5	T	Mar 5	@ N.Y. Rangers	6-3	W
Dec 3	@ Pittsburgh	6-3	W	Mar 8	@ St. Louis	3-3	T
Dec 3	@ Washington	5-5	W	Mar 9	Pittsburgh	8-4	W
Dec 5	@ Washington	9-2	W	Mar 11	@ Los Angeles	2-2	T
Dec 8	Minnesota	5-0	W	Mar 12	@ California	7-2	W
Dec 12	Vancouver	3-5	L	Mar 14	@ Vancouver	1-5	L
Dec 14	@ Minnesota	2-4	L	Mar 16	@ Toronto	11-3	W
Dec 15	California	5-5	T	Mar 20	N.Y. Rangers	6-3	W
Dec 18	N.Y. Islanders	3-2	W	Mar 22	@ Kansas City	4-2	W
Dec 22	@ Washington	9-4	W	Mar 23	@ California	9-4	W
Dec 26	Chicago	3-1	W	Mar 26	@ Chicago	1-5	L
Dec 27	@ N.Y. Rangers	5-9	L	Mar 28	@ Atlanta	2-3	L
Dec 29	Philadelphia	2-5	L	Mar 30	Toronto	4-5	L
Jan 3	@ California	2-2	T	Apr 1	@ Boston	3-1	W
Jan 5	St. Louis	4-2	W	Apr 3	Boston	4-2	W
Jan 9	Los Angeles	2-5	L	Apr 5	@ Toronto	4-2	W

REGULAR SEASON SCORING

NO.	PLAYER	GP	G	A	P	PTS	+/-	PP	SH	GWGT	SHOTS	PCT.	
14	Rene Robert	74	40	120	+6	72	31	3	3	294	152		
7	Rick Martin	88	39	57	96	+1	12	0	8	2	245	159	
10	Don Luce	80	25	43	95	+5	72	21	0	6	201	173	
9	Rick Dudley	80	33	76	+61	45	1	8	6	0	245	135	
11	Jim Loretz	78	31	39	70	+29	116	4	0	6	226	137	
8	Jim Loretz	72	25	40	70	+18	6	0	6	0	140	179	
10	Craig Ramsay	80	26	38	64	+51	26	1	7	1	200	130	
18	Danny Gane	78	31	62	+40	75	5	2	2	2	274	113	
17	Fred Stanfield (MIN)	40	18	26	+14	12	2	0	1	2	107	75	
(BUJ) 32	12	21	33	+9	4	6	0	2	1	7	156		
(TOT) 72	30	39	59	-5	16	8	3	3	184	109			
4	Jerry Korab	79	12	44	56	+41	184	3	2	1	0	218	55
16	Peter McNab	33	22	41	+13	7	1	0	1	2	90	244	
21	Brian Spencer	73	12	29	+17	7	1	0	1	1	126	95	
22	J. Gouvenot (VAN)	2	0	0	-1	0	0	0	0	0	5	0	
(BUJ) 66	7	25	32	+32	32	4	0	0	1	160	44		
(TOT) 68	7	25	32	+31	32	4	0	0	1	165	42		
24	Bill Hajt	76	3	26	29	+47	68	1	0	0	107	28	
6	Jim Schoenfeld	68	1	19	20	+35	184	0	0	0	148	07	
14	Larry Carrice	80	1	11	12	+12	111	0	0	0	84	12	
9	Norm Gratton	25	3	6	9	+2	2	1	0	0	16	188	
5	Lee Fogolin	50	2	2	4	0	59	2	0	0	14	143	
29	Gary Bromley	50	0	4	4	-2	0	0	0	0	0	0	
12	Larry Mickey	23	2	2	+1	2	0	0	0	0	6	333	
1	Roger Crozier	23	0	2	-2	-8	0	0	0	0	0	0	
3	Mike Robinson	3	0	1	+2	0	0	0	0	0	0	0	
15	Gerry Meahan	3	0	1	-3	-2	0	0	0	0	4	0	
3	Paul McIntosh	6	0	1	+2	5	0	0	0	0	1	0	
31	Bryan McSheehy	3	0	0	+1	0	0	0	0	0	1	0	
30	Rocky Farr	7	0	0	0	-	0	0	0	0	0	0	
30	Gerry Desjardins	7	0	0	0	-	0	0	0	0	0	0	
19	Morris Titanic	17	0	0	0	-4	0	0	0	0	6	0	

NO.	GOALTENDER	GP	MIN	AVG	W	L	T	EN	SO	GA	SA	PCT.
1	Roger Crozier	23	1260	2.62	17	2	1	0	3	55	573	.904
30	Gerry Desjardins	9	540	2.78	6	2	1	0	0	25	264	.905
29	Gary Bromley	50	2787	3.09	26	11	2	4	14	113	373	
30	Rocky Farr	7	213	3.94	0	1	2	0	0	114	377	
TEAM TOTALS		80	4800	3.00	49	16	15	2	7	240	2084	.885

1975-76 REGULAR SEASON SCORES
(46-21-13, 2nd place - Adams Division)

Oct 9	Detroit	4-0	W	Jan 13	@ St. Louis	3-7	L
Oct 12	Toronto	8-3	W	Jan 15	Washington	5-3	W
Oct 16	Chicago	7-1	W	Jan 17	@ Pittsburgh	2-3	L
Oct 18	@ St. Louis	5-3	W	Jan 18	Minnesota	4-1	W
Oct 19	Washington	5-4	W	Jan 22	@ Boston	3-5	L
Oct 22	N.Y. Rangers	9-1	W	Jan 23	Atlanta	3-3	T
Oct 25	@ Detroit	5-3	W	Jan 25	@ St. Louis	4-2	W
Oct 26	California	3-2	W	Jan 28	@ N.Y. Rangers	3-3	T
Oct 29	@ Toronto	2-3	L	Jan 29	@ Philadelphia	1-1	T
Oct 30	@ Vancouver	4-4	T	Feb 1	@ California	1-2	L
Nov 2	Pittsburgh	7-2	W	Feb 3	@ Vancouver	9-5	W
Nov 3	@ Montreal	2-3	L	Feb 4	@ Los Angeles	4-3	W
Nov 5	Boston	4-0	W	Feb 7	@ Minnesota	4-3	W
Nov 9	Montreal	5-1	W	Feb 8	California	5-5	T
Nov 12	@ Philadelphia	1-3	L	Feb 11	Detroit	4-2	W
Nov 15	@ Pittsburgh	8-6	W	Feb 13	@ Atlanta	3-2	W
Nov 16	California	4-1	W	Feb 15	@ N.Y. Islanders	1-3	L
Nov 18	@ N.Y. Islanders	3-1	W	Feb 18	@ Chicago	4-4	T
Nov 20	Detroit	7-2	W	Feb 19	Atlanta	3-1	W
Nov 23	Kansas City	6-2	W	Feb 21	@ Toronto	4-6	L
Nov 25	@ Vancouver	0-4	L	Feb 22	Montreal	2-4	L
Nov 28	@ California	4-2	W	Feb 26	Toronto	5-2	W
Nov 29	@ Los Angeles	3-8	L	Feb 28	@ Kansas City	4-4	T
Dec 3	@ Washington	4-4	T	Feb 29	Los Angeles	5-1	W
Dec 4	N.Y. Rangers	6-6	T	Mar 4	Chicago	6-3	W
Dec 6	@ N.Y. Islanders	4-2	W	Mar 6	@ Montreal	2-3	L
Dec 7	N.Y. Islanders	0-3	L	Mar 7	St. Louis	4-4	T
Dec 10	@ N.Y. Rangers	2-2	T	Mar 10	@ Pittsburgh	7-6	W
Dec 14	Atlanta	4-7	L	Mar 11	@ Philadelphia	1-6	L
Dec 17	@ Detroit	1-3	L	Mar 14	@ Minnesota	8-2	W
Dec 18	Minnesota	5-2	W	Mar 16	@ Los Angeles	4-2	W
Dec 20	@ Boston	3-5	L	Mar 17	@ California	5-3	W
Dec 21	Washington	14-2	W	Mar 21	Kansas City	3-1	W
Dec 23	@ Kansas City	9-4	W	Mar 23	N.Y. Rangers	7-3	W
Dec 26	Boston	3-6	L	Mar 26	@ Washington	4-1	W
Dec 28	@ Chicago	2-2	T	Mar 27	@ Toronto	4-2	W
Jan 1	Los Angeles	6-9	L	Mar 30	@ Boston	4-4	T
Jan 5	@ Montreal	4-2	W	Apr 1	Boston	7-2	W
Jan 8	Vancouver	8-5	W	Apr 3	@ Philadelphia	2-5	L
Jan 11	Pittsburgh	6-0	W	Apr 4	Toronto	5-2	W

REGULAR SEASON SCORING

NO.	PLAYER	GP	G	A	P	PTS	+/-	PP	SH	GWGT	SHOTS	PCT.	
11	Gil Perreault	80	44	99	113	+7	36	14	0	4	237	186	
14	Rene Robert	72	35	52	87	+17	53	11	0	4	273	128	
7	Rick Martin	80	49	37	86	+23	67	18	0	7	327	150	
18	Danny Gane	79	50	23	73	+32	129	8	1	0	4	303	165
10	Craig Ramsay	80	22	49	71	+41	34	1	1	0	0	104	64
20	Don Luce	72	21	49	70	+37	42	2	2	2	2	214	98
16	Peter McNab	79	24	32	56	+18	16	3	0	3	0	125	192
22	Jocelyn Gouvenot	80	12	40	52	+47	57	6	0	3	0	229	52
17	Fred Stanfield	80	18	30	48	+5	4	2	1	3	0	102	161
8	Jim Loretz	75	17	24	41	+3	12	2	1	0	4	116	147
4	Jerry Korab	65	13	28	41	+18	85	3	0	1	1	146	89
21	Brian Spencer	77	13	26	39	+14	70	0	0	1	1	84	155
9	Jacques Richard	73	12	23	35	+4	31	3	0	5	0	101	115
24	Bill Hajt	80	6	21	27	+39	48	0	0	0	0	117	51
6	Jim Schoenfeld	56	2	22	24	+40	114	0	0	0	0	112	18
5	Lee Fogolin	58	0	9	9	+15	61	0	0	0	0	61	0
12	Gary McAdam	31	1	2	3	0	2	0	0	0	0	12	83
1	Roger Crozier	11	0	1	1	-	0	0	0	0	0	0	0
3	Paul McIntosh	41	0	1	1	-5	61	0	0	0	0	0	0
30	Gerry Desjardins	55	0	1	1	-	2	0	0	0	0	0	0
29	Gary Bromley	1	0	0	0	-	0	0	0	0	0	0	0
25	Terry Martin	1	0	0	0	-	0	0	0	0	0	0	0
19	Morris Titanic	2	0	0	0	-	0	0	0	0	0	0	0
23	Ken Breitenbach	7	0	0	0	+1	6	0	0	0	0	0	0
31	Al Smith	14	0	0	0	-	0	0	0	0	0	0	0

NO.	GOALTENDER	GP	MIN	AVG	W	L	T	EN	SO	GA	SA	PCT.
1	Roger Crozier	11	620	2.61	8	2	0	0	1	27	241	.888
30	Gerry Desjardins	55	3280	2.95	29	15	1	1	2	161	1461	.890
31	Al Smith	14	840	3.07	9	3	2	1	0	43	360	.881
29	Gary Bromley	1	60	7.00	1	0	0	0	0	0	34	.794
TEAM TOTALS		80	4800	3.00	46	21	13	2	3	240	2096	.885

1976-77 REGULAR SEASON SCORES
(48-24-8, 2nd place - Adams Division)

1978-79 REGULAR SEASON SCORES
(36-28-16, 2nd place - Adams Division)

Oct. 12	N.Y. Islanders	2-2	T	Jan. 11	Washington	6-2	W
Oct. 14	@ Minnesota	5-2	W	Jan. 13	@ Montreal	2-5	L
Oct. 15	Detroit	2-3	L	Jan. 14	Pittsburgh	4-5	L
Oct. 18	@ Toronto	0-2	L	Jan. 18	@ Philadelphia	4-4	T
Oct. 19	Toronto	1-0	W	Jan. 20	@ Boston	2-1	W
Oct. 22	@ Vancouver	2-3	L	Jan. 25	N.Y. Rangers	4-5	L
Oct. 26	@ Los Angeles	0-6	L	Jan. 27	@ Detroit	6-3	W
Oct. 28	@ St. Louis	7-7	T	Jan. 28	Minnesota	1-3	L
Nov. 2	@ Philadelphia	3-3	T	Jan. 31	Atlanta	2-5	L
Nov. 4	@ Minnesota	1-2	L	Feb. 3	@ Minnesota	2-1	W
Nov. 5	Minnesota	2-1	W	Feb. 4	St. Louis	3-1	W
Nov. 9	Pittsburgh	4-4	T	Feb. 14	N.Y. Islanders	2-1	W
Nov. 11	@ Washington	2-0	W	Feb. 15	N.Y. Rangers	4-3	W
Nov. 12	Boston	4-4	T	Feb. 17	@ Pittsburgh	3-6	L
Nov. 15	@ Toronto	2-2	T	Feb. 18	Montreal	2-5	L
Nov. 16	St. Louis	6-2	W	Feb. 21	@ Chicago	2-3	L
Nov. 18	@ Detroit	3-1	W	Feb. 22	Chicago	2-4	L
Nov. 19	Minnesota	9-2	W	Feb. 24	@ Washington	6-4	W
Nov. 22	Philadelphia	2-3	L	Feb. 26	Toronto	3-1	W
Nov. 23	@ Boston	2-5	L	Mar. 1	Minnesota	5-5	T
Nov. 26	Colorado	4-1	W	Mar. 3	N.Y. Rangers	2-2	T
Nov. 30	Boston	3-4	L	Mar. 4	Philadelphia	1-6	L
Dec. 2	@ Montreal	1-8	L	Mar. 6	@ N.Y. Islanders	3-2	W
Dec. 3	Montreal	1-4	L	Mar. 8	N.Y. Rangers	6-4	W
Dec. 9	@ Pittsburgh	4-4	T	Mar. 10	Atlanta	5-5	T
Dec. 10	Toronto	5-3	W	Mar. 11	Atlanta	9-4	W
Dec. 13	@ Chicago	6-2	W	Mar. 14	@ Toronto	4-1	W
Dec. 14	Chicago	3-2	W	Mar. 17	@ Philadelphia	3-5	L
Dec. 16	@ Minnesota	5-2	W	Mar. 18	Washington	3-3	T
Dec. 17	Vancouver	6-3	W	Mar. 21	@ Colorado	3-2	W
Dec. 20	@ N.Y. Rangers	3-6	L	Mar. 23	@ Vancouver	4-3	W
Dec. 21	Atlanta	5-4	W	Mar. 24	@ Los Angeles	3-2	W
Dec. 23	@ Boston	4-6	L	Mar. 26	@ St. Louis	4-2	W
Dec. 27	@ Colorado	5-2	W	Mar. 28	Boston	9-2	W
Dec. 28	@ Vancouver	3-7	L	Mar. 31	@ N.Y. Islanders	0-2	L
Dec. 31	Boston	3-7	L	Apr. 1	Toronto	3-6	L
Jan. 4	Chicago	3-3	T	Apr. 5	@ Boston	9-3	W
Jan. 7	Detroit	4-3	W	Apr. 7	@ Toronto	2-6	L
Jan. 9	@ Atlanta	3-5	L	Apr. 8	Colorado	5-5	T

* - Re-scheduled from January 21

REGULAR SEASON SCORING

NO.	PLAYER	GP	G	A	PTS	+/-	PIM	PP	SH	GWGT	SHOTS	PCT.	
11	Gil Perreault	79	27	38	85	+12	20	6	4	0	172	15.7	
18	Danny Gare	71	27	40	67	+18	90	7	0	3	260	10.4	
14	Rene Robert	68	22	40	62	+12	46	1	0	6	206	10.7	
20	Don Luce	79	26	35	61	+20	14	6	2	7	219	12.4	
10	Craig Ramsay	80	26	31	57	+21	10	4	3	3	113	23.0	
7	Rick Martin	73	22	31	57	+35	35	8	0	3	250	12.8	
4	Jerry Korab	78	22	41	51	+10	101	8	1	0	2	204	5.4
16	Ric-Selling	78	20	22	42	+15	26	2	0	4	136	14.7	
12	Andre Savard	65	18	22	40	+2	2	2	2	1	97	18.6	
19	Derek Smith	43	14	12	26	+5	8	0	1	0	2	85	16.5
9	Joques Richard	61	10	15	25	+8	26	0	1	1	185	11.8	
6	Jim Schoenfeld	46	8	14	22	+2	10	0	1	0	67	11.9	
5	Lee Fogolin	74	3	19	22	+4	103	0	0	0	70	4.3	
21	Dave Schultz (PIT)	47	4	9	13	+0	157	0	0	1	50	8.0	
(BUF)		28	2	3	5	+12	86	0	0	1	16	12.5	
(TOT)		75	6	12	18	+12	243	0	0	2	66	9.1	
3	Bill Stewart	68	1	17	18	+10	0	0	0	0	87	1.1	
25	Terry Martin	64	6	8	14	+17	33	1	0	0	38	15.8	
15	Gary McAdam	40	6	5	11	+6	13	1	0	1	0	39	15.4
17	Rick Dudley	24	5	6	11	+11	2	0	0	1	0	36	13.9
22	Jocelyn Guenement	34	3	8	11	+12	8	0	0	0	0	33	5.7
24	Bill Hajt	40	3	8	11	+4	20	1	1	0	51	5.9	
23	Ken Breitenbach	30	1	8	9	+5	25	0	0	0	0	41	2.4
15	Mike Boland	22	1	2	3	+6	29	0	0	0	1	17	5.9
29	Richie Dunn	24	0	3	3	+2	14	0	0	0	0	18	0
27	Larry Playfair	26	0	3	3	+1	60	0	0	0	0	12	0
1	Don Edwards	54	0	2	2	+1	8	0	0	0	0	0	0
30	Randy Ireland	2	0	0	0	+0	0	0	0	0	0	0	0
28	Bob Sauve	29	0	0	0	+2	0	0	0	0	0	0	0

NO.	GOALTENDER	GP	MIN	AVG	W	L	T	EN	SO	GA	SA	PCT.
1	Don Edwards	54	3160	3.02	26	18	9	1	2	159	1568	89.9
28	Bob Sauve	29	1610	3.73	10	7	0	0	0	100	877	87.7
30	Randy Ireland	2	20	6.00	0	0	0	0	0	3	17	82.4
TEAM TOTALS		80	4800	3.29	36	28	16	1	2	263	2395	89.0

1979-80 REGULAR SEASON SCORES
(47-17-16, 1st place - Adams Division)

Oct. 11	Washington	6-3	W	Jan. 9	N.Y. Islanders	3-2	W
Oct. 13	@ N.Y. Islanders	5-2	W	Jan. 11	@ Colorado	4-3	W
Oct. 14	Minnesota	4-5	L	Jan. 13	@ Edmonton	5-6	L
Oct. 17	Hartford	3-1	W	Jan. 16	@ Los Angeles	4-2	W
Oct. 20	@ St. Louis	2-3	L	Jan. 18	@ Vancouver	2-2	T
Oct. 21	Vancouver	3-3	T	Jan. 20	Edmonton	4-4	T
Oct. 24	Pittsburgh	7-3	W	Jan. 21	@ Atlanta	3-3	T
Oct. 25	@ Detroit	0-4	L	Jan. 24	@ Boston	3-4	L
Oct. 27	@ Quebec	3-0	W	Jan. 26	@ Montreal	7-2	W
Oct. 28	Colorado	4-2	W	Jan. 27	Los Angeles	9-1	W
Oct. 31	@ Chicago	0-0	T	Jan. 31	N.Y. Rangers	6-2	W
Nov. 3	@ Toronto	4-3	W	Feb. 2	@ N.Y. Islanders	2-3	L
Nov. 4	@ Philadelphia	1-3	L	Feb. 3	Vancouver	3-0	W
Nov. 8	Chicago	3-3	T	Feb. 7	Pittsburgh	9-0	W
Nov. 10	@ Washington	5-3	W	Feb. 9	@ St. Louis	2-3	L
Nov. 11	Colorado	3-5	L	Feb. 11	St. Louis	4-2	W
Nov. 15	Atlanta	5-1	W	Feb. 14	Boston	3-3	T
Nov. 17	@ Minnesota	4-2	W	Feb. 16	@ Detroit	4-3	W
Nov. 18	Edmonton	9-7	W	Feb. 17	Montreal	2-2	T
Nov. 21	@ Hartford	3-5	L	Feb. 19	@ Quebec	3-1	W
Nov. 24	@ Washington	6-1	W	Feb. 20	Winnipeg	4-3	W
Nov. 25	Minnesota	6-2	W	Feb. 24	@ Chicago	1-3	L
Nov. 27	@ Boston	5-2	W	Feb. 27	Philadelphia	1-1	T
Nov. 29	N.Y. Rangers	2-1	W	Feb. 29	@ Edmonton	4-2	W
Dec. 2	Washington	2-0	W	Mar. 2	@ Minnesota	2-2	T
Dec. 5	Atlanta	6-1	W	Mar. 5	@ N.Y. Rangers	2-4	L
Dec. 7	@ Colorado	5-3	W	Mar. 6	Hartford	4-3	W
Dec. 10	Detroit	4-0	W	Mar. 9	St. Louis	9-4	W
Dec. 13	Chicago	5-2	W	Mar. 12	@ Winnipeg	3-3	T
Dec. 15	@ Philadelphia	2-3	L	Mar. 15	@ Los Angeles	2-2	T
Dec. 16	Boston	1-5	L	Mar. 19	@ Vancouver	3-3	T
Dec. 19	@ Winnipeg	3-2	W	Mar. 22	@ Toronto	5-1	W
Dec. 20	N.Y. Islanders	5-5	W	Mar. 23	N.Y. Islanders	1-1	T
Dec. 22	@ Hartford	4-2	W	Mar. 25	@ N.Y. Rangers	3-3	T
Dec. 23	Quebec	1-3	L	Mar. 27	Detroit	10-1	W
Dec. 27	Toronto	5-3	W	Mar. 30	Montreal	1-1	T
Dec. 29	@ Montreal	3-6	L	Apr. 1	@ Atlanta	5-2	W
Dec. 31	Washington	6-2	W	Apr. 3	Quebec	8-3	W
Jan. 5	@ Pittsburgh	5-4	W	Apr. 5	@ Pittsburgh	9-1	W
Jan. 6	Philadelphia	2-4	L	Apr. 6	Toronto	7-3	W

REGULAR SEASON SCORING

NO.	PLAYER	GP	G	A	PTS	+/-	PIM	PP	SH	GWGT	SHOTS	PCT.	
11	Gil Perreault	80	40	66	106	+32	57	10	0	5	180	22.2	
18	Danny Gare	76	33	89	+49	90	17	0	11	3	270	20.7	
7	Rick Martin	80	45	34	79	+18	51	8	0	3	257	17.5	
19	Derek Smith	79	24	39	63	+33	16	8	0	0	137	17.5	
16	Ric-Selling	80	25	30	60	+30	51	5	1	2	155	16.1	
10	Craig Ramsay	80	21	39	60	+15	8	0	4	1	103	20.4	
8	Tony McKegney	80	23	29	52	+40	24	1	0	6	140	16.4	
5	John Van Bommere	80	11	40	51	+40	55	4	0	1	2	198	5.5
20	Don Luce	80	14	29	43	+22	30	0	0	2	137	10.2	
3	Richie Dunn	80	7	31	38	+25	59	4	0	2	147	4.8	
6	Jim Schoenfeld	79	27	26	60	+72	4	0	1	2	114	7.9	
9	Rick Dudley	66	11	22	33	+11	58	0	0	2	109	10.1	
22	Lindy Ruff	65	5	14	19	+2	38	1	0	0	67	6.5	
17	John Gould	52	9	18	+9	11	0	0	2	0	72	12.5	
24	Bill Hajt	75	4	12	16	+36	24	0	1	0	63	6.3	
12	Andre Savard	33	3	10	13	+4	16	0	0	0	2	36	8.3
27	Larry Playfair	79	2	10	12	+13	145	0	0	0	32	6.3	
4	Jerry Korab	43	1	10	11	+0	74	0	0	1	0	55	1.8
25	Bob Moungrain	34	4	6	10	+6	4	0	0	1	0	33	12.1
15	Rob McClanahan	13	2	5	7	+8	0	0	0	0	1	13	15.4
23	Mike Ramsey	13	1	6	7	+9	6	0	0	1	0	17	5.9
28	Bob Sauve	32	0	4	4	+1	1	0	0	0	0	17	5.9
21	Dave Schultz	13	1	0	1	+0	28	0	0	0	0	1	100.0
1	Don Edwards	49	0	1	1	+1	8	0	0	0	0	0	0

NO.	GOALTENDER	GP	MIN	AVG	W	L	T	EN	SO	GA	SA	PCT.
28	Bob Sauve	32	1880	2.86	20	8	4	1	4	74	740	90.0
1	Don Edwards	49	2900	2.57	27	9	12	1	2	125	1177	89.3
TEAM TOTALS		80	4800	2.51	47	17	16	2	6	201	1917	89.5

1980-81 REGULAR SEASON SCORES
(39-20-21, 1st place - Adams Division)

Oct. 9	@ Chicago	3-4	L	Jan. 11	Los Angeles	4-4	T
Oct. 12	Hartford	3-3	T	Jan. 14	Minnesota	1-1	T
Oct. 15	Edmonton	2-0	W	Jan. 16	Edmonton	5-5	T
Oct. 18	@ Pittsburgh	4-2	W	Jan. 18	N.Y. Rangers	4-0	W
Oct. 19	Toronto	2-4	L	Jan. 19	@ Boston	1-5	L
Oct. 22	Winnipeg	7-4	W	Jan. 21	@ Quebec	6-5	W
Oct. 25	@ Montreal	5-2</					

1982-83 REGULAR SEASON SCORES
(38-29-13, 3rd place - Adams Division)

Oct. 6	Quebec	4-6	L	Jan. 7	Vancouver	5-5	T
Oct. 9	@ Quebec	4-6	T	Jan. 12	Los Angeles	7-2	W
Oct. 10	Hartford	4-4	T	Jan. 14	Washington	3-2	W
Oct. 14	@ Philadelphia	2-4	L	Jan. 14	Washington	3-2	W
Oct. 16	@ Washington	9-2	W	Jan. 20	@ Washington	4-2	W
Oct. 17	Edmonton	6-4	W	Jan. 25	@ Boston	0-4	L
Oct. 20	@ Chicago	0-4	L	Jan. 22	@ Montreal	1-4	L
Oct. 23	@ Detroit	2-6	L	Jan. 23	Winnipeg	5-2	W
Oct. 24	St. Louis	6-2	W	Jan. 26	Montreal	7-3	W
Oct. 26	@ Montreal	7-7	T	Jan. 28	Chicago	6-2	W
Oct. 30	@ Toronto	3-3	T	Jan. 29	@ Toronto	3-5	L
Oct. 31	Montreal	3-1	W	Feb. 2	Minnesota	2-2	T
Nov. 3	Boston	2-3	L	Feb. 5	@ Quebec	0-0	T
Nov. 6	@ Hartford	5-2	W	Feb. 6	Boston	1-5	L
Nov. 7	Vancouver	3-1	W	Feb. 10	@ Los Angeles	2-7	L
Nov. 10	Philadelphia	7-2	W	Feb. 12	@ Calgary	2-4	L
Nov. 13	@ Boston	2-3	L	Feb. 14	@ St. Louis	4-6	L
Nov. 14	Pittsburgh	6-6	T	Feb. 16	Boston	3-1	W
Nov. 17	@ Winnipeg	7-2	W	Feb. 18	Calgary	5-1	W
Nov. 18	@ Minnesota	1-2	L	Feb. 20	Edmonton	4-5	L
Nov. 20	@ Los Angeles	5-2	W	Feb. 21	@ New Jersey	4-4	T
Nov. 24	@ Hartford	4-2	W	Feb. 23	Philadelphia	4-2	W
Nov. 26	St. Louis	8-6	W	Feb. 25	Boston	7-6	W
Nov. 28	N.Y. Rangers	7-3	W	Feb. 27	New Jersey	6-2	W
Dec. 1	Montreal	2-2	T	Mar. 1	@ Hartford	6-5	W
Dec. 1	@ Quebec	2-3	L	Mar. 3	@ Boston	3-2	W
Dec. 5	Chicago	3-3	T	Mar. 4	@ Detroit	10-2	W
Dec. 8	@ Pittsburgh	2-4	L	Mar. 6	Detroit	6-4	W
Dec. 11	@ Montreal	2-3	L	Mar. 8	@ Minnesota	1-5	L
Dec. 12	Hartford	1-3	L	Mar. 9	@ Winnipeg	0-6	L
Dec. 14	@ N.Y. Islanders	5-3	W	Mar. 12	@ Vancouver	3-8	L
Dec. 16	@ Boston	1-8	L	Mar. 13	@ Edmonton	2-6	L
Dec. 18	@ Quebec	5-4	W	Mar. 16	Calgary	5-3	W
Dec. 19	Quebec	3-1	W	Mar. 19	@ Montreal	6-4	W
Dec. 22	@ N.Y. Rangers	3-1	W	Mar. 20	Hartford	4-7	L
Dec. 26	Detroit	2-2	T	Mar. 23	Hartford	8-3	W
Dec. 31	N.Y. Islanders	5-1	W	Mar. 27	Quebec	6-6	T
Jan. 2	Hartford	4-4	T	Mar. 29	@ Hartford	4-5	L
Jan. 4	@ N.Y. Islanders	2-5	L	Mar. 31	@ New Jersey	8-5	W
Jan. 5	@ N.Y. Rangers	3-3	T	Apr. 3	Toronto	3-4	L

REGULAR SEASON SCORING

NO.	PLAYER	GP	G	A	PTS	+/-	PP	SHG	WG	SHOTS	PCT.		
11	Gil Perreault	77	30	46	76	-10	34	8	2	5	0	192	15.6
8	Tony McKegney	78	36	37	73	+2	18	10	0	2	1	180	20.0
6	Phil Housley	77	19	47	46	-4	39	11	0	2	2	183	10.4
7	Dale McCourt	62	20	32	42	-12	10	3	1	3	1	117	17.1
17	Mike Polignio	66	22	25	47	+9	135	4	0	4	2	130	16.9
9	Gilles Hamel	66	22	20	42	+4	26	2	0	1	1	120	18.3
16	Ric Scelling	75	19	22	41	+2	41	2	0	2	0	127	15.0
12	Andre Szwed	68	16	25	41	+11	28	3	2	2	0	122	13.1
5	Mike Ramsey	77	8	30	38	+20	35	1	1	0	1	116	6.9
29	Dave Andrychuk	43	14	23	37	+6	16	3	0	1	0	66	21.2
3	Hannu Virta	74	13	24	37	+7	18	2	1	2	0	169	7.7
20	Brent Peterson	75	13	24	37	+10	38	1	1	0	1	98	13.3
22	Lindy Ruff	60	12	17	29	+15	130	2	0	1	1	110	10.9
10	Craig Ramsay	64	11	18	29	+14	7	0	3	1	2	87	12.6
18	Paul Cyr	36	15	22	37	+6	39	5	0	2	1	65	23.1
4	John Van Bommel	65	6	21	27	+7	33	1	0	1	0	144	4.2
19	Sean McKenna	46	6	14	24	+4	4	1	0	1	0	69	14.5
26	Steve Patrick	56	9	13	22	+4	26	0	0	1	0	63	14.3
25	Mal Davis	24	8	12	20	+2	6	0	3	0	3	20	25.0
14	Mike Moller	49	6	12	18	+2	14	1	0	3	0	43	14.0
27	Larry Playfair	79	4	13	17	+5	180	0	0	0	0	75	5.3
24	Bill Hajt	72	3	12	15	+6	26	0	0	1	0	52	5.8
31	Dave Fenoyes	24	0	8	8	-10	14	0	0	0	0	20	0.0
21	J.E. Sauve	9	0	4	4	0	9	0	0	0	0	15	0.0
15	Genevieve Robertson	5	1	2	3	-1	7	0	0	0	0	10	10.0
32	Gary McAdam	4	1	1	1	-4	0	0	0	0	0	3	33.3
28	Bob Sauve	5	0	1	1	-	8	0	0	0	0	1	0.0
23	Kai Sukkanen	1	0	0	0	+1	0	0	0	0	0	1	0.0
23	Ron Fischer	3	0	0	0	+1	0	0	0	0	0	1	0.0
25	Joe Gillis	3	0	0	0	-6	0	0	0	0	0	3	0.0
33	Phil Myre	5	0	0	0	-	2	0	0	0	0	0	0.0
1	Jacques Cloutier	75	0	0	0	-	0	0	0	0	0	0	0.0

NO. GOALTENDER

GP	MIN	AVG	W	L	T	EN	SO	GA	SA	PCT.	
1	Bob Sauve	54	3110	345	25	7	3	1	179	1393	87.1
2	Jacques Cloutier	25	1300	350	10	7	6	0	81	572	85.8
33	Phil Myre	5	300	420	3	2	0	1	21	152	86.1
TEAM TOTALS	80	4800	356	29	13	4	1	285	2117	86.5	

1983-84 REGULAR SEASON SCORES
(48-25-7, 2nd place - Adams Division)

Oct. 5	Hartford	5-3	W	Jan. 7	@ Washington	4-2	W
Oct. 8	@ Quebec	2-9	L	Jan. 8	Montreal	4-3	W
Oct. 9	Washington	5-2	W	Jan. 11	Philadelphia	6-2	W
Oct. 12	@ Toronto	4-4	T	Jan. 13	Edmonton	3-1	W
Oct. 15	@ Boston	3-5	L	Jan. 14	@ Detroit	5-1	W
Oct. 16	N.Y. Islanders	2-3	L	Jan. 17	@ Vancouver	3-1	W
Oct. 18	@ Pittsburgh	3-1	W	Jan. 18	@ Los Angeles	4-0	W
Oct. 22	@ Hartford	5-2	W	Jan. 21	@ St. Louis	2-1	W
Oct. 23	Winnipeg	5-2	W	Jan. 23	@ Boston	5-2	W
Oct. 26	@ Detroit	5-6	L	Jan. 25	Washington	2-3	T
Oct. 28	Los Angeles	5-6	L	Jan. 27	Detroit	7-3	W
Oct. 30	Montreal	5-4	T	Jan. 29	Pittsburgh	3-2	T
Nov. 2	N.Y. Rangers	3-3	T	Feb. 2	@ Boston	3-5	L
Nov. 5	@ N.Y. Islanders	0-4	L	Feb. 3	Minnesota	1-4	L
Nov. 6	Quebec	1-7	L	Feb. 5	Quebec	1-2	L
Nov. 9	Boston	3-1	W	Feb. 9	@ Pittsburgh	6-5*	W
Nov. 11	Toronto	3-1	W	Feb. 11	@ Montreal	4-3	W
Nov. 13	Calgary	11-2	W	Feb. 15	New Jersey	8-5	W
Nov. 16	@ Winnipeg	6-5*	W	Feb. 15	Boston	7-4	W
Nov. 18	@ Edmonton	0-7	L	Feb. 17	Minnesota	5-4	W
Nov. 19	@ Calgary	5-2	W	Feb. 19	Hartford	5-2	W
Nov. 23	@ N.Y. Rangers	5-2	W	Feb. 21	@ Philadelphia	5-4	W
Nov. 25	Chicago	5-2	W	Feb. 23	@ Hartford	1-5	L
Nov. 26	@ Quebec	2-3	L	Feb. 25	@ Minnesota	2-3	L
Nov. 29	@ Montreal	5-2	W	Feb. 27	Boston	1-3	L
Dec. 2	St. Louis	7-6	W	Feb. 29	@ Chicago	3-4	L
Dec. 4	Montreal	6-2	W	Mar. 3	@ Quebec	2-4	L
Dec. 5	@ St. Louis	3-6	L	Mar. 4	Quebec	1-1	T
Dec. 6	@ Chicago	2-4	L	Mar. 5	Quebec	8-3	W
Dec. 7	@ Chicago	2-8	L	Mar. 9	Los Angeles	4-3	W
Dec. 10	@ Boston	0-6	L	Mar. 11	Hartford	4-3*	W
Dec. 11	@ Philadelphia	6-5	W	Mar. 14	Calgary	4-2	W
Dec. 14	New Jersey	3-3	T	Mar. 14	@ Calgary	4-2	W
Dec. 17	@ Hartford	4-1	W	Mar. 17	@ Vancouver	5-2	W
Dec. 18	@ Vancouver	3-2	W	Mar. 18	@ Edmonton	3-4	L
Dec. 21	Hartford	3-4	L	Mar. 21	New Jersey	4-2	W
Dec. 26	Boston	1-2	L	Mar. 24	@ New Jersey	3-5	L
Dec. 27	@ Montreal	7-4	W	Mar. 25	N.Y. Islanders	3-5	L
Dec. 29	Quebec	8-5	W	Mar. 27	@ Hartford	1-1	L
Dec. 31	N.Y. Rangers	2-3	L	Mar. 31	@ Quebec	1-4	L
Jan. 4	Winnipeg	9-4	W	Apr. 1	Toronto	4-2	W

* - overtime decision

REGULAR SEASON SCORING

NO.	PLAYER	GP	G	A	PTS	+/-	PP	SHG	WG	SHOTS	PCT.		
11	Gil Perreault	73	31	59	60	+19	32	8	2	7	1	165	18.8
25	Dave Andrychuk	78	38	42	80	+20	42	10	0	7	1	178	21.3
6	Phil Housley	75	31	46	77	+4	33	6	2	6	1	234	13.2
17	Mike Polignio	70	32	63	63	+32	151	6	0	5	0	183	17.5
8	Real Cloutier	77	24	36	60	-1	25	9	0	0	0	126	11.1
22	Lindy Ruff	58	14	31	45	+15	101	3	0	4	0	135	15.6
9	Gilles Hamel	75	21	23	44	+37	4	2	1	0	1	142	11.3
18	Paul Cyr	71	16	27	43	-5	52	5	0	1	1	142	11.3
3	Hannu Virta	70	6	30	36	+14	12	4	0	0	0	98	6.1
16	Ric Scelling	73	22	35	47	+10	42	0	0	0	0	135	9.6
5	Mike Ramsey	72	9	22	31	+26	82	1	0	4	0	134	6.7
29	Sean McKenna	78	20	30	40	+8	0	0	2	0	0	107	18.7
20	Brent Peterson	79	3	24	27	+26	32	0	1	0	0	53	5.7
24	Bill Hajt	76	9	17	26	+3	17	0	0	0	0	97	9.3
10	Craig Ramsay	79	9	12	21	+3	52	0	0	0	0	81	11.1
19	John Tucker	64	5	15	20	+1	48	0	1	0	1	91	5.5
27	Larry Playfair	72	9	22	31	+2	4	0	0	0	0	50	20.0
14	Mike Moller	59	5	11	16	+2	27	0	1	0	0	43	11.6
27	Larry Playfair	55	5	11	16	+2	27	0	0	0	0	67	7.5
44	Jerry Korab	48	2	9	11	+4	82	1	0	0	0	41	4.9
21	Claude Verret	11	2	5	7	-3	2	1	0	0	0	14	14.3
26	Steve Patrick	11	1	4	5	-2	6	0	0	0	0	11	9.1
15	Adam Creighton	7	2	2	4	0	4	0	0	0	0	5	20.0
7	Dale McCourt	5	3	4	6	-2	0	0	0	0	0	5	20.0
4	Mark Renaud	10	1	3	4	+1	6	0	0	0	0	11	9.1
31	Dave Fenoyes	10	0	4	4	-7	9	0	0	0	0	4	0.0
26	Mal Davis	11	2	1	3	-1	4	0	0	0	0	12	16.7
30	Tom Barrasso	42	0	2	2	-	20	0	0	0			

1986-87 REGULAR SEASON SCORES (28-44, 5th place - Adams Division)

NO.	PLAYER	GP	G	A	P	PTS	+/-	PIM	PP	SH	GWGT	SHOTS	PCT.
Oct. 9	@ Winnipeg	2-3	L	Jan. 8	@ Minnesota	4-5*	L						
Oct. 11	@ Toronto	3-5	T	Jan. 10	@ Los Angeles	8-5	W						
Oct. 12	Calgary	2-4	L	Jan. 14	Montreal	3-3	T						
Oct. 15	Montreal	0-0	T	Jan. 17	@ Montreal	2-4	L						
Oct. 17	Pittsburgh	3-7	L	Jan. 18	Edmonton	6-5*	W						
Oct. 18	@ Washington	4-2	W	Jan. 20	@ Minnesota	0-5	L						
Oct. 22	@ Pittsburgh	4-5*	L	Jan. 23	Washington	2-3	L						
Oct. 24	Hartford	4-5	L	Jan. 24	@ Washington	6-3	W						
Oct. 25	@ Hartford	2-3	L	Jan. 26	@ Boston	2-6	L						
Oct. 29	@ Montreal	2-5	L	Jan. 28	Philadelphia	4-7	L						
Nov. 1	@ New Jersey	3-1	W	Jan. 30	Quebec	3-1	W						
Nov. 2	@ Boston	7-1	W	Feb. 1	Detroit	6-1	W						
Nov. 5	Boston	8-3	W	Feb. 4	@ Hartford	3-1	W						
Nov. 7	Vancouver	6-7	L	Feb. 7	@ Quebec	2-5	L						
Nov. 9	N.Y. Islanders	3-4	L	Feb. 8	Chicago	7-4	W						
Nov. 12	@ N.Y. Rangers	1-2*	L	Feb. 14	@ N.Y. Islanders	5-1	W						
Nov. 15	@ Montreal	2-4	L	Feb. 14	@ Boston	4-3	W						
Nov. 19	Boston	4-4	T	Feb. 20	N.Y. Rangers	6-3	W						
Nov. 21	Quebec	1-6	L	Feb. 22	Hartford	5-3	W						
Nov. 22	@ Quebec	1-3	L	Feb. 24	N.Y. Rangers	3-6	L						
Nov. 26	@ Hartford	0-3	L	Feb. 26	St. Louis	4-3	W						
Nov. 28	@ Boston	4-3	W	Feb. 28	@ Boston	1-5	L						
Nov. 29	@ Boston	2-6	L	Mar. 1	Vancouver	2-4	L						
Dec. 2	Minnesota	4-5	L	Mar. 3	@ Philadelphia	2-4	L						
Dec. 5	St. Louis	5-4	L	Mar. 5	New Jersey	6-4	W						
Dec. 6	@ New Jersey	3-4	L	Mar. 7	@ Quebec	5-5	T						
Dec. 9	@ Detroit	5-3	T	Mar. 8	Quebec	5-1	W						
Dec. 10	@ Chicago	3-6	L	Mar. 11	@ Los Angeles	3-2	W						
Dec. 13	@ Quebec	0-7	L	Mar. 11	@ Vancouver	4-6	L						
Dec. 14	Hartford	4-3	W	Mar. 14	@ Edmonton	3-5	L						
Dec. 17	@ Hartford	3-4	L	Mar. 17	@ Calgary	2-6	L						
Dec. 19	Montreal	3-2	W	Mar. 20	Montreal	2-3	L						
Dec. 20	@ Toronto	4-5*	L	Mar. 22	Detroit	3-2	W						
Dec. 23	Philadelphia	2-1	W	Mar. 24	Toronto	5-6	L						
Dec. 26	Pittsburgh	3-3	T	Mar. 26	Los Angeles	3-5	L						
Dec. 28	Calgary	1-4	L	Mar. 28	@ Montreal	3-6	L						
Dec. 31	Chicago	5-2	W	Mar. 29	Edmonton	2-3	L						
Jan. 2	Winnipeg	3-6	L	Apr. 2	@ St. Louis	6-5	L						
Jan. 4	Quebec	7-2	W	Apr. 4	@ N.Y. Islanders	6-5	L						
Jan. 7	@ Winnipeg	4-2	W	Apr. 5	Hartford	6-0	T						

* - overtime decision

REGULAR SEASON SCORING

NO.	PLAYER	GP	G	A	P	PTS	+/-	PIM	PP	SH	GWGT	SHOTS	PCT.
25	Dave Andreychuk	77	25	48	73	+2	46	13	0	2	1	255	9.8
6	Phil Housley	78	21	46	67	-2	57	8	1	2	0	202	10.4
21	Christian Ruutu	76	22	43	65	+9	62	3	1	1	1	167	13.2
17	Mike Foligno	78	20	29	59	+13	176	11	5	0	0	185	10.8
7	John Tucker	51	17	34	51	-3	21	4	0	0	1	104	16.3
38	Adam Creighton	56	18	22	40	+4	26	6	3	0	0	109	16.5
15	Doug Smith	62	16	24	40	-20	106	7	0	2	0	158	10.1
5	Mike Ramsey	88	8	31	39	+1	109	2	1	0	0	154	5.2
27	Neil Fournet	56	20	37	57	+2	108	2	0	3	0	117	17.1
65	Mark Napier (EDM)	62	8	13	21	+3	21	0	1	0	0	88	9.1
(BUF)	15	5	10	15	0	-5	0	1	0	0	0	40	12.5
(TOT)	77	18	23	36	1	-1	1	1	0	0	0	128	10.2
18	Paul Cyr	73	11	16	27	-16	122	0	0	1	0	131	8.4
39	Clark Gillies	61	10	17	27	0	81	1	0	2	0	106	9.4
9	Scott Arniel	63	11	14	25	-1	59	0	0	3	0	90	12.2
28	Tom Kurvers (MTL)	71	1	0	0	+1	0	0	0	0	0	2	0
(BUF)	55	6	17	23	-10	24	1	0	1	0	0	71	8.5
(TOT)	56	6	17	23	-9	24	1	0	1	0	0	73	8.2
22	Lindy Ruff	50	6	14	20	-12	74	0	1	0	0	95	6.3
12	Ken Priestley	34	11	6	17	+3	8	3	0	0	0	49	22.4
11	Col Perreault	20	9	7	16	-2	6	1	0	1	0	35	25.7
34	Jim Korn	52	4	10	14	-3	158	0	0	0	0	35	11.4
37	Shawn Anderson	41	2	11	13	0	23	0	0	0	0	26	7.7
32	Norm Lacombe	24	4	7	11	-9	8	1	0	1	0	18	8.3
26	Bob Logan	22	7	3	10	+5	0	1	0	0	0	22	31.8
23	Gates Orlando	27	2	8	10	-6	16	0	0	0	0	24	8.3
31	Joe Reekie	56	1	8	9	+6	82	0	0	0	0	56	1.8
29	Jeff Parker	15	3	3	6	+1	7	0	0	0	0	10	30.0
20	Mike Hartman	17	3	3	6	+2	69	0	0	0	0	19	15.8
33	Lee Fogolin (EDM)	35	1	3	4	-2	17	0	0	0	0	37	2.7
(BUF)	9	0	2	2	-2	8	0	0	0	0	0	5	0
(TOT)	10	1	5	4	-2	8	0	0	0	0	0	42	2.4
20	Don Lever	0	0	2	2	-5	4	3	0	1	0	8	37.5
40	Uwe Krupp	26	1	4	5	-9	23	0	0	0	0	34	2.9
16	Paul Brydges	15	2	2	4	+4	6	0	0	0	0	8	25.0
29	Mark Ferner	13	0	3	3	-1	25	0	0	0	0	5	0
14	Mikael Andersson	16	0	3	3	-2	0	0	0	0	0	6	0
19	Bob Halkitis	6	1	1	2	+3	19	0	0	0	0	4	25.0
26	Phil Russell	6	0	2	2	0	12	0	0	0	0	2	0
24	Bill Hajt	2	0	2	2	0	0	0	0	0	0	1	0
1	Jacques Cloutier	40	0	2	2	-1	10	0	0	0	0	0	0
8	Dave Fenoyes	7	1	0	1	-3	0	0	0	0	0	3	33.3
3	Richie Dunn	2	1	1	2	-2	0	0	0	0	0	1	0
4	Steve Dykstra	37	0	1	1	-7	179	0	0	0	0	21	0
30	Tom Barrasso	46	0	1	1	-22	0	0	0	0	0	0	0
8	Richard Haidu	2	0	0	0	+1	0	0	0	0	0	1	0
19	Doug Trapp	2	0	0	0	0	0	0	0	0	0	0	0
35	Daren Pappas	3	0	0	0	0	0	0	0	0	0	0	0
3	Jim Toffey	12	0	0	0	-1	40	0	0	0	0	8	0

NO.	GOALTENDER	GP	MIN	AVG	W	L	T	EN	SO	GA	SA	PCT.
30	Tom Barrasso	46	2501	3.65	17	23	2	4	2	152	1203	87.3
1	Jacques Cloutier	40	2167	3.79	11	19	5	1	0	137	1035	86.8
35	Daren Pappas	3	185	4.22	0	2	1	1	0	13	80	83.5
TEAM TOTALS		80	4853	3.81	28	44	8	6	2	308	2317	88.7

1987-88 REGULAR SEASON SCORES (37-33-11, 3rd place - Adams Division)

NO.	PLAYER	GP	G	A	P	PTS	+/-	PIM	PP	SH	GWGT	SHOTS	PCT.
Oct. 8	Minnesota	3-2	T	Jan. 8	Hartford	3-1	W						
Oct. 10	@ Montreal	3-6	L	Jan. 10	N.Y. Rangers	4-3	W						
Oct. 11	Washington	6-5	W	Jan. 12	@ St. Louis	4-2	W						
Oct. 13	@ Pittsburgh	3-8	L	Jan. 14	@ Philadelphia	1-3	L						
Oct. 16	Quebec	2-2	T	Jan. 16	@ Boston	1-5	L						
Oct. 17	@ Quebec	6-3	W	Jan. 17	N.Y. Islanders	5-2	W						
Oct. 21	Hartford	3-5	L	Jan. 20	Boston	5-3	W						
Oct. 23	Montreal	5-3	W	Jan. 22	New Jersey	7-3	W						
Oct. 24	@ Pittsburgh	3-5	L	Jan. 23	@ Washington	3-3	T						
Oct. 28	@ Hartford	2-2	T	Jan. 25	@ New Jersey	5-2	W						
Oct. 30	Los Angeles	5-1	W	Jan. 27	Montreal	1-1	L						
Nov. 1	Chicago	5-3	W	Jan. 29	N.Y. Islanders	2-5	L						
Nov. 4	@ Los Angeles	5-4	W	Jan. 31	Winnipeg	4-4	T						
Nov. 7	@ Edmonton	0-5	L	Feb. 2	@ Quebec	6-3	W						
Nov. 8	@ Calgary	6-3	W	Feb. 5	Toronto	5-2	W						
Nov. 11	@ Vancouver	4-4	T	Feb. 6	@ N.Y. Islanders	4-6	L						
Nov. 13	Minnesota	4-5	L	Feb. 12	@ Winnipeg	5-7	L						
Nov. 15	Toronto	5-4	W	Feb. 14	@ Chicago	3-4	L						
Nov. 18	@ Hartford	1-9	L	Feb. 16	@ St. Louis	3-0	W						
Nov. 20	@ Washington	5-3	W	Feb. 19	Philadelphia	4-5	L						
Nov. 22	Los Angeles	5-8	L	Feb. 21	Quebec	5-6	L						
Nov. 25	@ Philadelphia	2-5	L	Feb. 25	St. Louis	5-2	W						
Nov. 27	Hartford	2-4	L	Feb. 27	@ Hartford	4-3	W						
Nov. 29	Edmonton	2-5	L	Feb. 28	Winnipeg	5-3	W						
Dec. 3	Quebec	6-3	W	Mar. 1	@ Detroit	0-4	L						
Dec. 5	@ Hartford	1-2	L	Mar. 5	N.Y. Rangers	6-3	W						
Dec. 6	Vancouver	1-5	L	Mar. 6	Boston	3-0	W						
Dec. 9	@ Chicago	6-2	W	Mar. 9	@ Minnesota	6-2	W						
Dec. 12	@ Boston	3-3	T	Mar. 12	@ Calgary	4-10	L						
Dec. 13	Calgary	1-7	L	Mar. 13	@ Vancouver	7-5	W						
Dec. 18	Montreal	2-2	T	Mar. 15	@ Edmonton	4-6	L						
Dec. 19	@ Montreal	2-1	W	Mar. 19	Edmonton	3-2	W						
Dec. 22	@ Boston	0-9	L	Mar. 20	Boston	2-6	L						
Dec. 23	@ Detroit	5-2	W	Mar. 22	@ N.Y. Rangers	3-2	W						
Dec. 27	Pittsburgh	3-3	T	Mar. 25	New Jersey	2-2	T						
Dec. 29	@ Quebec	1-5	L	Mar. 27	Detroit	3-5	L						
Dec. 31	Boston	0-2	L	Mar. 29	@ Quebec	3-1	W						
Jan. 2	@ Toronto	6-4	W	Mar. 31	Hartford	3-2	W						
Jan. 3	Quebec	2-1	W	Apr. 2	@ Montreal	4-9	L						
Jan. 6	@ Montreal	6-5	W	Apr. 3	Montreal	4-4	T						

* - overtime decision

REGULAR SEASON SCORING

NO.	PLAYER	GP	G	A	P	PTS	+/-	PIM	PP	SH	GWGT	SHOTS	PCT.
25	Dave Andreychuk	80	48	78	+1	112	15	0	5	0	2	533	11.9
21	Christian Ruutu	73	26	45	71	-3	85	8	1	4	0	185	14.1
6	Phil Housley	74	29	57	66	-17	86	0	1	1	2	231	12.6
23	Ray Sheppard	73	27	65	-4	14	5	2	0	0	0	173	24.3
17	Mike Foligno	74	29	28	57	-11	220	10	0	7	1	159	18.2
77	Pierre Turgeon	76	14	28	42	-8	34	8	0	3	0	101	13.9
3	Calte Johansson	71	4	38	42	+12	37	0	0	0	0	93	4.3
9	Scott Arniel	73	17	23	40	+4	61	0	2	0	0	113	15.3
7	John Tucker	45	19	38	+4	20	6	0	0	1	0	93	20.4
15	Doug Smith	70	9	19	28								

1989-90 REGULAR SEASON SCORES
(45-27-8, 2nd place - Adams Division)

Oct. 5	Quebec	4-3	W	Jan. 2	@ New Jersey	3-5	L
Oct. 7	@ Montreal	1-5	L	Jan. 6	@ Montreal	3-6	L
Oct. 8	Minnesota	2-2	T	Jan. 7	Boston	1-2	L
Oct. 11	@ Toronto	7-1	W	Jan. 11	@ Calgary	3-5	L
Oct. 13	Hartford	4-1	W	Jan. 13	@ Los Angeles	4-2	W
Oct. 14	@ Detroit	2-6	L	Jan. 16	@ Washington	3-6	L
Oct. 18	@ Hartford	1-2	L	Jan. 19	Philadelphia	3-2	W
Oct. 20	Montreal	6-2	W	Jan. 24	@ Chicago	3-2	W
Oct. 21	@ Pittsburgh	4-2	W	Jan. 26	Chicago	2-4	L
Oct. 23	@ Minnesota	2-4	L	Jan. 26	Chicago	2-4	L
Oct. 25	Toronto	6-5*	W	Jan. 28	Pittsburgh	7-2	W
Oct. 29	Boston	4-3	W	Jan. 30	@ Quebec	5-2	W
Nov. 2	@ Montreal	4-3	W	Jan. 31	Quebec	6-3	W
Nov. 4	@ Boston	3-3	T	Feb. 3	@ Montreal	0-1	L
Nov. 5	Los Angeles	5-3	W	Feb. 6	@ N.Y. Islanders	0-1	L
Nov. 8	@ Hartford	6-3	W	Feb. 7	Montreal	3-1	W
Nov. 10	Vancouver	4-2	W	Feb. 9	N.Y. Rangers	3-2	W
Nov. 12	Edmonton	6-5	W	Feb. 11	@ St. Louis	2-4	L
Nov. 16	@ Calgary	4-4	T	Feb. 13	@ Chicago	1-4	L
Nov. 17	@ Edmonton	0-3	L	Feb. 16	Montreal	5-3	W
Nov. 19	@ Vancouver	2-2	T	Feb. 18	Hartford	4-6	L
Nov. 22	N.Y. Rangers	4-1	W	Feb. 20	@ Winnipeg	4-3*	W
Nov. 25	@ Quebec	3-2	W	Feb. 21	@ Edmonton	3-7	L
Nov. 26	Hartford	4-2	W	Feb. 23	Winnipeg	7-3	W
Nov. 28	@ Hartford	4-2	W	Feb. 25	Winnipeg	3-4	L
Nov. 30	@ Boston	1-5	L	Feb. 27	@ St. Louis	1-4	L
Dec. 1	New Jersey	6-4	W	Mar. 3	@ Quebec	3-3	T
Dec. 3	St. Louis	4-3	W	Mar. 4	Quebec	5-3	W
Dec. 5	@ N.Y. Islanders	0-3	L	Mar. 6	@ Washington	1-1	T
Dec. 7	@ Philadelphia	3-4*	L	Mar. 8	@ Boston	10-4	W
Dec. 10	Washington	4-3	W	Mar. 10	@ Hartford	5-0	W
Dec. 13	Boston	2-4	L	Mar. 14	Los Angeles	5-6*	L
Dec. 16	@ Boston	3-1	W	Mar. 16	Toronto	3-4	L
Dec. 17	Philadelphia	4-3	W	Mar. 18	Winnipeg	4-3*	W
Dec. 20	@ N.Y. Rangers	2-2	T	Mar. 21	Calgary	5-4	W
Dec. 22	Montreal	2-2	T	Mar. 22	@ Detroit	6-5	W
Dec. 23	@ Quebec	6-5	W	Mar. 27	@ Detroit	6-5	W
Dec. 26	Detroit	6-3	W	Mar. 29	Minnesota	4-2	W
Dec. 29	Boston	3-4*	L	Mar. 31	@ Pittsburgh	3-2*	W
Dec. 31	N.Y. Islanders	2-4	L	Apr. 1	Quebec	5-2	W

* - overtime decision

REGULAR SEASON SCORING

NO.	PLAYER	GP	G	A	P	PTS	+/-	PP	SHG	WG	SHOTS	PCT.	
27	Frank Turgen	89	14	66	106	10	29	17	1	10	1	193	20.7
25	Dave Andreychuk	73	40	42	82	6	18	3	0	206	194		
6	Phil Housley	89	21	60	81	11	32	8	1	4	0	201	10.4
21	Christian Ruutu	75	19	41	60	9	66	4	1	2	1	160	11.9
22	Rick Vaive	70	20	19	48	9	74	8	0	4	0	195	14.9
8	Doug Bodger	71	22	36	58	8	16	1	1	1	0	167	7.2
89	Alexander Mogilny	65	15	28	43	8	16	4	0	2	1	130	11.5
17	Mike Polgano	61	15	25	40	13	99	3	0	1	1	107	14.0
9	Scott Arnall	79	18	14	32	4	77	1	1	4	0	123	14.6
18	Dave Snuggard	80	14	16	30	8	41	1	2	2	0	120	11.7
5	Mike Ramsey	73	4	21	25	21	47	1	0	2	0	91	4.4
4	Uwe Krupp	74	3	20	23	15	85	0	1	1	0	69	4.7
20	Mike Hartman	60	11	10	21	10	21	2	0	3	0	97	11.3
24	Jay Wells (PHI)	59	3	16	19	4	129	0	0	1	0	76	3.9
(BLF)		1	0	1	1	0	0	0	0	0	0	0	
(TOT)		60	17	20	22	4	129	0	0	1	0	76	3.9
33	Benoit Hogue	45	11	7	18	0	79	1	0	1	0	73	15.1
19	Kevin Maguire	61	6	9	15	-3	115	0	0	1	0	62	9.7
3	Grant Ledyard	67	2	13	15	2	37	0	0	1	0	91	2.2
56	Ken Prosser	35	7	7	14	-1	14	1	0	1	0	66	10.6
26	Dan Kennedy	80	2	12	14	-12	53	0	0	0	0	61	6.6
29	Jeff Parker	61	4	5	9	-9	70	0	0	0	0	61	6.6
16	Darrin Shannan	17	2	7	9	6	4	0	0	0	0	20	10.0
23	Ray Sheppard	18	4	2	6	3	0	1	0	1	0	31	12.9
37	Shawn Anderson	16	3	4	2	8	0	0	0	0	0	16	6.3
31	Daren Pappa	56	0	4	4	-4	0	0	0	0	0	10	0.0
32	Rob Ray	27	2	1	3	-2	99	0	0	0	0	20	10.0
7	John Tucker	8	1	2	3	-2	1	0	0	0	0	8	12.5
7	Mike Donnelly	12	1	2	3	-4	8	0	0	0	0	20	5.0
42	Bob Corkum	8	2	0	2	2	64	0	1	0	6	33.3	
30	Clint Malarchuk	29	0	2	2	-14	0	0	0	0	0	0	0.0
27	Larry Playfair	4	0	1	1	-2	2	0	0	0	0	0	0.0
14	Sere Luszick	11	0	1	1	-2	6	0	0	0	0	15	0.0
43	Francois Guay	1	0	0	0	0	0	0	0	0	0	0	0.0
55	Rene Laseen	1	0	0	0	0	0	0	0	0	0	0	0.0
44	Brad Miller	1	0	0	0	0	0	0	0	0	0	0	0.0
15	Kevin Haller	2	0	0	0	0	0	0	0	0	0	1	0.0
40	Mich Molloy	2	0	0	0	0	0	0	0	0	0	0	0.0
36	Diny Loewen	4	0	0	0	0	0	0	0	0	0	0	0.0
39	Dan McQueen	4	0	0	0	-3	6	0	0	0	0	4	0.0
28	Dale DeGray	6	0	0	0	-4	6	0	0	0	0	5	0.0
12	Scott Metcalfe	7	0	0	0	0	5	0	0	0	0	5	0.0

NO. GOALTENDER GP MIN AVG W L T EN SO GA SA PCT. A PIM

31	Daren Pappa	56	3241	2.89	31	16	6	2	1	156	1610	90.3	0	0
30	Clint Malarchuk	29	1596	3.35	14	11	2	1	0	89	914	90.3	0	0
TEAM TOTALS	80	4850	3.07	45	27	8	3	1	248	2524	892			

1990-91 REGULAR SEASON SCORES
(31-30-19, 3rd place - Adams Division)

Oct. 4	Montreal	3-3	T	Jan. 4	Winnipeg	4-1	W
Oct. 6	@ Montreal	5-6	L	Jan. 8	@ Vancouver	3-3	T
Oct. 10	@ Hartford	3-4	L	Jan. 10	@ Los Angeles	5-3	W
Oct. 12	Quebec	2-4	L	Jan. 12	@ Minnesota	2-5	L
Oct. 13	@ Quebec	4-4	T	Jan. 14	@ Toronto	9-3	W
Oct. 17	Montreal	3-4	L	Jan. 16	Detroit	5-3	W
Oct. 19	Pittsburgh	4-4	T	Jan. 24	@ Montreal	1-4	L
Oct. 20	@ N.Y. Islanders	3-1	W	Jan. 22	Boston	6-4	W
Oct. 25	@ New Jersey	1-5	L	Jan. 26	@ Chicago	5-4	W
Oct. 27	@ Toronto	3-1	W	Jan. 27	Calgary	4-4	L
Oct. 28	Hartford	3-0	W	Jan. 29	@ St. Louis	3-8	L
Oct. 31	Boston	5-3	T	Jan. 31	Quebec	1-4	L
Nov. 3	@ Montreal	4-1	W	Feb. 3	Edmonton	2-3	L
Nov. 4	Calgary	2-1	W	Feb. 6	St. Louis	4-5*	L
Nov. 7	@ N.Y. Rangers	2-6	L	Feb. 8	Los Angeles	4-4	T
Nov. 9	Vancouver	7-1	W	Feb. 10	@ Winnipeg	2-0	W
Nov. 10	@ Washington	4-2	W	Feb. 12	@ Quebec	4-4	T
Nov. 14	@ Los Angeles	2-4	L	Feb. 13	Minnesota	6-6	T
Nov. 16	@ Edmonton	2-4	L	Feb. 15	Montreal	2-2	T
Nov. 17	@ Calgary	3-3	T	Feb. 17	Toronto	0-3	L
Nov. 21	N.Y. Rangers	5-5	T	Feb. 19	@ Pittsburgh	4-4	T
Nov. 23	Edmonton	3-2*	W	Feb. 23	Hartford	5-4	W
Nov. 26	@ N.Y. Rangers	0-5	L	Feb. 24	Hartford	5-5	T
Nov. 28	@ Montreal	2-1	W	Feb. 26	@ N.Y. Islanders	1-1	T
Dec. 1	@ Quebec	2-4	L	Feb. 28	@ Quebec	5-1	W
Dec. 2	Detroit	3-3	T	Mar. 2	@ Boston	7-4	W
Dec. 6	@ Philadelphia	4-3	W	Mar. 6	@ New Jersey	5-1	W
Dec. 7	Hartford	3-4*	L	Mar. 8	Chicago	3-5	L
Dec. 9	Boston	2-3	L	Mar. 10	Vancouver	5-7	L
Dec. 11	@ Detroit	3-8	L	Mar. 12	@ Minnesota	2-5	L
Dec. 14	@ Pittsburgh	2-4	L	Mar. 13	@ Winnipeg	6-2	W
Dec. 16	St. Louis	3-5	L	Mar. 16	Montreal	4-6	L
Dec. 18	@ Hartford	4-3*	W	Mar. 17	Hartford	3-4	L
Dec. 20	@ Boston	1-4	L	Mar. 20	Montreal	3-2*	W
Dec. 23	Quebec	10-3	W	Mar. 23	@ Boston	3-6	L
Dec. 26	Boston	3-3	T	Mar. 24	Philadelphia	6-2	W
Dec. 28	Chicago	5-0	W	Mar. 26	@ Washington	4-2	W
Dec. 29	@ New Jersey	4-4	T	Mar. 30	Quebec	4-4	T
Dec. 31	Philadelphia	5-2	W	Mar. 30	Hartford	5-5	T
Jan. 2	N.Y. Islanders	5-4	W	Mar. 31	Washington	5-2	W

* - overtime decision

REGULAR SEASON SCORING

NO.	PLAYER	GP	G	A	P	PTS	+/-	PP	SHG	WG	SHOTS	PCT.	
10	Dale Hawerchuk	80	31	58	89	2	32	12	0	1	1	191	16.0
77	Pierre Turgen	78	32	47	79	14	26	13	2	3	0	174	18.4
25	Dave Andreychuk	80	33	69	11	32	13	0	3	3	231	15.4	
89	Alexander Mogilny	62	30	31	64	14	16	3	3	5	0	144	19.9
22	Rick Vaive	71	25	27	52	11	74	9	0	3	1	155	16.1
21	Christian Ruutu	77	16	34	50	-6	96	2	3	1	1	155	10.3
33	Benoit Hogue	59	19	28	47	-8	74	1	0	2	2	134	14.2
4	Uwe Krupp	74	12	32	44	14	6	0	0	2	138	8.7	
3	Grant Ledyard	60	8	23	31	13	46	2	1	1	1	118	6.8
8	Doug Bodger	58	5	23	28	-8	54	2	0	0	0	139	3.6
19	Tony Tanti	46	6	12	18	1	44	3	0	0	0	74	8.1
(BLF)		1	1	7	8	6	0	0	0	0	0	19	5.3
(TOT)		56	7	19	26	3	50	3	0	0	0	93	7.5
18	Dave Snuggard	80	9	15	24	-13	32	0	4	2	0	128	7.0
42	Mikko Makela	69	15	7	22	-2	25	2	2	1	1	62	24.2
12	Gag Palaszewski (WTC)	43	9	10	19	-6	10	1	0	1	0	66	13.6
(BLF)		12	2	1	3	0	4	0	0	1	0	9	22.2
(TOT)		55	11	11	22	-6	14	1	0	2	0	75	14.7
5	Mike Ramsey	71	6	14	20	14	46	0	0	1	0	87	6.9
32	Rob Ray	66	8	16	-11	350	0	0	0	1	54	14.8	
16	Darrin Shannan												

1992-93 REGULAR SEASON SCORES
(38-16-14, 4th place - Adams Division)

Oct. 8	Quebec	4-5	L	Jan. 12	@ Boston	2-5	L
Oct. 10	@ Hartford	5-2	W	Jan. 15	@ Vancouver	1-4	L
Oct. 11	Montreal	8-2	W	Jan. 17	@ Edmonton	2-3*	W
Oct. 13	@ Pittsburgh	5-6	L	Jan. 19	@ Calgary	3-2*	W
Oct. 16	Tampa Bay	5-4*	W	Jan. 22	Quebec	6-2	W
Oct. 17	@ Washington	4-6	L	Jan. 23	@ Quebec	3-4	L
Oct. 21	Chicago	4-1	W	Jan. 26	@ Philadelphia	4-3	W
Oct. 23	San Jose	5-4	W	Jan. 27	Washington	4-3	W
Oct. 28	@ Toronto	4-4	T	Jan. 29	N.Y. Rangers	6-4	W
Oct. 30	Ottawa	12-3	W	Jan. 31	Edmonton	4-5*	L
Oct. 31	@ Ottawa	2-2	T	Feb. 3	Hartford	3-2	W
Nov. 2	@ N.Y. Rangers	6-7*	L	Feb. 5	@ Ottawa	2-4	L
Nov. 5	@ San Jose	5-7	L	Feb. 10	@ Philadelphia	6-2	W
Nov. 7	@ Los Angeles	2-5	L	Feb. 12	Vancouver	1-3	L
Nov. 11	Boston	7-2	W	Feb. 14	Pittsburgh	7-4	W
Nov. 13	Hartford	8-2	W	Feb. 17	@ Hartford	5-3	W
Nov. 14	@ N.Y. Islanders	5-7	L	Feb. 19	@ New Jersey	3-3	T
Nov. 17	@ Pittsburgh	2-4	L	Feb. 24	Detroit	10-7	W
#Nov. 21	@ New Jersey	2-3	L	Feb. 26	Montreal	6-1	L
Nov. 21	Minnesota	3-4	L	Feb. 27	@ Montreal	4-8	L
Nov. 22	@ Philadelphia	4-4	T	#Mar. 1	Vancouver	2-5	L
Nov. 25	Quebec	1-1	T	Mar. 3	@ N.Y. Rangers	2-2	T
Nov. 27	Ottawa	4-1	W	Mar. 5	Hartford	2-4	L
Nov. 29	@ Ottawa	5-2	W	Mar. 5	Winnipeg	7-4	W
Nov. 30	@ Montreal	2-3	L	Mar. 10	@ Quebec	2-1	L
Dec. 4	N.Y. Islanders	5-5	T	Mar. 13	@ Hartford	3-3	T
Dec. 6	New Jersey	3-7	L	**Mar. 15	Los Angeles	2-4	L
Dec. 7	@ Quebec	3-4	L	Mar. 16	@ St. Louis	2-2	T
Dec. 9	Boston	5-2	W	Mar. 20	@ Tampa Bay	3-1	W
Dec. 11	Hartford	9-3	W	Mar. 22	@ Montreal	6-3	W
Dec. 12	@ Hartford	1-1	T	Mar. 24	Boston	0-2	L
Dec. 15	@ Boston	3-2	W	Mar. 25	Chicago	6-4	W
Dec. 19	@ Montreal	2-4	L	Mar. 28	Ottawa	3-1	W
Dec. 20	Toronto	5-4	W	Mar. 30	@ Washington	1-4	L
Dec. 23	Washington	4-1	W	Mar. 31	New Jersey	5-2	W
Dec. 27	Pittsburgh	2-4	L	Apr. 3	@ Boston	2-3	L
Dec. 31	N.Y. Rangers	11-6	W	Apr. 4	@ Quebec	6-2	W
Jan. 2	@ Ottawa	7-2	W	Apr. 6	@ Minnesota	1-3	L
Jan. 3	St. Louis	6-5*	W	Apr. 10	@ Detroit	5-6	L
Jan. 6	@ Hartford	3-1	W	Apr. 11	Quebec	1-3	L
Jan. 8	N.Y. Islanders	6-5	W	Apr. 13	Montreal	2-3*	L
Jan. 10	Calgary	5-3	W	Apr. 15	Philadelphia	4-7	L

* - overtime decision # - game played at Hamilton, ONT
** - rescheduled from Mar. 14

REGULAR SEASON SCORING

NO.	PLAYER	GP	G	A	P	PTS	+/-	PP	SHGW	GT	SHOTS	PCT.	
16	Pat Lafontaine	84	95	148	11	63	20	2	7	1	386	17.3	
89	Alexander Mogilny	77	76	51	127	7	40	27	0	11	0	369	21.1
88	Alexander Mogilny	81	16	96	96	-17	52	0	2	2	259	6.2	
10	Dale Hawerchuk	52	29	32	6	-8	28	0	2	0	171	17.0	
8	Doug Bodger	81	9	45	54	14	6	0	0	1	154	5.8	
43	Bob Sweeney	80	26	47	2	18	3	3	2	120	17.5		
19	Randy Wood	82	18	25	43	6	77	3	2	2	176	10.2	
13	Yuri Klimyev	68	20	19	39	6	28	0	3	3	122	16.4	
18	Wayne Presley	79	15	17	32	5	96	0	1	2	97	15.5	
42	Richard Smeehlik	80	4	27	31	9	59	0	0	0	82	4.9	
27	Brad May	82	13	26	3	242	0	0	0	0	114	11.4	
7	Petr Svoboda	40	2	24	26	3	59	1	0	1	61	3.3	
41	Ken Sutton	63	8	14	22	-3	30	1	0	2	1	77	10.4
14	Dave Hannan	55	5	15	20	8	43	0	0	0	43	11.6	
28	Donald Audette	44	12	7	19	-8	51	2	0	0	92	13.0	
12	Bob Frey (PIT)	84	8	6	14	-2	76	0	2	2	79	10.1	
(BUF)	8	1	3	4	2	4	0	0	0	0	9	11.1	
(TOT)	62	9	9	18	0	20	0	2	0	2	88	10.2	
3	Grant Laidyard	30	2	14	16	2	-5	1	0	0	38	7.9	
34	Con Donnelly	60	3	8	11	5	221	0	0	0	79	2.5	
29	Bob Corkum	68	6	4	10	-3	38	0	1	1	69	8.7	
5	Mike Ramsey	33	2	8	10	4	20	0	0	0	27	7.4	
9	Viktor Gondeuk	16	3	6	9	4	0	0	0	0	0	0	0
24	Randy Moller	35	2	7	9	5	6	0	0	0	29	10.3	
23	Bill Howler	35	3	5	8	5	6	0	0	0	1	29	10.3
17	Colin Patterson	36	4	2	6	-2	22	0	1	0	30	13.3	
6	Keith Carney	30	2	4	6	3	55	0	0	0	1	26	7.7
32	Rob Ray	68	3	2	5	-3	211	1	0	0	28	10.7	
4	Philipp Boucher	18	0	4	4	1	14	0	0	0	0	28	0
21	Scott Thomson	7	1	2	2	15	0	0	0	0	4	25.0	
36	Matthew Barnaby	2	1	0	1	0	10	0	0	0	8	12.5	
44	Doug Macdonald	5	1	0	1	0	2	0	0	0	1	100.0	
15	Greg Brown	10	0	1	1	-5	6	0	0	0	0	0	0
31	Dennis Higgins	29	0	4	4	1	14	0	0	0	0	10	0
35	Tom Draper	11	0	1	1	-2	0	0	0	0	0	0	0
12	Peter Ciavaglia	3	0	0	0	0	0	0	0	0	0	0	0
39	Dominik Hasek	28	0	0	0	0	0	0	0	0	0	0	0
31	Grant Fuhr (TOR)	29	0	0	0	0	0	0	0	0	0	0	0
39	Grant Fuhr (BUF)	29	0	0	0	0	0	0	0	0	0	0	0
(TOT)	58	0	0	0	0	0	0	0	0	0	0	0	0

NO. GOALTENDER GP MIN AVG W L T EN SO GA SA PCT. A PIM

39	Dominik Hasek	28	1429	3:15	11	10	4	0	75	720	896	0	0	
31	Dave Puppa	24	1305	3:58	11	5	4	0	0	78	706	890	1	0
35	Tom Draper	11	664	3:20	5	6	0	0	0	41	344	881	1	2
31	Grant Fuhr	29	1694	3:47	11	15	2	3	0	98	903	891	0	0
TEAM TOTALS	84	5104	3:49	38	36	10	5	0	297	2678	889	0	0	

* - rookie

1993-94 REGULAR SEASON SCORES
(43-32-9, 4th place - Northeast Division)

Oct. 7	@ Boston	5-3	W	Jan. 12	@ Winnipeg	2-3	L
Oct. 9	@ Montreal	4-7	L	Jan. 15	@ St. Louis	1-2	L
Oct. 10	Hartford	2-3	L	Jan. 16	@ Dallas	4-2	W
Oct. 12	@ Philadelphia	3-5	L	Jan. 19	Edmonton	4-1	T
Oct. 15	@ N.Y. Rangers	2-5	L	Jan. 24	@ Tampa Bay	0-4	L
Oct. 16	@ Washington	3-4	L	Jan. 27	Washington	7-2	W
Oct. 18	Detroit	4-6	L	Jan. 29	@ Montreal	3-2	W
Oct. 22	Pittsburgh	2-4	L	Jan. 30	Florida	2-3	L
Oct. 23	@ Hartford	3-3	T	Feb. 2	@ New Jersey	3-2	W
Oct. 27	@ Calgary	5-3	W	Feb. 4	@ Florida	7-2	W
Oct. 29	@ Edmonton	6-3	W	Feb. 6	N.Y. Islanders	4-1	W
Oct. 30	@ Vancouver	6-3	W	Feb. 8	@ N.Y. Islanders	1-3	L
#Nov. 3	Pittsburgh	2-6	L	Feb. 10	@ Boston	3-3	T
Nov. 7	Boston	3-4	L	Feb. 11	Montreal	5-1	W
Nov. 10	Philadelphia	3-5	L	Feb. 13	Dallas	3-5	L
Nov. 13	@ Philadelphia	7-2	W	Feb. 16	@ Hartford	5-3	W
Nov. 17	@ New Jersey	0-4	L	Feb. 18	Florida	4-1	W
Nov. 19	Winnipeg	6-0	W	Feb. 20	@ Washington	3-3	T
Nov. 21	San Jose	6-5	W	Feb. 21	Quebec	2-1	W
Nov. 22	@ Ottawa	5-2	W	Feb. 23	Anaheim	4-2	W
Nov. 24	New Jersey	3-5	L	Feb. 25	Chicago	1-3	L
Nov. 26	Ottawa	5-2	W	Feb. 26	@ Pittsburgh	3-4	L
Nov. 27	@ Quebec	2-2	T	Mar. 2	@ Ottawa	7-2	W
Nov. 29	@ Toronto	3-0	W	Mar. 4	Pittsburgh	2-1	W
Dec. 1	@ Tampa Bay	3-0	W	Mar. 6	@ Detroit	3-2	W
Dec. 4	@ Florida	1-2*	L	Mar. 8	@ San Jose	4-4	T
Dec. 5	Boston	3-1	W	Mar. 9	@ Anaheim	3-0	W
Dec. 8	@ Ottawa	3-1	W	Mar. 12	@ Los Angeles	5-3	W
Dec. 10	Calgary	6-2	W	Mar. 17	New Jersey	1-6	L
Dec. 11	@ Hartford	6-3	W	#Mar. 18	N.Y. Islanders	2-2	T
Dec. 13	@ N.Y. Rangers	0-2	L	Mar. 20	Ottawa	6-2	W
Dec. 16	@ Pittsburgh	1-2	L	Mar. 23	St. Louis	2-3	L
Dec. 17	Los Angeles	2-0	W	Mar. 25	Hartford	6-3	W
Dec. 19	Tampa Bay	3-3	T	Mar. 27	N.Y. Islanders	4-1	W
Dec. 23	Montreal	5-4	W	Mar. 30	Tampa Bay	2-3*	L
Dec. 28	@ N.Y. Islanders	2-4	L	Apr. 1	Boston	5-0	W
Dec. 27	Philadelphia	0-2	L	Apr. 2	@ Quebec	6-2	W
Dec. 31	N.Y. Rangers	4-1	W	**Apr. 4	@ Quebec	4-6	L
Jan. 2	Toronto	3-3	T	Apr. 8	Montreal	1-0	W
Jan. 7	Pittsburgh	3-4*	L	Apr. 10	Quebec	4-1	W
Jan. 9	Vancouver	5-3	W	Apr. 12	@ N.Y. Rangers	2-3	L
Jan. 11	@ Chicago	5-2	W	Apr. 14	Washington	2-3	L

* - overtime decision # - game played at Sacramento, CA
** - rescheduled from March 1

REGULAR SEASON SCORING

NO.	PLAYER	GP	G	A	P	PTS	+/-	PP	SHGW	GT	SHOTS	PCT.
10	Dale Hawerchuk	83	55	86	10	91	13	7	0	7	227	54.4
89	Alexander Mogilny	66	32	47	79	8	22	17	0	1	238	12.4
28	Donald Audette	77	29	59	2	41	16	4	0	0	207	14.0
13	Yuri Klimyev	72	21	58	13	49	11	4	0	1	171	15.8
26	Derek Plante	77	21	35	4	24	8	1	2	0	147	14.3
27	Brad May	84	18	27	4	-17	3	3	0	0	166	10.8
42	Richard Smeehlik	84	14	27	41	22	69	3	3	1	106	13.2
8	Doug Bodger	75	7	32	39	8	76	5	1	1	144	4.9
19	Randy Wood	81	22	38	11	71	2	2	5	0	161	13.7
18	Wayne Presley	65	17	25	18	103	1	5	1	0	93	18.3
20	Bob Sweeney	60	11	14	25	3	94	3	1	0	76	14.5
41	Ken Sutton	78	4	20	24	-6	71	1	0	0	95	4.2
14	Dave Hannan	83	6	15	21	10	53	3	1	0	40	15.0
16	Pat Lafontaine	16	5	13	-4	-2	1	0	0	0	40	12.5
22	Craig Simpson	22	8	16	-2	8	2	0	2	0	28	28.6
7	Petr Svoboda	60	2	14	16	11	89	1	0	0	80	2.5
4	Philipp Boucher	38	6	14	-1	-29	4	0	0	0	67	9.0
5	Craig Muni (CHI)	73	2	8	10	28	62	0	1	2	39	5.1
(TOT)	82	12	14	31	66	0	1	2	0	0	45	4.4
43	Jason Dawe	32										

1996-97 REGULAR SEASON SCORES (40-30-12, 1st place - Northeast Division)

Oct. 4	@ Edmonton	3-4	L	Jan. 9	@ Los Angeles	3-6	L
Oct. 6	@ Calgary	0-3	L	Jan. 10	@ Anaheim	2-5	L
Oct. 9	@ Vancouver	2-1	W	Jan. 12	@ Phoenix	3-2*	W
Oct. 12	Detroit	1-6	L	Jan. 15	@ N.Y. Islanders	2-1	W
Oct. 15	Tampa Bay	0-1	L	Jan. 20	Chicago	2-1	W
Oct. 17	Pittsburgh	4-1	W	Jan. 22	Montreal	6-1	W
Oct. 18	@ Washington	4-1	W	Jan. 24	Edmonton	1-3	L
Oct. 24	Montreal	6-3	W	Jan. 25	Hartford	1-5	L
Oct. 26	Hartford	6-3	W	Jan. 29	Pittsburgh	3-1	W
Oct. 27	@ N.Y. Rangers	4-6	L	Jan. 31	Dallas	3-1	W
Oct. 30	@ Dallas	0-2	L	Feb. 2	Washington	2-2	T
Nov. 1	@ St. Louis	4-2	W	Feb. 4	@ Philadelphia	1-1	T
Nov. 2	@ Colorado	0-0	T	Feb. 6	Florida	1-1	T
Nov. 7	Philadelphia	2-5	L	Feb. 8	@ Tampa Bay	3-1	W
Nov. 9	@ Hartford	3-4*	L	Feb. 9	Ottawa	2-1	W
Nov. 11	Florida	3-2*	W	Feb. 12	Montreal	2-2	T
Nov. 12	@ Pittsburgh	3-0	W	Feb. 16	San Jose	6-2	W
Nov. 14	Colorado	5-4	W	Feb. 18	Los Angeles	5-5	T
Nov. 19	@ Toronto	3-4	L	Feb. 21	N.Y. Islanders	5-2	W
Nov. 21	Toronto	6-3	W	Feb. 23	Boston	5-1	W
Nov. 23	@ Boston	3-2*	W	Feb. 27	@ New Jersey	1-4	L
Nov. 26	@ Florida	3-1	L	Mar. 1	@ Ottawa	3-1	W
Nov. 27	@ Tampa Bay	3-0	W	Mar. 5	Pittsburgh	4-2	W
Nov. 29	Ottawa	3-0	W	Mar. 8	@ Montreal	3-3	T
Nov. 30	@ N.Y. Islanders	3-2	W	Mar. 9	New Jersey	1-4	L
Dec. 4	Vancouver	6-7*	L	Mar. 11	@ Philadelphia	3-2*	W
Dec. 6	Anaheim	1-1	T	Mar. 15	@ Philadelphia	7-5	W
Dec. 7	@ Hartford	4-6	L	Mar. 17	Boston	5-1	W
Dec. 11	@ Montreal	3-2*	W	Mar. 18	@ Pittsburgh	3-5	L
Dec. 13	N.Y. Rangers	0-3	L	Mar. 21	@ Washington	4-1	W
Dec. 14	@ Boston	4-0	W	Mar. 22	@ Florida	2-3	L
Dec. 18	Tampa Bay	5-3	W	Mar. 26	N.Y. Islanders	2-3*	L
Dec. 20	Los Angeles	6-2	W	Mar. 28	@ Detroit	1-2*	L
Dec. 21	@ Ottawa	3-2	W	Mar. 30	@ Chicago	2-3	L
Dec. 23	@ New Jersey	1-0	T	Apr. 1	@ N.Y. Rangers	1-1	T
Dec. 26	Hartford	5-1	W	Apr. 2	Ottawa	0-2	L
Dec. 28	@ Pittsburgh	0-2	L	Apr. 4	N.Y. Rangers	5-1	W
Dec. 31	New Jersey	6-5	W	Apr. 7	@ Hartford	2-4	L
Jan. 3	St. Louis	2-2	T	Apr. 10	@ Boston	5-1	W
Jan. 5	Phoenix	5-1	W	Apr. 12	@ Ottawa	0-1	L
Jan. 7	@ San Jose	1-1	T	Apr. 13	Washington	3-8	L

* - overtime decision ## - rescheduled from November 16
- rescheduled from March 16

REGULAR SEASON SCORING

NO.	PLAYER	GP	G	A	PIS	+/-	PIM	PP	SH	GW	GT	SHOTS	PCT.
26	Derek Plante	82	27	53	14	2	5	0	6	1	191	14.1	
19	Brian Holzinger	81	22	51	9	54	2	6	0	142	15.5		
28	Donald Audette	73	28	22	50	6	48	8	0	5	1	182	15.4
27	Michael Peca	79	20	49	26	80	5	6	4	0	137	14.6	
17	Jason Dawe	81	22	26	48	14	32	4	1	3	0	136	16.2
15	Dixon Ward	79	13	32	45	17	36	1	2	4	0	93	14.0
36	Matthew Barnaby	68	19	24	43	16	249	2	0	1	0	121	15.7
81	Minslav Satan (EDM)	64	17	11	28	4	22	5	0	2	0	90	18.9
(BUF) 12	8	2	10	1	4	2	0	1	0	0	0	29	27.6
(TOT) 76	25	13	38	3	26	7	0	3	0	0	0	119	21.0
3	Curry Calley	71	4	34	38	10	102	1	1	0	0	84	4.8
18	Michal Grossek	82	15	21	36	25	71	1	0	2	1	117	12.8
44	Alexei Zhitnik	80	7	28	35	10	95	3	1	0	1	170	4.1
12	Randy Burridge	55	10	21	31	17	20	1	3	0	0	85	11.8
42	Richard Smeelik	62	11	19	30	19	43	2	0	1	0	100	11.0
8	Darryl Shannon	82	4	19	23	23	112	1	0	1	0	94	4.3
4	Mike Wilson	77	2	9	11	13	51	0	0	0	0	57	3.5
32	Rob Ray	82	7	3	10	3	286	0	0	1	0	45	15.6
74	Jay McKee	43	1	9	10	3	35	0	0	0	0	29	3.4
16	Pat LaFontaine	13	2	6	8	8	4	1	0	0	0	38	5.3
38	Barrie Moore	31	2	6	8	1	18	1	0	0	0	42	4.8
6	Bob Boughner	77	1	7	8	12	225	0	0	0	0	34	2.9
37	Curry Brown	28	4	3	7	4	18	0	0	1	0	31	12.9
10	Brad May	42	3	4	7	8	106	1	0	1	0	75	4.0
93	Anatoli Semenov	25	2	4	6	3	2	0	0	1	0	21	9.5
76	Wayne Primeau	45	2	4	6	2	64	1	0	0	0	25	8.0
5	Ed Ronan	18	1	5	4	1	0	0	0	0	0	10	10.0
39	Dominik Hasek	67	0	3	3	0	30	0	0	0	0	0	0.0
22	Charlie Huddy	1	0	0	0	1	0	0	0	0	0	0	0.0
40	Rumun Ndur	2	0	0	0	1	2	0	0	0	0	0	0.0
30	Andrei Trefilov	3	0	0	0	0	0	0	0	0	0	0	0.0
25	Vaclav Varada	5	0	0	0	0	2	0	0	0	0	2	0.0
31	Steve Shields	13	0	0	0	0	4	0	0	0	0	0	0.0

NO.	GOALTENDER	GP	MIN	AVG	W	L	T	EN	SO	GA	SA	PCT.	A	PIM
39	Dominik Hasek	67	4037	2.27	37	20	10	3	5	153	2177	930	3	30
31	Steve Shields	13	789	2.97	3	8	2	0	39	417	913	0	4	0
30	Andrei Trefilov	3	159	3.77	0	2	0	0	1	0	98	398	0	0
TEAM TOTALS	82	5083	2.49	40	30	12	6	5	208	2728	924			

* - rookie

1997-98 REGULAR SEASON SCORES (36-29-17, 3rd place - Northeast Division)

Oct. 1	@ St. Louis	3-1	W	Jan. 8	@ Los Angeles	2-2	T
Oct. 3	@ Washington	2-6	L	Jan. 10	@ San Jose	2-5	L
Oct. 5	@ Tampa Bay	1-1	T	Jan. 14	@ Toronto	4-1	W
Oct. 7	Dallas	1-1	T	Jan. 15	Vancouver	6-2	W
Oct. 9	Washington	5-2	W	Jan. 20	@ Philadelphia	0-3	L
Oct. 11	@ New Jersey	2-3	L	Jan. 21	Carolina	2-1	W
Oct. 15	@ Carolina	3-3	T	Jan. 23	Tampa Bay	4-1	W
Oct. 17	Montreal	1-5	L	Jan. 27	St. Louis	3-3	T
Oct. 19	@ Chicago	2-5	L	Jan. 30	Phoenix	3-3	T
Oct. 22	Calgary	4-1	W	Feb. 1	@ Florida	5-2	W
Oct. 26	@ Phoenix	3-3	T	Feb. 2	@ Tampa Bay	7-3	W
Oct. 28	@ Colorado	2-3	L	Feb. 4	Boston	7-2	T
Oct. 31	@ Carolina	3-2*	W	Feb. 6	Pittsburgh	2-2	T
Nov. 1	@ Florida	4-3*	W	Feb. 7	@ Montreal	4-1	W
Nov. 6	Florida	2-4	L	Feb. 25	Toronto	2-2	T
Nov. 8	@ Pittsburgh	2-2	T	Feb. 26	@ Boston	1-1	T
Nov. 10	Edmonton	4-4	T	Mar. 1	@ Washington	3-0	W
Nov. 13	Washington	2-3	L	Mar. 2	@ N.Y. Rangers	1-0	W
Nov. 15	New Jersey	2-3	L	Mar. 6	N.Y. Islanders	2-4	L
Nov. 20	@ Boston	5-0	W	Mar. 7	@ Montreal	2-1	W
Nov. 22	N.Y. Islanders	6-1	W	Mar. 10	@ N.Y. Islanders	2-2	T
Nov. 24	@ Pittsburgh	1-5	L	Mar. 12	San Jose	3-1	W
Nov. 26	Philadelphia	1-3	L	Mar. 14	@ Pittsburgh	1-2	L
Nov. 28	N.Y. Rangers	3-3	T	Mar. 15	Pittsburgh	3-0	W
Dec. 1	@ Philadelphia	1-1	T	Mar. 17	Chicago	3-5	L
Dec. 3	Anaheim	4-0	W	Mar. 19	Florida	6-1	W
Dec. 5	Tampa Bay	4-0	W	Mar. 21	Boston	1-2	L
Dec. 6	@ Ottawa	0-5	L	Mar. 24	@ Calgary	2-0	W
Dec. 11	@ Boston	1-2	L	Mar. 26	@ Vancouver	5-2	W
Dec. 12	Carolina	3-2*	W	Mar. 27	@ Edmonton	1-0	W
Dec. 15	@ Dallas	4-8	L	Mar. 29	@ Detroit	2-4	L
Dec. 17	@ N.Y. Islanders	0-4	L	Apr. 1	Los Angeles	4-0	W
Dec. 19	Montreal	1-0	W	Apr. 3	Boston	5-4	W
Dec. 21	@ N.Y. Rangers	2-0	W	Apr. 5	Ottawa	0-1	L
Dec. 22	@ Detroit	1-1	T	Apr. 8	Carolina	3-1	W
Dec. 26	N.Y. Rangers	3-0	W	Apr. 10	Montreal	2-1	W
Dec. 27	@ Carolina	1-4	L	Apr. 11	@ Ottawa	4-4	T
Dec. 29	New Jersey	1-3	L	Apr. 13	Philadelphia	2-1	W
Dec. 31	Ottawa	3-0	W	Apr. 15	@ New Jersey	4-5*	L
Jan. 2	Colorado	2-2	T	Apr. 18	@ Montreal	3-3	T
Jan. 7	@ Anaheim	3-2	W	Apr. 19	Ottawa	1-2	L

* - overtime decision

REGULAR SEASON SCORING

NO.	PLAYER	GP	G	A	PIS	+/-	PIM	PP	SH	GW	GT	SHOTS	PCT.
81	Minslav Satan	79	22	24	54	0	6	1	0	4	0	139	15.8
44	Alexei Zhitnik	78	15	30	45	19	102	2	3	3	2	191	7.9
28	Donald Audette	75	21	20	41	10	59	10	0	5	1	198	12.1
27	Michael Peca	61	18	22	40	12	57	6	5	1	1	132	13.6
17	Jason Dawe (BUF)	68	19	17	36	10	36	4	1	3	1	115	16.5
(NYI) 13	2	6	0	0	0	0	0	0	0	0	0	19	5.3
(TOT) 81	20	19	39	8	42	4	1	3	1	3	1	134	14.9
19	Brian Holzinger	69	14	21	35	2	36	4	2	1	1	116	12.1
5	Jason Woolley	71	9	26	35	8	35	3	0	2	1	129	7.0
26	Derek Plante	72	13	21	34	8	26	5	0	1	0	150	8.7
18	Michal Grossek	67	10	20	30	9	60	2	0	1	0	114	8.8
80	Geoff Smeelik (CAR)	40	7	10	17	4	14	2	0	0	0	96	7.3
(VAN) 9	0	3	3	1	4	0	0	0	0	0	0	29	3.0
(BUF) 26	4	5	9	6	20	0	0	2	0	0	0	72	5.6
(TOT) 75	11	18	29	1	38	2	0	2	1	1	1	197	5.6
36	Matthew Barnaby	72	5	20	25	8	289	0	0	2	0	96	5.2
37	Curtis Brown	63	12	24	11	24	1	2	1	2	1	91	13.2
10	Brad May (BUF)	36	4	7	11	2	113	0	0	0	0	41	9.8
(VAN) 27	9	3	12	0	41	4	0	2	0	0	0	56	16.1
(TOT) 63	13	10	23	2	154	4	0	2	0	0	0	97	13.4
15	Dixon Ward	71	10	13	23	9	42	0	2	3	1	99	10.1
8	Darryl Shannon	76	3	19	22	26	56	1	0	1	0	85	3.5
42	Richard Smeelik	72	3	17	20	11	62	0	1	0	0	90	3.3
74	Jay McKee	56	1	13	14	1	42	0	0	0	0	55	1.8
22	Wayne Primeau	69	6	6	12	9	87	2	0	1	0	51	

ALL-TIME POWER-PLAY AND PENALTY-KILLING STATISTICS

Year	PPA	PPG	Pct.	Rank	SHS	PPGA	Pct.	Rank	SHGF	SHGA
1970-71	298	56	18.8	6	302	56	81.5	9	5	12
1971-72	308	57	18.5	8	281	56	80.1	8	1	7
1972-73	270	52	19.2	7	241	35	85.5	2	5	5
1973-74	256	48	18.5	8	237	42	82.3	3	5	12
1974-75	303	83	27.4	3	326	56	82.8	4	17	5
1975-76	287	73	25.4	5	304	51	83.2	5	6	8
1976-77	262	60	22.9	4	274	38	86.1	2	6	7
1977-78	234	52	22.2	7	218	31	85.8	1	7	3
1978-79	267	55	20.6	13	258	55	78.7	8	9	4
1979-80	275	67	24.4	T5	252	43	82.9	3	2	4
1980-81	310	73	23.5	10	268	44	83.6	1	9	10
1981-82	301	63	20.9	17	281	57	79.9	6	4	10
1982-83	311	67	21.5	16	274	48	82.5	2	12	9
1983-84	329	71	21.6	11	277	50	81.9	3	11	14
1984-85	322	76	23.6	T7	295	52	82.4	T1	9	5
1985-86	351	72	20.5	16	342	66	80.7	T5	12	14
1986-87	364	68	18.7	17	355	86	75.8	18	5	9
1987-88	464	80	17.2	18	439	95	78.1	15	8	13
1988-89	380	78	20.5	13	410	86	79.0	12	7	12
1989-90	358	79	22.1	9	351	58	83.5	1	7	7
1990-91	400	73	18.3	14	367	62	83.1	5	15	8
1991-92	466	105	22.5	1	424	91	78.5	17	8	11
1992-93	467	95	20.3	10	437	72	83.5	T2	13	17
1993-94	424	96	22.6	2	380	58	84.7	T1	21	8
1994-95	242	45	18.6	11	220	32	85.5	3	13	7
1995-96	477	76	15.9	T20	461	74	83.9	6	10	12
1996-97	326	43	13.2	26	364	59	83.8	13	16	4
1997-98	396	51	12.9	T19	413	65	84.3	18	15	12

PPA - Power-Play Attempts
 PPG - Power-Play Goals
 SHS - Short-Handed Situations
 Rank - Overall NHL Ranking
 PPGA - Power-Play Goals Against
 SHGF - Short-Handed Goals For
 SHGA - Short-Handed Goals Against

SABRES FACT

Dave Andreychuk became the first Sabre in history to lead the NHL in power-play goals when he had 28 in 1991-92.

REGULAR SEASON OVERTIME GOALS IN SABRES GAMES

Date	Opponent	Scorer	Score	Time
Oct. 26, 1983	@ Detroit	Steve Yzerman	6-5 Det	4:38
Nov. 16, 1983	@ Winnipeg	Mike Ramsey	6-5 Buf	0:17
Feb. 8, 1984	@ Pittsburgh	Dave Andreychuk	6-5 Buf	0:31
Feb. 17, 1984	Minnesota	Dave Andreychuk	5-4 Buf	1:31
Feb. 21, 1984	@ Philadelphia	Phil Housley	5-4 Buf	4:09
Mar. 11, 1984	Hartford	Mike Foligno	4-3 Buf	1:53
Oct. 13, 1984	@ Toronto	Jim Benning	4-3 Tor	2:41
Feb. 15, 1985	Montreal	Mats Naslund	4-3 Mtl	2:31
Mar. 24, 1985	Boston	Dave Reid	4-3 Bos	0:56
Nov. 30, 1985	@ Toronto	Steve Thomas	3-2 Tor	0:26
Jan. 17, 1986	Montreal	Gates Orlando	5-4 Buf	1:11
Mar. 11, 1986	@ St. Louis	Charlie Bourgeois	3-2 StL	2:04
Oct. 22, 1986	@ Pittsburgh	Randy Cunneynworth	5-4 Pit	2:30
Nov. 12, 1986	N.Y. Rangers	Walt Poddubny	2-1 NYR	2:01
Dec. 20, 1986	@ Toronto	Steve Thomas	5-4 Tor	4:55
Jan. 8, 1987	@ Minnesota	Brian Bellows	5-4 Min	1:05
Jan. 18, 1987	Edmonton	Scott Arniel	6-5 Buf	1:49
Feb. 14, 1988	Chicago	Steve Thomas	4-3 Chi	3:48
Oct. 9, 1988	@ Philadelphia	Ron Sutter	4-3 Phi	2:44
Nov. 13, 1988	Edmonton	Esa Tikkanen	5-4 Edm	3:25
Nov. 25, 1988	Chicago	Phil Housley	5-4 Buf	3:15
Dec. 3, 1988	@ Montreal	Guy Carbonneau	3-2 Mtl	4:22
Jan. 4, 1989	Hartford	Kevin Dineen	5-4 Hfd	3:19
Jan. 21, 1989	@ Boston	Pierre Turgeon	6-5 Buf	3:58
Oct. 27, 1989	Toronto	Pierre Turgeon	6-5 Buf	2:30
Dec. 7, 1989	@ Philadelphia	Ron Sutter	4-3 Phi	0:24
Dec. 29, 1989	Boston	Craig Janney	4-3 Bos	1:33
Feb. 20, 1990	@ Winnipeg	Mike Hartman	4-3 Buf	2:06
Mar. 14, 1990	Los Angeles	Bob Kudelski	6-5 LA	1:25
Mar. 18, 1990	Winnipeg	Phil Housley	4-3 Buf	2:03
Mar. 31, 1990	@ Pittsburgh	Uwe Krupp	3-2 Buf	1:00
Nov. 23, 1990	Edmonton	Benoit Hogue	3-2 Buf	0:34
Dec. 7, 1990	Hartford	Scott Young	4-3 Hfd	0:53
Dec. 18, 1990	@ Hartford	Dave Andreychuk	4-3 Buf	1:07
Feb. 6, 1991	St. Louis	Brett Hull	5-4 StL	4:15
Mar. 20, 1991	Montreal	Dave Andreychuk	3-2 Buf	1:14
Nov. 8, 1991	Philadelphia	Donald Audette	4-3 Buf	1:29
Nov. 29, 1991	N.Y. Rangers	Mark Messier	5-4 NYR	0:43
Jan. 23, 1992	@ Pittsburgh	Donald Audette	5-4 Buf	4:15
Mar. 28, 1992	@ Boston	Steve Heinze	4-3 Bos	3:59
Oct. 16, 1992	Tampa Bay	Bob Sweeney	5-4 Buf	2:30
Nov. 2, 1992	@ N.Y. Rangers	Darren Turcotte	7-6 NYR	0:58
Jan. 3, 1993	St. Louis	Brad May	6-5 Buf	1:20
Jan. 17, 1993	@ Edmonton	Zdeno Ciger	3-2 Edm	0:25
Jan. 19, 1993	@ Calgary	Yuri Khmylev	3-2 Buf	2:07
Jan. 26, 1993	@ Philadelphia	Bob Sweeney	4-3 Buf	2:23
Jan. 31, 1993	Edmonton	Kelly Buchberger	5-4 Edm	0:46
Apr. 13, 1993	Montreal	Brian Bellows	3-2 Mtl	3:50



Date	Opponent	Scorer	Score	Time
Dec. 2, 1993	@ Florida	Jesse Belanger	2-1 Fla	0:23
Dec. 26, 1993	@ NY Islanders	Benoit Hogue	4-3 NYI	2:28
Jan. 7, 1994	Pittsburgh	Ron Francis	4-3 Pit	4:54
Mar. 30, 1994	Tampa Bay	Brian Bradley	3-2 TB	3:52
Mar. 14, 1995	@ Florida	Yuri Khmylev	2-1 Buf	0:54
Mar. 18, 1995	@ Ottawa	Troy Murray	4-3 Ott	3:42
Dec. 22, 1995	Boston	Ted Donato	3-2 Bos	1:37
Jan. 13, 1996	@ Edmonton	Doug Weight	5-4 Edm	4:48
Jan. 30, 1996	@ NY Islanders	Mathieu Schneider	5-4 NYI	2:19
Feb. 7, 1996	Boston	Derek Plante	2-1 Buf	0:24
Feb. 17, 1996	@ Hartford	Geoff Sanderson	2-1 Hfd	1:49
Feb. 28, 1996	@ Ottawa	Derek Plante	3-2 Buf	4:36
Mar. 8, 1996	@ Anaheim	Paul Kariya	3-2 Ana	2:03
Mar. 29, 1996	Philadelphia	Bob Corkum	6-5 Phi	3:50
Nov. 9, 1996	@ Hartford	Curtis Leschyshyn	4-3 Hfd	4:55
Nov. 11, 1996	Florida	Donald Audette	3-2 Buf	4:01
Nov. 23, 1996	@ Boston	Michal Grosek	3-2 Buf	2:39
Dec. 4, 1996	Vancouver	Mike Sillinger	7-6 Van	3:38
Dec. 11, 1996	@ Montreal	Dixon Ward	3-2 Buf	2:42
Jan. 12, 1997	@ Phoenix	Jason Dawe	3-2 Buf	0:10
Mar. 11, 1997	Philadelphia	Michael Peca	3-2 Buf	0:42
Mar. 26, 1997	NY Islanders	Bryan Berard	3-2 NYI	1:00
Mar. 28, 1997	@ Detroit	Larry Murphy	2-1 Det	3:10
Oct. 31, 1997	@ Carolina	Jason Dawe	3-2 Buf	3:21
Nov. 1, 1997	@ Florida	Dixon Ward	4-3 Buf	1:14
Dec 12, 1997	Carolina	Matthew Barnaby	3-2 Buf	4:45
Apr. 15, 1998	@ New Jersey	Scott Stevens	5-4 NJ	4:38

All-Time Record in Overtime Decisions: 33-42

SABRES OVERTIME GOAL SCORERS

Dave Andreychuk - 4	Bob Sweeney - 2	Michal Grosek - 1	Michael Peca - 1
Donald Audette - 3	Pierre Turgeon - 2	Mike Hartman - 1	Mike Ramsey - 1
Phil Housley - 3	Dixon Ward - 2	Benoit Hogue - 1	
Jason Dawe - 2	Scott Arniel - 1	Uwe Krupp - 1	
Yuri Khmylev - 2	Matthew Barnaby - 1	Brad May - 1	
Derek Plante - 2	Mike Foligno - 1	Gates Orlando - 1	

REGULAR SEASON OT RECORD VS. EACH TEAM

RECORD VS.					
Anaheim	0-1-1	Florida	3-1-1	Phoenix***	4-0-2
Boston	3-4-17	Los Angeles	0-1-6	Pittsburgh	3-2-9
Calgary	1-0-4	Montreal	3-3-14	St. Louis	1-2-3
Carolina#	4-4-12	New Jersey	0-1-8	San Jose	0-0-2
Chicago	1-1-0	N.Y. Islanders	0-3-7	Tampa Bay	1-1-2
Colorado*	0-0-16	N.Y. Rangers	0-3-8	Toronto	1-3-6
Dallas**	1-1-5	Ottawa	1-1-3	Vancouver	0-1-4
Detroit	0-2-6	Philadelphia	4-3-5	Washington	0-0-8
Edmonton	2-4-5				

Sabres Career Overtime Record: 33-42-154

* - includes games as Quebec Nordiques

** - includes games as Minnesota North Stars

*** - includes games as Winnipeg Jets

- includes games as Hartford Whalers

SABRES HAT TRICKS

SEASON	NO.	PLAYER	OPPONENT	SABRES		DATE	PLACE	GOALIE(S)
				SCORE	SCORE			
1970-71 (6)	1.	Gil Perreault	California	4-2 W	1-29-71	California	Gary Smith	
	2.	Eddie Shack	Los Angeles	5-2 W	2-4-71	Buffalo	Denis DeJordy	
	3.	Gerry Meehan	Detroit	5-6 L	2-20-71	Detroit	Jim Rutherford	
	4.	Steve Atkinson	Minnesota	5-2 W	2-28-71	Buffalo	Lorne Worsley (2) Gilles Gilbert (1)	
1971-72 (3)	5.	Eddie Shack (2)	Boston	7-5 W	3-21-71	Boston	Ed Johnston	
	6.	Eddie Shack (3)	Pittsburgh	6-4 W	3-31-71	Pittsburgh	Cam Newton	
	7.	Rick Martin	Vancouver	4-4 T	10-30-71	Vancouver	George Gardner	
1972-73 (4)	# 8.	Craig Ramsay	Minnesota	3-1 W	12-5-71	Buffalo	Cesare Maniago	
	9.	Rick Martin (2)	California	4-4 T	1-2-72	Buffalo	Gilles Meloche	
	*10.	Rick Martin (3)	Atlanta	7-2 W	10-22-72	Buffalo	Phil Myre	
1973-74 (6)	11.	Rene Robert	Minnesota	6-8 L	12-2-72	Minnesota	Gilles Gilbert	
	12.	Gerry Meehan (2)	Minnesota	6-8 L	12-2-72	Minnesota	Gilles Gilbert	
	13.	Gerry Meehan (3)	Chicago	8-2 W	12-28-72	Buffalo	Gary Smith	
1974-75 (8)	14.	Rick Martin (4)	California	3-2 W	10-31-73	Buffalo	Mary Edwards	
	15.	Rick Dudley	N.Y. Rangers	8-4 W	12-6-73	Buffalo	Ed Giacomin (2) Gilles Villemure (1)	
	16.	Jim Lorentz	Detroit	6-5 W	12-31-73	Detroit	Bill McKenzic	
1975-76 (14)	17.	Rick Martin (5)	Pittsburgh	6-1 W	1-3-74	Buffalo	Jim Rutherford	
	18.	Rick Martin (6)	Minnesota	5-2 W	3-17-74	Buffalo	Gump Worsley	
	19.	Rick Martin (7)	St. Louis	5-2 W	4-7-74	Buffalo	Wayne Stephenson	
1976-77 (7)	20.	Gil Perreault (2)	Boston	9-5 W	10-10-74	Buffalo	Gilles Gilbert	
	21.	Rene Robert (2)	Montreal	8-6 W	11-13-74	Montreal	Ken Dryden	
	*22.	Rick Martin (8)	Washington	5-3 W	12-3-74	Washington	John Adams	
1977-78 (7)	23.	Gil Perreault (3)	Washington	9-2 W	12-5-74	Buffalo	John Adams	
	# 24.	Don Luce	Washington	4-0 W	12-22-74	Washington	Ron Low	
	25.	Craig Ramsay (2)	Washington	9-4 W	2-21-75	Washington	Ron Low	
1978-79 (6)	26.	Rick Martin (9)	Toronto	11-3 W	3-16-75	Toronto	Gord McRae (2) Doug Favell (1)	
	27.	Gil Perreault (4)	Toronto	11-3 W	3-16-75	Toronto	Gord McRae (2) Doug Favell (1)	
	28.	Danny Gare	Toronto	8-3 W	10-12-75	Buffalo	Wayne Thomas	
1979-80 (7)	29.	Rick Martin (10)	Washington	5-4 W	10-19-75	Buffalo	Ron Low	
	# 30.	Rick Martin (11)	N.Y. Rangers	9-1 W	10-22-75	Buffalo	John Davidson	
	31.	Rick Martin (12)	Minnesota	5-2 W	12-18-75	Buffalo	Pete LoPresti (2) Cesare Maniago (1)	
1980-81 (8)	*32.	Rick Martin (13)	Washington	14-2 W	12-21-75	Buffalo	Ron Low (3) Bernie Wolfe (1)	
	33.	Fred Stanfield	Washington	14-2 W	12-21-75	Buffalo	Ron Low (2) Bernie Wolfe (1)	
	34.	Rick Martin (14)	Montreal	4-2 W	1-5-76	Montreal	Ken Dryden	
1981-82 (9)	35.	Gil Perreault (5)	Vancouver	8-5 W	1-8-76	Buffalo	Gary Smith	
	36.	Danny Gare (2)	California	9-5 W	2-1-76	California	Gary Simmons	
	37.	Rick Martin (15)	Chicago	6-3 W	3-4-76	Buffalo	Tony Esposito	
1982-83 (10)	38.	Gil Perreault (6)	Minnesota	8-2 W	3-14-76	Minnesota	Paul Harrison	
	39.	Jim Lorentz (2)	Minnesota	8-2 W	3-14-76	Minnesota	Paul Harrison	
	40.	Rick Martin (16)	Toronto	4-2 W	3-27-76	Toronto	Wayne Thomas	
1983-84 (11)	41.	Danny Gare (3)	Toronto	5-2 W	4-4-76	Buffalo	Gord McRae	
	42.	Rick Martin (17)	Vancouver	4-4 T	11-24-76	Buffalo	Cesare Maniago	
	43.	Rick Martin (18)	N.Y. Rangers	7-2 W	12-16-76	Buffalo	Gilles Gratton	
1984-85 (12)	# 44.	Andre Savard	Cleveland	7-4 W	1-9-77	Buffalo	Gilles Meloche	
	45.	Rene Robert (3)	Minnesota	6-2 W	2-13-77	Buffalo	Pete LoPresti	
	# 46.	Rene Robert (4)	Toronto	7-2 W	2-14-77	Buffalo	Wayne Thomas	
1985-86 (13)	47.	Jim Lorentz (3)	Chicago	6-3 W	3-2-77	Buffalo	Tony Esposito	
	48.	Rene Robert (5)	St. Louis	7-3 W	4-3-77	Buffalo	Ed Staniowski	
	49.	Danny Gare (4)	Colorado	7-5 W	10-20-77	Buffalo	Michel Plasse	
1986-87 (14)	50.	Craig Ramsay (3)	Colorado	7-5 W	10-20-77	Buffalo	Michel Plasse (2) Doug Favell (1)	
	51.	Gil Perreault (7)	St. Louis	7-4 W	11-6-77	Buffalo	Ed Staniowski (2) Empty Net (1)	
	52.	Gil Perreault (8)	Washington	7-6 W	11-19-77	Washington	Bernie Wolfe	
1987-88 (15)	53.	Gil Perreault (9)	Los Angeles	7-3 W	12-15-77	Los Angeles	Rogie Vachon	
	54.	Gil Perreault (10)	Cleveland	3-6 L	1-12-78	Cleveland	Gary Edwards	
	55.	Danny Gare (5)	Cleveland	13-3 W	2-25-78	Cleveland	Gilles Meloche (2) Gary Edwards (1)	
1988-89 (16)	56.	Rick Martin (19)	St. Louis	7-7 T	10-28-78	St. Louis	Doug Grant (1) Phil Myre (2)	
	57.	Jerry Korab	Minnesota	9-2 W	11-19-78	Buffalo	Gary Edwards (1) Pete LoPresti (2)	
	58.	Andre Savard (2)	Minnesota	9-2 W	11-19-78	Buffalo	Pete LoPresti	
1989-90 (17)	59.	Rick Martin (20)	Boston	9-2 W	3-28-79	Boston	Jim Pettie	
	60.	Danny Gare (6)	Boston	9-3 W	4-5-79	Boston	Gerry Cheevers (2) Jim Pettie (1)	
	61.	Jacques Richard	Colorado	5-5 T	4-8-79	Buffalo	Bill Oleschuk	



1979-80 (3)	62.	Danny Gare (7)	Winnipeg	6-2 W	12-31-79	Buffalo	Lindsay Middlebrook
	63.	Danny Gare (8)	Pittsburgh	9-0 W	2-7-80	Buffalo	Ed Millen
	*64.	Rick Martin (21)	St. Louis	9-4 W	3-9-80	Buffalo	Eg Staniewski
1980-81 (9)	65.	Danny Gare (9)	Winnipeg	7-4 W	10-22-80	Buffalo	Markus Mattsson
	66.	Rick Dudley (2)	Pittsburgh	10-1 W	12-7-80	Buffalo	Greg Millen (1)
	67.	Gil Perreault (11)	Quebec	6-5 W	1-21-81	Quebec	Rob Holland (2)
	68.	Andre Savard (3)	Detroit	7-3 W	2-6-81	Buffalo	Michel Plasse
	69.	Ric Sciling	Washington	6-3 W	2-12-81	Buffalo	Gilles Gilbert
	70.	Danny Gare (10)	Philadelphia	8-4 W	3-8-81	Buffalo	Dave Parro (2)
	71.	Jim Schoenfeld	Winnipeg	5-2 W	3-13-81	Winnipeg	Empty Net (1)
	72.	Gil Perreault (12)	Toronto	14-4 W	3-19-81	Buffalo	Pete Peeters
	73.	Andre Savard (4)	Toronto	14-4 W	3-19-81	Buffalo	Michel Dion
							Michel Larocque
							Michel Larocque (2)
							Jiri Crha (1)
1981-82 (8)	74.	Tony McKegney	Toronto	6-2 W	10-23-81	Buffalo	Michel Larocque
	# 75.	John Van Boxmeer	N.Y. Islanders	6-2 W	11-7-81	New York	Billy Smith
	76.	Lindy Ruff	N.Y. Islanders	5-2 W	11-29-81	Buffalo	Billy Smith
	77.	Tony McKegney (2)	Colorado	7-1 W	12-9-81	Buffalo	Glenn Resch
	78.	Gil Perreault (13)	Detroit	4-2 W	12-12-81	Detroit	Bob Saue
	79.	Yvon Lambert	Toronto	8-2 W	1-15-82	Buffalo	Michel Larocque
	80.	Mike Foligno	Colorado	6-2 W	2-21-82	Buffalo	Glenn Resch
	81.	Gil Perreault (14)	Edmonton	3-6 L	2-24-82	Buffalo	Grant Fuhr
1982-83 (4)	82.	Gil Perreault (15)	Washington	9-2 W	10-16-82	Washington	Dave Parro (1)
							Pat Riggan (2)
	83.	Phil Housley	Winnipeg	5-2 W	1-23-83	Buffalo	Brian Hayward
	# 84.	Paul Cyr	Boston	3-2 W	3-3-83	Boston	Pete Peeters
	85.	Hannu Virta	Montreal	6-4 W	3-19-83	Montreal	Rick Wamsley
1983-84 (6)	86.	Gilles Hamel	Winnipeg	5-2 W	10-23-83	Buffalo	Brian Hayward
	87.	Mike Foligno (2)	Calgary	11-2 W	11-13-83	Buffalo	Rejean Lemelin
	88.	Gil Perreault (16)	Calgary	11-2 W	11-13-83	Buffalo	Rejean Lemelin
	89.	Real Cloutier	Quebec	8-5 W	12-29-83	Buffalo	Brian Ford
	90.	Real Cloutier (2)	Winnipeg	9-4 W	1-4-84	Buffalo	Brian Hayward
	91.	John Tucker	Toronto	4-2 W	4-1-84	Buffalo	Bruce Dowie
1984-85 (3)	92.	Mike Foligno (3)	Quebec	5-4 W	10-19-84	Buffalo	Daniel Bouchard
	93.	Sean McKenna	Boston	3-3 T	12-5-84	Buffalo	Pete Peeters
	# 94.	Gil Perreault (17)	Calgary	6-1 W	2-9-85	Calgary	Rejean Lemelin (2)
							Don Edwards (1)
1985-86 (4)	# 95.	Gil Perreault (18)	Quebec	7-5 W	11-22-85	Buffalo	Mario Gosselin (2)
							Empty Net (1)
	*96.	Lindy Ruff (2)	Quebec	6-2 W	12-15-85	Buffalo	Clint Malarchuk
	97.	Mike Foligno (4)	N.Y. Islanders	4-3 W	12-29-85	Buffalo	Billy Smith
	*98.	Dave Andreychuk	Boston	8-6 W	2-6-86	Boston	Pat Riggan (1)
							Doug Keans (4)
1986-87 (1)	99.	Wilf Paiement	St. Louis	4-3 W	2-26-87	Buffalo	Rick Wamsley
1987-88 (6)	100.	Dave Andreychuk (2)	Quebec	6-3 W	12-3-87	Buffalo	Mario Brunetta
	101.	Dave Andreychuk (3)	Montreal	6-5 W	1-6-88	Montreal	Brian Hayward
	102.	Phil Housley (2)	New Jersey	7-3 W	1-22-88	Buffalo	Alain Chevrier
	103.	Dave Andreychuk (4)	N.Y. Islanders	4-6 L	2-6-88	N.Y. Islanders	Billy Smith
	104.	Ray Sheppard	Quebec	5-6 L	2-21-88	Buffalo	Mario Gosselin
	105.	Ray Sheppard (2)	Vancouver	7-5 W	3-13-88	Vancouver	Steve Weeks
1988-89 (3)	106.	Dave Andreychuk (5)	Pittsburgh	8-5 W	10-12-88	Buffalo	Wendell Young
	107.	Adam Creighton	N.Y. Rangers	6-4 W	11-2-88	Buffalo	Bob Froese
	108.	Mike Foligno (5)	Hartford	5-3 W	1-31-89	Hartford	Peter Sidorkiewicz
1989-90 (2)	109.	Pierre Turgeon	New Jersey	6-4 W	12-1-89	Buffalo	Chris Terreri (2)
							Sean Burke (1)
							Tim Cheveldae
	110.	Dave Andreychuk (6)	Detroit	6-5 W	3-27-90	Detroit	Peter Sidorkiewicz
1990-91 (3)	111.	Pierre Turgeon (2)	Hartford	5-0 W	10-28-90	Buffalo	Bob Essensa (2)
	112.	Dale Hawerchuk	Winnipeg	6-2 W	3-13-91	Winnipeg	Empty Net (1)
							Don Beaupre
	113.	Alexander Mogilny	Washington	5-2 W	3-31-91	Buffalo	Don Beaupre
1991-92 (9)	114.	Pat LaFontaine	San Jose	7-1 W	11-12-91	San Jose	Arturs Irbe (1)
							Jeff Hackett (2)
	115.	Dave Andreychuk (7)	Boston	4-7 L	11-23-91	Boston	Matt Delguidice
	116.	Tony Tanti	Edmonton	4-4 T	12-20-91	Buffalo	Bill Ranford
	# 117.	Alexander Mogilny (2)	N.Y. Islanders	5-2 W	1-3-92	Buffalo	Glenn Healy (2)
							Steve Weeks (1)
	118.	Pat LaFontaine (2)	Edmonton	8-2 W	1-10-92	Buffalo	Bill Ranford
	119.	Pat LaFontaine (3)	Montreal	4-3 W	1-25-92	Montreal	Patrick Roy
	120.	Dale Hawerchuk (2)	San Jose	7-6 W	2-14-92	Buffalo	Jarmo Myllys
	121.	Pat LaFontaine (4)	New Jersey	5-4 W	3-6-92	Buffalo	Craig Billington
	*122.	Dave Andreychuk (8)	Los Angeles	8-2 W	3-19-92	Los Angeles	Kelly Hrudey (3)
							Steve Weeks (1)
1992-93 (10)	123.	Alexander Mogilny (3)	Quebec	4-5 L	10-8-92	Buffalo	Ron Hextall
	*124.	Dave Andreychuk (9)	Hartford	8-2 W	11-13-92	Buffalo	Sean Burke (3)
							Frank Pietrangelo (1)
	125.	Alexander Mogilny (4)	Boston	5-2 W	12-9-92	Buffalo	Andy Moog

# 126.	Alexander Mogilny (5)	Washington	4-1 W	12-23-92	Buffalo	Don Beaupre	
127.	Alexander Mogilny (6)	N.Y. Rangers	11-6 W	12-31-92	Buffalo	John Vanbiesbrouck (2)	
						Mike Richter (1)	
	128.	Yuri Khmylev	N.Y. Rangers	11-6 W	12-31-92	Buffalo	Mike Richter
	129.	Alexander Mogilny (7)	Ottawa	7-2 W	1-2-93	Ottawa	Daniel Berthiaume
	130.	Pat LaFontaine (5)	Calgary	5-3 W	1-10-93	Buffalo	Mike Vernon
	# *131.	Alexander Mogilny (8)	Winnipeg	6-2 W	2-10-93	Winnipeg	Bob Essensa
	*132.	Alexander Mogilny (9)	Detroit	10-7 W	2-24-93	Buffalo	Tim Cheveldae
1993-94 (2)	133.	Alexander Mogilny (10)	Winnipeg	6-0 W	11-19-93	Buffalo	Bob Essensa (2)
							Stefan Beauvergard (1)
	# 134.	Derek Plante	Tampa Bay	3-0 W	12-1-93	Tampa Bay	Daren Poppa
1994-95 (1)	135.	Donald Audette	Ottawa	7-0 W	3-30-95	Buffalo	Craig Billington
1995-96 (3)	136.	Donald Audette (2)	San Jose	7-2 W	11-8-95	Buffalo	Wade Flaherty
	137.	Jason Dawe	Montreal	7-6 W	1-6-96	Montreal	Jocelyn Thibault
	138.	Pat LaFontaine (6)	Florida	6-1 W	2-25-96	Buffalo	John Vanbiesbrouck
1996-97 (2)	139.	Michal Grosseck	Vancouver	6-7 L	12-4-96	Buffalo	Mike Fountain
	140.	Miroslav Satan	N.Y. Rangers	5-1 W	4-4-97	Buffalo	Glenn Healy
1997-98 (2)	# 141.	Jason Dawe (2)	Edmonton	4-4 T	11-10-97	Buffalo	Curtis Joseph
	# 142.	Miroslav Satan (2)	Washington	3-0 W	3-1-98	Washington	Olaf Kolzig (2)
							Empty Net (1)

SABRE HAT TRICK LEADERS

Rick Martin (21), Gil Perreault (18), Danny Gare (10), Alexander Mogilny (10), Dave Andreychuk (9), Pat LaFontaine (6), Rene Robert (5), Mike Foligno (5), Andre Savard (4), Eddie Shack (3), Gerry Meehan (3), Jim Lorentz (3), Craig Ramsay (3)

* - indicates 4-goal game.

** - indicates 5-goal game.

- indicates three consecutive and uninterrupted goals (true or natural hat trick). Note: Alexander Mogilny's first three scores of a four-goal game at Winnipeg on 2-10-93 (6-2 W) were consecutive and uninterrupted.

Note: Figure in brackets for scorer indicates accumulative total with the Sabres.

HAT TRICKS AGAINST THE SABRES

SEASON	NO.	PLAYER	OPPONENT	SABRES SCORE	DATE	PLACE	GOALIE(S)
1970-71 (3)	1.	Dave Balon	N.Y. Rangers	2-7 L	12-22-70	Buffalo	Roger Crozier
	*2.	Rosaire Paiement	Vancouver	3-6 L	2-9-71	Vancouver	Roger Crozier
	3.	Garry Unger	St. Louis	0-9 L	3-13-71	St. Louis	Joe Daley
1971-72 (4)	4.	Bill Goldsworthy	Minnesota	1-5 L	10-23-71	Minnesota	Dave Dryden
	5.	Nick Libett	Detroit	1-3 L	1-27-72	Buffalo	Roger Crozier (2)
							Empty Net (1)
	6.	Darryl Sittler	Toronto	1-4 L	2-19-72	Toronto	Roger Crozier
	7.	Jim Johnston	California	3-6 L	3-8-72	California	Dave Dryden (1)
							Roger Crozier (2)
1972-73 (6)	*8.	Bob Schmautz	Vancouver	5-9 L	11-19-72	Vancouver	Dave Dryden
	9.	Pete Stenkowski	N.Y. Rangers	2-4 L	1-11-73	Buffalo	Dave Dryden
	*10.	Phil Esposito	Boston	0-6 L	1-14-73	Boston	Dave Dryden
	11.	Bill Flett	Philadelphia	3-4 L	1-21-73	Buffalo	Dave Dryden
	12.	Keith McCreary	Atlanta	5-8 L	1-28-73	Buffalo	Roger Crozier
	13.	Rey Comeau	Atlanta	5-8 L	1-28-73	Buffalo	Roger Crozier
1973-74 (2)	14.	Yvan Cournoyer	Montreal	1-7 L	12-22-73	Montreal	Roger Crozier
	15.	Billy Harris	N.Y. Islanders	4-3 W	3-3-74	Buffalo	Dave Dryden
1974-75 (3)	16.	Bob Nevin	Los Angeles	1-4 L	10-13-74	Buffalo	Gary Bromley
	17.	Don Kozak	Los Angeles	2-7 L	10-24-74	Los Angeles	Gary Bromley
	18.	Guy Lapointe	Montreal	8-6 W	11-13-74	Montreal	Gary Bromley
1975-76 (3)	19.	Larry Romanchych	Atlanta	4-7 L	12-14-75	Buffalo	Gerry Desjardins
	20.	Butch Goring	Los Angeles	6-9 L	1-1-76	Buffalo	Gerry Desjardins
	21.	Rick Kehoe	Pittsburgh	7-6 W	3-10-76	Pittsburgh	Al Smith
1976-77 (2)	22.	Bernie Federko	St. Louis	5-6 L	2-5-77	St. Louis	Gerry Desjardins
	23.	Marcel Dionne	Los Angeles	1-5 L	2-27-77	Buffalo	Don Edwards (2)
							Bob Sauve (1)
1977-78 (0)		None					
1978-79 (3)	24.	Guy Lafleur	Montreal	1-8 L	12-2-78	Montreal	Bob Sauve
	25.	Wayne Cashman	Boston	3-7 L	12-31-78	Buffalo	Don Edwards
	26.	Lanny McDonald	Toronto	3-6 L	4-1-79	Buffalo	Don Edwards
1979-80 (2)	27.	Blaine Stoughton	Hartford	3-5 L	11-21-79	Hartford	Don Edwards
	28.	Bernie Federko (2)	St. Louis	2-3 L	2-9-80	St. Louis	Don Edwards
1980-81 (3)	*29.	Mark Napier	Montreal	5-6 L	12-3-80	Buffalo	Bob Sauve
	30.	Dan Labraaten	Calgary	4-4 T	2-14-81	Calgary	Don Edwards
	31.	Dwight Foster	Boston	4-6 L	3-1-81	Boston	Don Edwards
1981-82 (2)	32.	Stan Smyl	Vancouver	3-4 L	1-27-82	Vancouver	Don Edwards
	33.	Wayne Gretzky	Edmonton	3-6 L	2-24-82	Buffalo	Don Edwards



1982-83 (5)	34. Peter Stastny	Quebec	4-6 L	10-6-82	Buffalo	Bob Sauve
	35. Peter Stastny (2)	Quebec	4-6 L	10-9-82	Quebec	Bob Sauve
	36. John Paul Kelly	Los Angeles	2-7 L	2-10-83	Los Angeles	Jacques Cloutier
	37. Tim Young	Minnesota	1-5 L	3-8-83	Minnesota	Phil Myre
	38. Darcy Rota	Vancouver	3-8 L	3-12-83	Vancouver	Phil Myre
1983-84 (2)	39. Anton Stastny	Quebec	2-9 L	10-8-83	Quebec	Bob Sauve
	40. Wayne Babych	St. Louis	2-8 L	12-6-83	St. Louis	Bob Sauve
1984-85 (0)	None					
1985-86 (3)	41. Paul Lawless	Hartford	4-6 L	12-13-85	Buffalo	Tom Barrasso
	42. Steve Kasper	Boston	6-6 T	12-31-85	Buffalo	Tom Barrasso
	43. Steve Larmer	Chicago	7-6 W	3-12-86	Chicago	Tom Barrasso
1986-87 (6)	*44. Wendel Clark	Toronto	5-5 T	10-11-86	Toronto	Daren Pappa
	45. Mario Lemieux	Pittsburgh	3-7 L	10-17-86	Buffalo	Tom Barrasso
	46. Michel Goulet	Quebec	1-6 L	11-21-86	Buffalo	Jacques Cloutier
	47. Brent Ashton	Quebec	0-7 L	12-13-86	Quebec	Tom Barrasso (2) Jacques Cloutier (1)
	48. Peter Zezel	Philadelphia	4-7 L	1-28-87	Buffalo	Jacques Cloutier
	49. Tony McKegney	N.Y. Rangers	3-6 L	2-24-87	Buffalo	Tom Barrasso (2) Empty Net (1)
1987-88 (10)	50. Ron Francis	Hartford	1-9 L	11-18-87	Hartford	Daren Pappa (2) Jacques Cloutier (1)
	51. Bob Carpenter	Los Angeles	5-8 L	11-22-87	Buffalo	Daren Pappa (1) Jacques Cloutier (2)
	52. Bernie Nicholls	Los Angeles	5-8 L	11-22-87	Buffalo	Daren Pappa (2) Empty Net (1)
	*53. Joe Nieuwendyk	Calgary	1-7 L	12-13-87	Buffalo	Daren Pappa
	54. Cam Neely	Boston	1-5 L	1-16-88	Boston	Tom Barrasso
	55. Peter Stastny (3)	Quebec	5-6 L	2-21-88	Buffalo	Tom Barrasso
	56. Hakan Loob	Calgary	4-10 L	3-12-88	Calgary	Tom Barrasso (2) Jacques Cloutier (1)
	57. Tony Tanti	Vancouver	7-5 W	3-13-88	Vancouver	Tom Barrasso
	58. Geoff Courtinall	Edmonton	4-6 L	3-15-88	Edmonton	Jacques Cloutier
	59. Stephane Richer	Montreal	4-9 L	4-2-88	Montreal	Daren Pappa
1988-89 (4)	60. Joe Mullen	Calgary	0-9 L	11-5-88	Calgary	Tom Barrasso (1) Daren Pappa (2)
	61. Trevor Linden	Vancouver	2-4 L	11-22-88	Vancouver	Daren Pappa (2) Empty Net (1)
	62. Wayne Gretzky (2)	Los Angeles	3-5 L	2-4-89	Los Angeles	Darcy Wakaluk (2) Empty Net (1)
	63. Mario Lemieux (2)	Pittsburgh	3-7 L	2-14-89	Pittsburgh	Jacques Cloutier
1989-90 (2)	64. Pat LaFontaine	N.Y. Islanders	2-4 L	12-31-89	Buffalo	Daren Pappa
	65. Vincent Damphousse	Toronto	3-4 L	3-16-90	Buffalo	Daren Pappa
1990-91 (1)	66. Bryan Fogarty	Quebec	2-4 L	12-1-90	Quebec	Clint Malarchuk
1991-92 (5)	67. Owen Nolan	Quebec	5-4 W	10-12-91	Quebec	Daren Pappa
	68. Murray Craven	Hartford	6-6 T	12-7-91	Hartford	Clint Malarchuk
	69. Steve Yzerman	Detroit	4-4 T	1-29-92	Detroit	Daren Pappa
	70. Kevin Miller	Detroit	4-9 L	2-12-92	Buffalo	Daren Pappa
	*71. Joe Sakic	Quebec	3-7 L	4-14-92	Quebec	Clint Malarchuk
1992-93 (5)	72. Joe Juneau	Boston	2-5 L	1-12-93	Boston	Daren Pappa
	73. Sergei Nemchinov	N.Y. Rangers	6-4 W	1-29-93	Buffalo	Tom Draper
	74. Kelly Buchberger	Edmonton	4-5 L	1-31-93	Buffalo	Tom Draper
	*75. Brian Bellows	Montreal	4-8 L	2-27-93	Montreal	Grant Fuhr
	76. Kevin Dineen	Philadelphia	4-7 L	4-15-93	Buffalo	Grant Fuhr (1) Dominik Hasek (2)
1993-94 (1)	77. Shawn Burr	Detroit	4-6 L	10-18-93	Buffalo	Grant Fuhr
1994-95 (0)	None					
1995-96 (4)	78. Pierre Turgeon	Montreal	7-6 W	1-6-96	Montreal	John Blue (2) Martin Biron (1)
	79. Gary Roberts	Calgary	1-3 L	1-12-96	Calgary	Dominik Hasek
	80. Russ Courtinall	Vancouver	2-5 L	3-6-96	Vancouver	Dominik Hasek
	*81. Peter Bondra	Washington	1-5 L	4-3-96	Buffalo	Andrei Trefilov
1996-97 (4)	82. Ray Sheppard	Florida	3-4 L	11-26-96	Florida	Andrei Trefilov (2) Dominik Hasek (1)
	83. Bill Guerin	New Jersey	6-5 W	12-31-96	Buffalo	Dominik Hasek
	84. Paul Kariya	Anaheim	2-5 L	1-10-97	Anaheim	Dominik Hasek
	*85. Jaroslav Svejtkovsky	Washington	3-8 L	4-13-97	Buffalo	Dominik Hasek Steve Shields
1997-98 (0)	None					

OPPONENT HAT TRICK LEADERS

Peter Stastny (3), Bernie Federko (2), Wayne Gretzky (2), Mario Lemieux (2)

* - indicates 4-goal game.

Note: Figure in brackets for scorer indicates accumulative total against the Sabres.

SABRES SHUTOUTS

SEASON	NO.	GOALTENDER	OPPONENT	SCORE	DATE	PLACE	SAVES
1970-71 (3)	1.	Roger Crozier	Minnesota	1-0	12-6-70	Buffalo	24
	2.	Joe Daley	California	3-0	2-12-71	Buffalo	26
	3.	Dave Dryden	Minnesota	5-0	3-14-71	Minnesota	35
1971-72 (2)	4.	Roger Crozier (2)	Los Angeles	2-0	12-2-71	Buffalo	31
	5.	Roger Crozier (3)	Vancouver	1-0	1-20-72	Buffalo	29
1972-73 (6)	6.	Roger Crozier (4)	Vancouver	6-0	10-19-72	Buffalo	31
	7.	Roger Crozier (5)	California	0-0	11-9-72	Buffalo	23
	8.	Roger Crozier (6)	Pittsburgh	1-0	11-12-72	Buffalo	18
	9.	Dave Dryden (2)	Toronto	4-0	12-17-72	Buffalo	21
	10.	Dave Dryden (3)	Philadelphia	2-0	1-7-73	Buffalo	35
	11.	Dave Dryden (4)	California	4-0	2-8-73	Buffalo	24
1973-74 (1)	12.	Dave Dryden (5)	St. Louis	1-0	1-13-74	Buffalo	18
1974-75 (7)	13.	Gary Bromley	St. Louis	2-0	10-26-74	St. Louis	21
	14.	Roger Crozier (7)	Atlanta	4-0	11-17-74	Buffalo	25
	15.	Gary Bromley (2)	Minnesota	5-0	12-8-74	Buffalo	14
	16.	Gary Bromley (3)	Washington	4-0	12-22-74	Washington	26
	17.	Roger Crozier (8)	California	4-0	1-15-75	California	26
	18.	Gary Bromley (4)	Kansas City	5-0	1-19-75	Buffalo	20
	19.	Roger Crozier (9)	Los Angeles	5-0	2-27-75	Buffalo	21
1975-76 (3)	20.	Roger Crozier (10)	Detroit	4-0	10-9-75	Buffalo	18
	21.	Gerry Desjardins	Boston	4-0	11-5-75	Buffalo	16
	22.	Gerry Desjardins (2)	Pittsburgh	6-0	1-11-76	Buffalo	28
1976-77 (5)	23.	Gerry Desjardins (3)	Vancouver	4-0	10-20-76	Buffalo	29
	24.	Gerry Desjardins (4)	St. Louis	5-0	11-10-76	Buffalo	38
	25.	Gerry Desjardins (5)	Colorado	3-0	1-16-77	Buffalo	21
	26.	Don Edwards	Chicago	3-0	2-16-77	Buffalo	23
	27.	Don Edwards (2)	Philadelphia	2-0	2-24-77	Buffalo	25
1977-78 (5)	28.	Don Edwards (3)	Montreal	4-0	10-30-77	Montreal	34
	29.	Don Edwards (4)	Vancouver	3-0	12-11-77	Buffalo	19
	30.	Don Edwards (5)	N.Y. Rangers	2-0	2-9-78	Buffalo	25
	31.	Don Edwards (6)	Los Angeles	5-0	2-16-78	Buffalo	29
	32.	Don Edwards (7)	Philadelphia	4-0	2-23-78	Buffalo	20
1978-79 (2)	33.	Don Edwards (8)	Toronto	1-0	10-19-78	Buffalo	19
	34.	Don Edwards (9)	Washington	2-0	11-11-78	Washington	25
1979-80 (6)	35.	Bob Sauve	Quebec	3-0	10-27-79	Quebec	19
	36.	Bob Sauve (2)	Chicago	0-0	10-31-79	Chicago	20
	37.	Bob Sauve (3)	Washington	2-0	12-2-79	Buffalo	20
	38.	Don Edwards (10)	Detroit	4-0	12-10-79	Buffalo	14
	39.	Bob Sauve (4)	Vancouver	3-0	2-3-80	Buffalo	22
	40.	Don Edwards (11)	Pittsburgh	9-0	2-7-80	Buffalo	25
1980-81 (5)	41.	Bob Sauve (5)	Edmonton	2-0	10-15-80	Buffalo	15
	42.	Don Edwards (12)	N.Y. Rangers	4-0	1-18-81	Buffalo	30
	43.	Don Edwards (13)	Winnipeg	4-0	2-1-81	Buffalo	23
	44.	Don Edwards (14)	Philadelphia	4-0	2-5-81	Philadelphia	31
	45.	Bob Sauve (6)	Calgary	4-0	3-4-81	Buffalo	24
1981-82 (0)	None						
1981-82 (1)	46.	Bob Sauve (7)	Quebec	0-0	2-5-83	Quebec	22
1983-84 (2)	47.	Tom Barrasso	Los Angeles	4-0	1-18-84	Los Angeles	30
	48.	Tom Barrasso (2)	New Jersey	6-0	3-24-84	New Jersey	24
1984-85 (5)	49.	Tom Barrasso (3)	Toronto	6-0	12-26-84	Buffalo	22
	50.	Tom Barrasso (4)	Winnipeg	4-0	12-28-84	Buffalo	14
	51.	Tom Barrasso (5)	Boston	3-0	1-10-85	Boston	20
	52.	Tom Barrasso (6)	Hartford	2-0	1-19-85	Hartford	14
	53.	Tom Barrasso (7)	Washington	4-0	3-2-85	Washington	23
1985-86 (4)	54.	Tom Barrasso (8)	Montreal	6-0	10-16-85	Montreal	25
	55.	Daren Pappa	Edmonton	2-0	11-1-85	Edmonton	37
	56.	Tom Barrasso (9)	Hartford	2-0	11-19-85	Hartford	23
	57.	Jacques Cloutier	Philadelphia	1-0	3-27-86	Philadelphia	30
1986-87 (2)	58.	Tom Barrasso (10)	Montreal	0-0	10-15-86	Buffalo	28
	59.	Tom Barrasso (11)	Hartford	6-0	4-5-87	Buffalo	14

1987-88 (2)	60.	Tom Barrasso (12)	St. Louis	3-0	2-16-88	St. Louis	25
	61.	Tom Barrasso (13)	Boston	3-0	3-6-88	Buffalo	32
1988-89 (2)	62.	Daren Puppa (2)	N.Y. Islanders	3-0	11-12-88	New York	34
	63.	Clint Malarchuk	N.Y. Rangers	2-0	3-8-89	New York	32
1989-90 (1)	64.	Daren Puppa (3)	Hartford	5-0	3-10-90	Hartford	31
1990-91 (3)	65.	Clint Malarchuk (2)	Hartford	5-0	10-28-90	Buffalo	29
	66.	Daren Puppa (4)	Chicago	5-0	12-28-90	Buffalo	33
	67.	Daren Puppa (5)	Winnipeg	2-0	2-10-91	Winnipeg	24
1991-92 (1)	68.	Tom Draper	Chicago	2-0	11-22-91	Buffalo	29
1992-93 (0)		None					
1993-94 (9)	69.	Grant Fuhr	Winnipeg	6-0	11-19-93	Buffalo	22
	70.	Dominik Hasek	Toronto	3-0	11-29-93	Toronto	24
	71.	Dominik Hasek (2)	Tampa Bay	3-0	12-1-93	Tampa Bay	33
	72.	Dominik Hasek (3)	Hartford	3-0	12-11-93	Hartford	25
	73.	Dominik Hasek (4)	Los Angeles	2-0	12-17-93	Buffalo	27
	74.	Dominik Hasek (5)	Montreal	5-0	12-23-93	Buffalo	25
	75.	Dominik Hasek (6)	Anaheim	3-0	3-9-94	Anaheim	24
	76.	Grant Fuhr (2)	Boston	5-0	4-1-94	Buffalo	31
	77.	Dominik Hasek (7)	Montreal	1-0	4-8-94	Buffalo	31
1994-95 (5)	78.	Dominik Hasek (8)	Washington	1-0	2-2-95	Washington	33
	79.	Dominik Hasek (9)	Florida	3-0	3-24-95	Buffalo	28
	80.	Dominik Hasek (10)	Ottawa	7-0	3-30-95	Buffalo	35
	81.	Dominik Hasek (11)	Florida	5-0	4-26-95	Buffalo	31
	82.	Dominik Hasek (12)	Montreal	2-0	5-1-95	Buffalo	32
1995-96 (2)	83.	Dominik Hasek (13)	Ottawa	6-0	11-19-95	Buffalo	31
	84.	Dominik Hasek (14)	St. Louis	2-0	11-27-95	St. Louis	30
1996-97 (5)	85.	Dominik Hasek (15)	Colorado	0-0	11-2-96	Colorado	32
	86.	Dominik Hasek (16)	Tampa Bay	3-0	11-27-96	Tampa Bay	32
	87.	Dominik Hasek (17)	Ottawa	3-0	11-29-96	Buffalo	31
	88.	Dominik Hasek (18)	Boston	4-0	12-14-96	Boston	29
	89.	Dominik Hasek (19)	New Jersey	0-0	12-23-96	New Jersey	37
1997-98 (13)	90.	Dominik Hasek (20)	Boston	5-0	11-20-97	Boston	29
	91.	Dominik Hasek (21)	Anaheim	4-0	12-3-97	Buffalo	29
	92.	Dominik Hasek (22)	Tampa Bay	4-0	12-5-97	Buffalo	38
	93.	Dominik Hasek (23)	Montreal	1-0	12-19-97	Buffalo	42
	94.	Dominik Hasek (24)	N.Y. Rangers	2-0	12-21-97	New York	33
	95.	Dominik Hasek (25)	N.Y. Rangers	3-0	12-26-97	Buffalo	28
	96.	Dominik Hasek (26)	Ottawa	3-0	12-31-97	Buffalo	36
	97.	Dominik Hasek (27)	Washington	3-0	3-1-98	Washington	36
	98.	Dominik Hasek (28)	N.Y. Rangers	1-0	3-2-98	New York	33
	99.	Dominik Hasek (29)	Pittsburgh	3-0	3-15-98	Buffalo	22
	100.	Dominik Hasek (30)	Calgary	2-0	3-24-98	Calgary	29
	101.	Dominik Hasek (31)	Edmonton	1-0	3-27-98	Edmonton	20
	102.	Dominik Hasek (32)	Los Angeles	4-0	4-1-98	Buffalo	37

SABRE SHUTOUT LEADERS

Dominik Hasek (32), Don Edwards (14), Tom Barrasso (13), Roger Crozier (10), Bob Sauve (7), Dave Dryden (5), Gerry Desjardins (5), Daren Puppa (5), Gary Bromley (4), Clint Malarchuk (2), Grant Fuhr (2), Joe Daley (1), Jacques Cloutier (1), Tom Draper (1)

Note: Figure in brackets for goaltender indicates accumulative total with the Sabres.

SABRES FACT

Dominik Hasek, who had six shutouts in the month of December, 1997, came just 19 seconds away from another six shutouts in the month of March, 1998 (had 5). John MacLean scored at 19:41 of the third period in Buffalo's 3-1 win vs. San Jose (3/12).

SHUTOUTS AGAINST THE SABRES

SEASON	NO.	GOALTENDER	OPPONENT	SCORE	DATE	PLACE	SAVES
1970-71 (9)	1.	Ed Giacomin	N.Y. Rangers	3-0	10-14-70	New York	15
	2.	Phil Myre	Montreal	3-0	10-15-70	Buffalo	14
	3.	Tony Esposito	Chicago	4-0	10-25-70	Buffalo	27
	4.	Cesar Maniago	Minnesota	3-0	11-21-70	Minnesota	22
	5.	Bruce Gambale	Toronto	4-0	12-13-70	Buffalo	17
	6.	Ed Giacomin (2)	N.Y. Rangers	4-0	12-16-70	New York	20
	7.	Jacques Plante	Toronto	2-0	12-19-70	Toronto	24
	8.	Jacques Plante (2)	Toronto	2-0	2-27-71	Toronto	28
	9.	Glenn Hall	St. Louis	9-0	3-13-71	St. Louis	27
1971-72 (3)	10.	Doug Favell	Philadelphia	5-0	12-16-71	Philadelphia	35
	11.	Jim Rutherford	Pittsburgh	2-0	2-17-72	Buffalo	23
	12.	Ken Dryden	Montreal	4-0	2-20-72	Buffalo	32
1972-73 (4)	13.	Marv Edwards	California	0-0	11-9-72	Buffalo	28
	14.	Rogie Vachon	Los Angeles	2-0	12-23-72	Los Angeles	20
	15.	Ed Johnston	Boston	6-0	1-14-73	Boston	20
	16.	Jacques Caron	St. Louis	2-0	3-13-73	St. Louis	23
1973-74 (3)	17.	Gilles Meloche	California	2-0	11-18-73	Buffalo	27
	18.	Dan Bouchard	Atlanta	3-0	1-9-74	Atlanta	32
	19.	Gilles Gilbert	Boston	4-0	3-12-74	Boston	27
1974-75 (1)	20.	Bernie Parent	Philadelphia	6-0	2-1-75	Philadelphia	26
1975-76 (2)	21.	Gary Smith	Vancouver	4-0	11-25-75	Vancouver	35
	22.	Glenn Resch	N.Y. Islanders	3-0	12-7-75	Buffalo	22
1976-77 (3)	23.	Ed Giacomin (3)	Detroit	4-0	10-9-76	Detroit	20
	24.	Glenn Resch (2)	N.Y. Islanders	3-0	12-4-76	New York	33
	25.	Gary Edwards (2)	Cleveland	3-0	1-23-77	Buffalo	27
1977-78 (3)	26.	Mike Veisor	Chicago	2-0	10-16-77	Buffalo	34
	27.	Ron Grahame	Boston	2-0	11-23-77	Buffalo	21
	28.	Ron Low	Detroit	7-0	3-28-78	Detroit	25
1978-79 (3)	29.	Mike Palmateer	Toronto	2-0	10-18-78	Toronto	21
	30.	Mario Lessard	Los Angeles	6-0	10-26-78	Los Angeles	18
	31.	Glenn Resch (3)	N.Y. Islanders	2-0	3-31-79	New York	32
1979-80 (2)	32.	Jim Rutherford (2)	Detroit	4-0	10-25-79	Detroit	26
	33.	Tony Esposito (2)	Chicago	0-0	10-31-79	Chicago	21
1980-81 (0)		None					
1981-82 (1)	34.	Rick Wamsley	Montreal	9-0	10-10-81	Montreal	22
1982-83 (4)	35.	Murray Bannerman	Chicago	4-0	10-20-82	Chicago	37
	36.	Pete Peeters	Boston	4-0	1-20-83	Boston	20
	37.	Dan Bouchard (2)	Quebec	0-0	2-5-83	Quebec	22
	38.	Brian Hayward	Winnipeg	6-0	3-9-83	Winnipeg	24
1983-84 (2)	39.	Billy Smith	N.Y. Islanders	4-0	11-5-83	New York	25
	40.	Andy Moog	Edmonton	7-0	11-18-83	Edmonton	29
1984-85 (0)		None					
1985-86 (2)	41.	Pat Riffin	Boston	4-0	1-4-86	Boston	24
	42.	Bob Froese	Philadelphia	4-0	2-12-86	Buffalo	28
1986-87 (4)	43.	Patrick Roy	Montreal	0-0	10-15-86	Buffalo	23
	44.	Mike Liut	Hartford	3-0	11-26-86	Hartford	27
	45.	Clint Malarchuk	Quebec	7-0	12-13-86	Quebec	28
	46.	Don Beaupre	Minnesota	5-0	1-20-87	Minnesota	27
1987-88 (4)	47.	Grant Fuhr	Edmonton	5-0	11-7-87	Edmonton	26
	48.	Rejean Lemelin	Boston	9-0	12-22-87	Boston	33
	49.	Rejean Lemelin (2)	Boston	2-0	12-31-87	Buffalo	17
	50.	Greg Stefan	Detroit	4-0	3-1-88	Detroit	19
1988-89 (3)	51.	Rick Wamsley (2)	Calgary	9-0	11-5-88	Calgary	21
	52.	Peter Sidorkiewicz	Hartford	9-0	12-6-88	Hartford	31
	53.	Jon Casey	Minnesota	3-0	3-18-89	Minnesota	27
1989-90 (4)	54.	Grant Fuhr (2)	Edmonton	3-0	11-17-89	Edmonton	30
	55.	Mark Fitzpatrick	N.Y. Islanders	3-0	12-5-89	New York	32
	56.	Patrick Roy (2)	Montreal	1-0	2-3-90	Montreal	30
	57.	Glenn Healy	N.Y. Islanders	1-0	2-4-90	Buffalo	39



1990-91 (2)	58.	John Vanbiesbrouck	N.Y. Rangers	5-0	11-26-90	New York	27
	59.	Jeff Reese	Toronto	3-0	2-17-91	Buffalo	28
1991-92 (3)	60.	Patrick Roy (3)	Montreal	5-0	11-2-91	Montreal	15
	61.	Craig Billington	New Jersey	3-0	12-28-91	New Jersey	26
	62.	Darcy Wakaluk	Minnesota	2-0	2-7-92	Buffalo	39
1992-93 (3)	63.	Patrick Roy (4)	Montreal	3-0	11-30-92	Montreal	23
	64.	Andy Moog (2)	Boston	2-0	3-24-93	Buffalo	21
	65.	Andy Moog (3)	Boston	3-0	4-4-93	Buffalo	31
	66.	Chris Terrieri	New Jersey	4-0	11-17-93	New Jersey	30
1993-94 (4)	67.	Mike Richter	N.Y. Rangers	2-0	12-13-93	New York	28
	68.	Tommy Soderstrom	Philadelphia	2-0	12-27-93	Buffalo	30
	69.	Daren Puppa	Tampa Bay	4-0	1-24-94	Tampa Bay	23
	1994-95 (0)	None					
1995-96 (5)	70.	Darcy Wakaluk (2)	Dallas	3-0	10-24-95	Dallas	27
	71.	Tom Barrasso	Pittsburgh	1-0	1-17-96	Buffalo	31
	72.	Jim Carey	Washington	1-0	1-26-96	Washington	20
	73.	Kirk McLean	Vancouver	3-0	3-3-96	Buffalo	32
	74.	Eric Fichaud	N.Y. Islanders	3-0	4-6-96	New York	20
1996-97 (10)	75.	Rick Tabaracci	Calgary	3-0	10-6-96	Calgary	19
	76.	Corey Schwab	Tampa Bay	4-0	10-15-96	Buffalo	22
	77.	Andy Moog (4)	Dallas	2-0	10-30-96	Dallas	24
	78.	Patrick Roy (5)	Colorado	0-0	11-2-96	Colorado	20
	79.	Ken Wregget	Pittsburgh	3-0	11-12-96	Pittsburgh	25
	80.	Mike Richter (2)	N.Y. Rangers	3-0	12-13-96	Buffalo	30
	81.	Martin Brodeur	New Jersey	0-0	12-23-96	New Jersey	37
	82.	Patrick Lalime	Pittsburgh	2-0	12-28-96	Pittsburgh	21
	83.	Ron Tugnutt	Ottawa	2-0	4-2-97	Buffalo	15
	84.	Ron Tugnutt (2)	Ottawa	1-0	4-12-97	Ottawa	17
1997-98 (4)	85.	Ron Tugnutt (3)	Ottawa	3-0	12-6-97	Ottawa	25
	86.	Tommy Salo	N.Y. Islanders	4-0	12-17-97	New York	28
	87.	Ron Hextall	Philadelphia	3-0	1-20-98	Philadelphia	29
	88.	Damian Rhodes	Ottawa	1-0	4-5-98	Buffalo	22

OPPONENT SHUTOUT LEADERS

Patrick Roy (5), Andy Moog (4), Ed Giacomin (3), Glenn Resch (3), Ron Tugnutt (3), Tony Esposito (2), Jacques Plante (2), Jim Rutherford (2), Gary Edwards (2), Dan Bouchard (2), Rick Wamsley (2), Grant Fuhr (2), Rejean Lemelin (2), Darcy Wakaluk (2), Mike Richter (2)

Note: Figure in brackets for goaltender indicates accumulative total against the Sabres.

SABRES FACT

The longest scoreless streak in Sabre history started in the team's very first game on October 10, 1970. It lasted until October 17, and was 183:54 in duration.

MOST SHUTOUTS IN ONE NHL SEASON SINCE EXPANSION YEAR (1967-68)

Player	Season	Shutouts
Tony Esposito	1969-70	15
Dominik Hasek	1997-98	13
Bernie Parent	1973-74	12
Bernie Parent	1974-75	12

1-0 GAMES INVOLVING THE SABRES

Regular Season

Date	Opponent	Goal Scorer	Winning Goalie	Sabres Record
12-6-70	vs. Minnesota	R. Anderson	R. Crozier (Buf.)	1-0
1-20-72	vs. Vancouver	D. Luce	R. Crozier (Buf.)	2-0
11-12-72	vs. Pittsburgh	S. Atkinson	R. Crozier (Buf.)	3-0
1-13-74	vs. St. Louis	G. Perreault	D. Dryden (Buf.)	4-0
10-19-78	vs. Toronto	C. Ramsay	D. Edwards (Buf.)	5-0
3-27-86	at Philadelphia	G. Perreault	J. Cloutier (Buf.)	6-0
2-3-90	at Montreal	S. Richer	P. Roy (Mtl.)	6-1
2-4-90	vs. N.Y. Islanders	D. King	G. Healy (N.Y.I.)	6-2
4-8-94	vs. Montreal	D. Audette	D. Hasek (Buf.)	7-2
2-2-95	at Washington	D. Hawerchuk	D. Hasek (Buf.)	8-2
1-17-96	vs. Pittsburgh	J. Jagr	T. Barrasso (Pit.)	8-3
1-26-96	at Washington	J. Juneau	J. Carey (Wsh.)	8-4
4-12-97	at Ottawa	S. Duchesne	R. Tugnutt (Ott.)	8-5
12-19-97	vs. Montreal	D. Audette	D. Hasek (Buf.)	9-5
3-2-98	at N.Y. Rangers	A. Zhitnik	D. Hasek (Buf.)	10-5
3-27-98	at Edmonton	M. Satan	D. Hasek (Buf.)	11-5
4-5-98	vs. Ottawa	D. Alfredsson	D. Rhodes (Ott.)	11-6

Playoffs

Date	Opponent	Goal Scorer	Winning Goalie	Sabres Record
4-6-83	at Montreal	B. Peterson	B. Sauve (Buf.)	1-0
* 4-27-94	vs. New Jersey	D. Hannan	D. Hasek (Buf.)	2-0
* 4-23-97	at Ottawa	D. Alfredsson	R. Tugnutt (Ott.)	2-1

* - overtime decision

EMPTY NET GOALS

Current Sabres Only

By Sabres	97-98	96-97	95-96	94-95	93-94	92-93
Matthew Barnaby	0	2	0	0	0	0
Curtis Brown	1	0	0	0	--	--
Michal Grosek	1	0	0	--	--	--
Brian Holzinger	0	1	0	0	--	--
Michael Pecca	2	1	0	--	--	--
Derek Plante	0	3	0	0	0	--
Miroslav Satan	1	0	--	--	--	--
Darryl Shannon	1	0	0	--	--	--
Richard Smehlik	0	1	0	0	0	0
Vaclav Varada	1	0	0	--	--	--
Alexei Zhitnik	1	1	0	0	--	--
Others	0	2	4	4	4	6
Sabres Total	8	11	4	4	4	6
Opponents Total	3	6	8	2	3	5

1997-98 ENG by Opponents: Chris Wells (FLA), Randy Cunneyworth (OTT), Eric Daze (CHI)

1996-97 ENG by Opponents: German Titov (CGY), Daniel Lacroix (PHI), Jaromir Jagr (PIT), Doug Gimour (N.J.), Dave Andreychuk (N.J.), Ian Moran (PIT)

(Buffalo totals are as Sabre only)

SABRES FACT

From Jan. 1, 1998 through April 19, 1998, the Sabres owned the best winning percentage (.640) of any team in the NHL and lost the fewest games (10). Buffalo was 22-10-11 (.640), followed by Dallas with a mark of 24-13-4 (.634) and New Jersey with a record of 23-12-9 (.625).



YEARLY WON-LOST RECORDS OF SABRE GOALTENDERS

YEAR	GOALTENDER	W	L	T	YEAR	GOALTENDER	W	L	T
1970-71	Roger Crozier	9	20	7	1985-86	Tom Barrasso	29	24	5
	Joe Daley	12	16	8		Jacques Cloutier	5	9	1
	Dave Dryden	3	3	0		Daren Puppa	0	2	1
1971-72	Roger Crozier	13	34	14	1986-87	Tom Barrasso	17	23	2
	Dave Dryden	3	9	5		Jacques Cloutier	11	19	5
1972-73	Roger Crozier	23	13	7	1987-88	Daren Puppa	0	2	1
	Dave Dryden	14	13	7		Tom Barrasso	25	18	8
	Rocky Farr	0	1	0		Jacques Cloutier	4	8	2
1973-74	Gary Bromley	3	5	3	1988-89	Daren Puppa	8	6	1
	Roger Crozier	4	5	0		Tom Barrasso	2	7	0
	Dave Dryden	23	20	8		Jacques Cloutier	15	14	0
1974-75	Rocky Farr	2	4	1	1989-90	Clint Malarchuk	3	1	1
	Gary Bromley	26	11	11		Daren Puppa	17	10	6
	Roger Crozier	17	2	1		Darcy Wakaluk	1	3	0
1975-76	Gerry Desjardins	6	2	1	1990-91	Clint Malarchuk	14	11	2
	Rocky Farr	0	1	2		Daren Puppa	31	16	6
	Gary Bromley	0	1	0		David Littman	0	0	0
1976-77	Roger Crozier	8	2	5	1991-92	Clint Malarchuk	12	14	10
	Gerry Desjardins	29	15	11		Daren Puppa	15	11	6
	Al Smith	9	3	2		Darcy Wakaluk	4	5	3
1977-78	Gerry Desjardins	31	12	6	1992-93	Tom Draper	10	9	5
	Don Edwards	16	7	2		David Littman	0	1	0
	Bob Sauve	1	2	0		Clint Malarchuk	10	13	3
1978-79	Al Smith	0	3	0	1993-94	Daren Puppa	11	14	4
	Gerry Desjardins	0	1	0		Tom Draper	5	6	0
	Don Edwards	38	16	17		Grant Fuhr	11	15	2
1979-80	Bob Sauve	6	2	0	1994-95	Dominik Hasek	11	10	4
	Don Edwards	26	18	9		Daren Puppa	11	5	4
	Randy Ireland	0	0	0		Grant Fuhr	13	12	3
1980-81	Bob Sauve	10	10	7	1995-96	Dominik Hasek	30	20	6
	Don Edwards	27	9	12		Grant Fuhr	1	2	0
	Bob Sauve	20	8	4		Dominik Hasek	19	14	7
1981-82	Don Edwards	23	10	12	1996-97	Robb Stauber	2	3	0
	Bob Sauve	16	10	9		Martin Biron	0	2	0
	Jacques Cloutier	5	1	0		John Bluc	2	2	0
1982-83	Don Edwards	26	23	9	1997-98	Dominik Hasek	22	30	6
	Paul Harrison	2	1	1		Steve Shields	1	0	0
	Bob Sauve	6	1	5		Andrei Trefilov	8	8	1
1983-84	Jacques Cloutier	10	7	6	1998-99	Dominik Hasek	37	20	10
	Phil Myre	3	2	0		Steve Shields	3	8	2
	Bob Sauve	25	20	7		Andrei Trefilov	0	2	0
1984-85	Tom Barrasso	26	12	3	2000-01	Dominik Hasek	33	23	13
	Bob Sauve	22	13	4		Steve Shields	3	6	4
	Tom Barrasso	25	18	10					
	Jacques Cloutier	0	0	1					
	Bob Sauve	13	10	3					

SABRES FACT

Dominik Hasek faced 412 shots over his 13 shutouts, an average of 31.7 per game. The next two shutout leaders in the NHL in 1997-98, Martin Brodeur (10) and Ed Belfour (9), combined to face 384 shots over 19 shutouts - 28 shots less than Hasek alone faced. Brodeur stopped a total of 225 shots (22.5 avg.) over 10 shutouts, while Belfour turned away 159 shots (17.7 avg.) over his 9 blankings.

SABRES CAREER LEADERS

Games Played	Tot.	Goals	Tot.
Gil Perreault	1,191	Gil Perreault	512
Craig Ramsay	1,070	Rick Martin	382
Mike Ramsey	911	Dave Andreychuk	348
Bill Hajt	854	Danny Gare	267
Don Luce	766	Craig Ramsay	252
Dave Andreychuk	763	Mike Foligno	247
Rick Martin	681	Rene Robert	222
Ric Seiling	664	Don Luce	216
Mike Foligno	664	Alexander Mogilny	211
Lindy Ruff	608	Phil Housley	178
Phil Housley	608		
Assists	Tot.	Points	Tot.
Gil Perreault	814	Gil Perreault	1,326
Dave Andreychuk	423	Dave Andreychuk	771
Craig Ramsay	420	Rick Martin	695
Phil Housley	380	Craig Ramsay	672
Rene Robert	330	Phil Housley	558
Rick Martin	313	Rene Robert	552
Don Luce	310	Don Luce	526
Dale Hawerchuk	275	Mike Foligno	511
Mike Foligno	264	Danny Gare	500
Mike Ramsey	256	Alexander Mogilny	444
Penalty Minutes	Tot.	Power-Play Goals	Tot.
Rob Ray	2,268	Dave Andreychuk	153
Mike Foligno	1,450	Gil Perreault	128
Larry Playfair	1,390	Rick Martin	112
Brad May	1,323	Alexander Mogilny	78
Lindy Ruff	1,126	Danny Gare	66
Matthew Barnaby	1,105	Pat LaFontaine	66
Jim Schoenfeld	1,025	Donald Audette	64
Mike Ramsey	924	Phil Housley	61
Mike Hartman	890	Mike Foligno	61
Jerry Korab	870	Pierre Turgeon	57
Game-Winning Goals	Tot.	Hat Tricks	Tot.
Gil Perreault	81	Gil Perreault	21
Rick Martin	47	Gil Perreault	18
Mike Foligno	43	Danny Gare	10
Danny Gare	35	Alexander Mogilny	10
Dave Andreychuk	34	Dave Andreychuk	9
Rene Robert	32	Pat LaFontaine	6
Craig Ramsay	32	Rene Robert	5
Don Luce	30	Mike Foligno	5
Alexander Mogilny	29	Andre Savard	4
Donald Audette	29	Four tied at 3	
Short-Handed Goals	Tot.	Game-Tying Goals	Tot.
Craig Ramsay	27	Danny Gare	21
Don Luce	21	Rick Martin	20
Michael Peca	14	Gil Perreault	16
Wayne Presley	11	Craig Ramsay	15
Ric Seiling	9	Rene Robert	10
Dave Hannan	8	Don Luce	10
Gil Perreault	8	Mike Foligno	8
Gilles Hamel	8	Dave Andreychuk	8
Christian Ruuttu	8	Gerry Meehan	7
Bob Sweeney	8	Ric Seiling	6
Andre Savard	7	Larry Playfair	6

Shots	Tot.
Gil Perreault	2,837
Dave Andreychuk	2,223
Rick Martin	2,192
Phil Housley	1,610
Don Luce	1,562
Rene Robert	1,481
Danny Gare	1,480
Craig Ramsay	1,479
Mike Foligno	1,438
Alexander Mogilny	1,333

Goalie Minutes	Total
Dominik Hasek	18,877
Don Edwards	17,969
Tom Barrasso	15,463
Bob Sauve	14,063
Daren Puppa	11,763
Roger Crozier	10,980
Jacques Cloutier	7,442
Gerry Desjardins	6,802
Dave Dryden	6,440
Clint Malarchuk	5,692

Shutouts	Tot.
Dominik Hasek	32
Don Edwards	14
Tom Barrasso	13
Roger Crozier	10
Bob Sauve	7
Daren Puppa	5
Dave Dryden	5
Gerry Desjardins	5
Gary Bromley	4
Grant Fuhr	2
Clint Malarchuk	2

Goalie Games	Tot.
Dominik Hasek	325
Don Edwards	307
Tom Barrasso	266
Bob Sauve	246
Daren Puppa	215
Roger Crozier	202
Jacques Cloutier	144
Dave Dryden	120
Gerry Desjardins	116
Clint Malarchuk	102

Goalie Wins	Tot.
Don Edwards	156
Dominik Hasek	152
Tom Barrasso	124
Bob Sauve	119
Daren Puppa	96
Roger Crozier	74
Gerry Desjardins	66
Jacques Cloutier	50
Dave Dryden	43
Clint Malarchuk	39

Goalie Win. Pct. (Min. 25 GP)	W	L	T	Pct.
Gerry Desjardins	66	30	18	.658
Don Edwards	156	83	61	.622
Gary Bromley	29	17	14	.600
Bob Sauve	113	76	39	.581
Daren Puppa	96	68	28	.573
Dominik Hasek	152	117	46	.556
Tom Barrasso	124	102	28	.543
Clint Malarchuk	39	39	16	.500
Tom Draper	15	15	5	.500
Roger Crozier	74	76	29	.494

SABRES ONE-SEASON LEADERS

Most Goals in a Season

76	Alexander Mogilny (1992-93)
56	Danny Gare (1979-80)
53	Pat LaFontaine (1992-93)
52	Rick Martin (1973-74)
52	Rick Martin (1974-75)
50	Danny Gare (1975-76)
49	Rick Martin (1975-76)
46	Pat LaFontaine (1991-92)
46	Danny Gare (1980-81)
45	Rick Martin (1979-80)

Most Points in a Season

148	Pat LaFontaine (1992-93)
127	Alexander Mogilny (1992-93)
113	Gil Perreault (1975-76)
106	Gil Perreault (1979-80)
106	Pierre Turgeon (1989-90)
100	Rene Robert (1974-75)
98	Dale Hawerchuk (1991-92)
96	Dale Hawerchuk (1992-93)
96	Gil Perreault (1974-75)
95	Rick Martin (1974-75)
95	Gil Perreault (1976-77)

Most Assists in a Season

95	Pat LaFontaine (1992-93)
80	Dale Hawerchuk (1992-93)
75	Dale Hawerchuk (1991-92)
69	Gil Perreault (1975-76)
66	Gil Perreault (1979-80)
66	Pierre Turgeon (1989-90)
60	Rene Robert (1974-75)
60	Phil Housley (1989-90)
60	Gil Perreault (1972-73)
59	Gil Perreault (1983-84)

Most Penalty Minutes in a Season

354	Rob Ray (1991-92)
350	Rob Ray (1990-91)
335	Matthew Barnaby (1995-96)
316	Mike Hartman (1988-89)
309	Brad May (1991-92)
295	Brad May (1995-96)
295	Gord Donnelly (1991-92)
289	Matthew Barnaby (1997-98)
287	Rob Ray (1995-96)
286	Rob Ray (1996-97)

Best Plus/Minus in a Season (40 GP)

+61	Don Luce (1974-75)
+60	Jim Schoenfeld (1979-80)
+51	Craig Ramsay (1974-75)
+49	Danny Gare (1979-80)
+47	Bill Hajt (1974-75)
+47	Jocelyn Guevremont (1975-76)
+44	Craig Ramsay (1975-76)
+41	Jerry Korab (1974-75)
+40	Danny Gare (1974-75)
+40	Jim Schoenfeld (1975-76)
+40	Tony McKegney (1979-80)
+40	John Van Boxmeer (1979-80)

Most Shots in a Season

360	Alexander Mogilny (1992-93)
337	Dave Andreychuk (1991-92)
327	Rick Martin (1975-76)
320	Rick Martin (1973-74)
306	Pat LaFontaine (1992-93)
303	Danny Gare (1975-76)
301	Rick Martin (1974-75)
299	Rick Martin (1972-73)
274	Danny Gare (1974-75)
273	Rene Robert (1975-76)

Most Short-Handed Goals in a Season

8	Don Luce (1974-75)
7	Craig Ramsay (1974-75)
6	Michael Peca (1996-97)
5	Michael Peca (1997-98)
5	Wayne Presley (1994-95)
5	Wayne Presley (1993-94)
5	Craig Ramsay (1977-78)
4	Dave Snuggerud (1990-91)
4	Don Luce (1980-81)
3	several players

Most Hat Tricks in a Season

7	Rick Martin (1975-76)
7	Alexander Mogilny (1992-93)
4	Rick Martin (1973-74)
4	Gil Perreault (1977-78)
4	Pat LaFontaine (1991-92)
3	Gil Perreault (1974-75)
3	Danny Gare (1975-76)
3	Rene Robert (1976-77)
3	Dave Andreychuk (1987-88)
3	Eddie Shack (1970-71)

Most Games by a Goalie

72	Dominik Hasek (1997-98)
72	Don Edwards (1977-78)
67	Dominik Hasek (1996-97)
63	Roger Crozier (1971-72)
62	Don Edwards (1981-82)
60	Tom Barrasso (1985-86)
59	Dominik Hasek (1995-96)
58	Dominik Hasek (1993-94)
56	Daren Puppa (1989-90)
55	Gerry Desjardins (1975-76)

Most Wins by a Goalie

38	Don Edwards (1977-78)
37	Dominik Hasek (1996-97)
33	Dominik Hasek (1997-98)
31	Gerry Desjardins (1976-77)
31	Daren Puppa (1989-90)

Most Power-Play Goals in a Season

28	Dave Andreychuk (1991-92)
27	Alexander Mogilny (1992-93)
23	Pat LaFontaine (1991-92)
21	Rick Martin (1974-75)
20	Pat LaFontaine (1992-93)
20	Dave Andreychuk (1992-93)
19	Pierre Turgeon (1988-89)
19	Rick Martin (1971-72)
18	Rick Martin (1975-76)
18	Dave Andreychuk (1989-90)

Most Game-Winning Goals in a Season

11	Alexander Mogilny (1992-93)
11	Danny Gare (1979-80)
10	Pierre Turgeon (1989-90)
9	Gil Perreault (1976-77)
8	Gil Perreault (1974-75)
7	15 tied

Best Shooting Percentage (50+ GP)

24.4	Peter McNab (1974-75)
24.2	Mikko Makela (1990-91)
23.1	Yvon Lambert (1981-82)
23.0	Craig Ramsay (1978-79)
22.9	Kevin Maguire (1988-89)
22.7	Pat LaFontaine (1991-92)
22.2	Gil Perreault (1979-80)
22.0	Ray Sheppard (1987-88)
21.8	Craig Ramsay (1980-81)
21.4	Gil Perreault (1977-78)
21.4	Ric Seiling (1980-81)

Most Game-Tying Goals in a Season

6	Danny Gare (1977-78)
4	Danny Gare (1978-79)
4	Danny Gare (1975-76)
4	Rick Martin (1971-72)
3	several players tied

Most Minutes by a Goalie

4,220	Dominik Hasek (1997-98)
4,209	Don Edwards (1977-78)
4,037	Dominik Hasek (1996-97)
3,654	Roger Crozier (1971-72)
3,561	Tom Barrasso (1985-86)
3,500	Don Edwards (1981-82)
3,417	Dominik Hasek (1995-96)
3,358	Dominik Hasek (1993-94)
3,280	Gerry Desjardins (1975-76)
3,248	Tom Barrasso (1984-85)

Most Losses by a Goalie

34	Roger Crozier (1971-72)
30	Dominik Hasek (1995-96)
24	Tom Barrasso (1985-86)
23	Dominik Hasek (1997-98)
23	Don Edwards (1981-82)



Most Wins by a Goalie (Cont.)

30	Dominik Hasek (1993-94)
29	Gerry Desjardins (1975-76)
29	Tom Barrasso (1985-86)
27	Don Edwards (1979-80)
26	Gary Bromley (1974-75)
26	Don Edwards (1978-79)
26	Don Edwards (1981-82)
26	Tom Barrasso (1983-84)

Best Save Percentage (25+ GP)

.932	Dominik Hasek (1997-98)
.930	Dominik Hasek (1996-97)
.930	Dominik Hasek (1994-95)
.930	Dominik Hasek (1993-94)
.920	Dominik Hasek (1995-96)
.908	Dave Dryden (1972-73)
.906	Don Edwards (1977-78)
.905	Roger Crozier (1972-73)
.903	Daren Puppa (1989-90)
.903	Clint Malarchuk (1989-90)

Most Shots Faced By A Goalie

2,190	Roger Crozier (1971-72)
2,177	Dominik Hasek (1996-97)
2,149	Dominik Hasek (1997-98)
2,011	Dominik Hasek (1995-96)
1,970	Don Edwards (1977-78)
1,778	Tom Barrasso (1985-86)
1,722	Don Edwards (1981-82)
1,658	Tom Barrasso (1987-88)
1,610	Daren Puppa (1989-90)
1,568	Don Edwards (1978-79)

Most Assists by a Defenseman

60	Phil Housley (1989-90)
54	John Van Boxmeer (1981-82)
51	John Van Boxmeer (1980-81)
46	Phil Housley (1986-87)
45	Doug Bodger (1992-93)
44	Garry Galley (1995-96)
44	Jerry Korab (1974-75)
44	Phil Housley (1988-89)
42	Richie Dunn (1980-81)
40	five players tied

Most Goals by a Rookie

44	Rick Martin (1971-72)
38	Gil Perreault (1970-71)
38	Ray Sheppard (1987-88)
31	Danny Gare (1974-75)
31	Donald Audette (1991-92)
22	John Tucker (1984-85)
22	Peter McNab (1974-75)
22	Christian Ruuttu (1986-87)
21	Derek Plante (1993-94)
20	Steve Atkinson (1970-71)

Most Points by a Rookie

74	Rick Martin (1971-72)
72	Gil Perreault (1970-71)
66	Phil Housley (1982-83)
65	Ray Sheppard (1987-88)
65	Christian Ruuttu (1986-87)
62	Danny Gare (1974-75)
56	Derek Plante (1993-94)
55	J.F. Sauve (1981-82)
49	John Tucker (1984-85)
48	Donald Audette (1991-92)

Most Losses by a Goalie (Cont.)

23	Tom Barrasso (1986-87)
20	Dominik Hasek (1996-97)
20	Dominik Hasek (1993-94)
20	Bob Sauve (1982-83)
20	Dave Dryden (1973-74)
20	Roger Crozier (1970-71)

Lowest Goals Against Ave. (25+ GP)

1.95	Dominik Hasek (1993-94)
2.09	Dominik Hasek (1997-98)
2.11	Dominik Hasek (1994-95)
2.27	Dominik Hasek (1996-97)
2.36	Bob Sauve (1979-80)
2.51	Don Edwards (1976-77)
2.57	Don Edwards (1979-80)
2.63	Gerry Desjardins (1976-77)
2.64	Don Edwards (1977-78)
2.65	Dave Dryden (1972-73)

Most Goals by a Defenseman

29	Phil Housley (1987-88)
26	Phil Housley (1988-89)
24	Phil Housley (1983-84)
21	Phil Housley (1986-87)
21	Phil Housley (1989-90)
18	John Van Boxmeer (1980-81)
15	Alexei Zhitnik (1997-98)
14	Richard Smehlik (1993-94)
14	John Van Boxmeer (1981-82)
14	Jerry Korab (1976-77)

Most Points by a Defenseman

81	Phil Housley (1989-90)
70	Phil Housley (1988-89)
69	John Van Boxmeer (1980-81)
68	John Van Boxmeer (1981-82)
67	Phil Housley (1986-87)
66	Phil Housley (1987-88)
64	Phil Housley (1983-84)
56	Jerry Korab (1974-75)
54	Garry Galley (1995-96)
54	Doug Bodger (1992-93)

Most Assists by a Rookie

.47	Phil Housley (1982-83)
.43	Christian Ruuttu (1986-87)
.38	Calle Johansson (1987-88)
.36	J.F. Sauve (1981-82)
.35	Derek Plante (1993-94)
.34	Gil Perreault (1970-71)
.31	Danny Gare (1974-75)
.30	Benoit Hogue (1988-89)
.30	Rick Martin (1971-72)
.28	Alexander Mogilny (1989-90)
.28	Pierre Turgeon (1987-88)

Most Penalty Minutes by a Rookie

309	Brad May (1991-92)
178	Jim Schoenfeld (1972-73)
168	Doug Barrie (1970-71)
162	Kevin Maguire (1987-88)
120	Benoit Hogue (1988-89)
115	Bob Halkidis (1985-86)
108	Steve Dykstra (1985-86)
106	Matthew Barnaby (1993-94)
104	Bob Boughner (1995-96)
101	Bill Stewart (1978-79)

SABRES TEAM SEASON RECORDS

CATEGORY	OVERALL	HOME	AWAY
Points - Most	113 (1974-75)	63 (1972-73)	51 (1974-75)
- Least	51 (1971-72)	31 (1971-72)	20 (1971-72)
Wins - Most	49 (1974-75)	30 (1972-73)	23 (1983-84)
- Least	16 (1971-72)	11 (1971-72)	5 (1971-72)
Losses - Most	44 (1986-87)	19 (1971-72)	26 (twice)
- Least	16 (1974-75)	5 (1979-80)	10 (1974-75)
Ties - Most	21 (1980-81)	12 (twice)	11 (1972-73)
- Least	6 (1985-86)	1 (1985-86)	1 (1983-84)
Overtime Games - Most	24 (1990-91)	16 (1990-91)	12 (1992-93; 1997-98)
Overtime Wins - Most	5 (twice)	2 (6 times)	3 (twice)
Overtime Losses - Most	6 (1995-96)	2 (7 times)	4 (twice)
Goals Scored - Most	354 (1974-75)	199 (1974-75)	155 (1974-75)
- Least	203 (1971-72)	110 (1971-72)	93 (1971-72)
Goals Against - Most	308 (1986-87)	147 (1985-86)	168 (1970-71)
- Least	187 (1997-98)	80 (1972-73)	105 (1997-98)
Shutouts - Most	13 (1997-98)	7 (1997-98)	6 (1997-98)
Shutouts Against - Most	10 (1996-97)	3 (twice)	7 (1996-97)
Non-Shutout Streak	178 (11-18-83 to 1-4-86)	340 (11-23-77 to 2-12-86)	106 (2-12-91 to 11-29-93)
Longest Win Streak	10 (1-4-84 to 1-23-84)	12 (twice)	10 (12-10-83 to 1-23-84)
Longest Unbeaten Streak	14 (3-6-80 to 4-6-80)	21 (10-8-72 to 1-7-73)	10 (12-10-83 to 1-23-84)
Longest Losing Streak	7 (3 times)	6 (twice)	7 (three times)
Longest Winless Streak	12 (11-23-91 to 12-20-91)	12 (1-27-91 to 3-10-91)	23 (10-30-71 to 2-19-72)

Longest Winning Streak at Start of Season

Overall 8 (1975-76)

Longest Losing Streak at Start of Season

Overall 2 (3 times)

Most Consecutive Ties

Overall 4 (Four times)

Home 5 (1984-85)

(1997-98)

Road 4 (1981-82)

Most Consecutive Games Without Tie

Overall 33 (11-17-72 to 2-1-73)

Power-Play Goals For

Most 105 (1991-92)

Least 43 (1996-97)

Power-Play Goals Against

Most 95 (1987-88)

Least 31 (1977-78)

Short-Handed Goals For

Most 21 (1993-94)

Least 1 (1971-72)

Short-Handed Goals Against

Most 17 (1992-93)

Least 3 (1977-78)

Penalty Minutes For Sabres

Most 2,713 (1991-92)

Least 787 (1973-74)

Most Goal Scorers on Sabres With

20 Goals 9 (1974-75)

30 Goals 6 (1974-75)

40 Goals 3 (1975-76; 1979-80)

50 Goals 2 (1992-93)

60 Goals 1 (1992-93)

70 Goals 1 (1992-93)

Most Point Scorers on Sabres With

70 Points 6 (1974-75; 1975-76)

80 Points 4 (1991-92)

90 Points 3 (1974-75; 1991-92; 1992-93)

100 Points 2 (1992-93)



SABRES TEAM GAME RECORDS

GAME RESULTS

Greatest Margin		
Winning	12	(14-2 win 12-21-75 vs. Washington)
Losing	9	(11-2 loss 11-7-70 at Montreal)
		(9-0 loss 3-13-71 at St. Louis)
		(9-0 loss 10-10-81 at Montreal)
		(9-0 loss 12-22-87 at Boston)
		(9-0 loss 11-5-88 at Calgary)
		(9-0 loss 12-6-88 at Hartford)

Tie Score

Highest	8-8	(1-15-92 at New Jersey)
Lowest	0-0	(11-9-72 vs. California)
		(10-31-79 at Chicago)
		(2-5-83 at Quebec)
		(10-15-86 vs. Montreal)
		(11-2-96 at Colorado)
		(12-23-96 at New Jersey)

SCORING

Most Goals

For	14	(14-4 win 3-19-81 vs. Toronto)
		(14-2 win 12-21-75 vs. Washington)
Against	11	(11-2 loss 11-7-70 at Montreal)
Combine	18	(14-4 win 3-19-81 vs. Toronto)

Most Goals in One Period

For	9	(3-19-81 vs. Toronto)
Allowed	7	(11-7-70 at Montreal)
Combine	12	(3-19-81, at Buffalo, 9 and Toronto, 3)

Most Buffalo Points

Game	40	(12-21-75 vs. Washington)
Period	23	(12-21-75 vs. Washington)
		(3-19-81 vs. Toronto)

Most Points in One Period

Combine	31	(3-19-81, at Buffalo, 23 and Toronto, 8)
----------------	----	--

Fastest Two Goals

For	:04	(Lee Fogolin and Don Luce, 10-17-74 vs. California)
Against	:07	(Larry DePalma and Dave Snuggerrud, 11-5-92 at San Jose)
		(Marcel Dionne and Hartland Monahan, 1-11-78 vs. Los Angeles)
		(Jim Moxey and Wayne Merrick, 2-1-76 at California)
Combine	:04	(Marian Stastny/Que. and Dale McCourt/Buf., 1-2-82 at Quebec)

Fastest Three Goals

For	:39	(Pat LaFontaine, Wayne Presley and Donald Audette, 3-22-92 at Chicago)
Against	:34	(Danny Gare twice and Bob Manno, 10-26-84 at Detroit)
Combine	:18	(Jim Moxey/Cal., Wayne Merrick/Cal. and Danny Gare/Buf., 2-1-76 at California)

Fastest Two Goals by One Player

For	:10	(Derek Plante, 12-20-96 vs. Los Angeles)
		(Danny Gare, 11-8-80 at Washington)
Against	:10	(Darryl Sittler, 2-19-72 at Toronto)

Fastest Three Goals by One Player

For	3:49	(Don Luce, 12-22-74 at Washington)
Against	4:55	(Rick Kehoe, 3-10-76 at Pittsburgh)

Fastest Goal from Opening Face-off

For	:05	(Alexander Mogilny, 12-21-91 vs. Toronto)
Against	:09	(Yvon Cournoyer, 12-22-1973 at Montreal)
		(Jim Wiemer, 3-27-85 vs. N.Y. Rangers)

Fastest Buffalo Goals from Start of Period

One Goal	:05	(Alexander Mogilny, 12-21-91 vs. Toronto)
Two Goals	:31	(Rene Robert and Rick Martin, 1-10-74 at N.Y. Rangers)

SHOTS ON GOAL

Sabres Shots

Most	58	(2-2-75 vs. Kansas City)
Fewest	12	(3-21-97 at Washington)
		(11-9-88 vs. Calgary)

Opponent Shots

Most	72	(12-10-70 at Boston)
Fewest	8	(3-21-76 vs. Kansas City)

Sabres and Opponents Shots Combined

Most	100	(12-10-70 vs. Boston)
Fewest	33	(10-15-83 vs. Boston)

Greatest Margin of Shots Favoring

Sabres	37	(3-3-82 vs. Hartford, 52-15)
Opp.	44	(12-10-70 vs. Boston, 72-28)

Sabres Shots in One Period

Most	26	(2-25-78 vs. Cleveland)
Fewest	0	(2-19-81 at Montreal)

Shots Allowed in One Period

Most	30	(12-10-70 at Boston)
Fewest	0	(3-21-76 vs. Kansas City)

Sabres and Opponents Shots Combined in One Period

Most	41	(2-2-75 vs. Kansas City)
Fewest	5	(3-14-72 vs. Minnesota)
		(12-23-72 vs. Los Angeles)
		(1-13-74 vs. St. Louis)

Most Shots in Overtime Period

Sabres	8	(12-12-97 vs. Carolina)
Opp.	10	(2-16-96 vs. New Jersey)
Combine	11	(11-21-90 vs. N.Y. Rangers)
		(2-16-96 vs. New Jersey)
		(12-12-97 vs. Carolina)

PENALTY MINUTES

Most Penalty Minutes

Sabres	188	(3-31-92 at Minnesota)
Opp.	172	(3-31-92 at Minnesota)
Combine	360	(3-31-92 at Minnesota)

BUFFALO SABRES INDIVIDUAL RECORDS

SERVICE

Most Seasons		
Career	17	Gil Perreault (1970-71 to 1986-87)

Most Games Played Overall

Career	1,191	Gil Perreault (1970-71 to 1986-87)
Season	84	Pat LaFontaine (1992-93)
		Brad May (1993-94)
		Richard Smehtlik (1993-94)
		Randy Wood (1993-94)

Most Consecutive Games Played

Career	776	Craig Ramsay (3-27-73 to 2-10-83)
---------------	-----	-----------------------------------

Most Games Played by Left Wing

Career	1,070	Craig Ramsay (1971-72 to 1984-85)
Season	84	Brad May (1993-94)
		Randy Wood (1993-94)

Most Games Played by Center

Career	1,191	Gil Perreault (1970-71 to 1986-87)
Season	84	Pat LaFontaine (1992-93)

Most Games Played by Right Wing

Career	664	Ric Seiling (1977-78 to 1985-86)
Season	81	Jason Dawe (1996-97)

Most Games Played by Defenseman

Career	911	Mike Ramsey (1979-80 to 1992-93)
Season	84	Richard Smehtlik (1993-94)

GOALS

Most Goals Overall

Career	512	Gil Perreault (1970-71 to 1986-87)
Season	76	Alexander Mogilny (1992-93)
Game	5	Dave Andreychuk (2-6-86 at Boston)

Most Consecutive Goal-Scoring Games

Season	8	Alexander Mogilny (12-15-92 to 1-3-93)
		Mike Foligno (12-28-84 to 1-12-85)

Most Goals by Left Wing

Career	382	Rick Martin (1971-72 to 1980-81)
Season	52	Rick Martin (1973-74; 1974-75)
Game	5	Dave Andreychuk (2-6-86 at Boston)

Most Goals by Center

Career	512	Gil Perreault (1970-71 to 1986-87)
Season	53	Pat LaFontaine (1992-93)
Game	3	many times, last Pat LaFontaine (2-25-96 vs. Florida)

Most Goals by Right Wing

Career	267	Danny Gare (1974-75 to 1981-82)
Season	76	Alexander Mogilny (1992-93)
Game	4	Alexander Mogilny (2-10-93 at Winnipeg; 2-24-93 vs. Detroit)

Most Goals by Defenseman

Career	156	Phil Housley (1982-83 to 1989-90)
Season	29	Phil Housley (1987-88)
Game	3	Jerry Korab (11-19-78 vs. Minnesota)
		Jim Schoenfeld (3-13-81 at Winnipeg)
		John Van Boxmeer (11-7-81 at N.Y. Islanders)
		Phil Housley (1-23-83 vs. Winnipeg; 1-22-88 vs. New Jersey)
		Hannu Virta (3-19-83 at Montreal)

Most Hat Tricks

Career	21	Rick Martin (1971-72 to 1980-81)
Season	7	Rick Martin (1975-76)
		Alexander Mogilny (1992-93)

Most 4-or-More Goal Games

Career	4	Rick Martin (1971-72 to 1980-81)
Season	2	Alexander Mogilny (1992-93)

Most Game-Winning Goals

Career	81	Gil Perreault (1970-71 to 1986-87)
Season	11	Danny Gare (1979-80)
		Alexander Mogilny (1992-93)

Most Game-Tying Goals

Career	21	Danny Gare (1974-75 to 1981-82)
Season	6	Danny Gare (1977-78)

20-GOAL SEASON

Most 20-Goal Seasons

Career	15	Gil Perreault (1970-71 to 1972-73; 1974-75 to 1985-86)
---------------	----	--

Most Consecutive 20-Goal Seasons

Career	12	Gil Perreault (1974-75 to 1985-86)
---------------	----	------------------------------------

30-GOAL SEASON

Most 30-Goal Seasons

Career	10	Gil Perreault (1970-71; 1974-75 to 1977-78; 1979-80; 1981-82 to 1984-85)
---------------	----	--

Most Consecutive 30-Goal Seasons

Career	6	Rick Martin (1971-72 to 1976-77)
---------------	---	----------------------------------

40 GOAL SEASON

Most 40-Goal Seasons

Career	5	Rick Martin (1971-72; 1973-74 to 1975-76; 1979-80)
---------------	---	--

Most Consecutive 40-Goal Seasons

Career	3	Rick Martin (1973-74 to 1975-76)
---------------	---	----------------------------------

50 GOAL SEASON

Most 50-Goal Seasons

Career	2	Danny Gare (1975-76; 1979-80)
		Rick Martin (1973-74 to 1974-75)

Most Consecutive 50-Goal Seasons

Career	2	Rick Martin (1973-74 to 1974-75)
---------------	---	----------------------------------

ASSISTS

Most Assists Overall

Career	814	Gil Perreault (1970-71 to 1986-87)
Season	95	Pat LaFontaine (1992-93)
Game	5	Gil Perreault (2-1-76 at California; 3-9-80 vs. St. Louis; 1-4-84 vs. Winnipeg)
		Dale Hawerchuk (1-15-92 at New Jersey)
		Pat LaFontaine (3-19-92 at Los Angeles; 12-31-92 vs. N.Y. Rangers; 2-10-93 at Winnipeg)

Most Consecutive Assists-Scoring Games

Season	11	Gil Perreault (12-23-84 to 1-13-85)
---------------	----	-------------------------------------

Most Assists by Left Wing

Career	423	Dave Andreychuk (1982-83 to 1992-93)
---------------	-----	--------------------------------------

Most Assists by Right Wing

Season	51	Dave Andreychuk (1985-86)
Game	5	Dale Hawerchuk (1-15-92 at New Jersey)



Most Assists by Center

Career	814	Gil Perreault (1970-71 to 1986-87)
Season	95	Pat LaFontaine (1992-93)
Game	5	Gil Perreault (2-1-76 at California; 3-9-80 vs. St. Louis; 1-4-84 vs. Winnipeg)
		Pat LaFontaine (3-19-92 at Los Angeles; 12-31-92 vs. N.Y. Rangers; 2-10-93 at Winnipeg)

Most Assists by Right Wing

Career	330	Rene Robert (1971-72 to 1978-79)
Season	60	Rene Robert (1974-75)
Game	4	several times, last Alexander Mogilny (3-30-95 vs. Ottawa)

Most Assists by Defenseman

Career	334	Phil Housley (1982-83 to 1989-90)
Season	60	Phil Housley (1989-90)
Game	4	Bill Hajt (11-13-76 vs. N.Y. Rangers) Phil Housley (12-23-89 at Quebec)

POINTS**Most Points Overall**

Career	1,326	Gil Perreault (1970-71 to 1986-87)
Season	148	Pat LaFontaine (1992-93)
Game	7	Gil Perreault (2-1-76 at California)

Most Point-Scoring Games in Succession

Season	18	Gil Perreault (10-24-71 to 12-4-71)
--------	----	-------------------------------------

Most Points by Left Wing

Career	771	Dave Andreychuk (1982-83 to 1992-93)
Season	95	Rick Martin (1974-75)
Game	6	Dave Andreychuk (2-6-86 at Boston)

Most Points by Center

Career	1,326	Gil Perreault (1970-71 to 1986-87)
Season	148	LaFontaine (1992-93)
Game	7	Gil Perreault (2-1-76 at California)

Most Points by Right Wing

Career	552	Rene Robert (1971-72 to 1978-79)
Season	127	Alexander Mogilny (1992-93)
Game	6	Jim Lorentz (12-6-73 vs. N.Y. Rangers)

Most Points by Defenseman

Career	490	Phil Housley (1982-83 to 1989-90)
Season	81	Phil Housley (1989-90)
Game	5	John Van Boxmeer (11-7-81 at N.Y. Islanders) Phil Housley (12-23-89 at Quebec)

PENALTY MINUTES**Most Penalty Minutes Overall**

Career	2,268	Rob Ray (1989-90 to 1997-98)
Season	354	Rob Ray (1991-92)
Game	39	Reg Fleming (10-18-70 vs. Pittsburgh)

Most Penalty Minutes by Left Wing

Career	1,746	Rob Ray (1989-90 to 1995-96)
Season	354	Rob Ray (1991-92)
Game	39	Reg Fleming (10-18-70 vs. Pittsburgh)

Most Penalty Minutes by Center

Career	500	Gil Perreault (1970-71 to 1986-87)
Season	120	Benoit Hogue (1988-89)

Most Penalty Minutes by Right Wing

Career	1,450	Mike Foligno (1981-82 to 1990-91)
Season	335	Matthew Barnaby (1995-96)

Most Penalty Minutes by Defenseman

Career	1,390	Larry Playfair (1978-79 to 1985-86; 1988-89 to 1989-90)
Season	258	Larry Playfair (1981-82)

SHOTS ON GOAL**Most Shots on Goal Overall**

Career	2,837	Gil Perreault (1970-71 to 1986-87)
Season	360	Alexander Mogilny (1992-93)
Game	12	Rene Robert (4-1-76 vs. Boston) Jim Schoenfeld (12-10-78 vs. Toronto) Mike Foligno (3-3-82 vs. Hartford) Ken Priestlay (3-4-88 vs. N.Y. Rangers) Dave Andreychuk (11-13-92 vs. Hartford) Alexander Mogilny (3-16-93 at St. Louis)

Highest Shooting Percentage (50+ Gms)

Season	24.4	Peter McNab (1974-75)
--------	------	-----------------------

PLUS/MINUS**Highest Plus/Minus Rating**

Season	+61	Don Luce (1974-75)
--------	-----	--------------------

SPECIAL TEAMS**Most Power-Play Goals**

Career	153	Dave Andreychuk (1982-83 to 1992-93)
Season	28	Dave Andreychuk (1991-92)
Game	4	Dave Andreychuk (3-19-92 at Los Angeles)

Most Short-Handed Goals

Career	27	Craig Ramsay (1971-72 to 1984-85)
Season	8	Don Luce (1974-75)
Game	2	Don Luce (12-22-74 at Washington) Bob Sweeney (4-1-95 at N.Y. Islanders) Michael Peca (12-31-97 vs. Ottawa) Alexei Zhitnik (3-19-98 vs. Florida)

ROOKIE RECORDS**Most Goals by Rookie**

Season	44	Rick Martin (1971-72)
--------	----	-----------------------

Most Assists by Rookie

Season	47	Phil Housley (1982-83)
--------	----	------------------------

Most Points by Rookie

Season	74	Rick Martin (1971-72)
--------	----	-----------------------

Most Penalty Minutes by Rookie

Season	309	Brad May (1991-92)
--------	-----	--------------------

Fastest Goal by Rookie from Start of First NHL Game

Game	:18	(Danny Gare, 10-10-74 vs. Boston)
------	-----	-----------------------------------

GOALTENDERS**Most Games Played**

Career	325	Dominik Hasek (1992-93 to 1997-98)
Season	72	Don Edwards (1977-78) Dominik Hasek (1997-98)

Most Wins

Career	156	Don Edwards (1976-77 to 1981-82)
Season	38	Don Edwards (1977-78)

Most Losses

Career	117	Dominik Hasek (1992-93 to 1997-98)
Season	34	Roger Crozier (1971-72)

Most Minutes Played

Career	18,877	Dominik Hasek (1992-93 to 1997-98)
Season	4,220	Dominik Hasek (1997-98)
Game	65	many times, last Steve Shields (4-11-98 at Ottawa)

Lowest Goals Against Avg.

Career	2.32	Dominik Hasek (1992-93 to 1997-98)
Season	1.95	Dominik Hasek (1993-94)

Saves in Complete Game

Most	64	Joe Daley (12-10-70 at Boston)
Fewest	7	Al Smith (3-21-76 vs. Kansas City)

Most Shutouts

Career	32	Dominik Hasek (1992-93 to 1997-98)
Season	13	Dominik Hasek (1997-98)

CAREER POINT LEADERS AGAINST SABRES

Player	Total	Player	Total
Ray Bourque	112	Ray Ferraro	43
x - Michel Goulet	100	Chris Chelios	43
Ron Francis	93	Geoff Courtnall	42
x - Peter Stastny	92	Larry Murphy	42
Wayne Gretzky	83	Guy Carbonneau	40
x - Guy Lafleur	74	Doug Gilmour	40
Kevin Dineen	69	Bernie Nicholls	40
x - Phil Esposito	69	Paul Coffey	39
x - Larry Robinson	69	Vincent Damphousse	38
x - Marcel Dionne	68	x - Keith Acton	36
Joe Sakic	67	Neal Broten	36
Mark Messier	64	x - Steve Kasper	36
Steve Yzerman	64	x - Sylvain Turgeon	36
x - Bryan Trotter	63	Steve Thomas	35
x - Mario Lemieux	61	Shayne Corson	34
x - Jean Ratelle	61	Murray Craven	34
Stephane Richer	61	x - Dale Hawerchuk	34
x - Denis Savard	61	Mark Recchi	34
Dale Hunter	60	Luc Robitaille	34
Adam Oates	59	x - Dave Taylor	34
Pat Verbeek	56	x - Dean Evason	33
x - Barry Pederson	54	John MacLean	33
x - Bobby Smith	53	x - John Ogrodnick	33
Jaromir Jagr	52	Geoff Sanderson	33
x - Jari Kurri	51	Petr Svoboda	33
x - Joe Mullen	51	Jeff Brown	32
Dave Babych	50	Bob Carpenter	32
x - Mike Gartner	50	Glenn Anderson	31
x - Cam Neely	48	Dino Ciccarelli	31
Andrew Cassels	45	Russ Courtnall	31
Kirk Muller	45	Craig Janney	31
x - Ryan Walter	45	Mats Sundin	31
Brian Bellows	44		
		x - retired	



**ALL-TIME OPPOSING GOALIE WINS**

Goaltender	Record
x - Mike Liut	22-20-2
Patrick Roy	22-16-7
x - Dan Bouchard	18-19-10
x - Andy Moog	17-20-5
x - Bernie Parent	17-4-3
x - Tony Esposito	16-16-8
x - Pete Peeters	16-14-2
x - Billy Smith	15-22-5
Ron Hextall	15-9-2
x - Ken Dryden	13-8-3
x - Rogie Vachon	12-17-5
Ken Wregget	12-11-2
Grant Fuhr	12-9-3

OTHER ACTIVE LEADERS

Goaltender	Record
Tom Barrasso	11-7-3
Don Beaupre	10-14-9
Ron Tugnutt	10-9-2
Mike Richter	10-8-7
Sean Burke	9-18-4
Mike Vernon	9-8-2
Glenn Healy	9-4-2
Jon Casey	8-4-4
Martin Brodeur	8-4-2
Curtis Joseph	8-1-2
John Vanbiesbrouck	7-14-2
Bill Ranford	7-10-2
Stephane Fiset	7-7-2
Craig Billington	6-8-3
Mark Fitzpatrick	6-7-2
Chris Terreri	6-1-3

MOST LOSSES

Goaltender	Losses
Billy Smith	22
Jim Rutherford	22

x - retired

OPPONENTS ONE GAME RECORDS**Most Goals by Opposing Player**

Game 4	Rosaire Paiement (2-9-71 at Vancouver)
	Bob Schmutz (11-19-72 at Vancouver)
	Phil Esposito (1-14-73 at Boston)
	Mark Napier (12-3-80 vs. Montreal)
	Wendel Clark (10-11-86 at Toronto)
	Joe Nieuwendyk (12-13-87 vs. Calgary)
	Joe Sakic (4-14-92 at Quebec)
	Brian Bellows (2-27-93 at Montreal)
	Peter Bondra (4-3-96 vs. Washington)
	Jaroslav Svejkovsky (4-13-97 vs. Washington)

Most Assists by Opposing Player

Game 5	Doug Gilmour (11-5-88 at Calgary)
--------	-----------------------------------

Most Points by Opposing Player

Game 6	John Bucyk (12-10-70 at Boston, 2 goals, 4 assists)
	Garry Unger (3-13-71 at St. Louis, 3 goals, 3 assists)
	Bernie Nicholls (11-22-87 vs. Los Angeles, 3 goals, 3 assists)
	Hakan Loob (3-12-88 at Calgary, 3 goals, 3 assists)
	Kevin Dineen (4-15-93 vs. Philadelphia, 3 goals, 3 assists)


Most Saves in Shutout by Opposing Player

Game 39	Glenn Healy (2-4-90 vs. N.Y. Islanders)
	Darcy Wakaluk (2-7-92 vs. Minnesota)

Least Saves in Shutout by Opposing Player

Game 14	Phil Myre (10-15-70 vs. Montreal)
---------	-----------------------------------

Playoffs



SABRES ALL-TIME PLAYOFF SCORING

PLAYER	A				
	GP	G	A	PTS	PIM
Shawn Anderson	5	0	1	1	4
Mikael Andersson	1	1	0	1	0
Dave Andreychuk	41	12	20	32	32
Scott Arniel	16	2	1	3	13
Mark Astley	2	0	0	0	0
Donald Audette	48	12	17	29	32

PLAYER	B				
	GP	G	A	PTS	PIM
Matthew Barnaby	27	7	11	18	79
Tom Barrasso	12	0	0	0	9
Doug Bodger	42	6	18	24	25
Philippe Boucher	7	1	1	2	2
Bob Boughner	25	0	5	5	24
Ken Breitenbach	8	0	1	1	4
Curtis Brown	13	1	2	3	10
Randy Burridge	12	5	1	6	2

PLAYER	C				
	GP	G	A	PTS	PIM
Keith Carney	15	0	6	6	6
Larry Carriere	23	0	3	3	40
Jacques Cloutier	4	0	0	0	0
Real Cloutier	2	0	0	0	0
Bob Corkum	14	2	0	2	6
Roger Crozier	9	0	1	1	2
Paul Cyr	18	3	6	9	21

PLAYER	D				
	GP	G	A	PTS	PIM
Mal Davis	7	1	0	1	0
Jason Dawe	22	4	3	7	18
Gerry Desjardins	25	0	0	0	4
Michel Deziel	1	0	0	0	0
Gord Donnelly	4	0	1	1	0
Tom Draper	7	0	0	0	0
Dave Dryden	2	0	0	0	0
Rick Dudley	25	7	2	9	69
Richie Dunn	27	2	14	16	16

PLAYER	E				
	GP	G	A	PTS	PIM
Don Edwards	31	0	0	0	7
Bob Errey	4	0	1	1	10

PLAYER	F				
	GP	G	A	PTS	PIM
Dave Feneyes	11	0	0	0	9
Lee Fogolin	30	0	6	6	58
Mike Foligno	39	13	11	24	143
Lou Franceschetti	6	1	0	1	2
Grant Fuhr	8	0	0	0	2

PLAYER	G				
	GP	G	A	PTS	PIM
Garry Galley	17	0	9	9	18
Danny Gare	57	23	21	44	147
Clark Gillies	5	0	1	1	25
Norm Gratton	6	0	1	1	2
Michal Grosek	27	9	7	16	36
Jocelyn Guevremont	40	4	17	21	18

PLAYER	H-I				
	GP	G	A	PTS	PIM
Bill Hajt	80	2	16	18	70
Bob Halkidis	8	0	0	0	41

Kevin Haller	6	1	4	5	10
Gilles Hamel	18	2	5	7	8
Dave Hannan	27	4	3	7	28
Hugh Harris	3	0	0	0	0
Paul Harrison	1	0	0	0	0
Mike Hartman	19	0	0	0	104
Dominik Hasek	31	0	0	0	8
Dale Hawerchuk	30	9	25	34	16
Alan Haworth	10	4	5	9	4
Larry Hillman	6	0	0	0	8
Benoit Hogue	13	3	1	4	37
Brian Holzinger	31	8	13	21	28
Tim Horton	6	0	1	1	4
Bill Houlder	8	0	2	2	4
Phil Housley	35	10	17	27	22
Charlie Huddy	3	0	0	0	0

PLAYER	J				
	GP	G	A	PTS	PIM
Val James	3	0	0	0	0
Calle Johansson	6	0	1	1	0

PLAYER	K				
	GP	G	A	PTS	PIM
Dean Kennedy	8	1	2	3	29
Yuri Khmylev	20	7	5	12	20
Jerry Korab	46	7	14	21	69
Joe Kowal	2	0	0	0	0
Uwe Krupp	23	1	2	3	29
Paul Kruse	1	1	0	1	4

PLAYER	L				
	GP	G	A	PTS	PIM
Pat LaFontaine	19	12	15	27	6
Yvon Lambert	4	3	0	3	2
Grant Ledyard	19	4	5	9	20
Jim Lorentz	35	11	9	20	22
Don Luce	62	17	19	36	46

PLAYER	M				
	GP	G	A	PTS	PIM
Kevin Maguire	10	0	0	0	86
Clint Malarchuk	5	0	1	1	2
Dave Maloney	1	0	0	0	0
Rick Martin	62	24	29	53	74
Terry Martin	11	2	2	4	10
Brad May	36	3	8	11	59
Gary McAdam	15	3	2	5	7
Rob McClanahan	15	0	2	2	17
Dale McCourt	14	5	5	10	4
Paul McIntosh	2	0	0	0	7
Jay McKee	4	0	0	0	0
Tony McKegney	38	11	9	20	10
Sean McKenna	8	1	1	2	2
Peter McNab	25	2	6	8	4
Gerry Meehan	6	0	1	1	0
Larry Mickey	6	1	0	1	5
Alexander Mogilny	31	14	16	30	18
Mike Moller	3	0	1	1	0
Randy Moller	14	0	2	2	16
Bob Mongrain	11	1	2	3	2
Craig Muni	12	0	1	1	6
Phil Myre	1	0	0	0	0

PLAYER	N-O				
	GP	G	A	PTS	PIM
Mark Napier	9	1	3	4	0
Gates Orlando	5	0	4	4	14

PLAYER	P-Q				
	GP	G	A	PTS	PIM
Jeff Parker	5	0	0	0	26
Steve Patrick	8	0	1	1	6
Colin Patterson	13	1	1	2	2
Scott Pearson	5	0	0	0	4
Michael Peca	23	3	4	7	16
Gil Perreault	90	33	70	103	44
Brent Peterson	22	2	3	5	50
Derek Plante	30	5	9	14	14
Larry Playfair	40	0	6	6	97
Tracy Pratt	6	0	0	0	6
Wayne Presley	27	9	5	14	42
Ken Priestlay	14	0	0	0	21
Wayne Primeau	23	1	3	4	12
Daren Puppa	5	0	0	0	0

PLAYER	R				
	GP	G	A	PTS	PIM
Craig Ramsay	89	17	31	48	27
Mike Ramsey	72	8	18	26	158
Rob Ray	47	2	2	4	167
Joe Reekie	2	0	0	0	4
Jacques Richard	12	2	1	3	7
Rene Robert	47	22	17	39	71
Mike Robitaille	6	0	0	0	0
Ed Ronan	6	1	0	1	6
Lindy Ruff	42	11	10	21	164
Christian Ruutu	23	3	8	11	43

PLAYER	S				
	GP	G	A	PTS	PIM
Geoff Sanderson	14	3	1	4	4
Miroslav Satan	21	5	4	9	4
Bob Sauve	2	0	0	0	2
Jean Francois Sauve	7	2	2	4	0
Andre Savard	45	5	11	16	40
Ron Schock	2	0	0	0	0
Jim Schoenfeld	75	3	13	16	151
Dave Schultz	3	0	2	2	4
Ric Seiling	55	14	14	28	31
Darrin Shannon	14	1	3	4	8
Darryl Shannon	27	4	7	11	16
Ray Sheppard	7	1	2	3	2
Steve Shields	10	0	0	0	9

SABRES ALL-TIME PLAYOFF GOALTENDING STATISTICS

PLAYER	GP	MIN	GA	EN	SO	AVG.	W	L
Dominik Hasek	31	1939	69	1	3	2.14	16	14
Paul Harrison	1	26	1	0	0	2.31	0	0
Jacques Cloutier	4	238	10	1	1	2.52	1	3
Tom Draper	7	433	19	0	1	2.63	3	4
Steve Shields	10	570	26	3	1	2.74	4	6
Roger Crozier	9	541	25	1	0	2.77	5	4
Bob Sauve	23	1268	59	1	4	2.79	13	9
Don Edwards	31	1859	98	3	1	3.16	13	18
Darcy Wakaluk	2	37	2	0	0	3.24	0	1
Gerry Desjardins	25	1382	75	1	0	3.25	11	11
Grant Fuhr	8	474	27	0	1	3.42	3	4
Al Smith	1	17	1	0	0	3.53	0	0
Daren Puppa	11	593	36	2	0	3.64	3	6
Tom Barrasso	12	663	46	1	0	4.16	3	8
Clint Malarchuk	5	305	22	0	0	4.33	2	3
Dave Dryden	2	120	9	0	0	4.50	0	2
Phil Myre	1	57	7	0	0	7.37	0	0
Andrei Trefilov	1	13	0	0	0	0.00	0	0

Todd Simon	5	1	0	1	0
Richard Smehlik	47	0	10	10	24
Al Smith	1	0	0	0	0
Derek Smith	30	9	14	23	13
Doug Smith	1	0	0	0	0
Dave Snuggerud	12	1	3	4	6
Brian Spencer	30	1	4	5	12
Bill Stewart	9	0	3	3	0
Ken Sutton	25	3	4	7	14
Petr Svoboda	10	1	4	5	10
Bob Sweeney	14	2	2	4	12

PLAYER	T-U				
	GP	G	A	PTS	PIM
Tony Tanti	12	2	3	5	12
Paul Terbenche	6	0	0	0	0
Alex Tidea	2	0	0	0	0
Andrei Trefilov	1	0	0	0	0
John Tucker	17	9	11	20	18
Pierre Turgeon	23	12	13	25	14

PLAYER	V				
	GP	G	A	PTS	PIM
John Van Boxmeer	35	5	14	19	35
Vaclav Varada	15	3	4	7	18
Rick Vaive	17	7	5	12	20
Hannu Virta	17	1	3	4	6

PLAYER	W-Y				
	GP	G	A	PTS	PIM
Darcy Wakaluk	2	0	0	0	2
Dixon Ward	27	5	11	16	12
Jay Wells	7	0	1	1	12
Jim Wiemer	1	0	0	0	0
Mike Wilson	25	0	2	2	15
Randy Wood	21	3	5	8	10
Jason Woolley	15	2	9	11	12

PLAYER	Z				
	GP	G	A	PTS	PIM
Alexei Zhitnik	32	1	4	5	66

Note: Michel Deziel is the only Sabre to have played in a playoff game without participating in a regular season game.



BUFFALO SABRES FINAL 1998 PLAYOFF STATS

POS	NO.	PLAYER	GP	G	A	PTS	+/-	PIM	PP	SH	GW	GT	S	PCTG
R	36	Matthew Barnaby	15	7	6	13	6	22	3	0	1	0	25	28.0
R	28	Donald Audette	15	5	8	13	4	10	3	0	2	0	31	16.1
C	19	Brian Holzinger	15	4	7	11	2	18	1	1	0	0	24	16.7
R	15	Dixon Ward	15	3	8	11	8	6	0	0	0	0	29	10.3
D	5	Jason Woolley	15	2	9	11	8	12	1	0	1	0	32	6.3
L	18	Michal Grosek	15	6	4	10	5	28	2	0	3	1	40	15.0
L	81	Miroslav Satan	14	5	4	9	9	4	4	0	1	0	20	25.0
R	25	*Vaclav Varada	15	3	4	7	3	18	0	0	0	0	24	12.5
D	8	Darryl Shannon	15	2	4	6	0	8	0	1	0	0	15	13.3
C	27	Michael Peca	13	3	2	5	4	8	0	0	1	1	24	12.5
L	80	Geoff Sanderson	14	3	1	4	0	4	1	0	1	1	25	12.0
C	22	Wayne Primeau	14	1	3	4	1	6	0	0	0	0	10	10.0
D	6	Bob Boughner	14	0	4	4	9	15	0	0	0	0	7	.0
L	37	Curtis Brown	13	1	2	3	6	10	1	0	0	0	23	4.3
C	26	Derek Plante	11	0	3	3	1	10	0	0	0	0	13	.0
D	44	Alexei Zhitnik	15	0	3	3	1	36	0	0	0	0	24	.0
D	42	Richard Smehtik	15	0	2	2	3	6	0	0	0	0	12	.0
L	24	Paul Kruse	1	1	0	1	1	4	0	0	0	0	2	50.0
D	4	Mike Wilson	15	0	1	1	4	13	0	0	0	0	16	.0
D	74	Jay McKee	1	0	0	0	1	0	0	0	0	0	0	.0
R	32	Rob Ray	10	0	0	0	2	24	0	0	0	0	2	.0
G	39	Dominik Hasek	15	0	0	0	0	4	0	0	0	0	0	.0

NO.	GOALTENDER	GPI	MINS	AVG	W	L	EN	SO	GA	SA	SV %	G	A	PIM
39	Dominik Hasek	15	948	2.03	10	5	0	1	32	514	.938	0	0	4
BUF TOTALS		15	949	2.02	10	5	0	1	32	514	.938			

* - rookie

BUFFALO SABRES 1998 GAME-BY-GAME PLAYOFF STATS

	#4	#5	#6	#8	#15	#18	#19	#22	#24	#25	#26	#27
	Wilson	Woolley	Boughner	Shannon	Ward	Grosek	Holzinger	Primeau	Kruse	Varada	Plante	Peca
22-Apr @ PHI	0-0-0 -2	0-0-0 +2	0-1-2 +2	0-1-2 -1	0-1-0 +1	1-0-3 +1	0-0-2 -2	1-0-2 +3	0-0-0 -2	0-1-0 -2	0-1-0 -2	0-1-0 -2
24-Apr @ PHI	0-0-2 -1	0-0-0 -2	0-0-0 -2	0-0-0 -1	1-0-2 +1	1-0-4 +1	0-0-6 -4	0-0-0 -2	0-0-0 -2	0-1-2 -2	0-1-2 -2	0-1-2 -2
27-Apr vs PHI	0-0-0 -2	0-2-2 +1	0-0-0 -2	1-0-2 +3	0-2-2 +2	1-0-3 +1	1-1-0 +1	0-1-2 +1	0-1-0 -2	0-1-0 -2	0-1-0 -2	0-1-0 -2
29-Apr vs PHI	0-0-0 -2	0-1-0 -2	0-0-5 -1	0-2-2 -0	1-0-2 -2	0-0-2 -2	1-1-0 -2	0-0-2 -1	0-1-0 -2	0-0-2 -2	0-1-0 -2	0-1-0 -2
1-May @ PHI	0-0-3 -2	0-0-4 -2	0-0-0 -2	0-0-0 -2	0-0-2 -0	1-0-4 -7	0-1-4 -1	0-0-0 -2	0-1-0 -2	0-0-2 -2	0-1-0 -2	0-1-0 -2
8-May vs MTL	0-0-2 -1	0-1-0 +1	0-0-0 +1	0-0-2 -1	0-0-2 -2	0-0-2 -2	1-1-2 +1	0-0-0 -1	0-1-0 -2	0-0-0 -2	0-1-0 -2	0-1-0 -2
10-May vs MTL	0-1-0 +2	0-1-0 +1	0-1-2 +1	0-0-0 +1	1-0-3 +1	1-2-0 +3	0-0-0 -1	0-0-0 -2	0-1-0 -2	0-1-0 -2	0-1-0 -2	0-1-0 -2
12-May @ MTL	0-0-2 -2	0-2-0 +3	0-0-0 -2	0-0-1 -1	0-2-0 +1	0-1-4 -2	0-1-0 -1	0-0-0 -2	0-1-0 -2	0-1-0 -2	0-1-0 -2	0-1-0 -2
14-May @ MTL	0-0-0 +0	0-1-0 -3	0-1-0 +1	0-1-0 -1	0-0-1 -1	0-0-0 -2	0-1-0 -2	0-0-0 -2	0-1-0 -2	0-1-0 -2	0-1-0 -2	0-1-0 -2
23-May @ WSH	0-0-2 +1	0-0-0 +1	0-0-0 +1	0-0-1 +1	0-0-0 -2	1-0-2 +1	0-0-2 -1	0-0-1 -1	0-0-0 -2	0-1-0 -2	0-1-0 -2	0-1-0 -2
25-May @ WSH	0-0-0 +1	0-0-0 -1	0-0-2 -2	0-0-3 -2	0-1-0 -2	0-1-0 -2	0-0-0 -2	0-0-0 -2	0-1-0 -2	0-1-0 -2	0-1-0 -2	0-1-0 -2
28-May vs WSH	0-0-1 -1	0-1-0 +3	0-0-0 +1	0-0-2 -3	0-0-0 -1	0-1-2 +3	1-0-0 +4	0-1-0 -2	0-1-0 -2	0-1-0 -2	0-1-0 -2	0-1-0 -2
30-May vs WSH	0-0-1 -1	0-0-0 -4	0-0-0 -1	0-0-3 -3	0-0-0 -3	0-0-0 -3	0-0-0 -2	0-0-0 -2	0-1-0 -2	0-1-0 -2	0-1-0 -2	0-1-0 -2
2-Jun @ WSH	0-0-0 +1	1-0-3 +1	0-0-2 +1	1-0-0 +1	1-0-3 +1	0-0-0 +1	0-0-0 -1	0-0-0 -1	0-0-0 -1	0-0-0 -1	0-0-0 -1	0-0-0 -1
4-Jun vs WSH	0-0-0 +1	0-0-0 -1	0-0-0 -1	0-0-2 -1	0-1-0 +1	0-0-0 -1	0-0-2 -1	0-1-0 +1	1-0-4 +2	0-1-2 +3	0-0-0 -1	1-0-3 +1

SKATERS KEY: Goals-Assists/PIM-Shots Plus/Minus
 GOALIES KEY: Shots-Saves-Empty Net Goals/Minutes Played
 ABBREVIATIONS: DNP - Did Not Play (Healthy Scratch or Backup)
 INJ - Injured or Sick
 ROCH - Rochester (with AHL Affiliate)
 SUSP - Suspended
 NOR - Not on Roster

BUFFALO SABRES 1998 GAME-BY-GAME PLAYOFF STATS

	#28	#32	#36	#37	#42	#44	#74	#80	#81	#81	#31	#39
	Audette	Ray	Barnaby	Brown	Smehtik	Zhitnik	McKee	Sanderson	Satan	Shields	Hasek	
22-Apr @ PHI	1-0-3 -1	0-0-0 -2	0-1-0 +1	0-0-0 -2	0-0-1 +1	0-1-6 +3	0-0-0 -1	0-0-0 -1	0-0-0 -1	0-0-0 -1	0-0-0 -1	0-0-0 -1
24-Apr @ PHI	0-0-1 -2	0-0-2 -0	0-1-2 +1	0-0-0 -2	0-0-0 -1	0-0-4 +1	0-0-0 -1	0-0-0 -1	0-0-0 -1	0-0-0 -1	0-0-0 -1	0-0-0 -1
27-Apr vs PHI	0-1-0 -2	SUSP	1-0-2 +1	0-0-0 +1	0-0-2 +3	0-1-2 +1	0-0-0 -1	0-0-0 -1	0-0-0 -1	0-0-0 -1	0-0-0 -1	0-0-0 -1
29-Apr vs PHI	0-1-4 -3	DNP	1-0-2 -2	0-0-2 -1	0-0-0 -2	0-0-2 -0	0-0-0 -2	0-0-0 -2	0-0-0 -2	0-0-0 -2	0-0-0 -2	0-0-0 -2
1-May @ PHI	1-0-2 -1	0-0-0 -2	0-1-0 -2	0-0-2 -1	0-1-0 -1	0-0-0 -2	0-0-0 -1	0-0-0 -1	0-0-0 -1	0-0-0 -1	0-0-0 -1	0-0-0 -1
8-May vs MTL	0-2-0 +5	0-0-0 -1	0-0-0 -1	0-0-0 -1	0-0-2 -1	0-0-2 -1	0-0-2 -2	0-0-2 -2	0-0-2 -2	0-0-2 -2	0-0-2 -2	0-0-2 -2
10-May vs MTL	1-0-0 -1	DNP	3-1-0 +5	0-2-0 +4	0-0-0 +1	0-0-6 +2	0-0-0 -1	0-0-0 -1	0-0-0 -1	0-0-0 -1	0-0-0 -1	0-0-0 -1
12-May @ MTL	0-1-2 -1	0-0-0 -1	0-0-2 -1	0-0-2 -1	0-0-2 -1	0-1-2 -3	0-0-0 -1	0-0-0 -1	0-0-0 -1	0-0-0 -1	0-0-0 -1	0-0-0 -1
14-May @ MTL	1-1-0 +5	DNP	1-0-0 -1	0-0-2 -0	0-0-0 -0	0-0-4 -2	0-0-0 -2	0-0-0 -2	0-0-0 -2	0-0-0 -2	0-0-0 -2	0-0-0 -2
23-May @ WSH	0-1-0 +2	0-0-0 -1	0-1-0 +1	0-0-2 +1	0-0-2 +1	0-0-2 +1	0-0-2 +1	0-0-2 +1	0-0-2 +1	0-0-2 +1	0-0-2 +1	0-0-2 +1
25-May @ WSH	0-0-1 -2	0-0-0 -2	0-0-0 -2	0-0-0 -2	0-0-1 -1	0-0-4 -1	0-0-0 -1	0-0-0 -1	0-0-0 -1	0-0-0 -1	0-0-0 -1	0-0-0 -1
28-May vs WSH	1-1-0 +2	DNP	1-0-2 +1	0-0-1 +1	0-1-0 -2	0-0-0 -1	0-0-0 -1	0-0-0 -1	0-0-0 -1	0-0-0 -1	0-0-0 -1	0-0-0 -1
30-May vs WSH	0-0-2 -2	0-0-0 -1	0-0-2 -1	0-0-2 -1	0-0-2 -1	0-0-2 -1	0-0-2 -1	0-0-2 -1	0-0-2 -1	0-0-2 -1	0-0-2 -1	0-0-2 -1
2-Jun @ WSH	0-0-0 +1	0-0-0 -2	0-0-2 +1	0-0-2 +1	0-0-2 +1	0-0-2 +1	0-0-2 +1	0-0-2 +1	0-0-2 +1	0-0-2 +1	0-0-2 +1	0-0-2 +1
4-Jun vs WSH	0-0-0 -2	0-0-2 +1	0-0-0 -1	0-0-0 -1	0-0-0 -1	0-0-0 -1	0-0-0 -1	0-0-0 -1	0-0-0 -1	0-0-0 -1	0-0-0 -1	0-0-0 -1

SKATERS KEY: Goals-Assists/PIM-Shots Plus/Minus
 GOALIES KEY: Shots-Saves-Empty Net Goals/Minutes Played
 ABBREVIATIONS: DNP - Did Not Play (Healthy Scratch or Backup)
 INJ - Injured or Sick
 ROCH - Rochester (with AHL Affiliate)
 SUSP - Suspended
 NOR - Not on Roster

BUFFALO SABRES 1998 POSTSEASON SCORES

NO.	DATE	H/A	OPP.	SCORE	W/L	REC.	PP	PK	GOALIE	ATT.	GOALS by UNIF. NO. (in order scored)
1	4/22	A	Phi	3-2	W	1-0	0-3	0-6	Hasek	19,610	18,22,28(d)
2	4/24	A	Phi	2-3	L	1-1	1-6	1-10	Hasek	19,734	18,15
3	4/27	H	PHI	6-1	W	2-1	2-7	1-6	Hasek	18,595	81,18(d),81,8,19,25
4	4/29	H	PHI	4-1	W	3-1	3-6	0-6	Hasek	18,595	15,81(d),36,19
5	5/1	A	Phi **	3-2	W	4-1	3-9	1-8	Hasek	19,798	5,28,18(d)
6	5/8	H	MTL **	3-2	W	5-1	1-7	0-7	Hasek	18,595	19,80,80(d)
7	5/10	H	MTL *	6-3	W	6-1	1-6	1-6	Hasek	18,595	18,28,15,36(d),36,36(EN)
8	5/12	A	Mtl **	5-4	W	7-1	1-5	0-6	Hasek	20,829	37,27,25,80,27(d)
9	5/14	A	Mtl	3-1	W	8-1	2-7	0-4	Hasek	21,152	36,28(d),81
10	5/23	A	Wsh	2-0	W	9-1	0-7	0-5	Hasek	19,740	18(d),81
11	5/25	A	Wsh **	2-3	L	9-2	1-4	1-7	Hasek	19,740	25,36
12	5/28	H	WSH **	3-4	L	9-3	1-5	2-4	Hasek	18,595	28,36,19
13	5/30	H	WSH	0-2	L	9-4	0-7	0-4	Hasek	18,595	---
14	6/2	A	Wsh	2-1	W	10-4	0-4	1-5	Hasek	19,740	8,5(d)
15	6/4	H	WSH **	2-3	L	10-5	0-6	1-6	Hasek	18,595	27,24

power-play goals underlined short-handed goals in *italics* (d) deciding goal (EN) empty net goal
 (PS) penalty shot

* - afternoon game
 ** - overtime decision

SABRES FACT

During the 1998 Stanley Cup Playoffs, the Buffalo Sabres tied the team record for wins in one playoff year with 10 (10 in 1975). The Sabres also had their longest winning streak in a playoff year with eight consecutive victories in 1998 (4/27 to 5/23).



1998 Playoffs (Eastern Conference Quarterfinals)

PHILADELPHIA FLYERS



VS.

BUFFALO SABRES



Summary: Won-4 Lost-1

At PHILADELPHIA

Date	Team	W	L	OT	Attend.	Goalenders	W/T Goal
April 22, 1998	FLYERS	2	SABRES 3		19,610	BURKE/HASEK	DONALD AUDETTE
April 24, 1998	FLYERS	3	SABRES 2		19,734	BURKE/HASEK	JOHN LECLAIR
May 1, 1998	FLYERS	2	SABRES 3		19,798	BURKE/HASEK	MICHAEL GROSEK

At BUFFALO

Date	Team	W	L	OT	Attend.	Goalenders	W/T Goal
April 27, 1998	FLYERS	1	SABRES 6		18,595	BURKE, HEXTALL/HASEK	MICHAEL GROSEK
April 29, 1998	FLYERS	1	SABRES 4		18,595	BURKE/HASEK	MIROSLAV SATAN

Goals by Period	1st	2nd	3rd	OT	Total	Shots by Period	1st	2nd	3rd	OT	Total
FLYERS	1	2	6	0	9	FLYERS	47	63	63	3	176
SABRES	5	7	5	1	18	SABRES	40	46	42	1	129

Individual Scoring

FLYERS	GP	G	A	TP	+/-	PP	SH	GW	GT	EN	S	Pctg	SABRES	GP	G	A	TP	+/-	PP	SH	GW	GT	EN	S	Pctg
R. BRIND'AMOUR	5	2	2	4	2	7	0	0	0	0	15	13.3	M. SATAN	5	3	2	5	3	-0	3	0	1	0	7	42.9
E. LINDROS	5	1	2	3	3	-17	0	0	0	0	13	7.7	B. HOLZINGER	5	2	3	5	2	-12	1	1	0	0	10	20.0
D. MCGILLIS	5	1	2	3	10	1	0	0	0	0	14	7.1	D. WARD	5	2	3	5	4	6	0	0	0	0	11	18.2
C. GRATTON	5	2	0	2	1	-10	0	0	0	0	16	12.5	M. BARNABY	5	1	4	5	2	12	1	0	0	0	8	12.5
J. LECLAIR	5	1	1	2	4	-8	1	0	1	0	19	5.3	M. GROSEK	5	4	0	4	1	10	2	0	2	1	15	26.7
A. DAIGLE	5	0	2	2	0	0	0	0	0	0	6	.0	D. AUDETTE	5	2	2	4	4	6	1	0	1	0	10	20.0
M. SILLINGER	3	1	0	1	1	0	0	0	0	0	7	14.3	D. SHANNON	5	1	3	4	1	4	0	1	0	0	2	50.0
D. BABYCH	5	1	0	1	2	4	1	0	0	0	12	8.3	J. WOOLLEY	5	1	3	4	1	6	1	0	0	0	9	11.1
P. SVOBODA	3	0	1	1	-4	0	0	0	0	0	1	.0	W. PRIMEAU	5	1	1	2	4	6	0	0	0	0	4	25.0
E. DESJARDINS	5	0	1	1	3	-0	0	0	0	0	17	.0	V. VARADA	5	1	1	2	1	6	0	0	0	0	10	10.0
C. THERIEN	5	0	1	1	-4	0	0	0	0	0	15	.0	M. PECA	3	0	2	2	2	0	0	0	0	0	5	.0
D. ZUBRUS	5	0	1	1	2	2	0	0	0	0	6	.0	D. PLANTE	5	0	2	2	8	0	0	0	0	0	7	.0
C. JOSEPH	1	0	0	0	2	0	0	0	0	0	2	.0	A. ZHITNIK	5	0	2	2	14	0	0	0	0	0	6	.0
K. SAMUELSSON	1	0	0	0	1	0	0	0	0	0	0	.0	B. BOUGHNER	4	0	1	1	2	7	0	0	0	0	4	.0
J. DRUCE	2	0	0	0	1	-2	0	0	0	0	3	.0	R. SMEHLIK	5	0	1	1	5	2	0	0	0	0	4	.0
D. LACROIX	4	0	0	0	4	0	0	0	0	0	0	.0	J. MCKEE	1	0	0	0	1	-0	0	0	0	0	0	.0
C. FORBES	5	0	0	0	2	2	0	0	0	0	9	.0	R. RAY	3	0	0	0	22	0	0	0	0	0	0	.0
T. KLATT	5	0	0	0	6	-0	0	0	0	0	6	.0	G. SANDERSON	4	0	0	0	0	0	0	0	0	0	9	.0
J. OTTO	5	0	0	0	1	-0	0	0	0	0	8	.0	C. BROWN	5	0	0	0	1	-4	0	0	0	0	4	.0
S. PODEIN	5	0	0	0	1	-10	0	0	0	0	5	.0	M. WILSON	5	0	0	0	3	-9	0	0	0	0	4	.0
L. RICHARDSON	5	0	0	0	3	-0	0	0	0	0	2	.0													
Power play:	3-36	8.3%											Power play:	9-31	29.0%										
Penalty killing:	22-31	71.0%											Penalty killing:	33-36	91.7%										

Goaltending

FLYERS	GP	MIN	GA	Avg	EN	SO	W	L	T	Shots	Save%
S. BURKE	5	283	17	3.60	0	0	1	4	0	121	.860
R. HEXTALL	1	20	1	3.00	0	0	0	0	0	8	.875

SABRES	GP	MIN	GA	Avg	EN	SO	W	L	T	Shots	Save%
D. HASEK	5	305	9	1.77	0	0	4	1	0	176	.949

1998 Playoffs (Eastern Conference Semifinals)

MONTREAL CANADIENS



VS.

BUFFALO SABRES



Summary: Won-4 Lost-0

At MONTREAL

Date	Team	W	L	OT	Attend.	Goalenders	W/T Goal
May 12, 1998	CANADIENS	4	SABRES 5		20,829	THIBAUT, THEODORE/HASEK	MICHAEL PECA
May 14, 1998	CANADIENS	1	SABRES 3		21,152	MOOG, THEODORE/HASEK	DONALD AUDETTE

At BUFFALO

Date	Team	W	L	OT	Attend.	Goalenders	W/T Goal
May 8, 1998	CANADIENS	2	SABRES 3		18,595	MOOG/HASEK	GEOFF SANDERSON
May 10, 1998	CANADIENS	3	SABRES 6		18,595	MOOG, THIBAUT/HASEK	MATTHEW BARNABY

Goals by Period	1st	2nd	3rd	OT	Total	Shots by Period	1st	2nd	3rd	OT	Total
CANADIENS	3	5	2	0	10	CANADIENS	41	59	48	10	158
SABRES	7	6	2	2	17	SABRES	41	31	20	7	99

Individual Scoring

CANADIENS	GP	G	A	TP	+/-	PP	SH	GW	GT	EN	S	Pctg	SABRES	GP	G	A	TP	+/-	PP	SH	GW	GT	EN	S	Pctg	
T. STEVENSON	4	3	1	4	1	6	0	0	0	0	8	37.5	D. AUDETTE	4	2	4	6	2	1	0	1	0	0	12	16.7	
M. RECCHI	4	1	3	4	1	4	0	0	0	0	7	14.3	M. BARNABY	4	4	1	5	2	2	1	0	1	0	1	7	57.1
V. MALAKHOV	3	2	1	3	4	1	0	0	0	0	8	25.0	J. WOOLLEY	4	0	5	5	0	0	0	0	0	0	0	5	.0
I. ULANOV	4	1	2	3	1	8	0	0	0	0	4	25.0	M. GROSEK	4	1	3	4	2	4	0	0	0	0	9	11.1	
S. KOIVU	4	1	1	2	1	2	0	0	0	0	9	11.1	B. HOLZINGER	4	1	3	4	2	0	0	0	0	0	3	33.3	
M. BUREAU	4	0	2	2	1	2	0	0	0	0	6	.0	G. SANDERSON	4	3	0	3	4	1	0	1	1	0	5	60.0	
S. CORSON	4	0	2	2	4	0	0	0	0	0	12	.0	C. BROWN	3	1	2	3	4	4	1	0	0	0	6	16.7	
V. DAMPHOUSE	4	1	0	1	4	-10	0	0	0	0	22	4.5	M. SATAN	4	1	2	3	2	-4	1	0	0	0	3	33.3	
M. RUCINSKY	4	1	0	1	2	-2	0	0	0	0	18	5.6	V. VARADA	4	1	2	3	3	4	0	0	0	0	8	12.5	
J. THIBAUT	2	0	1	1	0	0	0	0	0	0	0	.0	D. WARD	4	1	2	3	2	0	0	0	0	0	9	11.1	
P. POPOVIC	4	0	1	1	0	0	0	0	0	0	2	.0	M. PECA	4	2	0	2	6	0	0	1	1	0	7	28.6	
S. QUINTAL	4	0	1	1	1	-2	0	0	0	0	9	.0	B. BOUGHNER	4	0	2	2	3	2	0	0	0	0	0	0	.0
S. THORNTON	4	0	1	1	4	0	0	0	0	0	8	.0	D. PLANTE	3	0	1	1	0	0	0	0	0	0	6	.0	
M. VUKOTA	1	0	0	0	0	0	0	0	0	0	0	.0	D. SHANNON	4	0	1	1	-2	0	0	0	0	0	2	.0	
S. BORDELEAU	2	0	0	0	1	-0	0	0	0	0	0	.0	M. WILSON	4	0	1	1	-2	2	0	0	0	0	4	.0	
B. BRUNET	2	0	0	0	1	-0	0	0	0	0	0	.0	A. ZHITNIK	4	0	1	1	14	0	0	0	0	0	9	.0	
P. POULIN	2	0	0	0	1	-0	0	0	0	0	1	.0	R. RAY	2	0	0	0	2	-0	0	0	0	0	1	.0	
C. RIVET	2	0	0	0	1	-2	0	0	0	0	1	.0	W. PRIMEAU	4	0	0	0	3	-0	0	0	0	0	1	.0	
P. BRISEBOIS	4	0	0	0	4	-0	0	0	0	0	13	.0	R. SMEHLIK	4	0	0	0	2	0	0	0	0	0	2	.0	
J. HOGGLUND	4	0	0	0	2	-0	0	0	0	0	1	.0														
D. MANSON	4	0	0	0	2	-8	0	0	0	0	12	.0														
B. SAVAGE	4	0	0	0	3	-0	0	0	0	0	17	.0														
Power play:	1-23	4.3%											Power play:	5-25	20.0%											
Penalty killing:	20-25	80.0%											Penalty killing:	22-23	95.7%											

Goaltending

CANADIENS	GP	MIN	GA	Avg	EN	SO	W	L	T	Shots	Save%
A. MOOG	3	134	11	4.93	0	0	3	0	0	57	.807
J. THIBAUT	2	43	4	5.58	1	0	0	0	0	16	.750
J. THEODORE	2	85	1	.71	0	0	0	1	0	25	.960

SABRES	GP	MIN	GA	Avg	EN	SO	W	L	T	Shots	Save%
D. HASEK											

1998 Playoffs (Eastern Conference Finals)

WASHINGTON CAPITALS



VS.

BUFFALO SABRES



Summary: Won-2 Lost-4

At WASHINGTON

	CAPITALS	0	SABRES	2	Attend.	Goaltenders	W/T Goal
May 23, 1998	CAPITALS	0	SABRES	2	19,740	KOLZIG/HASEK	MICHAL GROSEK
May 25, 1998	CAPITALS	3	SABRES	2	19,740	KOLZIG/HASEK	TODD KRYGIER
June 2, 1998	CAPITALS	1	SABRES	2	19,740	KOLZIG/HASEK	JASON WOOLLEY

At BUFFALO

	CAPITALS	4	SABRES	3	Attend.	Goaltenders	W/T Goal
May 28, 1998	CAPITALS	4	SABRES	3	18,595	KOLZIG/HASEK	PETER BONDRA
May 30, 1998	CAPITALS	2	SABRES	0	18,595	KOLZIG/HASEK	CRAIG BERUBE
June 4, 1998	CAPITALS	3	SABRES	2	18,595	KOLZIG/HASEK	JOE JUNEAU

Goals by Period:	1st	2nd	3rd	OT	Total	Shots by Period:	1st	2nd	3rd	OT	Total
CAPITALS	3	3	4	3	13	CAPITALS	44	56	66	14	180
SABRES	3	5	3	0	11	SABRES	55	52	53	10	170

Individual Scoring

CAPITALS	GP	G	A	TP	+/-	PP	PM	SH	GW	GT	EN	S	Pctg	SABRES	GP	G	A	TP	+/-	PP	PM	SH	GW	GT	EN	S	Pctg
A. NIKOLISHIN	6	1	6	7	1	2	1	0	0	0	0	9	11.1	M. BARNABY	6	2	1	3	2	8	1	0	0	0	10	20.0	
P. BONDRA	6	4	1	5	1	6	2	0	1	1	0	24	16.7	D. AUDETTE	6	1	2	3	2	1	0	0	0	0	0	9	11.1
R. ZEDNIK	6	2	2	4	2	2	0	0	0	0	0	15	13.3	D. WARD	6	0	3	3	2	0	0	0	0	0	0	9	0
J. JUNEAU	6	3	0	3	0	0	1	1	1	0	24	12.5	M. GROSEK	6	1	1	2	2	14	0	1	0	1	0	16	6.3	
A. OATES	6	0	3	3	2	0	0	0	0	0	9	0	0	B. HOLZINGER	6	1	1	2	4	0	0	0	0	0	11	9.1	
B. BELLOWES	6	0	2	2	1	2	0	0	0	0	21	0	0	V. VARADA	6	1	1	2	1	8	0	0	0	0	6	16.7	
P. HOUSLEY	6	0	2	2	1	0	0	0	0	0	8	0	0	J. WOOLLEY	6	1	1	2	2	6	0	1	0	1	18	5.6	
M. TINORDI	6	0	2	2	4	8	0	0	0	0	4	0	0	W. PRIMEAU	5	0	2	2	2	0	0	0	0	0	5	0	
T. KRYGIER	4	1	0	1	0	0	0	1	1	0	3	33.3	P. KRUSE	1	1	0	1	1	4	0	0	0	0	2	50.0		
C. BERUBE	6	1	0	1	2	2	0	0	1	0	5	20.0	M. SATAN	5	1	0	1	4	0	0	0	0	0	10	10.0		
E. TIKKANEN	6	1	0	1	1	6	0	0	0	0	8	12.5	M. PECA	6	1	0	1	2	0	0	0	0	0	12	8.3		
K. MILLER	2	0	1	1	0	0	0	0	0	0	1	0	0	D. SHANNON	6	1	0	1	2	0	0	0	0	0	11	9.1	
D. HUNTER	6	0	1	1	2	4	0	0	0	0	8	0	0	B. BOUGHNER	6	0	1	1	4	6	0	0	0	0	3	0	
C. JOHANSSON	6	0	1	1	3	0	0	0	0	0	14	0	0	G. SANDERSON	6	0	1	1	0	0	0	0	0	0	11	0	
M. PIVONKA	2	0	0	0	0	0	0	0	0	0	1	0	0	R. SMEHLIK	6	0	1	1	2	2	0	0	0	0	6	0	
M. EAGLES	4	0	0	0	1	0	0	0	0	0	2	0	0	D. PLANTE	3	0	0	0	1	2	0	0	0	0	0	0	0
S. GONCHAR	6	0	0	0	3	18	0	0	0	0	12	0	0	C. BROWN	5	0	0	0	3	2	0	0	0	0	13	0	
O. KOLZIG	6	0	0	0	0	4	0	0	0	0	0	0	0	R. RAY	5	0	0	0	2	0	0	0	0	0	1	0	
J. REEKIE	6	0	0	0	3	6	0	0	0	0	6	0	0	D. HASEK	6	0	0	0	4	0	0	0	0	0	0	0	0
C. SIMON	6	0	0	0	2	6	0	0	0	0	5	0	0	M. WILSON	6	0	0	0	1	2	0	0	0	0	8	0	
B. WITT	6	0	0	0	2	4	0	0	0	0	1	0	0	A. ZHITNIK	6	0	0	0	2	8	0	0	0	0	9	0	

Power play:	5-31	16.1%
Penalty killing:	31-33	93.9%

Power play:	2-33	6.1%
Penalty killing:	26-31	83.9%

Goaltending

CAPITALS	GP	MIN	GA	Avg	EN	SO	W	L	T	Shots	Save%	SABRES	GP	MIN	GA	Avg	EN	SO	W	L	T	Shots	Save%
O. KOLZIG	6	377	11	1.75	0	1	4	2	0	170	.935	D. HASEK	6	379	13	2.06	0	1	2	4	0	180	.928

SABRES ALL-TIME PLAYOFF RESULTS

1973

DATE	SCORE	GOALTENDERS	WINNING GOAL
April 4, 1973	@ Montreal 2, Buffalo 1	D. Dryden/K. Dryden	Cournoyer (Mtl.)
April 5, 1973	@ Montreal 7, Buffalo 3	D. Dryden/K. Dryden	Lapointe (Mtl.)
April 7, 1973	Montreal 5, @ Buffalo 2	Crozier/K. Dryden	Wilson (Mtl.)
April 8, 1973	@ Buffalo 5, Montreal 1	Crozier/K. Dryden	Perreault (Buf.)
April 10, 1973	Buffalo 3, @ Montreal 2 (OT)	Crozier/K. Dryden	Robert (Buf.)
April 12, 1973	Montreal 4, @ Buffalo 2	Crozier/K. Dryden	Lapointe (Mtl.)

(Montreal wins series 4 games to 2)

1975

DATE	SCORE	GOALTENDERS	WINNING GOAL
April 13, 1975	@ Buffalo 4, Chicago 1	Desjardins/Esposito	Perreault (Buf.)
April 15, 1975	@ Buffalo 3, Chicago 1	Desjardins/Esposito	Dudley (Buf.)
April 17, 1975	@ Chicago 5, Buffalo 4 (OT)	Desjardins/Esposito	Mikita (Chi.)
April 20, 1975	Buffalo 6, @ Chicago 2	Desjardins/Esposito	R. Martin (Buf.)
April 22, 1975	@ Buffalo 3, Chicago 1	Desjardins/Esposito	Robert (Buf.)

(Buffalo wins series 4 games to 1)

DATE	SCORE	GOALTENDERS	WINNING GOAL
April 27, 1975	@ Buffalo 6, Montreal 5 (OT)	Desjardins-Crozier/Dryden	Garc (Buf.)
April 29, 1975	@ Buffalo 4, Montreal 2	Crozier/Dryden	Ramsay (Buf.)
May 1, 1975	@ Montreal 7, Buffalo 0	Crozier-Desjardins/Dryden	Mahovich (Mtl.)
May 3, 1975	@ Montreal 8, Buffalo 2	Desjardins/Dryden	Laflour (Mtl.)
May 6, 1975	@ Buffalo 5, Montreal 4 (OT)	Desjardins/Dryden	Robert (Buf.)
May 8, 1975	Buffalo 4, @ Montreal 3	Desjardins/Dryden	Lorentz (Buf.)

(Buffalo wins series 4 games to 2)

DATE	SCORE	GOALTENDERS	WINNING GOAL
May 15, 1975	@ Philadelphia 4, Buffalo 1	Desjardins/Parent	Lonsberry (Phi.)
May 18, 1975	@ Philadelphia 2, Buffalo 1	Desjardins/Parent	Clarke (Phi.)
May 20, 1975	@ Buffalo 5, Philadelphia 4 (OT)	Crozier/Parent	Robert (Buf.)
May 22, 1975	@ Buffalo 4, Philadelphia 2	Desjardins/Parent	Lorentz (Buf.)
May 25, 1975	@ Philadelphia 5, Buffalo 1	Desjardins/Parent	Dornhoefer (Phi.)
May 27, 1975	Philadelphia 2, @ Buffalo 0	Crozier/Parent	Kelly (Phi.)

(Philadelphia wins series 4 games to 2)

1976

DATE	SCORE	GOALTENDERS	WINNING GOAL
April 6, 1976	@ St. Louis 5, Buffalo 2	Desjardins/Staniowski	Patey (St.L.)
April 8, 1976	@ Buffalo 3, St. Louis 2 (OT)	Desjardins/Staniowski	Garc (Buf.)
April 9, 1976	@ Buffalo 2, St. Louis 1 (OT)	Desjardins/Staniowski	Luce (Buf.)

(Buffalo wins series 2 games to 1)

DATE	SCORE	GOALTENDERS	WINNING GOAL
April 11, 1976	@ Buffalo 5, N.Y. Islanders 3	Desjardins/Resch-Smith	R. Martin (Buf.)
April 13, 1976	@ Buffalo 3, N.Y. Islanders 2 (OT)	Desjardins/Smith	Garc (Buf.)
April 15, 1976	@ N.Y. Islanders 5, Buffalo 3	Desjardins/Smith	MacMillan (N.Y.I.)
April 17, 1976	@ N.Y. Islanders 4, Buffalo 2	Desjardins/Smith	Potvin (N.Y.I.)
April 20, 1976	N.Y. Islanders 4, @ Buffalo 2	Desjardins/Smith	Marshall (N.Y.I.)
April 22, 1976	@ N.Y. Islanders 3, Buffalo 2	Desjardins/Smith	Gillies (N.Y.I.)

(N.Y. Islanders win series 4 games to 2)

1977

DATE	SCORE	GOALTENDERS	WINNING GOAL
April 5, 1977	@ Buffalo 4, Minnesota 2	Edwards/LoPresti	Korab (Buf.)
April 7, 1977	Buffalo 7, @ Minnesota 1	Edwards/LoPresti-Smith	R. Martin (Buf.)

(Buffalo wins series 2 games to 0)

DATE	SCORE	GOALTENDERS	WINNING GOAL
April 11, 1977	@ N.Y. Islanders 4, Buffalo 2	Edwards/Smith	Gillies (N.Y.I.)
April 13, 1977	@ N.Y. Islanders 4, Buffalo 2	Edwards/Smith	Gillies (N.Y.I.)
April 15, 1977	N.Y. Islanders 4, @ Buffalo 3	Edwards/Smith	Gillies (N.Y.I.)
April 17, 1977	N.Y. Islanders 4, @ Buffalo 3	Desjardins/Smith	MacMillan (N.Y.I.)

(N.Y. Islanders win series 4 games to 0)



1978			
DATE	SCORE	GOALTENDERS	WINNING GOAL
April 11, 1978	@ Buffalo 4, N.Y. Rangers 1	Edwards/Thomas	R. Martin (Buf.)
April 13, 1978	@ N.Y. Rangers 4, Buffalo 3 (OT)	Edwards/Davidson	Murdoch (N.Y.R.)
April 15, 1978	@ Buffalo 4, N.Y. Rangers 1	Edwards/Thomas	Ramsay (Buf.)

1978			
DATE	SCORE	GOALTENDERS	WINNING GOAL
April 17, 1978	@ Philadelphia 4, Buffalo 1	Edwards/Parent	Kelly (Phi.)
April 19, 1978	@ Philadelphia 3, Buffalo 2	Edwards/Parent	MacLeish (Phi.)
April 22, 1978	@ Buffalo 4, Philadelphia 1	Edwards/Parent	Perreault (Buf.)
April 23, 1978	Philadelphia 4, @ Buffalo 2	Edwards/Parent	MacLeish (Phi.)
April 25, 1978	@ Philadelphia 4, Buffalo 2	Edwards/Parent	Lonsberry (Phi.)

1979			
DATE	SCORE	GOALTENDERS	WINNING GOAL
April 10, 1979	Pittsburgh 4, @ Buffalo 3	Sauve/Herron	Kindrachuk (Pit.)
April 12, 1979	Buffalo 3, @ Pittsburgh 1	Sauve/Herron	Richard (Buf.)
April 14, 1979	Pittsburgh 4, @ Buffalo 3 (OT)	Sauve/Herron	Ferguson (Pit.)

1980			
DATE	SCORE	GOALTENDERS	WINNING GOAL
April 8, 1980	@ Buffalo 2, Vancouver 1	Edwards/Bromley	Luce (Buf.)
April 9, 1980	@ Buffalo 6, Vancouver 0	Sauve/Bromley-Hanlon	Ramsey (Buf.)
April 11, 1980	@ Vancouver 5, Buffalo 4	Edwards/Hanlon-Bromley	Brasar (Van.)
April 12, 1980	Buffalo 3, @ Vancouver 1	Sauve/Bromley	Perreault (Buf.)

1980			
DATE	SCORE	GOALTENDERS	WINNING GOAL
April 16, 1980	@ Buffalo 5, Chicago 0	Edwards/Esposito	Van Boxmeer (Buf.)
April 17, 1980	@ Buffalo 6, Chicago 4	Sauve/Veisor	Gare (Buf.)
April 19, 1980	Buffalo 2, @ Chicago 1	Edwards/Esposito	Dudley (Buf.)
April 20, 1980	Buffalo 3, @ Chicago 2	Sauve/Esposito	Perreault (Buf.)

1980			
DATE	SCORE	GOALTENDERS	WINNING GOAL
April 29, 1980	N.Y. Islanders 4, @ Buffalo 1	Edwards/Smith	Bossy (N.Y.I.)
May 1, 1980	N.Y. Islanders 2, @ Buffalo 1 (2OT)	Sauve/Smith	Nystrom (N.Y.I.)
May 3, 1980	@ N.Y. Islanders 7, Buffalo 4	Edwards/Smith	Henning (N.Y.I.)
May 6, 1980	Buffalo 7, @ N.Y. Islanders 4	Sauve/Smith-Resch	Smith (Buf.)
May 8, 1980	@ Buffalo 2, N.Y. Islanders 0	Sauve/Resch	Van Boxmeer (Buf.)
May 10, 1980	@ N.Y. Islanders 5, Buffalo 2	Sauve/Smith	Lorimer (N.Y.I.)

1981			
DATE	SCORE	GOALTENDERS	WINNING GOAL
April 8, 1981	@ Buffalo 3, Vancouver 2 (OT)	Edwards/Brodeur	Haworth (Buf.)
April 9, 1981	@ Buffalo 5, Vancouver 2	Edwards/Brodeur	Gare (Buf.)
April 11, 1981	Buffalo 5, @ Vancouver 3	Edwards/Brodeur	Ruff (Buf.)

1981			
DATE	SCORE	GOALTENDERS	WINNING GOAL
April 16, 1981	Minnesota 4, @ Buffalo 3 (OT)	Edwards/Meloche	Payne (Min.)
April 17, 1981	Minnesota 5, @ Buffalo 2	Edwards/Meloche	Ciccarelli (Min.)
April 19, 1981	@ Minnesota 6, Buffalo 4	Edwards/Meloche	Broten (Min.)
April 20, 1981	Buffalo 5, @ Minnesota 4 (OT)	Edwards/Meloche	Ramsay (Buf.)
April 22, 1981	Minnesota 4, @ Buffalo 3	Edwards/Beaupre	MacAdam (Min.)

1982			
DATE	SCORE	GOALTENDERS	WINNING GOAL
April 7, 1982	@ Boston 3, Buffalo 1	Edwards/Moffat	Park (Bos.)
April 8, 1982	@ Boston 7, Buffalo 3	Harrison/Moffat	Pederson (Bos.)
April 10, 1982	@ Buffalo 5, Boston 2	Edwards/Moffat	Ramsay (Buf.)
April 11, 1982	Boston 5, @ Buffalo 2	Edwards/Moffat	O'Reilly (Bos.)

1983			
DATE	SCORE	GOALTENDERS	WINNING GOAL
April 6, 1983	Buffalo 1, @ Montreal 0	Sauve/Wamsley	Peterson (Buf.)
April 7, 1983	Buffalo 3, @ Montreal 0	Sauve/Wamsley-Sevigny	McCourt (Buf.)
April 9, 1983	@ Buffalo 4, Montreal 2	Sauve/Wamsley	McKegney (Buf.)

1983			
DATE	SCORE	GOALTENDERS	WINNING GOAL
April 14, 1983	Buffalo 7, @ Boston 4	Sauve/Peeters	McKegney (Buf.)
April 15, 1983	@ Boston 5, Buffalo 3	Sauve/Peeters	Bourque (Bos.)
April 17, 1983	@ Buffalo 4, Boston 3	Sauve/Peeters	Ramsey (Buf.)
April 18, 1983	Boston 6, @ Buffalo 2	Sauve/Peeters	Middleton (Bos.)
April 20, 1983	@ Boston 9, Buffalo 0	Sauve-Myre/Peeters	Crowder (Bos.)
April 22, 1983	@ Buffalo 5, Boston 3	Sauve/Peeters	Ruff (Buf.)
April 24, 1983	@ Boston 3, Buffalo 2 (OT)	Sauve/Peeters	Park (Bos.)

1984			
DATE	SCORE	GOALTENDERS	WINNING GOAL
April 4, 1984	Quebec 3, @ Buffalo 2	Barrasso-Sauve/Bouchard	M. Stastny (Que.)
April 5, 1984	Quebec 6, @ Buffalo 2	Sauve-Barrasso/Bouchard	Savard (Que.)
April 7, 1984	@ Quebec 4, Buffalo 1	Barrasso/Bouchard	J.F. Sauve (Que.)

1985			
DATE	SCORE	GOALTENDERS	WINNING GOAL
April 10, 1985	@ Quebec 5, Buffalo 2	Barrasso/Gosselin	A. Stastny (Que.)
April 11, 1985	@ Quebec 3, Buffalo 2	Barrasso/Gosselin	Rochefort (Que.)
April 13, 1985	@ Buffalo 6, Quebec 4	Barrasso/Gosselin	Andreychuk (Buf.)
April 14, 1985	@ Buffalo 7, Quebec 4	Barrasso/Bouchard	Andreychuk (Buf.)
April 16, 1985	@ Quebec 6, Buffalo 5	Barrasso/Gosselin	Ashton (Que.)

1988			
DATE	SCORE	GOALTENDERS	WINNING GOAL
April 6, 1988	@ Boston 7, Buffalo 3	Barrasso-Puppa/Lemelin	Kluzak (Bos.)
April 7, 1988	@ Boston 4, Buffalo 1	Barrasso/Lemelin	Shoebottom (Bos.)
April 9, 1988	@ Buffalo 6, Boston 2	Barrasso/Moog	Tucker (Buf.)
April 10, 1988	@ Buffalo 6, Boston 5 (OT)	Puppa/Lemelin	Tucker (Buf.)
April 12, 1988	@ Boston 5, Buffalo 4	Puppa/Lemelin	Middleton (Bos.)
April 14, 1988	Boston 5, @ Buffalo 2	Barrasso/Moog	Plett (Bos.)

1989			
DATE	SCORE	GOALTENDERS	WINNING GOAL
April 5, 1989	Buffalo 6, @ Boston 0	Cloutier/Lemelin	Foligno (Buf.)
April 6, 1989	@ Boston 5, Buffalo 3	Malarchuk/Moog	Carpenter (Bos.)
April 8, 1989	Boston 4, @ Buffalo 2	Cloutier/Moog	Neely (Bos.)
April 9, 1989	Boston 3, @ Buffalo 2	Cloutier/Lemelin	Neely (Bos.)
April 11, 1989	@ Boston 4, Buffalo 1	Cloutier/Moog	Neufeld (Bos.)

1990			
DATE	SCORE	GOALTENDERS	WINNING GOAL
April 5, 1990	@ Buffalo 4, Montreal 1	Puppa/Roy	Vaive (Buf.)
April 7, 1990	Montreal 3, @ Buffalo 0	Puppa/Roy	Naslund (Mtl.)
April 9, 1990	@ Montreal 2, Buffalo 1 (OT)	Puppa/Roy	Skrudland (Mtl.)
April 11, 1990	Buffalo 4, @ Montreal 2	Puppa/Roy	Turgeon (Buf.)
April 13, 1990	Montreal 4, @ Buffalo 2	Puppa/Roy	Richer (Mtl.)
April 15, 1990	@ Montreal 5, Buffalo 2	Puppa/Roy	Lemieux (Mtl.)

1991			
DATE	SCORE	GOALTENDERS	WINNING GOAL
April 3, 1991	@ Montreal 7, Buffalo 5	Puppa-Wakaluk/Roy	Gilchrist (Mtl.)
April 5, 1991	@ Montreal 5, Buffalo 4	Puppa/Roy	Carbonneau (Mtl.)
April 7, 1991	@ Buffalo 5, Montreal 4	Malarchuk/Roy	Ramsey (Buf.)
April 9, 1991	@ Buffalo 6, Montreal 4	Malarchuk/Roy-Racicot	Ray (Buf.)
April 11, 1991	@ Montreal 4, Buffalo 3 (OT)	Malarchuk/Roy	Courtball (Mtl.)
April 13, 1991	Montreal 5, @ Buffalo 1	Malarchuk/Roy-Racicot	Corson (Mtl.)

(Montreal wins series 4 games to 2)

1992			
DATE	SCORE	GOALTENDERS	WINNING GOAL
April 19, 1992	Buffalo 3, @ Boston 2	Draper/Moog	Bodger (Buf.)
April 21, 1992	@ Boston 3, Buffalo 2 (OT)	Draper/Moog	Oates (Bos.)
April 23, 1992	Boston 3, @ Buffalo 2	Draper/Moog	Oates (Bos.)
April 25, 1992	Boston 5, @ Buffalo 4 (OT)	Draper/Moog	Donato (Bos.)
April 27, 1992	Buffalo 2, @ Boston 0	Draper/Moog	LaFontaine (Buf.)
April 29, 1992	@ Buffalo 9, Boston 3	Draper/Moog-Lemelin	May (Buf.)
May 1, 1992	@ Boston 3, Buffalo 2	Draper/Moog	Reid (Bos.)

(Boston wins series 4 games to 3)

1993			
DATE	SCORE	GOALTENDERS	WINNING GOAL
April 18, 1993	Buffalo 5, @ Boston 4 (OT)	Fuhr/Moog	Sweeney (Buf.)
April 20, 1993	Buffalo 4, @ Boston 0	Fuhr/Moog-Blue	Presley (Buf.)
April 22, 1993	@ Buffalo 4, Boston 3 (OT)	Fuhr/Blue	Khmylev (Buf.)
April 24, 1993	@ Buffalo 6, Boston 5 (OT)	Fuhr-Hasek/Moog	May (Buf.)

(Buffalo wins series 4 games to 0)

1994			
DATE	SCORE	GOALTENDERS	WINNING GOAL
May 2, 1993	@ Montreal 4, Buffalo 3	Fuhr/Roy	Damphousse (Mtl.)
May 4, 1993	@ Montreal 4, Buffalo 3 (OT)	Fuhr/Roy	Carbonneau (Mtl.)
May 6, 1993	Montreal 4, @ Buffalo 3 (OT)	Fuhr/Roy	Dionne (Mtl.)
May 8, 1993	Montreal 4, @ Buffalo 3 (OT)	Fuhr/Roy	Muller (Mtl.)

(Montreal wins series 4 games to 0)

1994			
DATE	SCORE	GOALTENDERS	WINNING GOAL
April 17, 1994	Buffalo 2, @ New Jersey 0	Hasek/Brodeur	Simon (Buf.)
April 19, 1994	@ New Jersey 2, Buffalo 1	Hasek/Brodeur	Stevens (N.J.)
April 21, 1994	New Jersey 2, @ Buffalo 1	Hasek/Brodeur	Albelin (N.J.)
April 23, 1994	@ Buffalo 5, New Jersey 3	Hasek/Brodeur	Presley (Buf.)
April 25, 1994	@ New Jersey 5, Buffalo 3	Hasek/Brodeur	Lemieux (N.J.)
April 27, 1994	@ Buffalo 1, New Jersey 0 (4OT)	Hasek/Brodeur	Hannan (Buf.)
April 29, 1994	@ New Jersey 2, Buffalo 1	Hasek/Brodeur	Lemieux (N.J.)

(New Jersey wins series 4 games to 3)

1995			
DATE	SCORE	GOALTENDERS	WINNING GOAL
May 7, 1995	@ Philadelphia 4, Buffalo 3 (OT)	Hasek/Hextall	Dykhuys (Phi.)
May 8, 1995	@ Philadelphia 3, Buffalo 1	Hasek/Hextall	DiMaio (Phi.)
May 10, 1995	@ Buffalo 3, Philadelphia 1	Hasek/Hextall	Presley (Buf.)
May 12, 1995	Philadelphia 4, @ Buffalo 2	Hasek/Hextall	Desjardins (Phi.)
May 14, 1995	@ Philadelphia 6, Buffalo 4	Hasek/Hextall	LeClair (Phi.)

(Philadelphia wins series 4 games to 1)

1997			
DATE	SCORE	GOALTENDERS	WINNING GOAL
April 17, 1997	@ Buffalo 3, Ottawa 1	Hasek/Tugnutt	Plante (Buf.)
April 19, 1997	Ottawa 3, @ Buffalo 1	Hasek/Tugnutt	Duchesne (Ott.)
April 21, 1997	Buffalo 3, @ Ottawa 2	Hasek-Shields/Tugnutt	Ward (Buf.)
April 23, 1997	@ Ottawa 1, Buffalo 0 (OT)	Shields/Tugnutt	Alfredsson (Ott.)
April 25, 1997	Ottawa 4, @ Buffalo 1	Shields-Trefilov/Tugnutt	Alfredsson (Ott.)
April 27, 1997	Buffalo 3, @ Ottawa 0	Shields/Tugnutt	Holzinger (Buf.)
April 29, 1997	@ Buffalo 3, Ottawa 2 (OT)	Shields/Tugnutt	Plante (Buf.)

(Buffalo wins series 4 games to 3)

DATE	SCORE	GOALTENDERS	WINNING GOAL
May 3, 1997	Philadelphia 5, @ Buffalo 3	Shields/Snow	Podein (Phi.)
May 5, 1997	Philadelphia 2, @ Buffalo 1	Shields/Snow	Therien (Phi.)
May 7, 1997	@ Philadelphia 4, Buffalo 1	Shields/Snow	Hawerchuk (Phi.)
May 9, 1997	Buffalo 5, @ Philadelphia 4 (OT)	Shields/Snow	Ronan (Buf.)
May 11, 1997	Philadelphia 6, @ Buffalo 3	Shields/Hextall	Zubrus (Phi.)

(Philadelphia wins series 4 games to 1)

1998			
DATE	SCORE	GOALTENDERS	WINNING GOAL
April 22, 1998	Buffalo 3, @ Philadelphia 2	Hasek/Burke	Audette (Buf.)
April 24, 1998	@ Philadelphia 3, Buffalo 2	Hasek/Burke	LeClair (Phi.)
April 27, 1998	@ Buffalo 6, Philadelphia 1	Hasek/Burke-Hextall	Grosek (Buf.)
April 29, 1998	@ Buffalo 4, Philadelphia 1	Hasek/Burke	Satan (Buf.)
May 1, 1998	Buffalo 3, @ Philadelphia 2 (OT)	Hasek/Burke	Grosek (Buf.)

(Buffalo wins series 4 games to 1)

May 8, 1998	@ Buffalo 3, Montreal 2 (OT)	Hasek/Moog	Sanderson (Buf.)
May 10, 1998	@ Buffalo 6, Montreal 3	Hasek/Moog-Thibault	Barnaby (Buf.)
May 12, 1998	Buffalo 5, @ Montreal 4 (2OT)	Hasek/Thibault-Theodore	Peca (Buf.)
May 14, 1998	Buffalo 3, @ Montreal 1	Hasek/Moog-Theodore	Audette (Buf.)

(Buffalo wins series 4 games to 0)

May 23, 1998	Buffalo 2, @ Washington 0	Hasek/Kolzig	Grosek (Buf.)
May 25, 1998	@ Washington 3, Buffalo 2 (OT)	Hasek/Kolzig	Krygier (Wsh.)
May 28, 1998	Washington 4, @ Buffalo 3 (OT)	Hasek/Kolzig	Bondra (Wsh.)
May 30, 1998	Washington 2, @ Buffalo 0	Hasek/Kolzig	Berube (Wsh.)
June 2, 1998	Buffalo 2, @ Washington 1	Hasek/Kolzig	Woolley (Buf.)
June 4, 1998	Washington 3, @ Buffalo 2 (OT)	Hasek/Kolzig	Juneau (Wsh.)

(Washington wins series 4 games to 2)

SABRES OVERTIME HISTORY IN PLAYOFFS

Date	Opponent	Scorer	Score	Time
April 10, 1973	@ Montreal	Rene Robert	3-2 Buf.	9:18
April 17, 1975	@ Chicago	Stan Mikita	5-4 Chi.	2:31
April 27, 1975	Montreal	Danny Gare	6-5 Buf.	4:42
May 6, 1975	Montreal	Rene Robert	5-4 Buf.	5:56
May 20, 1975	Philadelphia	Rene Robert	5-4 Buf.	18:29
April 8, 1976	St. Louis	Danny Gare	3-2 Buf.	11:43
April 9, 1976	St. Louis	Don Luce	2-1 Buf.	14:27
April 13, 1976	N.Y. Islanders	Danny Gare	3-2 Buf.	14:04
April 13, 1978	@ N.Y. Rangers	Don Murdoch	4-3 N.Y.	1:37
April 14, 1979	Pittsburgh	George Ferguson	4-3 Pit.	:47
May 1, 1980	N.Y. Islanders	Bob Nystrom	2-1 N.Y.	21:20
April 8, 1981	Vancouver	Alan Haworth	3-2 Buf.	5:00
April 16, 1981	Minnesota	Steve Payne	4-3 Min.	:22
April 20, 1981	@ Minnesota	Craig Ramsay	5-4 Buf.	16:32
April 24, 1983	@ Boston	Brad Park	3-2 Bos.	1:52
April 10, 1988	Boston	John Tucker	6-5 Buf.	5:32
April 9, 1990	@ Montreal	Brian Skrudland	2-1 Mtl.	12:35
April 11, 1991	@ Montreal	Russ Courtnall	4-3 Mtl.	5:56
April 21, 1992	@ Boston	Adam Oates	3-2 Bos.	11:14
April 25, 1992	Boston	Ted Donato	5-4 Bos.	2:08
April 18, 1993	@ Boston	Bob Sweeney	5-4 Buf.	11:03
April 22, 1993	Boston	Yuri Khmylev	4-3 Buf.	1:05
April 24, 1993	Boston	Brad May	6-5 Buf.	4:48
May 4, 1993	@ Montreal	Guy Carbonneau	4-3 Mtl.	2:50
May 6, 1993	Montreal	Gilbert Dionne	4-3 Mtl.	8:28
May 8, 1993	Montreal	Kirk Muller	4-3 Mtl.	11:37



SABRES CAREER PLAYOFF LEADERS

Penalty Minutes	Tot.	Short-Handed Goals	Tot.
Rob Ray	167	Brian Holzinger	2
Lindy Ruff	164	Don Luce	2
Mike Ramsey	158	Wayne Presley	2
Jim Schoenfeld	151	Craig Ramsay	2
Danny Gare	147	Scott Arniel	1
Mike Foligno	143	Mike Foligno	1
Mike Hartman	104	Pat LaFontaine	1
Larry Playfair	97	Christian Ruuttu	1
Kevin Maguire	86	Darryl Shannon	1
Matthew Barnaby	79	Dave Snuggerud	1
		Petr Svoboda	1
		Dixon Ward	1

Power-Play Goals	Tot.	Game-Winning Goals	Tot.
Rick Martin	12	Gil Perreault	5
Gil Perreault	9	Danny Gare	5
Danny Gare	8	Rick Martin	4
Donald Audette	7	Craig Ramsay	4
Pat LaFontaine	7	Rene Robert	4
Rick Vaive	7	Michal Grosek	3
Doug Bodger	5	Wayne Presley	3
Pierre Turgeon	5	Mike Ramsey	3
Dale Hawerchuk	4	10 players tied	2
Miroslav Satan	4		
Derek Smith	4		
John Tucker	4		

Goalie Games	Tot.	Goalie Minutes	Total
Dominik Hasek	31	Dominik Hasek	1,939
Don Edwards	31	Don Edwards	1,859
Gerry Desjardins	25	Gerry Desjardins	1,382
Bob Sauve	23	Bob Sauve	1,268
Tom Barrasso	12	Tom Barrasso	663
Daren Puppa	11	Daren Puppa	593
Steve Shields	10	Steve Shields	570
Roger Crozier	9	Roger Crozier	541
Grant Fuhr	8	Grant Fuhr	474
Tom Draper	7	Tom Draper	433

Goalie Wins	Tot.	Shutouts	Tot.
Dominik Hasek	16	Bob Sauve	4
Don Edwards	13	Dominik Hasek	3
Bob Sauve	13	Jacques Cloutier	1
Gerry Desjardins	11	Tom Draper	1
Roger Crozier	5	Don Edwards	1
Grant Fuhr	4	Grant Fuhr	1
Steve Shields	4	Steve Shields	1
Tom Barrasso	3		
Tom Draper	3		
Daren Puppa	3		

SABRES TEAM PLAYOFF RECORDS

ONE PLAYOFF YEAR

Overall Wins		
Most	10	(1975, 17 games)
	10	(1998, 15 games)
Fewest	0	(1984, 3 games)
Overall Losses		
Most	7	(1975, 17 games)
		(1997, 12 games)
Fewest	2	(1979, 3 games)
Goals For		
Most	53	(1975, 17 games)
Fewest	5	(1984, 3 games)
Goals Against		
Most	58	(1975, 17 games)
Fewest	9	(1979, 3 games)
Most Shutouts		
For	3	(1980, 14 games)
Against	2	(1975, 17 games)
Most Overtime Games		
	6	(1993, 8 games)
	6	(1998, 15 games)
Longest Winning Streak		
	8	(4-27-98 to 5-23-98)
Longest Losing Streak		
	4	(4-11-77 to 4-17-77)
		(4-15-76 to 4-22-76)
		(4-6-89 to 4-11-89)
		(5-2-93 to 5-8-93)

Most Power-Play Goals		
For	17	(1980, 14 games)
Against	14	(1975, 17 games)
Most Short-Handed Goals		
For	2	(1975, 17 games)
		(1989, 5 games)
		(1991, 6 games)
		(1992, 7 games)
		(1997, 12 games)
		(1998, 15 games)
Against	3	(1988, 6 games)
		(1980, 14 games)

Shots on Goal For		
Most	532	(1975, 17 games)
Fewest	83	(1984, 3 games)
Shots on Goal Against		
Most	514	(1998, 15 games)
Fewest	73	(1984, 3 games)
Most Penalty Minutes		
For	286	(1988, 6 games)
Opp.	308	(1988, 6 games)

ONE PLAYOFF SERIES

Most Goals Scored in Two-Game Series		
For	11	(1977 vs. Minnesota)
Allowed	3	(1977 vs. Minnesota)
Goals Scored in Three-Game Series		
Most	13	(1981 vs. Vancouver)
Least	5	(1984 vs. Quebec)

Goals Allowed in Three-Game Series		
Most	13	(1984 vs. Quebec)
Least	2	(1983 vs. Montreal)

Goals Scored in Four-Game Series		
Most	19	(1993 vs. Boston)
Least	10	(1977 vs. N.Y. Islanders)
Goals Allowed in Four-Game Series		
Most	17	(1982 vs. Boston)
Least	7	(1980 vs. Vancouver)

Goals Scored in Five-Game Series		
Most	22	(1985 vs. Quebec)
Least	11	(1978 vs. Philadelphia)
Goals Allowed in Five-Game Series		
Most	24	(1981 vs. Minnesota)
Least	9	(1998 vs. Philadelphia)

Goals Scored in Six-Game Series		
Most	24	(1991 vs. Montreal)
Least	11	(1998 vs. Washington)
Goals Allowed in Six-Game Series		
Most	29	(1975 vs. Montreal)
		(1991 vs. Montreal)
Least	13	(1998 vs. Washington)

Goals Scored in Seven-Game Series		
Most	24	(1992 vs. Boston)
Least	14	(1994 vs. New Jersey)
		(1997 vs. Ottawa)
Goals Allowed in Seven-Game Series		
Most	33	(1983 vs. Boston)
Least	13	(1997 vs. Ottawa)

ONE GAME ONLY

Most Goals		
For	9	(4-29-92 vs. Boston)
Against	9	(4-20-83 at Boston)
Combine	12	(4-3-91 at Montreal, 7-5 Mtl.)
		(4-29-92 vs. Boston, 9-3 Buf.)
Most Goals in One Period		
For	5	(4-20-75 vs. Chicago, 3rd per.)
		(4-13-85 vs. Quebec, 3rd per.)
		(4-14-85 vs. Quebec, 3rd per.)
Against	5	(4-5-73 at Montreal, 2nd per.)
		(4-8-82 at Boston, 2nd per.)
		(4-20-83 at Boston, 1st per.)
Combine	7	(4-13-85 vs. Quebec, 3rd per.)
		(5-11-97 vs. Philadelphia, 2nd. per.)
Most Short-Handed Goals in Game		
For	2	(Scott Arniel and Mike Foligno, 4-5-89 at Boston)
		(Darryl Shannon and Brian Holzinger, 4-27-98 vs. Philadelphia)
Most Short-Handed Goals on Same Penalty		
For	2	(Darryl Shannon and Brian Holzinger, 4-27-98 vs. Philadelphia)



Greatest Winning Margin

6 (1977 vs. Minnesota, 7-1)
 (1980 vs. Vancouver, 6-0)
 (1989 vs. Boston, 6-0)
 (1992 vs. Boston, 9-3)

Greatest Losing Margin

9 (1983 at Boston, 9-0)

Shots on Goal

Most 57 (4-8-76 vs. St. Louis)
Fewest 15 (5-8-80 vs. N.Y. Islanders)

Shots on Goal Against

Most 70 (4-27-94 vs. New Jersey)
Fewest 14 (4-22-75 vs. Chicago)

Shots on Goal in One Period

Most 22 (4-8-76 vs. St. Louis, 1st per.)
 (4-15-77 vs. N.Y. Islanders, 1st per.)

Least

2 (4-29-97 vs. Ottawa, 1st per.)
 (5-12-98 at Montreal, 3rd per.)
 (6-2-98 at Washington, 2nd per.)

Shots on Goal Against in One Period

Most 24 (4-20-80 at Chicago, 2nd per.)
Least 1 (4-16-80 vs. Chicago, 1st per.)
 (4-11-82 vs. Boston, 3rd per.)
 (4-7-83 at Montreal, 1st per.)
 (4-4-84 vs. Quebec, 1st per.)

Shots on Goal by Both Teams in One Period

Most 35 (4-9-91 vs. Montreal, 2nd per.)

Most Penalty Minutes

For 121 (4-9-88 vs. Boston)
Opp. 105 (4-9-88 vs. Boston)
Combine 226 (4-9-88 vs. Boston)

Fastest Two Goals by Team

For :14 (Mike Foligno and Sean McKenna, 4-5-84 vs. Quebec)
Against :08 (Eric Desjardins and Stephane Richer, 4-9-91 vs. Montreal)
Combine :05 (Gil Perreault/Buf. and Jim Hamilton/Pit., 4-14-79 vs. Pittsburgh)

Fastest Two Goals by One Player

For :27 (Pierre Turgeon, 4-6-89 at Boston)

Against :27 (Guy Lafleur, 5-1-75 at Montreal)

Fastest Three Goals by Team

For 1:48 (Randy Wood, Dave Hannan and Bob Corkum, 4-29-92 vs. Boston)

Against 1:19 (Russ Courtnall twice and Mathieu Schneider, 4-3-91 at Montreal)

Combine :36 (Eric Desjardins/Mtl., Stephane Richer/Mtl. and Benoit Hogue/Buf., 4-9-91 vs. Montreal)

Fastest Three Goals by One Player

For 12:37 (Dave Andreychuk, 4-14-85 vs. Quebec)

Against 13:40 (Barry Pederson, 4-8-82 at Boston)

Fastest Four Goals

For 5:28 (4-27-98 vs. Philadelphia)
Against 2:52 (4-3-91 at Montreal)
Combine 2:38 (4-9-91 vs. Montreal)

Fastest Five Goals

For 14:37 (4-20-75 at Chicago)
Against 9:31 (4-3-91 at Montreal)
Combine 6:19 (5-11-97 vs. Philadelphia)

Fastest Goal from Opening Face-off:

For 1:06 (Gil Perreault, 4-5-73 at Montreal)

Opp. :14 (Kirk Muller, 5-6-93 vs. Montreal)

Shortest Overtime Game

60:22 (Steve Payne/Min. scored, 4-16-81 vs. Minnesota)

Longest Overtime Game

125:43 (Dave Hannan/Buf. scored, 4-27-94 vs. New Jersey)

Most Short-Handed Goals

1 Don Luce (1975; 1980)
 Craig Ramsay (1975; 1976)
 Scott Arniel (1989)
 Mike Foligno (1989)
 Christian Ruuttu (1991)
 Dave Snuggerud (1991)
 Pat LaFontaine (1992)
 Petr Svoboda (1992)
 Wayne Presley (1993; 1995)
 Brian Holzinger (1997; 1998)
 Dixon Ward (1997)
 Darryl Shannon (1998)

Most Minutes Played by Goaltender

948 Dominik Hasek (1998)

Longest Shutout Sequence by Goaltender

147:25 Bob Sauve (4-6-83 to 4-9-83 vs. Montreal)

Most Shots on Goal

66 Gil Perreault (1975)

Most Consecutive Goal-Scoring Games

7 Pat LaFontaine (1992)

Most Point-Scoring Games in Succession

8 Dale Hawerchuk (1993)
 Donald Audette (1998)

ONE PLAYOFF SERIES**Most Goals**

8 Pat LaFontaine (1992 vs. Boston)

Most Assists

7 Gil Perreault (1973 vs. Montreal; 1982 vs. Boston, 1983 vs. Boston)
 Dale Hawerchuk (1994 vs. New Jersey)

Most Points

11 Pat LaFontaine (1992 vs. Boston)

Most Penalty Minutes

56 Rob Ray (1991 vs. Montreal)

Most Power-Play Goals

5 Pat LaFontaine (1992 vs. Boston)

Most Short-Handed Goals

1 Don Luce (1975 vs. Montreal; 1980 vs. N.Y. Islanders)

Craig Ramsay (1975 vs. Montreal; 1976 vs. St. Louis)

Scott Arniel (1989 vs. Boston)

Mike Foligno (1989 vs. Boston)

Christian Ruuttu (1991 vs. Montreal)

Dave Snuggerud (1991 vs. Montreal)

Petr Svoboda (1992 vs. Boston)

Pat LaFontaine (1992 vs. Boston)

Wayne Presley (1993 vs. Boston; 1995 vs. Philadelphia)

Brian Holzinger (1997 vs. Ottawa;

1998 vs. Philadelphia)

Dixon Ward (1997 vs. Philadelphia)

Darryl Shannon (1998 vs. Philadelphia)

Most Minutes Played by Goaltender

484 Dominik Hasek (1994 vs. New Jersey)

Most Shots on Goal

38 Rick Martin (1973 vs. Montreal)

Most Goals by Opposing Player

7 Guy Lafleur (1975 vs. Montreal)
 Barry Pederson (1983 vs. Boston)

Most Assists by Opposing Player

14 Rick Middleton (1983 vs. Boston)

Most Points by Opposing Player

18 Rick Middleton (1983 vs. Boston)

ONE STANLEY CUP FINAL SERIES

(All vs. Philadelphia, 1975, 6 games)

Most Goals

2 Danny Gare (1975 vs. Philadelphia)
 Jerry Korab (1975 vs. Philadelphia)
 Don Luce (1975 vs. Philadelphia)
 Rick Martin (1975 vs. Philadelphia)

Most Assists

4 Rick Martin (1975 vs. Philadelphia)

Most Points

6 Rick Martin (1975 vs. Philadelphia)

Most Penalty Minutes

12 Don Luce (1975 vs. Philadelphia)

Most Power-Play Goals

1 Jerry Korab (1975 vs. Philadelphia)
 Rick Martin (1975 vs. Philadelphia)
 Gil Perreault (1975 vs. Philadelphia)

Most Short-Handed Goals

0 None

Most Minutes Played by Goaltender

260 Gerry Desjardins (1975 vs. Philadelphia)

Most Shots on Goal

23 Gil Perreault (1975 vs. Philadelphia)

Most Goals by Opposing Player

3 Reggie Leach (1975 vs. Philadelphia)

Most Assists by Opposing Player

4 Bill Barber (1975 vs. Philadelphia)

Most Points by Opposing Player

6 Bill Barber (1975 vs. Philadelphia)

ONE SEMIFINAL/CONFERENCE FINAL SERIES**Most Goals**

6 Gil Perreault (1980 vs. N.Y. Islanders)

Most Assists

4 Peter McNab (1975 vs. Montreal)

Most Points

8 Gil Perreault (1980 vs. N.Y. Islanders)

Most Penalty Minutes

24 Larry Carriere (1975 vs. Montreal)

Most Power-Play Goals

2 Derek Smith (1980 vs. N.Y. Islanders)

Most Short-Handed Goals

1 Don Luce (1975 vs. Montreal; 1980 vs. N.Y. Islanders)
 Craig Ramsay (1975 vs. Montreal)

Most Minutes Played by Goaltender

379 Dominik Hasek (1998 vs. Washington)

Most Shots on Goal

27 Rick Martin (1975 vs. Montreal)

Most Goals by Opposing Player

7 Guy Lafleur (1975 vs. Montreal)

Most Assists by Opposing Player

7 Pete Mahovlich (1975 vs. Montreal)

Most Points by Opposing Player

10 Guy Lafleur (1975 vs. Montreal)
 Jacques Lemaire (1975 vs. Montreal)
 Pete Mahovlich (1975 vs. Montreal)

ONE QUARTERFINAL SERIES**Most Goals**

5 Rene Robert (1973 vs. Montreal)

Most Assists

7 Gil Perreault (1973 vs. Montreal; 1983 vs. Boston)

Most Points

10 Gil Perreault (1973 vs. Montreal)

Most Penalty Minutes

47 Lindy Ruff (1983 vs. Boston)

Most Power-Play Goals

3 Rick Martin (1975 vs. Chicago)

SABRES INDIVIDUAL PLAYOFF RECORDS**ONE PLAYOFF YEAR****Most Goals**

10 Gil Perreault (1980)

Most Goals by Defenseman

4 Mike Ramsey (1983)

Most Assists

11 Gil Perreault (1980)

Most Points

21 Gil Perreault (1980)

Most Penalty Minutes

56 Rob Ray (1991)

Most Power-Play Goals

5 Rick Martin (1975)
 Pat LaFontaine (1992)





- Most Short-Handed Goals**
0 None
- Most Minutes Played by Goaltender**
347 Gerry Desjardins (1976 vs. N.Y. Islanders)
- Most Shots on Goal**
38 Rick Martin (1973 vs. Montreal)
- Most Goals by Opposing Player**
7 Barry Pederson (1983 vs. Boston)
- Most Assists by Opposing Player**
14 Rick Middleton (1983 vs. Boston)
- Most Points by Opposing Player**
18 Rick Middleton (1983 vs. Boston)

ONE FIRST-ROUND SERIES

- Most Goals**
8 Pat LaFontaine (1992 vs. Boston)
- Most Assists**
7 Gil Perreault (1982 vs. Boston)
Dale Hawerchuk (1994 vs. New Jersey)
- Most Points**
11 Pat LaFontaine (1992 vs. Boston)
- Most Penalty Minutes**
56 Rob Ray (1991 vs. Montreal)
- Most Power-Play Goals**
5 Pat LaFontaine (1992 vs. Boston)
- Most Short-Handed Goals**
1 Craig Ramsay (1976 vs. St. Louis)
Scott Arniel (1989 vs. Boston)
Mike Foligno (1989 vs. Boston)
Christian Ruutu (1991 vs. Montreal)
Dave Snuggerud (1991 vs. Montreal)
Petr Svoboda (1992 vs. Boston)
Pat LaFontaine (1992 vs. Boston)
Wayne Presley (1993 vs. Boston; 1995 vs. Philadelphia)
Brian Holzinger (1997 vs. Ottawa; 1998 vs. Philadelphia)
Dixon Ward (1997 vs. Philadelphia)
Darryl Shannon (1998 vs. Philadelphia)
- Most Minutes Played by Goaltender**
484 Dominik Hasek (1994 vs. New Jersey)
- Most Shutouts**
2 Bob Sauve (1983 vs. Montreal)
Dominik Hasek (1994 vs. New Jersey)
- Most Shots on Goal**
27 Dave Andreychuk (1992 vs. Boston)
Pat LaFontaine (1992 vs. Boston)

ALL-TIME PLAYOFF POINT LEADERS AGAINST THE SABRES

Name	G	A	PTS.
Ray Bourque (Boston)	6	25	31
Rick Middleton (Boston)	9	19	28
Adam Oates (Bos., Wsh.)	4	18	22
Barry Pederson (Boston)	10	12	22
Stephane Richer (Mtl., N.J.)	13	6	19
Rod Brind'Amour (Philadelphia)	8	10	18
Cam Neely (Boston)	11	6	17
Denis Potvin (N.Y. Islanders)	5	12	17
Bryan Trottier (N.Y. Islanders)	3	14	17
Guy Lafleur (Montreal)	9	7	16
Peter Stastny (Quebec)	1	14	15
Jacques Lemaire (Montreal)	6	8	14
Pete Mahovlich (Montreal)	4	10	14
Eric Lindros (Philadelphia)	5	8	13
Eric Desjardins (Mtl., Phi.)	3	8	11
Guy Carbonneau (Montreal)	3	7	10
John LeClair (Mtl., Phi.)	4	6	10

- Most Goals by Opposing Player**
6 Michel Goulet (1982 vs. Quebec)
- Most Assists by Opposing Player**
10 Peter McNab (1982 vs. Boston)
Peter Stastny (1985 of Quebec)
- Most Points by Opposing Player**
10 Peter McNab (1982 vs. Boston)
Peter Stastny (1985 vs. Quebec)
Denis Savard (1991 vs. Montreal)
Adam Oates (1992 vs. Boston)

ONE GAME ONLY

- Most Goals**
4 John Tucker (4-9-88 vs. Boston)
- Most Assists**
4 Gil Perreault (4-10-82 vs. Boston; 4-17-80 vs. Chicago)
Dave Andreychuk (4-11-90 at Montreal)
- Most Points**
5 John Tucker (4-10-88 vs. Boston)
- Most Penalty Minutes**
32 Kevin Maguire (4-9-88 vs. Boston)
- Most Power-Play Goals**
2 John Tucker (4-9-88 vs. Boston; 4-10-88 vs. Boston)
Randy Burrige (5-11-97 vs. Philadelphia)
Miroslav Satan (4-27-98 vs. Philadelphia)
- Most Short-Handed Goals**
1 13 times, last Darryl Shannon and Brian Holzinger (4-27-98 vs. Philadelphia)
- Most Minutes Played by Goaltender**
125:43 Dominik Hasek (4-27-94 vs. New Jersey)
- Most Shots on Goal**
11 Danny Gare (1976 vs. St. Louis)
Tony McKegney (1981 vs. Minnesota)
- Most Goals by Opposing Player**
3 Yvon Courmoyer (4-5-73 at Montreal)
Guy Lafleur (5-1-75 at Montreal)
Barry Pederson (4-8-82 at Boston)
- Most Assists by Opposing Player**
4 Rick Middleton (4-18-83 vs. Boston)
Andrei Nikolishin (5-28-98 vs. Washington)
- Most Points by Opposing Player**
6 Rick Middleton (4-18-83 vs. Boston)

ROCHESTER AMERICANS DIRECTORY

Governor, President, Chief Executive Officer
Vice President
Executive Assistant
Administrative Assistant

Steve Donner
Andy Gross Sr.
Lynne Vangellow
Jen Gallagher

Hockey Department

Alternate Governor, General Manager
Head Coach
Assistant Coach
Athletic Trainer
Equipment Manager

Jody Gage
Brian McCutcheon
Jon Christiano
Kent Weisbeck
Dave Williams

Communications/Public Relations

Vice President of Communications
Radio/TV Broadcaster
Media Relations Coordinator
Community Relations Manager

Steve Rossi
Don Stevens
Ken Anderson
Collen Brown

Marketing/Sponsorship Sales/Merchandising

Vice President of Marketing
Corporate Partnership Coordinator
Marketing Sales Coordinator
Advertising Consultants
Merchandising Manager

Chris Palin
Renee St. Louis
Angela Crissell
Bob Russell, Peter Constanza
Lisa Fuss

Ticket Sales

Director of Ticket Sales and Operations
Group Sales Representative
Account Services Representative
Director of Corporate Ticket Sales
Corporate Ticket Manager
Coordinator/Client Services

Dave Cieslinski
Pat Shanahan, Andy Miller
Lindsay Richardson
Dan Carpenter
Ryan Morgan
Michelle Seaman

Finance

Controller
Bookkeeping/Accounts Payable Manager
Workmen's Compensation Coordinator

Mike Flaherty
Heather Tindale
Karen Gallagher

Team Information

Executive Offices

Telephone/Executive Offices/Hotline
Fax Number
Home Ice
Dimensions of Rink
Seating Capacity
Location of Press Box
Club Colors
Uniforms

Amerks Headquarters
One War Memorial Square
Rochester, NY 14614
(716) 454-5335
(716) 454-3954
Blue Cross Arena at the Rochester War Memorial
197 feet by 85 feet
12,000 (approx.)
Suite Level
Red, White and Blue
Home: Base - White, Trim - Blue and Red
Road: Base - Blue, Trim - White and Red
\$15.00, \$12.50, \$9.00/\$7.00
Monday-Saturday at 7:35 p.m.; Sunday at 6:05 p.m.
WHAM 1180-AM and WHTK 1280-AM
John Bednarski

Ticket Prices
Home Game Times
Radio Stations
Color Analyst





BRIAN McCUTCHEON Head Coach

Brian McCutcheon enters his second season as head coach of the Rochester Americans, following a 30-38-12 record in his first year behind the bench. Brian was instrumental in the development of right wing Vaclav Varada who appeared in 45 games last season with the Amerks before playing a pivotal role with the Sabres in their successful playoff run. Defenseman Jean-Luc Grand-Pierre, center Erik Rasmussen, and goaltender Martin Biron all made similar progress and may soon be seen in Buffalo.

This past September, Brian ran the team's rookie camp in Kitchener, Ontario and the first week of training camp when the veteran players were in Austria. He was a natural for the role assisting the Sabres coaching staff throughout the playoffs last year and working with six younger players (Grand-Pierre, Rasmussen, Biron, Jason Holland, Rumun Ndur, and Denis Hamel) who were traveling with the team and preparing if called on to play.

Prior to joining the Amerks, McCutcheon served as the Head Coach and Director of Player Personnel for the Columbus Chill of the East Coast Hockey League. In his only season with the Chill, he led them to a 44-21-5 mark setting a franchise record for most wins and points in a season while winning the North Division title. McCutcheon was rewarded for his efforts with the ECHL Coach of the Year award.

That performance was made more impressive by the fact that it was only his second season working with professionals, and just his first as a head coach. In 1995-96, he served as an assistant to former Amerks Head Coach John Van Boxmeer with the Los Angeles Ice Dogs of the International Hockey League.

Prior to those two seasons, Brian had spent his career as a highly successful college coach. McCutcheon was the head coach from 1987-95 at Division I Cornell University compiling a 108-105-24 record over eight seasons. The tenure was a homecoming for McCutcheon who graduated from Cornell in 1971 after a playing career which included an NCAA Championship in 1970. Cornell went to the ECAC postseason tournament in seven of Brian's eight seasons as head coach, highlighted by four straight ECAC Final Fours.


McCutcheon had previously coached at Elmira College (located in Central New York) for seven seasons, the last six as head coach. He owns a 103-60-1 lifetime record at the school, including a 1986 New York State Coach of the Year award, the same year his Elmira team reached the #1 ranking among Division III schools.

He appeared in 37 games over parts of three seasons with the Detroit Red Wings, recording three goals, one assist, four points, and seven PIM.

A native of Toronto, Brian and his wife Susan have two children, Kelly (19) and Mark (14).

McCUTCHEON TIMELINE

Year	Role	League	Notes
1968-71	Played for Cornell University	ECAC - Div. I	Tri-Captain 1970 & All-Ivy 1971
1971-79	Played in Red Wings Organization	NHL/AHL	37 Career NHL Games
1979-80	Player/Assistant for Aste-Graz	Austria Elite	
1980-81	Asst. Coach, Elmira College	ECAC - Div. III	
1981-87	Head Coach, Elmira College	ECAC - Div. III	Made Playoffs Each of Six Seasons
1987-95	Head Coach, Cornell University	ECAC - Div. I	Coached & Developed 19 NHL Draft Picks
1995-96	Asst. Coach, L.A. Ice Dogs	IHL	
1996-97	Head Coach/Dir. of Player Personnel, Columbus Chill	ECHL	Won ECHL Coach of the Year Honors
1997-98	Head Coach, Rochester Americans	AHL	30-38-12 (Regular Season), 1-3 (Playoffs)



JON CHRISTIANO
Assistant Coach

ALL-TIME AMERICANS REGULAR SEASON RECORDS

Season	GP	W	L	T	Pts.	Coach
1956-57	64	34	25	5	73	Billy Reay
1957-58	70	29	35	6	64	Roly McLenahan
1958-59	70	34	31	5	73	Bucko MacDonald, Sam Pollack, Steve Kraftcheck
1959-60	72	40	27	5	85	Steve Kraftcheck
1960-61	72	32	36	4	68	Steve Kraftcheck, Jack Riley
1961-62	70	33	31	6	72	Johnny Crawford
1962-63	72	24	39	9	57	Rudy Migay
1963-64	72	40	30	2	82	Joe Crozier
1964-65	72	48	21	3	99	Joe Crozier
1965-66	72	46	21	5	97	Joe Crozier
1966-67	72	38	25	9	85	Joe Crozier
1967-68	72	38	25	9	85	Joe Crozier
1968-69	74	25	38	11	61	Dick Gamble
1969-70	72	18	38	16	52	Dick Gamble
1970-71	72	25	36	11	61	Dick Gamble, John O'Flaherty
1971-72	76	28	38	10	66	Doug Adam, Don Cherry
1972-73	76	33	31	12	78	Don Cherry
1973-74	76	42	21	13	97	Don Cherry
1974-75	76	42	25	9	93	Dick Mattiussi
1975-76	76	42	25	9	93	Dick Mattiussi
1976-77	80	42	33	5	89	Duane Rupp
1977-78	81	43	31	7	93	Duane Rupp
1978-79	80	26	42	12	64	Duane Rupp, Gary Darling, Ron Garwaisiuk, Pat Kelly
1979-80	80	28	42	10	66	Billy Inglis
1980-81	80	30	42	8	68	Mike Keenan
1981-82	80	40	31	9	89	Mike Keenan
1982-83	80	46	25	9	101	Mike Keenan
1983-84	80	46	32	2	94	Joe Crozier
1984-85	80	40	27	13	93	Jim Schoenfeld, John Van Boxmeer
1985-86	80	34	39	7	71	John Van Boxmeer
1986-87	80	47	26	7	101	John Van Boxmeer
1987-88	80	46	27	7	100	John Van Boxmeer
1988-89	80	38	37	5	81	John Van Boxmeer
1989-90	80	43	28	9	95	John Van Boxmeer
1990-91	80	45	26	9	99	Don Lever
1991-92	80	37	31	12	86	Don Lever
1992-93	80	40	33	7	87	John Van Boxmeer
1993-94	80	31	34	15	77	John Van Boxmeer
1994-95	80	35	38	7	77	John Van Boxmeer
1995-96	80	37	38	5	83	John Tortorella
1996-97	80	40	31	9	90	John Tortorella
1997-98	80	30	38	12	72	Brian McCutcheon



1997-98 AHL REGULAR SEASON STANDINGS

EASTERN CONFERENCE

Team	GP	W	L	T	PTS	GF	GA
Atlantic							
Saint John	80	43	24 (0)	13	99	231	201
Fredericton	80	33	32 (5)	10	81	245	244
Portland	80	33	33 (2)	12	80	241	247
St. John's	80	25	32 (5)	18	73	233	254
New England							
Springfield	80	45	26 (2)	7	99	278	248
Hartford	80	43	24 (1)	12	99	272	227
New Haven	80	38	33 (2)	7	85	256	239
Worcester	80	34	31 (6)	9	83	267	268
Providence	80	19	49 (5)	7	50	211	301

WESTERN CONFERENCE

Team	GP	W	L	T	PTS	GF	GA
Empire							
Albany	80	43	20 (6)	11	103	290	223
Hamilton	80	36	22 (5)	17	94	264	242
Syracuse	80	35	32 (2)	11	83	272	285
Adirondack	80	31	37 (3)	9	74	245	275
Rochester	80	30	38 (0)	12	72	238	260
Mid-Atlantic							
Philadelphia	80	47	21 (2)	10	106	314	249
Hershey	80	36	31 (6)	7	85	238	235
Kentucky	80	29	39 (3)	9	70	241	278
Cincinnati	80	23	37 (7)	13	66	243	303

Losses in overtime are noted in parentheses and are worth one point.

1997-98 AHL SCORING LEADERS

Name and Team	GP	G	A	PTS
Peter White, Philadelphia	80	27	78	105
Bob Wren, Cincinnati	77	42	58	100
Steve Guolla, Kentucky	69	37	63	100
Daniel Briere, Springfield	68	36	56	92
Stacy Roest, Adirondack	80	34	58	92
Craig Darby, Philadelphia	77	42	45	87
Craig Reichert, Cincinnati	78	28	59	87
Brendan Morrison, Albany	72	35	49	84
Alexei Yegorov, Kentucky	79	32	52	84
Craig Charron, Rochester	75	25	53	78
Shawn McCosh, Philadelphia	80	24	54	78

1997-98 AHL GOAL SCORING LEADERS

Name and Team	GP	G
Paul Brousseau, Adirondack	67	45
Craig Darby, Philadelphia	77	42
Bob Wren, Cincinnati	77	42
Steve Guolla, Kentucky	69	37
Several Players Tied		36

1997-98 AHL ALL-STARS

First Team	Position	Second Team
Scott Langkow, Springfield	Goaltender	Rich Schulmistra, Albany/Norm Macacle, Adirondack
Jamie Heward, Philadelphia	Defense	David Cooper, St. John's
Ryan Helmer, Albany	Defense	Ryan Bast, Saint John
Daniel Briere, Springfield	Center	Steve Guolla, Kentucky
Craig Darby, Philadelphia	Right Wing	Paul Brousseau, Adirondack
Ryan Mulhern, Portland	Left Wing	Sean Haggerty, Kentucky

Les Cunningham Award (MVP): Steve Guolla, Kentucky
Eddie Shore Award (Top Defenseman): Jamie Heward, Philadelphia
Fred T. Hunt Award (Sportsmanship & Dedication): Craig Charron, Rochester
Dudley "Red" Garrett Award (Top Rookie): Daniel Briere, Springfield
Aldege "Baz" Bastien Award (Top Goaltender): Scott Langkow, Springfield
Louis A.R. Pieri Award (Coach of the Year): Bill Stewart, Saint John

AHL 1998 PLAYOFF REVIEW

Conference Quarterfinals

Philadelphia defeated Rochester (3 games to 1)
 Hershey defeated Kentucky (3 games to 0)
 Saint John defeated St. John's (3 games to 1)
 Portland defeated Fredericton (3 games to 1)
 Worcester defeated Springfield (3 games to 1)
 Hartford defeated New Haven (3 games to 0)
 Albany defeated Adirondack (3 games to 0)
 Hamilton defeated Syracuse (3 games to 2)

Conference Finals

Philadelphia defeated Albany (4 games to 2)
 Saint John defeated Hartford (4 games to 1)

Calder Cup Finals

Philadelphia defeated Saint John (4 games to 2)

Calder Cup MVP: Mike Maneluk, Philadelphia

Conference Semifinals

Philadelphia defeated Hershey (4 games to 0)
 Albany defeated Hamilton (4 games to 0)
 Saint John defeated Portland (4 games to 2)
 Hartford defeated Worcester (4 games to 3)

AMERKS FACT

Fans in the Buffalo area who wish to attend an Americans' game should head on the New York State Thruway East to Exit 47 (Leroy). From there, go on Route I-490 East, exiting at Plymouth Ave. Take a right on Plymouth, then take a left on to Broad Street. The War Memorial is located at Broad and Exchange Streets (two blocks down from Plymouth).

Fans east of Rochester can take the I-490 West to Clinton Avenue/Downtown exit. At the second light, take a left on to Court Street. After crossing over the bridge, the War Memorial is on the right at Exchange and Broad.



1997-98 ROCHESTER AMERICANS FINAL REGULAR SEASON STATS

POS	NO.	PLAYER	GP	G	A	PTS	+/-	PIM	PP	SH	GW	S	PCTG
C	5	CRAIG CHARRON	75	25	53	78	11	51	8	4	2	226	11.1
L	14	VACLAV VARADA	45	30	26	56	20	74	14	2	2	160	18.8
L	10	SCOTT METCALFE	75	9	24	33	2-	192	1	0	2	86	10.5
R	27	DAN FRAWLEY	75	12	20	32	0	175	2	0	1	113	10.6
C	25	MARTIN MENARD	47	18	13	31	4-	30	1	1	2	107	16.8
R	25	STEVEN KING	28	15	15	30	2	28	8	0	2	105	14.3
D	24	JASON HOLLAND (ROCH)	9	0	4	4	5	10	0	0	0	29	0.0
		(TOTALS)	59	10	20	30	7-	39	5	0	3	173	5.8
D	2	MIKE HURLBUT	45	10	20	30	2-	48	3	0	0	145	6.9
R	19	MAIT DAVIDSON	71	15	12	27	18-	12	6	0	3	103	14.6
C	22	PATRICE TARDIF	41	13	13	26	8	68	2	1	1	76	17.1
D	3	SERGEI KLIMENTIEV	57	4	22	26	8	94	2	0	0	126	3.2
L	11	DENIS HAMEL	73	10	15	25	1-	98	4	1	2	123	8.1
R	36	DANE JACKSON	28	10	13	23	1	55	4	1	1	55	18.2
C	17	ERIK RASMUSSEN	53	9	14	23	11-	83	5	0	1	120	7.5
C	21	SCOTT NICHOL	35	13	7	20	10-	113	0	1	3	84	15.5
D	15	SHAYNE WRIGHT	70	2	18	20	5-	122	1	0	0	110	1.8
D	7	DEAN MELANSON	73	7	9	16	1	228	0	0	3	116	6.0
D	16	TIM MURRAY	26	3	13	16	6	18	1	0	0	44	6.8
L	18	MIKE CASSELMAN	25	8	7	15	2-	14	2	0	0	57	14.0
D	40	RUMUN NDUR	50	1	12	13	8	207	0	1	0	27	3.7
D	4	JEAN-LUC GRAND-PIERRE	75	4	6	10	8-	211	1	0	0	82	4.9
C	33	DEREK WOOD	31	3	7	10	1	75	0	0	1	60	5.0
C	16	MIKE HARDER (ROCH)	8	4	2	6	0	0	1	0	1	23	17.4
		(TOTALS)	11	6	2	8	3	2	1	0	2	29	20.7
D	8	JAY MCKEE	13	1	7	8	6	11	0	0	0	36	2.8
L	44	GREG WALTERS	33	4	3	7	5-	81	0	0	0	29	13.8
L	28	PETER VANDERMEER	30	4	2	6	1	140	0	0	2	31	12.9
L	29	MATT RUCHTY	6	2	3	5	3-	23	0	0	0	14	14.3
D	32	TOM NEMETH	11	0	3	3	2	6	0	0	0	14	.0
D	20	JARED BEDNAR	19	0	2	2	5	49	0	0	0	18	.0
C	12	DAVE SEITZ	4	1	0	1	2	0	0	0	1	4	25.0
L	18	MARK DUTAUME	11	1	0	1	1	4	0	0	0	4	25.0
L	12	RANDY BURRIDGE	6	0	1	1	2	19	0	0	0	20	.0
L	12	MARTIN BIRON	41	0	1	1	0	10	0	0	0	0	.0
G	1	ERIC LAVIGNE	25	0	1	1	1-	118	0	0	0	15	.0
D	55	DMITRI RODINE	1	0	1	1	1	0	0	0	0	2	.0
L	8	DANIEL BIENVENUE	10	0	0	0	5-	17	0	0	0	0	.0
C	24	MIKE ZANUTTO	9	0	0	0	1-	0	0	0	0	0	.0
D	26	DARREN WETHERILL	8	0	0	0	1-	10	0	0	0	0	.0
L	28	CHAD REMACKEL	4	0	0	0	1-	0	0	0	0	0	.0
L	26	KRIS CANTU (ROCH)	4	0	0	0	2	0	0	0	0	0	.0
		(TOTALS)	8	0	0	0	2	0	0	0	0	0	.0
D	32	JUSTIN KRALL	1	0	0	0	1-	0	0	0	0	0	.0
D	29	SHANE KENNY	1	0	0	0	1	0	0	0	0	0	.0
G	35	MIKE BALES	39	0	0	0	0	6	0	0	0	0	.0
G	31	JON HILLEBRANDT	3	0	0	0	0	0	0	0	0	0	.0
G	31	ANDREI TREFILOV	3	0	0	0	0	0	0	0	0	0	.0
G	31	STEVE SHIELDS	1	0	0	0	0	0	0	0	0	0	.0
G	31	JASON FITZSIMMONS	1	0	0	0	0	0	0	0	0	0	.0

SW#	GOALTENDER	GPI	MINS	AVG	W	L	T	EN	SO	GA	SA	SV %
39	MIKE BALES	2229:31	3.42	13	19	5	3	0	127	1187	.893	
41	MARTIN BIRON	2312:23	2.93	14	18	6	2	5	113	1220	.907	
1	JASON FITZSIMMONS	5:24	0.00	0	0	0	0	0	0	4	1.000	
3	JON HILLEBRANDT	101:47	2.94	2	0	0	0	0	5	44	.886	
1	STEVE SHIELDS	59:08	3.05	0	1	0	1	0	3	26	.885	
3	ANDREI TREFILOV	138:35	2.60	1	0	1	0	0	6	79	.924	
80	ROCHESTER TOTALS	4866:34	3.21	30	38	12	6	5	260	2566	.899	

SCORING	1	2	3	OT	TOT.	POWER PLAY	GOALS	OPP.	PCT.
AMERICANS	84	80	70	4	238	AMERICANS	67	422	15.9
OPPONENTS	80	95	85	0	260	OPPONENTS	91	456	20.0
SHOTS	1	2	3	OT	TOT.				
AMERICANS	761	826	783	26	2396				
OPPONENTS	871	842	819	34	2566				

1998 ROCHESTER AMERICANS FINAL PLAYOFF STATS

POS	NO.	PLAYER	GP	G	A	PTS	+/-	PIM	PP	SH	GW	S	PCTG
C	16	MIKE HARDER	4	3	2	5	1-	8	2	0	0	18	16.7
R	36	DANE JACKSON	3	2	2	4	3	4	0	0	0	7	28.6
L	11	DENIS HAMEL	4	1	2	3	3	0	0	0	0	11	9.1
D	24	JASON HOLLAND	4	0	3	3	2-	4	0	0	0	7	.0
R	25	STEVEN KING	4	1	1	2	3-	4	1	0	0	18	5.6
C	5	CRAIG CHARRON	4	1	1	2	1-	0	0	0	1	9	11.1
L	18	MIKE CASSELMAN	4	1	1	2	2-	2	0	0	0	1	100.0
D	2	MIKE HURLBUT	4	1	1	2	1-	2	0	0	0	12	8.3
D	7	DEAN MELANSON	4	0	2	2	0	0	0	0	0	12	.0
D	40	RUMUN NDUR	4	0	2	2	0	16	0	0	0	3	.0
D	15	SHAYNE WRIGHT	4	0	2	2	3-	0	0	0	0	5	.0
D	28	PETER VANDERMEER	4	1	0	1	1-	13	0	0	0	4	25.0
R	19	MATT DAVIDSON	3	1	0	1	1	2	0	0	0	1	100.0
L	12	RANDY BURRIDGE	1	0	1	1	3-	0	0	0	0	1	.0
L	10	SCOTT METCALFE	4	0	0	0	2-	11	0	0	0	2	.0
R	27	DAN FRAWLEY	4	0	0	0	3-	2	0	0	0	3	.0
C	17	ERIK RASMUSSEN	1	0	0	0	1-	5	0	0	0	0	.0
D	4	JEAN-LUC GRAND-PIERRE	4	0	0	0	1-	2	0	0	0	7	.0
C	33	DEREK WOOD	4	0	0	0	4-	21	0	0	0	7	.0
G	1	MARTIN BIRON	4	0	0	0	0	0	0	0	0	0	.0
L	8	DANIEL BIENVENUE	0	0	0	0	0	0	0	0	0	0	.0
D	26	DARREN WETHERILL	0	0	0	0	0	0	0	0	0	0	.0
D	29	SHANE KENNY	0	0	0	0	0	0	0	0	0	0	.0
G	31	JON HILLEBRANDT	0	0	0	0	0	0	0	0	0	0	.0
D	32	TOM NEMETH	0	0	0	0	0	0	0	0	0	0	.0
G	35	MIKE BALES	0	0	0	0	0	0	0	0	0	0	.0
L	44	GREG WALTERS	0	0	0	0	0	0	0	0	0	0	.0

SW#	GOALTENDER	GPI	MINS	AVG	W	L	T	EN	SO	GA	SA	SV %
1	MARTIN BIRON	4	239:10	4.02	1	3	-	2	0	16	139	.885
35	MIKE BALES	0	0:00	0.00	0	0	-	0	0	0	0	.0
34	JON HILLEBRANDT	0	0:00	0.00	0	0	-	0	0	0	0	.0
	ROCHESTER TOTALS	4	240:00	4.50	1	3	-	2	0	16	141	.872

SCORING	1	2	3	OT	TOT.	POWER PLAY	GOALS	OPP.	PCT.
AMERICANS	1	5	6	0	12	AMERICANS	3	17	17.7
OPPONENTS	6	6	6	0	18	OPPONENTS	5	19	26.3
SHOTS	1	2	3	OT	TOT.				
AMERICANS	36	52	40	0	128				
OPPONENTS	58	46	37	0	141				

AMERKS FACT

The Americans have won the Calder Cup in 1965, 1967, 1968, 1983, 1987 and 1996.

ROCHESTER AMERICANS CAREER LEADERS - 1956-98

Games Played	Tot.	Goals	Tot.	Assists	Tot.
Jody Gage	653	Jody Gage	351	Jody Gage	377
Dick Gamble	569	Dick Gamble	300	Bronco Horvath	343
Norm Armstrong	566	Gerry Ehman	237	Gerry Ehman	283
Darryl Sly	517	Bronco Horvath	199	Dick Gamble	265
Stan Smrke	513	Stan Smrke	197	Stan Smrke	239
Scott Metcalfe	499	Norm Armstrong	166	Geordie Robertson	231
Bronco Horvath	473	Geordie Robertson	164	Norm Armstrong	225
Gerry Ehman	465	Mal Davis	155	Scott Metcalfe	212
Dan Frawley	455	Bob Mongrain	153	Jim Jackson	205
Les Duff	399	Scott Metcalfe	137	Barry Merrell	187

Points	Tot.	Penalty Minutes	Tot.	Coaching Wins	Tot.
Jody Gage	728	Scott Metcalfe	1,424	John Van Boxmeer	333
Dick Gamble	565	Jim Hofford	1,212	Joe Crozier	260
Bronco Horvath	542	Dan Frawley	1,060	Mike Keenan	116
Gerry Ehman	520	Norm Armstrong	983		
Stan Smrke	436	Rob Ray	796		
Geordie Robertson	395	Rumun Ndur	795		
Norm Armstrong	391	Chris Langevin	750		
Scott Metcalfe	349	Kevin Kerr	680		
Bob Mongrain	339	Brad Rubachuk	665		
Barry Merrell	321	Dean Melanson	660		

AMERICANS TEAM SEASON RECORDS

CATEGORY	OVERALL	HOME	AWAY
Points - Most	101 (twice)	64 (87-88)	46 (90-91)
- Least	52 (69-70)	37 (69-70)	10 (62-63)
Wins - Most	48 (64-65)	30 (87-88)	21 (twice)
- Least	18 (69-70)	14 (69-70)	4 (twice)
Losses - Most	42 (3 times)	18 (78-79)	30 (62-63)
- Least	21 (3 times)	4 (65-66)	13 (twice)
Ties - Most	16 (69-70)	9 (69-70)	8 (4 times)
- Least	2 (twice)	0 (twice)	1 (3 times)

Most Goals Scored - 389 (82-83)
 Fewest Goals Scored - 205 (57-58)
 Most Goals Against - 349 (78-79)
 Fewest Goals Against - 199 (twice)

Most Scoring Points: 1043 (82-83)
 Most Power-Play Goals: 109 (92-93)
 Most Short-handed Goals: 19 (82-83, 88-89, 89-90)
 Most Penalty Minutes: 2,588 (95-96)

Most 20 Goal Scorers: 8 (73-74, 77-78, 82-83)
 Most 30 Goal Scorers: 5 (64-65, 81-82, 82-83)
 Most 40 Goal Scorers: 3 (74-75, 82-83, 89-90)

Longest Winning Streak: 11 (Oct. 11 - Nov. 2, 1984; Apr. 14 - May 19, 1996)
 Longest Home Winning Streak: 15 (Jan. 17 - Mar. 26, 1965)
 Longest Unbeaten Streak: 14 (13-0-1; Oct. 24-Dec. 4, 1965)
 Longest Losing Streak: 10 (Feb. 6-21, 1981; Oct. 7-29, 1988)
 Longest Winless Streak: 14 (0-10-4; Mar. 20 - Apr. 5, 1970)

AMERICANS TEAM GAME RECORDS

Most Goals: 14 (vs. Cleveland, Nov. 24, 1966)
 Most Goals on Road: 10 (vs. Springfield, Apr. 1, 1972; vs. Fredericton, Nov. 24, 1981; vs. Maine, Dec. 29, 1982)
 Most Assists: 25 (vs. St. Catharines, Apr. 7, 1985)
 Most Points: 38 (vs. St. Catharines, Apr. 7, 1985)
 Most Goals - Both Teams: 20 (Rochester 14, Cleveland 6 - Nov. 24, 1966)
 Greatest Winning Margin: 12 (Rochester 13, New Haven 1 - Jan. 17, 1975)
 Greatest Losing Margin: 12 (Providence 15, Rochester 3 - Feb. 13, 1972; Nova Scotia 13, Rochester 1 - Feb. 15, 1980; Baltimore 12, Rochester 0 - Nov. 23, 1984)
 Highest Tie Score: 8-8 (Nov. 11, 1962 vs. Springfield)
 Scoreless Ties: 7 times (Nov. 7, 1964 vs. Buffalo; Mar. 31, 1967 vs. Pittsburgh; Feb. 26, 1971 vs. Baltimore; Feb. 11, 1972 vs. Richmond; Jan. 27, 1974 vs. Virginia; Nov. 20, 1991 at Halifax; Nov. 10, 1997 vs. Adirondack)

AMERICANS ONE SEASON INDIVIDUAL RECORDS

Most Goals: 61 (Paul Gardner - 1985-86)
 Most Assists: 73 (Geordie Robertson - 1982-83)
 Most Points: 119 (Geordie Robertson - 1982-83)
 Most Penalty Minutes: 446 (Rob Ray - 1988-89)
 Most Power-Play Goals: 25 (Paul Gardner - 1985-86)
 Most Short-Handed Goals: 11 (Gary McAdam - 1982-83)
 Most Game-Winning Goals: 9 (Jody Gage - 1987-88; Craig Charron - 1995-96)
 Most Unassisted Goals: 9 (Paul O'Neill - 1975-76)

Most Goals by a Center: 61 (Paul Gardner - 1985-86)
 Most Assists by a Center: 73 (Geordie Robertson - 1982-83)
 Most Points by a Center: 119 (Geordie Robertson - 1982-83)
 Most Penalty Minutes by a Center: 246 (Brad Rubachuk - 1993-94)

Most Goals by a Left Wing: 51 (Murray Kuntz - 1973-74)
 Most Assists by a Left Wing: 59 (Stan Smrke - 1964-65)
 Most Points by a Left Wing: 98 (Dick Gamble - 1965-66; Mike Donnelly - 1989-90)
 Most Penalty Minutes by a Left Wing: 446 (Rob Ray - 1988-89)

Most Goals by a Right Wing: 60 (Jody Gage - 1987-88)
 Most Assists by a Right Wing: 61 (Ed Litzenberger - 1964-65)
 Most Points by a Right Wing: 104 (Jody Gage - 1987-88)
 Most Penalty Minutes by a Right Wing: 352 (Kevin Kerr - 1987-88)

Most Goals by a Defenseman: 18 (Rick Pagnutti - 1972-73)
 Most Assists by a Defenseman: 58 (Bob Hess - 1980-81)
 Most Points by a Defenseman: 75 (Bob Hess - 1980-81)
 Most Penalty Minutes by a Defenseman: 322 (Jim Hofford - 1987-88)

Most Goals by a Goaltender: 1 (Darcy Wakaluk - 1987-88; Robb Stauber - 1995-96)
 Most Assists by a Goaltender: 7 (Darcy Wakaluk - 1989-90; David Littman - 1990-91)
 Most Penalty Minutes by a Goaltender: 55 (Jim Pettie - 1976-77)
 Most Games Played by a Goaltender: 72 (Gerry Cheevers - 1964-65)
 Most Minutes Played by a Goaltender: 4,359 (Gerry Cheevers - 1964-65)
 Most Wins by a Goaltender: 48 (Gerry Cheevers - 1964-65)
 Most Shutouts by a Goaltender: 6 (Bob Perreault - 1967-68)
 Lowest Goals-Against Average: 2.68 (Gerry Cheevers - 1964-65)

Most Goals by a Rookie: 42 (Donald Audette - 1989-90)
 Most Assists by a Rookie: 66 (Todd Simon - 1992-93)
 Most Points by a Rookie: 98 (Peter Ciavaglia - 1991-92)
 Most Penalty Minutes by a Rookie: 446 (Rob Ray - 1988-89)

Most Consecutive Games With a Point: 25 (Peter Ciavaglia - 1992-93)



AMERICANS INDIVIDUAL GAME RECORDS

Most Goals: 5 (Dave Hynes - Jan. 17, 1975; Donald Audette - Oct. 29, 1989)
 Most Assists: 6 (Rudy Migay - Feb. 6, 1959; Ed Litznberger - Jan. 24, 1965; Geordie Robertson - Dec. 26, 1983)
 Most Points: 7 (Ed Joyal - Feb. 24, 1967; Geordie Robertson - Dec. 26, 1983; Darrin Shannon, Jan. 13, 1991)
 Most Penalty Minutes: 54 (Wally Weir - Jan. 16, 1981 - four misconducts, two majors, two minors)

1998-99 ROCHESTER AMERICANS SCHEDULE

	HOME			AWAY	
Friday	Oct-16	Hershey	Saturday	Oct-10	Adirondack
Saturday	Oct-17	Cincinnati	Monday	Oct-12	Hamilton
Wednesday	Oct-28	Adirondack	Friday	Oct-23	Kentucky
Friday	Oct-30	Worcester	Saturday	Oct-24	Cincinnati
Friday	Nov-6	Hamilton	Saturday	Oct-31	Albany
Saturday	Nov-7	Syracuse	Friday	Nov-13	Adirondack
Sunday	Nov-15	Syracuse	Saturday	Nov-14	Syracuse
Friday	Nov-27	St. John's	Friday	Nov-20	Cincinnati
Friday	Dec-4	Adirondack	Saturday	Nov-21	Kentucky
Saturday	Dec-5	Hamilton	Wednesday	Nov-25	Adirondack
Friday	Dec-11	Lowell	Saturday	Nov-28	Fredericton
Saturday	Dec-12	Hamilton	Tuesday	Dec-1	St. John's
Friday	Dec-18	Adirondack	Wednesday	Dec-2	St. John's
Sunday	Dec-20	Kentucky	Wednesday	Dec-9	Philadelphia
Wednesday	Dec-23	Philadelphia	Saturday	Dec-19	Albany
Sunday	Dec-27	Fredericton	Saturday	Dec-26	Hamilton
Wednesday	Dec-30	Fredericton	Tuesday	Dec-29	Hartford
Sunday	Jan-3	Adirondack	Tuesday	Jan-5	Hamilton
Friday	Jan-8	Providence	Sunday	Jan-10	Lowell
Sunday	Jan-17	Syracuse	Tuesday	Jan-12	Hamilton
Wednesday	Jan-20	Saint John	Saturday	Jan-16	Syracuse
Friday	Jan-22	St. John's	Saturday	Jan-23	Albany
Friday	Jan-29	Hershey	Saturday	Jan-30	Syracuse
Friday	Feb-5	Albany	Saturday	Feb-6	Adirondack
Sunday	Feb-14	Syracuse	Sunday	Feb-7	Providence
Wednesday	Feb-17	Hamilton	Wednesday	Feb-10	New Haven
Friday	Feb-19	Philadelphia	Saturday	Feb-13	Syracuse
Sunday	Feb-21	Albany	Wednesday	Feb-24	Worcester
Friday	Feb-26	Albany	Sunday	Feb-28	Saint John
Friday	Mar-12	Albany	Tuesday	Mar-2	Fredericton
Friday	Mar-19	Hamilton	Thursday	Mar-4	Saint John
Saturday	Mar-20	Syracuse	Saturday	Mar-6	Hershey
Friday	Mar-26	Adirondack	Tuesday	Mar-9	Philadelphia
Sunday	Mar-28	Cincinnati	Saturday	Mar-13	Albany
Wednesday	Mar-31	Hartford	Sunday	Mar-14	Hershey
Friday	Apr-2	Saint John	Sunday	Mar-21	Syracuse
Tuesday	Apr-6	Kentucky	Saturday	Apr-3	Hamilton
Friday	Apr-9	New Haven	Saturday	Apr-10	Adirondack
Friday	Apr-16	Albany	Sunday	Apr-11	Syracuse
Sunday	Apr-18	Syracuse	Wednesday	Apr-14	Albany

Start Times: Monday-Saturday 7:35pm

Sunday: 6:05pm

HOCKEY IN BUFFALO...BEFORE THE SABRES

The current edition of hockey in Buffalo -- the National Hockey League -- is not the only type the city has known. The Sabres began playing in 1970-71, and, since 1979, have had an American Hockey League affiliate in Rochester. But, from 1936-1970, there was hockey in Buffalo, an American Hockey League team, the Bisons. That team won five Calder Cups, to go with four runner-up performances in the finals. This section takes a look at that historic era of professional hockey in the Nickel City.

ALL-TIME BISONS' REGULAR SEASON RECORDS

Season	GP	W	L	T	Pts.	Coach
1936-37+	11	3	8	0	6	NA
1940-41	56	19	27	10	48	Tiny Thomas
1941-42	56	25	25	6	56	Tiny Thomas
1942-43*	56	28	21	7	63	Art Chapman
1943-44*	54	25	16	13	63	Art Chapman
1944-45	60	31	21	8	70	Art Chapman
1945-46*	62	38	16	8	84	Frank Beisler
1946-47	64	36	17	11	83	Frank Beisler
1947-48~	68	41	23	4	86	R. Goldsworthy
1948-49	68	33	27	8	74	Hector Blake,
....						R. Goldsworthy
1949-50	70	32	29	9	73	R. Goldsworthy
1950-51	70	40	26	4	84	R. Goldsworthy
1951-52	68	28	36	4	60	R. Goldsworthy
1952-53	64	22	39	3	47	Frank Eddolls
1953-54	70	39	24	7	85	Frank Eddolls
1954-55~	64	31	28	5	67	Gaye Stewart
1955-56	64	29	30	5	63	Frank Eddolls
1956-57	64	25	37	2	52	Frank Eddolls
1957-58	70	25	42	3	53	Harry Watson
1958-59~	70	38	28	4	80	Bobby Kirk,
....						Fred Hunt
1959-60	72	33	35	4	70	Dit Clapper
1960-61	72	35	34	3	73	Frank Eddolls
1961-62~	70	36	31	3	75	Billy Reay
1962-63*	72	41	24	7	89	Billy Reay
1963-64	72	25	40	7	57	Tex Evans
1964-65	72	40	26	6	86	Phil Watson
1965-66	72	29	40	3	61	Phil Watson
1966-67	72	14	51	7	35	Fred Hunt
1967-68	72	32	28	12	76	Fred Shero
1968-69	74	41	18	15	97	Fred Shero
1969-70*	72	40	17	15	95	Fred Shero

+ - Buffalo withdrew December 9, 1936 when fire destroyed building and all games involving Buffalo

....were eliminated from counting in the standings.

* - Won Calder Cup.

~ - Runner-up in Calder Cup Finals.

BISONS FACT

The 1942-43 Bisons had - along with the 1941-42 Cleveland Barons - held the American Hockey League record for shutouts in one season with nine until March 22, 1996 when the Springfield Falcons posted their 10th of the year.



AMERICAN HOCKEY LEAGUE TROPHIES WON BY BIONS

Louis A.R. Pieri Memorial Award - Named in honor of the late long-time contributor to the American Hockey League as owner of the Providence Reds. It is presented to the outstanding coach in the AHL.

1969-70 - Fred Shero

Les Cunningham Plaque - Named in honor of the first AHL player to score 200 points in regular season play. Les Cunningham played a total of 10 seasons with the Cleveland Barons, averaging better than a point a game. It is presented to the most valuable player selected by the media and players of the League.

1950-51 - Ab DeMarco
1960-61 - Phil Maloney
1962-63 - Dennis DeJordy
1964-65 - Art Stratton
1968-69 - Gilles Villemure
1969-70 - Gilles Villemure

John B. Sollenberger Trophy - Named in honor of the longtime contributor to the AHL as manager and president of the Hershey Bears, and former Chairman of the Board of Governors of the American Hockey League. It is presented to the individual who accumulated the most points over the course of the season. (Previously known as the Wally Kilrea Trophy and the Carl Liscombe Trophy.)

1950-51 - Ab DeMarco
1964-65 - Art Stratton

Eddie Shore Plaque - Named in honor of the late Hockey Hall of Fame member who, after retiring from the NHL in 1940, bought the Springfield franchise and operated it until his retirement in 1976. Shore is widely regarded as one of hockey's greatest defenseman. The award goes to the player voted by the media and the players in each AHL city adjudged to be the best defenseman in the League.

1968-69 - Bob Blackburn

Harry (Hap) Holmes Memorial Trophy - From 1947-48 through 1970-71 this award was given annually to the goaltender with the lowest goals-against average providing he had played in 50% of the total championship games. Harry "Hap" Holmes was an early figure in professional hockey and was one of the outstanding goalkeepers of his era. He played for and managed the Cleveland entry in pre-AHL days.

1949-50 - Connie Dion
1962-63 - Dennis DeJordy
1968-69 - Gilles Villemure
1969-70 - Gilles Villemure

Dudley (Red) Garrett Memorial Trophy - Named after a young player who gave his life during World War II while in the service of the Canadian Navy. It is presented annually to the American Hockey League's outstanding rookie as voted by the media and players in each AHL city.

1949-50 - Paul Meger
1953-54 - Don Marshall
1960-61 - Chico Maki
1962-63 - Doug Robinson
1964-65 - Ray Cullen

BIONS FACT

The 1997 Hershey Bears became just the ninth team in the 61-year history of the American Hockey League's Calder Cup playoffs to win a best-of-seven series after having trailed 3-1. The first team to have accomplished that feat was the 1946 Buffalo Bisons in the Calder Cup Finals.

BUFFALO BIONS ALL-STARS

First Team

G - Gordon Bell (1942-43)
D - Frank Beisler (1942-43)
D - Roger Leger (1944-45)
D - Gordon Davidson (1944-45)
D - Roger Leger (1945-46)
C - Murdo MacKay (1948-49)
C - Ab DeMarco (1950-51)
LW - Paul Meger (1950-51)
D - Frank Eddolls (1953-54)
RW - Ed Slowinski (1953-54)
LW - Gaye Stewart (1953-54)
D - Frank Sullivan (1955-56)
G - Marcel Paille (1958-59)
D - Ivan Irwin (1958-59)
C - Phil Maloney (1960-61)
LW - Dick Gamble (1960-61)
LW - Barry Cullen (1961-62)
G - Dennis DeJordy (1962-63)
C - Art Stratton (1962-63)
RW - John McKenzie (1962-63)
C - Art Stratton (1964-65)
LW - Len Lunde (1964-65)
RW - Pat Hannigan (1964-65)
D - Ron Ingram (1967-68)
G - Gilles Villemure (1968-69)
D - Bob Blackburn (1968-69)
RW - Guy Trottier (1968-69)
G - Gilles Villemure (1969-70)
RW - Guy Trottier (1969-70)

Second Team

G - Claude Bourque (1941-42)
RW - Bill Summerhill (1942-43)
D - Gordon Davidson (1943-44)
G - Connie Dion (1945-46)
G - Connie Dion (1949-50)
C - Ab DeMarco (1949-50)
LW - Paul Meger (1949-50)
D - Hugh Currie (1950-51)
RW - Lorne Davis (1952-53)
D - Frank Sullivan (1954-55)
C - Ken Wharram (1954-55)
C - Larry Wilson (1955-56)
G - Harry Lumley (1956-57)
D - Frank Sullivan (1956-57)
D - Frank Martin (1958-59)
D - Gus Mortson (1959-60)
C - Larry Wilson (1959-60)
D - Ian Cushenan (1962-63)
LW - Doug Robinson (1962-63)
G - Ed Chadwick (1964-65)
D - John Miszuk (1964-65)
D - Ron Ingram (1968-69)
C - Dennis Hextall (1968-69)
LW - Don Blackburn (1969-70)

TOP BIONS PLAYERS

SCORING 100 OR MORE POINTS IN ONE SEASON

Player	Year	GP	G	A	Pts
Ab DeMarco	1950-51	64	37	76	113
Phil Maloney	1960-61	71	37	65	102
Art Stratton	1964-65	71	25	84	109

50-GOAL SCORERS

Player	Year	GP	G	Pts
Len Lunde	1964-65	72	50	96
Guy Trottier	1969-70	71	55	88

REGULAR SEASON SCORING LEADERS

Player	Year	GP	G	A	Pts
Ab DeMarco	1950-51	64	37	76	113
Art Stratton	1964-65	71	25	84	109

REGULAR SEASON GOALTENDING LEADERS

Goalie	Year	GP	GA	SO	GAA
Gordie Bell	1942-43	52	125	9	2.40
Yves Nadon	1944-45	30	87	3	2.90
Connie Dion*	1945-46	42	124	1	2.95
Jacques Plante	1953-54	55	148	3	2.69
Dennis DeJordy	1962-63	67	187	6	2.79
Gilles Villemure	1968-69	62	148	6	2.41
Gilles Villemure	1969-70	65	156	8	2.52

* - spent part of the season with St. Louis



RADIO-TELEVISION INFORMATION

For the second-consecutive season, all Sabre games will be broadcast on the team's flagship station WHTT 104.1 FM. Calling the action will be the television tandem of Rick Jeanneret and Jim Lorentz. The Sabres will again simulcast on radio each game televised on the Empire Sports Network.

The Empire Sports Network again serves as the team's television home, broadcasting 78 of the Sabres' 82 games. Games that are not televised on Empire can still be heard on WHTT, featuring the same broadcast team. Empire is a regional sports network that is in its eighth year of operation. The Network services nearly three-quarters of a million cable subscribers across New York State and is also available on the DirecTV and Primestar home satellite systems.



Rick Jeanneret

The 1998-99 season marks Rick Jeanneret's 28th year as a broadcaster for the Buffalo Sabres. He began with the Sabres prior to the 1971-72 season, serving as the club's radio voice and held that post until 1995. Jeanneret then became the television play-by-play announcer, beginning with the 1995-96 campaign. He broadcast his first game during the 1971 preseason for the Cincinnati Swords (the Sabres' minor league team at the time).

Jeanneret earned his start in 1963 while attending a Niagara Falls Flyers (Junior A) game in which he filled in for the regular announcer who had taken ill. He then went on to become the color analyst for one season before moving to the play-by-play position in 1965.

A native of St. Catharines, Ontario, Jeanneret currently resides in Niagara Falls, Canada, with his wife, Sandra. Rick has two sons, Mark and Chris.



Jim Lorentz

Versatility has been a trademark of Lorentz' career as a player and broadcaster for the Sabres. Beginning in 1981, he has been involved as the color commentator for radio and in his present role of television commentator since the 1992-93 season.

Lorentz played 10 seasons in the NHL with Boston, St. Louis, the New York Rangers and Buffalo. His 331 points rank him fourteenth in all-time scoring for the Sabres, totaling 134 goals, 197 assists in 487 games. He retired in 1978 with 399 points in the NHL and a Stanley Cup Championship with the Bruins in 1970.

In addition to his work with the Sabres, the Waterloo, Ontario, native runs a hockey program for youth each summer.



Danny Gare

This former Sabres captain is beginning his second season as an ice-level reporter for the organization, which drafted him in the second round in 1974. Prior to his current post, Gare served as the radio color analyst during the 1995-96 season.

After 13 seasons in the NHL, Gare retired in 1987 after compiling 354 goals, 331 assists for 685 points in 827 games with Buffalo, Detroit and Edmonton. He scored on his first shift in the NHL and ranks 9th in Sabre history with 500 points. Gare reached the 50-goal mark twice in his career with Buffalo, scoring exactly 50 in 1975-76, and later tied for the NHL's goal-scoring title with a career-best 56 in 1979-80.

A native of Nelson, British Columbia, Gare was elected in to the Sabres' Hall of Fame in 1994.

MEDIA INFORMATION

Requests for information should be directed to the Sabres' Communications Department, Buffalo Sabres, Marine Midland Arena, One Seymour H. Knox, III Plaza, Buffalo, NY 14203. The phone number is (716) 855-4100. Fax transmissions can be sent to (716) 855-4110.

Season passes are available only to those media members who cover the team on a regular basis. Those who need media credentials for an individual game should contact Michael Gilbert (855-4526) or Gil Chorbajian (855-4588) by 5 p.m. the day before a game, and by 5 p.m. on Friday before a Sunday game. Requests for individual game seating should be provided on your media outlet's letterhead (via fax). Furthermore, free-lance photographers will be admitted on an assignment-only basis, which must come from the photo editor. Press box seats are filled on a space-available basis.

The media entrance to Marine Midland Arena is located at the plaza area on the east (Illinois Street) side of the building, aligned with the middle of the parking ramp.

All requests for pre-game live shots should be coordinated through a member of the Communications Department and Director of Broadcasting Joe Guarneri (855-4474) to assure location and transmission.

The Sabres' press lounge opens two hours before game time, and also serves as the media work room, it can be reached by turning right upon entering the building at the media entrance (mentioned above).

Press credentials can be picked up before 4:30 p.m. on game days from the Communications Department. From 4:30 p.m. on, the passes will be at the media entrance described above (please note that pick up times will be adjusted for afternoon games).

To reach the press box, return back toward (and just past) the security office/media entrance and ride the freight elevator to the top/press level (indicated with a "P" in the elevator).

Credentials should be displayed at all times for admission to the press box, press lounge/work room, and dressing room areas. **YOUR COOPERATION IS APPRECIATED IN MAINTAINING A WORKING ATMOSPHERE IN THE LOCKER ROOM(S). ABSOLUTELY NO AUTOGRAPH REQUESTS. VIOLATORS WILL BE ASKED TO LEAVE.**

Please note that smoking is prohibited not only in both the press lounge/work room and the press box, but in the whole arena (under N.Y. State law).

There are electrical outlets and phone jacks at all seats in the press box, but phone lines are not active unless arrangements are made by calling Al Weissman at 855-4481. Please keep in mind that there is a minimum number of pool phones in the press box for use by visiting media as well as two pay phones.

Practices that cannot be held at Marine Midland Arena, will take place at Buffalo State University. Practices are open to the media, and reporters should contact Gil Chorbajian in the Communications Department to verify times (716) 855-4588.

DIRECTIONS TO MARINE MIDLAND ARENA

Marine Midland Arena is on Buffalo's waterfront at the end of Washington Street. It is bordered by Main and Illinois Streets, and South Park Avenue. There are several parking lots in that area. For directions see below or for more detailed information, contact the Sabres at (716) 855-4100.

From N.Y. State Thruway (90): Exit to Downtown Buffalo (190 North). Proceed North on the 190 towards downtown and exit at Church Street. The Adam's Mark Hotel will be on your right at the end of the ramp. Turn right at the signal onto Lower Terrace. Travel on Lower Terrace and turn right on Washington. The MMA is at the end of Washington.

From Canada and North: Take the 190 South heading toward downtown Buffalo. Exit at Niagara Street and head toward downtown. Turn right on South Elmwood Avenue (before City Hall) and continue until you cross Church Street, at that point Elmwood becomes Lower Terrace (Adam's Mark Hotel on your right). Travel on Lower Terrace and turn right on Washington. The MMA is at the end of Washington.

DIRECTIONS TO BUFFALO STATE SPORTS ARENA (coming from Greater Buffalo/Niagara International Airport)

Exit the airport and follow signs to the Kensington Expressway (33 West). Take Kensington for approximately ten minutes and follow exit signs for 198 West (Scjajaquada Expressway). Continue on 198 to the second Buffalo State College exit, marked Grant Street. At the end of the ramp, take a left at the traffic light (Grant St.); next turn left onto Letchworth St., and then turn left again at the stop sign (Reese St.). The Sports Arena will be on your right.

NATIONAL HOCKEY LEAGUE

Executive Offices — New York, 1251 Avenue of the Americas, 47th Floor, New York, NY 10020-1198, 212/789-2000, Fax: 212/789-2020, PR Fax: 212/789-2080

NHL, Montréal — 1800 McGill College Avenue, Suite 2600, Montréal, Québec, H3A 3J6, 514/288-9220, Fax: 514/284-0300

NHL, Toronto — 75 International Blvd., Suite 300, Rexdale, Ontario, M9W 6L9, 416/798-0809, Fax: 416/798-0852

NHL Enterprises, L.P. — 1251 Avenue of the Americas, 47th Floor, New York, NY 10020-1198, (212)789-2000, Fax: (212)789-2020

NHL Enterprises Canada, L.P. — 75 International Blvd., Suite 301, Rexdale, ON M9W 6L9, (416)798-9388, Fax: (416)798-9395

NHL Europe — Signaustasse 1, 8008 Zurich — Switzerland

NHL Productions — 183 Oak Tree Road, Tappan, NY 10983-2809, 914/365-6701, Fax: 914/365-6010

NHL DIRECTORY

Commissioner Gary B. Bettman
Senior VP and Chief Operating Officer Stephen J. Solomon
Senior VP Legal Affairs William L. Daly
Senior VP and Director of Hockey Operations Colin Campbell
VP Broadcasting Glenn Adamo
VP Media Relations Frank Brown
VP Security Dennis Cunningham
VP Hockey Operations (Toronto) Jim Gregory
VP and Chief Financial Officer Craig Harnett
VP Communications Bernadette Mansur
VP Public Relations and Media Services Gary Meagher
VP Public Relations Arthur Pincus
VP Television and Business Affairs Ellis T. "Skip" Prince III
VP Special Events Frank Supovitz
VP and General Counsel David Zimmerman
Associate Counsel Katherine Jones
Executive Assistant to the Commissioner Debbie Jordan

Broadcasting / NHL Productions

Vice President Glenn Adamo
Executive Producer Ken Rosen
Senior Producer Darryl Lepid
Director, Broadcasting Adam Acone
Director, Broadcasting and Research Samuel Esposito, Jr.
Director, Broadcast Operations / NHLP Patti Fallick
Director, Scheduling and Operations Steve HatzePetros
Manager, Broadcasting Todd Goodman
Manager, Broadcasting Anthony Triano

Corporate Communications

Director Mary Pat Clarke
Manager Tracey Warshaw
Publicist Sandra Carreon

Public Relations

VP, Media Relations Frank Brown
VP, Public Relations and Media Services (Toronto) Gary Meagher
VP Public Relations Arthur Pincus
Chief Statistician (Toronto) Benny Ercolani
Director, Public Relations Andrew McGowan
Manager, Media Services Susan Aglietti
Manager, News Services Greg Inglis
Publicist, Media Relations Amy Early
Public Relations Coordinator (Toronto) David Keon
News Services Assistant Adam Schwartz
Public Relations Assistant (Toronto) Chris Tredree

NHL DIRECTORY

Anaheim Mighty Ducks
Arrowhead Pond of Anaheim
2695 Katella Ave.
Anaheim, CA 92806
(714) 940-2900
website: www.mightyducks.com

Atlanta Thrashers
One CNN Center
12th South Tower
Atlanta, GA 30303
(404) 827-3394
website: www.atlantahockey.com

Boston Bruins
One FleetCenter
Suite 250
Boston, MA 02114
(617) 624-1950
website: www.bostonbruins.com

Calgary Flames
Canadian Airlines Saddledome
555 Saddledome Rise SE
Calgary, Alberta, Canada T2P 3B9
(403) 777-2177
website: www.calgaryflames.com

Carolina Hurricanes
5000 Aerial Center
Suite 100
Morrisville, NC 27560
(919) 467-7825
website: www.carolinahurricanes.com

Chicago Blackhawks
The United Center
1901 W. Madison Street
Chicago, ILL 60612
(312) 455-7000
website: www.chicagoblackhawks.com

Colorado Avalanche
McNichols Sports Arena
1635 Clay Street
Denver, CO 80204-1799
(303) 893-6700
website: www.coloradoavalanche.com

Dallas Stars
Dr. Pepper StarCenter
211 Cowboys Parkway
Irving, TX 75063
(972) 868-2890
website: www.dallasstars.com

Detroit Red Wings
Joe Louis Arena
600 Civic Center Drive
Detroit, MI 48226
(313)396-7544
website: www.detroitredwings.com

Edmonton Oilers
11230 110th Street
Edmonton, Alberta, Can. T5G 3G8
(403) 414-4000
website: www.edmontonoilers.com

Florida Panthers
National Car Rental Center
One Panthers Parkway
Sunrise, FL 33323
(954) 768-1900
website: www.flpanthers.com

Los Angeles Kings
Great Western Forum
3900 West Manchester Blvd.
Inglewood, CA 90305
(310) 419-3160
website: www.lakings.com

Montreal Canadiens
Centre Molson
1260 de La Gauchetiere Street West
Montreal, QC, Canada H3B 5E8
(514) 932-2582
website: www.canadiens.com

Nashville Predators
Nashville Arena
501 Broadway
Nashville, TN 37203
(615) 770-2300
website: www.nash-nhl.com

New Jersey Devils
Continental Airlines Arena
P.O. Box 504
East Rutherford, NJ 07073
(201) 935-6050
website: www.newjerseydevils.com

New York Islanders
Nassau Coliseum
Uniondale, NY 11553
(516) 794-4100
website: www.newyorkislanders.com

New York Rangers
Madison Square Garden
Two Pennsylvania Plaza
New York, NY 10121
(212) 465-6486
website: www.newyorkrangers.com

Ottawa Senators
1000 Palladium Drive
Kanata, ON, Canada K2V 1A5
(613) 591-8930
website: www.ottawasenators.com

Philadelphia Flyers
First Union Center
3601 S. Broad Street
Philadelphia, PA 19148
(215) 465-4500
website: www.philadelphiaflyers.com

Phoenix Coyotes
Cellular One Ice Den
9375 E. Bell Road
Scottsdale, AZ 85260
(602) 473-5699
website: www.PhoenixCoyotes.com

Pittsburgh Penguins
Civic Arena
One Chatham Center
Suite 400
Pittsburgh, PA 15219
(412) 642-1300
website: www.pittsburghpenguins.com

St. Louis Blues
Kiel Center
1401 Clark Avenue
St. Louis, MO 63103
website: www.stlouisblues.com

San Jose Sharks
San Jose Arena
525 West Santa Clara Street
San Jose, CA 95113
(408) 287-7070
website: www.sj-sharks.com

Tampa Bay Lightning
Ice Palace
401 Channelside Drive
Tampa, FL 33602
(813) 229-0056
website: www.tampabaylightning.com

Toronto Maple Leafs
Maple Leaf Gardens
60 Carlton St.
Toronto, ONT, Canada M5B 1L1
(416) 977-5364
website: www.torontomapleleafs.com

Vancouver Canucks
General Motors Place
800 Griffiths Way
Vancouver, British Columbia, Canada
V6B 6G1
(604) 899-4600
website: www.orcabay.com

Washington Capitals
MCI Center
601 F Street NW
Washington DC 20004
(202) 628-3200
website: www.washingtoncaps.com



HOW TO FIGURE ...

Assist: An assist is awarded to the player or players (maximum of two) who touched the puck prior to the goal, provided no defender plays or possesses the puck in between.

Game Played: A player receives credit for playing in a game if: i) he steps on the ice during time played or; ii) serves any penalty.

Game-Winning Goal: After the final score has been determined, the goal which leaves the winning Club one goal ahead of its opponent is the game-winning goal (example: if Team A beats Team B 8-3, the player scoring the fourth goal for Team A receives credit for the game-winning goal).

Game-Tying Goal: The final goal in a tie game.

Goal: A goal is awarded to the last player on the scoring Club to touch the puck prior to the puck entering the net.

Goals-Against Average: Multiply goals allowed (GA) by 60 and divide by minutes played (MINS).

Goaltender Win / Loss / Tie: A goaltender receives a win, tie or loss if he is on the ice when either the game-winning or game-tying goal is scored.

Penalty-Killing Percentage: Subtract total number of power-play goals allowed from total number of shorthanded situations to get total number of power-plays killed. Divide the total number of power plays killed by the total number of shorthanded situations.

Plus-Minus: A player receives a "plus" if he is on the ice when his Club scores an even-strength or shorthanded goal. He receives a "minus" if he is on the ice for an even-strength or shorthanded goal scored by the opposing Club. The difference in these numbers is considered the player's plus minus statistic.

Power-Play Goal: A goal scored by a Club while it has a manpower advantage due to an opponent's penalty. Following are some examples of what is and is not considered a power-play goal:

- if a Club has an advantage on a minor penalty starting at 2:02 of the period and it scores at 4:02, the goal is not a power-play goal.
- if a Club scores on a delayed penalty, the goal is not a power-play goal.
- if a Club has an advantage due to a five-minute major or match penalty, that Club is always credited with having one more advantage than the number of power-play goals it scores during that advantage, because the penalty does not expire a new advantage begins after such a power play goal. For example, if Team A scores three goals during a major penalty, it is credited with four advantages.
- if a Club is on a power-play for any length of time it considered to have had an advantage.
- if a minor penalty is incurred by a Club on a power-play due to a major penalty, a new advantage is given to that Club when its minor penalty expires, provided the opponent's major penalty is still in effect.

Power-Play Percentage: Total number of power-play goals divided by total number of power-play opportunities.

Save Percentage: Subtract goals allowed (GA) from shots against (SA) to determine saves. Then divide saves by shots against.

Shooting Percentage: Divide the number of goals scored by the number of shots taken.

Shorthanded Goal: A goal scored by a Club while it is at a manpower disadvantage due to a penalty. The same cases apply in a similar but opposite way for shorthanded as for power-play goals.

Shot on Goal: If a player shoots the puck with the intention of scoring and if that shot would have gone in the net had the goaltender not stopped it, the shot is recorded as a "shot on goal".

Shutout (Combined): If two goaltenders combine for a shutout, neither receives credit for the shutout. Instead it is recorded as a Club shutout.

Tenths of a Second: If a penalty or goal occurs in the last minute, the time is rounded off to the previous second (ex: if a penalty is called with 12.4 seconds left in a period, the time is indicated as 19:47 and not 19:48).

Tie-Breaking Formula: In the event that two or more Clubs are tied for total points, the order of standings and draft order is determined as follows:

- the Club with the most victories will be placed higher in the standings.
- if Clubs remain tied, the Club earning the most points from the year's head-to-head competition will be placed higher in the standings. In the event an uneven number of home games against one another were played, the first game that created the disparity is discounted. Where more than two Clubs are tied in victories and points, the Club having the greatest percentage of available points earned among each other will be placed higher in the standings.
- if Clubs remain tied, each Club's "Goals Allowed" are subtracted from its "Goals For" during the entire regular season. The Club with the greater differential will be placed higher in the standings.

MEDICAL GLOSSARY

Abduction: Movement of a joint away from the center of the body.

AC Joint (Acromioclavicular joint): Joint of the shoulder where acromion process of the shoulder blade and the distal end of the collarbone meet; most shoulder separations occur at this point.

Adduction: Movement of a joint toward the center of the body.

Adhesion: Abnormal adherence of collagen fibers to surrounding structures during immobilization following trauma or as a complication of surgery which restricts normal elasticity of the structures involved; or scar tissue which forms after trauma or surgery which can restrict normal motion.

Aerobic: Exercise in which energy needed is supplied by oxygen inspired and is required for sustained periods of vigorous exercise with a continually high pulse rate.

Anabolic Steroids: Steroids that promote tissue growth by creating protein in an attempt to enhance muscle growth. The main anabolic steroid is testosterone (male sex hormones).

Anaerobic: Exercise without the use of oxygen as an energy source; short bursts of vigorous exercise.

Anterior Cruciate Ligament (ACL): A primary stabilizing ligament within the center of the knee joint that prevents hyperextension and excessive rotation of the joint. A complete tear of the ACL necessitating reconstruction could require up to 12 months of rehabilitation.

Anti-Inflammatory: Any agent which prevents inflammation, such as aspirin or ibuprofen.

Arteriogram: A film demonstrating arteries after injection of a dye.

Arthrogram: X-ray technique for joints using air and/or dye injected into the affected area; useful in diagnosing meniscus tears of the knee and rotator cuff tears of the shoulder.

Arthroscope: An instrument used to visualize the interior of a joint cavity.

Arthroscopy: A surgical examination of the internal structures of a joint by means of viewing through an arthroscope. An arthroscopic procedure can be used to remove or repair damaged tissue or as a diagnostic procedure in order to inspect the extent of any damage or confirm a diagnosis.

Atrophy: To shrivel or shrink from disuse; as in muscular atrophy.

Baker's Cyst: Localized swelling of a bursa sac in the back of the knee as a result of fluid that has escaped from the knee capsule. A Baker's cyst indicates that there is a trauma inside the knee joint that leads to excessive fluid production.

Bone Scan: An imaging procedure in which a radioactive-labeled substance is injected into the body to determine the status of a bone injury. If the radioactive substance is taken up by the bone at the injury site, the injury will show as a 'hot spot' on the scan image. The bone scan is particularly useful in the diagnosis of stress fractures.

Bursa: A fluid-filled sac that is located in areas where friction is likely to occur, then minimizes the friction; for example, between a tendon and bone.

Cartilage: Smooth, slippery substance preventing two ends of bones from rubbing together and grating. Most joints use this to cover bones next to each other. A meniscus is made of cartilage.

CAT Scan (Computerized Tomography): Use of a computer to produce a cross sectional view of the anatomical part being investigated from x-ray data.

Chondromalacia: Roughening of the articular cartilage. Best known for the roughening of the underside of the knee cap, which can occur in any knee cap injury.

Clavicle: Collar bone; the bone connecting the breastbone with the shoulder blade.

Coccyx: The 'tail bone,' a group of four vertebrae that are fused together to form a small triangular bone, located at the terminal end of the spine.

Concussion: Jarring injury of the brain resulting in dysfunction. It can be graded as mild, moderate or severe, depending on loss of consciousness, amnesia and loss of equilibrium.

Contusion: An injury to a muscle and tissues caused by a blow from a blunt object.

Corticosteroids: Used to suppress joint inflammation and inflammation in a bursa or near tendons.

Cryotherapy: A treatment with the use of cold.

Cyst: Abnormal sac containing liquid or semi-solid matter.

Degenerative Joint Disease: Changes in the joint surfaces as a result of repetitive trauma and 'wear and tear'.

Deltoid Ligament: Ligament that connects the tibia to bones of the medial aspect of the foot and is primarily responsible for stability of the ankle on the medial side. Is sprained less frequently than other ankle ligaments.

Deltoid Muscle: Muscles at the top of the arm, just below the shoulder, responsible for shoulder motions in the front, side and back.

Disc Intervertebral: A flat, rounded plate between each vertebrae of the spine. The disc consists of a thick fiber ring which surrounds a soft gel-like interior. It functions as a cushion and shock absorber for the spinal column.

Dislocation: Complete displacement of joint surfaces.

Electromyogram (EMG): Test to determine nerve function.



Epicondylitis: Inflammation in the elbow due to overuse. Common in tennis players (outer part of elbow) and golfers (inner part of elbow).

Etiology: Study of the cause of injury and disease.

Extension: Action of straightening of a joint as achieved by an extensor muscle.

Fascia: A connective tissue sheath consisting of fibrous tissue and fat which unites the skin to the underlying tissue.

Fat Percentage: The amount of body weight that is adipose, fat tissue. Fat percentage can be calculated by underwater weighing, measuring select skinfold thickness or by analyzing electrical impedance.

Femur: Thigh bone; longest bone in the body.

Fibula: Smaller of the two bones in the lower leg; runs from the knee to the ankle along the outside of the lower leg.

Flexibility: The ability of muscle to relax and yield to stretch forces.

Fracture: Breach in continuity of a bone. Types of fractures include simple, compound, comminuted, greenstick, incomplete, impacted, longitudinal, oblique, stress or transverse.

Glenohumeral: The shoulder girdle; consists of the glenoid capsule, head of the humerus and labrum.

Glenoid: Cavity of the scapula into which the head of the humerus fits to form the shoulder girdle.

Glenoid Labrum: A rim of fibrocartilaginous tissue attached around the margin of the glenoid fossa.

Grade One Injury: A mild injury in which ligament, tendon or other musculoskeletal tissue may have been stretched, but not torn or otherwise disrupted.

Grade Two Injury: A moderate injury in which musculoskeletal tissue has been partially, but not totally torn, causing appreciable limitation in function of the injured tissue.

Grade Three Injury: A severe injury in which tissue loss has been significant, and in many cases, totally torn or otherwise disrupted, causing a virtual loss of function.

Groin: Junction of the thigh and abdomen, location of muscles that rotate, flex and adduct the hip.

Hammer Toe: Condition when the first digit of a toe is at a different angle than the remaining digits of the same toe.

Hamstring: Category of muscle that runs from the buttocks to the knee along the back of the thigh. It functions to flex the knee and is often times injured as a result of improper conditioning or lack of muscle flexibility.

Hemarthrosis: Accumulation of blood within a joint as a result of an acute injury.

Hematoma: Mass produced by an accumulation of coagulated blood in a cavity or in soft tissues.

Hip Pointer: Contusion to the iliac crest.

Hydrotherapy: Treatment using water.

Hyperextension: Extreme extension of a limb or body part.

Iliotibial Band: A thick, wide fascial layer that runs from the iliac crest to the knee joint on the outside of the thigh.

Inflammation: The body's natural response to injury in which the injury site might display various degrees of pain, swelling, heat, redness and/or loss of function.

Isometric Contraction: Muscular contraction in which tension is developed but no mechanical work is done.

Labrum (Labrum Glenoidale): The cartilage of the glenoid cavity in the shoulder. A lip-edged or lip-like structure.

Lateral Collateral Ligament (LCL): Ligament of the knee along the outer aspect that connects the femur to the fibula. It provides lateral stability to the joint.

Ligament: Band of fibrous tissue that connects bone to bone or bone to cartilage and supports and strengthens joints.

Magnetic Resonance Imaging (MRI): Imaging procedure in which a radio frequency pulse causes certain electrical elements of the injured tissue to react to this pulse and through this process a computer display and permanent film establish a visual image. MRI does not require radiation and is very useful in the diagnosis of soft tissue, disc and meniscus injuries.

Medial Collateral Ligament (MCL): Ligament of knee along the inner aspect that connects the femur to the tibia.

Meniscus: Crescent shaped cartilage, usually pertaining to the knee joint; also known as cartilage. There are two menisci in the knee, medial and lateral. These work to absorb weight within the knee and provide stability.

Metacarpals: Five long bones of the hand, joining the fingers to the wrist.

Metatarsals: Five long bones of the foot, running from the ankle to the toes.

Myositis: Inflammation of a muscle.

Orthotic: Any device applied to or around the body of physical impairment of disability commonly used to control foot mechanics.

Osteochondritis Dissecans: A piece of bone and/or cartilage loosened from its attachment after trauma and a cause of a lesion.

Osteomyelitis: An inflammatory disease of bone caused usually by infection with streptococcus or staphylococcus.

Patella: The kneecap. The patella functions to protect the distal end of the femur as well as increase the mechanical advantage and force generating capacities of the quadriceps muscle group.

Plantar Fasciitis: Inflammation of the plantar (a thick tissue on the bottom of the foot which helps create the arch) fascia; associated with overuse or acute foot injury.

Posterior Cruciate Ligament (PCL): A primary stabilizing ligament of the knee that provides significant stability and prevents displacement of the tibia backward within the knee joint. A complete tear of this ligament necessitating reconstruction could require up to 12 months of rehabilitation.

Quadricep Muscles: A group of four muscles of the front thigh that run from the hip and form a common tendon at the patella; they are responsible for knee extension.

Radius: Bone in the forearm from elbow to the thumb side of the wrist.

Reconstruction: Surgical rebuilding of a joint using natural, artificial or transplanted materials.

Rotator Cuff: Comprised of four muscles in the shoulder area that can be irritated by overuse. The muscles are the supraspinatus (most commonly injured), infraspinatus, teres minor and subscapularis.

Sacroiliac: Junction of the sacrum, the lower back bone, with the pelvis.

Sacrum: Group of five fused vertebrae located just below the lumbar vertebrae of the lower back, which form part of the pelvis.

Scapula: Shoulder blade.

Sciatica: Irritation of the sciatic nerve resulting in pain or tingling running down the inside of the leg.

Sciatic Nerve: Major nerve that carries impulses for muscular action and sensations between the low back and thigh and lower leg; it is the longest nerve in the body.

Shin Splint: A catch-all syndrome describing pain in the shin that is not a fracture or tumor and cannot be defined otherwise.

Spleen: Large, solid organ responsible for the normal production and destruction of blood cells located under the left rib cage.

Spondylosis: Abnormal vertebral fixation or immobility.

Sprain: Injury resulting from the stretch or twist of the joint and causes various degrees of stretch or tear of a ligament or other soft tissue at the joint.

Strain: Injury resulting from a pull or torsion to the muscle or tendon that causes various degrees of stretch or tear to the muscle or tendon tissue.

Stress Fracture: A hair-line type of break in a bone caused by overuse.

Subluxation: Partial dislocation of a joint. The term usually implies that the joint can return to a normal position without formal reduction.

Synovial Fluid: Lubricating fluid for joints and tendons, produced in synovium, or the inner lining of a joint.

Synovitis: Inflammation of the synovial lining of a joint.

Talus: The ankle bone that articulates with the tibia and fibula to form the ankle joint.

Tarsals: Group of seven bones of the foot consisting of the calcaneus, talus, cuboid and three cuneiform bones.

Tendinitis: Inflammation of the tendon and/or tendon sheath, caused by chronic overuse or sudden injury.

Tendon: Tissue that connects muscle to bone.

Tenosynovitis: Swelling or inflammation of a tendon sheath caused by calcium deposits, repeated strain or trauma.

Tibia: Shin bone; larger of the two bones of the lower leg and is the weight-bearing bone of the shin.

Transcutaneous Electrical Nerve Stimulator (TENS): An electrical modality that sends a mild current through pads at the injury site which stimulates the brain to release the natural analgesic endorphin.

Transverse Process: Small lateral projection off the right and left side of each vertebrae that functions as an attachment site for muscles and ligaments of the spine.

Triceps: Muscle of the back of the upper arm, primarily responsible for extending the elbow.

Ulna: Inner bone of the forearm that runs from the tip of the elbow to the little finger side of the wrist.

Ulna Nerve: Nerve in the elbow commonly irritated from excessive throwing.

Ultrasound: An electrical modality that transmits a sound wave through an applicator into the skin to the soft tissue in order to heat the local area for relaxing the injured tissue and/or disperse edema.

“Wind Knocked Out”: Syndrome describing a contraction of the abdominal nerve trunk, the solar plexus, as a result of an abdominal contusion.



HISTORY OF THE BUFFALO SABRES (1970-1998)

The NHL officially came to Buffalo on December 2, 1969, when the league awarded Seymour H. Knox III and Northrup Knox the franchise that would soon be named "Sabres." The brothers wasted little time in hiring George "Punch" Imlach, formerly of the Toronto Maple Leafs, as the team's first Head Coach and General Manager. In June 1970, the Sabres were awarded the first pick in the NHL Entry Draft, and Imlach selected highly-touted center Gilbert Perreault from the Montreal Jr. Canadiens. Perreault lived up to the advance billing, scoring 38 goals his rookie season en route to winning the Calder Trophy as the NHL's Rookie of the Year.

Another Junior Canadian, left winger Rick Martin, joined Perreault on the team's front line as the Sabres' top pick in 1971. That dominating twosome turned trio when Rene Robert was acquired from the Pittsburgh Penguins near the end of the 1971-72 season. The line of Martin-Perreault-Robert would be dubbed "The French Connection" and would go on to become one of the most dominating scoring lines of the 1970's.

By 1974-75, the young team was maturing and finished the season with a 49-16-15 record, still the best-ever numbers in franchise history. Buffalo defeated Chicago in the first round of the playoffs followed by a second round victory over Montreal to earn its first-ever berth in the Stanley Cup Finals vs. Philadelphia. The Flyers went on to defeat the Sabres in six games, but it did not blemish the accomplishment of a team who had only been in the league for five years.



On January 16, 1970, a press conference was held to announce that George "Punch" Imlach would serve as the team's first head coach (pictured left to right: Seymour H. Knox III, David Forman - standing, "Punch" Imlach - seated, and Northrup R. Knox).

The Sabres had an opportunity to hire one of the game's all-time coaching greats, Scotty Bowman, and did so in 1979. In his first season as Head Coach, Bowman led the Sabres to the Wales Conference Finals before they lost 4-2 to the eventual champion New York Islanders. Bowman still holds the Sabres coaching record for most games (404) and finished with an impressive 210-134-60 mark.

Bowman spent the next few seasons revamping the Sabres' lineup, adding players such as Mike Ramsey (now the team's assistant coach), Phil Housley, Mike Foligno, Dave Andreychuk and Tom Barrasso. Those players formed the core of some successful teams, and helped continue the tradition of winning hockey.

Through the good times and the bad, there was always Perreault. Robert and Martin had both been traded by the early 1980's, but the original Sabre remained and continued to flourish. On March 9, 1986, Perreault and an Aud full of fans celebrated together as the franchise's favorite son scored his 500th career goal, making him the 12th player in history (at the time) to reach that milestone. Four years later, in 1990, Perreault was immortalized with induction into Hockey's Hall of Fame. This would be an omen of better things to come.

Five-time Stanley Cup Champion John Muckler was chosen in 1991 to be the team's Director of Hockey Operations, and soon assumed the title of head coach. He was instrumental in acquiring Pat LaFontaine from the Islanders in October 1991. LaFontaine teamed with Russian Alexander Mogilny to form a dynamic duo that combined to score 129 goals in 1992-93, including a franchise-record 76 goals from Mogilny. Buffalo capped that season by sweeping the Bruins in the first round of the playoffs to post their first playoff series win in ten years.

That playoff excitement was just a precursor to Game Six of the 1994 Eastern Conference Quarterfinals vs. the New Jersey Devils. Buffalo won that game 1-0 in four overtimes on a goal by Dave Hannan. Dominik Hasek posted an incredible 70 saves in the victory, playing the entire 125:43 without allowing a goal. Following that season, Hasek would win the first of two consecutive Vezina Trophies as the NHL's top goaltender, setting the stage for the 1996-97 season.

Before it even started, the 1996-97 season was already one of the most memorable in team history. On a sad note, this season would represent the first without founder Seymour H. Knox III, who passed away in the spring of 1996. It would also represent the first time in the team's history that they would have new uniforms (red and black replaced blue and gold) as well as a new state-of-the-art arena (Marine Midland Arena replaced Memorial Auditorium).

The Sabres shocked many of the so-called experts by winning the Northeast Division. The accomplishment represented the team's first-such title since winning the Adams Division in 1981. Buffalo's performance seemed a fitting tribute to the memory of Seymour Knox.

The end of the season also brought many notable achievements off the ice. The Sabres were the stars of the NHL's postseason awards banquet. Dominik Hasek won the Hart Trophy as league MVP, the first time a goalie had achieved such a feat since 1962. For good measure, Hasek also took home his third Vezina in four years and the Lester B. Pearson Award (NHL's outstanding player as voted by NHLPA). Michael Peca, a 23-year old center in just his second full season, joined Craig Ramsay as the only Sabres to win the Selke Trophy, symbolic of the league's best defensive forward. Ted Nolan won the Jack Adams Award as the Coach of the Year.



In 1997-98, Buffalo shook off a slow start to advanced all the way to the Eastern Conference Finals vs. Washington behind the guidance of first-year Head Coach (and former Sabres captain) Lindy Ruff. The Sabres eventually fell to the Capitals in six games, but their performance marked the team's best playoff finish since 1980. Hasek once again shown brightly, taking home his fourth Vezina Trophy and becoming the first goaltender to ever win two Hart Trophies. Earlier in the year, Hasek had also been instrumental in leading the underdog Czech Republic to an Olympic gold medal.

The year ended on a sad note, though, when team co-founder Northrup Knox passed away in July of 1998. The Knox brothers persistence in acquiring a franchise and their determination to keep it in Buffalo will forever resonate with hockey fans in Western New York. Shortly before his death, Northrup helped orchestrated the sale of the team to John, Timothy, Michael and James Rigas of Adelphia Cable Communications. Like the Knoxes before them, the Rigas family is sure to continue the franchise's winning tradition as the team heads into its 29th year of play in the National Hockey League.

HISTORY OF THE BUFFALO SABRES UNIFORM (1970-1998)

Equipped with one of the National Hockey League's two new teams, the Knox Brothers sought a name for the club that would accompany the Vancouver Canucks into the 1970-71 season. A contest brought about the name "Sabres," which just needed a logo to become the trademark of hockey on the Niagara Frontier. The Sabres crest would remain identical over the first 26 years. The first major change to the team's look came in 1996-97, which accompanied a new home for the Buffalo Sabres (the team moved from Memorial Auditorium into their new address of Marine Midland Arena).

The crest in which would adorn the blue, white and gold jerseys of Buffalo Sabres players from October, 1970 until April, 1996, reflected the team's name. Along with the Buffalo appeared two crossed sabres "renowned as a clean, sharp, decisive and penetrating weapon on offense, as well as a strong parrying weapon on defense," according to team Public Relations Director Chuck Burr's 1970 press release.

A few minor changes were seen in the Buffalo sweaters over the first 26 years, mostly simple accessory changes. After adding players' last names to the back of the sweaters a few years earlier, 1978-79 marked the first season the team's jerseys did not have drawstrings at the neckline and the debut of the team's crest on the shoulders. While the next season was Buffalo's 10th anniversary campaign, it was a patch in honor of that winter's Olympic games in Lake Placid, New York, that was the notable change on the uniforms. The 1980 Winter Olympics is where the now legendary "Miracle on Ice" would take place, and where the Sabres held their 1980 training camp. It was probably fitting then that ten years later a Buffalo Sabres 20th anniversary logo patch was embroidered on the front right shoulder of the players' uniforms for 1989-90. Two years later, the Sabres joined the other NHL teams in wearing a commemorative patch for the league's 75th anniversary, and fans even had the opportunity to see

it on both the home and road jerseys as Buffalo joined 15 other teams in the season-long celebration. For the second half of that season, the Sabres wore their road jerseys at home and donned the home jerseys for away games, to complement the "original six" teams who wore "throwback jerseys." A Stanley Cup centennial patch appeared on the 1992-93 uniforms. Buffalo would again recognize a significant anniversary with a special 25th anniversary logo, which was designed for the team's 1994-95 campaign. Players wore the fifth patch in seven years on the team's sweaters in 1995-96 (bearing jersey number one), remembering former NHL goalie Roger Crozier, who played six of his 14 NHL seasons in Buffalo.

The 1996-97 season began a new era in Buffalo Sabres hockey with a new home, new colors and a new logo. The Sabres' new colors would be black, white, red, gray and silver, featuring a white buffalo head as the new team logo. A secondary logo of a "B" with the familiar sabre piercing through it would also be featured on the shoulder of the new jersey's. In their first season in the new uniforms, the team honored the memory of co-founder Seymour H. Knox III with a circular patch bearing the initials SHK III.

Note: Jager Di Paola Kemp (JDK) Design - a Burlington, Vermont firm founded in 1987 - is the company responsible for the creation of the new Sabres logo and uniform design.

MEMORIAL AUDITORIUM "THE AUD"

THANKS FOR THE MEMORIES
Home of the Sabres 1970-71 to 1995-96

Location: 140 Main St., Buffalo, NY 14202

Seating Capacity: 15,941

Capacity Including Standing Room Areas and Executive Boxes: 16,230

Building Authorization Date: October 30, 1938 (President Franklin Roosevelt signed his approval of the project on that date)

Groundbreaking: December 19, 1938

Dedication Ceremonies: October 14, 1940

First Event: Rally for Republican Presidential Candidate Wendell Wilkie on October 15, 1940

First National Hockey League Game: October 15, 1970
(Buffalo Sabres vs. Montreal Canadiens)

Roof Raised for Balcony: May 27, 1971

NHL Special Events Site: NHL All-Star Game, January 24, 1978;
Annual Congress and Entry Draft, June 22, 1991

Modern Renovations: Summer 1990 (installation of air-conditioning, elevator, additional handicapped accessible seating, roof repairs)

Dimensions of Rink: 193 feet by 84 feet

Last National Hockey League Game: April 14, 1996
(Buffalo Sabres vs. Hartford Whalers)

Last Goal Scored in Aud: Mike Peca, Buffalo Sabres
(11:39 of third period vs. Hartford's Sean Burke, April 14, 1996)



MARINE MIDLAND ARENA

Address: One Seymour H. Knox III Plaza, Buffalo, NY 14203

Location: At the foot of Main St. and South Park Ave. on the Buffalo waterfront

Ceremonial Groundbreaking: November 4, 1994

Gala Grand Opening Event: September 27, 1996: An evening of entertainment featuring appearances by: Doc Severinsen and the Buffalo Philharmonic Orchestra, figure skater Brian Boitano, aerialists, singer Ani DiFranco, and members of the Sabres, Bandits, and Blizzard.

First Hockey Game: September 21, 1996: preseason game vs. Toronto Maple Leafs (3-1 Buffalo win; first goal by the Sabres' Brian Holzinger at 5:24 of the first period on Toronto goalie Don Beaupre).

First Regular Season Hockey Game: October 12, 1996 vs. Detroit Red Wings (6-1 win by Detroit; first regular season goal in MMA by the Wings' Vyacheslav Kozlov at 15:41 of the first period on Buffalo's Dominik Hasek; first Buffalo regular season goal in MMA by Michael Peca at 5:24 of third period on Detroit goaltender Mike Vernon).

Seating Capacity: 18,595 for hockey, lacrosse, and soccer
19,100 for basketball
21,500 for concerts
(building size - 700,000 square feet)

Cost: \$127.5 million (\$72 million from private sources and \$55 million from the combined resources of New York State, Erie County, and the City of Buffalo)

Project Architects:

- Ellerbe Becket
- Bergmann
- Espacio/Hamilton Houston Lownie
- Flynn Battaglia Architects
- Buffalo Office Interiors/Hovey-Nardini Architects
- Gordon Architects/Planners

Features:

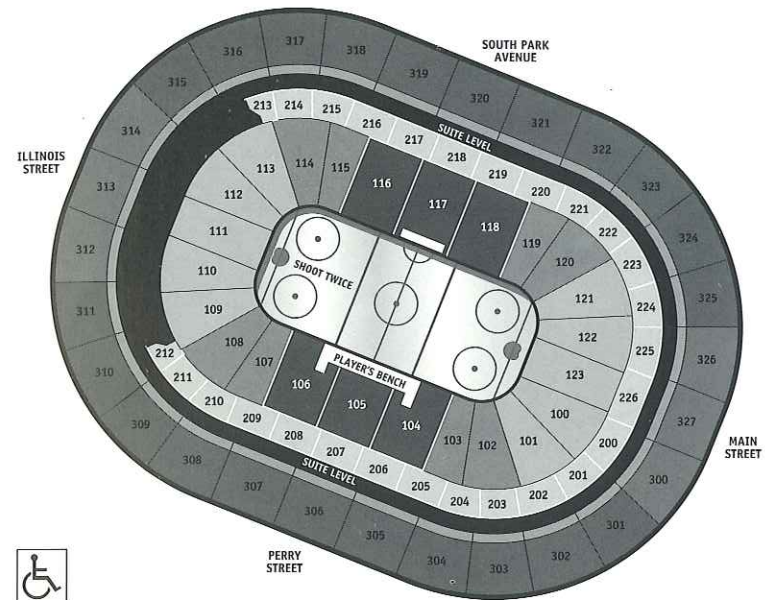
- 1,100 space attached parking garage.
- Four seating levels, including club level seats located one level below the suites. These seats have direct access to weather-protected parking garage, concierge and in-scat food & beverage service.
- 80 mid-level suites, featuring all the club seat amenities plus private restrooms. Suites seat 12 but can hold up to 18.
- The Harbour Club possesses extensive banquet facilities (including seating for 800) while offering views of both the arena floor and the Buffalo waterfront. The Club is located on both the 100 and 200 levels, with formal and casual dining at the two locations respectively.
- Eight-sided scoreboard with Jumbotron video and instant replay capabilities on four sides, and message/graphic capabilities on four sides.
- Food courts
- Sabres team store - at 5,000 square feet, it is one of the largest in-arena merchandise stores in the NHL.
- Pepsi Headlines sports bar - includes displays and other features telling the history of amateur and professional sports in Buffalo.
- Pavilion - The 330' long by 65' high glass-enclosed structure serves as the major entrance/exit for the arena.

In addition to the Sabres, the Buffalo Bandits (National Lacrosse League), Buffalo Blizzard (National Professional Soccer League), and the Buffalo Gamblers (Ontario Lacrosse Association) play their home games at Marine Midland Arena. The arena also hosts a college basketball series, that includes four WNY Division I teams in Canisius College, Niagara University, University at Buffalo, and St. Bonaventure University.

Marine Midland Arena was the host site for the 1998 National Hockey League Entry Draft (on June 27) and the 1997 MAAC Tournament. The NHL had also brought a marquee event, the Lester Patrick Awards dinner, to MMA on April 3, 1997, marking just the second time in history that the event had been held outside of New York City. Future events coming to the MMA include the 1999 and 2001 MAAC Tournaments, the 2000 NCAA Division I Men's Basketball Championship first and second rounds, and the 2003 NCAA Division I Men's Ice Hockey Final Four.

Over the first two years of operation alone, Marine Midland Arena has drawn almost 3 million people to games and events (over 1,500,000 for Sabres regular and post-season games, over 150,000 for Bandits regular and post-season games, over 230,000 for Blizzard regular and post-season games, over 20,000 for Gamblers and Wings games, and almost 1,000,000 for other arena events).

MARINE MIDLAND ARENA SEATING



Seating available for wheelchair users

PRICE LEVEL	SECTION/ROWS	WINDOW PRICE PER TICKET
200 Club	200 to 226	\$70
100 LEVEL PREFERRED	104 to 106, 116 to 118 Rows 1 to 22	\$63
100-II	102, 103, 107, 108, 114, 115, 119, 120 Rows 1 to 22	\$52
100-III	100, 101, 121 to 123 Rows 1 to 22 109 to 113 Rows 1 to 31	\$44
300-I	300 to 327 Rows 1, 2	\$31
300-II	301 to 311, 315 to 325 Rows 3 to 14	\$26
300-III	300, 312 to 314, 326, 327 Rows 3 to 14	\$19

For the second consecutive year, all Monday, Tuesday, Wednesday and Thursday games will begin at 7:05 p.m., unless otherwise noted. Friday and Saturday games will remain as 7:35 p.m. starts. There are three Sunday afternoon games on the schedule, and one 6:35 p.m. Sunday start.

A wide range of season ticket packages are available. Fans interested in more information may phone (716) 855-4444 or visit the Marine Midland Arena box office Monday-Friday from 9:00 a.m.-5:00 p.m.



