



# Buffalo Sabres 1992-1993

**SEPTEMBER '92**

SUN	MON	TUE	WED	THU	FRI	SAT
		1	2	3	4	5
6	7	8	9	10	11	12
13	14	15	16	17	18 WASH. @ Norfolk	19 NYI
20 WASH. @ Hart	21	22	23 VANC. @ Hamilton	24	25 CHI	26 NYI
27	28	29	30			

**JANUARY '93**

SUN	MON	TUE	WED	THU	FRI	SAT
						1 OTT
3	4	5	6 HAR	7	8 NYI	9
10 STL	11	12	13	14	15 VAN	16
17 CGY	18 EDM	19 CGY	20	21	22 QUE	23
24 EDM	25	26 PHI	27 WSH	28	29 NYR	30

**OCTOBER '92**

				7	8	9
						2 TOR. @ Hamilton
4	5	6	7	8	9	10
11	12	13	14	15	16	17 HAR
18 MTL	19 PIT	20	21	22 TB	23 WSH	24
25	26	27	28 TOR	29	30 OTT	31 OTT

**FEBRUARY '93**

7	8	9	10 HAR	11	12	13
14 OTT	15	16	17 WPG	18	19 VAN	20
21 PIT	22	23	24 HAR	25	26 NJ	27
28			29 DET	30	31 MTL	MLA

**NOVEMBER '92**

1	2 NYR	3	4	5 SJ	6	7 LA
8	9	10	11 BOS	12 HAR	13 NYI	14
15	16	17 PIT	18 NYR @ Hamilton	19	20 MIN	21
22 PHI	23	24 QUE	25	26	27	28
29 OTT	30 MTL					

**MARCH '93**

1 TOR. @ Hamilton	2	3	4 NYR	5	6 HAR	7
8	9	10	11	12	13	14
15 WPG	16	17 QUE	18	19	20 HAR	21
22 LA	23 STL	24	25 BOS	26	27 TB	28
29 MTL	30	31 BOS				

**DECEMBER '92**


6	7	8	9	10	11 NYI	12
13 NJ	14 QUE	15	16 BOS	17 HAR	18 HAR	19
20 BOS	21	22	23	24	25 MTL	26
27 TOR	28	29 WSH	30	31 NYR		

\*Denotes afternoon game  
 HOME GAMES    AWAY GAMES  
 All games on **WGR 55**

fox 99 Cable TICKETMASTER

Home starting times: Weeknights and Saturdays 7:35 p.m., Sundays 7:05 p.m. (except Oct. 11 - 7:35 p.m.), Matinees 2:05 p.m. (except Jan. 31 - 1:05 p.m.). To order tickets by phone call Ticketmaster at 852-5000 or 1-800-755-5589 in Canada. In Rochester call 232-1900. To purchase tickets in person go to the Sabres Aud box office, any Movios Plus location, Record Theatre or other designated outlets. For general information call the Sabres office 9:00 a.m. - 5:00 p.m. Monday through Friday at 856-7300 or 1-800-333-PUCK outside Buffalo or in Canada.

# Buffalo Sabres '92-'93



# COURIER CAPITAL CORPORATION

## INVESTMENT COUNSEL

- Courier Capital has been doing business the Buffalo way for over 25 years, with common sense and hard work.
- Buffalo's largest independent registered investment advisor.
- Portfolio management services for individuals, corporations, endowments, and pension and profit sharing plans.
- An investment approach that emphasizes risk reduction and preservation of capital.
- With over \$350,000,000 under management and fewer than 300 clients, we offer performance and service.

Francis G. Leonard

Jery K. Chambers

Edgar Muth

Randy M. Ordines

976 Delaware Avenue, Buffalo NY 14209 (716)883-9595

Buffalo • Boston • Cleveland • Jamestown

*B u f f a l o*

# SABRES

*Table of Contents*

<b>SECTION</b>	<b>PAGES</b>
<i>The Front Office.....</i>	<i>7</i>
<i>The Players.....</i>	<i>21</i>
<i>The Season Past.....</i>	<i>69</i>
<i>Statistics and Records .....</i>	<i>113</i>
<i>The Playoffs.....</i>	<i>149</i>
<i>Rochester Americans .....</i>	<i>165</i>

*Editors: Steve Rossi and Bruce Wawrzyniak  
Photography: Bill Wippert, Harry Scull, Jr.*

### **TICKETS**

*The Buffalo Sabres' Ticket Office at Memorial Auditorium is located off the Terrace St. lobby, and sells home game tickets 10 games in advance.*

*General public window sales take place Monday through Friday from 9 a.m. to 5 p.m., Saturdays from 9 a.m. to 2 p.m., and on gamedays from 9 a.m. through the end of the second intermission. Mail orders also are accepted. Gift certificates and handicapped seating are available from the Sabres' ticket office.*

*Fans also may purchase tickets in person at any Ticketmaster outlet, including Movies Plus video stores and Record Theatre locations.*

*Outlet sales are on a cash only basis.*

*Customers who wish to use the phone and charge their ticket order through a major credit card can call Ticketmaster at (716) 852-5000.*

*Those in Rochester can call (716) 232-1900, while fans in Canada would use (800) 755-5589. Phone orders are taken Monday through Friday from 9 a.m. to 10 p.m., and on Saturdays and Sundays from 9 a.m. to 8 p.m. The Sabres' ticket office no longer accepts phone orders.*

*No refunds or exchanges are given on any Sabres tickets.*

# INDEX

# 1992-93 CLUB DIRECTORY

1-0 Games.....	137
American Hockey League Review.....	171
Attendance Data, Amerks.....	176
Attendance Data, Sabres.....	109,141
Awards.....	109-112
Assistant Coaches, All-time.....	13
Captains.....	53
Career Leaders, Americans.....	176
Career Leaders, Playoffs.....	156-157
Career Leaders, Regular Season.....	122-123
Coaching Records.....	11
Club Directory, Buffalo.....	3
Club Directory, Rochester.....	166
Current Streaks.....	104
Dates, Key NHL, for '92-'93.....	106
Draft Choices, All-time.....	62-66
Draft Choices, Statistics of.....	59-60
Empty Net Goals.....	79
Entry Draft Selections, 1992.....	61
Firsts.....	138
Firsts, Playoff.....	157
Front Office Staff.....	18-19
Game Records, Scoring by Opponents.....	127
Game Records, Team.....	126-127
Goaltending, All-time.....	118
Goaltending, Playoff.....	155
Goaltending Wins Against, All-time.....	138
Hall of Fame, Sabres.....	49
Hat Tricks, Sabres & Opponents.....	130-134
Hockey Department.....	17
Home and Road Records, All-time.....	140
Home and Road Scoring, 1991-92.....	77
Hotline.....	107
Individual Records, Game.....	125-126
Individual Records, Season and Career.....	124
Knox, Ill, Seymour H.....	8
Last Streak.....	108
Last Time/Leads & Deficits.....	107
Last 10 Games vs. Each Team.....	104
Last Win Against Each Team.....	102-103
Lasts.....	107
Leads and Deficits.....	106
Lever, Don.....	12
Luce, Don.....	15
Man-games Lost to Injury.....	11
Martin, Terry.....	168
Media Information.....	148
Meehan, Gerry.....	9
Memorial Auditorium Facts.....	4
Muckler, John.....	10
NHL Directory.....	146

NHL Leaders and Award Winners, 1991-92.....	75
NHL Notes of Interest.....	147
NHL Standings, 1991-92.....	75
One-Season Leaders.....	118-121
Overtime Goals.....	128-129
Overtime History, Playoffs.....	162
Overtime Record vs. Teams, Career.....	104
Penalty Shots, Buffalo and Opponents.....	129-130
Player Biographies.....	24-58
Playoff Results, All-time.....	150-152
Preseason, All-Time Results.....	71
Preseason, 1991 Results.....	70
Preseason, 1992 Schedule.....	71
Preseason, 1991 Scoring.....	70
Pronunciation Guide.....	148
Radio-Television Information.....	179
Ramsay, Craig.....	14
Records, All-time by Team.....	80
Records, Americans'.....	173-174
Records, Individual Playoff.....	158-159
Records, Team Playoff.....	160-161
Records by Year, Americans'.....	175
Records by Year, Sabres.....	139
Regular Season Records, Team, 1991-92.....	105
Regular Season Scoring, 1991-92.....	76
Schedule, Americans'.....	177
Scores, 1991-92.....	73-74
Scoring, All-time Playoff.....	154-155
Scoring, All-time Regular Season.....	114-118
Scoring, Amerks' Regular Season.....	170
Scoring, Amerks' Playoff.....	172
Scoring by Halves of Season, 1991-92.....	78
Scoring Leaders of Opponents, All-time.....	125
Scoring Leaders of Opponents, Playoffs.....	176
Season Openers.....	139
Season Records, Team & Individual.....	127-128
Shutouts, Sabres' and Opponents.....	134-136
Special Teams Statistics, All-time.....	140
Stanley Cup Brackets.....	163
Team-vs.-Team Statistics, 1991-92.....	81-101
Team-vs.-Team Statistics, Playoffs.....	153
Tortorella, John.....	13
Training Camp Roster.....	22-23
Transactions, 1991-92.....	72
Transactions, All-time.....	142-144
Uniform Numbers.....	144-145
Van Boxmeer, John.....	167
Wins and Losses, Biggest.....	125
Won-Loss Records, Goals.....	137
Yearly Leaders.....	121-122

**Chairman of the Board and President**  
Seymour H. Knox, III

**Vice-Chairman of the Board and Counsel**  
Robert O. Swados

**Vice-Chairman of the Board**  
Robert E. Rich, Jr.

**Treasurer**  
Joseph T.J. Stewart

**Board of Directors - Niagara Frontier Hockey L.P.**  
(includes above listed officers)  
Edwin C. Andrews, Peter C. Andrews, George L. Collins, Jr. M.D., John B. Fisher, John Houghton, Richard Rupp, Howard T. Saperston, Jr., Paul A. Schoellkopf, George Strawbridge, Jr.

**Consultant**  
Northrup R. Knox

**Assistant to the President**  
Seymour H. Knox, IV

**Senior Vice-President/ Administration**  
Mitchell Owen

**Senior Vice-President/ Finance**  
Robert W. Pickel

**Vice-President/ Marketing**  
George Bergantz

**Vice-President/ General Manager**  
Gerry Meehan

**Director of Hockey Operations/Head Coach**  
John Muckler

**Assistant to the General Manager**  
Craig Ramsay

**Director of Player Personnel**  
Don Luce

**Assistant Coach**  
Don Lever

**Assistant Coach**  
John Tortorella

**Goaltender Consultant**  
Mitch Korn

**Director of Scouting**  
Rudy Migay

**Administrative Assistant to General Manager**  
Debbie Bonner

**Scouting Staff**  
Don Barrie, Jack Bowman, Larry Carriere, Boris Janicek, Dennis Molvor, Paul Merritt, Mike Racicot, Frank Zywiec

**Information Manager - Hockey Dept.**  
Ken Bass

**Head Athletic Trainer**  
Jim Pizzuteili

**Trainer**  
Rip Simonick

**Equipment Supervisor**  
John Allaway

**Administrative Assistant to Finance**  
Elaine Burzynski

**Administrative Assistant to President**  
Carol McHugh

**Administrative Assistant to Administration**  
Verna B. Wojcik

**Controller**  
Dan DiPofi

**Director of Amateur Hockey Development**  
John Mickler

**Director of Communications**  
Paul Wieland

**Director of Promotions**  
Stan Makowski, Jr.

**Director of Public Relations**  
Steve Rossi

**Public Relations Assistant**  
Bruce Wawrzyniak

**Community Relations Assistant**  
Mary Beth Romano

**Director of Event Sales**  
Jeffrey Pickel

**Director of Sales**  
John Livsey

**Director of Corporate Relations**  
Larry Playfair

**Advertising Sales Manager**  
Bob Russell

**Television Sales Manager**  
Jim DiMino

**Marketing Associates**  
Jeff Hall, Tom Pokel

**Ticket Manager**  
John Sinclair

**Promotion Manager**  
Matt Rabinowitz

**Manager - Sabreland**  
Cliff Smith

**TV Play-by-play Announcer**  
John Gurtler

**Club Doctor**  
John Butsch, M.D.

**Orthopedic Consultant**  
Peter James, M.D.

**Club Dentist**  
Donald DeRose, D.D.S.

**Club Staff**  
Olive Anticola, Evelyn Battleson, Barbara Blendowski, Robert Dahar, Cyndi Dyll, Carm Glebe, Jennifer Glowny, Birgid Haensel, Chris Ivansitz, Mary Jones, Mike Kaminska, Melissa Kreuzer, Sally Lippert, Gerry Magill, Anne Robillard, Cheryl Schoenthaler, Ann Seaman, Sue Smith

**Executive Offices**  
Memorial Auditorium

**Telephone/Executive Offices**  
(716) 856-7300  
(Outside Buffalo area)  
(800) 333-PUCK

**Home Ice**  
Memorial Auditorium

**Club Colors**  
Blue, White and Gold

**Uniforms**  
Home: White base with blue and gold trim  
Road: Blue base with white and gold trim

**Photographer**  
Bill Wippert

**Public Address Announcer (Ice-Level)**  
Milt Ellis

**Music**  
Dave Perry

# Memorial AUDITORIUM



**Address:**  
140 Main St., Buffalo, NY 14202

**Seating Capacity:**  
16,048

**Capacity Including Standing Room Areas and Executive Boxes:**  
16,325

**Building Authorization Date:**  
October 30, 1938  
(President Franklin Roosevelt signed his approval of the project on that date)

**Groundbreaking:**  
December 19, 1938

**Dedication Ceremonies:**  
October 14, 1940

**First Event:**  
Rally for Republican Presidential Candidate Wendell Wilkie on October 15, 1940

**First National Hockey League Game:**  
October 15, 1970 (Buffalo Sabres vs. Montreal Canadiens)

**Roof Raised for Balcony:**  
May 27, 1971

**NHL Special Events Site:**  
NHL All-Star Game, January 24, 1978;  
Annual Congress and Entry Draft, June 22, 1991

**Modern Renovations:**  
Summer 1990 (installation of air-conditioning, elevator, additional handicapped accessible seating, roof repairs)

**Dimensions of Rink:**  
193 feet by 84 feet

**Location of Press Box:**  
Suspended from ceiling on West Side

**Empire**  
SPORTS NETWORK



## 30 GAME HOME ICE ADVANTAGE

DAY	DATE	OPPONENT	TIME
Thursday	October 8	Quebec	7:30
Friday	October 16	Tampa Bay	7:30
Wednesday	October 21	Chicago	7:30
Friday	October 23	San Jose	7:30
Wednesday	November 11	Boston	7:30
Wednesday	November 25	Quebec	7:30
Friday	December 4	N.Y. Islanders	7:30
Sunday	December 6	New Jersey	7:00
Wednesday	December 9	Boston	7:30
Friday	December 11	Hartford	7:30
Sunday	December 20	Toronto	7:00
Wednesday	December 23	Washington	7:30
Sunday	December 27	Pittsburgh	2:00
Thursday	December 31	N.Y. Rangers	7:30
Sunday	January 3	St. Louis	7:00
Friday	January 8	N.Y. Islanders	7:30
Wednesday	January 27	Washington	7:30
Friday	January 29	N.Y. Rangers	7:30
Sunday	February 14	Pittsburgh	7:00
Wednesday	February 24	Detroit	7:30
Friday	February 26	Montreal	7:30
Friday	March 5	Hartford	7:30
Sunday	March 14	Los Angeles	2:00
Wednesday	March 24	Boston	7:30
Sunday	March 28	Ottawa	7:00
Wednesday	March 31	New Jersey	7:30
Sunday	April 4	Boston	2:00
Sunday	April 11	Quebec	7:00
Tuesday	April 13	Montreal	7:30
Thursday	April 15	Philadelphia	7:30



**FOLLOW THE SABRES ON THE ROAD**

DAY	DATE	OPPONENT	TIME
Saturday	October 10	Hartford	7:30
Tuesday	October 13	Pittsburgh	7:30
Saturday	October 17	Washington	7:30
Wednesday	October 28	Toronto	7:30
Saturday	October 31	Ottawa	8:00
Monday	November 2	N.Y. Rangers	7:30
Saturday	November 14	N.Y. Islanders	7:30
Tuesday	November 17	Pittsburgh	7:30
Sunday	November 22	Philadelphia	7:00
Monday	November 30	Montreal	7:30
Monday	December 7	Quebec	7:30
Saturday	December 12	Hartford	7:30
Monday	December 14	Boston	7:30
Saturday	December 19	Montreal	8:00
Wednesday	January 6	Hartford	7:30
Tuesday	January 12	Boston	7:30
Tuesday	January 26	Philadelphia	7:30
Wednesday	February 10	Winnipeg	8:30
Wednesday	February 17	Hartford	7:30
Friday	February 19	New Jersey	7:30
Saturday	February 27	Montreal	8:00
Wednesday	March 3	N.Y. Rangers	7:30
Saturday	March 13	Hartford	1:30
Tuesday	March 16	St. Louis	8:30
Saturday	March 20	Tampa Bay	1:30
Monday	March 22	Montreal	7:30
Thursday	March 25	Chicago	8:30
Tuesday	March 30	Washington	7:30
Saturday	April 3	Boston	1:30
Saturday	April 10	Detroit	1:00

**FRONT OFFICE**  
*T h e*



# KNOX, SEYMOUR H.

## Chairman of the Board and President

One of the founding owners of the Buffalo Sabres, Seymour H. Knox III heads the Club's management as Chairman of the Board and President and, at the league level, represents the Sabres as Club Governor of the National Hockey League Board of Governors. In addition, Seymour is a director of Pratt and Lambert Inc. and the Woolworth Corporation. Furthermore, he is President of the Buffalo Fine Arts Academy and is a member of the Board of Trustees of the YMCA of Greater Buffalo and the Buffalo General Hospital. His brother Northrup, now Chairman of the Board of Marine Midland Bank N.A., remains a consultant to the team since his May 1988 resignation as Sabres' President. Son Seymour H. Knox IV serves in the capacity of Assistant to the President and Alternate Governor in the NHL.

The Knox brothers first made an attempt to bring the NHL to Buffalo when they applied for a franchise in September of 1965. When the city was passed over in the 1967 league expansion, Seymour and Northrup signed a contract in 1968 to purchase the Oakland franchise with the intent of moving it to Buffalo. The NHL Board of Governors decided to keep the Seals in Oakland. However, the Knox brothers continued to work towards their goal. Finally, their efforts were rewarded on December 2, 1969, when the City was granted an expansion franchise for the 1970-71 season.

More recently, Seymour has been instrumental in bringing two new major league sports franchises to Buffalo with the formation of the Buffalo Bandits of the Major Indoor Lacrosse League and the Buffalo Blizzard of the National Professional Soccer League, both of which also play in Memorial Auditorium. Presently, Seymour is concentrating his efforts on having a new sports and entertainment complex built at the Crossroads in downtown Buffalo.

Seymour and his wife, Jean, reside in Buffalo and have four children and four grandchildren.



**Robert O. Swados**  
Vice-Chairman/Board & Counsel



**Robert E. Rich, Jr.**  
Vice-Chairman/Board



**Seymour H. Knox, IV**  
Assistant to President



**Mitchell Owen**  
Senior Vice-President/Admin.



**Robert W. Pickel**  
Senior Vice-President/Finance



**George Bergantz**  
Vice-President/Marketing

# ADMINISTRATION

# MEEHAN, GERRY

## Vice-President and General Manager

With the changing times brought about by the 1990's and the National Hockey League comes the need for increased responsibility and dedication. Gerry Meehan has been a dedicated Buffalo Sabre since the early '70's and his playing days here. So, last season he was rewarded with an increase in his front office duties with the addition of the Vice-President's title. He has also gained respect at the league level, where he is Chairman of the General Managers' Committee.

Meehan enters his sixth full season as G.M. In his first full year on the job in 1987-88, the Sabres jumped from 21st place to a tie for seventh in the overall standings. As a result, Meehan finished in a tie for second in voting by The Sporting News for the NHL's Executive of the Year. The club continued to climb, when, in 1989-90, they jumped to third overall. Meehan continued his goal of forming a club that would soar to the top of the league when he acquired the services of John Muckler as Director of Hockey Operations and superstar Pat LaFontaine within a five month span last year.

Meehan's commitment to restructuring the team can be summed up in two words, new direction. The changeover that the team has undergone under his leadership is evidenced in not only the two acquisitions sighted above, but in those such as trading within the division for Petr Svoboda, recognizing talent in the pleasant surprise that was goalie Tom Draper's rookie season, and securing a better draft position on draft day 1990 in the Dale Hawerchuk trade that enabled the Sabres to select forward Brad May.

By reaching an agreement this summer with John Muckler to stay behind the bench as head coach, Meehan has assured fans that he will continue to put forth a high-paced, exciting and entertaining team filled with speed, aggressiveness, and high-profile players with entertainment value.

Meehan was named the team's assistant general manager in the summer of 1984, the first ex-Sabre player to move into the club's front office. Since then he has developed the plan which, now implemented, will make the Sabres a successful team in the '90's.


Gerry lives in Amherst with his wife, Mirella, and their three children, Danny, Adam and Katie.



## Playing Record

SEASON	CLUB	LEAGUE	REGULAR SEASON					PLAYOFFS					
			GP	G	A	PTS	PIM	GP	G	A	PTS	PIM	
1968-69	Toronto	NHL	25	0	2	2	2	-	-	-	-	-	-
	Philadelphia	NHL	12	0	3	3	4	4	0	0	0	0	0
1970-71	Buffalo	NHL	77	24	31	55	8	-	-	-	-	-	-
1971-72	Buffalo	NHL	77	19	27	46	12	-	-	-	-	-	-
1972-73	Buffalo	NHL	77	31	29	60	21	6	0	1	1	0	
1973-74	Buffalo	NHL	72	20	26	46	17	-	-	-	-	-	
1974-75	Buffalo	NHL	3	0	1	1	2	-	-	-	-	-	
	Vancouver	NHL	57	10	15	25	4	-	-	-	-	-	
	Atlanta	NHL	14	4	10	14	0	-	-	-	-	-	
1975-76	Atlanta	NHL	48	7	20	27	8	-	-	-	-	-	
	Washington	NHL	32	16	15	31	10	-	-	-	-	-	
1976-77	Washington	NHL	80	28	36	64	13	-	-	-	-	-	
1977-78	Washington	NHL	78	19	24	43	10	-	-	-	-	-	
1978-79	Washington	NHL	18	2	4	6	0	-	-	-	-	-	
	Cincinnati	WHA	2	0	0	0	0	-	-	-	-	-	
PROFESSIONAL TOTALS			672	180	243	423	111	10	0	1	1	0	
NHL TOTALS			670	180	243	423	111	10	0	1	1	0	
TOTALS AS A SABRE			306	94	114	208	60	6	0	1	1	0	

# MUCKLER John



**Director of Hockey Operations  
and Head Coach**

John Muckler enters his second season with the Sabres, but has already made his presence known by establishing a new style of play in Buffalo that has become trademark of his teams.

Best known for coaching the Edmonton Oilers to the Stanley Cup during the 1989-90 season, Muckler has worked in virtually every level of hockey over his storied career. In his other season as Edmonton's head coach, the Oilers reached the Conference Finals. His experience behind the bench helped ease the decision of naming a new coach for the Sabres during last season when Muckler took over after the first 28 games, during which he was strictly the Director of Hockey Operations.

Muckler first joined the Edmonton organization in 1981, serving as coach of Wichita in the Central Hockey League. He was promoted to assistant coach of the Oilers in 1982 and was named co-coach under Glen Sather in 1985-86. Muckler received a great deal of the credit for Edmonton's capture of four other Stanley Cups in the 1980's.

He started his coaching career in 1959 as head coach of the New York Rovers of the EHL. In 1966, Muckler was named director of player personnel with the New York Rangers. That was followed by a six-year association as General Manager (and sometimes coach) of affiliates in the Minnesota North Stars organization. He switched back to the Rangers' organization to coach their top affiliate in Providence for four seasons. Muckler joined Vancouver as general manager and coach of their minor league affiliate in Dallas in 1979 and the following year became their professional scout before moving to the Oilers.

Muckler has been named Coach of the Year in three leagues (EHL, 1964-65; AHL, 1974-75; CHL, 1978-79), and he won minor league titles in those same three years.

John and his wife Audrey have become residents of East Amherst.

**Head Coaching Record**

SEASON	TEAM	LEAGUE	REG. SEA.	NOTES
1959-60	N.Y. Rovers	(EHL)	18-41-1	
1960-61	N.Y. Rovers	(EHL)	18-45-1	
1961-62	Long Island	(EHL)	26-41-1	
1962-63	Long Island	(EHL)	N.A.	
1963-64	Long Island	(EHL)	32-34-6	
1964-65	Long Island	(EHL)	42-29-1	EHL Championship
1965-66	Long Island	(EHL)	46-23-3	
1967-68	Memphis	(CHL)	3-5-1	
1968-69	Minnesota	(NHL)	6-23-6	
1971-72	Cleveland	(AHL)	32-34-10	
1972-73	Cleve. Jacks	(AHL)	23-44-9	
1973-74	Providence	(AHL)	38-26-12	Calder Cup Finals
1974-75	Providence	(AHL)	43-21-12	Regular Season Title
1975-76	Providence	(AHL)	34-34-8	
1976-77	Rhode Island	(AHL)	21-30-2	
1978-79	Dallas	(CHL)	45-28-3	CHL Championship
1981-82	Wichita	(CHL)	44-33-3	
1989-90	Edmonton	(NHL)	38-28-14	Stanley Cup Champion
1990-91	Edmonton	(NHL)	37-37-6	Conference Finals
1991-92	Buffalo	(NHL)	22-22-8	Adams Division Semi-Finals

**All-Time Coaching Records  
of the Sabres**

COACH	GAMES	WON-LOST-TIED	PCT.
Floyd Smith - 5/74 to 5/77	241	143 - 62 - 36	.668
Roger Neilson - 10/80 to 5/81	80	39 - 20 - 21	.618
Marcel Pronovost - 10/77 to 12/78	104	52 - 29 - 23	.611
Scotty Bowman - 6/79 to 5/80, 10/81 to 12/81, 3/82 to 5/85, 1/86 to 11/86	404	210 - 134 - 60	.594
Billy Inglis - 12/78 to 6/79	56	28 - 18 - 10	.589
Jim Roberts - 12/81 to 3/82	45	21 - 16 - 8	.555
Rick Dudley - 10/89 to 12/91	188	85 - 72 - 31	.535
Ted Sator - 12/86 to 4/89	207	96 - 89 - 22	.517
John Muckler - 12/91 to present	52	22 - 22 - 8	.500
Jim Schoenfeld - 6/85 to 1/86	43	19 - 19 - 5	.500
Joe Crozier - 1/72 to 5/74	192	77 - 80 - 35	.492
Punch Imlach - 10/70 to 1/72	119	32 - 65 - 25	.378
Craig Ramsay - 11/86 to 12/86	21	4 - 15 - 2	.238

**All-Time Coaching Records  
of Sabres in Playoffs**

COACH	GAMES	WON-LOST-TIED	PCT.
Scotty Bowman - 1980, 1982, 1983, 1984 & 1985	36	18 - 18	.500
Floyd Smith - 1975, 1976, 1977	32	16 - 16	.500
Roger Neilson - 1981	8	4 - 4	.500
John Muckler - 1992	7	3 - 4	.429
Marcel Pronovost - 1978	8	3 - 5	.375
Rick Dudley - 1990, 1991	12	4 - 8	.333
Joe Crozier - 1973	6	2 - 4	.333
Billy Inglis - 1979	3	1 - 2	.333
Ted Sator - 1988, 1989	11	3 - 8	.273

**Sabre Fact**

The following are yearly totals of man-games lost to injury:

1991-92.....143	1983-84.....145
1990-91.....235	1982-83.....123
1989-90.....206	1981-82.....108
1988-89.....334	1980-81.....160
1987-88.....390	1979-80.....45
1986-87.....192	1978-79.....187
1985-86.....279	1977-78.....233
1984-85.....155	1976-77.....93

# Don

## Assistant Coach

To help continue a winning tradition with the Sabres, General Manager Gerry Meehan has brought Don Lever back up to Buffalo after a successful 1991-92 season as head coach of the AHL affiliate Rochester Americans, in which the club went to the semi-finals. Lever is no stranger to the position, having served in the same capacity from 1987-88 to 1989-90.

John Muckler will be the third head coach Lever will have worked under as a Sabres' assistant coach when this 1992-93 campaign begins. He has also worked with Ted Sator and Rick Dudley. Plus, Lever has gained plenty of experience from coaching and playing.

In 1990-91, Lever's first season as coach of the Amerks, he took Rochester to the Calder Cup finals. That club had already posted the league's best record during the regular season. Fittingly, AHL Coach of the Year honors went to Lever that summer. Previously, Lever was known there as a player in 1985-86 and 1986-87. He was also a player-coach there in his final pro season, helping the team win the Calder Cup.

Lever played his junior hockey in nearby Niagara Falls, Ontario. After scoring 126 points in 63 games for the Flyers, he was the first draft choice (and third pick overall) of the Vancouver Canucks in 1972. He spent almost eight full seasons there, and set his career-high of 38 goals in 1974-75.

Don was traded to Atlanta in February, 1980, and moved with the Flames to Calgary that summer. He was dealt to Colorado in 1981, and again he was a part of a franchise shift as the Rockies became the New Jersey Devils in 1982. The Sabres acquired his rights from the Devils on September 9, 1985, and he spent two seasons as a player in Buffalo's organization. During that time he played his 1,000th NHL game.

Don, his wife Karen and their children, Michael, Sarah and Caitlin, live in Amherst.



# John


## Assistant Coach

Most hockey fans don't know what the assistant coach does. Some may not even know him. John Tortorella is tough to pinpoint. He can sometimes be seen behind the Buffalo bench, or he's in the press box. His role is also complex. He works on all of the following: practice planning, conditioning, and team and game analysis. John is the textbook Sabres' hockey department person. His background is all hockey!

A Boston area native, John started his college career at Salem State College and then transferred to the University of Maine. There he won three letters and was a two-time ECAC All-Star. After some time in Sweden, he played in the Atlantic Coast Hockey League for such teams as Virginia, Hampton Roads and Erie. Former Sabres' Coach Rick Dudley was a coach for Carolina in the ACHL during that time. Tortorella was Virginia's top scorer during the 1985-86 season.

In 1986, he was named General Manager and Head Coach of the Virginia Lancers of the ACHL. In two years he had an 87-31 record, and won the league championship and coach of the year honors both times. In 1988, Tortorella worked as an assistant coach for the Fort Wayne Comets of the International Hockey League. Dudley hired him to be his assistant in New Haven in 1988, and he brought Tortorella along when Dudley was hired as the Sabres' coach.

John and his wife Chris have two children, Brittany and Dominick. The family lives in East Amherst.



## Playing Record

SEASON	CLUB	LEAGUE	REGULAR SEASON					PLAYOFFS				
			GP	G	A	PTS	PIM	GP	G	A	PTS	PIM
1972-73	Vancouver	NHL	78	12	26	38	49	—	—	—	—	—
1973-74	Vancouver	NHL	78	23	25	48	28	—	—	—	—	—
1974-75	Vancouver	NHL	80	38	30	68	49	5	0	1	1	4
1975-76	Vancouver	NHL	80	25	40	65	93	2	0	0	0	0
1976-77	Vancouver	NHL	80	27	30	57	28	—	—	—	—	—
1977-78	Vancouver	NHL	75	17	32	49	58	—	—	—	—	—
1978-79	Vancouver	NHL	71	23	21	44	17	3	2	1	3	2
1979-80	Vancouver	NHL	51	21	17	38	32	—	—	—	—	—
	Atlanta	NHL	28	14	16	30	4	4	1	1	2	0
1980-81	Calgary	NHL	62	26	31	57	56	16	4	7	11	20
1981-82	Calgary	NHL	23	8	11	19	6	—	—	—	—	—
	Colorado	NHL	59	22	28	50	20	—	—	—	—	—
1982-83	New Jersey	NHL	79	23	30	53	68	—	—	—	—	—
1983-84	New Jersey	NHL	70	14	19	33	44	—	—	—	—	—
1984-85	New Jersey	NHL	67	10	8	18	31	—	—	—	—	—
1985-86	Buffalo	NHL	29	7	1	8	6	—	—	—	—	—
	Rochester	AHL	29	6	11	17	16	—	—	—	—	—
1986-87	Buffalo	NHL	10	3	2	5	4	—	—	—	—	—
	Rochester	AHL	57	29	25	54	69	18	4	3	7	14
NHL TOTALS			1020	313	367	680	593	30	7	10	17	26
TOTALS AS A SABRE			39	10	3	13	10	0	0	0	0	0

## Sabre Fact

The following people have served as assistant coaches for the Sabres:

- |                                       |                                      |
|---------------------------------------|--------------------------------------|
| Roger Neilson - 1979-80               | Jim Roberts - 1979-80 to 1983-84     |
| Ron Smith - 1980-81                   | Nick Polano - 1981-82                |
| Red Berenson - 1982-83 to 1983-84     | Joe Crozier - 1984-85                |
| Craig Ramsay - 1984-85 to 1986-87     | Barry Smith - 1985-86 to 1988-89     |
| Don Lever - 1987-88 to 1989-90        | John Tortorella - 1989-90 to present |
| John Van Boxmeer - 1990-91 to 1991-92 |                                      |



# RAMSAY Craig

## Assistant to the General Manager


Craig Ramsay has been with the Buffalo Sabres organization for 20 years now and there's almost nothing he hasn't done, having played, coached, and now found his place in the hockey department in his current position.

The original "Rammer," Craig assists General Manager Gerry Meehan in many roles, notably immigration and the club's travel arrangements and game schedule. He also works closely with the Sabres' AHL affiliate, the Rochester Americans, and he keeps track of the future Sabres who have been drafted but are not yet professional players. Included in the duties with the Amerks is working closely with both clubs' coaches for organizational recalls. Craig also is very active in the Sabres' Alumni Association.

A left winger in his playing days, Ramsay was Buffalo's second round draft choice in 1971. He stayed through the 1984-85 season, making news in the league when he recorded a streak of 776 consecutive games played from March of 1973 to February 1983. He was a player-assistant coach in his final campaign, and he capped his career by winning the Frank Selke Trophy as the league's top defensive forward.

Ramsay retired to concentrate on his duties as assistant coach in the fall of 1985. He stayed in that post until November, 1986, when he was named Buffalo's head coach. He then moved to the front office in December, 1986 as part of a reorganization by Gerry Meehan.

Craig and his wife Susan, and children Travis, Jad, Brendon, and Tristin and his niece Angela live in Williamsville.



# LUCE Don

## Director of Player Personnel

Don Luce rounds out a trio of former Sabres in the club's hockey department. It is fitting that his post-playing days are being spent with a team he played close to 90 percent of his NHL career with. What he's also earned should be a middle initial "T" for all the travelling he does.

Don is in charge of the team's scouting staff. Together they search Canadian junior leagues, American high schools and colleges and European leagues in search of promising young players.

Luce became a Sabre as part of a trade with Detroit for Joe Daley in 1971. He went on to win the Masterton Trophy in 1974-75, the year of the only Sabres appearance in the Stanley Cup Finals. That season, he also achieved an incredible +61 to lead the squad's plus/minus rankings, a mark that is still a team record. He and Craig Ramsay ranked as two of the league's best penalty-killers throughout the 1970's.

After a trade to Los Angeles, Luce went on to play for Toronto where he retired in the 1981-82 season. He rejoined the Sabres' organization in 1984, and worked on special assignments and American scouting. In 1985-86, Don was an assistant coach. He took on his current role in 1987. One of his major accomplishments was his instrumental role in bringing Alexander Mogilny to America in 1989.

Don and his wife Diane, along with children Scott, Kim, Kelly, and Kristin live in Williamsville.




### Playing Record

SEASON	CLUB	LEAGUE	REGULAR SEASON					PLAYOFFS				
			GP	G	A	PTS	PIM	GP	G	A	PTS	PIM
1969-70	Peterborough.....	OHL	54	27	41	68	18	—	—	—	—	—
1970-71	Peterborough.....	OHL	58	30	76	106	25	—	—	—	—	—
1971-72	Cincinnati.....	AHL	19	5	7	12	4	—	—	—	—	—
	Buffalo.....	NHL	57	6	10	16	0	—	—	—	—	—
1972-73	Buffalo.....	NHL	76	11	17	28	15	6	1	1	2	0
1973-74	Buffalo.....	NHL	78	20	26	46	0	—	—	—	—	—
1974-75	Buffalo.....	NHL	80	26	38	64	26	17	5	7	12	2
1975-76	Buffalo.....	NHL	80	22	49	71	34	9	1	2	3	2
1976-77	Buffalo.....	NHL	80	20	41	61	20	6	0	4	4	0
1977-78	Buffalo.....	NHL	80	28	43	71	18	8	3	1	4	9
1978-79	Buffalo.....	NHL	80	26	31	57	10	3	1	0	1	2
1979-80	Buffalo.....	NHL	80	21	39	60	18	10	0	6	6	4
1980-81	Buffalo.....	NHL	80	24	35	59	12	8	2	4	6	4
1981-82	Buffalo.....	NHL	80	16	35	51	8	4	1	1	2	0
1982-83	Buffalo.....	NHL	64	11	18	29	7	10	2	3	5	4
1983-84	Buffalo.....	NHL	76	9	17	26	17	3	0	1	1	0
1984-85	Buffalo.....	NHL	79	12	21	33	16	5	1	1	2	0
NHL TOTALS			1070	252	420	672	201	89	17	31	48	27
TOTALS AS A SABRE			1070	252	420	672	201	89	17	31	48	27

### Playing Record

SEASON	CLUB	LEAGUE	REGULAR SEASON					PLAYOFFS				
			GP	G	A	PTS	PIM	GP	G	A	PTS	PIM
1968-69	Omaha.....	CHL	72	22	34	56	56	7	3	4	7	11
1969-70	Omaha.....	CHL	64	22	35	57	82	2	1	2	3	4
	N.Y. Rangers.....	NHL	12	1	2	3	8	5	0	1	1	4
1970-71	N.Y. Rangers.....	NHL	9	0	1	1	0	—	—	—	—	—
	Detroit.....	NHL	58	3	11	14	18	—	—	—	—	—
1971-72	Buffalo.....	NHL	78	11	8	19	38	—	—	—	—	—
1972-73	Buffalo.....	NHL	78	18	25	43	32	6	1	1	2	2
1973-74	Buffalo.....	NHL	75	26	30	56	44	—	—	—	—	—
1974-75	Buffalo.....	NHL	80	33	43	76	45	16	5	8	13	19
1975-76	Buffalo.....	NHL	77	21	49	70	42	9	4	3	7	6
1976-77	Buffalo.....	NHL	80	26	43	69	16	6	3	1	4	2
1977-78	Buffalo.....	NHL	78	26	35	61	24	8	0	2	2	6
1978-79	Buffalo.....	NHL	79	26	35	61	14	3	1	1	2	0
1979-80	Buffalo.....	NHL	80	14	29	43	30	14	3	3	6	11
1980-81	Buffalo.....	NHL	61	15	13	28	19	—	—	—	—	—
	Los Angeles.....	NHL	10	1	0	1	2	4	0	2	2	2
1981-82	Toronto.....	NHL	39	4	4	8	32	—	—	—	—	—
NHL TOTALS			894	225	328	553	364	71	17	22	39	52
TOTALS AS A SABRE			766	216	310	526	304	62	17	19	36	46



*Buffalo's  
Choice*

S a b r e s' **HOCKEY DEPT.**



*Rudy Migay*  
Director of Scouting



*Don Barrie*  
Scout



*Jack Bowman*  
Scout



*Larry Carriere*  
Scout




*Dennis McIvor*  
Scout




*Paul Merritt*  
Scout




*Mike Racicot*  
Scout



*Frank Zywiec*  
Scout




*Ken Bass*  
Information Manager



*Jim Pizzutelli*  
Head Athletic Trainer



*Rip Simonick*  
Trainer



*John Allaway*  
Equipment Supervisor

Front Office **STAFF**

Front Office **STAFF**



**Olive Anticola**  
Receptionist



**Evelyn Battleson**  
Receptionist



**Barbara Blindowski**  
Communications and  
Public Relations



**Debbie Bonner**  
Administrative  
Asst. to G.M.



**Elaine Burzynski**  
Finance



**John Livsey**  
Director of Sales



**Garry Magill**  
Staff Assistant



**Stan Makowski, Jr.**  
Director of Promotions



**Carol McHugh**  
Administrative  
Asst. to Pres.



**John Mickler**  
Director of Amateur  
Hockey Development



**Dr. John Butsch**  
Team Doctor



**Robert Debar**  
Accounting



**Jim DiMino**  
Television Sales  
Manager



**Dan DiPofi**  
Controller



**Lyndi Dyll**  
Hockey Department



**Jeffrey Pickel**  
Director of Event  
Sales



**Larry Playfair**  
Director of Corporate  
Relations



**Tom Pokel**  
Marketing Associate



**Matt Rabinowitz**  
Promotions Manager



**Anna Robillard**  
Ticket Office



**Carm Gleba**  
Finance



**John Gurdler**  
TV Play-by-play



**Birgid Haensel**  
Accounting



**Jeff Hall**  
Marketing Associate



**Chris Ivansitz**  
Accounting



**Mary Beth  
Romano**  
Community Relations



**Steve Rossi**  
Director of Public  
Relations



**Bob Russell**  
Advertising Sales  
Manager



**Cheryl  
Schoenthaler**  
Marketing



**Ann Marie Seaman**  
Marketing



**Dr. Peter James**  
Orthopedic Consultant



**Mary Jones**  
Accounting



**Mike Kaminska**  
Merchandise Manager



**Melissa Kreuzer**  
Accounting



**Sally Lippert**  
Accounting



**John Sinclair**  
Ticket Manager



**Cliff Smith**  
Manager - Sabreland



**Bruce Wawrzyniak**  
Public Relations  
Assistant



**Verna Wojcik**  
Administrative  
Asst. to Admin.



**Paul Wieland**  
Director of  
Communications

# GOOD NEIGHBOR

CHEVROLET

GEO

DEALERS

**ALLEGANY:WELLSVILLE**  
Hetzel Motors

**CATTARAUGUS:OLEAN**  
Meyer Barnard Chevrolet

**RANDOLPH**  
Lundgren Chevrolet

**CHAUTAUGUA:CLYMER**  
Cordia Chevrolet

**DUNKIRK**  
Dutch Bertges Chevrolet

**FREDONIA**  
Hank Bokman Chevrolet

**JAMESTOWN**  
Ed Shults Chevrolet

**WESTFIELD**  
LaPorte Chevrolet

**ERIE:ANGOLA**  
Catalano Motors

**BOSTON**  
Emerling Chevrolet

**BUFFALO**  
Mernan Chevrolet

**CHEEKTOWAGA**  
Keller Chevrolet

**CLARENCE**  
Sweeney Chevrolet

**COLLINS**  
Steve Baldo Chevrolet

**DEPEW**  
Joe Basil Chevrolet

**GRAND ISLAND**  
Calabro Chevrolet

**HAMBURG**  
Jack Adkins Chevrolet

**KENMORE**  
Paddock Chevrolet

**TONAWANDA**  
Flanigan Chevrolet

**ORCHARD PARK**  
Daniel's Chevrolet

**SPRINGVILLE**  
Johnson Boys Chevrolet

**WEST SENECA**  
Gilligly Chevrolet

**WILLIAMSVILLE**  
Glen Campbell Chevrolet

**McKEAN:BRADFORD, PA**  
Edmond Chevrolet

**PORT ALLEGANY**  
Bidwell Chevrolet

**NIAGARA:BARKER**  
Benjamin H. Frost & Son

**EDEN**  
West-Herr Chevrolet

**LOCKPORT**  
Dave Heinrich Chevrolet

**NIAGARA FALLS**  
Massaro Chevrolet


**RANSOMVILLE**  
Bob Krueger Chevrolet

**PERRY:PERRY**  
McCourg Chevrolet

**WYOMING:ARCADE**  
Martin Bros. Chevrolet

**WARSAW**  
Matson Motors

PLAYERS  
T h e



**Buffalo Sabres**

**Training Camp**

**ROSTER**

FORWARDS	POS	HGT	WGT	S	BIRTHPLACE	DATE	91-92 TEAM	G	A	PTS
Ambroziak, Peter	LW	6-0	206	L	Toronto, Ontario	9-15-71	Rochester	0	1	1
Andreychuk, Dave	LW	6-3	225	R	Hamilton, Ont.	9-29-63	Buffalo	41	50	91
Audette, Donald	RW	5-8	175	R	Laval, Quebec	9-23-69	Buffalo	31	17	48
Barkley, Mike	RW	6-0	185	R	Port Alberni, B.C.	4-7-70	U. of Maine	1	4	5
Barnaby, Matthew	LW	6-0	170	L	Ottawa, Ontario	5-4-73	Beauport	29	37	66
Clavaglia, Peter	C	5-10	173	L	Albany, New York	7-15-69	Rochester	37	61	98
Cierny, Jozef	LW	6-2	176	L	Zvolen, Czech	5-13-74	Zvolen	10	3	13
Clancy, Chris	LW	6-2	198	L	Kitchener, ONT	11-28-72	Cornwall	28	38	66
Corkum, Bob	C	6-2	212	R	Salisbury, Mass.	12-18-67	Rochester	16	12	28
Dawe, Jason	LW	5-10	195	L	Scarborough, Ont.	5-29-73	Petrborough	53	65	108
Donnelly, Gord	RW	6-1	202	R	Montreal, Quebec	4-5-62	Wpg./Buf.	2	3	5
Frawley, Dan	RW	6-1	196	R	Sturg. Falls, Ont.	6-2-62	Rochester	28	23	51
Gage, Jody	RW	6-0	190	R	Toronto, Ontario	11-29-59	Rochester	40	40	80
Gordjuk, Viktor	RW	5-10	176	R	Moscow, U.S.S.R.	4-11-70	KryljaSovtov	15	5	20
Hannan, Dave	C	5-10	185	L	Sudbury, Ontario	11-26-61	Tor./Buf.	4	6	10
Hawerchuk, Dale	C	5-11	190	L	Toronto, Ontario	4-4-63	Buffalo	23	75	98
Hinks, Rod	C	5-10	178	L	Burlington, Ont.	4-11-73	Sudbury	35	21	56
Job, Tony	LW	5-11	206	L	Renfrew, Ontario	1-2-71	Rochester	0	0	0
Khmylev, Yuri	LW	6-1	189	R	Russia	8-9-64	KryljaSovetov	15	15	30
Kowalsky, Rick	RW	6-0	184	R	Simcoe, Ontario	3-20-72	Sault-St-Marie	25	44	69
LaFontaine, Pat	C	5-10	177	R	St. Louis, Mo.	2-22-65	Buffalo	46	47	93
Macdonald, Doug	LW	6-0	192	L	Pt. Moody, B.C.	2-8-69	U. of Wisc.	14	25	39
May, Brad	LW	6-0	200	L	Toronto, Ontario	11-29-71	Buffalo	11	6	17
McLaughlin, Mike	LW	6-1	175	L	Longmeadow, Mass.	3-29-70	U. of Vermont	9	9	18
Mogilny, Alexander	RW	5-11	187	L	Khabarovsk, USSR	2-18-69	Buffalo	39	45	84
Patterson, Collin	RW	6-2	195	R	Flexdale, Ontario	5-11-60	Buffalo	4	8	12
Polano, Mike	C	6-0	195	L	Providence, RI	6-18-72	Kitchener	24	30	54
Presley, Wayne	RW	5-11	180	R	Detroit, Michigan	3-23-65	S.J./Buf.	10	16	26
Ray, Rob	LW	6-0	203	L	Stirling, Ont.	6-8-68	Buffalo	5	3	8
Rubachuk, Brad	C	5-11	185	L	Winnipeg, Manit.	6-11-70	Rochester	18	16	34
Rushforth, Paul	C	6-0	189	R	Prince George, B.C.	4-22-74	North Bay	8	11	19
Savage, Joel	RW	5-11	205	R	Surrey, B.C.	12-25-69	Rochester	8	14	22
Simon, Todd	C	5-10	188	R	Toronto, Ontario	4-21-72	Niagara Falls	53	93	146
Steer, Jamie	RW	5-11	180	R	Calgary, Alta.	2-24-69	Mich. Tech	26	24	50
Thomas, Scott	RW	6-2	195	R	Buffalo, New York	1-18-70	Clarkson	25	21	46
Tiltgen, Dean	C	5-11	175	L	Ponoka, Alberta	2-3-74	Tri-City	29	34	63
Winch, Jason	LW	6-1	215	L	Listowel, Ontario	5-23-71	Rochester	23	35	58
Wood, Randy	LW	6-0	195	L	Princeton, N.J.	10-12-63	N.Y.I./Buf.	22	18	40
Young, Jason	LW	5-10	197	L	Sudbury, Ontario	12-16-72	Sudbury	26	56	82

**Buffalo Sabres**

**Training Camp**

**ROSTER**

DEFENSEMEN	POS	HGT	WGT	S	BIRTHPLACE	DATE	91-92 TEAM	G	A	PTS
Astley, Mark	D	5-11	185	L	Calgary, Alta.	3-30-69	L. Super. St.	11	25	36
Bodger, Doug	D	6-2	213	L	Chemainus, B.C.	6-18-66	Buffalo	11	35	46
Boucher, Philippe	D	6-2	188	R	St. Apoll., Quebec	3-24-73	Laval	25	45	70
Brown, Greg	D	6-0	185	R	Hartford, Conn.	3-7-68	Rochester	8	30	38
Carney, Kelth	D	6-2	205	L	Providence, R.I.	2-3-70	Buffalo	1	2	3
Cooper, David	D	6-2	204	L	Ottawa, Ontario	11-2-73	Medicine Hat	17	47	64
Di Vita, David	D	6-2	195	L	S. C. Shores, Mi.	2-3-69	Rochester	1	2	3
Fewster, Neil	D	6-0	190	L	Guelph, Ont.	4-18-74	Niagara Falls	4	12	16
Houlder, Bill	D	6-3	218	L	Thunder Bay, Ont.	3-11-67	Rochester	8	26	34
Ledyard, Grant	D	6-2	195	L	Winnipeg, Manit.	11-19-61	Buffalo	5	16	21
Matkainen, Petri	D	6-0	185	L	Savonlinna, Finland	1-7-67	JoKP	4	8	12
Melanson, Dean	D	5-11	211	R	Antigonish, NS	11-19-73	St. Hyacinthe	8	19	27
Moller, Randy	D	6-2	207	R	Red Deer, Alta.	8-23-63	N.Y.R./Buf.	3	9	12
O'Donnell, Sean	D	6-2	224	L	Ottawa, Ontario	10-13-71	Rochester	4	9	13
Pascall, Brad	D	6-2	192	L	Coquitlan, B.C.	7-29-70	North Dakota	2	7	9
Ramsey, Mike	D	6-3	195	L	Minneapolis, Min.	12-3-60	Buffalo	3	14	17
Smehlik, Richard	D	6-3	208	L	Ostrava, Czech	1-23-70	Vitkovice	8	7	15
Snell, Chris	D	5-11	200	L	Regina, Sask.	5-12-71	Rochester	5	27	32
Sutton, Ken	D	6-0	198	L	Edmonton, Alta.	5-11-69	Buffalo	2	18	20
Svoboda, Petr	D	6-1	175	L	Most, Czech	2-14-66	Mtl./Buf.	6	22	28

GOALTENDERS	POS	HGT	WGT	C	BIRTHPLACE	DATE	91-92 TEAM	GP	MIN	GAA
Draper, Tom	G	5-11	185	L	Outremont, Quebec	11-20-66	Buffalo	26	1403	3.21
Dreveny, Greg	G	5-11	195	L	Tupperville, Ont.	6-23-72	Belleville	61	3528	4.23
Hasek, Dominik	G	5-11	168	R	Pardubice, Czech	1-29-65	Chicago	20	1014	2.60
Malarchuk, Clint	G	6-0	185	L	Gran. Prairie, Al.	5-1-61	Buffalo	29	1639	3.73
Puppa, Daren	G	6-3	205	R	Kirk. Lake, Ont.	3-23-65	Buffalo	33	1757	3.89
Pye, Bill	G	5-9	180	L	Canton, Michigan	4-9-69	Rochester	8	331	2.72


**VICE-PRESIDENT/GENERAL MANAGER:** Gerry Meehan  
**DIRECTOR OF HOCKEY OPERATIONS/HEAD COACH:** John Muckler  
**ASSISTANT COACH:** Don Lever  
**ASSISTANT COACH:** John Tortorella  
**HEAD ATHLETIC TRAINER:** Jim Pizzutelli  
**ATHLETIC TRAINER:** Rip Simonick  
**EQUIPMENT SUPERVISOR:** John Alloway

S - Shoots  
C - Catches

# ANDREYCHUK D a v e

## #25 Left Wing

**Born:**  
Hamilton, Ontario  
September 29, 1963  
**Height:**  
6'3"  
**Weight:**  
225  
**Shoots:**  
Right  
**Last Amateur Club:**  
Oshawa Generals



### How Acquired:

First round draft choice (16th overall) of the Sabres in 1982.

### 1991-92:

Third on the team in scoring and 16th in the NHL with 91 points, the tenth-highest seasonal total in Sabre history...Set career highs in goals and points... His 28 power play goals in one season were a franchise record...Set a team record with shots in a season with 337 - second in the league in 1991-92... Had a 17 game scoring streak 12/31 to 2/4, one away from team record... Sabres' Met Life Player of the Month for February...Had four goals Mar. 19 in Los Angeles...Had 37 goals and 48 assists in his last 60 games...Has played in the last 181 Sabre games, and was the only Sabre to appear in all 80 last season...Multiple point games: 23...Games missed to injury: 0.

### Career:

Is second on the Sabres' all-time scoring list...Is third in Sabre history in goals, third in assists, sixth in games played and first in power play goals...Is seventh in club history in playoff points...Led the club in scoring for three straight seasons (1985-86 to 1987-88)...Has led the team in goal-scoring four times...Played in the 1990 NHL All-Star Game...Had five goals against the Bruins in Boston on Feb. 6, 1986, a club record...Set record for Sabre left wingers with 51 assists during 85-86 season...Hat tricks: 8.

### 91-92 Milestones:

Scored his 300th Sabre/NHL goal on Jan. 15...Played in his 700th Sabre/NHL game on Mar. 14...Scored his 700th Sabre/NHL point on Mar. 15.

### Personal:

Dave and his wife, Sue, live in the area year-round.


### Playing Record

SEASON	CLUB	LEAGUE	REGULAR SEASON					PLAYOFFS				
			GP	G	A	PTS	PIM	GP	G	A	PTS	PIM
1980-81	Oshawa	OHL	67	22	22	44	80	10	3	2	5	20
1981-82	Oshawa	OHL	67	57	43	100	71	3	1	4	5	16
1982-83	Oshawa	OHL	14	8	24	32	6	-	-	-	-	-
	Buffalo	NHL	43	14	23	37	16	4	1	0	1	4
1983-84	Buffalo	NHL	78	38	42	80	42	2	0	1	1	2
1984-85	Buffalo	NHL	64	31	30	61	54	5	4	2	6	4
1985-86	Buffalo	NHL	80	36	51	87	61	-	-	-	-	-
1986-87	Buffalo	NHL	77	25	48	73	46	-	-	-	-	-
1987-88	Buffalo	NHL	80	30	48	78	112	6	2	4	6	0
1988-89	Buffalo	NHL	56	28	24	52	40	5	0	3	3	0
1989-90	Buffalo	NHL	73	40	42	82	42	6	2	5	7	2
1990-91	Buffalo	NHL	80	36	33	69	32	6	2	2	4	8
1991-92	Buffalo	NHL	80	41	50	91	71	7	1	3	4	12
NHL TOTALS			711	319	391	710	516	41	12	20	32	32
TOTALS AS A SABRE			711	319	391	710	516	41	12	20	32	32

# AUBREY D o n a l d

## #28 - Right Wing

**Born:**  
Laval, Quebec  
September 23, 1969  
**Height:**  
5'8"  
**Weight:**  
175  
**Shoots:**  
Right  
**Last Amateur Club:**  
Laval Titan



### How Acquired:

Ninth round draft choice (183rd overall) of the Sabres in 1989.

### 1991-92:

Won the Fred T. Hunt Memorial Trophy as the Sabres' rookie of the year... Among NHL rookies, Donald was seventh in points, third in goals and tied for first in power play goals...Led the team with six game-winning goals - two came in overtime...Is tied for fourth on Sabres' one-season list of goals by a rookie... Is ninth on Sabres' one-season list of points by a rookie...The Sabres' Met Life Player of the Month for November...Suffered knee and shoulder injuries on Mar. 31 that will keep him on the sidelines for the early part of the 1992-93 season...Multiple point games as a Sabre: 16...Games missed to injury: 11.

### Career:

In 1989-90, he was named to the first AHL All-Star team and won the Dudley "Red" Garrett Award as the AHL's rookie of the year...Was second on the Amerks in scoring in 1989-90, and was the team's VP Supply Most Popular Player...Was a first team All-Star in the QHL in 1988-89, and won the Guy Lafleur Trophy that season as the league's Most Valuable Player in the playoffs...Kept a diary of his last junior season, and it was used as part of a book on junior hockey called "Champions."

### Personal:

Donald is engaged to Manon LaChance...Spent the summer in Western New York rehabilitating his knee...Likes to travel and to go to the movies.

### Playing Record


SEASON	CLUB	LEAGUE	REGULAR SEASON					PLAYOFFS				
			GP	G	A	PTS	PIM	GP	G	A	PTS	PIM
1986-87	Laval	QHL	66	17	22	39	36	14	2	6	8	10
1987-88	Laval	QHL	63	48	61	109	56	14	7	12	19	20
1988-89	Laval	QHL	70	76	85	161	123	17	17	12	29	43
1989-90	Rochester	AHL	70	42	46	88	78	15	9	8	17	29
	Buffalo	NHL	0	0	0	0	0	2	0	0	0	0
1990-91	Rochester	AHL	5	4	0	4	2	-	-	-	-	-
	Buffalo	NHL	8	4	3	7	4	-	-	-	-	-
1991-92	Buffalo	NHL	63	31	17	48	75	-	-	-	-	-
NHL TOTALS			71	35	20	55	79	2	0	0	0	0
TOTALS AS A SABRE			71	35	20	55	79	2	0	0	0	0

# BOGGER

## Doug

### #8 - Defense

**Born:**  
Cherninus, B.C.  
June 18, 1966  
**Height:**  
6'2"  
**Weight:**  
213  
**Shoots:**  
Left  
**Last Amateur Club:**  
Kamloops Junior Oilers



#### How Acquired:

Came to the Sabres with Darrin Shannon on November 11, 1988 in a trade with Pittsburgh for Tom Barrasso and a third round draft choice in 1990 (Joe Dziedzic).

#### 1991-92:

Had another typically solid season on the blue line...Served as one of the point men on the power play...Led Sabre defensemen in scoring for the third time in four years...Passed previous season's totals in goals, assists and points...Multiple point games: 8...Games missed to injury: 7.

#### Career:

First round draft choice (ninth overall) of the Penguins in 1984...His Kamloops team won the WHL championship in 1984...Was on the WHL's second all-star team in 1982-83 and the league's first all-star team in 1983-84...Played for Canada in the 1987 and 1989 World Championships...His 40 assists in 1988-89 are the eighth-highest one season total ever recorded by a Sabre defenseman...Ranks 28th on the Sabres' all-time scoring list.

#### 91-92 Milestone:

Recorded his 100th Sabre assist on Oct. 5...Played in his 200th Sabre game Oct. 27...Played in his 500th NHL game on Oct. 30...Scored his 300th NHL point Nov. 16 vs. Calgary.

#### Personal:

He and his wife Tracey have a son, Ryne...Spent part of the off-season in British Columbia, where he worked at a sport shop...Enjoys all sports.

#### Playing Record


SEASON	CLUB	LEAGUE	REGULAR SEASON					PLAYOFFS				
			GP	G	A	PTS	PIM	GP	G	A	PTS	PIM
1982-83	Kamloops	WHL	72	26	66	92	98	7	0	5	5	2
1983-84	Kamloops	WHL	70	21	77	98	90	17	2	15	17	12
1984-85	Pittsburgh	NHL	65	5	26	31	67	—	—	—	—	—
1985-86	Pittsburgh	NHL	79	4	33	37	63	—	—	—	—	—
1986-87	Pittsburgh	NHL	76	11	38	49	52	—	—	—	—	—
1987-88	Pittsburgh	NHL	69	14	31	45	103	—	—	—	—	—
1988-89	Pittsburgh	NHL	10	1	4	5	7	—	—	—	—	—
1988-89	Buffalo	NHL	61	7	40	47	52	5	1	1	2	11
1989-90	Buffalo	NHL	71	12	36	48	64	6	1	5	6	6
1990-91	Buffalo	NHL	58	5	23	28	54	4	0	1	1	0
1991-92	Buffalo	NHL	73	11	35	46	108	7	2	1	3	2
NHL TOTALS			562	70	266	336	570	22	4	8	12	19
TOTALS AS A SABRE			263	35	134	169	278	22	4	8	12	19

# GARNEY

## Keith

### #26 - Defense

**Born:**  
Providence, R.I.  
February 3, 1970  
**Height:**  
6'2"  
**Weight:**  
205  
**Shoots:**  
Left  
**Last Amateur Club:**  
U.S. Olympic Team



#### How Acquired:

Drafted in the fourth round (76th overall) by the Sabres in 1988.

#### Career:

It was quite a year for the rookie defenseman...Played for Team USA during most of its pre-Olympic tour in 1991-92, then was dropped from the squad in January...Signed with the Sabres on Jan. 20 and was assigned to Rochester on Jan. 24...Was recalled on Mar. 8 and stayed through the rest of the season... First team all-American and all-Hockey East in 1990-91...The University of Maine's most valuable player that season... Second team all-American and all-Hockey East in 1989-90...Named to Hockey East's all-rookie team in 1988-89.

#### 91-92 Milestone:

Scored his first Sabre/NHL goal on Mar. 22.


#### Playing Record

YEAR	TEAM	LEAGUE	REGULAR SEASON					PLAYOFFS				
			GP	G	A	PTS	PIM	GP	G	A	PTS	PIM
1988-89	Maine	H.E.	40	4	22	26	24	—	—	—	—	—
1989-90	Maine	H.E.	41	3	41	44	43	—	—	—	—	—
1990-91	Maine	H.E.	40	7	49	56	30	—	—	—	—	—
1991-92	Team USA		49	2	17	19	16	—	—	—	—	—
	Rochester	AHL	24	1	10	11	2	2	0	2	2	0
	Buffalo	NHL	14	1	2	3	18	7	0	3	3	0
NHL TOTALS			14	1	2	3	18	7	0	3	3	0
TOTALS AS A SABRE			14	1	2	3	18	7	0	3	3	0

# CORNUCCI

## #29 - Center

**Born:**  
Salisbury, Mass.  
December 18, 1967  
**Height:**  
6'2"  
**Weight:**  
212  
**Shoots:**  
Right  
**Last Amateur Club:**  
University of Maine



### How Acquired:

Third round draft choice (47th overall) of the Sabres in 1986.

### Career:

Recalled from Rochester on Feb. 9, and stayed through the end of the playoffs...Returned to Amerks for the playoffs...Saw duty in Buffalo at center and right wing...Scored a goal on his first NHL shot in 1990...Played with Keith Carney at the University of Maine...Sabre games missed to injury: 2.

### Playing Record

YEAR	TEAM	LEAGUE	REGULAR SEASON					PLAYOFFS				
			GP	G	A	PTS	PIM	GP	G	A	PTS	PIM
1985-86	Univ. of Maine.....	H.E.	39	7	26	33	53	—	—	—	—	—
1986-87	Univ. of Maine.....	H.E.	35	18	11	29	24	—	—	—	—	—
1987-88	Univ. of Maine.....	H.E.	40	14	18	32	64	—	—	—	—	—
1988-89	Univ. of Maine.....	H.E.	45	17	31	48	64	—	—	—	—	—
1989-90	Buffalo.....	NHL	8	2	0	2	4	5	1	0	1	4
	Rochester.....	AHL	43	8	11	19	45	12	2	5	7	16
1990-91	Rochester.....	AHL	69	13	21	34	147	15	4	4	8	4
1991-92	Rochester.....	AHL	52	16	12	28	47	8	0	6	6	8
	Buffalo.....	NHL	20	2	4	6	21	4	1	0	1	0
NHL TOTALS			28	4	4	8	25	9	2	0	2	4
TOTALS AS A SABRE			28	4	4	8	25	5	1	0	1	4

# DONNELLY

## #34 - Right Wing

**Born:**  
Montreal, Quebec  
April 5, 1962  
**Height:**  
6'1"  
**Weight:**  
202  
**Shoots:**  
Right  
**Last Amateur Club:**  
Sherbrooke Castors



### How Acquired:

Acquired with Dave McLlwain and future considerations from Winnipeg on October 11, 1991 for Darrin Shannon, Mike Hartman and Dean Kennedy.

### 1991-92:

Moved up front to forward after playing defense for Winnipeg in his stay there... His penalty minute total ranks fourth on the Sabres' all-time seasonal list, and he set a club record for penalty minutes in a season by a right winger... Multiple point games as a Sabre: 1...Sabre games missed to injury: 0.

### Career:

Drafted by St. Louis in the third round (62nd overall) in 1981...Is one of the few players ever traded for a coach, as he went to Quebec as part of the compensation for the Blues' signing of Jacques Demers.

### 91-92 Milestones:

Played in his 400th NHL game Nov. 16.

### Personal:

He and his wife, Sue, were just wed this summer (June 27th)

### Playing Record

SEASON	CLUB	LEAGUE	REGULAR SEASON					PLAYOFFS				
			GP	G	A	PTS	PIM	GP	G	A	PTS	PIM
1980-81	Sherbrooke.....	QMJHL	67	15	23	38	252	14	1	2	3	35
1981-82	Sherbrooke.....	QMJHL	60	8	41	49	250	22	2	7	9	106
1982-83	Salt Lake.....	CHL	67	3	12	15	222	6	1	1	2	8
1983-84	Quebec.....	NHL	38	0	5	5	82	—	—	—	—	—
	Fredericton.....	AHL	30	2	3	5	146	7	1	1	2	43
1984-85	Quebec.....	NHL	22	0	0	0	33	—	—	—	—	—
	Fredericton.....	AHL	42	1	5	6	134	6	0	1	1	25
1985-86	Quebec.....	NHL	36	2	2	4	85	1	0	0	0	0
	Fredericton.....	AHL	38	3	5	8	103	5	0	0	0	33
1986-87	Quebec.....	NHL	38	0	2	2	143	13	0	0	0	53
1987-88	Quebec.....	NHL	63	4	3	7	301	—	—	—	—	—
1988-89	Quebec.....	NHL	16	4	0	4	46	—	—	—	—	—
	Winnipeg.....	NHL	57	6	10	16	228	—	—	—	—	—
1989-90	Winnipeg.....	NHL	55	3	3	6	222	6	0	1	1	8
1990-91	Winnipeg.....	NHL	57	3	4	7	265	—	—	—	—	—
1991-92	Winnipeg.....	NHL	4	0	0	0	11	—	—	—	—	—
	Buffalo.....	NHL	67	2	3	5	305	4	0	1	1	0
NHL TOTALS			453	24	32	56	1699	24	0	2	2	61
TOTALS AS A SABRE			67	2	3	5	305	4	0	1	1	0



# DRAPER Tom

## #35 - Goaltender


**Born:**  
Outremont, Quebec  
November 20, 1966

**Height:**  
5'11"

**Weight:**  
185

**Catches:**  
Left

**Last Amateur Club:**  
Univ. of Vermont



### How Acquired:

Obtained from Winnipeg on June 22, 1991 for future considerations.

### 1991-92:

Emerged as an NHL goaltender in his first season with significant playing time in the league...Led the Sabres in goals-against average and save percentage, and played every minute of the playoff series with Boston...Set a team record for most minutes played by a goalie in one playoff series...Was with the Sabres five separate times during the season...Faced two penalty shots (Mats Sundin and Marty McInnis) - only the second Sabre goalie to face two in one season...Had a 2.90 goals-against average in 14 home games...His record was 10-9-5...Goals For Average: 3.64...Shots Against Average: 30.4...Sabre games missed to injury: 0.

### Career:

Winnipeg's eighth round choice (165th overall) in 1985...ECAC First All-Star team in 1986-87...Spent a year in Finland before joining the Jets...Second All-Star team selection in the AHL for 1988-89...Ranks seventh among Sabre goalies in playoff games and playoff minutes, and is tied for fifth in playoff wins.

### 91-92 Milestone:

Had his first NHL shutout Nov. 22...Had his first NHL playoff shutout on Apr. 27.

### Personal:

Tom and his wife, Kelly, spent the summer in Binghamton...He spent the summer taking courses and working at hockey schools...Tom's father was the junior long jump champion for the province of Quebec in the late 1950's...lists "good football team" on his Best Thing(s) About Western New York list.

### Playing Record

SEASON	CLUB	LEAGUE	REGULAR SEASON				PLAYOFFS						
			GP	MIN	GA	SO	AVG	GP	MIN	GA	SO	AVG	
1983-84	U. of Vermont	ECAC	20	1205	82	0	4.08	—	—	—	—	—	—
1984-85	U. of Vermont	ECAC	24	1316	90	0	4.11	—	—	—	—	—	—
1985-86	U. of Vermont	ECAC	29	1697	87	1	3.08	—	—	—	—	—	—
1986-87	U. of Vermont	ECAC	29	1662	96	2	3.47	—	—	—	—	—	—
1987-88	Tappara	Finl	28	1619	87	0	3.22	—	—	—	—	—	—
1988-89	Winnipeg	NHL	2	120	12	0	6.00	—	—	—	—	—	—
	Moncton	AHL	54	2962	171	2	3.46	7	419	24	0	3.44	—
1989-90	Winnipeg	NHL	6	359	167	0	3.52	—	—	—	—	—	—
	Moncton	AHL	51	2844	167	1	3.52	—	—	—	—	—	—
1990-91	Moncton	AHL	30	1779	95	1	3.20	—	—	—	—	—	—
	Peoria	IHL	10	584	36	0	3.70	4	214	10	—	2.80	—
1991-92	Buffalo	NHL	26	1403	75	1	3.21	7	433	19	1	2.63	—
	Rochester	AHL	9	531	28	0	3.16	—	—	—	—	—	—
NHL TOTALS			34	1882	113	1	3.60	7	433	19	1	2.63	—
TOTALS AS A SABRE			26	1403	75	1	3.21	7	433	19	1	2.63	—

# HANNAN Dave


## #14 - Center

**Born:**  
Sudbury, Ontario  
November 26, 1961

**Height:**  
5'10"

**Weight:**  
185

**Shoots:**  
Left



### How Acquired:

Came to the Sabres on Mar. 10, 1992 from Toronto for a fifth round draft choice (Chris Deruiter) in 1992

### 1991-92:

Tied for the team lead in short-handed goals with two despite only playing in 12 games as a Sabre. He had three short-handed goals on the season...Played in the Olympics for Canada, missing games from Jan. 22 to Feb. 28 for the Leafs. He has a silver medal to show for his efforts...Games missed to injury as a Sabre: 1.

### Career:

Pittsburgh's 10th round draft choice (196th overall) in 1981...Played with Doug Bodger in Pittsburgh in the mid-1980's...Traded to Edmonton by Pittsburgh on November 24, 1987...Played under John Muckler for the 1988 Stanley Cup champion Edmonton Oilers...Claimed by Pittsburgh in 1988 Waiver Draft, and taken by Toronto in 1989 Waiver Draft.

### Personal:

Dave and wife Ginny have two children, Jeffrey and Courtney...Operates "Dave Hannan's Hockey Supply Co." in Pittsburgh in the off-season...Likes to golf when he gets a chance.

### Playing Record

SEASON	CLUB	LEAGUE	REGULAR SEASON					PLAYOFFS					
			GP	G	A	PTS	PIM	GP	G	A	PTS	PIM	
1979-80	S.S. Marie	OHA	28	11	10	21	31	—	—	—	—	—	—
	Brantford	OHA	25	5	10	15	26	—	—	—	—	—	—
1980-81	Brantford	OHA	56	46	35	81	155	6	2	4	6	20	
1981-82	Pittsburgh	NHL	1	0	0	0	0	—	—	—	—	—	
	Erie	AHL	76	33	37	70	129	—	—	—	—	—	
1982-83	Pittsburgh	NHL	74	11	22	33	127	—	—	—	—	—	
	Baltimore	AHL	5	2	2	4	13	—	—	—	—	—	
1983-84	Pittsburgh	NHL	24	2	3	5	33	—	—	—	—	—	
	Baltimore	AHL	47	18	24	42	98	10	2	6	8	27	
1984-85	Pittsburgh	NHL	30	6	7	13	43	—	—	—	—	—	
	Baltimore	AHL	49	20	25	45	91	—	—	—	—	—	
1985-86	Pittsburgh	NHL	75	17	18	35	91	—	—	—	—	—	
1986-87	Pittsburgh	NHL	58	10	15	25	56	—	—	—	—	—	
1987-88	Pittsburgh	NHL	21	4	3	7	23	—	—	—	—	—	
	Edmonton	NHL	51	9	11	20	43	12	1	1	2	8	
1988-89	Pittsburgh	NHL	72	10	20	30	157	8	0	1	1	4	
1989-90	Toronto	NHL	39	6	9	15	55	3	1	0	1	4	
1990-91	Toronto	NHL	74	11	23	34	82	—	—	—	—	—	
1991-92	Toronto	NHL	35	2	2	4	16	—	—	—	—	—	
	Can. Olympic	—	8	3	5	8	8	—	—	—	—	—	
	Buffalo	NHL	12	2	4	6	48	7	2	0	2	2	
NHL TOTALS			566	90	137	227	774	30	4	2	6	18	
TOTALS AS A SABRE			12	2	4	6	48	7	2	0	2	2	

# HASER

## Dominik

### Goaltender


**Born:**  
Pardubice, Czech  
January 29, 1965

**Height:**  
5'11"

**Weight:**  
168

**Catches:**  
Right

**Last Amateur Club:**  
Pardubice (CZCH)



### How Acquired:

Traded by Chicago to Buffalo for Stephane Beauregard and future considerations on August 7, 1992.

### 1991-92:

Began the season with the Blackhawks before being sent to Indianapolis (IHL) on November 1st. He returned to Chicago on January 1st...Recorded his first career NHL shutout (2-0 over Toronto) January 9th...had streaks of five consecutive wins and seven consecutive undefeated...played two games against St. Louis in the Norris Division Semi-Finals and was 0-1 with a 4.53 goals-against average in the Stanley Cup Finals versus Pittsburgh.

### Career:

Made his NHL debut (with Chicago) on November 6, 1990 (1-1 tie at Hartford)... his first NHL victory came at Buffalo (5-3) on March 8, 1991... Was the starting goaltender for Team Czechoslovakia during the 1991 Canada Cup Tournament.

### 91-92 Milestones:

Named to the Upper Deck/NHL All Rookie Team following the season.

### Personal:

Dominik, his wife Alena, and their three-year old son Michael return to Czechoslovakia during the off-season.

### Playing Record

SEASON	CLUB	LEAGUE	REGULAR SEASON				PLAYOFFS				
			GP	MIN	GA	SO	AVG	GP	MIN	GA	SO
1990-91	Indianapolis	IHL	33	1903	80	5	2.52	1	60	3	0
	Chicago	NHL	5	196	8	0	2.46	3	69	3	0
1991-92	Indianapolis	IHL	25	1162	69	1	3.56	-	-	-	-
	Chicago	NHL	20	1014	44	1	2.60	3	158	8	0
NHL TOTALS			25	1210	52	1	2.57	6	227	11	0

# HAWERCHUK

## #10 Center


**Born:**  
Toronto, Ontario  
April 4, 1963

**Height:**  
5'11"

**Weight:**  
190

**Shoots:**  
Left

**Last Amateur Club:**  
Cornwall Royals



### How Acquired:

Came to the Sabres with a first round draft choice in 1990 (Brad May) on June 16, 1990 in a trade with Winnipeg for Phil Housley, Scott Arniel, Jeff Parker and a first round draft choice in 1990 (Keith Tkachuk).

### 1991-92:

Led the Sabres in scoring with 98 points; the fifth-highest seasonal total in team history...Finished 11th in the NHL in scoring...Set a club record with 75 assists, breaking Gil Perreault's 1975-76 mark. The total was fifth-best in the NHL last season...Had five assists at New Jersey on Jan. 15 to tie a team record... Multiple point games: 28...Games missed to injury: 3.

### Career:

First round draft choice (first overall) of the Jets in 1981... The Canadian Major Junior Player of the Year and the QMJHL Player of the Year in 1981 while playing for Cornwall... Won the Calder Trophy in 1982... Had five assists in one period vs. Los Angeles on Mar. 6, 1984, an NHL record... Runner-up for the Hart Memorial Trophy and selected to the NHL Second All-Star team in 1985... Was a member of Team Canada in the 1987 and 1991 Canada Cup... Was voted team's Most Valuable Player and won Star of Stars Award in 1990-91... Has led his team in scoring in every year that he's played hockey... Is 27th in all-time scoring by a Sabre... Hat tricks: 13 (2 with Buffalo).

### 91-92 Milestones:

Played in his 800th NHL game on Oct. 18... Scored his 100th Sabre point on Oct. 27... Played in his 100th Sabre game on Nov. 27... Recorded his 100th Sabre assist on Jan. 23... Scored his 1,100th NHL point on Mar. 15.

### Personal:

He and his wife Crystal had a baby girl, Alexis, this summer and have a son named Eric. The Hawerchuks live in East Amherst... Likes to golf in the off-season.

### Playing Record

SEASON	CLUB	LEAGUE	REGULAR SEASON					PLAYOFFS				
			GP	G	A	PTS	PIM	GP	G	A	PTS	PIM
1979-80	Cornwall	QMJHL	72	37	66	103	21	18	20	25	45	0
1980-81	Cornwall	QMJHL	72	81	102	183	69	19	15	20	35	8
1981-82	Winnipeg	NHL	80	45	58	103	47	4	1	7	8	5
1982-83	Winnipeg	NHL	79	40	51	91	31	3	1	4	5	8
1983-84	Winnipeg	NHL	80	37	65	102	73	3	1	1	2	0
1984-85	Winnipeg	NHL	80	53	77	130	74	3	2	1	3	4
1985-86	Winnipeg	NHL	80	46	59	105	44	3	0	3	3	0
1986-87	Winnipeg	NHL	80	47	53	100	52	10	5	8	13	4
1987-88	Winnipeg	NHL	80	44	77	121	59	5	3	4	7	16
1988-89	Winnipeg	NHL	75	41	55	96	28	-	-	-	-	-
1989-90	Winnipeg	NHL	79	26	55	81	60	7	3	5	8	2
1990-91	Buffalo	NHL	80	31	58	89	32	6	2	4	6	10
1991-92	Buffalo	NHL	77	23	75	98	27	7	2	5	7	0
NHL TOTALS			870	433	683	1116	527	51	20	42	62	49
TOTALS AS A SABRE			150	54	133	187	59	13	4	9	13	10

# LAFONTAINE

**#16 Center**  
**Born:**  
 St. Louis, Missouri  
 February 22, 1965  
**Height:**  
 5'10"  
**Weight:**  
 177  
**Shoots:**  
 Right  
**Last Amateur Club:**  
 U.S. Olympic Team



**How Acquired:**

Came to the Sabres with Randy Wood, Randy Hillier and a future draft choice on Oct. 25, 1991 in a trade with N.Y. Islanders for Pierre Turgeon, Uwe Krupp, Benoit Hogue and Dave McLlwain.

**1991-92:**

Had a spectacular season despite missing five weeks with a broken jaw...Led the team in goals with 46 (fifth in NHL). That tied the sixth-highest seasonal total in Sabre history and set a team record for goals by a center...Was second on team in points with 93 (15th in NHL), the ninth-highest seasonal total in team history...His 23 power play goals were third in the NHL and second on Buffalo's one-season list...Led the team in plus/minus at +10...Had a goal in all seven playoff games - setting team record in the process - and led Sabres in playoff scoring...Co-winner of the NHL Pro Set Player of the Month Award for January...Sabres' Met Life Player of the Month for January and March... Selected as team's Most Valuable Player in vote by teammates...Won Star of Stars Award...Co-winner of the Frank Eddolls Memorial Award as team's most popular player...Multiple point games: 24...Games missed to injury: 14.

**Career:**

The Islanders' first round draft choice (3rd overall) in 1983...Has at least 40 goals in his last five seasons...Won the Dodge/NHL Performer of the Year Award in 1989-90... Played for Team USA in the 1991 Canada Cup...Is 48th on Sabres' all-time scoring list...Hat tricks: 11 (4 with Buffalo)...played for current Team USA coach Tim Taylor at the 1991 Canada Cup

**91-92 Milestones:**

Scored his 300th NHL goal Jan. 8...Scored his 600th NHL point Jan. 10... Recorded his 300th NHL assist on Jan. 23.

**Personal**


Pat and his wife, Marybeth, are expecting their second child. They have one daughter, Elizabeth...Works closely with the Leukemia Society and Arthritis foundation.

**Playing Record**

SEASON	CLUB	LEAGUE	REGULAR SEASON					PLAYOFFS				
			GP	G	A	PTS	PIM	GP	G	A	PTS	PIM
1982-83	Verdun.....	QMJHL	70	104	130	234	10	15	11	24	35	4
1983-84	U.S. National.....		58	56	55	111	22					
	U.S. Olympic.....		6	5	5	10	0					
	N.Y. Islanders.....	NHL	15	13	6	19	6	16	3	6	9	8
1984-85	N.Y. Islanders.....	NHL	67	19	35	54	32	9	1	2	3	4
1985-86	N.Y. Islanders.....	NHL	65	30	23	53	43	3	1	0	1	0
1986-87	N.Y. Islanders.....	NHL	60	38	32	70	70	14	5	7	12	10
1987-88	N.Y. Islanders.....	NHL	75	47	45	92	52	6	4	5	9	8
1988-89	N.Y. Islanders.....	NHL	79	45	43	88	26					
1989-90	N.Y. Islanders.....	NHL	74	54	51	105	38	2	0	1	1	0
1990-91	N.Y. Islanders.....	NHL	75	41	44	85	42					
1991-92	Buffalo.....	NHL	57	46	47	93	98	7	8	3	11	4
NHL TOTALS			587	287	326	439	407	57	22	24	46	34
TOTALS AS A SABRE			57	46	47	93	98	7	8	3	11	4

# GRANT

**#3 Defense**  
**Born:**  
 Winnipeg, Manitoba  
 November 19, 1961  
**Height:**  
 6'2"  
**Weight:**  
 195  
**Shoots:**  
 Left  
**Last Amateur Club:**  
 Fort Garry (Manitoba Tier II Jrs.)



**How Acquired:**

Came to the Sabres with Clint Malarchuk and a sixth round draft choice in 1991 (Brian Holzinger) on March 6, 1989 in a trade with Washington for Calle Johansson and a second round draft choice in 1989 (Byron Dafoe).

**1991-92:**

Third on the team among defensemen in scoring... Multiple point games: 3...Games Missed to Injury: 4.

**Career:**

Signed as a free agent with the New York Rangers on July 7, 1982...Buffalo is his fourth NHL team...Won the Bob Gassoff Trophy as the most improved defenseman in the CHL in 1984...Scored a point in his first NHL shift during the 1984-85 season...Won the Tim Horton Award as the team's unsung hero in 1990-91...Tied for the team lead in playoff goals and points in 1991.

**Personal:**

Grant and his wife, Liza, had their first child - Jacob - on May 11. The family spent the off-season in Winnipeg...His father, Hal, was a quarterback for Winnipeg and Saskatchewan in the Canadian Football League.

**Playing Record**

SEASON	CLUB	LEAGUE	REGULAR SEASON					PLAYOFFS				
			GP	G	A	PTS	PIM	GP	G	A	PTS	PIM
1980-81	Saskatoon.....	WHL	71	9	28	37	148					
1981-82	Fort Garry.....	MJHL	63	25	45	70	150					
1982-83	Tulsa.....	CHL	80	13	29	42	115					
1983-84	Tulsa.....	CHL	58	9	17	26	71	9	5	4	9	10
1984-85	N.Y. Rangers.....	NHL	42	8	12	20	63	3	0	2	2	4
	New Haven.....	AHL	36	6	20	26	18					
1985-86	N.Y. Rangers.....	NHL	27	2	9	11	20					
	Los Angeles.....	NHL	52	7	18	25	78					
1986-87	Los Angeles.....	NHL	67	14	23	37	93	5	0	0	0	10
1987-88	Los Angeles.....	NHL	23	1	7	8	52					
	New Haven.....	AHL	3	2	1	3	4					
	Washington.....	NHL	21	4	3	7	14	14	1	0	1	30
1988-89	Washington.....	NHL	61	3	11	14	43					
	Buffalo.....	NHL	13	1	5	6	8	5	1	2	3	2
1989-90	Buffalo.....	NHL	67	2	13	15	37					
1990-91	Buffalo.....	NHL	60	8	23	31	46	6	3	3	6	10
1991-92	Buffalo.....	NHL	50	5	16	21	45					
NHL TOTALS			483	55	140	195	489	33	5	7	12	56
TOTALS AS A SABRE			190	16	57	73	136	11	4	5	9	12

# WALARCHUK Clint

## #30 - Goaltender

**Born:**  
Grande Prairie, Alta.  
May 1, 1961  
**Height:**  
6'0"  
**Weight:**  
185  
**Catches:**  
Left

**Last Amateur Club:**  
Portland Winter Hawks



### How Acquired:

Came to the Sabres with Grant Ledyard and a sixth round draft choice in 1991 (Brian Holzinger) on March 6, 1989 in a trade with Washington for Calle Johansson and a second round draft choice in 1989 (Byron Dafoe).

### 1991-92:

Co-winner of the Frank Eddolls Memorial Award (most popular player)...Sabres' Met Life Player of the Month for October...Record as a Sabre was 10-13-3...Goals For Average: 3.81...Shots Against Average: 33.1...Games missed to injury: 27.

### Career:

Drafted by Quebec in the third round (74th overall) in the 1981 Entry Draft... Played in Rendez-Vous '87 in Quebec... Traded to Washington by Quebec on June 13, 1987... Won the team's Punch Imlach Memorial Award, given for leadership and dedication in 1990-91... His .903 save percentage in 1989-90 is tied for fourth on the Sabres all-time one-season list... Ranks ninth in Sabre history in minutes by a goalie and games played, ninth in wins, ninth in shutouts and eighth in winning percentage... Career record of 141-130-45 (39-39-16 with Sabres).

### 91-92 Milestones:

Played his 5,000th minute as a Sabre on Dec. 23...  
Played his 100th game as a Sabre on Feb. 11.

### Personal:

Clint has a wife, Sandy, and two children, Ryan and Kelli, and the family is expecting another child. He plays guitar and harmonica to relax.

### Playing Record

SEASON	CLUB	LEAGUE	REGULAR SEASON					PLAYOFFS				
			GP	MIN	GA	SO	AVG	GP	MIN	GA	SO	AVG
1979-80	Portland	WHL	37	1948	147	0	4.53	1	40	3	0	4.50
1980-81	Portland	WHL	38	2235	142	3	3.81	4	307	21	0	4.10
1981-82	Quebec	NHL	2	120	14	0	7.00	—	—	—	—	—
1982-83	Quebec	NHL	15	900	71	0	4.73	—	—	—	—	—
	Fredericton	AHL	25	1506	78	0	3.11	—	—	—	—	—
1983-84	Quebec	NHL	23	1215	80	0	3.95	1	0	0	0	0.00
	Fredericton	AHL	11	663	40	0	3.62	—	—	—	—	—
1984-85	Fredericton	AHL	56	3347	198	2	3.55	6	379	20	0	3.17
1985-86	Quebec	NHL	46	2657	142	4	3.21	3	143	11	0	4.62
1986-87	Quebec	NHL	54	3092	175	1	3.40	3	140	8	0	3.43
1987-88	Washington	NHL	54	2926	154	4	3.16	4	193	15	0	4.66
1988-89	Washington	NHL	42	2428	141	1	3.48	—	—	—	—	—
	Buffalo	NHL	7	326	13	1	2.39	1	59	5	0	5.08
1989-90	Buffalo	NHL	29	1596	89	0	3.35	—	—	—	—	—
1990-91	Buffalo	NHL	37	2131	119	1	3.35	4	246	17	0	4.15
1991-92	Buffalo	NHL	29	1639	102	0	3.73	—	—	—	—	—
	Rochester	AHL	2	120	3	1	1.50	—	—	—	—	—
NHL TOTALS			338	19029	1100	12	3.47	16	779	56	0	4.31
TOTALS AS A SABRE			102	5692	323	2	3.40	5	305	22	0	4.33

# WALARCHUK Brad

## #27 - Left Wing

**Born:**  
November 29, 1971  
Toronto, Ontario  
**Height:**  
6'0"  
**Weight:**  
200  
**Shoots:**  
Left

**Last Amateur Club:**  
Niagara Falls Thunder



### How Acquired:

First round draft choice (14th overall) of the Sabres in 1990

### 1991-92:

Justified his draft status by completing training camp and a full NHL season... Set a team record for most penalty minutes by a rookie. Brad's 309 total was third on the Sabres' all-time seasonal list... Finished in a tie for fourth among NHL rookies in game-winning goals... Scored a goal on his first NHL shot Oct. 4... Multiple point games: 2... Games missed to injury: 1.

### Career:

The OHL's Player of the Week, Nov. 26, 1990... Played for Team Canada in the 1991 World Junior Championships, scoring one goal in seven games... Named to the second all-star team of the OHL for 1989-90.

### 91-92 Milestone:

Scored his first Sabre/NHL goal on Oct. 4.

### Personal:

Brad is single and heads back to Ontario in the off-season.

### Playing Record

SEASON	CLUB	LEAGUE	REGULAR SEASON					PLAYOFFS				
			GP	G	A	PTS	PIM	GP	G	A	PTS	PIM
1988-89	Niagara Falls	OHL	65	8	14	22	304	—	—	—	—	—
1989-90	Niagara Falls	OHL	61	32	58	90	223	16	9	13	22	64
1990-91	Niagara Falls	OHL	34	37	32	69	93	14	11	14	25	53
1991-92	Buffalo	NHL	69	11	6	17	309	7	1	4	5	2
NHL TOTALS			69	11	6	17	309	7	1	4	5	2
TOTALS AS A SABRE			69	11	6	17	309	7	1	4	5	2

# ALEXANDER

## #89 - Right Wing


**Born:**  
Khabarovsk, U.S.S.R.  
February 18, 1969

**Height:**  
5'11"

**Weight:**  
187

**Shoots:**  
Left

**Last Amateur Club:**  
Central Red Army



### How Acquired:

Fifth round draft choice (89th overall) of the Sabres in 1988.

### 1991-92:

Continues to improve each season...Finished 24th in the NHL in scoring...  
Played in the NHL All-Star Game for the first time (he had a goal and an assist)...

Set career highs for goals, assists and points in a season...Sabres' Met  
Life Player of the Month for December...Scored a goal five seconds into the  
Dec. 21 game in Toronto, tying an NHL record...Multiple point games: 25...  
Games missed to injury: 3.

### Career:

Joined the Central Red Army club at age 17...Won a gold medal with the Soviet  
Union at the 1988 Olympics; he was the youngest Soviet hockey player ever to do  
so. (Alex had three goals and two assists in six games.)...Played for the Soviet  
Union at the World Championships in 1989...Played in the World Junior  
Championships for the Soviet Union in 1987, 1988 and 1989...Selected as the  
top forward at the 1988 World Junior Championships, and was a second team  
all-star at the 1989 competition...Arrived in America in May, 1989...His 28  
assists in 1989-90 is tied for the ninth-highest rookie total in team history...  
Is 26th in Sabre history in points...Career NHL hat tricks: 2.

### 91-92 Milestone:

Recorded his 100th Sabre/NHL assist on Mar. 19.

### Personal:

Single, Alex stays in Buffalo in the off-season...Grew up in Khabarovsk  
in the Soviet Union, which is in the eastern portion of the country.

### Playing Record

SEASON	CLUB	LEAGUE	REGULAR SEASON					PLAYOFFS				
			GP	G	A	PTS	PIM	GP	G	A	PTS	PIM
1986-87	Central Red Army		28	15	1	16	4	—	—	—	—	—
1987-88	Central Red Army		39	12	8	20	14	—	—	—	—	—
1988-89	Central Red Army		31	11	11	22	24	—	—	—	—	—
1989-90	Buffalo	NHL	65	15	28	43	16	4	0	1	1	2
1990-91	Buffalo	NHL	62	30	34	64	16	6	0	6	6	2
1991-92	Buffalo	NHL	67	39	45	84	73	2	0	2	2	0
NHL TOTALS			194	84	107	191	105	12	0	9	9	4
TOTALS AS A SABRE			194	84	107	191	105	12	0	9	9	4

# MOYER

## #24 - Defense


**Born:**  
Red Deer, Alberta  
August 23, 1963

**Height:**  
6'2"

**Weight:**  
207

**Shoots:**  
Right

**Last Amateur Club:**  
Lethbridge Broncos



### How Acquired:

Came to the Sabres on March 9, 1992 from the N.Y. Rangers for Jay Wells.

### 1991-92:

Sent to Binghamton by the Rangers for rehabilitation of an injury on  
Nov. 26, returning Dec. 1...Multiple point games: 2 (both with NYR)...  
Games missed to injury as a Sabre: 0.

### Career:

Quebec's first round draft choice (11th overall) in 1981...Was on the Western  
Hockey League's second all-star team in 1982...Played for Canada in the World  
Junior Championships in 1982...Played against the Sabres in playoff series in  
1984 and 1985...Traded by the Nordiques to the Rangers for Michel Petit on  
October 5, 1989...Led Ranger defensemen with a +13 in the 1990-91 season.

### 91-92 Milestone:

Scored his 200th NHL point Mar. 31 - which also was his first goal as a Sabre.

### Personal:

He and his wife Cathy have three children, Jonathan, Logan and McKenna...  
His brother Mike was a Sabre draft choice in 1980 and played in 127 games  
with Buffalo from 1980-81 to 1984-85...Says one of his hobbies is Harley  
Davidson motorbikes...Is a fan of the Los Angeles Dodgers.

### Playing Record

SEASON	CLUB	LEAGUE	REGULAR SEASON					PLAYOFFS				
			GP	G	A	PTS	PIM	GP	G	A	PTS	PIM
1980-81	Lethbridge	WHL	46	4	21	25	176	9	0	4	4	24
1981-82	Lethbridge	WHL	60	20	55	75	249	12	4	6	10	65
	Quebec	NHL	0	0	0	0	0	1	0	0	0	0
1982-83	Quebec	NHL	75	2	12	14	145	4	1	0	1	4
1983-84	Quebec	NHL	74	4	14	18	147	9	1	0	1	45
1984-85	Quebec	NHL	79	7	22	29	120	18	2	2	4	40
1985-86	Quebec	NHL	69	5	18	23	141	3	0	0	0	26
1986-87	Quebec	NHL	71	5	9	14	144	13	1	4	5	23
1987-88	Quebec	NHL	66	3	22	25	169	—	—	—	—	—
1988-89	Quebec	NHL	74	7	22	29	136	—	—	—	—	—
1989-90	N.Y. Rangers	NHL	60	1	12	13	139	10	1	6	7	32
1990-91	N.Y. Rangers	NHL	61	4	19	23	161	6	0	2	2	11
1991-92	N.Y. Rangers	NHL	43	2	7	9	78	—	—	—	—	—
	Binghamton	AHL	3	0	1	1	0	—	—	—	—	—
	Buffalo	NHL	13	1	2	3	59	7	0	0	0	8
NHL TOTALS			686	41	159	200	1430	71	6	14	20	189
TOTALS AS A SABRE			13	1	2	3	59	7	0	0	0	8

# PATERSON C o l i n

## #17 - Right Wing

### Born:

Rexdale, Ontario  
May 11, 1960

**Height:**  
6'2"

**Weight:**  
195

**Shoots:**  
Right

**Last Amateur Club:**  
Clarkson College



### How Acquired:

Came to the Sabres on Oct. 24, 1991 from Calgary for future considerations.

### 1991-92:

Rebounded from a knee injury that kept him on the sidelines for virtually all of the 1990-91 season...Added experience and leadership to the Sabre roster...First two goals as a Sabre were short-handed; he only had scored two short-handed goals in his career before 1991-92...Multiple point games: 1...Games missed to injury: 13.

### Career:

Signed with the Flames as a free agent on Mar. 24, 1983 out of Clarkson... Finished third in the voting for the Selke Trophy in 1988-89, thanks in part to a +44 rating...Has a Stanley Cup ring to his credit with the Flames in 1989... One of the Flames' all-time leaders in several categories.

### 91-92 Milestone:

Recorded his 100th NHL assist on Nov. 12.

### Personal:

Colin and his wife, Sherri, have two children, daughter Stephanie and a new son, Derek...Studied business at Clarkson...Played lacrosse in teen years and is a big fan of the Buffalo Bandits.

### Playing Record

SEASON	CLUB	LEAGUE	REGULAR SEASON					PLAYOFFS				
			GP	G	A	PTS	PIM	GP	G	A	PTS	PIM
1980-81	Clarkson	ECAC	34	20	31	51	8	—	—	—	—	—
1981-82	Clarkson	ECAC	34	21	31	52	32	—	—	—	—	—
1982-83	Clarkson	ECAC	31	23	29	52	30	—	—	—	—	—
	Colorado	CHL	7	1	1	2	0	3	0	0	0	15
1983-84	Calgary	NHL	56	13	14	27	15	11	1	1	2	6
	Colorado	CHL	6	2	3	5	9	—	—	—	—	—
1984-85	Calgary	NHL	57	22	21	43	5	4	0	0	0	5
1985-86	Calgary	NHL	61	14	13	27	22	19	6	3	9	10
1986-87	Calgary	NHL	68	13	13	26	41	6	0	2	2	2
1987-88	Calgary	NHL	39	7	11	18	28	9	1	0	1	8
1988-89	Calgary	NHL	74	14	24	38	56	22	3	10	13	24
1989-90	Calgary	NHL	61	5	3	8	20	—	—	—	—	—
1990-91	Calgary	NHL	0	0	0	0	0	1	0	0	0	0
1991-92	Buffalo	NHL	52	4	8	12	30	5	1	0	1	0
NHL TOTALS			468	92	107	199	217	77	12	16	28	55
TOTALS AS A SABRE			52	4	8	12	30	5	1	0	1	0

# PRESTON W a y n e

## #18 - Right Wing

### Born:


Detroit, Michigan  
March 23, 1965

**Height:**  
5'11"

**Weight:**  
180

**Shoots:**  
Right

**Last Amateur Club:**  
Sault St. Marie Greyhounds



### How Acquired:

Came to the Sabres on March 9, 1992 in a trade with San Jose for Dave Snuggerd.

### 1991-92:

Saw regular duty upon arriving in Buffalo shortly before the trading deadline... Was second on the team in goals and third in scoring in the playoffs... Multiple point games: 2...Games missed to injury: 0.

### Career:

Chicago's second round choice (39th overall) in 1983...Named to first all-star team of Ontario Hockey League in 1984...First American-born player to score 30 goals for Chicago (1986-87)...Had three short-handed goals during the 1989 playoffs...Traded by Chicago to San Jose on Sept. 20, 1991 for a third round draft choice in 1993...Hat tricks: 1.

### 91-92 Milestones:

Scored his 100th NHL goal Jan. 8 at Calgary... Had his 200th NHL point on Dec. 3 vs. Los Angeles.

### Personal:

Wayne and his wife Susie have two children, Michael and Abby Kate...Spent some of the summer with his family on his new boat...Is a fan of the Detroit Tigers.

### Playing Record

SEASON	CLUB	LEAGUE	REGULAR SEASON					PLAYOFFS				
			GP	G	A	PTS	PIM	GP	G	A	PTS	PIM
1982-83	Kitchener	OHL	70	39	48	87	99	12	1	4	5	9
1983-84	Kitchener	OHL	70	63	76	139	156	16	12	16	28	38
1984-85	Chicago	NHL	3	0	1	1	0	—	—	—	—	—
	Kitchener	OHL	31	25	21	46	77	—	—	—	—	—
	S.S. Marie	OHL	11	5	9	14	14	16	13	9	22	13
1985-86	Chicago	NHL	38	7	8	15	38	3	0	0	0	0
	Nova Scotia	AHL	29	6	9	15	22	—	—	—	—	—
1986-87	Chicago	NHL	80	32	29	61	114	4	1	0	1	9
1987-88	Chicago	NHL	42	12	10	22	52	5	0	0	0	4
1988-89	Chicago	NHL	72	21	19	40	100	14	7	5	12	18
1989-90	Chicago	NHL	49	6	7	13	69	19	9	6	15	29
1990-91	Chicago	NHL	71	15	19	34	122	6	0	1	1	38
1991-92	San Jose	NHL	47	8	14	22	76	—	—	—	—	—
	Buffalo	NHL	12	2	2	4	57	7	3	3	6	14
NHL TOTALS			414	103	109	212	628	58	20	15	35	112
TOTALS AS A SABRE			12	2	2	4	57	7	3	3	6	14

# PUPA D A R E N

## #31 - Goaltender


**Born:**  
Kirkland Lake, Ont.  
March 23, 1965

**Height:**  
6'3"

**Weight:**  
205

**Catches:**  
Right

**Last Amateur Club:**  
Rensselaer Polytechnic Institute



### How Acquired:

Fourth round draft choice (74th overall) of the Sabres in 1983.

### 1991-92:

Led the Sabre goalies in games played, minutes played and wins... Stopped an Ulf Dahlen penalty shot on Mar. 17...Record was 11-14-4...Goals For Average: 3.45...Shots Against Average: 31.8...Sabre games missed to injury: 18.

### Career:

The second team NHL All-Star goalie and runner-up in the voting for the Vezina Trophy in 1989-90...Shared Wayne Larkin Memorial Trophy with Pierre Turgeon as the team's Most Valuable Player in 1989-90...Played in the 1990 NHL All-Star Game...Had two assists on Jan. 14, 1991; it was the first time a Sabre goalie ever scored two points in a game...Is fifth in Sabre history in games played, minutes, shutouts and winning percentage and is fourth in wins...Played in 56 games in 1989-90, the fifth-highest one-season total in team history. His 31 wins that season rank in a tie for second in Sabre history...Led R.P.I. to the national championship in 1985, going 31-1...First goalie in ECAC history to win 30 games in a season...Had a great beginning to his Sabre career, picking up a shutout against the Oilers in Edmonton on November 1, 1985 in his first NHL start...Was an AHL first team all-star in 1986-87...Career record of 85-63-24.

### 91-92 Milestones:

Played his 10,000th Sabre/NHL minute on Feb. 14.

### Personal:

He and his wife Meg live in Getzville year-round.

### Playing Record

SEASON	CLUB	LEAGUE	REGULAR SEASON					PLAYOFFS					
			GP	MIN	GA	SO	AVG	GP	MIN	GA	SO	AVG	
1983-84	R.P.I.	ECAC	32	—	—	—	2.94	—	—	—	—	—	—
1984-85	R.P.I.	ECAC	32	1830	78	0	2.56	—	—	—	—	—	—
1985-86	Buffalo	NHL	7	401	21	1	3.14	—	—	—	—	—	—
	Rochester	AHL	20	1092	79	0	4.34	—	—	—	—	—	—
1986-87	Buffalo	NHL	3	185	13	0	4.22	—	—	—	—	—	—
	Rochester	AHL	57	3129	146	1	2.80	16	890	48	1	3.24	—
1987-88	Buffalo	NHL	17	874	61	0	4.19	3	142	11	0	4.65	—
	Rochester	AHL	26	1415	65	2	2.76	2	108	5	0	2.76	—
1988-89	Buffalo	NHL	37	1908	107	1	3.36	—	—	—	—	—	—
1989-90	Buffalo	NHL	56	3241	156	1	2.89	6	370	15	0	2.43	—
1990-91	Buffalo	NHL	38	2092	118	2	3.38	2	81	10	0	7.41	—
1991-92	Buffalo	NHL	33	1757	114	0	3.89	—	—	—	—	—	—
	Rochester	AHL	2	119	9	0	4.54	—	—	—	—	—	—
NHL TOTALS			191	10458	590	5	3.38	11	593	36	0	3.64	—
TOTALS AS A SABRE			191	10458	590	5	3.38	11	593	36	0	3.64	—

# RAMSEY M I K E

## #5 - Defense


**Born:**  
Minneapolis, Minnesota  
December 3, 1960

**Height:**  
6'3"

**Weight:**  
195

**Shoots:**  
Left

**Last Amateur Club:**  
U.S. Olympic Team



### How Acquired:

First round draft choice (11th overall) of the Sabres in 1979.

### 1991-92:

Won his third Punch Imlach Award (1988 and 1990 were the others) for leadership and dedication...Second on the team in plus/minus at +8... Multiple point games: 2...Games missed to injury: 13.

### Career:

Played on the U.S. Olympic team which won the gold medal at Lake Placid in 1980...Had two assists and eight penalty minutes in seven Olympic games... Joined the Sabres shortly after the Games...Played in the NHL All-Star Game in 1986, 1985, 1983 and 1982, and for the NHL against the Soviet Union at Rendez-Vous '87 in Quebec...Played for Team USA in the Canada Cup series in 1984... Won the Wayne Larkin Memorial Award (team's Most Valuable Player) for the 1986-87 season...Is third in games played, ninth in assists and fifth in penalty minutes in Sabre history...Is the team's 14th all-time leading scorer...Is fifth in career playoff games, seventh in assists, tenth in points and second in penalty minutes in Sabre history...Has been captain of the team since Jan. 29, 1991.

### Personal:

He and wife Jill spend their summers in Minnesota... Likes golfing, playing softball and fishing.


### Playing Record

SEASON	CLUB	LEAGUE	REGULAR SEASON					PLAYOFFS				
			GP	G	A	PTS	PIM	GP	G	A	PTS	PIM
1978-79	U. Minnesota	WCHA	26	6	11	17	30	—	—	—	—	—
1979-80	U.S. Olympic		83	11	24	35	63	—	—	—	—	—
	Buffalo	NHL	13	1	6	7	6	13	1	2	3	12
1980-81	Buffalo	NHL	72	3	14	17	56	8	0	3	3	20
1981-82	Buffalo	NHL	80	7	23	30	56	4	1	1	2	14
1982-83	Buffalo	NHL	77	8	30	38	55	10	4	4	8	15
1983-84	Buffalo	NHL	72	9	22	31	82	3	0	1	1	6
1984-85	Buffalo	NHL	79	8	22	30	102	5	0	1	1	23
1985-86	Buffalo	NHL	76	7	21	28	117	—	—	—	—	—
1986-87	Buffalo	NHL	80	8	31	39	109	—	—	—	—	—
1987-88	Buffalo	NHL	63	5	16	21	77	6	0	3	3	29
1988-89	Buffalo	NHL	56	2	14	16	84	5	1	0	1	11
1989-90	Buffalo	NHL	73	4	21	25	47	6	0	1	1	8
1990-91	Buffalo	NHL	71	6	14	20	46	5	1	0	1	12
1991-92	Buffalo	NHL	66	3	14	17	67	7	0	2	2	8
NHL TOTALS			878	71	248	319	904	72	8	18	26	158
TOTALS AS A SABRE			878	71	248	319	904	72	8	18	26	158

# Rob

## #32 - Left Wing

**Born:**  
Belleville, Ontario  
June 8, 1968  
**Height:**  
6'0"  
**Weight:**  
203  
**Shoots:**  
Left  
**Last Amateur Club:**  
Cornwall Royals



### How Acquired:

Fifth round draft choice (97th overall) of the Sabres in 1988.

### 1991-92:

His penalty minute total of 354 set a team record (breaking his own mark set in 1990-91) and was the second-highest in the NHL...His 35 penalty minutes on Mar. 31 were a season-high for a Sabre...Games missed to injury: 0.

### Career:

Scored a goal on his first NHL shot and added an assist in an Oct. 21, 1989 game in Pittsburgh...Is in eighth place on the Sabres' all-time list in penalty minutes...His 99 penalty minutes in 1989-90 is the ninth-highest one-season total by any Sabre rookie...His total of 446 penalty minutes for the Americans in 1988-89 is a Rochester club record...Led the NHL in penalty minutes in 1990-91.

### 91-92 Milestone:

Played in his 100th Sabre/NHL game on Oct. 18.

### Personal:

Single...Rob spent the off-season working in Sterling, Ontario as well as fishing in his free time.

### Playing Record

SEASON	CLUB	LEAGUE	REGULAR SEASON					PLAYOFFS				
			GP	G	A	PTS	PIM	GP	G	A	PTS	PIM
1984-85	Whitby	OPJHL	35	5	10	15	318	—	—	—	—	—
1985-86	Cornwall	OHL	53	6	13	19	253	6	0	0	0	26
1986-87	Cornwall	OHL	46	17	20	37	158	5	1	1	2	16
1987-88	Cornwall	OHL	61	11	41	52	179	11	2	3	5	33
1988-89	Rochester	AHL	74	11	18	29	446	—	—	—	—	—
1989-90	Buffalo	NHL	27	2	1	3	99	—	—	—	—	—
	Rochester	AHL	43	2	13	15	335	17	1	3	4	115
1990-91	Buffalo	NHL	66	8	8	16	348	6	1	1	2	56
	Rochester	AHL	8	1	1	2	15	—	—	—	—	—
1991-92	Buffalo	NHL	63	5	3	8	354	7	0	0	0	2
NHL TOTALS			156	15	12	27	801	13	1	1	2	58
TOTALS AS A SABRE			156	15	12	27	801	13	1	1	2	58

# Ken

## #41 - Defense

**Born:**  
Edmonton, Alberta  
May 11, 1969  
**Height:**  
6'0"  
**Weight:**  
198  
**Shoots:**  
Left  
**Last Amateur Club:**  
Saskatoon Blades



### How Acquired:

Fifth round draft choice (98th overall) of the Sabres in 1989.

### 1991-92:

13 of his 20 points came on the road...Multiple point games: 5... Games missed to injury: 6.

### Career:

Spent almost two full years in Rochester after turning pro...Had the first two goals of his NHL career on the same night - Mar. 6, 1991.

### Personal:

Ken is single and headed back to Edmonton in the off-season...is related to Calgary Flames' trainer Jim "Bearcat" Murray...golfs during the summer.

### Playing Record

SEASON	CLUB	LEAGUE	REGULAR SEASON					PLAYOFFS				
			GP	G	A	PTS	PIM	GP	G	A	PTS	PIM
1987-88	Calgary	AJHL	53	13	43	56	228	—	—	—	—	—
1988-89	Saskatoon	WHL	71	22	31	53	104	8	2	5	7	12
1989-90	Rochester	AHL	57	5	14	19	83	11	1	6	7	15
1990-91	Rochester	AHL	62	7	24	31	65	3	1	1	2	14
	Buffalo	NHL	15	3	6	9	13	6	0	1	1	2
1991-92	Buffalo	NHL	64	2	18	20	71	7	0	2	2	4
NHL TOTALS			79	5	24	29	84	13	0	3	3	6
TOTALS AS A SABRE			79	5	24	29	84	13	0	3	3	6



# SVORODA Petr

## #7 - Defense

### Born:

Most, Czechoslovakia  
February 14, 1966

### Height:

6'1"

### Weight:


175

### Shoots:

Left

### Last Amateur Club:

Czechoslovakian National Junior Team



### How Acquired:

Came to the Sabres on March 10, 1992 from Montreal in exchange for Kevin Haller.

### 1991-92:

Led the team's defensemen in scoring during the playoffs, and had a short-handed goal...One of the best skaters on the team...Multiple point games as a Sabre: 2...Games missed to injury as a Sabre: 0.

### Career:

Montreal's first draft choice (5th overall) in 1984...Left the Czechoslovakian Junior National Team when it was in West Germany and took a bus to an aunt's house in Munich...Arrived in Montreal on the day of the Entry Draft...Played in his first NHL game Oct. 11, 1984 in Buffalo...Was on a Stanley Cup champion in 1985-86.

### 91-92 Milestone:

Played in his 500th NHL game on Nov. 21.

### Personal:

He and his wife, Valerie, have two daughters - Sarah and Jessica.

### Playing Record

SEASON	CLUB	LEAGUE	REGULAR SEASON					PLAYOFFS				
			GP	G	A	PTS	PIM	GP	G	A	PTS	PIM
1983-84	Czech Jrs		40	15	21	36	14	—	—	—	—	—
1984-85	Montreal	NHL	73	4	27	31	65	7	1	1	2	12
1985-86	Montreal	NHL	73	1	18	19	93	8	0	0	0	21
1986-87	Montreal	NHL	70	5	17	22	63	14	0	5	5	10
1987-88	Montreal	NHL	69	7	22	29	140	10	0	5	5	12
1988-89	Montreal	NHL	71	8	37	45	147	21	1	11	12	16
1989-90	Montreal	NHL	60	5	31	36	98	10	0	5	5	7
1990-91	Montreal	NHL	60	4	22	26	52	2	0	1	1	2
1991-92	Montreal	NHL	58	5	16	21	94	—	—	—	—	—
	Buffalo	NHL	13	1	6	7	52	7	1	4	5	6
NHL TOTALS			547	40	196	236	813	79	3	32	35	86
TOTALS AS A SABRE			13	1	6	7	52	7	1	4	5	6

# WOOD R a n d y

## #15 - Left Wing

### Born:

Princeton, New Jersey  
October 12, 1963

### Height:

6'0"

### Weight:


195

### Shoots:

Left

### Last Amateur Club:

Yale University



### How Acquired:

Came to the Sabres with Pat LaFontaine, Randy Hillier and a future draft choice on October 25, 1991 in a trade with N.Y. Islanders for Pierre Turgeon, Uwe Krupp, Benoit Hogue and Dave McLlwain.

### 1991-92:

An important part of the deal with the Islanders, Randy fit in quite nicely with the Sabres...Won the Tim Horton Memorial Award as the team's unsung hero...Played mostly left wing, but did see some action on the right side at times...Scored 15 of his goals in 35 games at the Aud... Multiple point games: 5...Games missed to injury: 0.

### Career:

Signed as a free agent by the Islanders on September 6, 1986...Finished his collegiate career as Yale's second all-time leading scorer (behind Bob Brooke)... Has scored 20 or more goals in four of his five full seasons in the NHL... Has played some center in his career...played under current USA hockey coach Tim Taylor at Yale and 1991 Canada Cup

### 91-92 Milestone:

Scored his 100th NHL goal on Jan. 26.


### Personal:

Single...Randy spent the off-season working in a real estate development and investment firm...He and President Bush attended both Phillips Academy in Andover, Mass. and Yale, and he has met the President twice...His cousin Christopher captained the 1980 and 1984 Olympic crew teams.

### Playing Record

SEASON	CLUB	LEAGUE	REGULAR SEASON					PLAYOFFS				
			GP	G	A	PTS	PIM	GP	G	A	PTS	PIM
1982-83	Yale	ECAC	26	5	14	19	10	—	—	—	—	
1983-84	Yale	ECAC	18	7	7	14	10	—	—	—	—	
1984-85	Yale	ECAC	32	25	28	53	23	—	—	—	—	
1985-86	Yale	ECAC	31	25	30	55	26	—	—	—	—	
1986-87	N.Y. Islanders	NHL	6	1	0	1	4	13	1	3	4	14
	Springfield	AHL	75	23	24	47	57	—	—	—	—	
1987-88	N.Y. Islanders	NHL	75	22	16	38	80	5	1	0	1	6
	Springfield	AHL	1	0	1	1	0	—	—	—	—	
1988-89	N.Y. Islanders	NHL	77	15	13	28	44	—	—	—	—	
	Springfield	AHL	1	1	1	2	0	—	—	—	—	
1989-90	N.Y. Islanders	NHL	74	24	24	48	39	5	1	1	2	4
1990-91	N.Y. Islanders	NHL	76	24	18	42	45	—	—	—	—	
1991-92	N.Y. Islanders	NHL	8	2	2	4	21	—	—	—	—	
	Buffalo	NHL	70	20	16	36	65	7	2	1	3	6
NHL TOTALS			386	108	89	197	298	30	5	6	10	30
TOTALS AS A SABRE			70	20	16	36	65	7	2	1	3	6

# P e t e r AMBROZIAK



## Left Wing

**Born:** Toronto, Ontario - September 15, 1971  
**Height:** 6'0"  
**Weight:** 206  
**Shoots:** Left  
**Last Amateur Club:** Ottawa 67's


## How Acquired:

Fourth round draft choice (72nd overall) of the Sabres in 1991.

## Playing Record

YEAR	TEAM	LEAGUE	REGULAR SEASON					PLAYOFFS				
			GP	G	A	PTS	PIM	GP	G	A	PTS	PIM
1988-89	Ottawa	OHL	50	8	15	23	11	12	1	2	3	2
1989-90	Ottawa	OHL	60	13	19	32	37	4	0	0	0	2
1990-91	Ottawa	OHL	62	30	32	62	56	17	15	9	24	24
1991-92	Rochester	AHL	2	0	1	1	0	-	-	-	-	-
	Ottawa	OHL	49	32	49	81	50	11	3	7	10	33

# P h i l i p p e BOUCHER



## Defense

**Born:** March 24, 1973 - St. Apollinaire, Quebec  
**Height:** 6'3"  
**Weight:** 188  
**Shoots:** Right  
**Last Amateur Club:** Granby Bisons

## How Acquired:

First round draft choice (13th overall) of the Sabres in 1991.


## Career:

Considered one of the best offensive talents among defensemen in the 1991 draft...Has an excellent shot from the point...Has a playing style resembling that of Al MacInnis of the Flames... Won the Rookie of the Year Award for all of Canadian junior hockey in 1990-91...Finished second to Eric Lindros in voting for the CHL Top Draft Prospect Award...Second team all-star in the Quebec Hockey League...Only rookie to play in the OHL/QHL All-Star Game...Won the Michael Bossy Trophy as the top rookie prospect in the QHL.

## Playing Record

YEAR	TEAM	LEAGUE	REGULAR SEASON					PLAYOFFS				
			GP	G	A	PTS	PIM	GP	G	A	PTS	PIM
1989-90	Ste. Foy	AAA	33	18	47	65	64	-	-	-	-	-
1990-91	Granby	QHL	69	21	46	67	92	-	-	-	-	-
1991-92	Laval	QHL	57	25	45	70	48	-	-	-	-	-

# G r e g BROWN



## Defense

**Born:** Hartford, Conn. - March 7, 1968  
**Height:** 6'0"  
**Weight:** 185  
**Shoots:** Right  
**Last Amateur Club:** Boston College

## How Acquired:

Second round draft choice (26th overall) of the Sabres in 1986.

## Career:

Spent most of his season in Rochester, with time out for participation on the U.S. Olympic team in France...Led the Amerks' defensemen in scoring...Was one of the top players in college hockey during his time at Boston College...Named the U.S.A. Hockey Athlete of the Year for 1990...Captained the Eagles to the 1990 Hockey East championship and a trip to the Final Four...First-team All-American in 1988-89 and 1989-90 and a runner-up in 1990 for the Hobey Baker Trophy... Named Hockey East player of the year in 1988-89...Played for Team USA at the 1989 and 1990 World Championships...Played for the American team at the 1988 Winter Olympics in Calgary (four assists in six games). He was the youngest player on the team...Played on the 1986 and 1987 U.S. teams at the World Junior Championships...Hockey East rookie of the year in 1986-87.


## Playing Record

YEAR	TEAM	LEAGUE	REGULAR SEASON					PLAYOFFS				
			GP	G	A	PTS	PIM	GP	G	A	PTS	PIM
1986-87	Boston College	H.E.	37	10	27	37	22	-	-	-	-	-
1987-88	U.S. Olympic		53	6	29	35	22	-	-	-	-	-
1988-89	Boston College	H.E.	40	9	34	43	24	-	-	-	-	-
1989-90	Boston College	H.E.	41	5	35	40	42	-	-	-	-	-
1990-91	Buffalo	NHL	39	1	2	3	35	-	-	-	-	-
	Rochester	AHL	31	6	17	23	16	14	1	4	5	8
1991-92	Rochester	AHL	56	8	30	38	25	15	1	5	6	4
	U.S. Olympic		15	0	0	0	7	-	-	-	-	-
NHL TOTALS			39	1	2	3	35	0	0	0	0	0
TOTALS AS A SABRE			39	1	2	3	35	0	0	0	0	0

## Sabre Fact

The members of the Buffalo Sabres' Hall of Fame are Gilbert Perreault, Richard Martin, Rene Robert, George "Punch" Imlach, Fred Hunt, Frank Christle, Tim Horton, Roger Crozier, Don Luce, Craig Ramsay and David Forman.

# Peter CIAVAGLIA



## Center

**Born:** Albany, New York - July 15, 1969  
**Height:** 5'10"  
**Weight:** 175  
**Shoots:** Left  
**Last Amateur Club:** Harvard University

### How Acquired:

Signed as a free agent in August, 1991.


### Career:

Became the first Western New York native ever to play with the Sabres when he suited up for two games in 1991-92...Had an outstanding season in Rochester, leading the team in assists and points...Won team awards as Most Valuable Player, Rookie of the Year and for sportsmanship...Set Amerk records for assists and points in a season by a rookie...Played his high school hockey at Nichols in Buffalo...Spent four seasons at Harvard, where he helped the team win a national championship in 1989...Led the ECAC in scoring in 1990-91...Finalist for the Hobey Baker Trophy in 1991...Drafted by Calgary but did not sign with the Flames.

### Playing Record

YEAR	TEAM	LEAGUE	REGULAR SEASON					PLAYOFFS				
			GP	G	A	PTS	PIM	GP	G	A	PTS	PIM
1987-88	Harvard.....	ECAC	30	10	23	33	16	—	—	—	—	—
1988-89	Harvard.....	ECAC	34	15	48	63	36	—	—	—	—	—
1989-90	Harvard.....	ECAC	28	17	18	35	22	—	—	—	—	—
1990-91	Harvard.....	ECAC	27	24	38	62	2	—	—	—	—	—
1991-92	Buffalo.....	NHL	2	0	0	0	0	—	—	—	—	—
	Rochester.....	AHL	77	37	61	98	16	6	2	5	7	6
NHL TOTALS			2	0	0	0	0	0	0	0	0	0
TOTALS AS A SABRE			2	0	0	0	0	0	0	0	0	0

# Jason DAWE



## Left Wing

**Born:** May 29, 1973 - Scarborough, Ontario  
**Height:** 5'10"  
**Weight:** 195  
**Shoots:** Left  
**Last Amateur Club:** Peterborough Petes


### How Acquired:

Second round draft choice (35th overall) of the Sabres in 1991.

### Playing Record

YEAR	TEAM	LEAGUE	REGULAR SEASON					PLAYOFFS				
			GP	G	A	PTS	PIM	GP	G	A	PTS	PIM
1989-90	Peterborough.....	OHL	50	15	18	33	19	12	4	7	11	4
1990-91	Peterborough.....	OHL	66	43	27	70	43	4	3	1	4	0
1991-92	Peterborough.....	OHL	66	53	65	108	55	—	—	—	—	—

# David DIVITA



## Defense

**Born:** St. Clair Shores, Michigan - February 3, 1969  
**Height:** 6'2"  
**Weight:** 195  
**Shoots:** Left  
**Last Amateur Club:** Lake Superior State


### How Acquired:

Sixth round draft choice (106th overall) of the Sabres in 1988

### Playing Record

YEAR	TEAM	LEAGUE	REGULAR SEASON					PLAYOFFS				
			GP	G	A	PTS	PIM	GP	G	A	PTS	PIM
1987-88	Lake Superior St.....	CCHA	26	1	0	1	20	—	—	—	—	—
1988-89	Lake Superior St.....	CCHA	25	1	4	5	28	—	—	—	—	—
1989-90	Lake Superior St.....	CCHA	46	4	12	16	48	—	—	—	—	—
1990-91	Lake Superior St.....	CCHA	36	2	4	6	56	—	—	—	—	—
1991-92	Rochester.....	AHL	25	1	2	3	59	—	—	—	—	—
	Erie.....	ECHL	21	2	10	12	46	4	0	0	0	7

# Dan FRAWLEY



## Right Wing

**Born:** Sturgeon Falls, Ontario - June 2, 1962  
**Height:** 6'1"  
**Weight:** 195  
**Shoots:** Right  
**Last Amateur Club:** Cornwall Royals


### How Acquired:

Signed as a free agent in September, 1990.

### Playing Record

YEAR	TEAM	LEAGUE	REGULAR SEASON					PLAYOFFS				
			GP	G	A	PTS	PIM	GP	G	A	PTS	PIM
1979-80	Sudbury.....	OHA	63	21	26	47	67	8	0	1	1	2
1980-81	Cornwall.....	QMJHL	28	10	14	28	76	18	5	12	17	37
1981-82	Cornwall.....	OHL	64	27	50	77	239	5	3	8	11	19
1982-83	Springfield.....	AHL	80	30	27	57	107	—	—	—	—	—
1983-84	Chicago.....	NHL	3	0	0	0	0	—	—	—	—	—
	Springfield.....	AHL	69	22	34	56	137	4	0	1	1	12
1984-85	Chicago.....	NHL	30	4	3	7	64	1	0	0	0	0
	Milwaukee.....	IHL	26	11	12	23	125	—	—	—	—	—
1985-86	Pittsburgh.....	NHL	69	10	11	21	174	—	—	—	—	—
1986-87	Pittsburgh.....	NHL	78	14	14	28	218	—	—	—	—	—
1987-88	Pittsburgh.....	NHL	47	6	8	14	152	—	—	—	—	—
1988-89	Pittsburgh.....	NHL	46	3	4	7	66	—	—	—	—	—
	Muskegon.....	IHL	24	12	16	28	35	14	6	4	10	31
1989-90	Muskegon.....	IHL	82	31	47	78	165	15	9	12	21	51
1990-91	Rochester.....	AHL	74	15	31	46	152	14	4	7	11	34
1991-92	Rochester.....	AHL	78	28	23	51	208	16	7	5	12	35
NHL TOTALS			273	37	40	77	674	1	0	0	0	0

# Jody GAGE



## Right Wing

**Born:** Toronto, Ontario - November 29, 1959  
**Height:** 6'0"  
**Weight:** 190  
**Shoots:** Right  
**Last Amateur Club:** Kitchener Rangers

## How Acquired:

Signed as a free agent by the Sabres on July 31, 1985.

## Career:

Had his third straight 40 goal season for the Amerks, and led the team in goals...Became Rochester's all-time leading scorer along the way, passing Dick Gamble...Needs only 14 goals to become the Americans' all-time leader in that category...Voted the team's most popular player...Named to the AHL's All-Time Team in a 1992 vote of the media...Ranks third on the AHL's all-time goal scoring list...In 1987-88 he was named the AHL's Most Valuable Player and was a first team All-Star at right wing...Came within one goal of breaking Paul Gardner's AHL record for goals in that season...Helped Rochester win the Calder Cup in 1986-87...Tied an AHL record in 1986-87 for most playoff goals (14)...Was drafted by Detroit in the third round (45th overall) in 1979...Spent six seasons with the Red Wings' organization...Set several club records while at Adirondack, and helped that club win a Calder Cup in 1980-81...Sabre games missed to injury: 2.

## Playing Record

YEAR	TEAM	LEAGUE	REGULAR SEASON					PLAYOFFS							
			GP	G	A	PTS	PIM	GP	G	A	PTS	PIM			
1977-78	Hamilton	OHA	32	15	18	33	19	-	-	-	-	-	-	-	-
	Kitchener	OHA	36	17	27	44	21	9	4	3	7	4	-	-	-
1978-79	Kitchener	OHA	58	46	43	89	40	10	1	2	3	6	-	-	-
1979-80	Adirondack	AHL	63	25	21	46	15	5	2	1	3	0	-	-	-
1980-81	Detroit	NHL	16	2	2	4	22	-	-	-	-	-	-	-	-
	Adirondack	AHL	59	17	31	48	44	17	9	6	15	12	-	-	-
1981-82	Adirondack	AHL	47	21	20	41	21	-	-	-	-	-	-	-	-
	Detroit	NHL	31	9	10	19	2	-	-	-	-	-	-	-	-
1982-83	Adirondack	AHL	65	23	30	53	33	6	1	5	6	8	-	-	-
1983-84	Detroit	NHL	3	0	0	0	0	-	-	-	-	-	-	-	-
	Adirondack	AHL	73	40	32	72	32	6	3	4	7	2	-	-	-
1984-85	Adirondack	AHL	78	27	33	60	55	-	-	-	-	-	-	-	-
1985-86	Buffalo	NHL	7	3	2	5	0	-	-	-	-	-	-	-	-
	Rochester	AHL	73	42	57	99	54	-	-	-	-	-	-	-	-
1986-87	Rochester	AHL	70	26	39	65	60	17	14	5	19	24	-	-	-
1987-88	Rochester	AHL	76	60	44	104	46	5	2	5	7	10	-	-	-
	Buffalo	NHL	2	0	0	0	0	-	-	-	-	-	-	-	-
1988-89	Rochester	AHL	65	31	38	69	50	-	-	-	-	-	-	-	-
1989-90	Rochester	AHL	75	45	38	83	42	17	4	6	10	12	-	-	-
1990-91	Rochester	AHL	73	42	43	85	36	15	6	10	16	14	-	-	-
1991-92	Rochester	AHL	67	40	40	80	54	16	5	9	14	10	-	-	-
	Buffalo	NHL	9	0	1	1	2	-	-	-	-	-	-	-	-
NHL TOTALS			68	14	15	29	26	0	0	0	0	0	-	-	-
TOTALS AS A SABRE			18	3	3	6	2	0	0	0	0	0	-	-	-

# Bill HOULDER



## Defense

**Born:** Thunder Bay, Ontario - March 11, 1967  
**Height:** 6'3"  
**Weight:** 218  
**Shoots:** Left  
**Last Amateur Club:** North Bay

## How Acquired:

Came to the Sabres on September 30, 1990 from Washington for Shawn Anderson.

## Career:

Spent most of the season in Rochester, although he played well in a brief recall to Buffalo... Was named to the first team AHL all-star team, and finished second in voting for top AHL defenseman (Eddie Shore Award) in 1990-91...Selected by Washington in the fourth round (82nd overall) in 1985...Scored his first NHL goal against the Sabres on Jan. 23, 1988... Named to the OHL Third All-Star Team in 1986-87...Played on the same junior team as Nick Kypreos, Darren Turcotte and Dave McLlwain...Sabre Game Missed to Injury: 0.

## Playing Record

YEAR	TEAM	LEAGUE	REGULAR SEASON					PLAYOFFS				
			GP	G	A	PTS	PIM	GP	G	A	PTS	PIM
1984-85	North Bay	OHL	66	4	20	24	37	8	0	0	0	2
1985-86	North Bay	OHL	59	5	30	35	97	10	1	6	7	12
1986-87	North Bay	OHL	62	17	51	68	68	22	4	19	23	20
1987-88	Washington	NHL	30	1	2	3	10	-	-	-	-	-
	Fort Wayne	IHL	43	10	14	24	32	-	-	-	-	-
1988-89	Washington	NHL	8	0	3	3	4	-	-	-	-	-
	Baltimore	AHL	65	10	36	46	50	-	-	-	-	-
1989-90	Washington	NHL	41	1	11	12	28	-	-	-	-	-
	Baltimore	AHL	26	3	7	10	12	7	0	2	2	2
1990-91	Buffalo	NHL	7	0	2	2	4	-	-	-	-	-
	Rochester	AHL	69	13	53	66	28	15	5	13	18	4
1991-92	Rochester	AHL	42	8	26	34	16	16	5	6	11	4
	Buffalo	NHL	10	1	0	1	8	-	-	-	-	-
NHL TOTALS			89	3	16	19	50	0	0	0	0	0
TOTALS AS A SABRE			17	1	2	3	12	0	0	0	0	0


## Sabre Fact

Mike Ramsey was appointed captain of the Sabres in January, 1991. His predecessors in that position were Floyd Smith (1970-71), Gerry Meehan (1971-72 to 1973-74), Jim Schoenfeld (1974-75 to 1976-77), Danny Gare (1977-78 to 1981-82), Gil Perreault (1981-82 to 1986-87), Lindy Ruff (1986-87 to 1988-89) and Mike Foligno (1988-89 to 1990-91).

# Tony JOB

## Left Wing

**Born:** Renfrew, Ontario - January 2, 1971  
**Height:** 5'11"  
**Weight:** 206  
**Shoots:** Left  
**Last Amateur Club:** Sault Ste. Marie Greyhounds



### How Acquired:

Ninth round draft choice (189th overall) of the Sabres in 1991.

### Playing Record

YEAR	TEAM	LEAGUE	REGULAR SEASON					PLAYOFFS				
			GP	G	A	PTS	PIM	GP	G	A	PTS	PIM
1988-89	Kingston.....	OHL	49	7	11	18	78	—	—	—	—	—
1989-90	Kingston.....	OHL	62	23	35	58	142	7	2	0	2	21
1990-91	S.S. Marie.....	OHL	57	38	35	73	185	14	14	7	21	44
1991-92	Sault Ste. Marie...	OHL	42	28	34	62	157	—	—	—	—	—
	Rochester .....	AHL	1	0	0	0	0	—	—	—	—	—

# Sean O'DONNELL

## Defense

**Born:** Ottawa, Ontario - October 13, 1971  
**Height:** 6'2"  
**Weight:** 224  
**Shoots:** Left  
**Last Amateur Club:** Sudbury Wolves



### How Acquired:

Sixth round draft choice (123rd overall) of the Sabres in 1991.


### Playing Record

YEAR	TEAM	LEAGUE	REGULAR SEASON					PLAYOFFS				
			GP	G	A	PTS	PIM	GP	G	A	PTS	PIM
1988-89	Sudbury.....	OHL	56	1	9	10	49	—	—	—	—	—
1989-90	Sudbury.....	OHL	64	7	19	26	84	7	1	2	3	8
1990-91	Sudbury.....	OHL	66	8	23	31	114	5	1	4	5	10
1991-92	Rochester .....	AHL	73	4	9	13	193	16	1	2	3	21

# Bill PYE

## Goaltender

**Born:** Canton, Michigan - April 9, 1969  
**Height:** 5'9"  
**Weight:** 180  
**Catches:** Left



### How Acquired:

Sixth round draft choice (107th overall) of the Sabres in 1989.


### Playing Record

YEAR	TEAM	LEAGUE	REGULAR SEASON					PLAYOFFS				
			GP	MIN	GA	SO	AVG	GP	MIN	GA	SO	AVG
1987-88	N. Michigan .....	WCHA	13	654	49	0	4.49	—	—	—	—	—
1988-89	N. Michigan .....	WCHA	43	2533	133	1	3.15	—	—	—	—	—
1989-90	N. Michigan .....	WCHA	36	2035	149	1	4.39	—	—	—	—	—
1990-91	N. Michigan .....	WCHA	39	2300	109	4	2.84	—	—	—	—	—
1991-92	Rochester .....	AHL	8	331	15	0	2.72	1	60	2	0	2.00
	New Haven.....	AHL	11	472	32	0	4.07	—	—	—	—	—
	Erie.....	ECHL	5	310	22	0	4.26	4	220	15	0	4.09

# Brad RUBACHUK

## Center

**Born:** Winnipeg, Manitoba - June 11, 1970  
**Height:** 5'11"  
**Weight:** 185  
**Shoots:** Left  
**Last Amateur Club:** Lethbridge Hurricanes



### How Acquired:

12th round draft choice (250th overall) of the Sabres in 1990.

### Playing Record

YEAR	TEAM	LEAGUE	REGULAR SEASON					PLAYOFFS				
			GP	G	A	PTS	PIM	GP	G	A	PTS	PIM
1988-89	Lethbridge.....	WHL	66	19	13	32	161	6	3	1	4	25
1989-90	Lethbridge.....	WHL	67	37	36	73	179	16	3	7	10	51
1990-91	Lethbridge.....	WHL	70	64	68	132	237	16	14	14	28	55
1991-92	Rochester .....	AHL	70	18	16	34	201	13	4	0	4	19

# Joe SAVAGE

**Right Wing**


**Born:** Surrey, B.C. - December 25, 1969

**Height:** 5'11"

**Weight:** 205

**Shoots:** Right

**Last Amateur Club:** Victoria Cougars



**How Acquired:**

First round draft choice (13th overall) of the Sabres in 1988

## Playing Record

YEAR	TEAM	LEAGUE	REGULAR SEASON					PLAYOFFS				
			GP	G	A	PTS	PIM	GP	G	A	PTS	PIM
1986-87	Victoria.....	WHL	68	14	13	27	48	5	2	0	2	0
1987-88	Victoria.....	WHL	69	37	32	69	73	-	-	-	-	-
1988-89	Victoria.....	WHL	60	17	30	47	95	-	-	-	-	-
1989-90	Rochester.....	AHL	43	6	7	13	39	5	0	1	1	4
1990-91	Buffalo.....	NHL	3	0	1	1	0	-	-	-	-	-
	Rochester.....	AHL	61	25	19	44	45	15	3	3	6	8
1991-92	Rochester.....	AHL	59	8	14	22	39	9	2	0	2	8
NHL TOTALS			3	0	1	1	0	0	0	0	0	0
TOTALS AS A SABRE			3	0	1	1	0	0	0	0	0	0

# Chris SNELL

**Defense**


**Born:** Regina, Saskatchewan - May 12, 1971

**Height:** 5'11"

**Weight:** 200

**Shoots:** Left

**Last Amateur Club:** Ottawa 67's



**How Acquired:**

Seventh round draft choice (145th overall) of the Sabres in 1991.

## Playing Record

YEAR	TEAM	LEAGUE	REGULAR SEASON					PLAYOFFS				
			GP	G	A	PTS	PIM	GP	G	A	PTS	PIM
1988-89	Ottawa.....	OHL	66	11	48	59	16	11	3	5	8	0
1989-90	Ottawa.....	OHL	63	18	62	80	36	3	2	4	6	4
1990-91	Ottawa.....	OHL	54	23	59	82	58	17	3	14	17	8
1991-92	Rochester.....	AHL	65	5	27	32	66	10	2	1	3	6

# Scott THOMAS

**Right Wing**

**Born:** Buffalo, New York - January 18, 1970

**Height:** 6'2"

**Weight:** 195

**Shoots:** Right

**Last Amateur Club:** Clarkson

**How Acquired:**

Third round draft choice (56th overall) of the Sabres in 1989.

## Playing Record

YEAR	TEAM	LEAGUE	REGULAR SEASON					PLAYOFFS				
			GP	G	A	PTS	PIM	GP	G	A	PTS	PIM
1989-90	Clarkson.....	ECAC	34	19	13	32	95	-	-	-	-	-
1990-91	Clarkson.....	ECAC	40	28	14	42	89	-	-	-	-	-
1991-92	Clarkson.....	ECAC	30	25	21	46	57	-	-	-	-	-
	Rochester.....	AHL	0	0	0	0	0	9	0	1	1	17

# Jason WINCH

**Left Wing**


**Born:** May 23, 1971 - Listowel, Ontario

**Height:** 6'1"

**Weight:** 215

**Shoots:** Left

**Last Amateur Club:** Niagara Falls Thunder



**How Acquired:**

Ninth round draft choice (187th overall) of the Sabres in 1990.


## Playing Record

YEAR	TEAM	LEAGUE	REGULAR SEASON					PLAYOFFS				
			GP	G	A	PTS	PIM	GP	G	A	PTS	PIM
1987-88	Toronto.....	OHL	64	14	25	39	14	4	1	2	3	0
1988-89	Toronto.....	OHL	66	33	50	83	8	6	3	3	6	0
1989-90	Niagara Falls.....	OHL	64	31	63	94	23	16	9	12	21	4
1990-91	Niagara Falls.....	OHL	66	40	82	122	16	14	14	12	26	6
1991-92	Rochester.....	AHL	73	23	35	58	24	12	2	6	8	0

## Sabre Fact

Dave Andreychuk became the first Sabre in history to lead the NHL in power-play goals when he had 28 in 1991-92.

# J a s o n YOUNG



## Left Wing

**Born:** Sudbury, Ontario - December 16, 1972

**Height:** 5'10"

**Weight:** 182

**Shoots:** Left

**Last Amateur Club:** Sudbury Wolves

## How Acquired:

Third round draft choice (57th overall) of the Sabres in 1991.

## Playing Record

YEAR	TEAM	LEAGUE	REGULAR SEASON					PLAYOFFS				
			GP	G	A	PTS	PIM	GP	G	A	PTS	PIM
1989-90	Sudbury.....	OHL	62	26	47	73	64	7	3	2	5	8
1990-91	Sudbury.....	OHL	37	21	38	59	22	5	0	4	4	10
1991-92	Sudbury.....	OHL	55	26	56	82	49	11	5	3	8	18

## Also Drafted by the Sabres

### Skaters

**Mark Astley - Defense** - Selected in 10th Round in 1989

SEASON	CLUB	LEAGUE	GP	G	A	PTS	PIM
1988-89	Lake Superior St.....	CCHA	42	3	12	15	26
1989-90	Lake Superior St.....	CCHA	43	7	25	32	68
1990-91	Lake Superior St.....	CCHA	40	16	26	42	46
1991-92	Lake Superior St.....	CCHA	30	11	25	36	42

**Mike Bavis - Right Wing** - Selected in 12th Round in 1989

SEASON	CLUB	LEAGUE	GP	G	A	PTS	PIM
1989-90	Boston Univ.....	H.E.	43	2	11	13	28
1990-91	Boston Univ.....	H.E.	40	5	18	23	47
1991-92	Boston Univ.....	H.E.	34	11	13	24	32

**Viktor Gordijuk - Right Wing** - Selected in 7th Round in 1990

SEASON	CLUB	LEAGUE	GP	G	A	PTS	PIM
1989-90	Krylja Sivetov.....	USSR	—	11	4	15	—
1990-91	Soviet Wings.....	USSR	46	12	10	22	22
1991-92	Krylja Sivetov.....	CIS	36	15	5	20	20

**Brian Holzinger - Center** - Selected in 6th Round in 1991

SEASON	CLUB	LEAGUE	GP	G	A	PTS	PIM
1991-92	Bowling Green.....	CCHA	30	14	8	22	36

**Jiri Kuntos - Defense** - Selected in 8th Round in 1991

SEASON	CLUB	LEAGUE	GP	G	A	PTS	PIM
1990-91	Dukla Jihlava.....	Czech.	10	2	1	3	18
1991-92	Dukla Jihlava.....	Czech.	37	0	5	5	45

**Doug Macdonald - Left Wing** - Selected in 4th Round in 1989

SEASON	CLUB	LEAGUE	GP	G	A	PTS	PIM
1988-89	U. of Wisconsin.....	WCHA	44	23	25	48	50
1989-90	U. of Wisconsin.....	WCHA	42	16	33	49	48
1990-91	U. of Wisconsin.....	WCHA	25	16	22	38	46
1991-92	U. of Wisconsin.....	WCHA	29	14	25	39	58

**Ken Martin - Left Wing** - Selected in 11th Round in 1990

SEASON	CLUB	LEAGUE	GP	G	A	PTS	PIM
1991-92	Babson.....	N.A.					

**Brian McCarthy - Center** - Selected in 4th Round in 1990

SEASON	CLUB	LEAGUE	GP	G	A	PTS	PIM
1990-91	Providence.....	H.E.	33	7	6	13	33
1991-92	Did not play (transfer to St. Lawrence)						

**Mike McLaughlin - Left Wing** - Selected in 6th Round in 1988

SEASON	CLUB	LEAGUE	GP	G	A	PTS	PIM
1988-89	U. of Vermont.....	ECAC	32	5	6	11	12
1989-90	U. of Vermont.....	ECAC	29	11	12	23	37
1990-91	U. of Vermont.....	ECAC	32	12	14	26	34
1991-92	U. of Vermont.....	ECAC	30	9	9	18	34

**Spencer Meany - Right Wing** - Selected in 10th Round in 1991

SEASON	CLUB	LEAGUE	GP	G	A	PTS	PIM
1990-91	St. Lawrence Univ.....	ECAC	26	5	8	13	92
1991-92	St. Lawrence Univ.....	ECAC	29	12	8	20	121

## Also Drafted by the Sabres

### Skaters

**Milan Nedoma - Defense** - Selected in 8th Round in 1990

SEASON	CLUB	LEAGUE	GP	G	A	PTS	PIM
1991-92	Dukla Trencin.....	Czech.	34	2	4	6	12

**Brad Pascall - Defense** - Selected in 5th Round in 1990

SEASON	CLUB	LEAGUE	GP	G	A	PTS	PIM
1988-89	North Dakota.....	WCHA	3	0	0	0	0
1989-90	North Dakota.....	WCHA	45	1	9	10	98
1990-91	North Dakota.....	WCHA	38	1	5	6	81
1991-92	North Dakota.....	WCHA	28	2	7	9	85

**Derek Plante - Center** - Selected in 8th Round in 1989

SEASON	CLUB	LEAGUE	GP	G	A	PTS	PIM
1989-90	U. of Minn./Duluth.....	WCHA	28	10	11	21	12
1990-91	U. of Minn./Duluth.....	WCHA	36	23	20	43	6
1991-92	U. of Minn./Duluth.....	WCHA	37	27	36	63	28

**Daniel Ruoho - Defense** - Selected in 8th Round in 1988

SEASON	CLUB	LEAGUE	GP	G	A	PTS	PIM
1989-90	Northern Michigan.....	WCHA	18	2	4	6	26
1990-91	Northern Michigan.....	WCHA	6	0	1	1	9
1991-92	Northern Michigan.....	WCHA	18	2	2	4	26

**Richard Smehlik - Defense** - Selected in 5th Round in 1990

SEASON	CLUB	LEAGUE	GP	G	A	PTS	PIM
1991-92	Vitkovice.....	Czech.	35	8	7	15	32

**Mike Smith - Defense** - Selected in 12th Round in 1991

SEASON	CLUB	LEAGUE	GP	G	A	PTS	PIM
1989-90	Lake Superior St.....	CCHA	41	4	10	14	6
1990-91	Lake Superior St.....	CCHA	43	5	29	34	30
1991-92	Lake Superior St.....	CCHA	23	6	8	14	28

**Jamie Steer - Right Wing** - Selected in 3rd Round (Supplemental) in 1991

SEASON	CLUB	LEAGUE	GP	G	A	PTS	PIM
1988-89	Michigan Tech.....	WCHA	42	13	16	29	22
1989-90	Michigan Tech.....	WCHA	40	21	21	42	26
1990-91	Michigan Tech.....	WCHA	39	14	14	28	20
1991-92	Michigan Tech.....	WCHA	39	26	24	50	30

**Mikhail Volkov - Right Wing** - Selected in 11th Round in 1991

SEASON	CLUB	LEAGUE	GP	G	A	PTS	PIM
1990-91	Krylja.....	USSR	8	8	14	22	
1991-92	Krylja.....	CIS	30	3	5	8	12

### Goalies

**Todd Henderson** - Selected in 11th Round in 1989

SEASON	CLUB	LEAGUE	GP	MIN	GA	GAA
1990-91	U. of Alaska/Fair.....		20	—	—	3.85
1991-92	U. of Alaska/Fair.....		20	1111	80	4.32

**Steve Shields** - Selected in 5th Round in 1991

SEASON	CLUB	LEAGUE	GP	MIN	GA	GAA
1990-91	Univ. of Michigan.....	CCHA	37	1963	106	3.24
1991-92	Univ. of Michigan.....	CCHA	37	2091	99	2.84

## Sabres' 1992 Entry Draft Selections

Round One - 11th Choice Overall

**David Cooper**

Medicine Hat Tigers (WHL)

SEASON	G	A	PTS
1989-90.....	4	11	15
1990-91.....	12	31	43
1991-92.....	17	47	64

Round Two - 35th Choice Overall

**Jozef Cierny**

Zvolen (CSFR)

SEASON	G	A	PTS
1991-92.....	10	3	13

Round Three - 59th Choice Overall

**Ondrej Steiner**

Plzen (CSFR)

SEASON	G	A	PTS
1991-92.....	na	na	na

Round Four - 80th Choice Overall

**Dean Melanson**

St. Hyacinthe (QMJHL)

SEASON	G	A	PTS
1989-90.....	22	29	51
1990-91.....	10	17	27
1991-92.....	8	19	27

Round Four - 83rd Choice Overall

**Matthew Barnaby**

Beauport (QMJHL)

SEASON	G	A	PTS
1990-91.....	9	5	14
1991-92.....	29	37	66

Round Five - 107th Choice Overall

**Markus Ketterer**

Jokerit (EUR)

SEASON	GP	GA	GAA
1991-92.....	37	97	2.73

Round Five - 108th Choice Overall

**Yuri Khmytev**

Krylja Sovetov (CIS)

SEASON	G	A	PTS
1991-92.....	15	15	30

Round Six - 131st Choice Overall

**Paul Rushforth**

North Bay (OHL)

SEASON	G	A	PTS
1991-92.....	8	11	19

Round Eight - 179th Choice Overall

**Dean Tiltgen**

Tri-City (WHL)

SEASON	G	A	PTS
1990-91.....	5	6	11
1991-92.....	29	34	63

Round Nine - 203rd Choice Overall

**Todd Simon**

Niagara Falls Thunder (OHL)

SEASON	G	A	PTS
1990-91.....	51	72	123
1991-92.....	53	93	146

Round 10 - 227th Choice Overall

**Rick Kowalsky**

Sault St. Marie (OHL)

SEASON	G	A	PTS
1991-92.....	25	44	69

Round 11 - 251st Choice Overall

**Chris Clancy**

Cornwall (OHL)

SEASON	G	A	PTS
1991-92.....	28	38	66



## Sabres' Draft Selections 1970-1992

RD.	NO.	POS.	AMATEUR TEAM
<b>1970</b>			
1	1	C	Montreal Jr. Canadiens
2	15	LW	Brandon Wheat Kings
3	29	D	Toronto Marlboros
4	43	C	Edmonton Oil Kings
5	57	F	Shawinigan Bruins
6	71	D	Niagara Falls Flyers
7	84	G	Boston University
8	97	C	St. Catharines Black Hawks
9	107	C	Drummondville Rangers
<b>1971</b>			
1	5	LW	Montreal Jr. Canadiens
2	19	LW	Peterborough TPT's
3	33	D	Saskatoon Blades
4	47	C	Three Rivers Dukes
5	61	D	Clarkson University
6	75	C	Quebec Remparts
<b>1972</b>			
1	5	D	Niagara Falls Flyers
2	25	D	Loyola Univ. (Montreal)
3	37	D	Calgary Centennials
4	53	D	Sorel Black Hawks
5	69	G	Oshawa Generals
6	85	RW	University of Denver
<b>1973</b>			
1	12	LW	Sudbury Wolves
2	28	D	Quebec Remparts
3	44	LW	Quebec Remparts
4	60	LW	Quebec Remparts
5	76	RW	Peterborough TPT's
6	92	RW	Peterborough TPT's
7	108	D	University of Denver
8	124	RW	University of Vermont
<b>1974</b>			
1	11	D	Oshawa Generals
2	29	RW	Calgary Centennials
3	47	LW	Sorel Black Hawks
4	65	D	Peterborough TPT's
5	83	D	St. Catharines Black Hawks
6	101	D	Brown University
7	119	RW	Laval National
8	136	LW	Quebec Remparts
9	153	LW	Hamilton Red Wings
10	168	C	Ottawa 67's
11	183	C	Tokyo Katanas
12	196	LW	Cornwall Royals

## Sabres' Draft Selections 1970-1992

RD.	NO.	POS.	AMATEUR TEAM
<b>1975</b>			
1	17	G	Laval National
2	35	D	St. Catharines Black Hawks
3	44	LW	London Knights
3	53	RW	St. Catharines Black Hawks
4	71	D	Calgary Centennials
5	89	G	Kitchener Rangers
6	107	LW	Regina Pats
7	125	D	Ottawa 67's
8	143	RW	Lethbridge Broncos
9	159	RW	Oshawa Generals
10	174	G	University of Notre Dame
<b>1976</b>			
2	33	LW	Hamilton Fincups
4	69	LW	Edmonton Oil Kings
5	87	D	Hamilton Fincups
6	105	D	Three Rivers Draveurs
<b>1977</b>			
1	14	RW	St. Catharines Fincups
2	32	C	Medicine Hat Tigers
4	68	D	Niagara Falls Flyers
5	86	G	Laval National
6	104	D	Brandon Wheat Kings
<b>1978</b>			
1	13	D	Portland Winter Hawks
2	32	LW	Kingston Canadiens
3	49	LW	University of Minnesota
4	66	D	Sudbury Wolves
5	82	G	Portland Winter Hawks
6	99	LW	Cornwall Royals
7	116	C	London Knights
8	133	C	University of Minnesota
9	150	C	Calgary Wranglers
<b>1979</b>			
1	11	D	University of Minnesota
2	32	D	Lethbridge Broncos
3	53	D	Victoria Cougars
3	55	G	Three Rivers Draveurs
4	74	LW	Laval National
5	95	C	Sherbrooke Beavers
6	116	G	Brandon Wheat Kings
<b>1980</b>			
1	20	RW	Brandon Wheat Kings
2	41	RW	Lethbridge Broncos
3	56	RW	Sherbrooke Beavers
3	62	C	Jefferson H.S.
4	83	D	Peterborough Petes
5	104	D	Sault St. Marie Greyhounds
6	125	D	Sorel Black Hawks
7	146	G	T.P.S. (Finland)
8	167	C	Ottawa 67's
9	188	C	Peterborough Petes
10	209	LW	Irondele H.S.

**Sabres'**  
**Draft Selections 1970-1992**

1981	RD.	NO.	POS.	AMATEUR TEAM
Dudacek, Jiri	1	17	RW	Czechoslovakia
Virta, Hannu	2	38	D	T.P.S. (Finland)
Aldred, Jim	3	59	LW	Kingston Canadiens
Chisholm, Colin	3	60	D	Calgary Wranglers
Eatough, Jeff	4	80	RW	Cornwall Royals
Wikberg, Anders	4	83	LW	Timra (Sweden)
Eivola, Mauri	5	101	C	T.P.S. (Finland)
Butorac, Ali	6	122	D	Ottawa 67's
Leime, Heikki	7	143	D	T.P.S. (Finland)
Orlando, Gates	8	164	C	Providence College
Sebek, Venci	9	185	D	Niagara Falls Flyers
Harper, Warren	10	206	RW	Prince Albert
1982	RD.	NO.	POS.	AMATEUR TEAM
Housley, Phil	1	6	D	South St. Paul H.S.
Cyr, Paul	1	9	LW	Victoria Cougars
Andreychuk, Dave	1	16	C	Oshawa Generals
Anderson, Mike	2	26	C	North St. Paul H.S.
Johansson, Jens	2	30	D	Pitea (Sweden)
Jutila, Timo	4	68	D	Tappara (Finland)
Hamilton, Jeff	4	79	C	Providence College
Logan, Bob	5	100	RW	West Island
Parker, Jeff	6	111	C	Mariner H.S.
Gustavsson, Jacob	6	121	G	Almtuna (Sweden)
Bishop, Alan	7	142	D	Niagara Falls Flyers
Verret, Claude	8	163	C	Three Rivers Draveurs
Norman, Rob	9	184	RW	Cornwall Royals
Craig, Mike	10	205	G	Billings Bighorns
Plankers, Jim	11	226	D	Cloquet H.S.
1983	RD.	NO.	POS.	AMATEUR TEAM
Barrasso, Tom	1	5	G	Acton-Boxboro H.S.
Lacombe, Normand	1	10	RW	Univ. of New Hampshire
Creighton, Adam	1	11	C	Ottawa 67's
Tucker, John	2	31	C	Kitchener Rangers
Hajdu, Richard	2	34	LW	Kamloops Jr. Oilers
Puppa, Daren	4	74	G	Kirkland Lake Intermediates
Meyer, Jayson	5	94	D	Regina Pats
Hofford, James	6	114	D	Windsor Spitfires
Ruutu, Christian	7	134	C	IFK, Helsinki (Finland)
McSween, Don	8	154	D	Redford (Mich.) Royals
Hoover, Tim	9	174	D	Sault St. Marie Greyhounds
Ferner, Mark	10	194	D	Kamloops Blazers
Krupp, Uwe	11	214	D	Kolner (West Germany)
Hamelin, Marc	12	234	G	Shawinigan Cataracts
Salfi, Kermit	12	235	LW	Northwood Prep H.S.
1984	RD.	NO.	POS.	AMATEUR TEAM
Andersson, Mikael	1	18	LW	Vastra Frolunda (Sweden)
Trapp, Doug	2	39	LW	Regina Pats
Sheppard, Ray	3	60	RW	Cornwall Royals
Halkidis, Bob	4	81	D	London Knights
Rampton, Joey	5	102	LW	Sault Ste. Marie Greyhounds
Gasseau, James	6	123	D	Drummondville
Wakaluk, Darcy	7	144	G	Kelowna Wings
Stambert, Orwar	8	165	D	Djurgardens (Sweden)
McKinnon, Brian	10	207	C	Ottawa 67's
Delcourt, Grant	11	228	RW	Kelowna Wings
Baker, Sean	12	249	LW	Seattle Breakers

**Sabres'**  
**Draft Selections 1970-1992**

1985	RD.	NO.	POS.	AMATEUR TEAM
Johansson, Calle	1	14	D	Vastra Frolunda (Sweden)
Hogue, Benoit	2	35	C	St. Jean Beavers
Gretzky, Keith	3	56	C	Windsor Compuware Spitfires
Moylan, Dave	4	77	D	Sudbury Wolves
Priestlay, Ken	5	98	C	Victoria Cougars
Reekie, Joe	6	119	D	Cornwall Royals
Matikainen, Petri	7	140	D	Sapko (Finland)
Kaese, Trent	8	161	RW	Lethbridge Broncos
Sejba, Jiri	9	182	LW	Dukla Jihlava (Czech.)
Sutton, Boyd	10	203	C	Stratford Jr. B
Larose, Guy	11	224	C	Guelph Platers
Baumgartner, Ken	12	245	D	Prince Albert Raiders
1986	RD.	NO.	POS.	AMATEUR TEAM
Anderson, Shawn	1	5	D	Team Canada
Brown, Greg	2	26	D	St. Marks H.S.
Corkum, Bob	3	47	RW	University of Maine
Kerr, Kevin	3	56	RW	Windsor Compuware Spitfires
Baseggio, David	4	68	D	Yale University
Rooney, Larry	5	89	D	Thayer
Baldris, Miguel	6	110	D	Shawinigan Cataracts
Hartman, Mike	7	131	RW	North Bay Centennials
Guay, Francois	8	152	LW	Laval Titans
Whitham, Shawn	9	173	D	Providence College
Rein, Kenton	10	194	G	Prince Albert Raiders
Arndt, Troy	11	215	D	Portland Winter Hawks
Capello, Jeff	S1	5	LW	University of Vermont
Cullen, John	S2	10	C	Boston University
1987	RD.	NO.	POS.	AMATEUR TEAM
Turgeon, Pierre	1	1	C	Granby Bisons
Miller, Brad	2	22	D	Regina Pats
MacVicar, Andrew	3	53	LW	Peterborough Petes
Bradley, John	4	84	G	New Hampton H.S.
Pergola, David	5	85	RW	Belmont Hill H.S.
Marshall, Chris	6	106	LW	Boston College H.S.
Flanigan, Paul	7	127	D	New Hampton H.S.
Dooley, Sean	8	148	D	Groton
Roberts, Tim	8	153	C	Deerfield Academy
Tkachuk, Grant	9	169	LW	Saskatoon Blades
Herbers, Ian	10	190	D	Swift Current Broncos
Littman, David	11	211	G	Boston College
MacLassac, Allan	12	232	LW	Guelph Platers
Snuggerud, Dave	S1	1	LW	University of Minnesota
de Carle, Mike	S2	6	RW	Lake Superior St.
1988	RD.	NO.	POS.	AMATEUR TEAM
Savage, Joel	1	14	RW	Victoria Cougars
Loewen, Darcy	3	55	LW	Spokane Chiefs
Carney, Keith	4	76	RW	Mt. St. Charles H.S.
Mogilny, Alexander	5	89	LW	ZSKA Moscow
Ray, Robert	5	97	LW	Cornwall Royals
Di Vita, David	6	106	D	Lake Superior St.
McLaughlin, Mike	6	118	LW	Choate
Griffith, Mike	7	139	RW	Ottawa 67's
Ruoho, Daniel	8	160	D	Madison Memorial H.S.
Flaherty, Wade	9	181	G	Victoria Cougars
Nieman, Thomas	11	223	RW	Choate
Wallwork, Robert	12	244	C	Miami (Ohio) University
Davies, Clarke	S3	18	D	Ferris State University

**Sabres'**  
**Draft Selections 1970-1992**

Year	RD.	NO.	POS.	AMATEUR TEAM
1989	1	14	D	Regina Pats
	3	56	RW	Nichols H.S.
	4	77	C	University of Wisconsin
	5	98	D	Saskatoon Blades
	6	107	G	Northern Michigan University
	6	119	RW	University of Maine
	8	161	C	Cloquet (Minn.) H.S.
	9	183	RW	Laval Titans
	10	194	D	Lake Superior St.
	10	203	C	Toronto Marlboros
	11	224	G	Thunder Bay
	12	245	RW	Cushing Academy
	S3	19	LW	University of Vermont
1990	1	14	LW	Niagara Falls Thunder
	4	82	C	Pingree H.S. (Mass.)
	5	97	D	Vitkovice (Czech.)
	5	100	G	Peterborough Petes
	5	103	D	Univ. of North Dakota
	7	142	RW	Krylja Sovetov
	8	166	D	Zetor Brno (Czech.)
	9	187	LW	Niagara Falls Thunder
	10	208	RW	Laval Titans
	11	229	LW	Belmont Hill H.S. (Mass.)
	12	250	C	Lethbridge Hurricanes
	S3	24	C	Univ. of North Dakota
	1991	1	13	D
2		35	LW	Peterborough Petes
3		57	LW	Sudbury Wolves
4		72	LW	Ottawa 67's
5		101	G	Univ. of Michigan
6		123	D	Sudbury Wolves
6		124	C	Detroit Red Wings Jr. A
7		145	D	Ottawa 67's
8		162	D	Jihlava (Czech.)
9		189	LW	Sault St. Marie Greyhounds
10		211	RW	St. Lawrence University
11		233	RW	Krylja (U.S.S.R.)
12		255	D	Lake Superior State
S3	—	RW	Michigan Tech	
1992	1	11	D	Medicine Hat (WHL)
	2	35	LW	Zvolen (Czech)
	3	59	C	Ptzen (Czech)
	4	80	D	St. Hyacinthe (QMJHL)
	4	83	LW	Beauport (QMJHL)
	5	107	G	Jokerit (Finland)
	5	108	LW	Kriilja (CIS)
	6	131	C	North Bay (OHL)
	8	179	C	Tri-City (WHL)
	9	203	C	Niagara Falls (OHL)
	10	227	RW	Sault St. Marie (OHL)
11	251	LW	Cornwall (OHL)	


S in round number refers to the supplemental draft.

# THE HOME OF THE SABRES



**WGR** NEWS  
RADIO **55**

P a s t  
**THE SEASON**



## 1991 PRESEASON RESULTS

9/14	Washington	5	Buffalo	2	(at Richmond, VA)
9/15	Buffalo	3	Washington	2	(at Greensboro, NC)
9/19	Edmonton	5	Buffalo	3	(at Ottawa, ONT)
9/20	Buffalo	6	Chicago	3	(at Rochester, NY)
9/22	BUFFALO	4	Toronto	2	
9/24	Buffalo	3	U.S. Olympic	3	(at Cincinnati, OH)
9/27	WASHINGTON	5	Buffalo	2	
9/28	TORONTO	4	Buffalo	3	
9/29	CHICAGO	2	Buffalo	0	

### Buffalo Sabres'

## 1991 PRESEASON SCORING

No.	Name	GP	G	A	PTS	PIM	
3	Grant Ledyard	6	0	3	3	6	
4	Uwe Krupp	6	1	6	7	0	1 SHG
5	Mike Ramsey	0	0	0	0	0	
7	Kevin Haller	6	0	1	1	6	
8	Doug Bodger	7	2	3	5	6	2 PPG, 1 GWG
9	Greg Brown	7	0	2	2	6	
10	Dale Hawerchuk	3	2	1	3	0	1 PPG
12	Peter Ciavaglia	5	1	2	3	0	1 PPG
15	Lou Franceschetti	3	0	0	0	20	
16	Darrin Shannon	7	0	1	1	9	
18	Dave Snuggerd	7	2	0	2	6	1 SHG
19	Tony Tanli	4	0	1	1	2	
20	Mike Hartman	4	1	0	1	16	
21	Christian Ruuttu	5	1	1	2	2	
22	Rick Vaive	5	1	0	1	13	
23	Jiri Sejba	2	1	0	1	0	1 PPG
24	Jay Wells	2	0	1	1	2	
25	Dave Andreychuk	6	1	5	6	4	1 PPG, 1 GWG
26	Dean Kennedy	4	0	0	0	6	
27	Brad May	6	1	2	3	27	1 PPG
28	Donald Audette	6	2	4	6	14	2 PPG
29	Bob Corkum	4	1	0	1	2	
32	Rob Ray	6	0	0	0	22	
33	Benoit Hogue	7	0	1	1	21	
36	Darcy Loewen	6	0	0	0	11	
37	Bill Houlder	2	0	0	0	4	
38	Joel Savage	3	1	0	1	4	
39	Chris Snell	2	0	0	0	2	
39	Brian Curran	1	0	0	0	2	
40	Phillipe Boucher	1	0	0	0	0	
41	Ken Sutton	5	0	0	0	4	
42	Bob Fleming	3	0	0	0	29	
44	Brad Miller	7	0	1	1	48	
55	Dan Frawley	1	0	0	0	0	
77	Pierre Turgeon	7	4	5	9	8	2 PPG, 1 GWG
89	Alexander Mogilny	6	4	1	5	7	2 SHG, 1 PPG
No.	Goalie	GP	MIN	GAA	GA	W-L-T	
30	Clint Malarchuk	3	140	4.29	10	2-1-0	
31	Daren Puppa	5	199	3.92	13	0-2-0	
34	David Littman	2	53	3.40	3	0-1-1	
35	Tom Draper	5	151	1.59	4	1-1-0	

## 1992 PRESEASON SCHEDULE


DATE	OPPONENT	LOCATION
Friday, September 18	Washington	Norfolk, VA
Saturday, September 19	N.Y. Islanders	Buffalo, NY
Sunday, September 20	Washington	Rochester, NY
Wednesday, September 23	Vancouver	Hamilton, ONT
Friday, September 25	Chicago	Buffalo, NY
Saturday, September 26	N.Y. Islanders	Uniondale, NY
Sunday, September 27	Hartford	Hartford, CT
Wednesday, September 30	Toronto	Toronto, ONT
Friday, October 2	Toronto	Hamilton, ONT

### Sabres'

## ALL-TIME PRESEASON RESULTS

Year	Rec.	GF	GA	Year	Rec.	GF	GA
1970	1-5-3	22	37	1981	2-5-3	40	41
1971	4-1-5	34	31	1982	5-2-4	46	41
1972	5-2-2	24	18	1983	2-8-0	32	50
1973	0-6-2	17	28	1984	5-2-2	41	29
1974	4-4-0	24	27	1985	3-3-2	29	26
1975	3-6-0	25	35	1986	4-5-0	34	35
1976	4-5-1	27	29	1987	6-3-0	31	29
1977	3-3-4	28	27	1988	7-0-1	48	22
1978	5-6-0	37	42	1989	4-3-2	35	31
1979	3-6-2	36	38	1990	2-4-2	26	28
1980	4-5-2	35	43	1991	3-5-1	26	31

All-Time Preseason Record: 79-89-38



**Sabres'**  
**TRANSACTIONS 1991-92**

DATE	TRANSACTION
10-11	Traded Darrin Shannon, Dean Kennedy and Mike Hartman to Winnipeg for Dave McLlwain, Gord Donnelly and future considerations. Assigned Greg Brown, Tom Draper and Brian Curran to Rochester. Loaned Lou Franceschetti to New Haven.
10-24	Acquired Colin Patterson from Calgary for future considerations.
10-25	Traded Pierre Turgeon, Uwe Krupp, Dave McLlwain and Benoit Hogue to the N.Y. Islanders for Pat LaFontaine, Randy Wood and Randy Hillier. Recalled Peter Ciavaglia from Rochester.
10-27	Assigned Peter Ciavaglia to Rochester.
11-2	Recalled Tom Draper from Rochester.
11-23	Recalled Peter Ciavaglia from Rochester.
11-24	Assigned Peter Ciavaglia to Rochester.
12-18	Recalled Lou Franceschetti from New Haven.
12-19	Assigned Daren Puppa to Rochester on injury rehabilitation.
12-20	Assigned Lou Franceschetti to Rochester.
12-23	Recalled Daren Puppa from Rochester.
12-30	Recalled Jody Gage from Rochester.
1-13	Assigned Tom Draper and Jody Gage to Rochester.
1-20	Signed Keith Carney.
1-23	Recalled Tom Draper from Rochester.
1-24	Recalled Jody Gage from Rochester. Assigned Keith Carney to Rochester.
1-25	Assigned Tom Draper to Rochester.
1-28	Recalled Tom Draper from Rochester.
2-5	Assigned Jody Gage to Rochester.
2-7	Assigned Clint Malarchuk to Rochester on injury rehabilitation.
2-9	Recalled Bob Corkum from Rochester.
2-10	Recalled Clint Malarchuk from Rochester.
2-13	Assigned Brad Miller to Rochester.
2-14	Recalled Peter Ciavaglia from Rochester.
2-15	Assigned Peter Ciavaglia to Rochester.
2-17	Recalled Bill Houlder from Rochester.
3-2	Assigned Kevin Haller to Rochester.
3-8	Recalled Keith Carney from Rochester.
3-9	Traded Dave Snuggerud to San Jose for Wayne Presley. Traded Jay Wells to the N.Y. Rangers for Randy Moller.
3-10	Traded Kevin Haller to Montreal for Petr Svoboda. Acquired Dave Hannan from Toronto for a sixth round draft choice in 1992.
3-11	Assigned Rick Vaive and Darcy Loewen to Rochester
3-13	Recalled David Littman from Rochester.
3-15	Assigned David Littman to Rochester.
3-18	Assigned Randy Hillier to San Diego.
4-1	Assigned Bob Corkum, Tom Draper, Keith Carney and Bill Houlder to Rochester.
4-11	Recalled Bob Corkum, Tom Draper and Keith Carney from Rochester.

**Buffalo Sabres'**  
**1991-92 REGULAR SEASON SCORES**

NO.	DATE	H/A	OPP.	SCORE	WLT	REC	GOALIE	ATT.	GOALS BY UNIF. NO.
1	10/4	H	PIT	4-5	L	0-1-0	Puppa	16,325	10,8,27,4
2	10/5	A	WSH	1-3	L	0-2-0	Malarchuk	15,067	10
3	10/9	H	BOS	4-4	T	0-2-1	Malarchuk	14,397	25,89,4,7
4	10/12	A	QUE	5-4	W	1-2-1	Puppa	13,072	77,27,28(2),5
5	10/13	H	VAN	1-3	L	1-3-1	Puppa	14,403	22
6	10/16	A	MTL	1-5	L	1-4-1	Puppa	16,092	18
7	10/18	H	MTL	3-1	W	2-4-1	Malarchuk	15,355	8,10,77
8	10/19	A	HFD	1-4	L	2-5-1	Malarchuk	10,097	19
9	10/25	H	SJ	3-1	W	3-5-1	Malarchuk	16,325	28,27,25
10	10/27	H	HFD	5-1	W	4-5-1	Malarchuk	14,856	16,10,25,89,28
11	10/30	A	DET	1-3	L	4-6-1	Malarchuk	19,327	15
12	11/1	H	MTL	1-5	L	4-7-1	Malarchuk, Puppa	16,325	28
13	11/2	A	MTL	0-5	L	4-8-1	Puppa	16,935	—
14	11/7	A	PHI	2-5	L	4-9-1	Puppa	17,045	89,16
15	11/8	H	PHI	4-3	W	5-9-1	Puppa	15,530	10,7,15,28
16	11/12	A	SJ	7-1	W	6-9-1	Draper	10,888	16(3),8,15,28(2)
17	11/14	A	LA	2-2	T	6-9-2	Draper	16,005	28,25
18	11/16	A	CGY	5-4	W	7-9-2	Draper	20,133	5,19,28(2),15
19	11/20	H	BOS	3-1	W	8-9-2	Draper	15,763	28(2),27
20	11/22	H	CHI	2-0	W	9-9-2	Draper	15,681	21,17
21	11/23	A	BOS	4-7	L	9-10-2	Draper, Malarchuk	14,448	25(3),15
22	11/27	H	QUE	4-4	T	9-10-3	Draper	14,442	27,28,19,25
23	11/29	H	NYR	4-5	L	9-11-3	Draper	16,325	89(2),44,15
24	11/30	A	QUE	3-4	L	9-12-3	Malarchuk	13,102	17,89,25
25	12/4	A	WPG	4-5	L	9-13-3	Malarchuk	10,444	3,32,25,10
26	12/7	A	HFD	6-6	T	9-13-4	Malarchuk, Draper	10,514	25(2),10,32,3,7
27	12/8	H	CGY	2-4	L	9-14-4	Draper	14,623	17,18
28	12/11	H	STL	3-6	L	9-15-4	Draper	12,786	10(2),28
29	12/13	H	HFD	4-8	L	9-16-4	Malarchuk	14,325	89(2),15
30	12/14	A	MTL	2-4	L	9-17-4	Draper	16,502	15,19
31	12/18	H	WSH	2-2	T	9-17-5	Malarchuk	12,188	25,32
32	12/20	H	EDM	4-4	T	9-17-6	Malarchuk	13,470	27,19(3)
33	12/21	A	TOR	4-1	W	10-17-6	Malarchuk	15,621	89(2),16,8
34	12/23	A	HFD	3-4	L	10-18-6	Malarchuk	9,812	7,89(2)
35	12/27	H	BOS	8-1	W	11-18-6	Malarchuk	16,325	25(2),34,27,89,16(2),15
36	12/28	A	NJ	0-3	L	11-19-6	Puppa	12,031	—
37	12/31	H	STL	4-3	W	12-19-6	Malarchuk	16,325	25,89,10,16
38	1/3	H	NYI	5-2	W	13-19-6	Malarchuk	16,325	25,10,89(3)
39	1/4	A	BOS	2-4	L	13-20-6	Malarchuk	14,448	16(2)
40	1/7	A	PHI	5-5	T	13-20-7	Puppa	17,029	89,8,24,34,16
41	1/8	H	QUE	4-2	W	14-20-7	Malarchuk	14,240	25,16,28,8
42	1/10	H	EDM	8-2	W	15-20-7	Malarchuk	15,190	89,16(3),25(2),3,15
43	1/12	H	NYR	6-3	W	16-20-7	Malarchuk	15,898	15,16(2),10,89,28
44	1/14	A	NYR	2-6	L	16-21-7	Malarchuk, Puppa	16,483	25,28
45	1/15	A	NJ	8-8	T	16-21-8	Malarchuk, Puppa	10,083	16,89(2),8(2),41,28,25
46	1/21	A	STL	4-5	L	16-22-8	Puppa	17,128	19,10,16(2)
47	1/23	A	PIT	5-4	W	17-22-8	Puppa	16,064	28(2),16,10,25
48	1/25	A	MTL	4-3	W	18-22-8	Puppa	17,097	16(3),8
49	1/26	H	WPG	5-2	W	19-22-8	Puppa	16,325	16(2),25,15,10
50	1/29	A	DET	4-4	T	19-22-9	Puppa	19,663	16,19,28,18
51	1/31	H	MTL	5-3	W	20-22-9	Puppa	16,325	19,25,28,15,17

**Buffalo Sabres'**

**1991-92 REGULAR SEASON SCORES**

NO.	DATE	H/A	OPP.	SCORE	WLT	REC	GOALIE	ATT.	GOALS BY UNIF. NO.
52	2/1	A	BOS	2-2	T	20-22-10	Puppa	14,448	16,28
53	2/4	H	WSH	7-3	W	21-22-10	Puppa	14,768	25,3,19,15,41,16,32
54	2/7	H	MIN	0-2	L	21-23-10	Puppa	16,085	
55	2/9	H	LA	4-5	L	21-24-10	Puppa	16,325	15(2),25(2)
56	2/11	A	HFD	1-5	L	21-25-10	Malarchuk	9,615	27
57	2/12	H	DET	4-9	L	21-26-10	Puppa	16,090	25,3,28,15
58	2/14	H	SJ	7-6	W	22-26-10	Malarchuk, Puppa	16,325	10(3),19(2),89,21
59	2/16	H	HFD	5-4	W	23-26-10	Puppa	16,325	89(2),10,32,7
60	2/19	A	VAN	5-6	L	23-27-10	Puppa, Draper	16,123	19,16,21,29,7
61	2/23	A	EDM	2-5	L	23-28-10	Draper	15,624	29,25
62	2/25	A	CGY	5-3	W	24-28-10	Draper	19,428	89(2),16,25,27
63	2/29	A	PIT	2-5	L	24-29-10	Draper	16,164	10,89
64	3/1	H	CHI	1-3	L	24-30-10	Draper	15,485	27
65	3/3	A	QUE	4-4	T	24-30-11	Draper	15,006	21,10,25,16
66	3/6	H	NJ	5-4	W	25-30-11	Puppa, Draper	16,325	16(3),24,28
67	3/8	H	NYI	2-6	L	25-31-11	Draper	16,325	25,16
68	3/11	H	BOS	6-3	W	26-31-11	Draper	15,661	89,15,25,28,8,19
69	3/14	A	NYI	1-4	L	26-32-11	Littman	10,315	8
70	3/15	H	QUE	6-4	W	27-32-11	Draper	15,885	89,16(2),15(2),47
71	3/17	A	MIN	1-3	L	27-33-11	Puppa	15,284	5
72	3/19	A	LA	8-2	W	28-33-11	Draper	16,005	25(4),16,10,32,89
73	3/22	A	CHI	6-2	W	29-33-11	Puppa	17,587	89,16,18,28,26,25
74	3/25	H	TOR	5-2	W	30-33-11	Puppa	16,325	28(2),89(2),18
75	3/28	A	BOS	3-4	L	30-34-11	Puppa	14,448	7,89,14
76	3/29	H	HFD	2-2	T	30-34-12	Draper	16,325	10,14
77	3/31	A	MIN	3-5	L	30-35-12	Puppa	14,069	89,24,16
78	4/12	H	MTL	3-1	W	31-35-12	Draper	13,412	15,25(2)
79	4/14	A	QUE	3-7	L	31-36-12	Malarchuk	14,595	16(2),89
80	4/15	H	QUE	3-4	L	31-37-12	Puppa, Draper	13,935	16,89(2)

**Buffalo Sabres'**

**1992 PLAYOFF RESULTS**

NO.	DATE	H/A	OPP.	SCORE	W/L	REC	GOALIE	ATT.	GOALS BY UNIF. NO.
1	4/19	A	BOS	3-2	W	1-0-0	Draper	12,681	7,16,8
2	4/21	A	BOS	2-3	L	1-1-0	Draper	12,897	16,18
3	4/23	H	BOS	2-3	L	1-2-0	Draper	14,207	15,16
4	4/25	H	BOS	4-5	L	1-3-0	Draper	16,325	10,16,25,18
5	4/27	A	BOS	2-0	W	2-3-0	Draper	14,448	16,14
6	4/29	H	BOS	9-3	W	3-3-0	Draper	13,537	18,8,16(2),27,17, 15,14,29
7	5/1	A	BOS	2-3	L	3-4-0	Draper	14,109	16,10

**1991-92 NHL STANDINGS**

**CLARENCE CAMPBELL CONFERENCE**

NORRIS DIVISION	GP	W	L	T	GF	GA	PTS	PCTG
Detroit Red Wings	80	43	25	12	320	256	98	.613
Chicago Blackhawks	80	36	29	15	257	236	87	.544
St. Louis Blues	80	36	33	11	279	266	83	.519
Minnesota North Stars	80	32	42	6	246	278	70	.438
Toronto Maple Leafs	80	30	43	7	234	294	67	.419

**SMYTHE DIVISION**

GP	W	L	T	GF	GA	PTS	PCTG	
Vancouver Canucks	80	42	26	12	285	250	96	.600
Los Angeles Kings	80	35	31	14	287	296	84	.525
Edmonton Oilers	80	36	34	10	295	297	82	.513
Winnipeg Jets	80	33	32	15	251	244	81	.506
Calgary Flames	80	31	37	12	296	305	74	.463
San Jose Sharks	80	17	58	5	219	359	39	.244

**PRINCE OF WALES CONFERENCE**

ADAMS DIVISION	GP	W	L	T	GF	GA	PTS	PCTG
Montreal Canadiens	80	41	28	11	267	207	93	.581
Boston Bruins	80	36	32	12	270	275	84	.525
Buffalo Sabres	80	31	37	12	289	299	74	.463
Hartford Whalers	80	26	41	13	247	283	65	.406
Quebec Nordiques	80	20	48	12	255	318	52	.325

**PATRICK DIVISION**

GP	W	L	T	GF	GA	PTS	PCTG	
New York Rangers	80	50	25	5	321	246	105	.656
Washington Capitals	80	45	27	8	330	275	98	.613
Pittsburgh Penguins	80	39	32	9	343	308	87	.544
New Jersey Devils	80	38	31	11	289	259	87	.544
New York Islanders	80	34	35	11	291	299	79	.494
Philadelphia Flyers	80	32	37	11	252	273	75	.469

**SCORING LEADERS**

Player	GP	G	A	PTS	Player	GP	GA	AVG.
Mario Lemieux, Pit	64	44	87	131	Patrick Roy, Mtl	67	155	2.36
Kevin Stevens, Pit	80	54	69	123	Ed Belfour, Chi	52	132	2.70
Wayne Gretzky, LA	74	31	90	121	Kirk McLean, Van	65	176	2.74
Brett Hull, StL	73	70	39	109	J.Vanbiesbrouck, NYR	45	120	2.85
Luc Robitaille, LA	80	44	63	107	Bob Essensa, Wpg	47	126	2.88

**GOALS AGAINST AVE.**

**OTHER NHL LEADERS:**

<b>Goals:</b> Brett Hull, St. Louis - 70	<b>Game-Winning Goals:</b> Jeremy Roenick, Chicago - 13	<b>Plus/Minus:</b> Paul Ysebaert, Detroit - +44
<b>Assists:</b> Wayne Gretzky, Los Angeles - 90	<b>Game-Tying Goals:</b> Four tied at three	<b>Points by a Rookie:</b> Tony Amonte, NY Rangers - 69
<b>Points by a Defenseman:</b> Brian Leetch, NY Rangers - 102	<b>Shots:</b> Brett Hull, St. Louis - 408	<b>Wins by a Goalie:</b> Kirk McLean, Vancouver - 38
<b>Power Play Goals:</b> Dave Andreychuk, Buffalo - 28	<b>First Goals:</b> Brett Hull, St. Louis - 16	<b>Save Percentage:</b> Patrick Roy, Montreal - .914
<b>Short-Handed Goals:</b> Steve Yzerman, Detroit - 8	<b>Shooting Percentage:</b> Gary Roberts, Calgary - 27.0	<b>Shutouts:</b> Four tied at five

**1991-92 NHL AWARD WINNERS**

<b>Hart Memorial Trophy:</b> Mark Messier, NY Rangers	<b>Lady Byng Memorial Trophy:</b> Wayne Gretzky, Los Angeles	<b>Conn Smythe Trophy:</b> Mario Lemieux, Pittsburgh
<b>James Norris Memorial Trophy:</b> Brian Leetch, NY Rangers	<b>Vezina Trophy:</b> Patrick Roy, Montreal	<b>Art Ross Trophy:</b> Mario Lemieux, Pittsburgh
<b>Caldor Memorial Trophy:</b> Pavel Bure, Vancouver	<b>Jack Adams Award:</b> Pat Quinn, Vancouver	<b>William Jennings Trophy:</b> Patrick Roy, Montreal
<b>Frank Selke Trophy:</b> Guy Carbonneau, Montreal	<b>King Clancy Award:</b> Ray Bourque, Boston	<b>Bill Masterton Trophy:</b> Mark Fitzpatrick, NY Islanders





## Sabres' SCORING BY HALVES OF SEASON

NAME	1ST HALF				2ND HALF				TOTALS			
	91-92 SEASON				91-92 SEASON							
	GP	G	A	PTS	GP	G	A	PTS	GP	G	A	PTS
Dale Hawerchuk	38	11	29	40	39	12	46	58	77	23	75	98
Pat LaFontaine	18	12	14	26	39	34	33	67	57	46	47	93
Dave Andreychuk	40	17	12	29	40	24	38	62	80	41	50	91
Alexander Mogilny	37	18	21	39	30	21	24	45	67	39	45	84
Donald Audette	29	16	7	23	34	15	10	25	63	31	17	48
Doug Bodger	40	5	21	26	33	6	14	20	73	11	35	46
Randy Wood	32	9	7	16	38	11	9	20	70	20	16	36
Tony Tanti	30	7	6	13	40	8	10	18	70	15	16	31
Christian Ruuttu	40	1	14	15	30	3	7	10	70	4	21	25
Kevin Haller	37	4	10	14	21	2	5	7	58	6	15	21
Grant Ledyard	18	2	6	8	32	3	10	13	50	5	16	21
Ken Sutton	31	0	12	12	33	2	6	8	64	2	18	20
Dave Snugglerud	38	2	12	14	17	1	3	4	55	3	15	18
Brad May	39	8	5	13	30	3	1	4	69	11	6	17
Mike Ramsey	35	2	3	5	31	1	11	12	66	3	14	17
Colin Patterson	30	3	6	9	22	1	2	3	52	4	8	12
Jay Wells	15	1	3	4	28	1	6	7	41	2	9	11
Rob Ray	32	2	2	4	31	3	1	4	63	5	3	8
Pierre Turgeon	8	2	6	8	0	0	0	0	8	2	6	8
Petr Svoboda	0	0	0	0	13	1	6	7	13	1	6	7
Dave Hannan	0	0	0	0	12	2	4	6	12	2	4	6
Bob Corkum	0	0	0	0	20	2	4	6	20	2	4	6
Gord Donnelly	36	2	2	4	31	0	1	1	67	2	3	5
Brad Miller	38	1	3	4	4	0	1	1	42	1	4	5
Wayne Presley	0	0	0	0	12	2	2	4	12	2	2	4
Rick Vaive	15	1	3	4	6	0	0	0	21	1	3	4
Randy Moller	0	0	0	0	13	1	2	3	13	1	2	3
Keith Carney	0	0	0	0	14	1	2	3	14	1	2	3
Uwe Krupp	8	2	0	2	0	0	0	0	8	2	0	2
Jody Gage	4	0	1	1	5	0	0	0	9	0	1	1
Bill Houlder	0	0	0	0	10	1	0	1	10	1	0	1
Benoit Hogue	3	0	1	1	0	0	0	0	3	0	1	1
Randy Hillier	18	0	0	0	0	0	1	1	28	0	1	1
Lou Franceschetti	1	0	0	0	0	0	0	0	1	0	0	0
Peter Ciavaglia	1	0	0	0	1	0	0	0	2	0	0	0
Darcy Loewen	0	0	0	0	2	0	0	0	2	0	0	0
Brian Curran	3	0	0	0	0	0	0	0	3	0	0	0
Dave McLwain	5	0	0	0	0	0	0	0	5	0	0	0


GOALIES	GP	MIN	GA	GAA	GP	MIN	GA	GAA	GP	MIN	GA	GAA
Tom Draper	12	637	33	3.11	14	766	42	3.29	26	1403	75	3.21
Clint Malarchuk	21	1229	66	3.22	8	410	36	5.27	29	1639	102	3.73
Daren Puppa	10	565	39	4.14	23	1192	75	3.78	33	1757	114	3.89

## EMPTY NET GOALS

*Current Sabres' Only*

BY SABRES	91-92	90-91	89-90	88-89	87-88
Pat LaFontaine	2	0	0	0	0
Alexander Mogilny	2	0	0	0	0
Donald Audette	1	0	0	0	0
Christian Ruuttu	1	0	3	1	1
Tony Tanti	1	0	0	0	0
Randy Wood	1	0	0	0	0
Dale Hawerchuk	0	1	0	0	0
Rick Vaive	0	0	0	2	0
Mike Ramsey	0	0	0	0	1
Others	0	3	6	2	4
<b>TEAM TOTAL</b>	<b>8</b>	<b>4</b>	<b>9</b>	<b>5</b>	<b>6</b>
By Opponents	4	3	3	4	4

1991-92 ENG by opponents: Michal Pivonka, Trevor Linden, Gary Roberts, Jeff Brown







# BUFFALO VS. CALGARY



**1991-92 SUMMARY:**

	GP	W	L	T	GF	GA	PTS	PIM	PPG	PPA
Buffalo	3	2	1	0	12	11	4	123	3	19
Calgary	3	1	2	0	11	12	2	135	4	14

**AT BUFFALO**  
Dec. 8 - Calgary 4 Buffalo 2

**AT CALGARY**  
Nov. 16 - Buffalo 5 Calgary 4  
Feb. 25 - Buffalo 5 Calgary 3

## INDIVIDUAL SCORING LEADERS

BUFFALO	GP	G	A	PTS	PIM
D. Andreychuk	3	1	1	2	0
D. Audette	3	2	1	3	17
D. Bodger	2	0	2	2	0
B. Corkum	1	0	0	0	0
G. Donnelly	2	0	0	0	19
T. Draper	3	0	0	0	0
K. Haller	3	0	1	1	4
D. Hawerchuk	2	0	3	3	0
R. Hillier	1	0	0	0	2
B. Houlder	1	0	0	0	2
P. LaFontaine	2	1	4	5	2
G. Ledyard	2	0	0	0	15
B. May	3	1	0	1	0
B. Miller	2	0	0	0	19
A. Mogilny	3	2	0	2	2
C. Patterson	3	1	2	3	0
M. Ramsey	3	1	0	1	0
R. Ray	2	0	0	0	17
C. Ruuttu	3	0	1	1	2
D. Snuggerud	3	1	2	3	0
K. Sutton	3	0	0	0	4
T. Tanti	3	1	0	1	12
J. Wells	1	0	0	0	6
R. Wood	3	1	1	2	0

CALGARY	GP	G	A	PTS	PIM
C. Berube	1	0	0	0	2
R. Chemormaz	1	0	0	0	0
T. Fleury	3	1	3	4	0
T. Forslund	1	0	0	0	0
D. Gilmour	2	1	2	3	2
M. Habscheid	2	0	1	1	0
T. Harkins	1	0	0	0	0
T. Hunter	2	0	0	0	20
P. Kruse	1	0	0	0	2
J. Kyte	2	0	0	0	4
A. MacInnis	2	1	1	2	2
J. Macoun	2	0	1	1	15
S. Makarov	3	0	0	0	0
F. Musil	3	1	1	2	2
R. Nattress	1	0	0	0	15
J. Nieuwendyk	3	0	4	4	4
M. Osiecki	2	1	0	1	6
J. Otto	3	0	0	0	17
M. Petit	1	0	0	0	2
P. Ranheim	3	2	0	2	2
J. Reese	1	0	0	0	0
R. Reichel	3	0	3	3	0
G. Roberts	3	2	1	3	0
N. Sheehy	1	0	0	0	0
R. Stern	3	0	0	0	19
G. Suter	3	1	0	1	21
M. Vernon	2	0	0	0	0
C. Wilson	1	1	0	1	0
T. Yawney	1	0	0	0	0

**GWG:** Audette, May  
**PPG:** Audette, LaFontaine, Andreychuk  
**SHG:** None

## GOALTENDING

BUFFALO	GP	MIN	GA	EN	SO	AVG.	W	L	T
Reese	1	179	10	1	0	3.35	2	1	0
Draper	3	179	10	1	0	3.35	2	1	0

GOALS BY PERIOD	1	2	3	OT	TOT
Buffalo	4	6	2		12
Calgary	1	6	4		11

**GWG:** Osiecki  
**PPG:** Osiecki, Fleury, Wilson, Suter

**SHG:** None

CALGARY	GP	MIN	GA	EN	SO	AVG.	W	L	T
Reese	1	179	11	0	0	3.68	1	2	0
Vernon	3	179	11	0	0	3.68	1	2	0

SHOTS ON GOAL	1	2	3	OT	TOT
Buffalo	32	38	29		99
Calgary	27	36	36		99



# BUFFALO VS. CHICAGO



**1991-92 SUMMARY:**

	GP	W	L	T	GF	GA	PTS	PIM	PPG	PPA
Buffalo	3	2	1	0	9	5	4	144	4	27
Chicago	3	1	2	0	5	9	2	147	2	23

**AT BUFFALO**  
Nov. 22 - Buffalo 2 Chicago 0  
Mar. 1 - Chicago 3 Buffalo 1

**AT CHICAGO**  
Mar. 22 - Buffalo 6 Chicago 2

## INDIVIDUAL SCORING LEADERS

BUFFALO	GP	G	A	PTS	PIM
D. Andreychuk	3	1	0	1	2
D. Audette	2	1	1	2	8
D. Bodger	3	0	0	0	8
K. Carney	1	1	0	1	0
B. Corkum	1	0	0	0	2
G. Donnelly	3	0	0	0	7
T. Draper	2	0	0	0	0
K. Haller	1	0	0	0	4
D. Hannan	1	0	1	1	17
D. Hawerchuk	3	0	4	4	2
R. Hillier	1	0	0	0	0
B. Houlder	1	0	0	0	0
P. LaFontaine	2	1	1	2	19
G. Ledyard	1	0	1	1	0
D. Loewen	1	0	0	0	2
B. May	1	1	0	1	0
B. Miller	1	0	0	0	0
A. Mogilny	3	1	1	2	0
R. Moller	1	0	0	0	7
C. Patterson	2	1	0	1	0
W. Presley	1	1	0	1	0
D. Puppa	1	0	0	0	0
M. Ramsey	3	0	2	2	17
R. Ray	3	0	0	0	22
C. Ruuttu	2	1	0	1	2
D. Snuggerud	1	0	2	2	0
K. Sutton	3	0	0	0	2
P. Svoboda	1	0	2	2	12
T. Tanti	3	0	1	1	4
R. Vaive	1	0	0	0	0
J. Wells	1	0	0	0	0
R. Wood	3	0	0	0	7

CHICAGO	GP	G	A	PTS	PIM
E. Belfour	2	0	0	0	4
K. Brown	1	0	0	0	4
R. Brown	2	1	2	3	2
R. Buskas	2	0	0	0	26
C. Chelios	3	0	3	3	31
G. Gilbert	1	0	0	0	0
M. Goulet	3	0	0	0	8
D. Graham	3	1	0	1	4
S. Grimson	2	0	0	0	0
D. Hasek	2	0	0	0	2
T. Horacek	1	0	0	0	0
T. Hrkac	1	0	0	0	0
M. Hudson	3	0	0	0	2
J. Jackson	1	0	0	0	2
S. Konroyd	1	0	0	0	2
I. Kravchuk	2	0	1	1	0
F. Kucera	3	0	0	0	0
S. Larmer	3	0	0	0	0
J. Lemieux	2	0	1	1	2
B. Marchment	2	0	0	0	0
S. Matteau	2	0	0	0	12
B. Noonan	1	0	0	0	2
M. Peluso	3	0	0	0	5
J. Roenick	3	1	2	3	7
C. Russell	1	0	0	0	2
S. Smith	3	0	0	0	28
M. Stapleton	1	0	0	0	0
B. Sutter	2	1	0	1	0
D. Vincedelette	2	1	1	2	2

**GWG:** Ruuttu, Presley  
**PPG:** Mogilny, LaFontaine, Carney, Andreychuk  
**SHG:** Ruuttu, Patterson

**GWG:** Roenick  
**PPG:** Brown, Roenick  
**SHG:** None

## GOALTENDING

BUFFALO	GP	MIN	GA	EN	SO	AVG.	W	L	T
Draper	2	120	3	0	1	1.50	1	1	0
Puppa	1	60	2	0	0	2.00	1	0	0

GOALS BY PERIOD	1	2	3	OT	TOT
Buffalo	2	5	2		9
Chicago	1	0	4		5

CHICAGO	GP	MIN	GA	EN	SO	AVG.	W	L	T
Belfour	2	100	7	1	0	4.20	0	2	0
Hasek	2	80	1	0	0	0.75	1	0	0

SHOTS ON GOAL	1	2	3	OT	TOT
Buffalo	24	24	26		74
Chicago	33	34	27		94



# BUFFALO VS. DETROIT



1991-92 SUMMARY:	GP	W	L	T	GF	GA	PTS	PIM	PPG	PPA
Buffalo	3	0	2	1	9	16	1	62	3	14
Detroit	3	2	0	1	16	9	5	64	2	11

## AT BUFFALO

Feb. 12 - Detroit 9 Buffalo 4

## AT DETROIT

Oct. 30 - Detroit 3 Buffalo 1  
Jan. 29 - Buffalo 4 Detroit 4

## INDIVIDUAL SCORING LEADERS

BUFFALO	GP	G	A	PTS	PIM	DETROIT	GP	G	A	PTS	PIM
D. Andreychuk	3	1	2	3	0	S. Burr	3	1	1	2	2
D. Audette	3	2	2	4	2	J. Carson	3	1	4	5	2
D. Bodger	2	0	0	0	2	T. Cheveldae	3	0	0	0	0
B. Corkum	1	0	0	0	0	S. Chiasson	2	0	0	0	4
G. Donnelly	3	0	0	0	0	D. Crossman	2	0	0	0	2
J. Gage	1	0	0	0	0	B. Dollas	2	0	0	0	2
K. Haller	2	0	1	1	2	S. Fedorov	3	1	3	4	4
D. Hawerchuk	3	0	2	2	0	G. Gallant	3	0	1	1	9
R. Hiller	2	0	0	0	4	J. Garpenlov	2	0	0	0	0
P. LaFontaine	3	1	3	4	2	S. Kennedy	1	0	0	0	6
G. Ledyard	2	1	0	1	2	A. Kerr	2	0	0	0	0
C. Malarchuk	1	0	0	0	0	V. Konstantinov	3	0	1	1	2
B. May	3	0	0	0	7	N. Lidstrom	3	0	0	0	2
B. Miller	2	0	0	0	11	B. Marsh	2	0	0	0	0
A. Mogilny	2	0	1	1	4	B. McCrimmon	3	1	0	1	0
C. Patterson	2	0	0	0	0	G. Millen	1	0	0	0	0
D. Puppa	2	0	0	0	0	K. Miller	3	3	3	6	4
M. Ramsey	3	0	2	2	6	M. Potvin	1	0	0	0	7
R. Ray	1	0	0	0	2	K. Primeau	1	0	1	1	2
C. Ruuttu	2	0	0	0	0	B. Probert	3	2	2	4	10
D. Snuggerud	3	1	1	2	2	Y. Racine	2	0	1	1	0
K. Sutton	3	0	1	1	6	R. Sheppard	3	0	1	1	0
T. Tanti	3	1	2	3	2	D. Vial	1	0	0	0	2
J. Wells	2	0	0	0	6	P. Ysebaert	3	2	4	6	0
R. Wood	3	2	0	2	2	S. Yzerman	3	5	2	7	4

GWG: None  
PPG: LaFontaine, Tanti, Wood  
SHG: None

## GOALTENDING

BUFFALO	GP	MIN	GA	EN	SO	AVG.	W	L	T
Malarchuk	1	60	3	0	0	3.00	0	1	0
Puppa	2	125	13	0	0	6.24	0	1	1

GOALS BY PERIOD	1	2	3	OT	TOT
Buffalo	3	4	2	0	9
Detroit	3	5	8	0	16

GWG: Probert, Yzerman  
PPG: Carson, McCrimmon  
SHG: Yzerman, Ysebaert

DETROIT	GP	MIN	GA	EN	SO	AVG.	W	L	T
Cheveldae	3	160	9	0	0	3.38	2	0	0
Millen	1	24	0	0	0	0.00	0	0	1

SHOTS ON GOAL	1	2	3	OT	TOT
Buffalo	22	27	31	3	83
Detroit	41	43	27	1	112



# BUFFALO VS. EDMONTON



1991-92 SUMMARY:	GP	W	L	T	GF	GA	PTS	PIM	PPG	PPA
Buffalo	3	1	1	1	14	11	3	93	4	17
Edmonton	3	1	1	1	11	14	3	89	2	15

## AT BUFFALO

Dec. 20 - Buffalo 4 Edmonton 4  
Jan. 10 - Buffalo 8 Edmonton 2

## AT EDMONTON

Feb. 23 - Edmonton 5 Buffalo 2

## INDIVIDUAL SCORING LEADERS

BUFFALO	GP	G	A	PTS	PIM	EDMONTON	GP	G	A	PTS	PIM
D. Andreychuk	3	3	2	5	2	J. Beranek	3	0	2	2	0
D. Audette	3	0	0	0	17	K. Buchberger	3	0	1	1	2
D. Bodger	2	0	0	0	14	V. Damphousse	3	2	4	6	2
B. Corkum	1	1	0	1	0	L. DeBrusk	1	0	0	0	10
G. Donnelly	3	0	0	0	12	N. Foster	1	0	0	0	0
T. Draper	1	0	0	0	0	M. Gellinas	1	0	0	0	0
K. Haller	3	0	1	1	0	B. Glynn	1	0	0	0	0
D. Hawerchuk	3	0	3	3	2	G. Hawgood	1	0	0	0	0
R. Hiller	1	0	0	0	0	P. Klima	3	2	2	4	2
P. LaFontaine	3	3	3	6	4	M. Lamb	1	0	1	1	0
G. Ledyard	2	1	1	2	2	K. Lowe	2	0	0	0	2
C. Malarchuk	2	0	0	0	0	N. Maciver	3	0	2	2	4
B. May	3	1	1	2	12	C. MacTavish	3	0	1	1	4
B. Miller	1	0	0	0	4	D. Maley	1	0	0	0	0
A. Mogilny	3	1	3	4	0	T. Mallette	1	0	0	0	2
C. Patterson	1	0	0	0	0	D. Manson	3	0	1	1	12
M. Ramsey	3	0	2	2	0	S. Mellanby	3	1	0	1	5
R. Ray	2	0	0	0	0	C. Muni	2	0	0	0	2
C. Ruuttu	3	0	2	2	0	J. Murphy	3	0	2	2	2
D. Snuggerud	1	0	0	0	0	B. Nicholls	3	3	0	3	15
K. Sutton	3	0	0	0	2	B. Ranford	3	0	0	0	0
T. Tanti	3	3	0	3	0	L. Richardson	3	1	2	3	2
R. Vaive	1	0	0	0	0	M. Rucinsky	1	0	0	0	0
J. Wells	3	0	1	1	20	A. Semenov	2	1	1	2	0
R. Wood	3	1	3	4	2	C. Simpson	3	1	0	1	17
						G. Smith	3	0	0	0	4
						E. Tikkanen	1	0	0	0	2

GWG: Andreychuk  
PPG: Tanti, Andreychuk (3)  
SHG: Tanti, Wood

GWG: Nicholls  
PPG: Nicholls, Simpson  
SHG: None

## GOALTENDING

BUFFALO	GP	MIN	GA	EN	SO	AVG.	W	L	T
Draper	1	60	5	0	0	5.00	0	1	0
Malarchuk	2	125	6	0	0	2.88	1	0	1

GOALS BY PERIOD	1	2	3	OT	TOT
Buffalo	6	3	5	0	14
Edmonton	6	2	3	0	11

EDMONTON	GP	MIN	GA	EN	SO	AVG.	W	L	T
Foster	1	18	1	0	0	3.33	0	0	0
Ranford	3	167	13	0	0	4.67	1	1	1

SHOTS ON GOAL	1	2	3	OT	TOT
Buffalo	41	33	33	1	108
Edmonton	24	28	25	2	79







# BUFFALO VS. NEW JERSEY



1991-92 SUMMARY:	GP	W	L	T	GF	GA	PTS	PIM	PPG	PPA
Buffalo	3	1	1	1	13	15	3	55	4	17
New Jersey	3	1	1	1	15	13	3	82	1	10

## AT BUFFALO

Mar. 6 - Buffalo 5 New Jersey 4

## AT NEW JERSEY

Dec. 28 - New Jersey 3 Buffalo 0  
Jan. 15 - Buffalo 8 New Jersey 8

## INDIVIDUAL SCORING LEADERS

BUFFALO	GP	G	A	PTS	PIM
D. Andreychuk	3	1	4	5	2
D. Audette	2	2	2	4	2
D. Bodger	3	2	2	4	0
B. Corkum	1	0	1	1	0
G. Donnelly	3	0	0	0	11
T. Draper	1	0	0	0	0
K. Haller	2	0	0	0	7
D. Hawerchuk	3	0	8	8	0
R. Hillier	1	0	0	0	2
B. Houlder	1	0	0	0	0
P. LaFontaine	3	4	0	4	0
G. Ledyard	2	0	0	0	0
C. Malarchuk	1	0	0	0	0
B. May	3	0	0	0	21
B. Miller	1	0	0	0	0
A. Mogilny	3	2	3	5	0
C. Patterson	2	0	0	0	4
D. Puppa	3	0	0	0	0
M. Ramsey	3	0	0	0	0
R. Ray	3	0	0	0	2
C. Ruuttu	3	0	0	0	2
D. Snuggerud	1	0	0	0	0
K. Sutton	2	1	0	1	0
T. Tanti	3	0	1	1	2
J. Wells	3	1	2	3	0
R. Wood	3	0	0	0	0

NEW JERSEY	GP	G	A	PTS	PIM
D. Barr	2	2	2	4	0
C. Billington	3	0	0	0	2
L. Boschman	3	0	2	2	2
D. Brown	3	3	2	5	0
T. Chorske	1	0	1	1	0
Z. Ciger	1	2	0	2	0
K. Daneyko	3	0	1	1	19
B. Driver	3	0	3	3	0
V. Fetisov	3	0	1	1	2
A. Kasatonov	3	0	1	1	6
C. Lemieux	3	1	1	2	12
D. Maley	1	0	1	1	14
T. Mallette	2	1	1	2	10
R. McKay	3	1	0	1	7
M. O'Conner	1	0	0	0	0
S. Richer	3	2	3	5	0
A. Semak	2	0	2	2	0
J. Skalde	1	0	1	1	0
P. Stastny	2	0	2	2	0
S. Stevens	2	1	1	2	0
P. Sundstrom	1	0	0	0	2
C. Terreri	1	0	0	0	2
K. Todd	3	1	2	3	0
C. Vilgrain	3	1	0	1	0
E. Weinrich	3	0	1	1	0
V. Zelepukin	2	0	0	0	4

GWG: Audette  
PPG: Andreychuk, LaFontaine (2), Mogilny  
SHG: None

## GOALTENDING

BUFFALO	GP	MIN	GA	EN	SO	AVG.	W	L	T
Draper	1	37	1	0	0	1.62	1	0	0
Malarchuk	1	46	7	0	0	9.13	0	0	0
Puppa	3	102	7	0	0	4.12	0	1	1

GOALS BY PERIOD	1	2	3	OT	TOT
Buffalo	3	4	6		13
New Jersey	3	8	4		15

GWG: Richer  
PPG: Richer  
SHG: Brown (2)

NEW JERSEY	GP	MIN	GA	EN	SO	AVG.	W	L	T
Billington	3	136	5	0	1	2.21	1	1	0
Terreri	1	49	8	0	0	9.80	0	0	1

GOALS BY PERIOD	1	2	3	OT	TOT
Buffalo	29	45	26		101
New Jersey	30	29	32		94



# BUFFALO VS. N.Y. ISLANDERS



1991-92 SUMMARY:	GP	W	L	T	GF	GA	PTS	PIM	PPG	PPA
Buffalo	3	1	2	0	8	12	2	59	5	18
N.Y. Islanders	3	2	1	0	12	8	4	63	4	11

## AT BUFFALO

Jan. 3 - Buffalo 5 N.Y. Islanders 2  
Mar. 8 - N.Y. Islanders 6 Buffalo 2

## AT NY ISLANDERS

Mar. 14 - N.Y. Islanders 4 Buffalo 1

## INDIVIDUAL SCORING LEADERS

BUFFALO	GP	G	A	PTS	PIM
D. Andreychuk	3	2	2	4	0
D. Audette	2	0	0	0	2
D. Bodger	3	1	2	3	0
K. Carney	2	0	1	1	0
B. Corkum	1	0	0	0	0
G. Donnelly	2	0	0	0	15
T. Draper	1	0	0	0	0
J. Gage	1	0	0	0	0
K. Haller	1	0	0	0	0
D. Hannan	1	0	0	0	0
D. Hawerchuk	3	1	1	2	2
B. Houlder	2	0	0	0	0
P. LaFontaine	3	1	3	4	2
G. Ledyard	3	0	0	0	0
D. Littman	1	0	0	0	0
C. Malarchuk	1	0	0	0	0
B. May	3	0	0	0	7
A. Mogilny	3	3	1	4	15
R. Moller	1	0	0	0	0
C. Patterson	1	0	0	0	0
W. Presley	1	0	0	0	4
M. Ramsey	2	0	0	0	2
R. Ray	2	0	0	0	2
C. Ruuttu	2	0	1	1	4
D. Snuggerud	2	0	0	0	0
K. Sutton	1	0	0	0	0
P. Svoboda	1	0	0	0	2
T. Tanti	3	0	0	0	0
J. Wells	2	0	0	0	2
R. Wood	3	0	2	2	0

NY ISLANDERS	GP	G	A	PTS	PIM
K. Baumgartner	1	0	0	0	2
B. Berg	2	0	1	1	4
A. Creighton	2	0	1	1	0
B. Dalgarno	1	0	0	0	0
R. Ferraro	3	2	1	3	4
J. Finley	1	0	0	0	0
T. Fitzgerald	1	0	0	0	0
M. Fitzpatrick	2	0	0	0	0
G. Healy	1	0	0	0	0
B. Hogue	3	0	5	5	2
D. King	3	1	5	6	6
U. Krupp	2	0	1	1	2
T. Kurvers	3	2	0	2	0
S. Lachance	2	0	1	1	0
C. Loiselle	1	0	0	0	2
D. Marois	1	1	0	1	0
H. McDonough	2	0	0	0	0
M. McInnis	2	2	0	2	0
D. McLwain	2	0	1	1	2
J. Norton	1	0	1	1	0
R. Pilon	3	0	0	0	21
J. Reekie	3	0	0	0	9
S. Thomas	3	2	2	4	0
G. Townshend	1	0	0	0	0
P. Turgeon	3	2	2	4	0
D. Vaske	3	0	0	0	2
D. Volek	2	0	0	0	0
M. Vukota	3	0	2	2	7
S. Weeks	1	0	0	0	0

GWG: Mogilny  
PPG: Andreychuk, Mogilny (2), LaFontaine, Bodger  
SHG: None

GWG: Turgeon (2)  
PPG: Kurvers (2), Ferraro, Turgeon  
SHG: None

## GOALTENDING

BUFFALO	GP	MIN	GA	EN	SO	AVG.	W	L	T
Draper	1	60	6	0	0	6.00	0	1	0
Littman	1	60	4	0	0	4.00	0	1	0
Malarchuk	1	60	2	0	0	2.00	1	0	0

GOALS BY PERIOD	1	2	3	OT	TOT
Buffalo	2	2	4		8
N.Y. Islanders	4	3	5		12

NY ISLANDERS	GP	MIN	GA	EN	SO	AVG.	W	L	T
Fitzpatrick	2	120	3	0	0	1.50	2	0	0
Healy	1	47	4	0	0	5.11	0	1	0
Weeks	1	13	1	0	0	4.62	0	0	0

SHOTS ON GOAL	1	2	3	OT	TOT
Buffalo	37	43	40		120
N.Y. Islanders	29	31	25		85



# BUFFALO VS. N.Y. RANGERS



1991-92 SUMMARY:	GP	W	L	T	GF	GA	PTS	PIM	PPG	PPA
Buffalo	3	1	2	0	12	14	2	108	4	18
N.Y. Rangers	3	2	1	0	14	12	4	101	5	16

### AT BUFFALO

Nov. 29 - N.Y. Rangers 5 Buffalo 4  
Jan. 12 - Buffalo 6 N.Y. Rangers 3

### AT NY RANGERS

Jan. 14 - N.Y. Rangers 6 Buffalo 2

### INDIVIDUAL SCORING LEADERS

BUFFALO	GP	G	A	PTS	PIM	NY RANGERS	GP	G	A	PTS	PIM
D. Andreychuk	3	1	2	3	0	T. Amonte	3	1	2	3	0
D. Audette	3	2	1	3	4	J. Beukeboom	3	0	0	0	4
D. Bodger	3	0	4	4	6	P. Broten	3	0	1	1	2
G. Donnelly	3	0	0	0	27	J. Cirella	3	0	2	2	4
T. Draper	1	0	0	0	0	P. Djoos	2	0	2	2	0
K. Haller	3	0	1	1	2	T. Domi	3	1	1	2	28
D. Hawerchuk	3	1	3	4	0	M. Gartner	3	4	1	5	2
R. Hillier	1	0	0	0	2	R. Gilhen	2	0	0	0	0
P. LaFontaine	2	2	1	3	2	A. Graves	3	0	2	2	12
G. Ledyard	2	0	0	0	0	M. Hardy	1	0	0	0	4
C. Malarchuk	2	0	0	0	0	T. Kerr	2	1	1	2	0
B. May	3	0	0	0	6	K. King	3	1	0	1	14
B. Miller	2	1	1	2	7	J. Kocur	3	0	0	0	17
A. Mogilny	3	3	0	3	0	B. Leetch	3	1	5	6	0
C. Patterson	3	0	0	0	0	M. Messier	3	3	2	5	0
D. Puppa	1	0	0	0	0	R. Moller	2	1	1	2	4
M. Ramsey	2	0	1	1	2	S. Nemchinov	3	0	2	2	0
R. Ray	2	0	0	0	22	J. Ogronchik	3	1	1	2	0
C. Ruuttu	3	0	3	3	0	J. Patrick	3	0	1	1	2
D. Snuggerud	1	0	0	0	0	M. Richter	2	0	0	0	0
K. Sutton	3	0	2	2	7	N. Rochefort	1	0	0	0	2
T. Tanti	3	0	1	1	4	D. Turcotte	1	0	0	0	4
J. Wells	3	0	0	0	15	J. Vanbiesbrouck	1	0	0	0	0
R. Wood	3	2	0	2	0	D. Weight	1	0	0	0	0
(Bench)					2	(Bench)					2

GWG: LaFontaine  
PPG: Mogilny (2), LaFontaine, Andreychuk  
SHG: None

### GOALTENDING

BUFFALO	GP	MIN	GA	EN	SO	AVG.	W	L	T
Draper	1	61	5	0	0	4.92	0	1	0
Malarchuk	2	85	7	0	0	4.94	1	1	0
Puppa	1	35	2	0	0	3.43	0	0	0

GOALS BY PERIOD	1	2	3	OT	TOT
Buffalo	2	4	6	0	12
N.Y. Rangers	5	6	2	1	14

GWG: Messier, Moller  
PPG: Gartner, Kerr, Amonte, Messier (2)  
SHG: None

NY RANGERS	GP	MIN	GA	EN	SO	AVG.	W	L	T
Richter	2	121	6	0	0	2.98	2	0	0
Van'Brouck	1	60	6	0	0	6.00	0	1	0

SHOTS ON GOAL	1	2	3	OT	TOT
Buffalo	31	36	37	0	104
N.Y. Rangers	30	33	23	2	88



# BUFFALO VS. PHILADELPHIA



1991-92 SUMMARY:	GP	W	L	T	GF	GA	PTS	PIM	PPG	PPA
Buffalo	3	1	1	1	11	13	3	116	4	18
Philadelphia	3	1	1	1	13	11	3	79	5	18

### AT BUFFALO

Nov. 8 - Buffalo 4 Philadelphia 3 OT

### AT PHILADELPHIA

Nov. 7 - Philadelphia 5 Buffalo 2  
Jan. 7 - Buffalo 5 Philadelphia 5

### INDIVIDUAL SCORING LEADERS

BUFFALO	GP	G	A	PTS	PIM	PHILADELPHIA	GP	G	A	PTS	PIM
D. Andreychuk	3	0	2	2	2	K. Acton	1	0	0	0	0
D. Audette	3	1	1	2	0	C. Boivin	1	0	0	0	0
D. Bodger	3	1	3	4	6	R. Brind'Amour	3	0	4	4	9
G. Donnelly	3	1	1	2	2	D. Brown	3	0	0	0	0
J. Gage	1	0	1	1	0	M. Craven	1	0	0	0	4
K. Haller	2	1	1	2	2	T. Carkner	3	0	0	0	22
D. Hawerchuk	3	1	2	3	0	K. Daniels	2	0	0	0	0
R. Hillier	3	0	0	0	13	K. Dineen	1	2	1	3	0
P. LaFontaine	3	2	1	3	15	S. Duchesne	3	2	1	3	4
B. May	3	0	1	1	6	P. Eklund	3	1	1	2	0
B. Miller	3	0	0	0	19	C. Foster	1	0	0	0	2
A. Mogilny	3	2	2	4	0	M. Frer	1	0	0	0	0
C. Patterson	3	0	1	1	0	G. Galley	1	0	3	3	2
D. Puppa	3	0	0	0	0	R. Hextall	3	0	0	0	9
M. Ramsey	3	0	0	0	8	M. Howe	1	0	1	1	0
R. Ray	2	0	0	0	20	K. Huffman	2	0	0	0	4
C. Ruuttu	3	0	1	1	0	B. Jones	3	0	2	2	4
D. Snuggerud	2	0	1	1	4	S. Kasper	2	1	0	1	0
K. Sutton	3	0	0	0	0	D. Kordic	2	0	0	0	2
T. Tanti	1	0	0	0	15	A. Lomakin	3	2	0	2	4
J. Wells	1	1	2	3	0	G. Murphy	2	0	0	0	0
R. Wood	3	1	0	1	2	M. Pederson	3	2	1	3	2
(Bench)					2	D. Quinn	3	2	2	4	2
						M. Ricci	3	0	2	2	2
						K. Samuelsson	3	0	2	2	2
						R. Tocchet	3	1	4	5	5

GWG: Audette  
PPG: Mogilny, Hawerchuk, Wood, Bodger  
SHG: None

### GOALTENDING

BUFFALO	GP	MIN	GA	EN	SO	AVG.	W	L	T
Puppa	3	186	13	0	0	4.19	1	1	1

GOALS BY PERIOD	1	2	3	OT	TOT
Buffalo	4	3	3	1	11
Philadelphia	4	5	4	0	13

GWG: Eklund  
PPG: Quinn (2), Pederson, Duchesne, Dineen  
SHG: Eklund

PHILA.	GP	MIN	GA	EN	SO	AVG.	W	L	T
Hextall	3	186	11	0	0	3.55	1	1	1

SHOTS ON GOAL	1	2	3	OT	TOT
Buffalo	29	20	25	5	79
Philadelphia	34	32	15	1	84







# BUFFALO VS. SAN JOSE



1991-92 SUMMARY:	GP	W	L	T	GF	GA	PTS	PIM	PPG	PPA
Buffalo	3	3	0	0	17	8	6	70	3	18
San Jose	3	0	3	0	8	17	0	65	2	18

### AT BUFFALO

Oct. 25 - Buffalo 3 San Jose 1  
Feb. 14 - Buffalo 7 San Jose 6

### AT SAN JOSE

Nov. 12 - Buffalo 7 San Jose 1

### INDIVIDUAL SCORING LEADERS

BUFFALO	GP	G	A	PTS	PIM
D. Andreychuk	3	1	4	5	2
D. Audette	3	3	0	3	2
D. Bodger	2	1	0	1	4
P. Ciavaglia	2	0	0	0	0
B. Corkum	1	0	0	0	0
G. Donnelly	3	0	0	0	2
T. Draper	1	0	0	0	0
K. Haller	3	0	2	2	10
D. Hawerchuk	3	3	2	5	6
R. Hillier	3	0	0	0	0
P. LaFontaine	1	3	0	3	0
G. Ledyard	1	0	1	1	0
C. Malarchuk	2	0	0	0	0
B. May	3	1	2	3	7
B. Miller	2	0	0	0	6
A. Mogilny	3	1	7	8	2
C. Patterson	1	0	1	1	0
D. Puppa	1	0	0	0	0
M. Ramsey	3	0	0	0	2
R. Ray	2	0	1	1	7
C. Ruuttu	3	1	2	3	0
D. Snuggerud	3	0	1	1	2
K. Sutton	3	0	3	3	2
T. Tanti	2	2	0	2	0
J. Wells	1	0	0	0	7
R. Wood	3	1	1	2	9

**GWG:** May, Bodger, Hawerchuk  
**PPG:** Hawerchuk (2), Tanti  
**SHG:** Ruuttu

### GOALTENDING

BUFFALO	GP	MIN	GA	EN	SO	AVG.	W	L	T
Draper	1	60	1	0	0	1.00	1	0	0
Malarchuk	2	100	7	0	0	4.20	1	0	0
Puppa	1	20	0	0	0	0.00	1	0	0

GOALS BY PERIOD	1	2	3	OT	TOT
Buffalo	6	5	6		17
San Jose	2	4	2		8

SAN JOSE	GP	G	A	PTS	PIM
P. Anderson	3	0	0	0	8
P. Berezan	2	0	0	0	0
S. Bozek	3	0	0	0	0
D. Bruce	2	2	1	3	2
J. Carter	1	0	0	0	0
E. Courtenay	1	0	0	0	0
C. Coxie	1	0	0	0	0
D. Evason	3	0	1	1	5
P. Falloon	3	1	0	1	0
P. Fenton	3	0	0	0	2
L. Gaetz	2	0	0	0	4
J. Hackett	1	0	0	0	0
K. Hammond	3	0	0	0	4
A. Irbe	1	0	0	0	0
K. Kisio	1	0	0	0	0
B. Lawton	3	1	2	3	6
P. MacLeod	2	0	0	0	0
B. McGill	3	1	0	1	7
B. Mullen	3	2	1	3	0
J. Myllys	2	0	0	0	0
J. Odgers	2	1	0	1	5
W. Presley	3	0	0	0	14
M. Sullivan	1	0	0	0	0
N. Wilkinson	2	0	0	0	2
D. Williams	2	0	2	2	2
D. Wilson	2	0	3	3	4
R. Zettler	3	0	1	1	0

**GWG:** None  
**PPG:** Falloon, Bruce  
**SHG:** None

SAN JOSE	GP	MIN	GA	EN	SO	AVG.	W	L	T
Hackett	1	40	4	0	0	6.00	0	0	0
Irbe	1	20	3	0	0	9.00	0	1	0
Myllys	2	120	10	0	0	5.00	0	2	0

SHOTS ON GOAL	1	2	3	OT	TOT
Buffalo	41	42	34		117
San Jose	32	39	42		113



# BUFFALO VS. ST. LOUIS



1991-92 SUMMARY:	GP	W	L	T	GF	GA	PTS	PIM	PPG	PPA
Buffalo	3	1	2	0	11	14	2	79	5	18
St. Louis	3	2	1	0	14	11	4	59	5	11

### AT BUFFALO

Dec. 11 - St. Louis 6 Buffalo 3  
Dec. 31 - Buffalo 4 St. Louis 3

### AT ST LOUIS

Jan. 21 - St. Louis 5 Buffalo 4

### INDIVIDUAL SCORING LEADERS

BUFFALO	GP	G	A	PTS	PIM
D. Andreychuk	3	1	2	3	15
D. Audette	2	1	1	2	0
D. Bodger	3	0	1	1	0
G. Donnelly	3	0	0	0	4
T. Draper	1	0	0	0	0
J. Gage	1	0	0	0	0
K. Haller	3	0	0	0	4
D. Hawerchuk	3	4	3	7	0
P. LaFontaine	2	3	2	5	0
G. Ledyard	3	0	2	2	0
C. Malarchuk	1	0	0	0	0
B. May	3	0	0	0	2
B. Miller	1	0	0	0	0
A. Mogilny	3	1	1	2	25
C. Patterson	3	0	1	1	0
D. Puppa	1	0	0	0	0
M. Ramsey	3	0	0	0	0
R. Ray	2	0	1	1	7
C. Ruuttu	3	0	1	1	2
D. Snuggerud	2	0	0	0	2
K. Sutton	3	0	0	0	0
T. Tanti	3	1	0	1	2
J. Wells	2	0	0	0	12
R. Wood	3	0	2	2	4

ST LOUIS	GP	G	A	PTS	PIM
M. Baron	2	0	0	0	2
B. Bassen	2	0	0	0	2
J. Brown	3	2	3	5	2
G. Butcher	3	0	0	0	15
G. Cavallini	3	1	1	2	0
P. Cavallini	3	1	0	1	8
K. Chase	1	0	0	0	12
D. Christian	2	0	0	0	0
N. Emerson	3	2	2	4	0
G. Hebert	2	0	0	0	0
B. Hull	3	3	1	4	0
C. Joseph	1	0	1	1	0
D. Kimble	2	0	0	0	0
D. Lowry	2	1	1	2	0
M. Mongeau	3	0	2	2	2
L. Norwood	3	0	2	2	2
A. Oates	3	1	3	4	0
R. Robinson	1	0	0	0	0
B. Shanahan	3	2	4	6	2
Rich Sutter	3	1	0	1	2
Ron Sutter	3	0	1	1	2
R. Wilson	3	0	1	1	2
R. Zombo	3	0	1	1	6

**GWG:** LaFontaine  
**PPG:** Hawerchuk (3), Andreychuk, Tanti  
**SHG:** None

**GWG:** Oates, Emerson  
**PPG:** Hull (2), Shanahan (2), Brown  
**SHG:** None

### GOALTENDING

BUFFALO	GP	MIN	GA	EN	SO	AVG.	W	L	T
Draper	1	60	5	1	0	5.00	0	1	0
Malarchuk	1	60	3	0	0	3.00	1	0	0
Puppa	1	59	5	0	0	5.08	0	1	0

GOALS BY PERIOD	1	2	3	OT	TOT
Buffalo	1	3	7		11
St. Louis	0	9	5		14

ST LOUIS	GP	MIN	GA	EN	SO	AVG.	W	L	T
Hebert	2	119	7	0	0	3.53	1	1	0
Joseph	1	60	4	0	0	4.00	1	0	0

SHOTS ON GOAL	1	2	3	OT	TOT
Buffalo	35	38	38		111
St. Louis	28	47	20		95



# BUFFALO VS. TORONTO



1991-92 SUMMARY:	GP	W	L	T	GF	GA	PTS	PIM	PPG	PPA
Buffalo	2	2	0	0	9	3	4	54	1	7
Toronto	2	0	2	0	3	9	0	38	1	10

### AT BUFFALO

Mar. 25 - Buffalo 5 Toronto 2

### AT TORONTO

Dec. 21 - Buffalo 4 Toronto 1

### INDIVIDUAL SCORING LEADERS

BUFFALO	GP	G	A	PTS	PIM
D. Andreychuk	2	0	0	0	0
D. Audette	1	2	0	2	2
D. Bodger	2	1	0	1	8
K. Carney	1	0	1	1	0
G. Donnelly	2	0	0	0	0
D. Hannan	1	0	0	0	2
D. Hawerchuk	2	0	2	2	0
P. LaFontaine	2	1	2	3	2
G. Ledyard	1	0	0	0	0
C. Malarchuk	1	0	0	0	0
B. May	1	0	0	0	7
B. Miller	1	0	0	0	9
A. Mogilny	2	4	0	4	0
R. Moller	1	0	0	0	0
C. Patterson	2	0	0	0	2
W. Presley	1	1	0	1	0
D. Puppa	1	0	0	0	0
M. Ramsey	2	0	1	1	2
R. Ray	2	0	0	0	2
C. Ruutu	1	0	0	0	0
D. Snuggerrud	1	0	0	0	0
K. Sutton	2	0	0	0	0
P. Svoboda	1	0	0	0	0
T. Tanti	2	0	1	1	0
J. Wells	1	0	0	0	12
R. Wood	2	0	0	0	4
(Bench)					2

### TORONTO

TORONTO	GP	G	A	PTS	PIM
G. Anderson	2	0	0	0	4
K. Baumgartner	1	0	0	0	2
C. Berube	1	0	1	1	9
B. Bradley	2	0	0	0	0
M. Bullard	2	0	0	0	2
W. Clark	1	0	0	0	0
L. DeBlois	1	0	0	0	0
D. Ellett	2	0	0	0	0
M. Foligno	1	1	0	1	0
G. Fuhr	1	0	0	0	0
T. Gill	2	0	0	0	5
D. Gilmour	1	0	0	0	0
A. Godynuk	1	0	0	0	0
D. Hannan	1	0	0	0	0
M. Krushelnyski	2	0	0	0	0
G. Larose	1	0	0	0	0
G. Leeman	1	0	0	0	0
C. Loiselle	1	0	0	0	4
J. Macoun	1	0	0	0	0
K. Manderville	1	0	0	0	0
D. Marois	1	0	0	0	2
D. McLlwain	1	0	1	1	0
R. Nattress	1	0	0	0	2
M. Osborne	1	1	0	1	0
R. Pearson	1	0	0	0	2
M. Petit	1	0	0	0	2
J. Reese	1	0	0	0	0
B. Rouse	2	0	0	0	2
J. Sacco	1	1	0	1	2
D. Shannon	1	0	0	0	0
P. Zezel	1	0	0	0	0

**GWG:** LaFontaine, Mogilny  
**PPG:** LaFontaine  
**SHG:** None

### GOALTENDING

BUFFALO	GP	MIN	GA	EN	SO	AVG.	W	L	T
Malarchuk	1	60	1	0	0	1.00	1	0	0
Puppa	1	60	2	0	0	2.00	1	0	0

GOALS BY PERIOD	1	2	3	OT	TOT
Buffalo	3	2	4		9
Toronto	1	1	1		3

**GWG:** None  
**PPG:** Foligno  
**SHG:** Osborne

TORONTO	GP	MIN	GA	EN	SO	AVG.	W	L	T
Fuhr	1	59	4	1	0	4.06	0	1	0
Reese	1	60	4	0	0	4.00	0	1	0

SHOTS ON GOAL	1	2	3	OT	TOT
Buffalo	26	16	23		63
Toronto	19	20	32		71



# BUFFALO VS. VANCOUVER



1991-92 SUMMARY:	GP	W	L	T	GF	GA	PTS	PIM	PPG	PPA
Buffalo	2	0	2	0	6	9	0	53	1	8
Vancouver	2	2	0	0	9	6	4	54	2	8

### AT BUFFALO

Oct. 13 - Vancouver 3 Buffalo 1

### AT VANCOUVER

Feb. 19 - Vancouver 6 Buffalo 5

### INDIVIDUAL SCORING LEADERS

BUFFALO	GP	G	A	PTS	PIM
D. Andreychuk	2	0	1	1	0
D. Audette	2	0	2	2	0
D. Bodger	1	0	0	0	0
B. Corkum	1	1	0	1	0
G. Donnelly	2	0	0	0	19
T. Draper	1	0	0	0	0
K. Haller	2	1	1	2	0
D. Hawerchuk	2	0	0	0	0
R. Hillier	1	0	0	0	4
U. Krupp	1	0	0	0	0
P. LaFontaine	1	1	0	1	0
G. Ledyard	2	0	0	0	0
B. May	1	0	1	1	0
D. McLlwain	1	0	0	0	0
B. Miller	1	0	0	0	0
A. Mogilny	2	0	1	1	0
D. Puppa	2	0	0	0	0
M. Ramsey	2	0	0	0	5
R. Ray	2	0	0	0	17
C. Ruutu	2	1	2	3	2
D. Snuggerrud	2	0	0	0	2
K. Sutton	1	0	1	1	2
T. Tanti	1	1	0	1	2
P. Turgeon	1	0	1	1	0
R. Vaive	1	1	0	1	0
J. Wells	1	0	0	0	0
R. Wood	1	0	1	1	0

VANCOUVER	GP	G	A	PTS	PIM
G. Adams	2	1	1	2	0
D. Babych	2	0	0	0	0
P. Bure	1	1	1	2	0
G. Courtnall	2	1	1	2	0
G. Diduck	2	1	0	1	12
R. Dirk	2	0	0	0	4
T. Fergus	1	0	1	1	2
R. Kron	1	0	1	1	0
I. Larionov	1	0	3	3	0
D. Lidster	2	0	0	0	4
T. Linden	2	3	1	4	2
J. Lumme	2	0	2	2	0
A. McBain	1	1	0	1	0
K. McLean	2	0	0	0	0
S. Mommesso	2	0	1	1	4
D. Murzyn	2	0	0	0	7
P. Nedved	2	0	0	0	2
G. Odjick	2	0	1	1	2
C. Ronning	2	0	1	1	0
J. Sandlak	2	1	0	1	0
G. Valk	2	0	1	1	15
R. Walter	1	0	1	1	0

**GWG:** None  
**PPG:** LaFontaine  
**SHG:** None

**GWG:** Diduck, Linden  
**PPG:** Courtnall, Adams  
**SHG:** None

### GOALTENDING

BUFFALO	GP	MIN	GA	EN	SO	AVG.	W	L	T
Draper	1	39	3	0	0	4.62	0	1	0
Puppa	2	79	5	1	0	3.80	0	1	0

VANCOUVER	GP	MIN	GA	EN	SO	AVG.	W	L	T
McLean	2	120	6	0	0	3.00	2	0	0



# BUFFALO VS. WASHINGTON



# BUFFALO VS. WINNIPEG



1991-92 SUMMARY:

	GP	W	L	T	GF	GA	PTS	PIM	PPG	PPA
Buffalo	3	1	1	1	10	8	3	57	3	16
Washington	3	1	1	1	8	10	3	65	2	16

### AT BUFFALO

Dec. 18 - Buffalo 2 Washington 2  
 Feb. 4 - Buffalo 7 Washington 3

### AT WASHINGTON

Oct. 5 - Washington 3 Buffalo 1

### INDIVIDUAL SCORING LEADERS

BUFFALO	GP	G	A	PTS	PIM
D. Andreychuk	3	2	4	6	0
D. Audette	2	0	0	0	4
D. Bodger	3	0	1	1	2
B. Curran	1	0	0	0	2
G. Donnelly	2	0	2	2	0
L. Franceschetti	1	0	0	0	0
K. Haller	3	0	0	0	6
D. Hawerchuk	3	1	2	3	0
R. Hillier	1	0	1	1	2
B. Hogue	1	0	0	0	0
U. Krupp	1	0	0	0	2
P. LaFontaine	1	1	2	3	0
G. Ledyard	2	1	0	1	0
C. Malarchuk	2	0	0	0	0
B. May	2	0	0	0	0
B. Miller	2	0	0	0	2
A. Mogilny	1	0	0	0	0
C. Patterson	2	0	0	0	0
D. Puppa	1	0	0	0	0
M. Ramsey	2	0	0	0	0
R. Ray	3	2	0	2	0
C. Ruuttu	3	0	3	3	8
D. Snuggerud	3	0	0	0	2
K. Sutton	2	1	1	2	4
T. Tanti	2	1	0	1	9
P. Turgeon	1	0	1	1	0
R. Vaive	3	0	0	0	0
J. Wells	2	0	1	1	12
R. Wood	2	1	1	2	2

WASHINGTON	GP	G	A	PTS	PIM
T. Bergland	1	0	0	0	0
P. Bondra	3	0	0	0	0
R. Burrige	3	2	2	4	2
D. Ciccarelli	3	3	1	4	2
S. Cote	3	0	1	1	4
J. Druce	3	0	0	0	7
J. Greenlaw	1	0	0	0	17
K. Hatcher	3	1	1	2	2
J. Hrivnak	1	0	0	0	0
D. Hunter	3	0	1	1	13
A. Iafate	3	0	2	2	4
C. Johansson	3	0	1	1	0
D. Khristich	3	0	1	1	2
T. Krygier	2	1	0	1	2
N. Kypros	3	0	0	0	2
M. Lalor	3	0	1	1	0
R. Langway	2	0	0	0	2
M. Liut	2	0	0	0	0
A. May	3	0	0	0	0
K. Miller	2	0	0	0	0
M. Pivonka	3	1	1	2	2
M. Ridley	3	0	1	1	4
K. Sabourin	1	0	0	0	0

GWG: Wood  
 PPG: Hawerchuk, Andreychuk, Tanti  
 SHG: None

### GOALTENDING

BUFFALO	GP	MIN	GA	EN	SO	AVG.	W	L	T
Malarchuk	2	124	4	1	0	1.94	0	1	1
Puppa	1	60	3	0	0	3.00	1	0	0

GOALS BY PERIOD	1	2	3	OT	TOT
Buffalo	2	1	7	0	10
Washington	1	2	5	0	8

GWG: Ciccarelli  
 PPG: Burrige, Ciccarelli  
 SHG: None

WASH.	GP	MIN	GA	EN	SO	AVG.	W	L	T
Hrivnak	1	60	1	0	0	1.00	1	0	0
Liut	2	124	9	0	0	4.35	0	1	1

GOALS BY PERIOD	1	2	3	OT	TOT
Buffalo	35	23	44	3	105
Washington	25	26	43	4	98

1991-92 SUMMARY:

	GP	W	L	T	GF	GA	PTS	PIM	PPG	PPA
Buffalo	2	1	1	0	9	7	2	103	2	11
Winnipeg	2	1	1	0	7	9	2	78	2	12

### AT BUFFALO

Jan. 26 - Buffalo 5 Winnipeg 2

### AT WINNIPEG

Dec. 4 - Winnipeg 5 Buffalo 4

### INDIVIDUAL SCORING LEADERS

BUFFALO	GP	G	A	PTS	PIM
D. Andreychuk	2	2	2	4	2
D. Audette	2	0	1	1	2
D. Bodger	2	0	1	1	0
G. Donnelly	2	0	0	0	20
J. Gage	1	0	0	0	0
K. Haller	2	0	0	0	0
D. Hawerchuk	2	2	3	5	0
R. Hillier	1	0	0	0	15
P. LaFontaine	1	2	0	2	0
G. Ledyard	2	1	1	2	10
C. Malarchuk	1	0	0	0	0
B. May	2	0	0	0	8
B. Miller	2	0	0	0	21
A. Mogilny	1	0	2	2	0
C. Patterson	2	0	0	0	7
D. Puppa	1	0	0	0	0
M. Ramsey	1	0	0	0	2
R. Ray	2	1	0	1	0
C. Ruuttu	1	0	0	0	0
D. Snuggerud	2	0	0	0	10
K. Sutton	1	0	2	2	0
T. Tanti	2	0	0	0	4
J. Wells	1	0	0	0	0
R. Wood	2	1	1	2	2

WINNIPEG	GP	G	A	PTS	PIM
S. Barnes	1	0	0	0	0
L. Borsato	1	0	0	0	0
A. Broten	1	0	0	0	0
F. Carlyle	2	0	2	2	0
D. Cole	1	0	1	1	0
S. Cronin	2	0	0	0	4
M. Eagles	2	1	0	1	2
P. Elynuik	2	1	3	4	2
D. Evans	1	1	0	1	2
B. Essensa	2	0	0	0	0
M. Hartman	2	0	1	1	15
P. Housley	2	1	1	2	0
J. LeBlanc	1	0	0	0	0
P. MacDermid	2	0	2	2	13
M. Marois	2	0	0	0	4
R. Murray	1	0	0	0	12
T. Murray	2	1	1	2	4
T. Numminen	2	0	1	1	0
F. Olsson	1	0	0	0	0
E. Olczyk	1	0	0	0	0
M. Osborne	1	0	1	1	4
R. Romaniuk	1	0	0	0	0
D. Shannon	2	1	0	1	10
T. Steen	1	1	0	1	0
P. Sykes	1	0	0	0	4
I. Ulanov	1	0	0	0	2

GWG: Wood  
 PPG: LaFontaine, Andreychuk  
 SHG: None

GWG: Shannon  
 PPG: Steen, Evans  
 SHG: None

### GOALTENDING

BUFFALO	GP	MIN	GA	EN	SO	AVG.	W	L	T
Malarchuk	1	59	5	0	0	5.08	0	1	0
Puppa	1	60	2	0	0	2.00	1	0	0

GOALS BY PERIOD	1	2	3	OT	TOT
Buffalo	2	4	3		9
Winnipeg	1	3	3		7

WINNIPEG	GP	MIN	GA	EN	SO	AVG.	W	L	T
Essensa	2	119	8	1	0	4.03	1	1	0

SHOTS ON GOAL	1	2	3	OT	TOT
Buffalo	19	35	23		77
Winnipeg	27	26	16		69

## THE LAST WIN

### **Boston:**

Last Buffalo Win in Buffalo: March 11, 1992 (6-3)  
Last Buffalo Win in Boston: March 2, 1991 (7-4)  
Last Boston Win in Buffalo: December 9, 1990 (3-2)  
Last Boston Win in Boston: March 28, 1992 (4-3 OT)

### **Calgary:**

Last Buffalo Win in Buffalo: November 4, 1990 (2-1)  
Last Buffalo Win in Calgary: February 25, 1992 (5-3)  
Last Calgary Win in Buffalo: December 8, 1991 (4-2)  
Last Calgary Win in Calgary: January 12, 1990 (5-3)

### **Chicago:**

Last Buffalo Win in Buffalo: November 22, 1991 (2-0)  
Last Buffalo Win in Chicago: March 22, 1992 (6-2)  
Last Chicago Win in Buffalo: March 1, 1992 (3-1)  
Last Chicago Win in Chicago: February 13, 1990 (4-1)

### **Detroit:**

Last Buffalo Win in Buffalo: January 16, 1991 (5-3)  
Last Buffalo Win in Detroit: March 27, 1990 (6-5)  
Last Detroit Win in Buffalo: February 12, 1992 (9-4)  
Last Detroit Win in Detroit: October 30, 1991 (3-1)

### **Edmonton:**

Last Buffalo Win in Buffalo: January 10, 1992 (8-2)  
Last Buffalo Win in Edmonton: November 1, 1985 (2-0)  
Last Edmonton Win in Buffalo: February 3, 1991 (3-2)  
Last Edmonton Win in Edmonton: February 23, 1992 (5-2)

### **Hartford:**

Last Buffalo Win in Buffalo: February 16, 1992 (5-4)  
Last Buffalo Win in Hartford: February 23, 1991 (5-4)  
Last Hartford Win in Buffalo: December 13, 1991 (8-4)  
Last Hartford Win in Hartford: February 11, 1992 (5-1)

### **Los Angeles**

Last Buffalo Win in Buffalo: November 5, 1989 (5-3)  
Last Buffalo Win in Los Angeles: March 19, 1992 (8-2)  
Last Los Angeles Win in Buffalo: February 9, 1992 (5-4)  
Last Los Angeles Win in Los Angeles: January 10, 1991 (5-2)

### **Minnesota**

Last Buffalo Win in Buffalo: March 29, 1990 (4-2)  
Last Buffalo Win in Minnesota: January 12, 1991 (5-3)  
Last Minnesota Win in Buffalo: February 7, 1992 (2-0)  
Last Minnesota Win in Minnesota: March 31, 1992 (5-3)

### **Montreal**

Last Buffalo Win in Buffalo: April 12, 1992 (3-1)  
Last Buffalo Win in Montreal: January 25, 1992 (4-3)  
Last Montreal Win in Buffalo: November 1, 1991 (5-1)  
Last Montreal Win in Montreal: December 14, 1991 (4-2)

### **New Jersey**

Last Buffalo Win in Buffalo: March 6, 1992 (5-4)  
Last Buffalo Win in New Jersey: October 25, 1988 (7-4)  
Last New Jersey Win in Buffalo: March 25, 1990 (4-3)  
Last New Jersey Win in New Jersey: December 28, 1991 (3-0)

### **New York Islanders:**

Last Buffalo Win in Buffalo: January 3, 1992 (5-2)  
Last Buffalo Win in New York: October 20, 1990 (3-1)  
Last Islanders' Win in Buffalo: March 8, 1992 (6-2)  
Last Islanders' Win in New York: March 14, 1992 (4-1)

## THE LAST WIN

### **New York Rangers:**

Last Buffalo Win in Buffalo: January 12, 1992 (6-3)  
Last Buffalo Win in New York: March 8, 1989 (2-0)  
Last Rangers' Win in Buffalo: November 29, 1991 (5-4 OT)  
Last Rangers' Win in New York: January 14, 1992 (6-2)

### **Philadelphia:**

Last Buffalo Win in Buffalo: November 8, 1991 (4-3 OT)  
Last Buffalo Win in Philadelphia: December 6, 1990 (4-3)  
Last Philadelphia Win in Buffalo: December 31, 1988 (3-2)  
Last Philadelphia Win in Philadelphia: November 7, 1991 (5-2)

### **Pittsburgh:**

Last Buffalo Win in Buffalo: January 28, 1990 (7-2)  
Last Buffalo Win in Pittsburgh: January 23, 1992 (5-4 OT)  
Last Pittsburgh Win in Buffalo: October 4, 1991 (5-4)  
Last Pittsburgh Win in Pittsburgh: February 29, 1992 (5-2)

### **Quebec:**

Last Buffalo Win in Buffalo: March 15, 1992 (6-4)  
Last Buffalo Win in Quebec: October 12, 1991 (5-4)  
Last Quebec Win in Buffalo: April 15, 1992 (4-3)  
Last Quebec Win in Quebec: April 14, 1992 (7-3)

### **San Jose:**

Last Buffalo Win in Buffalo: February 14, 1992 (7-6)  
Last Buffalo Win in San Jose: November 12, 1991 (7-1)  
Last San Jose Win in Buffalo: Never  
Last San Jose Win in San Jose: Never

### **St. Louis:**

Last Buffalo Win in Buffalo: December 31, 1991 (4-3)  
Last Buffalo Win in St. Louis: February 16, 1988 (3-0)  
Last St. Louis Win in Buffalo: December 11, 1991 (6-3)  
Last St. Louis Win in St. Louis: January 21, 1992 (5-4)

### **Toronto:**

Last Buffalo Win in Buffalo: March 25, 1992 (5-2)  
Last Buffalo Win in Toronto: December 21, 1991 (4-1)  
Last Toronto Win in Buffalo: February 17, 1991 (3-0)  
Last Toronto Win in Toronto: October 19, 1988 (4-2)

### **Vancouver**

Last Buffalo Win in Buffalo: November 9, 1990 (7-1)  
Last Buffalo Win in Vancouver: January 13, 1990 (5-3)  
Last Vancouver Win in Buffalo: October 13, 1991 (3-1)  
Last Vancouver Win in Vancouver: February 19, 1992 (6-5)

### **Washington:**

Last Buffalo Win in Buffalo: February 4, 1992 (7-3)  
Last Buffalo Win in Washington: March 26, 1991 (4-2)  
Last Washington Win in Buffalo: January 19, 1990 (6-3)  
Last Washington Win in Washington: October 5, 1991 (3-1)

### **Winnipeg:**

Last Buffalo Win in Buffalo: January 26, 1992 (5-2)  
Last Buffalo Win in Winnipeg: March 13, 1991 (6-2)  
Last Winnipeg Win in Buffalo: January 2, 1987 (6-3)  
Last Winnipeg Win in Winnipeg: December 4, 1991 (5-4)

## CURRENT STREAKS BY SABRES

### UNBEATEN STREAK

San Jose Sharks.....	3
Montreal Canadiens.....	3
Toronto Maple Leafs.....	2
Washington Capitals.....	2
Philadelphia Flyers.....	2
New Jersey Devils.....	2
Hartford Whalers.....	2
Winnipeg Jets.....	1
Calgary Flames.....	1
Los Angeles Kings.....	1
Chicago Blackhawks.....	1

### LAST LOSS

None	2/14/92
12/14/91	4/12/92
2/17/91	3/25/92
10/5/91	2/4/92
11/7/91	1/7/92 (T)
12/28/91	3/6/92
2/11/92	3/29/92 (T)
12/4/91	1/26/92
12/8/91	2/25/92
2/9/92	3/19/92
3/1/92	3/22/92

### LAST GAME

2/14/92
4/12/92
3/25/92
2/4/92
1/7/92 (T)
3/6/92
3/29/92 (T)
1/26/92
2/25/92
3/19/92
3/22/92

### WINLESS STREAK

Minnesota North Stars.....	5
Vancouver Canucks.....	4
Detroit Red Wings.....	3
New York Islanders.....	2
Quebec Nordiques.....	2
St. Louis Blues.....	1
Edmonton Oilers.....	1
New York Rangers.....	1
Pittsburgh Penguins.....	1
Boston Bruins.....	1

### LAST WIN

1/12/91
11/9/90
1/16/91
1/3/92
3/15/92
12/31/91
1/10/92
1/12/92
1/23/92
3/1/92

### LAST GAME

3/31/92
2/19/92
2/12/92
3/14/92
4/15/92
1/21/92
2/23/92
1/14/92
2/29/92
3/28/92

## LAST 10 GAMES VS. EACH TEAM (#10 = most recent game)

TEAM	1	2	3	4	5	6	7	8	9	10	RECORD
Boston Bruins	W	L	T	W	L	W	L	T	W	L	4-4-2
Calgary Flames	W	T	L	W	W	T	L	W	L	W	5-3-2
Chicago Blackhawks	W	W	L	L	W	W	L	W	L	W	6-4-0
Detroit Red Wings	W	L	W	W	T	L	W	L	T	L	4-4-2
Edmonton Oilers	T	W	L	L	L	W	L	T	W	L	3-5-2
Hartford Whalers	W	T	L	W	T	L	L	L	W	T	3-4-3
Los Angeles Kings	L	W	W	L	L	L	T	T	L	W	3-5-2
Minnesota North Stars	L	T	L	W	W	T	L	L	L	L	2-6-2
Montreal Canadiens	L	W	L	W	L	L	L	L	W	W	5-5-0
New Jersey Devils	W	W	L	L	L	T	T	L	T	W	3-4-3
New York Islanders	W	L	L	L	W	W	T	W	L	L	4-5-1
New York Rangers	W	W	T	W	L	T	L	L	W	L	4-4-2
Philadelphia Flyers	L	L	W	W	W	W	W	L	W	T	6-3-1
Pittsburgh Penguins	W	W	W	W	T	L	L	L	W	L	5-4-1
Quebec Nordiques	W	T	W	T	L	L	W	T	W	L	4-3-3
St. Louis Blues	L	W	L	L	L	L	L	L	W	L	2-8-0
San Jose Sharks	-	-	-	-	-	-	-	W	W	W	3-0-0
Toronto Maple Leafs	W	W	W	W	L	W	W	L	W	W	8-2-0
Vancouver Canucks	L	W	W	T	W	W	T	L	L	L	4-4-2
Washington Capitals	L	W	L	T	W	W	W	L	T	W	5-3-2
Winnipeg Jets	W	W	W	W	W	W	W	W	L	W	9-1-0

## REGULAR SEASON OT RECORD vs. each team

### VS.

Boston	1-3-13	Minnesota	1-1-5	Quebec	0-0-11
Calgary	0-0-3	Montreal	2-2-9	San Jose	0-0-0
Chicago	1-1-0	New Jersey	0-0-5	St. Louis	0-2-0
Detroit	0-1-5	N.Y. Islanders	0-0-2	Toronto	1-3-2
Edmonton	2-1-3	N.Y. Rangers	0-2-4	Vancouver	0-0-4
Hartford	2-2-8	Philadelphia	2-2-2	Washington	0-0-5
Los Angeles	0-1-4	Pittsburgh	3-1-5	Winnipeg	3-0-1

Sabres' Career Overtime Record: 18-22-91

## Sabres'

## 1991-92 REGULAR SEASON RECORDS

### TEAM SCORING

Most Goals Scored - Game	8 -	Four times
Most Goals Scored - Period	5 -	Two times
Most Goals Allowed - Game	9 -	Detroit 2/12
Most Goals Allowed - Period	5 -	Hartford 12/13 (2nd)
Largest Margin of Victory	7 -	Boston 12/27
Largest Margin of Defeat	5 -	Two times
Most Power Play Goals - Game	4 -	Two times
Most Power Play Opportunities - Game	12 -	Chicago 3/22
Most Power Play Goals Against - Game	5 -	Quebec 4/14
Most PP Opportunities Against - Game	10 -	Montreal 10/18

### SHOOTING

Most Shots Taken - Game	50 -	Two times
Most Shots Taken - Period	24 -	Quebec 10/12 (2nd)
Fewest Shots Taken - Game	15 -	Montreal 11/2
Fewest Shots Taken - Period	2 -	Two times
Most Shots Allowed - Game	48 -	Boston 11/23
Most Shots Allowed - Period	24 -	Hartford 12/13 (2nd)
Fewest Shots Allowed - Game	21 -	Hartford 3/29
Fewest Shots Allowed - Period	3 -	Two times

### PENALTY MINUTES

Most Penalty Minutes - Game	188 -	Minnesota 3/31
Fewest Penalty Minutes - Game	4 -	Edmonton 2/23
Most Opp. Penalty Minutes - Game	172 -	Minnesota 3/31
Fewest Opp. Penalty Minutes - Game	4 -	Boston 11/20

### TEAM STREAKS

Longest Winning Streak	3 -	Four times
Longest Unbeaten Streak	7 -	1/23 to 2/4
Longest Losing Streak	4 -	Two times
Longest Winless Streak	12 -	11/23 to 12/20

### INDIVIDUAL RECORDS FOR A GAME

Most Goals	4 -	Dave Andreychuk 3/19
Most Assists	5 -	Two players
Most Points	6 -	Pat LaFontaine 1/10 & 3/19
Most Penalty Minutes	35 -	Rob Flay 3/31
Most Shots	11 -	Dale Hawerchuk 2/14
Most Goals by Opponent	4 -	Joe Sakic 4/14
Most Shots by Opponent	12 -	Mario Lemieux 2/29

### INDIVIDUAL STREAKS

Consecutive Game Goal-Scoring	6 -	Pat LaFontaine
Consecutive Game Assists	7 -	Dale Hawerchuk
Consecutive Game Points	17 -	Dave Andreychuk

### OTHER CATEGORIES

Largest crowd - home	16,325 -	16 times
Smallest crowd - home	12,188 -	Washington 12/18
Largest crowd - road	20,133 -	Calgary 11/16
Smallest crowd - road	9,615 -	Hartford 2/11

## 1991-92 Season LEADS AND DEFICITS

### When the Sabres' Largest Lead was:

	Their Record was:	90-91 Record	89-90 Record	88-89 Record
0 goals	0-21-4	0-18-8	0-19-3	0-22-2
1 goal	5-12-6	5-7-8	9-7-4	5-8-3
2 goals	9-3-1	9-4-3	14-0-1	11-5-1
3 goals	7-1-1	7-1-0	10-1-0	10-0-1
4 goals	5-0-0	3-0-0	7-0-0	8-0-0
5 goals	1-0-0	3-0-0	2-0-0	4-0-0
6 goals	3-0-0	3-0-0	1-0-0	0-0-0
7 goals	0-0-0	1-0-0	1-0-0	0-0-0
8 goals	1-0-0	0-0-0	0-0-0	0-0-0

### When the Sabres' Largest Deficit was:

	Their Record was:	90-91 Record	89-90 Record	88-89 Record
0 goals	15-0-2	20-0-2	21-0-2	16-0-3
1 goal	11-4-4	8-6-10	19-5-3	16-9-1
2 goals	2-12-6	1-5-2	2-9-3	4-11-3
3 goals	3-9-0	2-10-4	2-7-0	1-3-0
4 goals	0-9-0	0-4-0	0-5-0	1-4-0
5 goals	0-3-0	0-4-0	0-1-0	0-3-0
6 goals	0-0-0	0-0-0	0-0-0	0-2-0
7 goals	0-0-0	0-1-0	0-0-0	0-0-0
8 goals	0-0-0	0-0-0	0-0-0	0-1-0
9 goals	0-0-0	0-0-0	0-0-0	0-2-0

## Sabre Fact

### Key Dates for the 1992-93 Season

October 4	Waiver Draft - 2:00 p.m. EST
October 6	NHL Regular Season Begins
October 30	Gala to designate the Governor General of Canada as the Honorary Patron of the Stanley Cup Centennial Year in Canada followed by public trophy display in Ottawa, Ontario.
December 9-12	Board of Governors Meeting in Palm Beach, Fla.
February 5	Heroes of Hockey Game and NHL Skills Competition in Montreal, Que.
February 6	NHL All-Star Game in Montreal, Que.
March 20	Trading Deadline - 3:00 p.m. EST
April 15	Regular Season Ends
April 18	Playoffs Begin
June 14	Last possible date for playoffs to end
June 14-19	Hall of Fame Opening Week - Toronto, Ont.
June 23-28	NHL Annual Congress in Quebec City, Que.
June 26	1993 Entry Draft in Quebec City, Que.

## THE LAST TIME...

The Sabres trailed by two goals and won:  
March 15, 1992 vs. Quebec (6-4)

The Sabres trailed by two goals and tied:  
February 1, 1992 at Boston (2-2)

The Sabres trailed by three goals and won:  
March 6, 1992 vs. New Jersey (5-4)

The Sabres trailed by three goals and tied:  
March 30, 1991 at Hartford (5-5)

The Sabres trailed by four goals and won:  
January 21, 1989 at Boston (6-5 OT)

The Sabres trailed by four goals and tied:  
February 27, 1982 at Minnesota (5-5)

The Sabres trailed by five goals and won:  
February 25, 1983 vs. Boston (7-6)

The Sabres trailed by five goals and tied:  
Has never happened

The Sabres led by two goals and lost:  
December 14, 1991 at Montreal (4-2)

The Sabres led by two goals and tied:  
March 3, 1992 at Quebec (4-4)

The Sabres led by three goals and lost:  
December 13, 1991 vs. Hartford (8-4)

The Sabres led by three goals and tied:  
January 29, 1992 at Detroit (4-4)

The Sabres led by four goals and lost:  
March 12, 1987 at Calgary (10-4)

The Sabres led by four goals and tied:  
October 28, 1978 at St. Louis (7-7)

The Sabres led by five goals and lost:  
Has never happened

The Sabres led by five goals and tied:  
Has never happened

## SABRES' LASTS

**Scored 10 or More Goals:**  
Dec. 23, 1990 vs. Quebec (10-3)

**Allowed 10 or More Goals:**  
Mar. 12, 1988 at Calgary (10-4)

**Recorded 50 or More Shots:**  
Mar. 18, 1990 vs. Winnipeg (50)

**Allowed 50 or More Shots:**  
Dec. 29, 1990 at New Jersey (54)

**Scored Two Short-handed Goals in One Game:**

Nov. 22, 1991 vs. Chicago  
(Christian Ruuttu and Colin Patterson)

**Allowed Two Short-handed Goals in One Game:**

Feb. 12, 1992 vs. Detroit  
(Steve Yzerman and Paul Ysebaert)

**Scored a Goal While Two Men Short:**  
Jan. 30, 1990 at Quebec (Phil Housley)

**Won a Home Game in Overtime:**  
Nov. 8, 1991 vs. Philadelphia  
(Donald Audette)

**Won a Road Game in Overtime:**  
Jan. 23, 1992 at Pittsburgh (Donald Audette)

**Lost a Home Game in Overtime:**  
Nov. 23, 1991 vs. N.Y. Rangers  
(Mark Messier)

**Lost a Road Game in Overtime:**  
Mar. 28, 1992 at Boston  
(Steve Heinze)

## Sabre Fact

The Sabres' Hotline Update works 24 hours a day and contains the latest information on the team, coming events and ticket availability. The number is (716) 856-7300.

## THE LAST STREAK

### Sabres' Winning Streaks

GAMES	DATES
3	3/19/92 to 3/25/92
4	3/27/90 to 4/1/90
5	1/12/91 to 1/24/91
6	1/2/88 to 1/12/88
7	2/8/84 to 2/21/84
8	10/9/75 to 10/26/75
9	11/24/79 to 12/13/79
10	1/4/84 to 1/23/84

### Sabres' Losing Streaks

GAMES	DATES
3	11/29/91 to 12/4/91
4	2/7/92 to 2/12/92
5	12/7/90 to 12/16/90
6	1/26/91 to 2/6/91
7	10/25/70 to 11/8/70

### Sabres' Unbeaten Streaks

GAMES	DATES
4	3/4/90 to 3/10/90
5	3/24/91 to 3/31/91
6	11/8/91 to 11/22/91
7	1/23/92 to 2/4/92
8	12/23/90 to 1/8/91
9	10/27/89 to 11/16/89
10	12/23/84 to 1/12/85
11	12/15/77 to 1/11/78
12	1/21/81 to 2/15/81
13	1/4/84 to 1/29/84
14	3/6/80 to 4/6/80

### Sabres' Winless Streaks

GAMES	DATES
4	3/6/91 to 3/12/91
5	2/12/91 to 2/19/91
6	12/29/89 to 1/11/90
7	1/26/91 to 2/8/91
8	11/7/86 to 11/26/86
9	None
10	11/7/71 to 12/1/71
11	None
12	11/23/91 to 12/20/91

### CONSECUTIVE TIES

4	12/9/84 to 12/16/84
---	---------------------

## Sabres' RECORD BY DAY OF THE WEEK

DAY	1990-91 SEASON			1991-92 SEASON		
	NO.	RECORD	PCT.	NO.	RECORD	PCT.
Monday	3	2-1-0	.667	1	0-1-0	.000
Tuesday	10	3-4-3	.450	12	4-6-2	.417
Wednesday	15	5-5-5	.500	16	4-7-5	.406
Thursday	9	3-4-2	.444	4	2-1-1	.625
Friday	12	4-5-3	.458	16	10-5-1	.656
Saturday	16	7-5-4	.529	17	4-11-2	.294
Sunday	15	7-6-2	.533	14	7-6-1	.536

## Sabres' RECORD BY MONTH

MONTH	1990-91 SEASON			1991-92 SEASON		
	NO.	RECORD	PCT.	NO.	RECORD	PCT.
October	12	3-5-4	.417	11	4-6-1	.409
November	12	6-4-2	.583	13	5-6-2	.462
December	15	5-7-3	.433	13	3-7-3	.346
January	13	7-5-1	.577	15	8-3-4	.667
February	13	3-4-6	.461	12	4-7-1	.375
March	15	7-5-3	.567	14	6-6-2	.500
April	0	0-0-0	.000	3	1-2-0	.333

## BEST AND WORST SABRE RECORD BY MONTH

MONTH	BEST (YEAR)		WORST (YEAR)	
	RECORD	PTS.	RECORD	PTS.
October	8-1-1	17 pts. (1972)	1-7-2	4 pts. (1986)
November	12-1-3	27 pts. (1974)	1-7-3	5 pts. (1971)
December	11-2-0	22 pts. (1976)	3-8-2	8 pts. (1970)
January	11-0-2	24 pts. (1984)	2-7-3	7 pts. (1972)
February	10-4-0	20 pts. (1977)	4-10-1	9 pts. (1971)
March	9-2-2	20 pts. (1978)	3-6-3	9 pts. (1972)
April	10-3-4	24 pts. (1979)	2-8-4	8 pts. (1972)
	4-0-0	8 pts. (1980)	0-1-0	0 pts. 1983

## Sabres' ATTENDANCE BY MONTH

MONTH	1990-91		1991-92	
	AVERAGE	SELLOUTS	AVERAGE	SELLOUTS
October	15,553	1	15,277	2
November	15,799	2	15,678	2
December	15,641	3	14,292	2
January	15,499	1	15,717	3
February	15,692	3	15,986	3
March/April	15,756	2	15,520	4

## Sabres' ATTENDANCE BY DAY OF THE WEEK

DAY	1990-91				1991-92			
	GP	TOTAL	AVE.	SRO	GP	TOTAL	AVERAGE	SRO
Sunday	14	217,029	15,502	2	12	186,187	15,516	5
Monday	1	16,325	16,325	1	0	0	0	0
Tuesday	1	15,417	15,417	0	2	31,093	15,547	1
Wednesday	10	154,973	15,497	1	10	145,827	14,583	1
Thursday	3	46,463	15,488	1	0	0	0	0
Friday	11	175,964	15,997	7	16	252,561	15,785	9
Saturday	0	0	0	0	0	0	0	0

## AWARDS WON BY SABRES

### 1991-92

Selected as the NHL's Co-Player of the Month:  
Pat LaFontaine (January, 1992)  
Selected to the NHL's Wales Conference Team  
for NHL All-Star Game:  
Alexander Mogilny (one goal, one assist)

### 1990-91

Elected to Hall of Fame: Scott Bowman  
Selected to the NHL's Wales Conference Team  
for NHL All-Star Game: Uwe Krupp

### 1989-90

Elected to Hall of Fame: Gil Perreault  
Selected to the NHL's Wales Conference Team  
for All-Star Game: Pierre Turgeon (two goals),  
Dave Andreychuk (one goal, one assist), Daren  
Puppa (31 MIN, 4 GA) and Phil Housley (one  
assist).

### 1988-89

Selected to the NHL's Wales Conference Team  
for All-Star Game: Phil Housley

### 1987-88

Selected to the NHL's Wales Conference Team  
for All-Star Game: Christian Ruutu  
Selected as the NHL's Player of the Month:  
Tom Barrasso (January, 1988)  
Selected as the NHL's Rookie of the Month:  
Ray Sheppard (February, 1988)

### 1986-87

Selected to the NHL's All-Star Team for  
Rendez-Vous '87: Mike Ramsey

### 1985-86

Selected to the NHL's Wales Conference Team  
for All-Star Game: Mike Ramsey

### 1984-85

Selke Award: Craig Ramsay  
Jennings Trophy: Tom Barrasso and Bob Sauve  
Official NHL Second Team All-Star Goaltender:  
Tom Barrasso  
Selected to the NHL's Wales Conference Team  
for All-Star Game: Tom Barrasso (30 MIN, 2  
GA), Bill Hajt (did not play due to injury), Mike  
Ramsey



## AWARDS WON BY SABRES

### 1983-84

**Vezina Trophy:** Tom Barrasso  
**Calder Trophy:** Tom Barrasso  
**Official NHL All-Star First Team Goaltender:**  
 Tom Barrasso  
**Elected to Hall of Fame:** Punch Imlach  
**Official NHL All-Rookie Team Goaltender:**  
 Tom Barrasso  
**Selected to the NHL's Wales Conference Team for All-Star Game:** Gil Perreault, Phil Housley (one assist)

### 1982-83

**Official NHL All-Rookie Team Defenseman:**  
 Phil Housley  
**Selected to the NHL's Wales Conference Team for All-Star Game:** Mike Ramsey

### 1981-82

**Selected to the NHL's Wales Conference Team for All-Star Game:** John Van Boxmeer (did not play due to injury), Mike Ramsey

### 1980-81

**Selected to the NHL's Wales Conference Team for All-Star Game:** Danny Gare, Bill Hajt (did not play due to injury)  
**Coach of the NHL's Wales Conference Team for All-Star Game:** Scott Bowman

### 1979-80

**Vezina Trophy:** Don Edwards and Bob Sauve  
**Official NHL All-Star Second Team Goaltender:**  
 Don Edwards  
**Official NHL All-Star Second Team Defenseman:** Jim Schoenfeld  
**Official NHL All-Star Second Team Right Wing:**  
 Danny Gare  
**Selected to the NHL's Wales Conference Team for All-Star Game:** Gil Perreault (one assist), Danny Gare, Jim Schoenfeld, Don Edwards

### 1978-79

**Selected to NHL Challenge Cup All-Star Team:**  
 Gil Perreault (one goal, one assist), Jim Schoenfeld

### 1977-78

**Official NHL All-Star Second Team Goaltender:**  
 Don Edwards  
**Elected to NHL Hall of Fame:** Marcel Pronovost  
**Selected to the NHL's Wales Conference Team for All-Star Game:** Gil Perreault (one goal), Rick Martin (game-winning goal in overtime)

### 1976-77

**Official NHL All-Star Second Team Left Winger:** Rick Martin  
**Official NHL All-Star Second Team Center:**  
 Gil Perreault  
**Elected to NHL Hall of Fame:** Tim Horton  
**Charlie Conacher Memorial Trophy:** Jim Lorentz  
**Selected to the NHL's Wales Conference Team for All-Star Game:** Gerry Desjardins (29 MIN, 2 GA), Gil Perreault (one assist), Rick Martin (two goals), Jim Schoenfeld  
**Most Valuable Player in All-Star Game:** Rick Martin.

### 1975-76

**Official NHL All-Star Second Team Left Winger:** Rick Martin  
**Official NHL All-Star Second Team Center:**  
 Gil Perreault  
**Selected to the NHL's Wales Conference Team for All-Star Game:** Rick Martin (one goal, two assists), Jerry Korab, Craig Ramsay  
**Coach of the NHL's Wales Conference Team for All-Star Game:** Floyd Smith

### 1974-75

**Official NHL All-Star First Team Left Winger:**  
 Rick Martin  
**Official NHL All-Star Second Team Right Winger:** Rene Robert  
**Bill Masterton Trophy:** Don Luce  
**Selected to the NHL's Wales Conference Team for All-Star Game:** Rick Martin (one assist), Rene Robert, Gil Perreault, Jerry Korab, Don Luce (one goal)

### 1973-74

**Official NHL All-Star First Team Left Winger:**  
 Rick Martin  
**Selected to the NHL's East Division Team for All-Star Game:** Rick Martin, Dave Dryden (30 MIN, 5 GA), Gil Perreault

### 1972-73

**Lady Byng Trophy:** Gil Perreault  
**Selected to the NHL's East Division Team for All-Star Game:** Rick Martin, Rene Robert (one goal)

### 1971-72

**Selected to the NHL's East Division Team for All-Star Game:** Rick Martin, Gil Perreault

### 1970-71

**Calder Trophy:** Gil Perreault  
**Selected to the NHL's East Division Team for All-Star Game:** Gil Perreault

## OTHER AWARDS

**Frank Eddolls Memorial Trophy** - Named in honor of the former Buffalo Bisons' coach and NHL defenseman. It is presented to the most popular player as selected by the members of the Buffalo Sabres' Booster Club.

1991-92 - Pat LaFontaine & Clint Malarchuk	1984-85 - Mike Foligno	1976-77 - Andre Savard
1990-91 - Alexander Mogilny	1983-84 - Mike Ramsey	1975-76 - Danny Gare
1989-90 - Pierre Turgeon	1982-83 - Mike Ramsey	1974-75 - Craig Ramsay
1988-89 - Mike Foligno	1981-82 - Jean Francois Sauve	1973-74 - Rick Martin
1987-88 - Mike Foligno	1980-81 - Danny Gare	1972-73 - Gil Perreault
1986-87 - Mike Foligno	1979-80 - Derek Smith	1971-72 - Gil Perreault
1985-86 - Mike Foligno	1978-79 - Craig Ramsay	1970-71 - Gil Perreault
	1977-78 - Don Edwards	

**Memorial Trophy** - Named in honor of deceased members of the Sabres. (It formerly was the Wayne Larkin Memorial Trophy, in honor of the former Buffalo Bisons' winger.) It is presented to the most valuable player as voted by his teammates.

1991-92 - Pat LaFontaine	1984-85 - Tom Barrasso	1976-77 - Gerry Desjardins
1990-91 - Dale Hawerchuk	1983-84 - Gil Perreault	1975-76 - Danny Gare
1989-90 - Pierre Turgeon/ Daren Puppa	1982-83 - Mike Ramsey	1974-75 - Rene Robert
1988-89 - Phil Housley	1981-82 - Don Edwards	1973-74 - Rick Martin
1987-88 - Tom Barrasso	1980-81 - Danny Gare	1972-73 - Tim Horton
1986-87 - Mike Ramsey	1979-80 - Danny Gare	1971-72 - Roger Crozier
1985-86 - Mike Foligno	1978-79 - Craig Ramsay	1970-71 - Gil Perreault
	1977-78 - Don Edwards	

**Tim Horton Memorial Award** - Named in honor of the late Sabres' defenseman. It is presented to the player whose performance is far superior to the public recognition he has received, and it is based on a vote of the Booster Club Board of Directors' and members of the local sports media. (Known as the Unsung Hero Award before 1975)

1991-92 - Randy Wood	1983-84 - Ric Selling	1976-77 - Jim Lorentz
1990-91 - Grant Ledyard	1982-83 - Brent Peterson	1975-76 - Brian Spencer
1989-90 - Uwe Krupp	1981-82 - Mike Ramsey	1974-75 - Bill Hajt
1988-89 - Mark Napier	1980-81 - Andre Savard	1973-74 - Craig Ramsay
1987-88 - Scott Arniel	1979-80 - Bill Hajt	1972-73 - Jim Lorentz
1986-87 - Scott Arniel	1978-79 - Ric Selling	1971-72 - Don Luce
1985-86 - Mike Ramsey	1977-78 - Gary McAdam	1970-71 - Gerry Meehan
1984-85 - Dave Fenyves		

**Fred T. Hunt Memorial Trophy** - Named in honor of the late Buffalo Sabres' Assistant General Manager and former player, coach and general manager of the Buffalo Bisons. It is presented to the outstanding rookie as selected by the Booster Club Board of Directors and members of the local sports media.

1991-92 - Donald Audette	1986-87 - Christian Ruutuu	1981-82 - Jean Francois Sauve
1990-91 - None awarded	1985-86 - Steve Dykstra	1980-81 - Alan Haworth
1989-90 - Dave Snuggerud	1984-85 - John Tucker	1979-80 - Lindy Ruff
1988-89 - Benoit Hogue	1983-84 - Tom Barrasso	1978-79 - Bill Stewart
1987-88 - Ray Sheppard	1982-83 - Phil Housley	1977-78 - Don Edwards

**The Star of Stars Trophy** - Presented to the player with the most consistent performance in home games as reflected in the Three Star selections.

1991-92 - Pat LaFontaine	1984-85 - Gil Perreault	1977-78 - Don Edwards
1990-91 - Dale Hawerchuk	1983-84 - Gil Perreault	1976-77 - Gil Perreault
1989-90 - Pierre Turgeon	1982-83 - Phil Housley	1975-76 - Craig Ramsay
1988-89 - Phil Housley	1981-82 - Ric Selling	1974-75 - Rene Robert
1987-88 - Tom Barrasso	1980-81 - Danny Gare	1973-74 - Rick Martin
1986-87 - Mike Foligno & Phil Housley	1979-80 - Gil Perreault	1972-73 - Gil Perreault
1985-86 - Mike Foligno	1978-79 - Rick Martin	1971-72 - Roger Crozier

## OTHER AWARDS

**The Punch Imlach Memorial Award** - Named after the late General Manager and Coach of the Sabres. It is presented to the player who displays dedication and leadership in the winning tradition which Punch Imlach brought to the Sabres' organization and to professional hockey.

1991-92 - Mike Ramsey  
 1990-91 - Clint Malarchuk  
 1989-90 - Mike Ramsey  
 1988-89 - Mark Napier  
 1987-88 - Mike Ramsey

### Sabre Fact

#### League Awards - Individual

AWARD	WINNER	1ST RUNNER-UP	2ND RUNNER-UP	1992 WINNER
Ross	\$10,000	\$6,000	\$4,000	M. Lemieux
Hart	\$10,000	\$6,000	\$4,000	M. Messier
Norris	\$10,000	\$6,000	\$4,000	B. Leetch
Calder	\$10,000	\$6,000	\$4,000	P. Bure
VeZina	\$10,000	\$6,000	\$4,000	P. Roy
Byng	\$10,000	\$6,000	\$4,000	W. Gretzky
Selke	\$10,000	\$6,000	\$4,000	G. Carboneau
Jennings	\$10,000	\$6,000	\$4,000	Montreal/Roy
C Smythe	\$10,000			M. Lemieux
Clancy	\$ 3,000	\$1,000		R. Bourque
Adams	\$ 1,000			P. Quinn


Players selected to the NHL's First All-Star Team are awarded \$10,000 each, while players selected to the Second All-Star Team receive \$5,000.

#### League Awards - Team

REGULAR SEASON	PER CLUB	TOTAL	NUMBER OF WINNERS
President's Trophy:			
Club Share	\$100,000	\$100,000	1 team
Player's Share	\$100,000	\$100,000	
Division Winners	\$375,000	\$1.5 million	4 teams
Division Second Place	\$175,000	\$700,000	4 teams
<b>PLAYOFFS</b>			
Stanley Cup Winner	\$1 million	\$1 million	1 team
Stanley Cup Loser	\$625,000	\$625,000	1 team
Conference Finals Loser	\$450,000	\$900,000	2 teams
Division Final Losers	\$300,000	\$1.2 million	4 teams
Division Semi-Final	\$150,000	\$1.2 million	8 teams

# STATISTICS

and Records



**Sabres'**  
**ALL-TIME INDIVIDUAL SCORING -**  
**REGULAR SEASON**

PLAYER AND SEASONS	GP	G	A	PTS	PIM	UNIF. NO.
Ron Anderson (71-72)	111	14	16	30	63	16
Shawn Anderson (87-90)	113	6	26	32	66	37
Mikael Andersson (86-89)	99	4	33	37	18	14
Paul Andrea (71)	47	11	21	32	4	21
Dave Andreychuk (83-92)	711	319	391	710	526	25,29
Scott Arniel (87-90)	295	64	74	138	243	9
Steve Atkinson (71-74)	255	49	47	96	96	19
Donald Audette (91-92)	71	35	20	55	79	28
Terry Ball (71-72)	12	0	1	1	6	21,28
Tom Barrasso (84-89)	266	0	17	17	184	30
Doug Barrie (71-72)	102	6	28	34	213	5
Doug Bodger (89-92)	263	35	134	169	278	8
Mike Boland (79)	22	1	2	3	29	15
Ken Breitenbach (76-77,79)	68	1	13	14	49	23,26
Gary Bromley (74-76)	63	0	4	4	4	24,28,29
Greg Brown (91)	39	1	2	3	35	9
Paul Brydges (87)	15	2	2	4	6	16
Ron Busniak (73-74)	66	0	3	3	13	21,24
Mike Byers (72)	46	9	7	16	12	12
Kelth Carney (92)	14	1	2	3	18	26
Larry Carriere (73-75,78)	206	9	43	52	284	5,23
Peter Clavaglia (92)	2	0	0	0	0	12
Jacques Cloutier (82-83,85-89)	144	0	7	7	29	1,29
Real Cloutier (84-85)	82	24	36	60	25	8
Bob Corkum (90,92)	28	4	4	8	25	29,42
Adam Creighton (84-89)	172	40	60	100	196	15,34,38
Roger Crozier (71-76)	202	0	3	3	24	1
Randy Cunneynworth (81-82)	21	2	4	6	47	7,19,23
Brian Curran (91-92)	20	0	1	1	57	39,41
Paul Cyr (83-88)	342	85	111	196	454	8,18
Joe Daley (71)	38	0	1	1	12	30
Mal Davis (83-86)	89	29	22	51	34	25,29
Butch Deadmarsh (71-73)	56	2	2	4	39	8, 9,16,24
Dale DeGray (90)	6	0	0	0	6	28
Gerry Desjardins (75-78)	116	0	1	1	4	30
Gord Donnelly (92)	67	2	3	5	305	34
Mike Donnelly (88-90)	74	11	16	27	62	7,16,24
Tom Draper (92)	26	0	2	2	2	35
Dave Dryden (71-74)	120	0	2	2	4	28,30
Rick Dudley (73-75,79-81)	279	70	94	164	264	9,17
Dick Duff (71-72)	61	9	15	24	12	8,20
Richie Dunn (78-82,86-89)	327	27	105	132	235	3,21,26,29
Steve Dykstra (86-88)	128	5	23	28	378	4,42
Jeff Eatough (82)	1	0	0	0	0	19
Don Edwards (77-82)	307	0	11	11	32	1,29
Darren Eliot (89)	2	0	0	0	0	34
Brian Engblom (86)	30	1	4	5	16	28
Chris Evans (72)	61	6	18	24	98	24
Rocky Farr (73-75)	19	0	0	0	2	28,30
Dave Fenyves (83-87)	148	2	27	29	87	8,31
Mark Femer (87-89)	15	0	3	3	11	28,29
Ron Fischer (82-83)	18	0	7	7	6	6,23,28
Reg Fleming (71)	78	6	10	16	159	9
Lee Fogolin (75-79,87)	338	8	70	78	432	5,33
Mike Foligno (82-91)	664	247	264	511	1450	17

**Sabres'**  
**ALL-TIME INDIVIDUAL SCORING -**  
**REGULAR SEASON**

PLAYER AND SEASONS	GP	G	A	PTS	PIM	UNIF. NO.
Lou Franceschetti (91-92)	36	1	8	9	26	15,37
Jody Gage (86,88,92)	18	3	3	6	2	12,14,33
Paul Gardner (86)	2	0	0	0	0	28
Danny Gare (75-82)	503	267	233	500	686	18
Clark Gillies (87-88)	86	15	19	34	132	39,90
Jere Gillis (83)	3	0	0	0	0	25
John Gould (72-74,80)	92	14	12	26	13	17,21,23,24
Phil Goyette (71-72)	97	18	67	85	20	10
Norm Gratton (73-75)	102	15	23	38	30	9,14
Francois Guay (90)	1	0	0	0	0	43
Jocelyn Guevremont (75-79)	326	38	130	168	189	3,22
Richard Hajdu (86-87)	5	0	0	0	4	8,28
Bill Hajt (74-87)	854	42	202	244	433	24
Bob Halkidis (85-89)	89	2	14	16	315	18,19
Kevin Haller (90-92)	81	7	23	30	95	7,15
Gilles Hamel (82-86)	365	92	114	206	215	9,17,18
Al Hamilton (71-72)	145	6	58	64	176	6
Dave Hannan (92)	12	2	4	6	48	14
Hugh Harris (73)	60	12	26	38	17	21
Paul Harrison (82)	6	0	0	0	2	30
Mike Hartman (87-91)	225	34	25	59	890	20
Dale Hawerchuk (91-92)	157	54	133	187	59	10
Alan Haworth (81-82)	106	37	38	75	64	14
Bob Hess (82)	33	0	8	8	14	23
Randy Hillier (92)	28	0	1	1	48	23
Larry Hillman (72-73)	121	6	35	41	114	5
Jim Hofford (86-87)	17	0	0	0	45	3,33
Benoit Hogue (88-92)	196	45	67	112	273	33
Tim Horton (73-74)	124	1	22	23	109	2
Ed Hospodar (88)	42	0	1	1	98	24
Bill Houlder (91-92)	17	1	2	3	12	37,47
Phil Housley (83-90)	608	178	380	558	386	6
Pat Hughes (86)	50	4	9	13	25	26
Billy Inglis (71)	14	0	1	1	6	8
Randy Ireland (79)	2	0	0	0	0	30
Jim Jackson (88)	5	2	0	2	0	8
Val James (82)	7	0	0	0	16	26,29,30
Calle Johansson (88-89)	118	6	49	55	70	3
Timo Jutila (85)	10	1	5	6	13	4
Trent Kaese (89)	1	0	0	0	0	39
Lary Keenan (71-72)	86	9	20	29	8	21,26
Dean Kennedy (90-91)	144	6	20	26	172	26
Jerry Korab (74-80,84-85)	537	67	216	283	870	4,44
Jim Korn (87)	52	4	10	14	158	4,34
Joe Kowal (77-78)	22	0	5	5	13	27
Skip Krake (71)	74	4	5	9	68	12
Uwe Krupp (87-92)	327	25	78	103	386	4,40
Tom Kurvers (87)	55	6	17	23	24	28
Francois Lacombe (71)	1	0	1	1	2	19
Norm Lacombe (85-87)	84	12	18	30	46	32
Pat LaFontaine (92)	57	46	47	93	98	16
Jean-Guy Lagace (71)	3	0	0	0	2	21
Yvon Lambert (82)	77	25	39	64	38	15
Chris Langevin (84,86)	22	3	1	4	22	15
Reed Larson (90)	1	0	0	0	0	55



## Sabres' ALL-TIME INDIVIDUAL SCORING - REGULAR SEASON

PLAYER AND SEASONS	GP	G	A	PTS	PIM	UNIF. NO.
Claude Verret (84-85)	14	2	5	7	2	21
Hannu Virta (82-86)	245	25	101	126	66	3,23
Darcy Wakaluk (89,91)	22	0	0	0	2	35
Jim Walsh (82)	4	0	1	1	4	28
Jim Watson (71-72)	144	4	15	19	248	2
Jay Wells (90-92)	85	3	12	15	243	24
Jim Wiemer (84-85)	74	8	17	25	52	19
Randy Wood (92)	70	20	16	36	65	15
Randy Wyrozub (71-74)	100	8	10	18	10	14,16,24,26
Rod Zaine (72)	24	2	1	3	4	14,22

Any player who took part in at least one Sabres' regular season game in his career is listed. The 1970-71 season is labeled 71, the 1971-72 season is labeled, 72, etc. Five players dressed but never played a game for Buffalo: Tim Regan (74), Jim Weaver (79), Jari Paavola (82), Mike Craig (85) and Kanton Rein (88). Michel Deziel is the only Sabre to have played in a playoff game without participating in a regular season game.

## ALL-TIME GOALTENDERS' STATISTICS

GOALIE	GP	MINS	GA	SO	AVG.	W	L	T
Gerry Desjardins	116	6802	319	5	2.81	66	30	18
Don Edwards	307	17969	869	14	2.90	156	83	61
Dave Dryden	120	6440	328	5	3.06	43	45	20
Bob Sauve	246	14063	752	7	3.20	113	76	39
Gary Bromley	63	2334	184	4	3.20	29	17	14
Tom Draper	26	1403	75	1	3.21	10	9	5
Roger Crozier	202	10980	591	10	3.23	74	76	29
Tom Barrasso	266	15463	843	13	3.28	124	102	28
Al Smith	21	1105	62	0	3.37	9	6	2
Daren Puppa	191	10458	590	5	3.38	85	63	24
Clint Malarchuk	102	5692	323	2	3.40	39	39	16
Rocky Farr	19	722	42	0	3.49	2	6	8
Darcy Wakaluk	22	844	50	0	3.55	5	8	3
Paul Harrison	6	229	14	0	3.67	2	1	1
Joe Daley	38	2073	128	1	3.70	12	16	8
Jacques Cloutier	144	7452	459	1	3.70	50	58	15
Phil Myre	5	300	21	0	4.20	3	2	0
David Littman	2	96	7	0	4.37	0	1	0
Randy Ireland	2	30	3	0	6.00	0	0	0
Darren Eliot	2	67	7	0	6.27	0	0	0

## Sabres' ONE-SEASON LEADERS

### Most Goals in a Season

Danny Gare	1979-80	56
Rick Martin	1973-74	52
Rick Martin	1974-75	52
Danny Gare	1975-76	50
Rick Martin	1975-76	49
Pat LaFontaine	1991-92	46
Danny Gare	1980-81	46
Rick Martin	1979-80	45
Rick Martin	1971-72	44
Gil Perreault	1975-76	44

### Most Assists in a Season

Dale Hawerchuk	1991-92	75
Gil Perreault	1975-76	69
Gil Perreault	1979-80	66
Pierre Turgeon	1989-90	66
Rene Robert	1974-75	60
Phil Housley	1989-90	60
Gil Perreault	1972-73	60
Gil Perreault	1983-84	59
Dale Hawerchuk	1990-91	58
Gil Perreault	1978-79	58

## Sabres' ONE-SEASON LEADERS

### Most Points in a Season

Gil Perreault	1975-76	113
Gil Perreault	1979-80	106
Pierre Turgeon	1989-90	106
Rene Robert	1974-75	100
Dale Hawerchuk	1991-92	98
Gil Perreault	1974-75	96
Rick Martin	1974-75	95
Gil Perreault	1976-77	95
Pat LaFontaine	1991-92	93
Dave Andreychuk	1991-92	91

### Best Plus/Minus in a Season (40 GP)

Don Luce	1974-75	+61
Jim Schoenfeld	1979-80	+60
Craig Ramsay	1974-75	+51
Danny Gare	1979-80	+49
Bill Hajt	1974-75	+47
Jocelyn Guevremont	1975-76	+47
Craig Ramsay	1975-76	+44
Jerry Korab	1974-75	+41
Danny Gare	1974-75	+40
Jim Schoenfeld	1975-76	+40
Tony McKegney	1979-80	+40
John Van Boxmeer	1979-80	+40

### Most Shots in a Season

Dave Andreychuk	1991-92	337
Rick Martin	1975-76	327
Rick Martin	1973-74	320
Danny Gare	1975-76	303
Rick Martin	1974-75	301
Rick Martin	1972-73	299
Danny Gare	1974-75	274
Rene Robert	1975-76	273
Danny Gare	1979-80	270
Rick Martin	1971-72	266

### Most Hat Tricks in a Season

Rick Martin	1975-76	7
Rick Martin	1972-73	4
Gil Perreault	1977-78	4
Pat LaFontaine	1991-92	4
Gil Perreault	1974-75	3
Danny Gare	1975-76	3
Rene Robert	1976-77	3
Dave Andreychuk	1987-88	3
Eddie Shack	1970-71	3

### Best Shooting Percentage (50+ GP)

Peter McNab	1974-75	24.4
Mikko Makela	1990-91	24.2
Yvon Lambert	1981-82	23.1
Craig Ramsay	1978-79	23.0
Kevin Maguire	1988-89	22.9
Pat LaFontaine	1991-92	22.7
Gil Perreault	1979-80	22.2
Ray Sheppard	1987-88	22.0
Craig Ramsay	1980-81	21.8
Gil Perreault	1977-78	21.4
Ric Selling	1980-81	21.4

### Most Penalty Minutes in a Season

Rob Ray	1991-92	354
Rob Ray	1990-91	348
Mike Hartman	1988-89	316
Brad May	1991-92	309
Gord Donnelly	1991-92	295
Larry Playfair	1981-82	258
Kevin Maguire	1988-89	241
Mike Foligno	1987-88	220
Mike Hartman	1989-90	211
Larry Playfair	1983-84	209

### Most Power Play Goals in a Season

Dave Andreychuk	1991-92	28
Pat LaFontaine	1991-92	23
Rick Martin	1974-75	21
Pierre Turgeon	1988-89	19
Rick Martin	1971-72	19
Rick Martin	1975-76	18
Dave Andreychuk	1989-90	18
Pierre Turgeon	1989-90	17
Danny Gare	1979-80	17
Dave Andreychuk	1987-88	15
Ray Sheppard	1987-88	15
Danny Gare	1980-81	15

### Most Game-Winning Goals in a Season

Danny Gare	1979-80	11
Pierre Turgeon	1989-90	10
Gil Perreault	1976-77	9
Gil Perreault	1974-75	8
10 tied at 7 each		

### Most Short-Handed Goals in a Season

Don Luce	1974-75	8
Craig Ramsay	1974-75	7
Craig Ramsay	1977-78	5
Dave Snuggerud	1990-91	4
Don Luce	1980-81	4
Several tied at three each		

### Most Game-Tying Goals in a Season

Danny Gare	1977-78	6
Danny Gare	1978-79	4
Danny Gare	1975-76	4
Rick Martin	1971-72	4
Several players tied with 3 each		



## YEARLY LEADERS

YEAR	PENALTY MINUTES	PLUS-MINUS	GOALS-AGAINST AVE.
1970-71	Pratt (179)	Atkinson (+1)	Crozier (3.69)
1971-72	Hamilton (105)	Ramsay (+5)	Crozier (3.51)
1972-73	Schoenfeld (178)	Robert (+16)	Dryden (2.65)
1973-74	Carriere (103)	Ramsay (+17)	Dryden (2.97)
1974-75	Korab & Schoenfeld (184)	Luce (+61)	Bromley (3.10)
1975-76	Gare (129)	Guevremont (+47)	Desjardins (2.95)
1976-77	Korab (120)	Hajt (+39)	Edwards (2.51)
1977-78	Korab (119)	Hajt (+36)	Edwards (2.64)
1978-79	Korab (104)	Ramsay (+21)	Edwards (3.02)
1979-80	Playfair (145)	Schoenfeld (+60)	Sauve (2.36)
1980-81	Playfair (169)	Ramsay (+39)	Edwards (2.96)
1981-82	Playfair (258)	Van Boxmeer (+23)	Edwards (3.51)
1982-83	Playfair (180)	Ramsay (+19)	Sauve (3.45)
1983-84	Playfair (209)	Foligno (+32)	Barrasso (2.84)
1984-85	Playfair (157)	Hajt (+32)	Barrasso (2.66)
1985-86	Foligno (168)	Foligno (+25)	Barrasso (3.61)
1986-87	Dykstra (179)	Foligno (+13)	Barrasso (3.65)
1987-88	Foligno (220)	Johansson (+12)	Barrasso (3.31)
1988-89	Hartman (316)	Ruutu (+13)	Puppa (3.36)
1989-90	Hartman (211)	Ramsay (+21)	Puppa (2.89)
1990-91	Ray (348)	Four Players (+14)	Malarchuk (3.35)
1991-92	Ray (354)	LaFontaine (+10)	Draper (3.21)

## SABRES' CAREER LEADERS

GAMES PLAYED	TOTAL	GOALS	TOTAL
Gil Perreault	1191	Gil Perreault	512
Craig Ramsay	1070	Rick Martin	382
Mike Ramsey (66)	878	Dave Andreychuk (41)	319
Bill Hajt	854	Danny Gare	267
Don Luce	766	Craig Ramsay	252
Dave Andreychuk (80)	711	Mike Foligno	247
Rick Martin	681	Rene Robert	222
Ric Seiling	664	Don Luce	216
Mike Foligno	662	Phil Housley	178
Lindy Ruff	608	Ric Seiling	176
Phil Housley	608		
ASSISTS	TOTAL	POINTS	TOTAL
Gil Perreault	814	Gil Perreault	1326
Craig Ramsay	420	Dave Andreychuk (91)	710
Dave Andreychuk (50)	391	Rick Martin	695
Phil Housley	380	Craig Ramsay	672
Rene Robert	330	Phil Housley	558
Rick Martin	313	Rene Robert	552
Don Luce	310	Don Luce	526
Mike Foligno	264	Mike Foligno	511
Mike Ramsey (14)	248	Danny Gare	500
Danny Gare	233	Ric Seiling	376
PENALTY MINUTES	TOTAL	POWER PLAY GOALS	TOTAL
Mike Foligno	1,450	Dave Andreychuk (28)	133
Larry Playfair	1,390	Gil Perreault	128
Lindy Ruff	1,126	Rick Martin	112
Jim Schoenfeld	1,025	Danny Gare	66
Mike Ramsey (67)	904	Phil Housley	61
Mike Hartman	890	Mike Foligno	61
Jerry Korab	870	Pierre Turgeon	57
Rob Ray (354)	801	Rene Robert	53
Danny Gare	686	Jim Lorentz	46
Ric Seiling	524	John Tucker	38

## SABRES' CAREER LEADERS

GAME-WINNING GOALS	TOTAL	HAT TRICKS	TOTAL
Gil Perreault	81	Rick Martin	21
Rick Martin	47	Gil Perreault	18
Mike Foligno	43	Danny Gare	10
Danny Gare	35	Dave Andreychuk (1)	7
Rene Robert	32	Mike Foligno	5
Craig Ramsay	32	Rene Robert	5
Dave Andreychuk (2)	32	Pat LaFontaine (4)	4
Don Luce	30	Andre Savard	4
Jim Lorentz	25	Craig Ramsay	3
Phil Housley	24	Jim Lorentz	3
		Gerry Meehan	3
		Eddie Shack	3
SHORT-HANDED GOALS	TOTAL	GAME-TYING GOALS	TOTAL
Craig Ramsay	27	Danny Gare	21
Don Luce	21	Rick Martin	20
Ric Seiling	9	Gil Perreault	16
Gil Perreault	8	Craig Ramsay	15
Gilles Hamel	8	Rene Robert	10
Christian Ruutu (2)	8	Don Luce	10
Andre Savard	7	Mike Foligno	8
Scott Arniel	6	Dave Andreychuk (2)	8
Dave Snuggerud	6	Gerry Meehan	7
Bill Hajt	4	Ric Seiling	6
Phil Housley	4	Larry Playfair	6
SHOTS	TOTAL	GOALIE GAMES	TOTAL
Gil Perreault	2,837	Don Edwards	307
Rick Martin	2,192	Tom Barrasso	266
Dave Andreychuk (337)	2,052	Bob Sauve	246
Phil Housley	1,610	Roger Crozier	202
Don Luce	1,562	Daren Puppa (33)	181
Rene Robert	1,481	Jacques Cloutier	144
Danny Gare	1,480	Dave Dryden	120
Craig Ramsay	1,479	Gerry Desjardins	116
Mike Foligno	1,438	Clint Malarchuk (29)	102
Mike Ramsey (55)	1,290	Gary Bromley	63
GOALIE MINUTES	TOTAL	GOALIE WINS	TOTAL
Don Edwards	17,969	Don Edwards	156
Tom Barrasso	15,463	Tom Barrasso	124
Bob Sauve	14,063	Bob Sauve	119
Roger Crozier	10,980	Daren Puppa (11)	85
Daren Puppa (1,757)	10,458	Roger Crozier	74
Jacques Cloutier	7,442	Gerry Desjardins	66
Gerry Desjardins	6,802	Jacques Cloutier	50
Dave Dryden	6,440	Dave Dryden	43
Clint Malarchuk (1,639)	5,692	Clint Malarchuk (10)	39
Gary Bromley	2,334	Gary Bromley	29
SHUTOUTS	TOTAL	GOALIE WIN. PCT. .... W L T PCT.	
Don Edwards	14	Gerry Desjardins	66 30 18 .657
Tom Barrasso	13	Don Edwards	156 83 61 .622
Roger Crozier	10	Gary Bromley	29 17 14 .600
Bob Sauve	7	Bob Sauve	113 76 39 .581
Daren Puppa	5	Daren Puppa	85 63 24 .564
Dave Dryden	5	Tom Barrasso	124 102 28 .543
Gerry Desjardins	5	Tom Draper	10 9 5 .521
Gary Bromley	4	Clint Malarchuk	39 39 16 .500
Clint Malarchuk	2	Roger Crozier	74 76 29 .494
Joe Daley	1	Dave Dryden	43 45 20 .491
Jacques Cloutier	1		
Tom Draper (1)	1		

1991-92 totals in parentheses.

(Minimum 25 games played)

## Sabres' INDIVIDUAL RECORDS

### OVERALL

	ONE SEASON	CAREER
Most Games Played:	80 - 23 players	1191 - Gil Perreault
Most Goals:	56 - Danny Gare (79-80)	512 - Perreault
Most Assists:	75 - Dale Hawerchuk (91-92)	814 - Perreault
Most Points:	113 - Perreault (75-76)	1326 - Perreault
Most Penalty Minutes:	354 - Rob Ray (91-92)	1450 - Mike Foligno
Most Hat Tricks:	7 - Rick Martin (75-76)	21 - Martin
Most PPG:	28 - Dave Andreychuk (91-92)	133 - Andreychuk
Most SHG:	8 - Don Luce (74-75)	27 - Craig Ramsay
Most GWG:	11 - Gare (79-80)	81 - Perreault
Most GTG:	6 - Gare (77-78)	21 - Gare
Most Shots:	337 - Andreychuk (91-92)	2837 - Perreault

### LEFT WINGS

Most Games Played:	80 - Six players	1070 - Ramsay
Most Goals:	52 - Martin (twice)	382 - Martin
Most Assists:	51 - Andreychuk (85-86)	420 - Ramsay
Most Points:	95 - Martin (74-75)	710 - Andreychuk
Most Penalty Minutes:	354 - Ray (91-92)	1126 - Lindy Ruff*

### CENTERS

Most Games Played:	80 - Six players	1191 - Perreault
Most Goals:	46 - Pat LaFontaine (91-92)	512 - Perreault
Most Assists:	75 - Hawerchuk (91-92)	814 - Perreault
Most Points:	113 - Perreault (75-76)	1326 - Perreault
Most Penalty Minutes:	120 - Benoit Hogue (88-89)	500 - Perreault

### RIGHT WINGS

Most Games Played:	80 - Three players	664 - Two players
Most Goals:	56 - Gare (79-80)	267 - Gare
Most Assists:	60 - Rene Robert (74-75)	330 - Robert
Most Points:	100 - Robert (74-75)	552 - Robert
Most Penalty Minutes:	295 - Gord Donnelly (91-92)	1450 - Foligno

### DEFENSEMEN

Most Games Played:	80 - Eight players	854 - Bill Hajt
Most Goals:	29 - Phil Housley (87-88)	156 - Housley
Most Assists:	60 - Housley (89-90)	334 - Housley
Most Points:	81 - Housley (89-90)	490 - Housley
Most Penalty Minutes:	258 - Larry Playfair (81-82)	1390 - Playfair

### GOALIES

Most Games Played:	72 - Don Edwards (77-78)	307 - Edwards
Most Minutes Played:	4209 - Edwards (77-78)	17969 - Edwards
Most Wins:	38 - Edwards (77-78)	156 - Edwards
Most Losses:	34 - Roger Crozier (71-72)	102 - Tom Barrasso
Most Shutouts:	5 - Barrasso (84-85) - Edwards (77-78)	14 - Edwards
Most Penalty Minutes:	50 - Barrasso (87-88)	160 - Barrasso
Most Assists:	6 - Barrasso (84-85)	17 - Barrasso
Lowest GAA:	2.36 - Bob Sauve (79-80)	2.81 - Gerry Desjardins

\* Has spent part of his career at defense.

## INDIVIDUAL CAREER RECORDS

**Most Seasons:** Gil Perreault - 17 (1970-71 to 1986-87)  
**Most Consecutive Games Played:** 776 - Craig Ramsay, Mar. 27, 1973 to Feb. 10, 1983.  
**Most 20-Goal Seasons:** 15 - Gil Perreault.  
**Most 30-Goal Seasons:** 10 - Gil Perreault.  
**Most 40-Goal Seasons:** 5 - Rick Martin.  
**Most 50-Goal Seasons:** 2 - Danny Gare and Rick Martin.

**Most Consecutive 20-Goal Seasons:** 12 - Gil Perreault (1974-75 to 1985-86)  
**Most Consecutive 30-Goal Seasons:** 6 - Rick Martin (1971-72 to 1976-77).  
**Most Consecutive 40-Goal Seasons:** 3 - Rick Martin (1973-74 to 1975-76).  
**Most Consecutive 50-Goal Seasons:** 2 - Rick Martin (1973-74 to 1974-75).

## CAREER POINT LEADERS AGAINST SABRES

Name	Total	Other Active Players	Total
Michel Goulet	98	Barry Pederson	54
Peter Stastny	89	Bobby Smith	53
Ray Bourque	84	Stephane Richer	50
Guy Lafleur	74	Denis Savard	50
Wayne Gretzky	72	Dale Hunter	49
Larry Robinson	69	Dave Babych	48
Phil Esposito	69	Mark Messier	48
Ron Francis	69	Ryan Walter	45
Marcel Dionne	68	Kevin Dineen	45
Bryan Trottier	62	Steve Yzerman	45
Jean Ratelle	61	Joe Sakic	42
		Mike Gartner	42
		Mario Lemieux	41
		Guy Carbonneau	37
		Cam Neely	36
		Steve Kasper	36
		Paul Coffey	34
		Joe Mullen	34
		Chris Chelios	34
		John Ogradnick	33

## BIGGEST WINS IN SABRES' HISTORY

DATE	OPPONENT & SCORE
12-21-75	Washington.....14-2
2-25-78	@ Cleveland.....13-3
3-19-81	Toronto.....14-4
2-7-80	Pittsburgh.....9-0
3-27-80	Detroit.....10-1
12-7-80	Pittsburgh.....10-1
11-13-83	Calgary.....11-2
3-16-75	@ Toronto.....11-3
10-22-75	N.Y. Rangers.....9-1
1-27-80	Los Angeles.....9-1
4-5-80	@ Pittsburgh.....9-1
3-4-83	Pittsburgh.....10-2

## BIGGEST LOSSES IN SABRES' HISTORY

DATE	OPPONENT & SCORE
11-7-70	@ Montreal.....11-2
3-13-71	@ St. Louis.....9-0
10-10-81	@ Montreal.....9-0
12-22-87	@ Boston.....9-0
11-5-88	@ Calgary.....9-0
12-6-88	@ Hartford.....9-0
11-18-87	@ Hartford.....9-1

(Eight games tied at seven.)  
 Biggest home loss:  
 1-6-77 vs. Montreal (9-2)

## Sabres' INDIVIDUAL GAME RECORDS

**Most Goals:** 5 - Dave Andreychuk at Boston, Feb. 6, 1986.

**Most Goals by a Defenseman:** 3 - Phil Housley vs. New Jersey, Jan. 22, 1988 and vs. Winnipeg, Jan. 23, 1983; Hannu Virta at Montreal, Mar. 19, 1983; Jim Schoenfeld at Winnipeg, Mar. 13, 1981; John Van Boxmeer at N.Y. Islanders, Nov. 7, 1981; Jerry Korab vs. Minnesota, Nov. 19, 1978.

**Most Assists:** 5 - Gil Perreault vs. Winnipeg Jan. 4, 1984, vs. St. Louis Mar. 9, 1980, at California, Feb. 1, 1976; Dale Hawerchuk Jan. 15, 1992 at New Jersey; Pat LaFontaine at Los Angeles Mar. 19, 1992.

**Most Assists by a Defenseman:** 4 - Bill Hajt vs. N.Y. Rangers, Nov. 13, 1976; Phil Housley at Quebec, Dec. 23, 1989.

**Most Points:** 7 - Gil Perreault at California, Feb. 1, 1976.

**Most Points by a Defenseman:** 5 - John Van Boxmeer at N.Y. Islanders, Nov. 7, 1981; Phil Housley at Quebec, Dec. 23, 1989.

**Most Penalty Minutes:** 39 - Reg Fleming vs. Pittsburgh, Oct. 18, 1970.

**Most Shots on Goal:** 12 - Ken Priestley vs. N.Y. Rangers, Mar. 4, 1988; Mike Foligno vs. Hartford, Mar. 3, 1982; Jim Schoenfeld vs. Toronto,



## Sabres' INDIVIDUAL GAME RECORDS

Dec. 10, 1978; Rene Robert vs. Boston, Apr. 1, 1976.

**Most Saves:** 64 - Joe Daley at Boston, Dec. 10, 1970.

**Fewest Saves in Complete Game:** 7 - Al Smith vs. Kansas City, Mar. 21, 1976.

**Most Saves in a Shutout:** 38 - Gerry Desjardins

vs. St. Louis, Nov. 10, 1976

**Fewest Saves in a Shutout:** 14 - Gary Bromley vs. Minnesota, Dec. 8, 1974; Don Edwards vs. Detroit, Dec. 10, 1979; Tom Barrasso vs. Winnipeg, Dec. 28, 1984; Tom Barrasso vs. Hartford, Jan. 19, 1985; Tom Barrasso vs. Hartford, Apr. 5, 1987.

## Sabres' TEAM GAME RECORDS

**Most Goals For:** 14 (14-4 vs. Toronto on Mar. 19, 1981; 14-2 vs. Washington on Dec. 21, 1975)

**Most Goals Against:** 11 (11-2 at Montreal on Nov. 7, 1970)

**Most Goals - Buffalo and Opponent:** 18 (14-4 win vs. Toronto on Mar. 19, 1981)

**Greatest Winning Margin:** 12 (14-2 win vs. Washington on Dec. 21, 1975)

**Greatest Losing Margin:** 9 (9-0 loss at Hartford on Dec. 6, 1988; 9-0 loss at Calgary on Nov. 5, 1988;

9-0 loss at Boston on Dec. 22, 1987; 9-0 loss at Montreal on Oct. 10, 1981; 9-0 loss at St. Louis on Mar. 13, 1971; 11-2 loss at Montreal on Nov. 7, 1970)

**Highest Tie Score:** 8-8 (at New Jersey on Jan. 15, 1992)

**Lowest Tie Score:** 0-0 (vs. Montreal on Oct. 15, 1986; at Quebec on Feb. 5, 1983; at Chicago on Oct. 31, 1979; vs. California on Nov. 9, 1972)

**Most Buffalo Shots on Goal:** 58 (vs. Kansas City on Feb. 2, 1975)

**Fewest Buffalo Shots on Goal:** 12 (vs. Calgary on Nov. 9, 1988)

**Most Shots on Goal by Opponents:** 72 (at Boston on Dec. 10, 1970)

**Fewest Shots on Goal by Opponents:** 8 (vs. Kansas City on Mar. 21, 1976)

**Most Shots on Goal by Sabres and Opponents Combined:** 100 (vs. Boston, Dec. 10, 1970)

**Fewest Shots on Goal by Sabres and Opponents Combined:** 33 (vs. Boston, Oct. 15, 1983)

**Greatest Margin of Shots on Goal Favoring the Sabres:** 37 (vs. Hartford, Mar. 3, 1982, 52-15)

**Greatest Margin of Shots on Goal Favoring the Sabres' Opponents:** 44 (vs. Boston, Dec. 10, 1970, 72-28)

**Most Buffalo Shots on Goal in One Period:** 26 (vs. Cleveland on Feb. 25, 1978)

**Fewest Buffalo Shots on Goal in One Period:** 0 (at Montreal on Feb. 19, 1981)

**Most Shots on Goal Allowed in One Period:** 30 (by Boston on Dec. 10, 1970)

**Fewest Shots on Goal Allowed in One Period:** 0 (by Kansas City on Mar. 21, 1976)

**Most Shots by Sabres and Opponents Combined in One Period:** 41 (vs. Kansas City, Feb. 2, 1975)

**Least Shots by Sabres and Opponents**

**Combined in One Period:** 5 (vs. Minnesota, Mar. 14, 1972; vs. Los Angeles, Dec. 23, 1972; vs. St. Louis, Jan. 13, 1974)

**Most Shots by the Sabres in an Overtime Period:** 7 (vs. N.Y. Rangers, Nov. 21, 1990)

**Most Shots by Opponents in an Overtime Period:** 9 (vs. Vancouver, Jan. 8, 1991; vs. Minnesota, Feb. 23, 1991)

**Most Shots by Sabres and Opponents Combined in an Overtime Period:** 11 (vs. N.Y. Rangers, Nov. 21, 1990)

**Most Buffalo Penalty Minutes:** 188 (at Minnesota on Mar. 31, 1992)

**Most Penalty Minutes by Opponents:** 172 (at Minnesota on Mar. 31, 1992)

**Most Penalty Minutes by Buffalo and Opponents:** 360 (Buffalo at Minnesota, Mar. 31, 1992)

**Fastest Two Buffalo Goals by One Player:** :10 (Danny Gare at Washington on Nov. 8, 1980)

**Fastest Two Goals Against by One Player:** :10 (Darryl Sittler at Toronto on Feb. 19, 1972.)

**Fastest Three Buffalo Goals by One Player:** 3:49 (Don Luce at Washington on Dec. 22, 1974)

**Fastest Three Goals Against by One Player:** 4:55 (Rick Kehoe at Pittsburgh on Mar. 10, 1976)

**Fastest Two Buffalo Goals:** :04 (Lee Fogolin and Don Luce vs. California on Oct. 17, 1974)

**Fastest Two Goals Against:** :07 (Marcel Dionne and Hartland Monahan of Los Angeles on Jan. 11, 1978; Jim Moxey and Wayne Merrick at California on Feb. 1, 1976)

**Fastest Three Buffalo Goals:** :39 (Mar. 22, 1992 at Chicago)

**Fastest Three Goals Against:** :34 (Danny Gare twice and Bob Manno at Detroit on Oct. 26, 1984)

**Fastest Two Goals, Both Teams:** :04 (Marian Stastny and Dale McCourt at Quebec on Jan. 2, 1982)

**Fastest Three Goals, Both Teams:** :18 (Jim Moxey, Wayne Merrick and Danny Gare at California on Feb. 1, 1976)

**Fastest Buffalo Goal from Opening Face-off:** :05 (Alexander Mogilny vs. Toronto, Dec. 21, 1991)

**Fastest Opponents' Goal from Opening Face-off:** :09 (Jim Wiemer of N.Y. Rangers on Mar. 27, 1985; Yvon Courmoyer at Montreal on Dec. 22, 1973)

## Sabres' TEAM GAME RECORDS

**Fastest Buffalo Goal from Start of A Period:**

:05 (Alexander Mogilny vs. Toronto, Dec. 21, 1991)

**Fastest Two Goals from Start of A Period:** :31 (Rene Robert and Rick Martin at N.Y. Rangers on Jan. 10, 1974)

**Fastest Goal by Rookie from Start of First NHL Game:** :18 (Danny Gare vs. Boston on Oct. 10, 1974)

**Most Buffalo Goals in One Period:** 9 (vs. Toronto on Mar. 19, 1981)

**Most Goals Allowed by Buffalo in One Period:** 7 (at Montreal on November 7, 1970)

**Most Goals, Buffalo and Opponent, in One Period:** 12 (Buffalo, 9, and Toronto, 3, on Mar. 19, 1981)

**Most Buffalo Points in One Game:** 40 (vs. Washington on Dec. 21, 1975)

**Most Buffalo Points in One Period:** 23 (vs. Toronto on Mar. 19, 1981 and vs. Washington on Dec. 21, 1975)

**Most Points, Buffalo and Opponent, in One Period:** 31 (Buffalo, 23, and Toronto, 8, on Mar. 19, 1981)

## OPPONENTS' ONE GAME

**Most Goals by an Opposing Player:** 4 - Rosaire Paiement of Vancouver, Feb. 9, 1971;

Bob Schmautz of Vancouver, Nov. 19, 1972;

Phil Esposito of Boston, Jan. 14, 1973; Mark Napier of Montreal, Dec. 3, 1980; Wendel Clark of Toronto, Oct. 11, 1986; Joe Nieuwendyk of Calgary, Dec. 13, 1987; Joe Sakic of Quebec, Apr. 14, 1992

**Most Assists by an Opposing Player:** 5 - Doug Gilmour of Calgary, Nov. 5, 1988

**Most Points by an Opposing Player:** 6 - John Bucyk of Boston, Dec. 10, 1970 (two goals,

four assists); Garry Unger of St. Louis, Mar. 13, 1971 (three goals, three assists); Bernie Nicholls of Los Angeles, Nov. 27, 1987 (three goals, three assists); Hakan Loo of Calgary, Mar. 12, 1988 (three goals, three assists)

**Most Saves in a Shutout by an Opposing Player:** 39 - Glenn Healy of N.Y. Islanders, Feb. 4, 1990 and Darcy Wakaluk of Minnesota, February 7, 1992.

**Least Saves in a Shutout by an Opposing Player:** 14 - Phil Myre of Montreal, Oct. 15, 1970.

## INDIVIDUAL SEASON RECORDS

**Most Goals by a Rookie:** 44 - Rick Martin (1971-72)

**Most Assists by a Rookie:** 47 - Phil Housley (1982-83)

**Most Points by a Rookie:** 74 - Rick Martin (1971-72)

**Most Penalty Minutes by a Rookie:** 309 - Brad May (1991-92)

**Most Consecutive Goal-Scoring Games:** 8 - Mike Foligno, Dec. 28, 1984 to Jan. 12, 1985.

**Most Consecutive Assists-Scoring Games:** 11 - Gil Perreault, Dec. 23, 1984 to Jan. 13, 1985.

**Most Point-Scoring Games in Succession:** 18 - Gil Perreault, 1971-72.

**Highest Plus-Minus Rating:** +61 - Don Luce (1974-75)

**Highest Shooting Percentage (50 or more games):** 24.4 - Peter McNab, 1974-75.

## Sabres' TEAM SEASON RECORDS

CATAGORY	OVERALL	HOME	AWAY
Points - Most	13 (74-75)	63 (72-73)	51 (74-75)
- Least	51 (71-72)	31 (71-72)	20 (71-72)
Wins - Most	49 (74-75)	30 (72-73)	23 (83-84)
- Least	16 (71-72)	11 (71-72)	5 (71-72)
Losses - Most	44 (86-87)	19 (71-72)	26 (twice)
- Least	16 (74-75)	5 (79-80)	10 (74-75)
Ties - Most	21 (80-81)	12 (twice)	11 (72-73)
- Least	6 (85-86)	1 (85-86)	1 (83-84)
Overtime Games - Most	24 (90-91)	16 (90-91)	9 (89-90)
Overtime Wins - Most	5 (83-84)	2 (4 times)	3 (83-84)
Overtime Losses - Most	4 (twice)	2 (3 times)	4 (86-87)
Goals Scored - Most	354 (74-75)	199 (74-75)	155 (74-75)
- Least	203 (71-72)	110 (71-72)	93 (71-72)

## Sabres' TEAM SEASON RECORDS

<b>Goals Against - Most</b>	308 (86-87)	147 (85-86)	168 (70-71)
<b>- Least</b>	201 (79-80)	80 (72-73)	106 (79-80)
<b>Shutouts - Most</b>	7 (74-75)	6 (72-73)	4 (85-86)
<b>Shutouts Against - Most</b>	7 (70-71)	3 (70-71)	4 (twice)
<b>Non-Shutout Streak</b>	178 (11-18-83 to 1-4-86)	340 (11-23-77 to 2-12-86)	87 (11-18-83 to 1-4-86)
<b>Longest Win Streak</b>	10 (1-4-84 to 1-23-84)	12 (twice)	10 (12-10-83 to 1-23-84)
<b>Longest Unbeaten Streak</b>	14 (3-6-80 to 4-6-80)	21 (10-8-72 to 1-7-73)	10 (12-10-83 to 1-23-84)
<b>Longest Losing Streak</b>	7 (10-25-70 to 11-8-70)	5 (twice)	7 (twice)
<b>Longest Winless Streak</b>	10 (11-7-71 to 12-1-71)	12 (1-27-91 to 3-17-91)	23 (10-30-71 to 2-19-72)

**Longest Winning Streak at the Start of a Season:** 8 (1975-76)

**Longest Losing Streak at the Start of a Season:** 2 (2 times)

**Most Consecutive Ties:** 4 (Four times)

**Most Consecutive Ties at Home:** 5 (1984-85)

**Most Consecutive Ties on the Road:** 4 (1981-82)

**Most Power Play Goals:** 105 (91-92)

**Least Power Play Goals:** 48 (73-74)

**Most Power Play Goals Against:** 95 (87-88)

**Least Power Play Goals Against:** 31 (77-78)

**Most Short-handed Goals:** 17 (74-75)

**Least Short-handed Goals:** 1 (71-72)

**Most Short-handed Goals Against:** 14 (Twice)

**Least Short-handed Goals Against:** 3 (77-78)

**Most Penalty Minutes:** 2713 (1991-92)

**Least Penalty Minutes:** 787 (1973-74)

**Most 20 Goal Scorers:** 9 (74-75)

**Most 30 Goal Scorers:** 6 (74-75)

**Most 40 Goal Scorers:** 3 (79-80, 75-76)

**Most 50 Goal Scorers:** 1 (Four times)

**Most 70 Point Scorers:** 6 (Two times)

**Most 80 Point Scorers:** 4 (91-92)

**Most 90 Point Scorers:** 3 (Two times)

**Most 100 Point Scorers:** 1 (Four times)

## Regular Season OVERTIME GOALS IN SABRES' GAMES

DATE	OPPONENT	SCORER	SCORE	TIME
Oct. 26, 1983	@ Detroit	Steve Yzerman	6-5 Det	4:38
Nov. 16, 1983	@ Winnipeg	Mike Ramsey	6-5 Buf	0:17
Feb. 8, 1984	@ Pittsburgh	Dave Andreychuk	6-5 Buf	0:31
Feb. 17, 1984	Minnesota	Dave Andreychuk	5-4 Buf	1:31
Feb. 21, 1984	@ Philadelphia	Phil Housley	5-4 Buf	4:09
Mar. 11, 1984	Hartford	Mike Foligno	4-3 Buf	1:53
Oct. 13, 1984	@ Toronto	Jim Benning	4-3 Tor	2:41
Feb. 15, 1985	Montreal	Mats Naslund	4-3 Mil	2:31
Mar. 24, 1985	Boston	Dave Reid	4-3 Bos	0:56
Nov. 30, 1985	@ Toronto	Steve Thomas	3-2 Tor	0:26
Jan. 17, 1986	Montreal	Gates Orlando	5-4 Buf	1:11
Mar. 11, 1986	@ St. Louis	Charlie Bourgeois	3-2 StL	2:04
Oct. 22, 1986	@ Pittsburgh	Randy Cunneyworth	5-4 Pit	2:30
Nov. 12, 1986	N.Y. Rangers	Walt Poddubny	2-1 NYR	2:01
Dec. 20, 1986	@ Toronto	Steve Thomas	5-4 Tor	4:55
Jan. 8, 1987	@ Minnesota	Brian Bellows	5-4 Min	1:05
Jan. 18, 1987	Edmonton	Scott Arniel	6-5 Buf	1:49
Feb. 14, 1988	Chicago	Steve Thomas	4-3 Chi	3:48
Oct. 9, 1988	@ Philadelphia	Ron Sutter	4-3 Phi	2:44
Nov. 13, 1988	Edmonton	Esa Tikkanen	5-4 Edm	3:25

## Regular Season OVERTIME GOALS IN SABRES' GAMES

DATE	OPPONENT	SCORER	SCORE	TIME
Nov. 25, 1988	Chicago	Phil Housley	5-4 Buf	3:15
Dec. 3, 1988	@ Montreal	Guy Carbonneau	3-2 Mil	4:22
Jan. 4, 1989	Hartford	Kevin Dineen	5-4 Hfd	3:19
Jan. 21, 1989	@ Boston	Pierre Turgeon	6-5 Buf	3:58
Oct. 27, 1989	Toronto	Pierre Turgeon	6-5 Buf	2:30
Dec. 7, 1989	@ Philadelphia	Ron Sutter	4-3 Phi	0:24
Dec. 29, 1989	Boston	Craig Janney	4-3 Bos	1:33
Feb. 20, 1990	@ Winnipeg	Mike Hartman	4-3 Buf	2:06
Mar. 14, 1990	Los Angeles	Bob Kudelski	6-5 LA	1:25
Mar. 18, 1990	Winnipeg	Phil Housley	4-3 Buf	2:03
Mar. 30, 1990	@ Pittsburgh	Uwe Krupp	3-2 Buf	1:00
Nov. 23, 1990	Edmonton	Benoit Hogue	3-2 Buf	0:34
Dec. 7, 1990	Hartford	Scott Young	4-3 Hfd	0:53
Dec. 20, 1990	@ Hartford	Dave Andreychuk	4-3 Buf	1:07
Feb. 6, 1991	St. Louis	Brett Hull	5-4 StL	4:15
Mar. 20, 1991	Montreal	Dave Andreychuk	3-2 Buf	1:14
Nov. 8, 1991	Philadelphia	Donald Audette	4-3 Buf	1:29
Nov. 29, 1991	N.Y. Rangers	Mark Messier	5-4 NYR	0:43
Jan. 23, 1992	@ Pittsburgh	Donald Audette	5-4 Buf	4:15
Mar. 28, 1992	@ Boston	Steve Heinze	4-3 Bos	3:59

**All-Time Record in Overtime Decisions:** 18-22

### Sabres' Overtime Goal Scorers

Dave Andreychuk - 4	Donald Audette - 2	Mike Hartman - 1	Mike Ramsey - 1
Phil Housley - 3	Gates Orlando - 1	Benoit Hogue - 1	Uwe Krupp - 1
Pierre Turgeon - 2	Scott Arniel - 1	Mike Foligno - 1	

## Sabres' PENALTY SHOTS

**November 5, 1970** at Buffalo - Paul Andrea unsuccessful vs. Vancouver's Dunc Wilson.

**December 20, 1973** at Buffalo - John Gould unsuccessful vs. Montreal's Michel Plasse.

**January 31, 1974** at Philadelphia - Rick Martin successful vs. Philadelphia's Bernie Parent.

**January 25, 1975** at Montreal - Rick Martin successful vs. Montreal's Michel Larocque.

**February 2, 1975** at Buffalo - Don Luce unsuccessful vs. Kansas City's Denis Herron.

**October 19, 1975** at Buffalo - Don Luce unsuccessful vs. Washington's Ron Low.

**February 4, 1976** at Los Angeles - Gil Perreault unsuccessful vs. Los Angeles' Rogie Vachon.

**February 22, 1976** at Buffalo - Rene Robert successful vs. Montreal's Ken Dryden.

**April 1, 1978** at Toronto - Gil Perreault unsuccessful vs. Toronto's Mike Palmateer.

**December 19, 1982** at Buffalo - Brent Peterson unsuccessful vs. Quebec's Dan Bouchard.

**November 25, 1983** at Buffalo - Gil Perreault successful vs. Chicago's Murray Bannerman.

**January 14, 1984** at Detroit - Brent Peterson unsuccessful vs. Detroit's Greg Stefan.

**October 31, 1984** at Buffalo - John Tucker successful vs. Philadelphia's Pelle Lindbergh.

**December 26, 1984** at Buffalo - John Tucker unsuccessful vs. Toronto's Rick St. Croix.

**November 22, 1986** at Quebec - Dave Andreychuk unsuccessful vs. Quebec's Clint Malarchuk.

**November 15, 1987** at Buffalo - Christian Ruutu unsuccessful vs. Toronto's Ken Wreggett.

**\*April 9, 1988** at Buffalo - John Tucker successful vs. Boston's Andy Moog.

**February 19, 1989** at Buffalo - Mike Foligno unsuccessful vs. Detroit's Glen Hanlon.

**October 17, 1990** at Buffalo - Pierre Turgeon successful vs. Montreal's Patrick Roy.

**October 12, 1991** at Quebec - Dave McLlwain unsuccessful vs. Quebec's Ron Tugnutt.

**January 10, 1992** at Buffalo - Alexander Mogilny unsuccessful vs. Edmonton's Bill Ranford.

**February 7, 1992** at Buffalo - Dave Andreychuk unsuccessful vs. Minnesota's Darcy Wakaluk.

\* - indicates a playoff game

*Opponents'*  
**PENALTY SHOTS**

**October 20, 1971** at Toronto - Paul Henderson unsuccessful vs. Roger Crozier.

**November 12, 1972** at Buffalo - Lowell McDonald of Pittsburgh unsuccessful vs. Roger Crozier.

**March 9, 1973** at Vancouver - Andre Boudrias successful vs. Roger Crozier.

**November 13, 1974** at Montreal - Steve Shutt unsuccessful vs. Gary Bromley.

**December 5, 1974** at Buffalo - Tommy Williams of Washington unsuccessful vs. Gary Bromley.

**January 23, 1975** at Buffalo - Pierre Jany of Detroit unsuccessful vs. Roger Crozier.

**February 22, 1981** at Buffalo - Steve Shutt of Montreal unsuccessful vs. Don Edwards.

**December 17, 1981** at Philadelphia - Behn Wilson successful vs. Don Edwards.

**March 29, 1983** at Hartford - Blaine Stoughton successful vs. Bob Sauve.

**March 9, 1984** at Buffalo - Marcel Dionne of Los Angeles successful vs. Tom Barrasso.

**January 5, 1985** at New York Islanders - Bryan Trotter unsuccessful vs. Tom Barrasso.

**January 24, 1991** at Chicago - Dave Manson unsuccessful vs. Darcy Wakaluk.

**January 29, 1992** at Detroit - Steve Yzerman successful vs. Daren Puppa

**March 4, 1992** at Quebec - Mats Sundin successful vs. Tom Draper.

**March 8, 1992** at New York Islanders - Marty McInnis unsuccessful vs. Tom Draper.

**March 17, 1992** at Minnesota - Ulf Dahlen unsuccessful vs. Daren Puppa.

*Sabres'*  
**HAT TRICKS**

PLAYER	OPPONENT	DATE	PLACE
Gil Perreault	California	1-29-71	California
Eddie Shack	Los Angeles	2-4-71	Buffalo
Gerry Meehan	Detroit	2-20-71	Detroit
Steve Atkinson	Minnesota	2-28-71	Buffalo
Eddie Shack	Boston	3-21-71	Boston
Eddie Shack	Pittsburgh	3-31-71	Pittsburgh
Rick Martin	Vancouver	10-30-71	Vancouver
Craig Ramsay	Minnesota	12-5-71	Buffalo
Rick Martin	California	1-2-72	Buffalo
Rick Martin (4)	Atlanta	10-22-72	Buffalo

Gerry Meehan	Minnesota	12-2-72	Minnesota
Rene Robert	Minnesota	12-2-72	Minnesota
Gery Meehan	Chicago	12-28-72	Buffalo
Rick Martin	California	10-31-73	Buffalo
Rick Dudley	NY Rangers	12-6-73	Buffalo
Jim Lorentz	Detroit	12-31-73	Detroit
Rick Martin	Pittsburgh	1-3-74	Buffalo
Rick Martin	Minnesota	3-17-74	Buffalo
Rick Martin	St. Louis	4-7-74	Buffalo
Gil Perreault	Boston	10-10-74	Buffalo

Rene Robert	Montreal	11-13-74	Montreal
Rick Martin (4)	Washington	12-3-74	Washington
Gil Perreault	Washington	12-5-74	Washington
Don Luce	Washington	12-22-74	Washington
Craig Ramsay	Washington	2-21-75	Washington
Rick Martin	Toronto	3-16-75	Toronto
Gil Perreault	Toronto	3-16-75	Toronto
Danny Gare	Toronto	10-12-75	Buffalo
Rick Martin	Washington	10-19-75	Buffalo
Rick Martin	NY Rangers	10-22-75	Buffalo

*Sabres'*  
**HAT TRICKS**

PLAYER	OPPONENT	DATE	PLACE
Rick Martin	Minnesota	12-18-75	Buffalo
Rick Martin (4)	Washington	12-21-75	Buffalo
Fred Stanfield	Washington	12-21-75	Buffalo
Rick Martin	Montreal	1-5-76	Montreal
Gil Perreault	Vancouver	1-8-76	Buffalo
Danny Gare	California	2-1-76	California
Rick Martin	Chicago	3-4-76	Buffalo
Gil Perreault	Minnesota	3-14-76	Minnesota
Jim Lorentz	Minnesota	3-14-76	Minnesota
Rick Martin	Toronto	3-27-76	Toronto

Danny Gare	Toronto	4-4-76	Buffalo
Rick Martin	Vancouver	11-24-76	Buffalo
Rick Martin	NY Rangers	12-16-76	Buffalo
Andre Savard	Cleveland	1-9-77	Buffalo
Rene Robert	Minnesota	2-13-77	Buffalo
Rene Robert	Toronto	2-14-77	Buffalo
Jim Lorentz	Chicago	3-2-77	Buffalo
Rene Robert	St. Louis	4-3-77	Buffalo
Danny Gare	Colorado	10-20-77	Buffalo
Craig Ramsay	Colorado	10-20-77	Buffalo
Gil Perreault	St. Louis	11-6-77	Buffalo
Gil Perreault	Washington	11-19-77	Washington
Gil Perreault	Los Angeles	12-15-77	Los Angeles
Gil Perreault	Cleveland	1-12-78	Cleveland
Danny Gare	Cleveland	2-25-78	Cleveland
Rick Martin	St. Louis	10-28-78	St. Louis
Jerry Korab	Minnesota	11-19-78	Buffalo
Andre Savard	Minnesota	11-19-78	Buffalo
Rick Martin	Boston	3-28-79	Boston
Danny Gare	Boston	4-5-79	Boston

Jacques Richard	Colorado	4-8-79	Buffalo
Danny Gare	Winnipeg	12-31-79	Buffalo
Rick Dudley	Los Angeles	1-16-80	Los Angeles
Danny Gare	Pittsburgh	2-7-80	Buffalo
Rick Martin (4)	St. Louis	3-9-80	Buffalo
Danny Gare	Winnipeg	10-22-80	Buffalo
Rick Dudley	Pittsburgh	12-7-80	Buffalo
Gil Perreault	Quebec	1-21-81	Quebec
Andre Savard	Detroit	2-6-81	Buffalo
Ric Seiling	Washington	2-12-81	Buffalo

Danny Gare	Philadelphia	3-8-81	Buffalo
Jim Schoenfeld	Winnipeg	3-13-81	Winnipeg
Gil Perreault	Toronto	3-19-81	Buffalo
Andre Savard	Toronto	3-19-81	Buffalo
Tony McKegney	Toronto	10-23-81	Buffalo
John Van Boxmeer	NY Islanders	11-7-81	New York
Lindy Ruff	NY Islanders	11-29-81	Buffalo
Tony McKegney	Colorado	12-9-81	Buffalo
Gil Perreault	Detroit	12-12-81	Buffalo
Yvon Lambert	Toronto	1-15-82	Buffalo

## Sabres' HAT TRICKS

PLAYER	OPPONENT	DATE	PLACE
Mike Foligno	Colorado	2-21-82	Buffalo
Gil Perreault	Edmonton	2-24-82	Buffalo
Gil Perreault	Washington	10-16-82	Washington
Phil Housley	Winnipeg	1-23-83	Buffalo
Paul Cyr	Boston	3- 3-83	Boston
Hannu Virta	Montreal	3-19-83	Montreal
Gilles Hamel	Winnipeg	10-23-83	Buffalo
Mike Foligno	Calgary	11-13-83	Buffalo
Gil Perreault	Calgary	11-13-83	Buffalo
Real Cloutier	Quebec	12-29-83	Buffalo
Real Cloutier	Winnipeg	1- 4-84	Buffalo
John Tucker	Toronto	4- 1-84	Buffalo
Mike Foligno	Quebec	10-19-84	Buffalo
Sean McKenna	Boston	12- 5-84	Buffalo
Gil Perreault	Calgary	2- 9-85	Calgary
Gil Perreault	Quebec	11-22-85	Buffalo
Lindy Ruff (4)	Quebec	12-15-85	Buffalo
Mike Foligno	NY Islanders	12-29-85	Buffalo
Dave Andreychuk (5)	Boston	2- 6-86	Boston
Wilf Paiement	St. Louis	2-26-87	Buffalo
Dave Andreychuk	Quebec	12- 3-87	Buffalo
Dave Andreychuk	Montreal	1- 6-88	Montreal
Phil Housley	New Jersey	1-22-88	Buffalo
Dave Andreychuk	N.Y. Islanders	2- 6-88	N.Y. Islanders
Ray Sheppard	Quebec	2-21-88	Buffalo
Ray Sheppard	Vancouver	3-13-88	Vancouver
Dave Andreychuk	Pittsburgh	10-12-88	Buffalo
Adam Creighton	N.Y. Rangers	11- 2-88	Buffalo
Mike Foligno	Hartford	1-31-89	Hartford
Pierre Turgeon	New Jersey	12- 1-89	Buffalo
Dave Andreychuk	Detroit	3-27-90	Detroit
Pierre Turgeon	Hartford	10-28-90	Buffalo
Dale Hawerchuk	Winnipeg	3-13-91	Winnipeg
Alexander Mogilny	Washington	3-31-91	Buffalo
Pat LaFontaine	San Jose	11-12-91	San Jose
Dave Andreychuk	Boston	11-23-91	Boston
Tony Tanti	Edmonton	12-20-91	Buffalo
Alexander Mogilny	N.Y. Islanders	1- 3-92	Buffalo
Pat LaFontaine	Edmonton	1-10-92	Buffalo
Pat LaFontaine	Montreal	1-25-92	Montreal
Dale Hawerchuk	San Jose	2-14-92	Buffalo
Pat LaFontaine	New Jersey	3- 6-92	Buffalo
Dave Andreychuk (4)	Los Angeles	3-19-92	Los Angeles

Players listed scored three goals unless otherwise noted.

## Sabre Fact

The 1985-86 Sabres are one of 12 teams in NHL history to miss the playoffs despite having a .500 or better record.

## Opponents' HAT TRICKS AGAINST THE SABRES

PLAYER	TEAM	DATE	PLACE
Dave Balon	N.Y. Rangers	12-22-70	Buffalo
Rosaire Paiement (4)	Vancouver	2- 9-71	Vancouver
Garry Unger	St. Louis	3-13-71	St. Louis
Bill Goldsworthy	Minnesota	10-23-71	Minnesota
Darryl Sittler	Toronto	2-19-72	Toronto
Jim Johnston	California	3- 8-72	California
Bob Schmautz (4)	Vancouver	11-19-82	Vancouver
Pete Sternkowski	N.Y. Rangers	1-11-73	Buffalo
Phil Esposito (4)	Boston	1-14-73	Boston
Bill Flett	Philadelphia	1-21-73	Buffalo
Bill McCreary	Atlanta	1-28-79	Buffalo
Ray Comeau	Atlanta	1-28-79	Buffalo
Yvon Courmoyer	Montreal	12-22-73	Montreal
Billy Harris	N.Y. Islanders	3- 3-74	Buffalo
Bob Nevin	Los Angeles	10-13-74	Buffalo
Don Kozak	Los Angeles	10-24-74	Los Angeles
Guy Lapointe	Montreal	11-13-74	Montreal
Larry Romanchuk	Atlanta	12-14-75	Buffalo
Butch Goring	Los Angeles	1- 1-76	Buffalo
Rick Kehoe	Pittsburgh	3-10-76	Pittsburgh
Bernie Federko	St. Louis	2- 5-77	St. Louis
Marcel Dionne	Los Angeles	2-27-77	Buffalo
Guy Lafleur	Montreal	12- 2-78	Montreal
Wayne Cashman	Boston	12-31-78	Buffalo
Lanny McDonald	Toronto	4- 1-79	Buffalo
Blaine Stoughton	Hartford	11-21-79	Hartford
Mark Napier (4)	Montreal	12- 3-80	Buffalo
Dan Labraaten	Calgary	2-14-81	Calgary
Dwight Foster	Boston	3- 1-81	Boston
Stan Smyl	Vancouver	3-27-82	Vancouver
Wayne Gretzky	Edmonton	2-24-82	Buffalo
Peter Stastny	Quebec	10- 6-82	Buffalo
Peter Stastny	Quebec	10- 9-82	Quebec
John Paul Kelly	Los Angeles	2-10-83	Los Angeles
Tim Young	Minnesota	3- 8-83	Minnesota
Darcy Rota	Vancouver	3-12-83	Vancouver
Anton Stasny	Quebec	10- 8-83	Quebec
Wayne Babych	St. Louis	12- 6-83	St. Louis
Paul Lawless	Hartford	12-13-85	Buffalo
Steve Kasper	Boston	12-31-85	Buffalo
Steve Larmer	Chicago	3-12-86	Chicago
Wendel Clark (4)	Toronto	10-11-86	Toronto
Mario Lemieux	Pittsburgh	10-17-86	Buffalo
Michel Goulet	Quebec	11-21-86	Buffalo
Brent Ashton	Quebec	12-13-86	Quebec
Peter Zezel	Philadelphia	1-28-87	Buffalo
Tony McKegney	N.Y. Rangers	2-24-87	Buffalo
Ron Francis	Hartford	11-19-87	Hartford
Bernie Nicholls	Los Angeles	11-22-87	Buffalo
Bob Carpenter	Los Angeles	11-22-87	Buffalo

## Opponents' HAT TRICKS AGAINST THE SABRES

PLAYER	TEAM	DATE	PLACE
Joe Nieuwendyk (4)	Calgary	12-13-87	Buffalo
Cam Neely	Boston	1-16-88	Boston
Peter Stastny	Quebec	2-21-88	Buffalo
Tony Tanti	Vancouver	3-13-88	Vancouver
Stephane Richer	Montreal	4-2-88	Montreal
Joe Mullen	Calgary	11-5-88	Calgary
Trevor Linden	Vancouver	11-22-88	Vancouver
Wayne Gretzky	Los Angeles	2-5-89	Los Angeles
Mario Lemieux	Pittsburgh	2-14-89	Pittsburgh
Pat LaFontaine	N.Y. Islanders	12-31-89	Buffalo

Vincent Damphousse	Toronto	3-16-90	Buffalo
Bryan Fogarty	Quebec	12-1-90	Quebec
Owen Nolan	Quebec	10-12-91	Quebec
Murray Craven	Hartford	12-7-91	Hartford
Steve Yzerman	Detroit	1-29-92	Detroit
Kevin Miller	Detroit	2-12-92	Buffalo

Players listed scored three goals unless otherwise noted.

## Sabres' SHUTOUTS

GOALTENDER	OPPONENT	SCORE	DATE	PLACE	SAVES
Roger Crozier	Minnesota	1-0	12-6-70	Buffalo	24
Joe Daley	California	3-0	2-12-71	Buffalo	26
Dave Dryden	Minnesota	5-0	3-14-71	Minnesota	35
Roger Crozier	Los Angeles	2-0	12-2-71	Buffalo	31
Roger Crozier	Vancouver	1-0	1-20-72	Buffalo	29
Roger Crozier	California	0-0	11-9-72	Buffalo	23
Roger Crozier	Pittsburgh	1-0	11-12-72	Buffalo	18
Dave Dryden	Toronto	4-0	12-17-72	Buffalo	21
Dave Dryden	Philadelphia	2-0	1-7-73	Buffalo	35
Dave Dryden	California	4-0	2-8-73	Buffalo	24

Dave Dryden	St. Louis	1-0	1-13-74	Buffalo	18
Gary Bromley	St. Louis	2-0	10-26-74	St. Louis	21
Roger Crozier	Atlanta	4-0	11-17-74	Buffalo	25
Gary Bromley	Minnesota	5-0	12-8-74	Buffalo	14
Gary Bromley	Washington	4-0	12-22-74	Washington	26
Roger Crozier	California	4-0	1-15-75	California	28
Gary Bromley	Kansas City	5-0	1-19-75	Buffalo	20
Roger Crozier	Los Angeles	5-0	2-27-75	Buffalo	21
Roger Crozier	Detroit	4-0	10-9-75	Buffalo	18
Gerry Desjardins	Boston	4-0	11-5-75	Buffalo	16

Gerry Desjardins	Pittsburgh	6-0	1-11-76	Buffalo	28
Gerry Desjardins	Vancouver	4-0	10-20-76	Buffalo	29
Gerry Desjardins	St. Louis	5-0	11-10-76	Buffalo	38
Gerry Desjardins	Colorado	3-0	1-16-77	Buffalo	21
Don Edwards	Chicago	3-0	2-16-77	Buffalo	23
Don Edwards	Philadelphia	2-0	2-24-77	Buffalo	25
Don Edwards	Montreal	4-0	10-30-77	Montreal	34
Don Edwards	Vancouver	3-0	12-11-77	Buffalo	19
Don Edwards	N.Y. Rangers	2-0	2-9-78	Buffalo	25
Don Edwards	Los Angeles	5-0	2-16-78	Buffalo	29

## Sabres' SHUTOUTS

GOALTENDER	OPPONENT	SCORE	DATE	PLACE	SAVES
Don Edwards	Philadelphia	4-0	2-23-78	Buffalo	20
Don Edwards	Toronto	1-0	10-19-78	Buffalo	19
Don Edwards	Washington	2-0	11-11-78	Washington	25
Bob Sauve	Quebec	3-0	10-27-79	Quebec	19
Bob Sauve	Chicago	0-0	10-31-79	Chicago	20
Bob Sauve	Washington	2-0	12-2-79	Buffalo	20
Don Edwards	Detroit	4-0	12-10-79	Buffalo	14
Bob Sauve	Vancouver	3-0	2-3-80	Buffalo	22
Don Edwards	Pittsburgh	9-0	2-7-80	Buffalo	25
Bob Sauve	Edmonton	2-0	10-15-80	Buffalo	15

Don Edwards	N.Y. Rangers	4-0	1-18-81	Buffalo	30
Don Edwards	Winnipeg	4-0	2-1-81	Buffalo	23
Don Edwards	Philadelphia	4-0	2-5-81	Philadelphia	31
Bob Sauve	Calgary	4-0	3-4-81	Buffalo	24
Bob Sauve	Quebec	0-0	2-5-83	Quebec	22
Tom Barrasso	Los Angeles	4-0	1-18-84	Los Angeles	30
Tom Barrasso	New Jersey	6-0	3-24-84	New Jersey	24
Tom Barrasso	Toronto	6-0	12-26-84	Buffalo	22
Tom Barrasso	Winnipeg	4-0	12-28-84	Buffalo	14
Tom Barrasso	Boston	3-0	1-10-85	Boston	20

Tom Barrasso	Hartford	2-0	1-19-85	Hartford	14
Tom Barrasso	Washington	4-0	3-2-85	Washington	23
Tom Barrasso	Montreal	6-0	10-16-85	Montreal	25
Daren Pappa	Edmonton	2-0	11-1-85	Edmonton	37
Tom Barrasso	Hartford	2-0	11-19-85	Hartford	23
Jacques Cloutier	Philadelphia	1-0	3-27-86	Philadelphia	30
Tom Barrasso	Montreal	0-0	10-15-86	Buffalo	28
Tom Barrasso	Hartford	6-0	4-5-87	Buffalo	14
Tom Barrasso	St. Louis	3-0	2-16-88	St. Louis	25
Tom Barrasso	Boston	3-0	3-6-88	Buffalo	32

Daren Pappa	N.Y. Islanders	3-0	11-12-88	New York	34
Clint Malarchuk	N.Y. Rangers	2-0	3-6-89	New York	32
Daren Pappa	Hartford	5-0	3-10-90	Hartford	31
Clint Malarchuk	Hartford	5-0	10-28-90	Buffalo	29
Daren Pappa	Chicago	5-0	12-28-90	Buffalo	33
Daren Pappa	Winnipeg	2-0	2-10-91	Winnipeg	24
Tom Draper	Chicago	2-0	11-22-91	Buffalo	29

## SHUTOUTS AGAINST THE SABRES

GOALTENDER	OPPONENT	SCORE	DATE	PLACE	SAVES
Ed Giacomin	N.Y. Rangers	3-0	10-14-70	New York	15
Phil Myre	Montreal	3-0	10-15-70	Buffalo	14
Tony Esposito	Chicago	4-0	10-25-70	Buffalo	27
Cesar Maniago	Minnesota	3-0	11-21-70	Minnesota	22
Bruce Gamble	Toronto	4-0	12-13-70	Buffalo	17
Ed Giacomin	N.Y. Rangers	4-0	12-16-70	New York	20
Glenn Hall	St. Louis	9-0	3-13-71	St. Louis	27
Doug Favell	Philadelphia	5-0	12-16-71	Philadelphia	35
Jim Rutherford	Pittsburgh	2-0	2-17-72	Buffalo	23
Ken Dryden	Montreal	4-0	2-20-71	Buffalo	32

## SHUTOUTS AGAINST THE SABRES

GOALTENDER	OPPONENT	SCORE	DATE	PLACE	SAVES
Gary Edwards	California	0-0	11-9-72	Buffalo	28
Rogie Vachon	Los Angeles	2-0	12-23-72	Los Angeles	20
Ed Johnston	Boston	6-0	1-14-73	Boston	20
Jacques Caron	St. Louis	2-0	3-13-73	St. Louis	23
Gilles Meloche	California	2-0	11-18-73	Buffalo	27
Dan Bouchard	Atlanta	3-0	1-9-74	Atlanta	32
Gilles Gilbert	Boston	4-0	3-12-74	Boston	27
Bernie Parent	Philadelphia	6-0	2-1-75	Philadelphia	26
Gary Smith	Vancouver	4-0	11-25-75	Vancouver	35
Glenn Resch	N.Y. Islanders	3-0	12-7-75	Buffalo	22

Ed Giacomin	Detroit	4-0	10-9-76	Detroit	20
Glenn Resch	N.Y. Islanders	3-0	12-4-76	New York	33
Gary Edwards	Cleveland	3-0	1-23-77	Buffalo	27
Mike Veisor	Chicago	2-0	10-16-77	Buffalo	34
Ron Grahame	Boston	2-0	11-23-77	Buffalo	21
Ron Low	Detroit	7-0	3-28-78	Detroit	25
Mike Palmateer	Toronto	2-0	10-18-78	Toronto	21
Mario Lessard	Los Angeles	6-0	10-26-78	Los Angeles	18
Glenn Resch	N.Y. Islanders	2-0	3-31-79	New York	32
Jim Rutherford	Detroit	4-0	10-25-79	Detroit	26

Tony Esposito	Chicago	0-0	10-31-79	Chicago	21
Rick Wamsley	Montreal	9-0	10-10-81	Montreal	22
Murray Bannerman	Chicago	4-0	10-20-82	Chicago	37
Pete Peeters	Boston	4-0	1-20-83	Boston	20
Dan Bouchard	Quebec	0-0	2-5-83	Quebec	22
Brian Hayward	Winnipeg	6-0	3-9-83	Winnipeg	24
Billy Smith	N.Y. Islanders	4-0	11-5-83	New York	25
Andy Moog	Edmonton	7-0	11-18-83	Edmonton	29
Pat Riggin	Boston	4-0	1-4-86	Boston	24
Bob Froese	Philadelphia	4-0	2-12-86	Buffalo	28

Patrick Roy	Montreal	0-0	10-15-86	Buffalo	23
Mike Liut	Hartford	3-0	11-26-86	Hartford	27
Clint Malarchuk	Quebec	7-0	12-13-86	Quebec	28
Don Beaupre	Minnesota	5-0	1-20-87	Minnesota	27
Grant Fuhr	Edmonton	5-0	11-7-87	Edmonton	26
Rejean Lemelin	Boston	9-0	12-22-87	Boston	33
Rejean Lemelin	Boston	2-0	12-31-87	Buffalo	17
Greg Stefan	Detroit	4-0	3-1-88	Detroit	19
Rick Wamsley	Calgary	9-0	11-5-88	Calgary	21
Peter Sidorkiewicz	Hartford	9-0	12-6-88	Hartford	31

Jon Casey	Minnesota	3-0	3-18-89	Minnesota	27
Grant Fuhr	Edmonton	3-0	11-17-89	Edmonton	30
Mark Fitzpatrick	N.Y. Islanders	3-0	12-5-89	New York	32
Patrick Roy	Montreal	1-0	2-3-90	Montreal	30
Glenn Healy	N.Y. Islanders	1-0	2-4-90	Buffalo	39
John Vanbiesbrouck	N.Y. Rangers	5-0	11-26-90	New York	27
Jeff Reese	Toronto	3-0	2-17-91	Buffalo	28
Patrick Roy	Montreal	5-0	11-2-91	Montreal	15
Craig Billington	New Jersey	3-0	12-28-91	New Jersey	26
Darcy Wakaluk	Minnesota	2-0	2-7-92	Buffalo	39

## 1-0 GAMES INVOLVING THE SABRES

DATE	OPPONENT	PLACE	GOAL-SCORER	GOALIE
12/6/70	Minnesota	Buffalo	Anderson	Crozier
1/20/72	Vancouver	Buffalo	Luca	Crozier
1/13/74	St. Louis	Buffalo	Perreault	Dryden
10/19/78	Toronto	Buffalo	Ramsay	Edwards
3/27/86	Philadelphia	Philadelphia	Perreault	Cloutier
2/3/90	Boston	Montreal	Richer	Roy
2/4/90	N.Y. Islanders	Buffalo	King	Healy

## YEARLY WON-LOST RECORDS OF SABRE GOALIES

YEAR	GOALIE	W	L	T	YEAR	GOALIE	W	L	T
1970-71	Roger Crozier	9	20	7		Paul Harrison	2	1	1
	Joe Daley	12	16	8		Bob Sauve	6	1	5
	Dave Dryden	3	3	0	1982-83	Jacques Cloutier	10	7	6
1971-72	Roger Crozier	13	34	14		Phil Myre	3	2	0
	Dave Dryden	3	9	5		Bob Sauve	25	20	7
1972-73	Roger Crozier	23	13	7	1983-84	Tom Barrasso	26	12	3
	Dave Dryden	14	13	7		Bob Sauve	22	13	4
	Rocky Farr	0	1	0	1984-85	Tom Barrasso	25	18	10
1973-74	Gary Bromley	3	5	3		Jacques Cloutier	0	0	1
	Roger Crozier	4	5	0		Bob Sauve	13	10	3
	Dave Dryden	23	20	8	1985-86	Tom Barrasso	29	24	5
	Rocky Farr	2	4	1		Jacques Cloutier	5	9	1
1974-75	Gary Bromley	26	11	11		Daren Pappa	0	2	1
	Roger Crozier	17	2	1	1986-87	Tom Barrasso	17	23	2
	Gerry Desjardins	6	2	1		Jacques Cloutier	11	19	5
	Rocky Farr	0	1	2		Daren Pappa	0	2	1
1975-76	Gary Bromley	0	1	0	1987-88	Tom Barrasso	25	18	8
	Roger Crozier	8	2	5		Jacques Cloutier	4	8	2
	Gerry Desjardins	29	15	11		Daren Pappa	8	6	1
	Al Smith	9	3	2	1988-89	Tom Barrasso	2	7	0
1976-77	Gerry Desjardins	31	12	6		Jacques Cloutier	15	14	0
	Don Edwards	16	7	2		Clint Malarchuk	3	1	1
	Bob Sauve	1	2	0		Daren Pappa	17	10	6
	Al Smith	0	3	0		Darcy Wakaluk	1	3	0
1977-78	Gerry Desjardins	0	1	0	1989-90	Clint Malarchuk	14	11	2
	Don Edwards	38	16	17		Daren Pappa	31	16	6
	Bob Sauve	6	2	0	1990-91	David Littman	0	0	0
1978-79	Don Edwards	26	18	9		Clint Malarchuk	12	14	10
	Randy Ireland	0	0	0		Daren Pappa	15	11	6
	Bob Sauve	10	10	7		Darcy Wakaluk	4	5	3
1979-80	Don Edwards	27	9	12	1991-92	Tom Draper	10	9	5
	Bob Sauve	20	8	4		David Littman	0	1	0
1980-81	Don Edwards	23	10	12		Clint Malarchuk	10	13	3
	Bob Sauve	16	10	9		Daren Pappa	11	14	4
1981-82	Jacques Cloutier	5	1	0					
	Don Edwards	26	23	9					

## Sabre Fact

Pat LaFontaine had a goal against every team in the NHL last season. Rick Martin and Gil Perreault did it in 1971-72, and Martin did it again in 1974-75.

## All-Time OPPOSING GOALIE WINS

NAME	RECORD	OTHER ACTIVE LEADERS	RECORD
Mike Liut .....	22-20-2	Brian Hayward .....	10-13-2
Dan Bouchard .....	18-19-10	Rick Wamsley .....	9-14-2
Bernie Parent .....	17-4-3	Peter Sidorkiewicz .....	8-10-2
Patrick Roy .....	16-11-4	Greg Millen .....	7-21-9
Tony Esposito .....	16-16-8	Clint Malarchuk .....	7-6-4
Pete Peeters .....	16-14-2	Don Beaupre .....	7-9-7
Billy Smith .....	15-22-5	Ron Hextall .....	8-3-0
Ken Dryden .....	13-8-3	Mario Gosselin .....	7-6-1
Rogie Vachon .....	12-17-5	Reggie Lemelin .....	6-12-4
Grant Fuhr .....	12-5-2	Mike Vernon .....	6-4-2
Andy Moog .....	12-14-4	Most Losses .....	22 - Billy Smith & Jim Rutherford

## SABRES' FIRSTS

**First Players on the Ice:** Roger Crozier, Paul Terbenche, Tracy Pratt, Ron Anderson, Hap Myers and Bill Inglis.

**First Goal:** Jim Watson, Oct. 10, 1970, at Pittsburgh at 5:01 of second period.

**First Assist:** Gerry Meehan, Oct. 10, 1970, at Pittsburgh on Jim Watson's goal.

**First Penalty:** Gerry Meehan, Oct. 10, 1970, at Pittsburgh for holding at 7:54 of first period.

**First Goal by Opponent:** Wally Boyer of Pittsburgh, Oct. 10, 1970, at 8:09 of second period.

**First Assist by Opponent:** Duane Rupp of Pittsburgh, Oct. 10, 1970, on Boyer's goal.

**First Penalty by Opponent:** Duane Rupp of Pittsburgh, Oct. 10, 1970, for hooking at 1:41 of first period.

**First Power Play Goal:** Gil Perreault, Oct. 10, 1970, at Pittsburgh at 11:26 of third period.

**First Power Play Goal by Opponent:** Dave Balon of N.Y. Rangers, Oct. 14, 1970 in New York at 15:52 of third period.

**First Short-handed Goal:** Ron Anderson, October 23, 1970 vs. Detroit at 13:40 of the third period.

**First Major Penalty:** Brian McDonald, Oct. 10, 1970, at Pittsburgh for fighting at 8:01 of third period.

**First Major Penalty by Opponent:** Bryan Hextall of Pittsburgh, Oct. 10, 1970 for fighting at 8:01 of third period.

**First Win:** Oct. 10, 1970 (2-1 at Pittsburgh)

**First Tie:** Oct. 18, 1970 (1-1 vs. Pittsburgh)

**First Loss:** Oct. 14, 1970 (3-0 in New York vs. Rangers)

**First Shutout:** Dec. 6, 1970 by Roger Crozier vs. Minnesota (1-0)

**First Shutout by Opponent:** Oct. 14, 1970 by Ed Giacomin at N.Y. Rangers (3-0)

**First Goal at Home:** Oct. 18, 1970 by Gerry Meehan vs. Pittsburgh at 5:48 of the second period.

**First Hat Trick:** Jan. 29, 1971 by Gil Perreault vs. California

**First Hat Trick by Opponent:** Dec. 22, 1970 by Dave Balon of N.Y. Rangers

**First Two Goal Game:** Oct. 27, 1970 by Randy Wyrozub vs. Vancouver

**First Multiple Point Game:** Oct. 10, 1970 by Gerry Meehan vs. Pittsburgh (goal and assist)

### Sabre Fact

The longest scoreless streak in Sabre history started in the team's very first game on October 10, 1970. It lasted until October 17, and was 183:54 in duration.  
The team's longest shutout streak ran from December 23 to 29, 1984, and was 169:48 in duration.

## Sabres' SEASON OPENERS

OPENER	HOME	ROAD
2-1 at Pit. 10-10-70	0-3 vs. Mtl. 10-15-70	2-1 at Pit. 10-10-70
2-1 vs. Pit. 10-10-71	2-1 vs. Pit. 10-10-71	1-4 at StL. 10-12-71
5-3 vs. Atl. 10-8-72	5-3 vs. Atl. 10-8-72	1-1 at Atl. 10-14-72
4-7 at Tor. 10-10-73	3-1 vs. Van. 10-14-73	4-7 at Tor. 10-10-73
9-5 vs. Bos. 10-10-74	9-5 vs. Bos. 10-10-74	1-6 at Phi. 10-12-74
4-0 vs. Det. 10-9-75	4-0 vs. Det. 10-9-75	5-3 at StL. 10-18-75
0-4 at Det. 10-9-76	3-1 vs. Mtl. 10-10-76	0-4 at Det. 10-9-76
3-2 vs. NYI. 10-13-77	3-2 vs. NYI. 10-13-76	5-2 at Tor. 10-15-77
2-2 vs. NYI. 10-12-78	2-2 vs. NYI. 10-12-78	5-2 at Min. 10-14-78
6-3 vs. Wsh. 10-11-79	6-3 vs. Wsh. 10-11-79	5-2 at NYI. 10-13-79
3-4 at Chi. 10-9-80	3-3 vs. Hfd. 10-12-80	3-4 at Chi. 10-9-80
5-3 vs. Wsh. 10-7-81	5-3 vs. Wsh. 10-7-81	0-9 at Mtl. 10-10-81
4-6 vs. Que. 10-6-82	4-6 vs. Que. 10-6-82	4-6 at Que. 10-9-82
5-3 vs. Hfd. 10-5-83	5-3 vs. Hfd. 10-5-83	2-9 at Que. 10-8-83
4-3 vs. Mtl. 10-11-84	4-3 vs. Mtl. 10-11-84	3-4 at Tor. 10-13-84
4-5 vs. Hfd. 10-10-85	4-5 vs. Hfd. 10-10-85	6-2 at Min. 10-12-85
2-3 at Wpg. 10-9-86	2-4 vs. Cgy. 10-12-86	2-3 at Wpg. 10-9-86
2-2 vs. Min. 10-8-87	2-2 vs. Min. 10-8-87	3-6 at Mtl. 10-10-87
3-2 vs. Mtl. 10-6-88	3-2 vs. Mtl. 10-6-88	2-6 at Wsh. 10-8-88
4-3 vs. Que. 10-5-89	4-3 vs. Que. 10-5-89	1-5 at Mtl. 10-7-89
3-3 vs. Mtl. 10-4-90	3-3 vs. Mtl. 10-4-90	5-6 at Mtl. 10-6-90
4-5 vs. Pit. 10-4-91	4-5 vs. Pit. 10-4-91	1-3 at Wsh. 10-5-91

The Sabres are 12-7-3 in opening games (11-3-3 at home and 1-4-0 on the road).  
The club is 13-5-4 in home openers and 6-15-1 in road openers.

## Sabres' RECORD BY YEAR

YEAR	GP	W	L	T	GF	GA	PTS
1970-71	78	24	39	15	217	291	63
1971-72	78	16	43	19	203	289	51
1972-73	78	37	27	14	257	219	88
1973-74	78	32	34	12	242	250	76
1974-75	80	49	16	15	354	240	113
1975-76	80	46	21	13	339	240	105
1976-77	80	48	24	8	301	220	104
1977-78	80	44	19	17	288	215	105
1978-79	80	36	28	16	280	263	88
1979-80	80	47	17	16	318	201	110
1980-81	80	39	20	21	327	250	99
1981-82	80	39	26	15	307	273	93
1982-83	80	38	29	13	318	285	89
1983-84	80	48	25	7	315	257	103
1984-85	80	38	28	14	290	237	90
1985-86	80	37	37	6	296	291	80
1986-87	80	28	44	8	280	308	64
1987-88	80	37	32	11	283	305	85
1988-89	80	38	35	7	291	299	83
1989-90	80	45	27	8	286	248	98
1990-91	80	31	30	19	292	278	81
1991-92	80	31	37	12	289	299	74
<b>TOTALS</b>	<b>1752</b>	<b>828</b>	<b>638</b>	<b>286</b>	<b>6373</b>	<b>5758</b>	<b>1942</b>

**Sabres'**  
**ALL-TIME HOME AND AWAY RECORDS**

YEAR	HOME							AWAY						
	GP	W	L	T	GF	GA	PTS	GP	W	L	T	GF	GA	PTS
1970-71	39	16	13	10	119	123	42	39	8	26	5	98	168	21
1971-72	39	11	19	9	110	127	31	39	5	24	10	93	162	20
1972-73	39	30	6	3	162	80	63	39	7	21	11	95	139	25
1973-74	39	23	10	6	142	99	52	39	9	24	6	100	151	24
1974-75	40	28	6	6	199	113	62	40	21	10	9	155	127	51
1975-76	40	28	7	5	197	106	61	40	18	14	8	142	134	44
1976-77	40	27	8	5	165	101	59	40	21	16	3	136	119	45
1977-78	40	25	7	8	142	86	58	40	19	12	9	146	129	47
1978-79	40	19	13	8	150	130	46	40	17	15	8	130	133	42
1979-80	40	27	5	8	180	95	62	40	20	12	8	138	106	48
1980-81	40	21	7	12	177	111	54	40	18	13	9	150	139	45
1981-82	40	23	8	9	179	128	55	40	16	18	6	128	145	38
1982-83	40	25	7	8	189	124	58	40	13	22	5	129	161	31
1983-84	40	25	9	6	168	119	56	40	23	16	1	147	138	47
1984-85	40	23	10	7	164	116	53	40	15	18	7	126	121	37
1985-86	40	23	16	1	169	147	47	40	14	21	5	127	144	33
1986-87	40	18	18	4	153	144	40	40	10	26	4	127	164	24
1987-88	40	19	14	7	144	138	45	40	18	18	4	139	167	40
1988-89	40	25	12	3	167	141	53	40	13	23	4	124	158	30
1989-90	40	27	11	2	160	121	56	40	18	16	6	126	127	42
1990-91	40	15	13	12	157	129	42	40	16	17	7	135	149	39
1991-92	40	22	13	5	158	133	49	40	9	24	7	131	166	25
<b>TOTALS</b>	<b>876</b>	<b>500</b>	<b>232</b>	<b>144</b>	<b>3551</b>	<b>2611</b>	<b>1144</b>	<b>876</b>	<b>328</b>	<b>406</b>	<b>142</b>	<b>2822</b>	<b>3147</b>	<b>798</b>

**All-Time**  
**POWER PLAY AND PENALTY-KILLING**  
**STATISTICS**

YEAR	PPA	PPG	PCT.	SHS	PPGA	PCT. SHGF	SHGA	
1970-71	298	56	18.8	302	56	81.5	5	12
1971-72	308	57	18.5	281	56	80.1	1	7
1972-73	270	52	19.2	241	35	85.5	5	5
1973-74	256	48	18.5	237	42	82.3	5	12
1974-75	303	83	27.4	326	56	82.8	17	5
1975-76	287	73	25.4	304	51	83.2	6	8
1976-77	262	60	22.9	274	38	86.1	6	7
1977-78	234	52	22.2	218	31	85.8	7	3
1978-79	267	55	20.6	258	55	78.7	9	4
1979-80	275	67	24.4	252	43	82.9	2	4
1980-81	310	73	23.5	268	44	83.6	9	10
1981-82	301	63	20.9	281	57	79.9	4	10
1982-83	311	67	21.5	274	48	82.5	12	9
1983-84	329	71	21.6	277	50	81.9	11	14
1984-85	322	76	23.6	295	52	82.4	9	5
1985-86	351	72	20.5	342	66	80.7	12	14
1986-87	364	68	18.7	355	86	75.8	5	9
1987-88	464	80	17.2	439	95	78.1	8	13
1988-89	380	78	20.5	410	86	79.0	7	12
1989-90	358	79	22.1	351	58	83.5	7	7
1990-91	400	73	18.3	367	62	83.1	15	8
1991-92	466	105	22.5	424	91	78.5	8	11


PPA - Power Play Attempts  
SHS - Short-handed Situations  
SHGF - Short-handed Goals For

PPG - Power Play Goals  
PPGA - Power Play Goals Against  
SHGA - Short-handed Goals Against

**Sabres'**  
**ALL-TIME ANNOUNCED ATTENDANCE**

YEAR	REGULAR SEASON			PLAYOFFS		
	GP	ATTENDANCE	AVERAGE	GP	ATTENDANCE	AVERAGE
1970-71	39	379,121	9,721	0	0	0
1971-72	39	597,622	15,324	0	0	0
1972-73	39	609,570	15,632	3	47,004	15,668
1973-74	39	611,052	15,668	0	0	0
1974-75	40	626,720	15,668	9	142,767	15,863
1975-76	40	657,320	16,433	5	82,165	16,433
1976-77	40	657,320	16,433	3	49,299	16,433
1977-78	40	657,320	16,433	4	65,732	16,433
1978-79	40	657,320	16,433	2	32,866	16,433
1979-80	40	657,320	16,433	7	115,031	16,433
1980-81	40	656,307	16,408	5	70,386	14,077
1981-82	40	619,400	15,585	2	30,043	15,022
1982-83	40	515,766	12,894	4	65,732	16,433
1983-84	40	566,562	14,164	2	32,866	16,433
1984-85	40	613,441	15,336	2	30,828	15,414
1985-86	40	587,635	14,691	0	0	0
1986-87	40	527,241	13,181	0	0	0
1987-88	40	571,088	14,277	3	49,299	16,433
1988-89	40	572,648	14,316	2	32,866	16,433
1989-90	40	634,692	15,867	3	49,076	16,359
1990-91	40	626,171	15,654	3	45,010	15,003
1991-92	40	615,668	15,392	3	44,069	14,690

Longest sellout streak including playoffs: 359 (October 15, 1972 to November 12, 1980)





**Sabres'**  
**MAJOR TRANSACTIONS - 1970-92**

DATE	TRANSACTION
6-9-70	Selected Kevin O'Shea, Cliff Schmautz, Brian McDonald and Bill Inglis in the Inter-League Draft.
6-9-70	Claimed Joe Daley on waivers from Pittsburgh.
6-10-70	Selected Tom Webster, Al Hamilton, Don Marshall, Tracy Pratt, Jim Watson, Francois Lacombe, Phil Goyette, Reg Fleming, Mike McMahon, Skip Krake, Jean-Guy Lagace, Craig Cameron, Chris Evans, Doug Barrie, Gerry Meehan, Paul Terbenche, Brian Perry, Howie Menard, Rocky Farr and Gary Edwards in the NHL Expansion Draft.
6-10-70	Traded Tom Webster to Detroit for Roger Crozier.
6-10-70	Purchased Ted Hodgson from the N.Y. Rangers.
9-2-70	Purchased Floyd Smith and Brent Imlach from Toronto.
10-2-70	Traded Craig Cameron to St. Louis for Ron Anderson.
10-9-70	Purchased Dave Dryden from Pittsburgh.
10-19-70	Purchased Bill Sutherland from Philadelphia.
10-19-70	Traded Bill Sutherland to St. Louis for future considerations.
11-2-70	Claimed Steve Atkinson on waivers from Boston.
11-2-70	Claimed Paul Andrea on waivers from California.
11-3-70	Claimed Bob Baun on waivers from Detroit.
11-4-70	Traded Bob Baun to St. Louis for Jean-Guy Talbot and Larry Keenan.
11-25-70	Traded Mike McMahon to Los Angeles for Eddie Shack and Dick Duff.
12-28-70	Lost Cliff Schmautz on waivers to Philadelphia.
1-24-71	Traded Jean-Guy Legace to Pittsburgh for Terry Ball.
5-25-71	Traded Joe Daley to Detroit for Don Luce and Mike Robitaille.
6-6-71	Selected Danny Lawson from Minnesota, Rod Zaine from Pittsburgh, Rene Robert and Ken Murray from Toronto, Ray McKay from Chicago, Tom Miller from Detroit and Hugh Harris from Montreal and lost Don Marshall to Toronto, Gary Edwards to Los Angeles and Rene Robert to Pittsburgh in Intra-League Draft.
11-16-71	Traded Larry Keenan to Philadelphia for Larry Mickey.
12-16-71	Traded Doug Barrie and Mike Keeler to Los Angeles for Mike Byers and Larry Hillman.
1-14-72	Traded a second round draft choice in 1972 (Larry Sacharuk) to the New York Rangers for Jim Lorentz.
3-3-72	Lost Kevin O'Shea on waivers to St. Louis.
3-4-72	Traded Eddie Shack to Pittsburgh for Rene Robert.
3-5-72	Traded Chris Evans to St. Louis for George Morrison and a second round draft choice in 1972 (Larry Carriere).

DATE	TRANSACTION
3-5-72	Sold Phil Goyette to the N.Y. Rangers.
6-5-72	Acquired Tim Horton from Pittsburgh in Intra-League Draft.
6-6-72	Lost Tom Miller and Ken Murray to the N.Y. Islanders and Rod Zaine to Atlanta in the Expansion Draft.
6-18-72	Purchased Rod Busniuk from Montreal.
2-14-73	Traded Butch Deadmarsh to Atlanta for Norm Gratton.
6-12-73	Lost Ray McKay to California and acquired Joe Noris from St. Louis in the Intra-League Draft.
6-14-73	Traded Jake Rathwell to St. Louis for Paul Curtis.
12-27-73	Traded Tracy Pratt and John Gould to Vancouver for Jerry Korab.
1-21-74	Traded Paul Curtis to the N.Y. Rangers for Real Lemieux.
3-10-74	Traded Doug Rombough to the N.Y. Islanders for Brian Spencer.
6-10-74	Lost Ron Busniuk to Detroit in Intra-League Draft.
6-12-74	Lost Paul Terbenche to Kansas City and Steve Atkinson and Randy Wyzrob to Washington in the Expansion Draft.
10-14-74	Traded Gerry Meehan and Mike Robitaille to Vancouver for Jocelyn Guevremont and Bryan McSheffrey.
1-27-75	Traded Norm Gratton and a third round draft choice in 1976 (Ron Zanussi) to Minnesota for Fred Stanfield.
3-3-75	Traded the rights to Garry Lariviere to the N.Y. Islanders for the rights to Gerry Desjardins.
10-1-75	Sold Rocky Farr to Kansas City.
10-1-75	Traded Larry Carriere, a first round draft choice in 1976 (Greg Carroll) and cash to Atlanta for Jacques Richard.
6-11-76	Traded the rights to free agent Peter McNab to Boston for the rights to free agent Andre Savard.
3-3-77	Sold Roger Crozier to Washington.
9-20-77	Traded Brian Spencer to Pittsburgh for Ron Schock.
2-6-79	Traded Gary McAdam to Pittsburgh for Dave Schultz.
3-12-79	Traded Jocelyn Guevremont to the N.Y. Rangers for a third round draft choice in 1979 (Jacques Cloutier) and a third round draft choice in 1980 (Sean McKenna).
6-13-79	Lost Lee Fogolin and Ron Areshenkoff to Edmonton, Terry Martin to Quebec and Dave Given to Hartford in the Expansion Draft.
10-5-79	Traded Rene Robert to Colorado for John Van Boxmeer.
11-13-79	Traded Alex Tidey to Edmonton for John Gould.
3-10-80	Traded Jerry Korab to Los Angeles for a first round draft choice in 1982 (Phil Housley).
10-30-80	Traded Bill Stewart to St. Louis for Bob Hess and a fourth round draft choice in 1981 (Anders Wickenberg).
1-12-81	Lost Rick Dudley on waivers to Winnipeg.
3-10-81	Traded Rick Martin to Los Angeles for a third round draft choice in 1981

**Sabres'**  
**MAJOR TRANSACTIONS - 1970-92**

DATE	TRANSACTION
	(Colin Chisholm) and a first round draft choice in 1983 (Tom Barrasso).
3-10-81	Traded Don Luce to Los Angeles for a sixth round draft choice in 1982 (Jeff Parker) and cash.
10-5-81	Acquired Yvon Lambert from Montreal and lost Rob McClanahan to Hartford in Waiver Draft.
12-2-81	Traded Jim Schoenfeld, Danny Gare and Derek Smith to Detroit for Mike Foligno, Dale McCourt and Brent Peterson.
12-2-81	Traded Bob Sauve to Detroit for a conditional first round draft choice (Sauve was returned to the Sabres after the 1981-82 season).
2-8-82	Acquired Paul Harrison on waivers from Pittsburgh.
6-9-82	Traded Alan Haworth and a third round draft choice in 1982 (Milan Novy) to Washington for a second round draft choice (Mike Anderson) and a fourth round draft choice (Timo Jutila) in 1982.
6-9-82	Traded Don Edwards, Richie Dunn, a second round draft choice in 1982 (Rich Kromm) and a first round draft choice in 1983 (Dan Quinn) to Calgary for a first round draft choice (Paul Cyr) and second round draft choice (Jens Johansson) in 1982 and a first round draft choice (Norm Lacombe) and a second round draft choice in 1983 (John Tucker).
6-9-82	Traded a 12th round draft choice in 1982 (Marco Callas) to Washington for a 12th round draft choice in 1983 (Kermit Salfi).
6-6-83	Traded Tony McKegney, Andre Savard, J.F. Sauve and a third round draft choice in 1983 (Ilvo Jarvi) to Quebec for Real Cloutier and a first round draft choice in 1983 (Adam Creighton).
10-3-83	Lost John Van Boxmeer to Quebec in the Waiver Draft.
12-6-84	Traded Steve Patrick and Jim Wiemer to the N.Y. Rangers for Dave Maloney and Chris Renaud.
9-9-85	Purchased Don Lever from New Jersey.
10-4-85	Traded Randy Cunneynworth and Mike Moller to Pittsburgh for Pat Hughes.
10-7-85	Lost Brent Peterson to Vancouver in the Waiver Draft.
10-15-85	Traded Bob Sauve to Chicago for a third round draft choice in 1985 (Kevin Kerr).
1-30-86	Traded Larry Playfair, Sean McKenna and Ken Baumgartner to Los Angeles for Brian Engblom and Doug Smith.
3-11-86	Traded a 12th round draft choice in 1986 (Doug Kirton) to New Jersey for Phil Hussell.
4-22-86	Traded a third round draft choice in 1987 (Ross Wilson) to Los Angeles for an eighth round draft choice in 1987 (Tim Roberts) and future considerations.
6-21-86	Traded Gilles Hamel to Winnipeg for Scott Arniel.

DATE	TRANSACTION
10-3-86	Traded Brian Engblom to Calgary for Jim Korn.
10-6-86	Acquired Clark Gillies from the N.Y. Islanders and Will Paiment from the N.Y. Rangers while losing Pat Hughes to St. Louis and Mal Davis to Los Angeles in the Waiver Draft.
10-7-86	Traded Ric Seiling to Detroit for future considerations.
11-19-86	Traded a second round draft choice in 1988 (Martin St. Amour) to Montreal for Tom Kurvers.
3-6-87	Traded Norm Lacombe, the professional rights to Wayne Van Dorp and a fourth round draft choice in 1987 (Peter Eriksson) to Edmonton for Mark Napier, Lee Fogolin and a fourth round draft choice in 1987 (John Bradley).
5-22-87	Traded Jim Korn to New Jersey for Jan Ludvig.
6-13-87	Traded Tom Kurvers to New Jersey for a third round draft choice in 1987 (Andrew MacVicar) and a 10th round draft choice in 1989 (Mark Astley).
10-5-87	Acquired Ed Hospodar from Philadelphia and Kevin Maguire from Toronto and lost Dave Fenyves to Philadelphia in the Waiver Draft.
10-13-87	Traded Andy Ristau to Minnesota for a sixth round draft choice in 1988 (David Di Vita).
12-31-87	Traded Paul Cyr and a 10th round draft choice in 1988 (Eric Fenton) to the N.Y. Rangers for Mike Donnelly and a fifth round draft choice in 1988 (Alexander Mogilny).
2-11-88	Traded Steve Dykstra and a seventh round draft choice in 1989 (Davis Payne) to Edmonton for Scott Metcalfe and a ninth round draft choice in 1989 (Donald Audette).
10-3-88	Acquired Steve Smith from Calgary and lost Doug Smith to Edmonton and Jim Hoffer to Los Angeles in the Waiver Draft.
10-3-88	Acquired Wayne Van Dorp from Pittsburgh for a seventh round draft choice in 1990 (Pat Neaton).
10-21-88	Traded Bob Logan and a ninth round draft choice in 1989 (Jim Giacini) to Los Angeles for Larry Playfair.
11-12-88	Traded Tom Barrasso and a third round draft choice in 1990 (Joe Dziedzic) to Pittsburgh for Doug Bodger and Darrin Shannon.
12-26-88	Traded Adam Creighton and future considerations to Chicago for Rick Vaive and future considerations.
2-16-89	Traded Wayne Van Dorp to Chicago for a seventh round draft choice in 1990 (Viktor Gordijuk).
3-6-89	Traded Calle Johansson and a second round draft choice in 1989 (Byron Dafoe) to Washington for Clint Malarchuk, Grant Ledyard and a sixth round draft choice in 1991 (Brian Holzinger).
3-7-89	Traded Lindy Ruff to the N.Y. Rangers for a fifth round draft choice in 1990 (Richard Smehlik).

## Sabres' MAJOR TRANSACTIONS - 1970-92

DATE	TRANSACTION
6-1-89	.....Traded Mark Ferner to Washington for Scott McCrory.
6-17-89	.....Traded Joe Reekie to the N.Y. Islanders for a sixth round draft choice in 1989 (Bill Pyye).
9-29-89	.....Traded Jacques Cloutier and a sixth round draft choice in 1990 (Derek Edgerly) to Chicago for Steve Ludzik and a fifth round draft choice in 1990 (Todd Bojcan).
10-2-89	.....Lost Mikael Andersson to Hartford in the Waiver Draft.
10-4-89	.....Traded a fourth round draft choice in 1991 (Keith Redmond) to Los Angeles for Dean Kennedy.
11-24-89	.....Traded Bob Halkidis and future considerations to Los Angeles for Dale DeGray and future considerations.
1-5-90	.....Traded John Tucker to Washington for future considerations.
3-5-90	.....Traded Kevin Maguire and a second round draft choice in 1990 (Mikael Renberg) to Philadelphia for Jay Wells and a fourth round draft choice in 1991 (Peter Ambróziak).
6-16-90	.....Traded Phil Housley, Scott Arniel, Jeff Parker and a first round draft choice in 1990 (Keith Tkachuk) to Winnipeg for Dale Hawerchuk and a first round draft choice in 1990 (Brad May).
7-3-90	.....Purchased John Tucker from the Washington Capitals.
7-9-90	.....Traded Ray Sheppard to the N.Y. Rangers for cash and future considerations.
9-30-90	.....Traded Mike Donnelly to Los Angeles for Mikko Makela. Traded Shawn Anderson to Washington for Bill Houlder.
12-17-90	.....Traded Mike Foligno and an eighth round draft choice in 1991 (Thomas Kucharcik) to Toronto for Lou Franceschetti and Brian Curran.

## All-Time UNIFORM NUMBERS

1	David Littman, Jacques Cloutier, Don Edwards, Roger Crozier.
2	Tim Horton, Jim Watson.
3	Grant Ledyard, Calle Johansson, Jim Hofferd, Richie Dunn, Hannu Virta, Bill Stewart, Paul McIntosh, Jocelyn Guevremont, Mike Robitaille, Paul Terbenche, Tracy Pratt.
4	Uwe Krupp, Steve Dykstra, Jim Korn, Jerry Korab, Timo Jutila, Mark Renaud, John Van Boxmeer, Tracy Pratt, Mike McMahon.
5	Mike Ramsey, John Van Boxmeer, Lee Fogolin, Larry Carriere, Larry Hillman, Doug Barrie.
6	Phil Housley, Ron Fischer, Jim Schoenfeld, Al Hamilton.
7	Petr Svoboda, Kevin Haller, John Tucker, Mike Donnelly, Dale McCourt, Randy Cunneyworth, Rick Martin, Rene Robert, Cliff Schmutz.

DATE	TRANSACTION
1-21-91	.....Traded John Tucker to the N.Y. Islanders for future considerations.
3-5-91	.....Traded the rights to Ken Priestlay to Pittsburgh for Tony Tanti. Acquired Steve Weeks from Vancouver for future considerations.
5-26-91	.....Traded Darcy Wakaluk to Minnesota for an eighth round draft choice in 1991 (Jiri Kuntos).
5-30-91	.....Lost Greg Paslawski to San Jose in the expansion draft.
6-22-91	.....Acquired Tom Draper from Winnipeg for future considerations.
10-11-91	.....Traded Darrin Shannon, Dean Kennedy and Mike Hartman to Winnipeg for Dave McLwain, Gord Donnelly and future considerations.
10-24-91	.....Acquired Colin Patterson from Calgary for future considerations.
10-25-91	.....Traded Pierre Turgeon, Uwe Krupp, Dave McLwain and Benoit Hogue to the N.Y. Islanders for Pat LaFontaine, Randy Wood and Randy Hillier.
3-9-92	.....Traded Dave Snuggerud to San Jose for Wayne Presley. Traded Jay Wells to the N.Y. Rangers for Randy Moller.
3-10-92	.....Traded Kevin Haller to Montreal for Petr Svoboda. Acquired Dave Hannan from Toronto for a sixth round draft choice in 1992.
6-15-92	.....Traded Christian Ruutu and future considerations to Winnipeg for Stephane Beauregard.
6-18-92	.....Lost Darcy Loewen and Brad Miller to Ottawa in the expansion draft.
8-7-92	.....Traded Stephane Beauregard and future considerations to Chicago for Dominik Hasek.

8	Doug Bodger, Jim Jackson, Paul Cyr, Richard Hajdu, Don Lever, Dave Fenyves, Bob Mongrain, Rea! Cloutier, Tony McKegney, Jim Lorentz, Rick Martin, Dick Duff, Butch Deadmarsh, Bill Inglis.
9	Greg Brown, Scott Arniel, Gilles Hamel, Mike Moller, J.F. Sauve, Rick Dudley, Jacques Richard, Norm Graitton, Rick Martin, Butch Deadmarsh, Danny Lawson, Reggie Fleming.
10	Dale Hawerchuk, Craig Ramsay, Phil Goyette.
11	Gil Perreault.
12	Peter Ciavaglia, Greg Paslawski, Scott Metcalfe, Rick Vaive, Ken Priestlay, Jody Gage, Sean McKenna, Andre Savard, Gary McAdam, Larry Mickey, Mike Byers, Skip Krake.
13	Jim Schoenfeld.

## All-Time UNIFORM NUMBERS

14	Dave Hannan, Jody Gage, Steve Ludzik, Mikael Andersson, Mike Moller, Alan Haworth, Rene Robert, Norm Graitton, Don Luce, Rod Zaine, Randy Wyrozub.	Smith, Randy Wyrozub, Larry Keenan.	
15	Randy Wood, Lou Franceschetti, Kevin Haller, Doug Smith, Chris Langevin, Adam Creighton, Geordie Robertson, Yvon Lambert, Rob McClanahan, Mike Boland, Gary McAdam, Michel Deziel, Bryan McSheffrey, Gerry Meehan.	27	Brad May, Larry Playfair, Joe Reekie, Wilf Paiement, Joe Kowal, Tim Regan.
16	Pat LaFontaine, Darrin Shannon, Mike Donnelly, Paul Brydges, Ric Seiling, Derek Smith, Peter McNab, Rea! Lemieux, Randy Wyrozub, Ron Anderson, Butch Deadmarsh.	28	Donald Audette, Dale DeGray, Mark Ferner, Jeff Parker, Tom Kurvers, Brian Engblom, Richard Hajdu, Paul Gardner, Bob Sauve, Ron Fischer, Jim Walsh, Gary Bromley, Rocky Farr, Dave Dryden, Terry Ball.
17	Colin Patterson, Mike Foligno, Gilles Hamel, John Gould, Rick Dudley, Derek Smith, Fred Stanfield, Bob Richer, Floyd Smith.	29	Bob Corkum, Jeff Parker, Richie Dunn, Mark Ferner, Jeff Parker, Mal Davis, Dave Andreychuk, Jacques Cloutier, Val James, Mike Moller, Don Edwards, Gary Bromley.
18	Wayne Presley, Dave Snuggerud, Bob Halkidis, Paul Cyr, Gilles Hamel, Darny Gare, Paul Terbenche, Kevin O'Shea.	30	Clint Malarchuk, Tom Barrasso, Paul Harrison, Jari Paavola, Val James, Randy Ireland, Gerry Desjardins, Rocky Farr, Dave Dryden, Joe Daley.
19	Tony Tanti, Bob Corkum, Kevin Maguire, Doug Trapp, Bob Halkidis, Jim Wiemer, Sean McKenna, Jeff Eatough, Randy Cunneyworth, Derek Smith, Alex Tidey, Morris Titanic, Fred Stanfield, Steve Atkinson, Francois Lacombe, Brian Perry.	31	Daren Puppa, Joe Reekie, Dave Fenyves, Jim Weaver, Al Smith.
20	Dave McLwain, Mike Hartman, Don Lever, Brent Peterson, Kai Suikkanen, Don Luce, Dick Duff, Brian McDonald.	32	Rob Ray, Scott Metcalfe, Don McSween, Norm Lacombe, Bob Mongrain, Gary McAdam, Wayne Ramsey.
21	Christian Ruutu, Richie Dunn, Claude Verret, J.F. Sauve, Dave Schuitz, Ron Schock, Brian Spencer, Ron Busniuk, John Gould, Hugh Harris, Terry Ball, Larry Mickey, Larry Keenan, Paul Andrea, Jean-Guy Lagace.	33	Benoit Hogue, Jody Gage, Lee Fogolin, Jim Hofford, Phil Myre.
22	Rick Vaive, Lindy Ruff, Jocelyn Guevremont, Peter McNab, Doug Rombough, Ray McKay, Rod Zaine, Don Marshall.	34	Gord Donnelly, David Littman, Lou Franceschetti, Darren Elliot, Scott Metcalfe, Kenton Rein, Jim Korn, Adam Creighton.
23	Randy Hillier, Jiri Sejba, Ray Sheppard, Gates Orlando, Kai Suikkanen, Ron Fischer, Hannu Virta, Sean McKenna, Bob Hess, Randy Cunneyworth, Mike Ramsey, Ken Breitenbach, Larry Carriere, Joe Norris, Eddie Shack, John Gould, Rene Robert, Paul Terbenche.	35	Tom Draper, Darcy Wakaluk, Daren Puppa, Mike Craig.
24	Randy Moller, Jay Wells, Mike Donnelly, Steve Smith, Ed Hospodar, Bill Hajt, Gary Bromley, Peter McNab, Randy Wyrozub, John Gould, Ron Buzniuk, Chris Evans, Ray McKay, Jean-Guy Talbot, Butch Deadmarsh.	36	Darcy Loewen, Jan Ludvig.
25	Dave Andreychuk, Mal Davis, Jere Gillis, Bob Mongrain, Terry Martin, Craig Ramsay, Hap Myers, Brian Perry.	37	Lou Franceschetti, Bill Houlder, Shawn Anderson.
26	Keith Carney, Dean Kennedy, Darrin Shannon, Richie Dunn, Bob Logan, Phil Russell, Pat Hughes, Dave Maloney, Steve Patrick, Val James, Ken Breitenbach, Alex Tidey, Derek	38	Joel Savage, Adam Creighton.
		39	Brian Curran, Don McSween, Trent Kaese, Clark Gillies.
		40	Mitch Molloy, Larry Playfair, Uwe Krupp.
		41	Ken Sulton, Brian Curran.
		42	Mikko Makela, Bob Corkum, Brad Miller, Steve Dykstra.
		43	Francois Guay.
		44	Brad Miller, Jerry Korab.
		45	Donald Audette
		47	Bill Houlder
		55	Reed Larson, Joe Reekie.
		56	Ken Priestlay.
		65	Mark Napier.
		77	Pierre Turgeon.
		89	Alexander Mogilny.
		90	Clark Gillies.

## Sabre Fact

The Sabres led the NHL in power play percentage and penalty minutes during the 1991-92 season. The club's 105 power play goals is the sixth-highest total in league history.

## NHL DIRECTORY

### **Boston Bruins**

Boston Garden  
150 Causeway St.  
Boston, Mass. 02114  
(617) 227-3206

### **Calgary Flames**

The Olympic Saddledome  
P.O. Box 1540 - Station M  
Calgary, Alta. T2P 3B9  
(403) 261-0475

### **Chicago Blackhawks**

Chicago Stadium  
1800 W. Madison St.  
Chicago, Ill. 60612  
(312) 733-5300

### **Detroit Red Wings**

Joe Louis Sports Arena  
600 Civic Center Dr.  
Detroit, Mich. 48226  
(313) 567-7333

### **Edmonton Oilers**

Northlands Coliseum  
7424 - 118 Ave.  
Edmonton, Alta. T5B 4M9  
(403) 474-8561

### **Hartford Whalers**

Hartford Civic Center Coliseum  
242 Trumbull St.  
Hartford, Conn. 06103  
(203) 728-3366

### **Los Angeles Kings**

The Forum  
3900 W. Manchester Blvd.  
Inglewood, Calif. 90306  
(310) 419-3100

### **Minnesota North Stars**

Metropolitan Sports Center  
7901 Cedar Avenue South  
Bloomington, Minn. 55420  
(612) 853-9333

### **Montreal Canadiens**

Montreal Forum  
2313 St. Catherine St.  
Montreal, Que. H3H 1N2  
(514) 932-2582

### **New Jersey Devils**

Byrne Meadowlands Arena  
P.O. Box 504  
East Rutherford, N.J. 07073  
(201) 935-6050

### **New York Islanders**

Nassau Coliseum  
Uniondale, NY 11553  
(516) 794-4100

### **New York Rangers**

Madison Square Garden  
4 Pennsylvania Plaza  
New York, NY 10001  
(212) 465-6000

### **Ottawa Senators**

411-301 Moodie Drive  
Neapean, Ontario K2H 9C4  
(613) 726-0640

### **Philadelphia Flyers**

The Spectrum  
Pattison Place  
Philadelphia, PA 19148  
(215) 465-4500

### **Pittsburgh Penguins**

Civic Arena  
Pittsburgh, PA 15219  
(412) 642-1800

### **Quebec Nordiques**

Quebec Coliseum  
2205 Ave. du Colisee  
Quebec, Quebec G1L 4W7  
(418) 529-8441

### **St. Louis Blues**

St. Louis Arena  
5700 Oakland Ave.  
St. Louis, MO 63110  
(314) 781-5300

### **San Jose Sharks**

Cow Palace  
Suite 600  
10 Almaden Blvd.  
San Jose, CA 95113  
(408) 287-4275

### **Tampa Bay Lightning**

Suite 175  
1 Mack Center  
501 East Kennedy Blvd.  
Tampa, Florida 33602  
(813) 229-2658

### **Toronto Maple Leafs**

Maple Leaf Gardens  
60 Carlton St.  
Toronto, Ontario M5B 1L1  
(416) 977-1641

### **Vancouver Canucks**

Pacific Coliseum  
100 North Renfrew St.  
Vancouver, B.C. V5K 3N7  
(604) 254-5141

### **Washington Capitals**

Capital Centre  
Landover, MD 20785  
(301) 386-7000

### **Winnipeg Jets**

Winnipeg Arena  
15 - 1430 Maroons Road  
Winnipeg, Manitoba R3G 0L5  
(204) 772-9491

### **NHL - Montreal**

1155 Metcalfe St. - Suite 960  
Montreal, Quebec H3B 2W2  
(514) 871-9220

### **NHL - New York**

500 Fifth Ave. - 34th Floor  
New York, NY 10110  
(212) 398-1100

## NHL NOTES OF INTEREST

### **SEASON AHEAD:**

The 1992-93 season will be the 76th in the history of the National Hockey League. It marks the Sabres' 23rd. The league will also recognize the 100th Anniversary of the Stanley Cup this year.

### **ENTRY DRAFT:**

The 1993 Entry Draft will be held in Quebec City on June 26th during the Annual Congress which will run from June 23-28.

### **GOALS-AGAINST AVERAGE:**

To calculate for a player or team, divide goals against by minutes played and multiply by 60.

### **GOALS-FOR AVERAGE:**

To calculate for a goalie, divide goals scored by his team while he played by minutes played and multiply by 60.

### **PLUS-MINUS RATING:**

A player receives a "plus-one" when he is on the ice for an even-strength or short-handed goal by his team. He receives a "minus-one" when he is on the ice for an even-strength or short-handed goal by the other team. The overall season rating is determined by totaling all of the pluses and minuses for the season.

### **POWER PLAY RANKINGS:**

When a team scores during a five minute power play situation, it is considered that a new situation is about to begin. Therefore, if a team scores one power play goal in five minutes it is considered one for two in the official league rankings. If it scores two goals in that time, it is considered two for three. If the team scores exactly five minutes after the penalty is called, it is one for one. If a team has a two man advantage of any kind, it is considered to be two separate power-play opportunities for statistical purposes.

### **ROOKIE:**

In order to be considered a rookie, a player must not have played in 25 or more NHL games in any preceding season, nor in six or more NHL games in each of any two preceding seasons.

### **SCHEDULE:**

With the addition this season of the expansion Ottawa Senators (to the Adams Division) and the Tampa Bay Lightning (to the Norris Division), each division now consists of six teams. All of the 24 teams will play 84 games this season, 41 at home, 41 on the road, and two at neutral sites.

### **SHOTS AGAINST AVERAGE:**

To calculate for a player or team, divide shots against by minutes played and multiply by 60.

### **TIE-BREAKERS IN THE STANDINGS:**

According to the NHL, the following is the official method of determining which team is higher in the standings if two or more clubs have the same number of points:

1. Overall wins.
2. Points in head-to-head competition.
3. Overall goals scored minus overall goals allowed.
4. Special emergency meeting or conference call of general managers.

There is no provision for a coin flip. The same procedure is used for determining the order of the Entry Draft.

### **TRADING DEADLINE:**

March 20, 1993. The date also marks the last day for loans and recalls from minor league teams except in emergency (usually injury-related) situations.

### **WAIVER DRAFT:**

October 4, 1992 at 2:00 p.m. EST.

## MEDIA INFORMATION

Requests for information should be directed to the Sabres' Public Relations Department, Buffalo Sabres, Memorial Auditorium, 140 Main St., Buffalo, NY 14202. The phone number is (716) 856-7300, ext. 222.

Season passes are available only to those media members who report on the team on a regular basis. Those who need media credentials for an individual game should contact Steve Rossi or Bruce Wawrzyniak by 5 p.m. the day before a game, and by 5 p.m. on Friday before a Sunday game. Press box seats will be filled on a space-available basis.

The media entrance to Memorial Auditorium during Sabres' games is located on the Pearl Street side of the building at street level. Pearl St. runs along the west side of the Aud. There is no media parking area.

All requests for pre-game (such as live shots for newscasts at the dinner hour) and intermission interviews must be given to Steve Rossi by the pre-game skate that morning.

Press credentials can be picked up before 5 p.m. on game days from the public relations department. After the start of the game, credentials will be held at the main office for late-arriving media members.

The Sabres' press lounge opens two hours before game time. Beginning this season, it is now located at the northeast end of the Auditorium between the second and third level (near the city office, which is Suite B, and the Buffalo Blizzard office - previously the Sabres' marketing department). Use Terrace St. lobby/Main St. side staircase (opposite elevators).

To reach the press box, take escalators on the west side of the building to the fifth and highest level, or take Terrace St. lobby elevator to "Suite Level." The entrance ramp is about 25 feet beyond and a few steps below the end of the escalator. Credentials should be displayed for admission to the press box, press lounge and dressing room areas.

Smoking is prohibited in both the press lounge and the press box. There are designated smoking areas throughout the auditorium.

A limited amount of credit card phones are available for use, as well as one pay phone.

Most practices will be held at Sabreland, the Sabres' practice facility on Niagara Falls Boulevard in Wheatfield. Practices are open to the media, and reporters should contact the public relations department to verify times or receive directions to the Facility.

### DIRECTIONS TO MEMORIAL AUDITORIUM

Memorial Auditorium is at the intersection of Main and Terrace Streets in downtown Buffalo. Visitors to the city can come to the Aud by traveling on Interstate 190 and using the Elm Street exit. Take a left on Swan Street, then take a left on Pearl Street. The Aud is located two blocks down Pearl St. at Lower Terrace. There are several parking lots in that area. For more detailed information, contact the Sabres at (716) 856-7300 or (800) 333-PUCK.

## PRESS BOX STAFF

**Message Boards** - Gerry Magill and Mary Beth Romano.

**Sound** - Dave Perry

**Press Box Usher** - Shawn Ryan

**Press Lounge** - Dick and Debbie Abrahamson

**NHL Statistical Correspondant**: Bruce Wawrzyniak

**Assistants**: Mary C. Smith, Peter Appler, Bill Kaminska, Pat Murray, Bob Dzimian.

## SABRES' PRONUNCIATION GUIDE

Andreychuk - AND-reh-chuck

Audette - awe-DETT

Boucher - boo-SHAY

Ciaveglia - sa-VAG-*lia*

Gordjuk - GORD-ee-yuk

Khmylev - HIM-a-lev

LaFontaine - la-FON-tain

Maiarchuk - mah-LAR-chuck

Matikainen - mah-TEEK-anin


Mogilny - moh-GEEL-nee

Puppa - POO-pah

Smehlik - SMELL-ik

# PLAYOFFS

The



## ALL-TIME PLAYOFF RESULTS

DATE	SCORE	LOCATION	
April 4, 1973	Montreal 2, Buffalo 1	Montreal	<b>Montreal wins series 4 games to 2</b>
April 5, 1973	Montreal 7, Buffalo 3	Montreal	
April 7, 1973	Montreal 5, Buffalo 2	Buffalo	
April 8, 1973	Buffalo 5, Montreal 1	Buffalo	
April 10, 1973	Buffalo 3, Montreal 2 OT	Montreal	
April 12, 1973	Montreal 4, Buffalo 2	Buffalo	
April 13, 1975	Buffalo 4, Chicago 1	Buffalo	<b>Buffalo wins series 4 games to 1</b>
April 15, 1975	Buffalo 3, Chicago 1	Buffalo	
April 17, 1975	Chicago 5, Buffalo 4 OT	Chicago	
April 20, 1975	Buffalo 6, Chicago 2	Chicago	
April 22, 1975	Buffalo 3, Chicago 1	Buffalo	
April 27, 1975	Buffalo 6, Montreal 5 OT	Buffalo	<b>Buffalo wins series 4 games to 2</b>
April 29, 1975	Buffalo 4, Montreal 2	Buffalo	
May 1, 1975	Montreal 7, Buffalo 0	Montreal	
May 3, 1975	Montreal 8, Buffalo 2	Montreal	
May 6, 1975	Buffalo 5, Montreal 4 OT	Buffalo	
May 8, 1975	Buffalo 4, Montreal 3	Montreal	
May 15, 1975	Philadelphia 4, Buffalo 1	Philadelphia	<b>Philadelphia wins series 4 games to 2</b>
May 18, 1975	Philadelphia 2, Buffalo 1	Philadelphia	
May 20, 1975	Buffalo 5, Philadelphia 4 OT	Buffalo	
May 22, 1975	Buffalo 4, Philadelphia 2	Buffalo	
May 25, 1975	Philadelphia 5, Buffalo 1	Philadelphia	
May 27, 1975	Philadelphia 2, Buffalo 0	Buffalo	
April 6, 1976	St. Louis 5, Buffalo 2	St. Louis	<b>Buffalo wins series 2 games to 1</b>
April 8, 1976	Buffalo 3, St. Louis 2 OT	Buffalo	
April 9, 1976	Buffalo 2, St. Louis 1 OT	Buffalo	
April 11, 1976	Buffalo 5, N.Y. Islanders 3	Buffalo	<b>N.Y. Islanders win series 4 games to 2</b>
April 13, 1976	Buffalo 3, N.Y. Islanders 2 OT	Buffalo	
April 15, 1976	N.Y. Islanders 5, Buffalo 3	N.Y. Islanders	
April 17, 1976	N.Y. Islanders 4, Buffalo 2	N.Y. Islanders	
April 20, 1976	N.Y. Islanders 4, Buffalo 2	Buffalo	
April 22, 1976	N.Y. Islanders 3, Buffalo 2	N.Y. Islanders	
April 5, 1977	Buffalo 4, Minnesota 2	Buffalo	<b>Buffalo wins series 2 games to 0</b>
April 7, 1977	Buffalo 7, Minnesota 1	Minnesota	
April 11, 1977	N.Y. Islanders 4, Buffalo 2	N.Y. Islanders	<b>N.Y. Islanders win series 4 games to 0</b>
April 13, 1977	N.Y. Islanders 4, Buffalo 2	N.Y. Islanders	
April 15, 1977	N.Y. Islanders 4, Buffalo 3	Buffalo	
April 17, 1977	N.Y. Islanders 4, Buffalo 3	Buffalo	
April 11, 1978	Buffalo 4, N.Y. Rangers 1	Buffalo	<b>Buffalo wins series 2 games to 1</b>
April 13, 1978	N.Y. Rangers 4, Buffalo 3 OT	N.Y. Rangers	
April 15, 1978	Buffalo 4, N.Y. Rangers 1	Buffalo	
April 17, 1978	Philadelphia 4, Buffalo 1	Philadelphia	<b>Philadelphia wins series 4 games to 1</b>
April 19, 1978	Philadelphia 3, Buffalo 2	Philadelphia	
April 22, 1978	Buffalo 4, Philadelphia 1	Buffalo	
April 23, 1978	Philadelphia 4, Buffalo 2	Buffalo	
April 25, 1978	Philadelphia 4, Buffalo 2	Philadelphia	
April 10, 1979	Pittsburgh 4, Buffalo 3	Buffalo	<b>Pittsburgh wins series 2 games to 1</b>
April 12, 1979	Buffalo 3, Pittsburgh 1	Pittsburgh	
April 14, 1979	Pittsburgh 4, Buffalo 3 OT	Buffalo	

## ALL-TIME PLAYOFF RESULTS

DATE	SCORE	LOCATION	
April 8, 1980	Buffalo 2, Vancouver 1	Buffalo	<b>Buffalo wins series 3 games to 1</b>
April 9, 1980	Buffalo 6, Vancouver 0	Buffalo	
April 11, 1980	Vancouver 5, Buffalo 4	Vancouver	
April 12, 1980	Buffalo 3, Vancouver 1	Vancouver	
April 16, 1980	Buffalo 5, Chicago 0	Buffalo	<b>Buffalo wins series 4 games to 0</b>
April 17, 1980	Buffalo 6, Chicago 4	Buffalo	
April 19, 1980	Buffalo 2, Chicago 1	Chicago	
April 20, 1980	Buffalo 3, Chicago 2	Chicago	
April 29, 1980	N.Y. Islanders 4, Buffalo 1	Buffalo	<b>N.Y. Islanders win series 4 games to 2</b>
May 1, 1980	N.Y. Islanders 2, Buffalo 1 OT	Buffalo	
May 3, 1980	N.Y. Islanders 7, Buffalo 4	N.Y. Islanders	
May 6, 1980	Buffalo 7, N.Y. Islanders 4	N.Y. Islanders	
May 8, 1980	Buffalo 2, N.Y. Islanders 0	Buffalo	
May 10, 1980	N.Y. Islanders 5, Buffalo 2	N.Y. Islanders	
April 8, 1981	Buffalo 3, Vancouver 2 OT	Buffalo	<b>Buffalo wins series 3 games to 0</b>
April 9, 1981	Buffalo 5, Vancouver 2	Buffalo	
April 11, 1981	Buffalo 5, Vancouver 3	Vancouver	
April 16, 1981	Minnesota 4, Buffalo 3 OT	Buffalo	<b>Minnesota wins series 4 games to 1</b>
April 17, 1981	Minnesota 5, Buffalo 2	Buffalo	
April 19, 1981	Minnesota 6, Buffalo 4	Minnesota	
April 20, 1981	Buffalo 5, Minnesota 4 OT	Minnesota	
April 22, 1981	Minnesota 4, Buffalo 3	Buffalo	
April 7, 1982	Boston 3, Buffalo 1	Boston	<b>Boston wins series 3 games to 1</b>
April 8, 1982	Boston 7, Buffalo 3	Boston	
April 10, 1982	Buffalo 5, Boston 2	Buffalo	
April 11, 1982	Boston 5, Buffalo 2	Buffalo	
April 6, 1983	Buffalo 1, Montreal 0	Montreal	<b>Boston wins series 3 games to 0</b>
April 7, 1983	Buffalo 3, Montreal 0	Montreal	
April 9, 1983	Buffalo 4, Montreal 2	Buffalo	
April 14, 1983	Buffalo 7, Boston 4	Boston	<b>Boston wins series 4 games to 3</b>
April 15, 1983	Boston 5, Buffalo 3	Boston	
April 17, 1983	Buffalo 4, Boston 3	Buffalo	
April 18, 1983	Boston 6, Buffalo 2	Buffalo	
April 20, 1983	Boston 9, Buffalo 0	Boston	
April 22, 1983	Buffalo 5, Boston 3	Buffalo	
April 24, 1983	Boston 3, Buffalo 2 OT	Boston	
April 4, 1984	Quebec 3, Buffalo 2	Buffalo	
April 5, 1984	Quebec 6, Buffalo 2	Buffalo	
April 7, 1984	Quebec 4, Buffalo 1	Quebec	
April 10, 1985	Quebec 5, Buffalo 2	Quebec	<b>Quebec wins series 3 games to 2</b>
April 11, 1985	Quebec 3, Buffalo 2	Quebec	
April 13, 1985	Buffalo 6, Quebec 4	Buffalo	
April 14, 1985	Buffalo 7, Quebec 4	Buffalo	
April 16, 1985	Quebec 6, Buffalo 5	Quebec	
April 6, 1988	Boston 7, Buffalo 3	Boston	<b>Boston wins series 4 games to 2</b>
April 7, 1988	Boston 4, Buffalo 1	Boston	
April 9, 1988	Buffalo 6, Boston 2	Buffalo	
April 10, 1988	Buffalo 6, Boston 5 OT	Buffalo	
April 12, 1988	Boston 5, Buffalo 4	Boston	
April 14, 1988	Boston 5, Buffalo 2	Buffalo	

# ALL-TIME PLAYOFF RESULTS

DATE	SCORE	LOCATION
April 5, 1989	Buffalo 6, Boston 0	Boston
April 6, 1989	Boston 5, Buffalo 3	Boston
April 8, 1989	Boston 4, Buffalo 2	Buffalo
April 9, 1989	Boston 3, Buffalo 2	Buffalo
April 11, 1989	Boston 4, Buffalo 1	Boston

**Boston wins series  
4 games to 1**

April 5, 1990	Buffalo 4, Montreal 1	Buffalo
April 7, 1990	Montreal 3, Buffalo 0	Buffalo
April 9, 1990	Montreal 2, Buffalo 1 OT	Montreal
April 11, 1990	Buffalo 4, Montreal 2	Montreal
April 13, 1990	Montreal 4, Buffalo 2	Buffalo
April 15, 1990	Montreal 5, Buffalo 2	Montreal

**Montreal wins  
series 4 games to 2**

April 3, 1991	Montreal 7, Buffalo 5	Montreal
April 5, 1991	Montreal 5, Buffalo 4	Montreal
April 7, 1991	Buffalo 5, Montreal 4	Buffalo
April 9, 1991	Buffalo 6, Montreal 4	Buffalo
April 11, 1991	Montreal 4, Buffalo 3	Montreal
April 13, 1991	Montreal 5, Buffalo 1	Buffalo

**Montreal wins  
series 4 games to 2**

April 19, 1992	Buffalo 3, Boston 2	Boston
April 21, 1992	Boston 3, Buffalo 2 OT	Boston
April 23, 1992	Boston 3, Buffalo 2	Buffalo
April 25, 1992	Boston 5, Buffalo 4 OT	Buffalo
April 27, 1992	Buffalo 2, Boston 0	Boston
April 29, 1992	Buffalo 9, Boston 3	Buffalo
May 1, 1992	Boston 3, Buffalo 2	Boston

**Boston wins series  
4 games to 3**

## Sabre Fact

The milestone goals in team history:

**1,000th Sabre goal**  
11/16/74 - Rick Martin vs. Boston

**2,000th Sabre goal**  
12/22/77 - Rene Robert vs. Pittsburgh

**3,000th Sabre goal**  
2/1/81 - Ric Seiling vs. Winnipeg

**4,000th Sabre goal**  
2/19/84 - Bill Hajt vs. Hartford

**5,000th Sabre goal**  
11/15/87 - Doug Smith vs. Toronto

**6,000th Sabre goal**  
2/19/91 - Christian Ruuttu vs. Pittsburgh

**1,000th Sabre goal allowed**  
3/2/74 - Bill Flett of Philadelphia

**2,000th Sabre goal allowed**  
11/12/78 - Bob Miller of Boston

**3,000th Sabre goal allowed**  
10/31/82 - Mark Hunter of Montreal

**4,000th Sabre goal allowed**  
3/21/86 - Uli Hiemer of New Jersey

**5,000th Sabre goal allowed**  
11/25/89 - Jeff Brown of Quebec



# 1992 PLAYOFFS BUFFALO VS. BOSTON



SUMMARY:	GP	W	L	GF	GA	PIM	PPG	PPA
Buffalo	7	3	4	24	19	80	10	40
Boston	7	4	3	19	24	113	6	28

## AT BUFFALO

Apr. 23 -	Boston 3	Buffalo 2
Apr. 25 -	Boston 5	Buffalo 4 OT
Apr. 29 -	Buffalo 9	Boston 3

## AT BOSTON

Apr. 19 -	Buffalo 3	Boston 2
Apr. 21 -	Boston 3	Buffalo 2 OT
Apr. 27 -	Buffalo 2	Boston 0
May 1 -	Boston 3	Buffalo 2

## INDIVIDUAL SCORING LEADERS

BUFFALO	GP	G	A	PTS	PIM	BOSTON	GP	G	A	PTS	PIM
D. Andreychuk	7	1	3	4	12	B. Beers	1	0	0	0	0
D. Bodger	7	2	1	3	2	R. Bourque	7	2	4	6	8
K. Carney	7	0	3	3	0	L. Byers	4	0	0	0	12
B. Corkum	4	1	0	1	0	B. Carpenter	2	0	0	0	2
G. Donnelly	4	0	1	1	0	T. Donato	7	2	1	3	2
T. Draper	7	0	0	0	0	C. Donatelli	2	0	0	0	0
D. Hannan	7	2	0	2	2	S. Heinze	7	0	3	3	17
D. Hawerchuk	7	2	5	7	0	M. Hervey	1	0	0	0	2
P. LaFontaine	7	8	3	11	4	B. Hughes	7	2	0	2	0
B. May	7	1	4	5	2	G. Hynes	5	0	1	1	2
A. Mogilny	2	0	2	2	0	J. Juneau	7	2	5	7	2
R. Moller	7	0	0	0	8	J. Lazaro	2	0	0	0	0
C. Patterson	5	1	0	1	0	S. Leach	7	1	0	1	4
W. Presley	7	3	3	6	14	R. Lemelin	2	0	0	0	0
M. Ramsey	7	0	2	2	8	A. Moog	7	0	0	0	17
R. Ray	7	0	0	0	2	G. Murphy	7	1	0	1	4
C. Ruuttu	3	0	0	0	6	G. Murray	7	1	2	3	6
K. Sulton	7	0	2	2	4	A. Oates	7	4	6	10	4
P. Svoboda	7	1	4	5	6	D. Poulin	7	0	1	1	12
T. Tanli	7	0	3	3	4	D. Reid	7	2	0	2	0
R. Wood	7	2	1	3	6	V. Ruzicka	5	1	3	4	2
						B. Sweeney	6	0	0	0	6
						D. Sweeney	7	0	0	0	4
						G. Wesley	7	1	2	3	12
						J. Wiemer	7	0	2	2	8

**GWG:** LaFontaine, May, Bodger  
**PPG:** LaFontaine (5), Bodger (2), Hannan, Corkum  
**SHG:** LaFontaine, Svoboda  
**OTG:** None

**GWG:** Oates (2), Donato, Reid  
**PPG:** Oates (2), Juneau, Bourque (2), Ruzicka  
**SHG:** None  
**OTG:** Oates, Donato

## GOALTENDING

BUFFALO	GP	MIN	GA	EN	SO	AVG.	W	L	BOSTON	GP	MIN	GA	EN	SO	AVG.	W	L		
Draper	7	433	19	0	1	2.63	3	4	Lemelin	2	54	3	1	0	3.33	0	0		
									Moog	7	375	20	0	0	3.33	4	3		
<b>GOALS BY PERIOD</b>	<b>1</b>	<b>2</b>	<b>3</b>	<b>OT</b>	<b>TOT</b>			<b>SHOTS ON GOAL</b>		<b>1</b>	<b>2</b>	<b>3</b>	<b>OT</b>	<b>TOT</b>					
Buffalo	6	12	6	0	24	Buffalo	62	80	53	6	201								
Boston	8	3	6	2	19	Boston	64	59	72	6	201								

## Sabres' ALL-TIME PLAYOFF SCORING

PLAYER	GP	G	A	PTS	PIM	PLAYER	GP	G	A	PTS	PIM
Shawn Anderson	5	0	1	1	4	Joe Kowal	2	0	0	0	0
Mikael Andersson	1	1	0	1	0	Uwe Krupp	23	1	2	3	29
Dave Andreychuk	41	12	20	32	32	Pat LaFontaine	7	8	3	11	4
Scott Arniel	16	2	1	3	13	Yvon Lambert	4	3	0	3	2
Donald Audette	2	0	0	0	0	Grant Ledyard	11	4	5	9	12
Tom Barrasso	12	0	0	0	9	Jim Lorentz	35	11	9	20	22
Doug Bodger	22	4	8	12	19	Don Luce	62	17	19	36	46
Ken Breitenbach	8	0	1	1	4	Kevin Maguire	10	0	0	0	86
Keith Carney	7	0	3	3	0	Clint Malarchuk	5	0	1	1	2
Larry Carriere	23	0	3	3	40	Dave Maloney	1	0	0	0	0

Jacques Cloutier	4	0	0	0	0
Real Cloutier	2	0	0	0	0
Bob Corkum	9	2	0	2	4
Roger Crozier	9	0	1	1	2
Paul Cyr	18	3	6	9	21
Mal Davis	7	1	0	1	0
Gerry Desjardins	25	0	0	0	4
Michel Deziel	1	0	0	0	0
Gord Donnelly	4	0	1	1	0
Tom Draper	7	0	0	0	0

Dave Dryden	2	0	0	0	0
Rick Dudley	25	7	2	9	69
Richie Dunn	27	2	14	16	16
Don Edwards	31	0	0	0	7
Dave Fenyves	11	0	0	0	9
Lee Fogolin	30	0	6	6	58
Mike Foligno	39	13	11	24	143
Lou Franceschetti	6	1	0	1	2
Danny Gare	57	23	21	44	147
Clark Gillies	5	0	1	1	25

Norm Gratton	6	0	1	1	2
Jocelyn Guévremont	40	4	17	21	18
Bill Hajt	80	2	16	18	70
Bob Halkidis	8	0	0	0	41
Kevin Haller	6	1	4	5	10
Gilles Hamel	18	2	5	7	8
Dave Hannan	7	2	0	2	2
Hugh Harris	3	0	0	0	0
Paul Harrison	1	0	0	0	0
Mike Hartman	19	0	0	0	104

Dale Hawerchuk	13	4	9	13	10
Alan Haworth	10	4	5	9	4
Larry Hillman	6	0	0	0	8
Benoit Hogue	13	3	1	4	37
Tim Horton	6	0	1	1	4
Phil Housley	35	10	17	27	22
Val James	3	0	0	0	0
Calle Johansson	6	0	1	1	0
Dean Kennedy	8	1	2	3	29
Jerry Korab	46	7	14	21	69

Rick Martin	62	24	29	53	74
Terry Martin	11	2	2	4	10
Brad May	7	1	4	5	2
Gary McAdam	15	3	2	5	7
Rob McClanahan	15	0	2	2	17
Dale McCourt	14	5	5	10	4
Paul McIntosh	2	0	0	0	7
Tony McKegney	38	11	9	20	10
Sean McKenna	8	1	1	2	2
Peter McNab	25	2	6	8	4

Gerry Meehan	6	0	1	1	0
Larry Mickey	6	1	0	1	5
Alexander Mogilny	12	0	9	9	4
Mike Moller	3	0	1	1	0
Randy Moller	7	0	0	0	8
Bob Mongrain	11	1	2	3	2
Phil Myre	1	0	0	0	0
Mark Napier	9	1	3	4	0
Gates Orlando	5	0	4	4	14
Jeff Parker	5	0	0	0	26

Steve Patrick	8	0	1	1	6
Colin Patterson	5	1	0	1	0
Gil Perreault	90	33	70	103	44
Brent Peterson	22	2	3	5	50
Larry Playfair	40	0	6	6	97
Tracy Pratt	6	0	0	0	6
Wayne Presley	7	3	3	6	14
Ken Priestley	14	0	0	0	21
Daren Puppa	5	0	0	0	0
Craig Ramsay	89	17	31	48	27

Mike Ramsey	72	8	18	26	158
Rob Ray	13	1	1	2	58
Joe Reekie	2	0	0	0	4
Jacques Richard	12	2	1	3	7
Rene Robert	47	22	17	39	71
Mike Robitaille	6	0	0	0	0
Lindy Ruff	42	11	10	21	164
Christian Ruutu	23	3	8	11	43
Bob Sauve	22	0	0	0	2
Jean Francois Sauve	7	2	2	4	0

## Sabres' ALL-TIME PLAYOFF SCORING

PLAYER	GP	G	A	PTS	PIM	PLAYER	GP	G	A	PTS	PIM
Andre Savard	45	5	11	16	40	Petr Svoboda	7	1	4	5	6
Ron Schock	2	0	0	0	0	Tony Tanti	12	2	3	5	12
Jim Schoenfeld	75	3	13	16	151	Paul Terbenche	6	0	0	0	0
Dave Schultz	3	0	2	2	4	Alex Tidey	2	0	0	0	0
Ric Seiling	55	14	14	28	31	John Tucker	17	9	11	20	18
Darrin Shannon	14	1	3	4	8	Pierre Turgeon	23	12	13	25	14
Ray Sheppard	7	1	2	3	2	John Van Boxmeer	35	5	14	19	35
Al Smith	1	0	0	0	0	Rick Vaive	17	7	5	12	20
Derek Smith	30	9	14	23	13	Hannu Virta	17	1	3	4	6
Doug Smith	1	0	0	0	0	Darcy Wakaluk	2	0	0	0	2

Dave Snuggerud	12	1	3	4	6
Brian Spencer	30	1	4	5	12
Bill Stewart	9	0	3	3	0
Ken Sutton	13	0	3	3	4

Jay Wells	7	0	1	1	12
Jim Wiemer	1	0	0	0	0
Randy Wood	7	2	1	3	6

## Sabres' ALL-TIME PLAYOFF GOALTENDING STATISTICS

PLAYER	GP	MIN	GA	EN	SO	AVG.	W	L
Paul Harrison	1	26	1	0	0	2.31	0	0
Jacques Cloutier	4	238	10	1	1	2.52	1	3
Tom Draper	7	433	19	0	1	2.63	3	4
Roger Crozier	9	541	25	1	0	2.77	5	4
Bob Sauve	23	1268	59	1	4	2.79	13	9
Don Edwards	31	1859	98	3	1	3.16	13	18
Darcy Wakaluk	2	37	2	0	0	3.24	0	1
Gerry Desjardins	25	1382	75	1	0	3.25	11	11
Al Smith	1	17	1	0	0	3.53	0	0
Daren Puppa	11	593	36	2	0	3.64	3	6
Tom Barrasso	12	663	46	1	0	4.16	3	8
Clint Malarchuk	5	305	22	0	0	4.33	2	3
Dave Dryden	2	120	9	0	0	4.50	0	2
Phil Myre	1	57	7	0	0	7.37	0	0

## ALL-TIME PLAYOFF POINT LEADERS AGAINST THE SABRES

NAME	G	A	PT.	NAME	G	A	PT.
Ray Bourque - Boston	5	25	30	Guy Lafleur - Montreal	9	7	16
Rick Middleton - Boston	9	19	28	Peter Stastny - Quebec	1	14	15
Barry Pederson - Boston	10	12	22	Stephane Richer - Montreal	10	5	15
Bryan Trottier - N.Y. Islanders	3	14	17	Jacques Lemaire - Montreal	6	8	14
Denis Potvin - N.Y. Islanders	5	12	17	Pete Mahovlich - Montreal	4	10	14

**Sabres'**  
**CAREER PLAYOFF LEADERS**

GAMES PLAYED	TOT.	GOALS	TOT.
Gil Perreault .....	90	Gil Perreault .....	33
Craig Ramsay .....	89	Rick Martin .....	24
Bill Hajt .....	80	Danny Gare .....	23
Jim Schoenfeld .....	75	Rene Robert .....	22
Mike Ramsey (7) .....	72	Craig Ramsay .....	17
Don Luce .....	62	Don Luce .....	17
Rick Martin .....	62	Ric Seiling .....	14
Danny Gare .....	57	Mike Foligno .....	13
Ric Seiling .....	55	Pierre Turgeon .....	12
Rene Robert .....	47	Dave Andreychuk (1) .....	12

ASSISTS	TOT.	POINTS	TOT.
Gil Perreault .....	70	Gil Perreault .....	103
Craig Ramsay .....	31	Rick Martin .....	53
Rick Martin .....	29	Craig Ramsay .....	48
Danny Gare .....	21	Danny Gare .....	44
Dave Andreychuk (3) .....	20	Rene Robert .....	39
Don Luce .....	19	Don Luce .....	36
Mike Ramsey (2) .....	18	Dave Andreychuk (4) .....	32
Jocelyn Guevremont .....	17	Ric Seiling .....	28
Phil Housley .....	17	Phil Housley .....	27
Rene Robert .....	17	Mike Ramsey (2) .....	26
Bill Hajt .....	16	Pierre Turgeon .....	25

PENALTY MINUTES	TOT.	SHORT-HANDED GOALS	TOT.
Lindy Ruff .....	164	Craig Ramsay .....	2
Mike Ramsey (8) .....	158	Don Luce .....	2
Jim Schoenfeld .....	151	Mike Foligno .....	1
Danny Gare .....	147	Scott Arniel .....	1
Mike Foligno .....	143	Christian Ruutu .....	1
Mike Hartman .....	104	Dave Snuggerud .....	1
Larry Playfair .....	97	Pat LaFontaine (1) .....	1
Kevin Maguire .....	86	Petr Svoboda (1) .....	1
Rick Martin .....	74		
Rene Robert .....	71		

POWER PLAY GOALS	TOT.	GAME-WINNING GOALS	TOT.
Rick Martin .....	12	Gil Perreault .....	5
Gil Perreault .....	9	Danny Gare .....	5
Danny Gare .....	8	Rene Robert .....	4
Rick Vaive .....	7	Rick Martin .....	4
Pat LaFontaine (5) .....	5	Craig Ramsay .....	4
Pierre Turgeon .....	5	Mike Ramsey .....	3
Derek Smith .....	4	Jim Lorentz .....	2
John Tucker .....	4	John Van Boxmeer .....	2
Rene Robert .....	3	Don Luce .....	2
Don Luce .....	3	Rick Dudley .....	2
Alan Haworth .....	3	Tony McKegney .....	2
John Van Boxmeer .....	3	Dave Andreychuk .....	2
Dale McCourt .....	3	John Tucker .....	2
Mike Foligno .....	3		
Phil Housley .....	3		
Dave Andreychuk .....	3		
Doug Bodger (2) .....	3		

**Sabres'**  
**CAREER PLAYOFF LEADERS**

GOALIE GAMES	TOT.	GOALIE MINUTES	TOTAL
Don Edwards .....	31	Don Edwards .....	1,859
Gerry Desjardins .....	25	Gerry Desjardins .....	1,382
Bob Sauve .....	23	Bob Sauve .....	1,268
Tom Barrasso .....	12	Tom Barrasso .....	663
Daren Puppa .....	11	Daren Puppa .....	593
Roger Crozier .....	9	Roger Crozier .....	541
Tom Draper (7) .....	7	Tom Draper (433) .....	433
Clint Malarchuk .....	5	Clint Malarchuk .....	305
Jacques Cloutier .....	4	Jacques Cloutier .....	238
Dave Dryden .....	2	Dave Dryden .....	120
Darcy Wakaluk .....	2		

GOALIE WINS	TOT.	SHUTOUTS	TOT.
Don Edwards .....	13	Bob Sauve .....	4
Bob Sauve .....	13	Jacques Cloutier .....	1
Gerry Desjardins .....	11	Don Edwards .....	1
Roger Crozier .....	5	Tom Draper (1) .....	1
Tom Barrasso .....	3		
Daren Puppa .....	3		
Tom Draper (3) .....	3		
Clint Malarchuk .....	2		
Jacques Cloutier .....	1		

1992 totals in parentheses

**Sabre**  
**PLAYOFF FIRSTS**

**First Game:**  
April 4, 1973 at Montreal

**First Goal:**  
Craig Ramsay, April 4, 1973, at Montreal at 3:13 of the second period.

**First Assist:**  
Don Luce, April 4, 1973, at Montreal on Ramsay's goal.

**First Penalty:**  
Larry Hillman, April 4, 1973 at Montreal at 6:21 of the first period.

**First Major Penalty:**  
Larry Mickey, April 5, 1973 at Montreal at 17:19 of the first period.

**First Power Play Goal:**  
Rick Martin, April 5, 1973 at Montreal at 16:48 of the first period.

**First Short-handed Goal:**  
Don Luce, May 3, 1975 at Montreal at 6:42 of the first period.

**First Game-winning Goal:**  
Gil Perreault, April 8, 1973 vs. Montreal.

**First Goal by Opponent:**  
Jacques Lemaire of Montreal, April 4, 1973 at 17:01 of the second period.

**First Hat Trick:**  
Jim Lorentz, April 9, 1977, at Minnesota.

**First Hat Trick by Opponent:**  
Yvon Cournoyer of Montreal, April 5, 1973 in Montreal.

**First Win:**  
April 8, 1973 vs. Montreal.

**First Shutout:**  
April 9, 1980 vs. Vancouver (6-0, Bob Sauve)

**First Time Shut Out:**  
May 1, 1975 by Montreal (7-0, Ken Dryden)



*Sabres'*  
**INDIVIDUAL PLAYOFF RECORDS**

**ONE PLAYOFF YEAR**

**Most Goals:** 10 - Gil Perreault, 1980  
**Most Goals by a Defenseman:** 4  
 - Mike Ramsey, 1983  
**Most Assists:** 11 - Gil Perreault, 1980  
**Most Points:** 21 - Gil Perreault, 1980  
**Most Penalty Minutes:** 56 - Rob Ray, 1991  
**Most Power Play Goals:** 5  
 - Rick Martin, 1975; Pat LaFontaine, 1992  
**Most Short-handed Goals:** 1 - Don Luce,  
 1980 & 1975; Craig Ramsay, 1976 & 1975;  
 Scott Amiel, 1989; Mike Foligno, 1989;  
 Christian Ruutu, 1991; Dave Snuggerud, 1991;  
 Pat LaFontaine, 1992; Petr Svoboda, 1992  
**Most Minutes Played by a Goaltender:**  
 760 - Gerry Desjardins, 1975  
**Most Shots on Goal:** 66 - Gil Perreault, 1975  
**Goals in Consecutive Games:** 7  
 - Pat LaFontaine, 1992  
**Points in Consecutive Games:** 7  
 - Danny Gare, 1975; Danny Gare, 1978;  
 Gil Perreault, 1981; Pat LaFontaine, 1992

**ONE PLAYOFF SERIES**

**Most Goals:** 8 - Pat LaFontaine vs. Boston, 1992  
**Most Assists:** 7 - Gil Perreault vs. Montreal,  
 1973; vs. Boston, 1982, vs. Boston, 1983.  
**Most Points:** 11 - Pat LaFontaine vs. Boston,  
 1992  
**Most Penalty Minutes:** 56 - Rob Ray vs.  
 Montreal, 1991  
**Most Power Play Goals:** 5 - Pat LaFontaine  
 vs. Boston, 1992  
**Most Short-Handed Goals:** 1 - Don Luce vs.  
 N.Y. Islanders, 1980; Craig Ramsay vs. St.  
 Louis, 1976, vs. Montreal, 1975; Scott Amiel vs.  
 Boston, 1989; Mike Foligno vs. Boston, 1989;  
 Christian Ruutu vs. Montreal, 1991; Dave  
 Snuggerud vs. Montreal, 1991; Petr Svoboda  
 vs. Boston, 1992; Pat LaFontaine vs. Boston,  
 1992  
**Most Minutes Played by a Goaltender:**  
 433 - Tom Draper vs. Boston, 1992  
**Most Shots on Goal:** 38 - Rick Martin vs.  
 Montreal, 1973  
**Most Goals by an Opposing Player:** 7  
 - Guy Lafleur of Montreal, 1975; Barry  
 Pederson of Boston, 1983  
**Most Assists by an Opposing Player:** 14  
 - Rick Middleton of Boston, 1983.  
**Most Points by an Opposing Player:** 18  
 - Rick Middleton of Boston, 1983.

**ONE FINAL SERIES**

(All vs. Philadelphia, 1975, 6 games)

**Most Goals:** 2 - Danny Gare, Jerry Korab,  
 Don Luce, Rick Martin  
**Most Assists:** 4 - Rick Martin  
**Most Points:** 6 - Rick Martin  
**Most Penalty Minutes:** 12 - Don Luce  
**Most Power Play Goals:** 1 - Jerry Korab,  
 Rick Martin, Gil Perreault  
**Most Short-handed Goals:** 0  
**Most Minutes Played by a Goaltender:**  
 260 - Gerry Desjardins  
**Most Shots on Goal:** 23 - Gil Perreault  
**Most Goals by An Opposing Player:** 3  
 - Reggie Leach  
**Most Assists by An Opposing Player:** 4  
 - Bill Barber  
**Most Points by an Opposing Player:** 6  
 - Bill Barber

**ONE SEMI-FINAL SERIES**

**Most Goals:** 6 - Gil Perreault vs. N.Y. Islanders,  
 1980  
**Most Assists:** 4 - Peter McNab vs. Montreal,  
 1975  
**Most Points:** 8 - Gil Perreault vs. N.Y. Islanders,  
 1980  
**Most Penalty Minutes:** 24 - Larry Carriere vs.  
 Montreal, 1975  
**Most Power Play Goals:** 2 - Derek Smith vs.  
 N.Y. Islanders, 1980  
**Most Short-handed Goals:** 1 - Don Luce vs.  
 N.Y. Islanders, 1980; Craig Ramsay vs.  
 Montreal, 1975.  
**Most Minutes Played by a Goaltender:**  
 259 - Bob Sauve vs. N.Y. Islanders, 1980  
**Most Shots on Goal:** 27 - Rick Martin vs.  
 Montreal, 1975  
**Most Goals by an Opposing Player:** 7  
 - Guy Lafleur of Montreal, 1975  
**Most Assists by an Opposing Player:** 7  
 - Pete Mahovlich of Montreal, 1975  
**Most Points by an Opposing Player:** 10  
 - Guy Lafleur, Jacques Lemaire and Pete  
 Mahovlich of Montreal, 1975

**ONE QUARTER-FINAL SERIES**

**Most Goals:** 5 - Rene Robert vs. Montreal, 1973  
**Most Assists:** 7 - Gil Perreault vs. Montreal,  
 1973; vs. Boston, 1983.

*Sabres'*  
**INDIVIDUAL PLAYOFF RECORDS**

**Most Points:** 10 - Gil Perreault vs. Montreal,  
 1973  
**Most Penalty Minutes:** 47 - Lindy Ruff vs.  
 Boston, 1983  
**Most Power Play Goals:** 3 - Rick Martin vs.  
 Chicago, 1975  
**Most Short-handed Goals:** 0  
**Most Minutes Played by a Goaltender:**  
 347 - Gerry Desjardins vs. N.Y. Islanders,  
 1976  
**Most Shots on Goal:** 38 - Rick Martin vs.  
 Montreal, 1973.  
**Most Goals by an Opposing Player:** 7  
 - Barry Pederson of Boston, 1983  
**Most Assists by an Opposing Player:** 14  
 - Rick Middleton of Boston, 1983  
**Most Points by an Opposing Player:** 18  
 - Rick Middleton of Boston, 1983

**ONE FIRST ROUND SERIES**

**Most Goals:** 8 - Pat LaFontaine vs. Bostn, 1992  
**Most Assists:** 7 - Gil Perreault vs. Boston, 1982  
**Most Points:** 11 - Pat LaFontaine vs. Boston,  
 1992  
**Most Penalty Minutes:** 56 - Rob Ray vs.  
 Montreal, 1991  
**Most Power Play Goals:** 5 - Pat LaFontaine  
 vs. Boston, 1992  
**Most Short-handed Goals:** 1 - Craig Ramsay  
 vs. St. Louis, 1976; Scott Amiel vs. Boston,  
 1989; Mike Foligno vs. Boston, 1989; Christian  
 Ruutu vs. Montreal, 1991; Dave Snuggerud vs.  
 Montreal, 1991; Petr Svoboda vs. Boston,  
 1992; Pat LaFontaine vs. Boston, 1992  
**Most Minutes Played by a Goaltender:**  
 433 - Tom Draper vs. Boston, 1992  
**Most Shutouts:** 2 - Bob Sauve vs. Montreal,  
 1983  
**Most Shots on Goal:** 27 - Dave Andreychuk  
 and Pat LaFontaine vs. Boston, 1992

**Most Goals by an Opposing Player:** 6  
 - Michel Goulet of Quebec, 1982  
**Most Assists by an Opposing Player:** 10  
 - Peter McNab of Boston, 1982; Peter Stastny  
 of Quebec, 1985  
**Most Points by an Opposing Player:** 10  
 - Peter McNab of Boston, 1982; Peter Stastny  
 of Quebec, 1985; Denis Savard of Montreal,  
 1991; Adam Oates of Boston, 1992

**ONE GAME ONLY**

**Most Goals:** 4 - John Tucker, Apr. 9, 1988 vs.  
 Boston  
**Most Assists:** 4 - Gil Perreault, Apr. 10, 1982 vs.  
 Boston and Apr. 17, 1980 vs. Chicago, Dave  
 Andreychuk, Apr. 11, 1990 at Montreal.  
**Most Points:** 5 - John Tucker, Apr. 10, 1988 vs.  
 Boston  
**Most Penalty Minutes:** 32 - Kevin Maguire,  
 Apr. 9, 1988 vs. Boston  
**Most Power Play Goals:** 2 - John Tucker,  
 Apr. 9 and 10, 1988 vs. Boston  
**Most Short-handed Goals:** 1 - Eight players  
**Most Minutes Played by a Goaltender:**  
 81:20 - Bob Sauve vs. N.Y. Islanders,  
 May 1, 1980  
**Most Shots on Goal:** 11 - Tony McKegney  
 vs. Minnesota, 1981; Danny Gare vs. St. Louis,  
 1976  
**Most Goals by Opposing Player:** 3 - Yvon  
 Courmoyer of Montreal, Apr. 5, 1973;  
 Guy Lafleur of Montreal, May 1, 1975; Barry  
 Pederson of Boston, Apr. 8, 1982  
**Most Assists by Opposing Player:** 4  
 - Rick Middleton of Boston, Apr. 18, 1983  
**Most Points by Opposing Player:** 6  
 - Rick Middleton of Boston, Apr. 18, 1983

**Sabre Fact**

The 1991-92 Sabres were the first team in NHL history  
 to have three players with 300 or more penalty minutes.

## Sabres' TEAM PLAYOFF RECORDS

### ONE PLAYOFF YEAR

**Most Wins:** 10 - 1975 (17 games)  
**Fewest Wins:** 0 - 1984 (3 games)  
**Most Losses:** 7 - 1975 (17 games)  
**Fewest Losses:** 2 - 1979 (3 games)

**Most Goals For:** 53 - 1975 (17 games)  
**Fewest Goals For:** 5 - 1984 (3 games)  
**Most Goals Against:** 58 - 1975 (17 games)  
**Fewest Goals Against:** 9 - 1979 (3 games)

**Most Shutouts For:** 3 - 1980 (14 games)  
**Most Shutouts Against:** 1 - 1975, 1980, 1990  
**Most Overtime Games:** 4 - 1975 (17 games)  
**Longest Winning Streak:** 5  
 - Apr. 12, 16, 17, 19 & 20, 1980  
**Longest Losing Streak:** 4  
 - April 11, 13, 15 & 17, 1977  
 - April 15, 17, 20 & 22, 1976  
 - April 6, 8, 9 & 11, 1989

**Most Power Play Goals:** 17  
 - 1980 (14 games)  
**Most Power Play Goals Against:** 14  
 - 1975 (17 games)  
**Most Short-handed Goals:** 2  
 - 1975 (17 games); 1989 (5 games);  
 1991 (6 games); 1992 (7 games)  
**Most Short-handed Goals Against:** 3  
 - 1988 (6 games); 1980 (14 games)

**Most Shots on Goal:** 532 - 1975 (17 games)  
**Fewest Shots on Goal:** 83 - 1984 (3 games)  
**Most Shots on Goal Against:** 459  
 - 1975 (17 games)  
**Fewest Shots on Goal Against:** 73  
 - 1984 (3 games)  
**Most Penalty Minutes:** 286 - 1988 (6 games)  
**Most Opponents' Penalty Minutes:** 308  
 - 1988 (6 games)

### ONE PLAYOFF SERIES

**Most Goals Scored in a Two Game Series:** 11 - Vs. Minnesota in 1977  
**Most Goals Allowed in a Two Game Series:** 3 - Minnesota in 1977

**Most Goals Scored in a Three Game Series:** 13 - Vs. Vancouver in 1981  
**Least Goals Scored in a Three Game Series:** 5 - Vs. Quebec in 1984  
**Most Goals Allowed in a Three Game Series:** 13 - Quebec in 1984  
**Least Goals Allowed in a Three Game Series:** 2 - Montreal in 1983

**Most Goals Scored in a Four Game Series:** 16 - Vs. Chicago in 1980  
**Least Goals Scored in a Four Game Series:** 10 - Vs. N.Y. Islanders in 1977  
**Most Goals Allowed in a Four Game Series:** 17 - Boston in 1982

**Least Goals Allowed in a Four Game Series:** 7 - Vancouver in 1980  
**Most Goals Scored in a Five Game Series:** 22 - Vs. Quebec in 1985  
**Least Goals Scored in a Five Game Series:** 11 - Vs. Philadelphia in 1978  
**Most Goals Allowed in a Five Game Series:** 24 - Minnesota in 1981  
**Least Goals Allowed in a Five Game Series:** 10 - Chicago in 1975

**Most Goals Scored in a Six Game Series:** 24 - Vs. Montreal in 1991  
**Least Goals Scored in a Six Game Series:** 12 - Vs. Philadelphia in 1975  
**Most Goals Allowed in a Six Game Series:** 29 - Montreal in 1975, Montreal in 1991  
**Least Goals Allowed in a Six Game Series:** 17 - Montreal in 1990

### Sabre Fact

The Sabres only have a losing record against four teams in Buffalo history  
 (Boston, Montreal, Philadelphia, and Edmonton).

## Sabres' TEAM PLAYOFF RECORDS

**Most Goals Scored in a Seven Game Series:** 24 - Boston in 1992  
**Least Goals Scored in a Seven Game Series:** 23 - Boston in 1983  
**Most Goals Allowed in a Seven Game Series:** 33 - Boston in 1983  
**Least Goals Allowed in a Seven Game Series:** 19 - Boston in 1992

### ONE GAME ONLY

**Most Goals:** 9 - vs. Boston, Apr. 29, 1992  
**Most Goals Against:** 9  
 - at Boston, Apr. 20, 1983  
**Most Goals, Buffalo and Opponent:** 12  
 - at Montreal, Apr. 3, 1991 (7-5 Mil); vs. Boston, Apr. 29, 1992 (9-3 Buf)  
**Most Goals, One Period:** 5 - Third period vs. Quebec, Apr. 14, 1985; third period vs. Quebec, Apr. 13, 1985; third period vs. Chicago, Apr. 20, 1975.  
**Most Goals Against, One Period:** 5  
 - Second period by Montreal, Apr. 5, 1973; second period by Boston, Apr. 8, 1982; First period by Boston, Apr. 20, 1983  
**Most Goals by Buffalo and Opponent, One Period:** 7 - vs. Quebec, Apr. 13, 1985 (third)  
 Greatest Winning Margin: 6 - 6-0 vs. Vancouver in 1980; 7-1 vs. Minnesota in 1977; 6-0 vs. Boston in 1989; 9-3 vs. Boston in 1992  
**Greatest Losing Margin:** 9 - 9-0 at Boston in 1983

**Most Shots on Goal:** 57  
 - vs. St. Louis, Apr. 8, 1976  
**Fewest Shots on Goal:** 15  
 - vs. N.Y. Islanders, May 8, 1980  
**Most Shots on Goal Against:** 50  
 - at Minnesota, Apr. 20, 1981  
**Fewest Shots on Goal Against:** 14  
 - by Chicago, Apr. 22, 1975

**Most Shots on Goal in One Period:** 22  
 - vs. St. Louis, Apr. 8, 1976; vs. N.Y. Islanders, Apr. 15, 1976.  
**Least Shots on Goal in One Period:** 3  
 - vs. Chicago, Apr. 15, 1975; vs. Philadelphia, May 18, 1975; vs. Philadelphia, Apr. 19, 1978; vs. Boston, Apr. 11, 1989

**Most Shots on Goal Against in One Period:** 24 - Chicago, April 20, 1980  
**Least Shots on Goal Against in One Period:** 1 - Chicago, April 16, 1980; Boston, Apr. 11, 1982; Montreal, Apr. 7, 1983; Quebec, Apr. 4, 1984

**Most Shots on Goal by Both Teams in One Period:** 35 - vs. Montreal, Apr. 9, 1991 (second)  
**Most Penalty Minutes:** 121  
 - vs. Boston, Apr. 9, 1988

**Most Penalty Minutes by Opponent:** 105  
 - vs. Boston, Apr. 9, 1988  
**Most Penalty Minutes, Buffalo and Opponent:** 226 - vs. Boston, Apr. 9, 1988

**Fastest Two Goals, One Player:** :27  
 - Pierre Turgeon at Boston, Apr. 6, 1989.  
**Fastest Two Goals Against, One Player:** :27 - Guy Lafleur of Montreal, May 1, 1975  
**Fastest Three Goals, One Player:** 12:37 - Dave Andreychuk vs. Quebec, Apr. 14, 1985.  
**Fastest Three Goals Against, One Player:** 13:40 - Barry Pederson of Boston, Apr. 8, 1982

**Fastest Two Goals:** :14 - Mike Foligno & Sean McKenna vs. Quebec, Apr. 5, 1984  
**Fastest Two Goals Against:** :08 - Eric Desjardins & Stephane Richer of Montreal, Apr. 9, 1991.  
**Fastest Two Goals, Both Teams:** :05  
 - Gil Perreault of Buffalo and Jim Hamilton of Pittsburgh, Apr. 14, 1979  
**Fastest Three Goals:** 1:48 - Randy Wood, Dave Hannan and Bob Corkum vs. Boston, Apr. 29, 1992  
**Fastest Three Goals Against:** 1:19 - Russ Courtnall (2) & Mathieu Schneider of Montreal, Apr. 3, 1991.  
**Fastest Three Goals, Both Teams:** :36  
 - Eric Desjardins and Stephane Richer of Montreal and Benoit Hogue of Buffalo, Apr. 9, 1991

**Fastest Four Goals:** 6:38  
 (Apr. 29, 1992 vs. Boston)  
**Fastest Four Goals Against:** 2:52  
 (Apr. 3, 1991 by Montreal)  
**Fastest Four Goals, Both Teams:** 2:38  
 (Apr. 9, 1991 vs. Montreal)  
**Fastest Five Goals:** 14:37  
 (Apr. 20, 1975 at Chicago)  
**Fastest Five Goals Against:** 9:31  
 (Apr. 3, 1991 by Montreal)  
**Fastest Five Goals, Both Teams:** 7:08  
 (Apr. 9, 1991 vs. Montreal)

**Fastest Goal from Opening Face-off:** 1:06  
 - Gil Perreault vs. Montreal, Apr. 5, 1973  
**Fastest Opponents' Goal from Opening Face-off:** :32 - Guy Lapointe of Montreal, Apr. 27, 1975

**Shortest Overtime Game:** 60:22  
 - Minnesota's Steve Payne scored the winning goal on Apr. 16, 1981  
**Longest Overtime Game:** 81:20  
 - N.Y. Islanders' Bob Nystrom scored the winning goal on May 1, 1980

## *Sabres'* OVERTIME HISTORY IN PLAYOFFS

**April 10, 1973** - Buffalo defeated Montreal 3-2 on goal by Rene Robert at 9:18.

**April 17, 1975** - Chicago defeated Buffalo 5-4 on goal by Stan Mikita at 2:31.

**April 27, 1975** - Buffalo defeated Montreal 6-5 on goal by Danny Gare at 4:42.

**May 6, 1975** - Buffalo defeated Montreal 5-4 on goal by Rene Robert at 5:56.

**May 20, 1975** - Buffalo defeated Philadelphia 5-4 on goal by Rene Robert at 18:29.

**April 8, 1976** - Buffalo defeated St. Louis 3-2 on goal by Danny Gare at 11:43.

**April 9, 1976** - Buffalo defeated St. Louis 2-1 on goal by Don Luce at 14:27.

**April 13, 1976** - Buffalo defeated N.Y. Islanders 3-2 on goal by Danny Gare at 14:04.

**April 13, 1978** - N.Y. Rangers defeated Buffalo 4-3 on goal by Don Murdoch at 1:37.

**April 14, 1979** - Pittsburgh defeated Buffalo 4-3 on goal by George Ferguson at :47.

**May 1, 1980** - N.Y. Islanders defeated Buffalo 2-1 on goal by Bob Nystrom at 21:20.

**April 8, 1981** - Buffalo defeated Vancouver 3-2 on goal by Alan Haworth at 5:00.

**April 16, 1981** - Minnesota defeated Buffalo 4-3 on goal by Steve Payne at :22.

**April 20, 1981** - Buffalo defeated Minnesota 5-4 on goal by Craig Ramsay at 16:32.

**April 24, 1983** - Boston defeated Buffalo 3-2 on goal by Brad Park at 1:52.

**April 10, 1988** - Buffalo defeated Boston 6-5 on goal by John Tucker at 5:32.


**April 9, 1990** - Montreal defeated Buffalo 2-1 on goal by Brian Skrudland at 12:35.

**April 11, 1991** - Montreal defeated Buffalo 4-3 on goal by Russ Courtnall at 5:56.

**April 21, 1992** - Boston defeated Buffalo 3-2 on goal by Adam Oates at 11:14.

**April 25, 1992** - Boston defeated Buffalo 5-4 on goal by Ted Donato at 2:08.

Sabres are 10-10 in overtime games during the playoffs (8-4 at home and 2-6 on road). Overtime goals have ended a Sabres' playoff series three times (April 9, 1976, April 14, 1979 and April 24, 1983).



## ROAD TO THE STANLEY CUP

### PRINCE OF WALES CONFERENCE

<b>PATRICK DIVISION</b>	<b>ADAMS DIVISION</b>
Team 2 Team 1 vs. vs. Team 3 Team 4	Team 2 Team 1 vs. vs. Team 3 Team 4

### CLARENCE CAMPBELL CONFERENCE

<b>NORRIS DIVISION</b>	<b>SMYTHE DIVISION</b>
Team 2 Team 1 vs. vs. Team 3 Team 4	Team 2 Team 1 vs. vs. Team 3 Team 4

DIVISION  
SEM-FINALS  
BEST-OF-SEVEN  
SERIES

DIVISION FINALS  
BEST-OF-SEVEN  
SERIES

PRINCE  
OF WALES  
CONFERENCE  
CHAMPIONSHIP  
BEST-OF-SEVEN  
SERIES

CLARENCE  
CAMPBELL  
CONFERENCE  
CHAMPIONSHIP  
BEST-OF-SEVEN  
SERIES

STANLEY CUP  
CHAMPIONSHIP  
BEST-OF-SEVEN SERIES

STANLEY CUP  
CHAMPION



Back Check



Fore Check



Quality Checkd®



Hip Check



Body Check



Bounced Check



Quality Checkd®



A Crushing Check



Missed His Check



Quality Checkd®



# Wendy's Dairy

DIVISION OF NIAGARA MILK COOPERATIVE INC.

Serving the Niagara Frontier with the finest Dairy Foods for over 50 years.

PHONE 283-8741 692-6543



# AMERICANS

R o c h e s t e r



# Rochester Americans' DIRECTORY

**Chairman of the Board**  
Lawrence Lovejoy

**General Manager**  
Randy Scott

**Head Coach**  
John Van Boxmeer

**Assistant Coach**  
Terry Martin

**Director of Public Relations/Broadcaster**  
Don Stevens

**Director of Media Relations**  
Jeff Holbrook

**Director of Marketing**  
Joe Baumann

**Director of Sales**  
Tony Gentile

**Account Executive**  
Chris Palin

**Executive Assistant**  
Michele Butz

**Athletic Trainer**  
Kent Weisbeck

**Equipment Manager**  
Pete Rogers

**Executive Offices**  
War Memorial Aud.  
100 Exchange St. Rochester,  
NY 14614

**Telephone/Executive Offices**  
(716) 454-5335

**Home Ice**  
War Memorial Aud.

**Dimensions of Rink**  
197 feet by 85 feet

**Seating Capacity**  
6,973

**Location of Press Box**  
Above Sections 2-9

**Telephone/Press Box**  
(716) 546-1302

**Club Colors**  
Red, White and Blue

**Uniforms**  
Home: Base - White  
Trim - Blue & Red  
Road: Base - Blue  
Trim - White & Red

**Telephone/Hotline**  
(716) 454-1033

**Ticket Prices**  
\$12.00 and \$10.00

**Game Times**  
See schedule

**Radio Stations**  
WBBF 950 AM  
WGMC 90.1 FM  
WBFR 90.5 FM

**Television Station**  
WGRC-TV (Ch. 9)



# JOHN VAN BOXMEER



**Head Coach**

Despite having played parts of his NHL career in three other cities, John Van Boxmeer is very much a part of the Buffalo Sabres organization, past and present. The former NHL defenseman played for Buffalo, made two appearances with AHL affiliate Rochester, coached the Americans, was "called up" to the parent team for two seasons as the Sabres' Associate Coach, and now heads back down the thruway again to take over as Amerks' bench boss.

Previously, "Boxy" coached five full seasons and part of a sixth with the Amerks, taking two of those clubs to the Calder Cup Finals, one of which emerged a winner. His tenure in Rochester is still the longest continuous stretch in the club's history, and his 226 career victories there rank second by just 35 to Joe Crozier's mark. He is one of only three men to guide the Amerks to an AHL championship. Van Boxmeer posted a .554 career winning percentage.

With the parent Sabres, Boxy began his relationship as a defenseman in 1979-80. A member of the 1975-76 Stanley Cup Champion Montreal Canadiens, John's productivity flourished with Buffalo. Despite playing just four full seasons with the Sabres, he scored more than half of his NHL career goals here. Handing out the assists also helped him to successful point totals, one of which (69 in 1980-81) was a team record for points in a season by a defenseman until Phil Housley notched one more in '88-'89. Van Boxmeer's NHL career began when he was tapped in the first round of the 1972 Entry Draft by the Canadiens.

John, his wife Judy, and children Ashley and Henry make their home in East Amherst. John likes to play golf in the off-season.


**Playing Record**

SEASON CLUB	LEAGUE	REGULAR SEASON					PLAYOFFS				
		GP	G	A	PTS	PIM	GP	G	A	PTS	PIM
1972-73	Nova Scotia.....AHL	76	5	29	34	139	13	1	6	7	26
1973-74	Nova Scotia.....AHL	47	8	20	28	78	—	—	—	—	—
	Montreal.....NHL	20	1	4	5	18	1	0	0	0	0
1974-75	Montreal.....NHL	9	0	2	2	0	—	—	—	—	—
	Nova Scotia.....AHL	43	4	13	17	68	6	1	3	4	9
1975-76	Montreal.....NHL	46	6	11	17	31	—	—	—	—	—
1976-77	Montreal.....NHL	4	0	1	1	0	—	—	—	—	—
	Colorado.....NHL	41	2	11	13	32	—	—	—	—	—
1977-78	Colorado.....NHL	80	12	42	54	87	2	0	1	1	2
1978-79	Colorado.....NHL	76	9	34	43	46	—	—	—	—	—
1979-80	Buffalo.....NHL	80	11	40	51	55	14	3	5	8	12
1980-81	Buffalo.....NHL	80	18	51	69	69	8	1	8	9	7
1981-82	Buffalo.....NHL	69	14	54	68	62	4	0	1	1	6
1982-83	Buffalo.....NHL	65	6	21	27	53	9	1	0	1	10
1983-84	Quebec.....NHL	18	5	3	8	12	—	—	—	—	—
	Fredericton.....AHL	45	10	34	44	48	7	2	5	7	8
1984-85	Rochester.....AHL	2	0	0	0	2	—	—	—	—	—
NHL TOTALS		588	84	274	358	465	38	5	15	20	37
TOTALS AS A SABRE		294	49	166	215	239	35	5	14	19	35

# MARTIN

Terry

**Assistant Coach**



After playing in five cities over the final three years of his playing career, Terry Martin has finally settled in in the city of Rochester, where he returns for another season as assistant coach - this time to John Van Boxmeer, again. He did the same with Boxy and with now Sabres Assistant Coach Don Lever in the Amerks' most recent Calder Cup Final defeats. Last year Martin, another ex-Sabre, helped Rochester to the Semi-Finals.

Martin began his relationship with the Sabres in 1975-76 after having been selected as the team's third round draft choice in '75. He then headed north after being taken by Quebec in the 1979 Expansion Draft, and also went on to play with Toronto, Edmonton and Minnesota. His best season came in 1981-82, when he scored 25 goals with 24 assists. The Barrie, Ontario native went on to coach the Toronto Marlboros of the OHL for two seasons before joining the Amerks.

Terry and his wife, Nancy, have a daughter, Tracy. He likes to play golf in the off-season.

**Playing Record**

SEASON	CLUB	LEAGUE	REGULAR SEASON					PLAYOFFS				
			GP	G	A	PTS	PIM	GP	G	A	PTS	PIM
1973-74	London	OHA	63	33	24	57	38	--	--	--	--	--
1974-75	London	OHA	70	43	57	100	118	--	--	--	--	--
1975-76	Buffalo	NHL	1	0	0	0	0	--	--	--	--	--
	Charlotte	SNL	25	12	10	22	30	--	--	--	--	--
1976-77	Hershey	AHL	19	3	6	9	18	--	--	--	--	--
	Buffalo	NHL	62	11	12	23	8	3	0	2	2	5
1977-78	Hershey	AHL	12	1	4	5	12	--	--	--	--	--
	Buffalo	NHL	21	3	2	5	9	8	2	0	2	5
1978-79	Hershey	AHL	4	2	1	3	2	--	--	--	--	--
	Buffalo	NHL	64	6	8	14	33	--	--	--	--	--
1979-80	Quebec	NHL	3	0	0	0	0	--	--	--	--	--
	Toronto	NHL	37	6	15	21	2	3	2	0	2	7
	Syracuse	AHL	18	9	9	18	6	--	--	--	--	--
	New Brunswick	AHL	3	0	1	1	0	--	--	--	--	--
1980-81	Toronto	NHL	69	23	14	37	32	3	0	0	0	0
1981-82	Toronto	NHL	72	25	24	49	39	--	--	--	--	--
1982-83	Toronto	NHL	76	14	13	27	28	4	0	0	0	9
1983-84	Toronto	NHL	63	15	10	25	51	--	--	--	--	--
1984-85	Edmonton	NHL	4	0	2	2	0	--	--	--	--	--
	Nova Scotia	AHL	28	17	11	28	4	--	--	--	--	--
	Minnesota	NHL	7	1	1	2	0	--	--	--	--	--
1985-86	Springfield	AHL	72	19	22	41	17	--	--	--	--	--
1986-87	Newmarket	AHL	72	8	7	15	8	--	--	--	--	--
NHL TOTALS			479	104	101	205	202	21	4	2	6	26
TOTALS AS A SABRE			148	20	22	42	50	11	2	2	4	10

Support Our Community,  
Buy...

**DUNN HIRE**

VALUE • QUALITY • INTEGRITY

A Western New York original...

Locally owned and operated

offering the lowest prices on

Buffalo's own  **DUNLOP** tires.

 **DUNLOP**



With National Headquarters  
and Plant Facilities in Western New York

## Rochester Americans' 1991-92 REGULAR SEASON SCORING

NO.	PLAYER	GP	G	A	PTS	+/-	PIM	PP	SH	GW	S	PCTG
12	Peter Ciavaglia	77	37	61	98	0	16	16	3	6	201	18.4
9	Jody Gage	67	40	40	80	6	54	19	0	4	264	15.2
23	Jiri Sejba	59	27	31	58	1	36	12	0	5	131	20.6
10	Jason Winch	73	23	35	58	8	24	9	0	2	156	14.7
25	Lou Franceschetti (Roc.)	49	15	25	40	6	64	2	1	4	71	21.1
	(N.H.)	25	6	7	13	—	59	0	1	0	—	—
	(Tot.)	74	21	32	53	—	123	2	2	4	—	—
27	Dan Frawley	78	28	23	51	4	208	12	0	5	188	14.9
2	Greg Brown	56	8	30	38	-4	25	2	0	0	137	5.8
5	Don McSween	75	6	32	38	17	60	2	1	0	146	4.1
14	Brad Rubachuk	70	18	16	34	-12	201	4	1	0	133	13.5
22	Lindy Ruff	62	10	24	34	5	110	1	0	1	146	6.8
35	Bill Houlder	42	8	26	34	-13	16	5	0	3	143	5.6
21	Chris Snell	65	5	27	32	10	66	2	0	1	150	3.3
26	Darcy Loewen	73	11	20	31	3	193	0	1	2	128	8.6
19	Bob Corkum	52	16	12	28	-2	47	5	2	1	162	9.9
7	Steve Ludzik	45	6	22	28	5	88	4	0	0	113	5.3
11	Joel Savage	59	8	14	22	-1	39	2	0	1	107	7.4
17	Dave Baseggio	29	5	11	16	-6	14	2	0	0	51	9.8
18	Ian Boyce	20	5	8	13	14	4	0	0	0	33	15.2
15	Sean O'Donnell	73	4	9	13	13	193	0	0	1	76	5.3
44	Rick Vaive	12	4	9	13	0	4	1	0	0	45	8.9
20	Keith Carney	24	1	10	11	3	2	0	0	0	34	2.9
16	Ed Zawatsky	14	4	6	10	2	2	1	0	1	21	19.0
33	David Littman	60	0	5	5	—	8	0	0	0	0	.0
34	Brad Miller	27	0	4	4	-7	113	0	0	0	39	.0
3	David DiVita	25	1	2	3	-6	59	0	0	0	11	9.1
29	Brian Curran	36	0	3	3	-4	122	0	0	0	23	.0
16	Andy Pritchard	2	1	0	1	-1	0	0	0	0	4	25.0
4	Steve Smith	3	1	0	1	-2	0	1	0	0	14	7.1
25	Peter Ambroziak	2	0	1	1	-1	0	0	0	0	3	.0
31	Tom Draper	9	0	1	1	—	0	0	0	0	0	.0
32	Bob Fleming	5	0	0	0	-1	29	0	0	0	0	.0
8	Kevin Haller	4	0	0	0	2	18	0	0	0	0	.0
20	Tony Iob	1	0	0	0	-1	0	0	0	0	0	.0
30	John Bradley	6	0	0	0	—	2	0	0	0	0	.0
31	Clint Malarchuk	2	0	0	0	—	2	0	0	0	0	.0
31	Daren Puppa	2	0	0	0	—	2	0	0	0	0	.0
1	Bill Pye	8	0	0	0	—	0	0	0	0	0	.0

NO.	GOALTENDER	GP	MIN	AVG	W	L	T	EN	SO	GA	SA	SPCT.
31	Clint Malarchuk	2	20	1.50	2	0	0	0	1	3	57	.947
1	Bill Pye	8	331	2.72	1	4	0	2	0	15	140	.893
33	David Littman	60	3498	2.95	28	20	9	6	3	172	1729	.901
30	John Bradley	6	248	3.15	2	2	1	0	1	13	98	.867
31	Tom Draper	9	531	3.16	4	3	2	0	0	28	242	.864
31	Daren Puppa	2	119	4.54	0	2	0	0	0	9	53	.830
	Totals	80	4871	3.05	37	31	12	8	5	240	2319	.893

## 1991-92 AHL REGULAR SEASON STANDINGS

SOUTH	GP	W	L	T	PTS	GF	GA
Binghamton	80	41	30	9	91	318	277
Rochester	80	37	31	12	86	292	248
Hershey	80	36	33	11	83	313	337
Utica	80	34	40	2	74	325	346
Baltimore	80	28	42	10	66	287	320

NORTH	GP	W	L	T	PTS	GF	GA
Springfield	80	43	29	8	94	308	277
Adirondack	80	40	36	4	84	335	309
New Haven	80	39	37	4	82	305	309
Capital District	80	32	37	11	75	261	289
Maine	80	23	47	10	56	296	352

ATLANTIC	GP	W	L	T	PTS	GF	GA
Fredericton	80	43	27	10	96	314	254
St. John's	80	39	29	12	90	325	285
Cape Breton	80	36	34	10	82	336	330
Moncton	80	32	36	10	74	285	299
Halifax	80	25	38	17	67	280	324

## 1991-92 AHL SCORING LEADERS

NAME AND TEAM	GP	G	A	PTS
Shaun Van Allen, Cape Breton	77	25	84	113
Tim Tookey, Hershey	80	36	89	105
Stan Drulia, New Haven	77	49	53	102
Peter Ciavaglia, Rochester	77	37	61	98
John Anderson, New Haven	68	41	54	93
Andrew McKim, St. John's	79	43	50	93
Greg Parks, Capital District	70	36	57	93
Dan Currie, Cape Breton	66	50	42	92
Simon Wheeldon, Baltimore	78	38	53	91
Chris Tancill, Adirondack	67	48	41	89

## 1991-92 AHL ALL-STARS

FIRST TEAM	POSITION	SECOND TEAM
Felix Potvin, St. John's	Goal	David Littman, Rochester
Greg Hawgood, Cape Breton	Defense	Joel Quenneville, St. John's
Shawn Evans, Springfield	Defense	Stephane Richer, Fredericton
Shaun Van Allen, Cape Breton	Center	Tim Tookey, Hershey
Chris Tancill, Adirondack	Right Wing	Stan Drulia, New Haven
John Anderson, New Haven	Left Wing	Don Currie, Cape Breton

**Les Cunningham Award (MVP):** John Anderson, New Haven  
**Eddie Shore Award (Top Defenseman):** Greg Hawgood, Cape Breton  
**"Red" Garrett Award (Rookie of the Year):** Felix Potvin, St. John's  
**Fred Hunt Award (Sportsmanship & Dedication):** John Anderson, New Haven

## Rochester Americans' 1992 PLAYOFF SCORING STATISTICS

NO.	NAME	GP	G	A	PTS	PIM	PP	SH	GW	SHOT	+-
9	Jody Gage	16	5	9	14	10	2	0	1	48	-2
27	Dan Frawley	16	7	5	12	35	0	0	3	50	+3
35	Bill Houlder	16	5	6	11	4	3	0	1	55	+0
5	Don McSween	16	5	6	11	18	0	0	1	25	+9
44	Rick Vaive	16	4	4	8	10	1	0	0	45	-3
25	Lou Franceschetti	15	3	5	8	31	1	0	0	30	+4
10	Jason Winch	12	2	6	8	0	1	0	0	14	-3
12	Peter Ciavaglia	6	2	5	7	6	1	0	0	15	+0
2	Greg Brown	15	1	5	6	4	1	0	0	37	+0
19	Bob Corkum	8	0	6	6	8	0	0	0	21	+2
14	Brad Rubachuk	13	4	0	4	19	3	0	0	29	-7
18	Ian Boyce	16	3	1	4	0	0	1	1	29	-1
22	Lindy Ruff	13	0	4	4	16	0	0	0	29	-1
21	Chris Snell	10	2	1	3	6	1	0	1	20	-1
7	Steve Ludzik	14	2	1	3	8	1	0	0	27	+4
15	Sean O'Donnell	16	1	2	3	21	0	0	0	7	-3
11	Joel Savage	9	2	0	2	8	0	0	1	9	-1
20	Keith Carney	2	0	2	2	0	0	0	0	1	-2
26	Darcy Loewen	4	0	1	1	8	0	0	0	5	+1
8	Scott Thomas	9	0	1	1	17	0	0	0	10	-3
23	Jiri Sejba	2	0	0	0	0	0	0	0	2	-4
34	Brad Miller	11	0	0	0	61	0	0	0	15	-5
33	David Littman	15	0	0	0	4	0	0	0	0	—
30	John Bradley	1	0	0	0	0	0	0	0	0	—
1	Bill Pye	1	0	0	0	0	0	0	0	0	—

NO.	GOALIE	GP	MIN	GAA	W	L	EN	SO	GA	SAVE	PCT.
1	Bill Pye	1	60	2.00	1	0	0	0	2	28	.933
33	David Littman	15	878	2.87	8	7	2	1	42	390	.903
30	John Bradley	1	20	6.00	0	0	0	0	2	8	.800
Team Totals		16	962	2.99	9	7	2	1	46	426	.899

Period Scoring:	1	2	3	OT	TOT	Period Shots:	1	2	3	OT	TOT
Americans	17	14	16	1	48	Americans	186	183	151	3	523
Opponents	14	17	16	1	48	Opponents	147	174	152	1	474

Home Record: 5-3

Power Play: 15 of 78 - 19.2%

## AHL 1992 PLAYOFF REVIEW

### Quarter-Finals

Moncton defeated Fredericton four games to three.

St. John's defeated Cape Breton four games to one.

Springfield defeated Capital District four games to three.

Adirondack defeated New Haven four games to one.

Binghamton defeated Utica four games to none.

Rochester defeated Hershey four games to two.

### Divisional Finals

St. John's defeated Moncton four games to none.

Adirondack defeated Springfield four games to none.

### Mini-Series

Adirondack defeated Rochester two games to one.

### Calder Cup Finals

Adirondack defeated St. John's four games to three.

### Jack Butterfield Trophy Winner (M.V.P. of Playoffs):

Alan Bester, Adirondack

## Americans' TEAM SEASON RECORDS

CATEGORY	OVERALL	HOME	AWAY
Points - Most	101 (twice)	64 (87-88)	46 (90-91)
- Least	52 (69-70)	37 (69-70)	10 (62-63)
Wins - Most	48 (64-65)	30 (87-88)	21 (twice)
- Least	18 (69-70)	14 (69-70)	4 (twice)
Losses - Most	42 (twice)	18 (78-79)	30 (62-63)
- Least	21 (twice)	4 (65-66)	13 (twice)
Ties - Most	16 (69-70)	9 (69-70)	8 (4 times)
- Least	2 (twice)	0 (twice)	1 (3 times)

**Goals Scored** - 389 (82-83)

**Fewest Goals Scored** - 205 (57-58)

**Goals Against** - 349 (78-79)

**Fewest Goals Against** - 199 (twice)

**Most Scoring Points**: 1043 (82-83)

**Most Power-Play Goals**: 102 (89-90)

**Most Short-handed Goals**: 19 (82-83, 88-89, 89-90)

**Most Penalty Minutes**: 2356 (88-89)

**Most 20 Goal Scorers**: 8 (73-74, 77-78, 82-83)

**Most 30 Goal Scorers**: 5 (65-66, 81-82, 82-83)

**Most 40 Goal Scorers**: 3 (74-75, 82-83, 89-90)

**Longest Winning Streak**:

11 (Oct. 11 - Nov. 2, 1984)

**Longest Home Winning Streak**:

15 (Jan. 17 - Mar. 26, 1965)

**Longest Unbeaten Streak**:

14 (1965-66 - 13-0-1)

**Longest Losing Streak**:

10 (Feb. 6 - 21, 1981; Oct. 7-29, 1988)

**Longest Winless Streak**:

14 (Mar. - Apr., 1970 - 0-10-4)

## Americans' TEAM GAME RECORDS

### Most Goals:

14 (vs. Cleveland, Nov. 24, 1966)

### Most Goals on Road:

10 (vs. Springfield, Apr. 1, 1972; vs. Fredericton, Nov. 24, 1981; vs. Maine, Dec. 29, 1982)

### Most Assists:

25 (vs. St. Catharines, Apr. 7, 1985)

### Most Points:

38 (vs. St. Catharines, Apr. 7, 1985)

### Most Goals - Both Teams:

20 (Rochester 14, Cleveland 6 - Nov. 24, 1966)

### Greatest Winning Margin:

12 (Rochester 13, New Haven 1 - Jan. 17, 1975)

### Greatest Losing Margin:

12 (Providence 15, Rochester 3 - Feb. 13, 1972; Nova Scotia 13, Rochester 1 - Feb. 15, 1980; Baltimore 12, Rochester 0 - Nov. 23, 1984)

### Highest Tie Score:

8-8 (Nov. 11, 1962 vs. Springfield)

### Scoreless Ties:

Nov. 7, 1964 vs. Buffalo; Mar. 31, 1967 vs. Pittsburgh; Feb. 26, 1971 vs. Baltimore; Feb. 11, 1972 vs. Richmond; Jan. 27, 1974 vs. Virginia; Nov. 20, 1991 at Halifax.

### Amerk Fact

The Amerks' Hotline has the latest news on the team and the rest of the American Hockey League. It can be called 24 hours per day. The number is (716) 454-1033.





## Rochester Americans' CAREER LEADERS - 1956-92

### GAMES PLAYED

Dick Gamble .....	571
Norm Armstrong .....	566
Darryl Sly .....	517
Stan Smrke .....	513
Jody Gage .....	499
Bronco Horvath .....	473
Gerry Ehman .....	465
Les Duff .....	399
Don Cherry .....	390
Jim Jackson .....	360

### GOALS

Dick Gamble .....	300
Jody Gage .....	286
Gerry Ehman .....	237
Bronco Horvath .....	199
Stan Smrke .....	197
Geordie Robertson .....	164
Norm Armstrong .....	164
Mal Davis .....	155
Bob Mongrain .....	153
Jim Pappin .....	134
Barry Merrell .....	134

### ASSISTS

Bronco Horvath .....	343
Jody Gage .....	299
Gerry Ehman .....	283
Dick Gamble .....	265

Stan Smrke .....	239
Geordie Robertson .....	231
Norm Armstrong .....	228
Jim Jackson .....	205
Barry Merrell .....	187
Bob Mongrain .....	186

### POINTS

Jody Gage .....	585
Dick Gamble .....	565
Bronco Horvath .....	542
Gerry Ehman .....	520
Stan Smrke .....	436
Geordie Robertson .....	395
Norm Armstrong .....	392
Bob Mongrain .....	339
Barry Merrell .....	321
Ron Carwasiuk .....	308

### PENALTY MINUTES

Jim Hofford .....	1,212
Norm Armstrong .....	983
Rob Ray .....	781
Chris Langevin .....	750
Kevin Kerr .....	680
Ron Garwasiuk .....	655
Brad Miller .....	638
Ray Maluta .....	608
Lou Crawford .....	589
Scott Metcalfe .....	573

### Amerk Fact

The 1991-92 Rochester Americans led the American Hockey League in attendance for the 10th straight season. Here are the numbers for the past several seasons:

1991-92 - 242,820	1980-81 - 165,307
1990-91 - 255,470	1979-80 - 166,936
1989-90 - 260,277	1978-79 - 141,923
1988-89 - 255,776	1977-78 - 186,120
1987-88 - 254,601	1976-77 - 172,722
1986-87 - 242,112	1975-76 - 180,899
1985-86 - 243,142	1974-75 - 209,371
1984-85 - 255,585	1973-74 - 201,428
1983-84 - 220,866	1972-73 - 197,151
1982-83 - 218,720	1971-72 - 138,886
1981-82 - 197,345	1970-71 - 146,074

## Rochester Americans 1992-93 Schedule

HOME		AWAY	
Sun., Oct. 11 vs. Utica		Fri., Oct. 9 vs. Hamilton	
Fri., Oct. 16 vs. Baltimore		Sat., Oct. 17 vs. Binghamton	
Fri., Oct. 23 vs. Providence		Sat., Oct. 24 vs. Capital District	
Sun., Oct. 25 vs. Binghamton		Thu., Oct. 29 vs. Hamilton	
Sun., Nov. 1 vs. Binghamton		Sat., Oct. 31 vs. Utica	
Fri., Nov. 6 vs. Utica		Thu., Nov. 12 vs. Fredericton	
Sun., Nov. 8 vs. Baltimore		Sun., Nov. 15 vs. Cape Breton	
Wed., Nov. 25 vs. St. John's		Wed., Nov. 18 vs. Halifax	
Fri., Nov. 27 vs. Hershey		Fri., Nov. 20 vs. St. John's	
Sun., Nov. 29 vs. St. John's		Sat., Nov. 21 vs. St. John's	
Wed., Dec. 9 vs. Fredericton		Sun., Nov. 22 vs. Moncton	
Fri., Dec. 11 vs. Springfield		Sat., Nov. 28 vs. Utica	
Sun., Dec. 13 vs. Utica		Fri., Dec. 4 vs. Utica	
Fri., Dec. 18 vs. Utica		Sat., Dec. 5 vs. Hershey	
Sun., Dec. 20 vs. Baltimore		Sat., Dec. 19 vs. Utica	
Sun., Dec. 27 vs. Capital District		Sat., Dec. 26 vs. Hamilton	
Wed., Dec. 30 vs. Hamilton		Fri., Jan. 1 vs. Baltimore	
Sun., Jan. 3 vs. Binghamton		Sat., Jan. 2 vs. Baltimore	
Wed., Jan. 13 vs. Capital District		Thu., Jan. 7 vs. Hamilton	
Fri., Jan. 15 vs. Utica		Fri., Jan. 8 vs. Binghamton	
Sun., Jan. 24 vs. Hershey		Sat., Jan. 16 vs. Binghamton	
Wed., Jan. 27 vs. Hamilton		Fri., Jan. 22 vs. Springfield	
Sun., Jan. 31 vs. Baltimore*		Sat., Jan. 23 vs. Hershey	
Fri., Feb. 5 vs. Hershey		Thu., Jan. 28 vs. Hamilton	
Sun., Feb. 7 vs. Baltimore		Fri., Jan. 29 vs. Binghamton	
Fri., Feb. 12 vs. Hershey		Wed., Feb. 3 vs. Utica	
Wed., Feb. 17 vs. Binghamton		Sat., Feb. 6 vs. Hershey	
Fri., Feb. 19 vs. Binghamton		Sat., Feb. 13 vs. Binghamton	
Wed., Feb. 24 vs. Moncton		Sun., Feb. 14 vs. New Haven	
Fri., Feb. 26 vs. Utica		Sat., Feb. 20 vs. Hershey	
Sun., Feb. 28 vs. Hershey		Fri., Mar. 5 vs. Providence	
Sun., Mar. 7 vs. Hamilton**		Tue., Mar. 9 vs. Utica	
Fri., Mar. 12 vs. Hamilton		Sat., Mar. 13 vs. Adirondack	
Sun., Mar. 14 vs. Binghamton		Fri., Mar. 19 vs. Baltimore	
Fri., Mar. 26 vs. Hamilton		Sat., Mar. 20 vs. Baltimore	
Sun., Mar. 28 vs. New Haven		Sun., Mar. 21 vs. Capital District	
Wed., Mar. 31 vs. Cape Breton		Sat., Mar. 27 vs. Hershey	
Sun., Apr. 4 vs. Adirondack*		Fri., Apr. 2 vs. Binghamton	
Wed., Apr. 7 vs. Halifax		Sat., Apr. 10 vs. Adirondack	
Fri., Apr. 9 vs. Adirondack		Sun., Apr. 11 vs. Baltimore	

### HOME STARTING TIMES:

Wednesday and Friday:

Sunday:

\*Sun., Jan. 31 and Sun., Apr. 4:

\*\*Sun., Mar. 7:


7:35 p.m.

7:05 p.m.

2:05 p.m.

1:05 p.m.

# TIME OUT



## For Marine's "Extra Effort" Kids.

When the Sabres take a break, our kids will be taking to the ice. Marine Midland Bank is proud to be sponsoring the Youth Exhibition Hockey Games because we're convinced that today's team players will become tomorrow's winners.

So go ahead kids, show your stuff! We're with you all the way from your first face-off to your final goals.



member HSBC  group

© 1992 Marine Midland Bank, N.A.

178

# Radio-Television INFORMATION

The Sabres' radio-television status for the 1992-93 season has been slightly altered from that of last year.

On television, a total of 30 of Buffalo's road games will now be broadcast on WUTV, Fox 29 in Buffalo, while 30 home games will be shown on cable through Niagara Frontier Sports Productions. John Gurtler will do the play-by-play. Previously the team's Director of Public Relations, Gurtler took over the duties behind the microphone midway through the '91-'92 season. His background also features both roles while with the Rochester Americans. Gurtler also performed broadcasting duties in Colorado on local sportscasts.

Former Sabre forward Jim ("Batman") Lorentz will handle the color commentary duties. He has worked on the Buffalo broadcasts since 1981.

On radio, WGR (AM-550) will be broadcasting all Sabres' games, home and away. Rick Jeanneret will serve as the announcer for all of the games. Jeanneret enters his 22nd season as a Buffalo broadcaster. He is expected to be joined by WGR's Barry Buetel who, along with former Sabre captain Danny Gare, rounded out the radio broadcast trio last season.

The radio broadcasts will be heard on a network of stations throughout the area. We suggest you check your local listings to see when Sabre games are carried in your area.

## WUTV Fox 29

DAY	DATE	OPPONENT	TIME
Saturday	October 10	Hartford	7:30
Tuesday	October 13	Pittsburgh	7:30
Saturday	October 17	Washington	7:30
Wednesday	October 28	Toronto	7:30
Saturday	October 31	Ottawa	8:00
Monday	November 2	N.Y. Rangers	7:30
Saturday	November 14	N.Y. Islanders	7:30
Tuesday	November 17	Pittsburgh	7:30
Sunday	November 22	Philadelphia	7:00
Monday	November 30	Montreal	7:30
Monday	December 7	Quebec	7:30
Saturday	December 12	Hartford	7:30
Monday	December 14	Boston	7:30
Saturday	December 19	Montreal	8:00
Wednesday	January 6	Hartford	7:30
Tuesday	January 12	Boston	7:30
Tuesday	January 26	Philadelphia	7:30
Wednesday	February 10	Winnipeg	8:30
Wednesday	February 17	Hartford	7:30
Friday	February 19	New Jersey	7:30
Saturday	February 27	Montreal	8:00
Wednesday	March 3	N.Y. Rangers	7:30
Saturday	March 13	Hartford	1:30
Tuesday	March 16	St. Louis	8:30
Saturday	March 20	Tampa Bay	1:30
Monday	March 22	Montreal	7:30
Thursday	March 25	Chicago	8:30
Tuesday	March 30	Washington	7:30
Saturday	April 3	Boston	1:30
Saturday	April 10	Detroit	1:00

Member FDC

## EMPIRE SPORTS NETWORK

DAY	DATE	OPPONENT	TIME
Thursday	October 8	Quebec	7:30
Friday	October 16	Tampa Bay	7:30
Wednesday	October 21	Chicago	7:30
Friday	October 23	San Jose	7:30
Wednesday	November 11	Boston	7:30
Wednesday	November 25	Quebec	7:30
Friday	December 4	N.Y. Islanders	7:30
Sunday	December 6	New Jersey	7:00
Wednesday	December 9	Boston	7:30
Friday	December 11	Hartford	7:30
Sunday	December 20	Toronto	7:00
Wednesday	December 23	Washington	7:30
Sunday	December 27	Pittsburgh	2:00
Thursday	December 31	N.Y. Rangers	7:30
Sunday	January 3	St. Louis	7:00
Friday	January 8	N.Y. Islanders	7:30
Wednesday	January 27	Washington	7:30
Friday	January 29	N.Y. Rangers	7:30
Sunday	February 14	Pittsburgh	7:00
Wednesday	February 24	Detroit	7:30
Friday	February 26	Montreal	7:30
Friday	March 5	Hartford	7:30
Sunday	March 14	Los Angeles	2:00
Wednesday	March 24	Boston	7:30
Sunday	March 28	Ottawa	7:00
Wednesday	March 31	New Jersey	7:30
Sunday	April 4	Boston	2:00
Sunday	April 11	Quebec	7:00
Tuesday	April 13	Montreal	7:30
Thursday	April 15	Philadelphia	7:30



# Tim Hortons.



## YOU'VE ALWAYS GOT TIME

Stop in any time for freshly baked goods  
and fresh hot Tim Hortons coffee.

- 1705 Niagara Falls Blvd., Amherst ..... 833-4233
- 1137 Bailey Ave., Buffalo ..... 893-8611
- 3515 Seneca St., West Seneca ..... 674-7960
- 5816 Transit Rd., Lockport ..... 433-3032
- 19000 Military Rd. (Factory Outlet Mall), Niagara Falls ... 298-4606



*Buffalo's  
Choice*

# GOOD NEIGHBOR

CHEVROLET

GEO

DEALERS

**ALLEGANY:WELLSVILLE**  
Hetzel Motors

**CATTARAUGUS:OLEAN**  
Meyer Barnard Chevrolet

**RANDOLPH**  
Lundgren Chevrolet

**CHAUTAUGUA:CLYMER**  
Cordia Chevrolet

**DUNKIRK**  
Dutch Bertges Chevrolet

**FREDONIA**  
Hank Bokman Chevrolet

**JAMESTOWN**  
Ed Shults Chevrolet

**WESTFIELD**  
LaPorte Chevrolet

**ERIE:ANGOLA**  
Catalano Motors

**BOSTON**  
Emerling Chevrolet

**BUFFALO**  
Mernan Chevrolet

**CHEEKTOWAGA**  
Keller Chevrolet

**CLARENCE**  
Sweeney Chevrolet

**COLLINS**  
Steve Baldo Chevrolet

**DEPEW**  
Joe Basil Chevrolet

**GRAND ISLAND**  
Calabro Chevrolet

**HAMBURG**  
Jack Adkins Chevrolet

**KENMORE**  
Paddock Chevrolet

**TONAWANDA**  
Flanigan Chevrolet

**ORCHARD PARK**  
Daniel's Chevrolet

**SPRINGVILLE**  
Johnson Boys Chevrolet

**WEST SENECA**  
Gilligly Chevrolet

**WILLIAMSVILLE**  
Glen Campbell Chevrolet

**McKEAN:BRADFORD, PA**  
Edmond Chevrolet

**PORT ALLEGANY**  
Bidwell Chevrolet

**NIAGARA:BARKER**  
Benjamin H. Frost & Son

**EDEN**  
West-Herr Chevrolet

**LOCKPORT**  
Dave Heinrich Chevrolet

**NIAGARA FALLS**  
Massaro Chevrolet

**RANSOMVILLE**  
Bob Krueger Chevrolet

**PERRY:PERRY**  
McCourg Chevrolet

**WYOMING:ARCADE**  
Martin Bros. Chevrolet

**WARSAW**  
Matson Motors

# THE HOME OF THE SABRES



**WGR** NEWS  
RADIO **55**


 Back Check

 Fore Check


 Quality Checkd®

 Hip Check

 Body Check

 Bounced Check

 Quality Checkd®

 A Crushing Check

 Missed His Check

 Quality Checkd®




**Wendt's Dairy**  
DIVISION OF NIAGARA MILK COOPERATIVE INC.



Serving the Niagara Frontier with the finest  
Dairy Foods for over 50 years

PHONE 283-8741 692-6543

# Drive-Thru Cleaners.



**A dirty intake system can rob you of power and performance.**

Dirty fuel injectors, intake valves or any other part of your fuel intake system can make your car sluggish and unresponsive. These are signs you should look for a Mobil sign.

**Drive away dirt and deposits from vital engine parts.**

Mobil Super Unleaded + gasoline is specially formulated to wash away dirt and deposits from intake valves as you drive, so your car can perform the way it was designed to.

**Same price for gas. Cash or credit.**

Whether you use cash or your Mobil credit card, you'll pay the same low price at participating Mobil stations.

**Mobil**

Super Unleaded + The Detergent Gasoline.

# TIME OUT

## For Marine's "Extra Effort" Kids.

When the Sabres take a break, our kids will be taking to the ice. Marine Midland Bank is proud to be sponsoring the Youth Exhibition Hockey Games because we're convinced that today's team players will become tomorrow's winners.

So go ahead kids, show your stuff! We're with you all the way from your first face-off to your final goals.



member HSBC  group

*Tim Hortons*



**YOU'VE ALWAYS GOT TIME**

Stop in any time for freshly baked goods  
and fresh hot Tim Hortons coffee.

- 1705 Niagara Falls Blvd., Amherst ..... 833-4233
- 1137 Bailey Ave., Buffalo ..... 893-8611
- 3515 Seneca St., West Seneca ..... 674-7960
- 5816 Transit Rd., Lockport ..... 433-3032
- 19000 Military Rd. (Factory Outlet Mall), Niagara Falls .. 298-4606



*N O T E S*

*A U T O G R A P H S*

A U T O G R A P H S



**GET YOUR OWN BAG™**

RUFFLES® is a registered trademark used by Frito-Lay, Inc. © RECOT, Inc. 1992.