



# STANLEY CUP<sup>®</sup> PLAYOFFS



# PLAYOFF MEDIA GUIDE

2024 WASHINGTON CAPITALS

# Table of Contents & Playoff Schedule

## INTRODUCTION

Table of Contents ..... 1  
Media Information ..... 2-3

## OWNERSHIP & FRONT OFFICE

Ted Leonsis ..... 4  
Dick Patrick ..... 5  
Brian MacLellan ..... 6  
Hockey Operations ..... 7  
Spencer Carbery ..... 8  
Assistant Coaches ..... 9-10  
Training & Equipment Staff ..... 11-12  
Hockey Operations ..... 13

## PLAYERS

Roster ..... 16

Alexeyev ..... 18	Malenstyn ..... 32
Aube-Kubel ..... 19	McIlrath ..... 33
Backstrom ..... 20	McMichael ..... 34
Bear ..... 21	Milano ..... 35
Carlson ..... 22	Miroshnichenko ..... 36
Dowd ..... 23	Oshie ..... 37
Fehervary ..... 24	Ovechkin ..... 38-39
Gibson ..... 25	Pacioretty ..... 40
Iorio ..... 26	Protas ..... 41
Jensen ..... 27	Sandin ..... 42
Johansen ..... 28	Sgarbosa ..... 43
Kuemper ..... 29	Strome ..... 44
Lapierre ..... 30	van Riemsdyk ..... 45
Lindgren ..... 31	Wilson ..... 46

## 2023-24 YEAR-IN-REVIEW

2023-24 Standings ..... 48  
2023-24 Capitals Notes ..... 49-57  
Individual Statistics ..... 58  
Game-by-Game Results/Goals & Shots ..... 59-61  
Home and Road Statistics ..... 62  
Situational Statistics ..... 63-66  
Highs, Lows and Streaks ..... 67  
Shootouts and Penalty Shots ..... 68  
Individual Game-by-Game Statistics ..... 69-75  
Goals and Shots by Period ..... 76  
Injuries, Illnesses & Transactions ..... 77-78

## OPPONENTS

Series History and 2023-24 Reviews ..... 80-109

## PLAYOFF HISTORY

Year-by-Year Results ..... 110  
All-Time Playoff Scoring ..... 111-112  
All-Time Goaltending ..... 113  
Overtime ..... 114  
Hat Tricks and Penalty Shots ..... 115  
Game-by-Game Results ..... 116-123  
Year-by-Year Statistics ..... 124-129  
Record Book ..... 130-132  
2018 Stanley Cup Timeline ..... 133-136

## 2024 EASTERN CONFERENCE FIRST ROUND

DATE	TIME (ET)	New York Rangers vs. Washington
Sun., April 21	3 p.m.	Washington at NY Rangers
Tues., April 23	7 p.m.	Washington at NY Rangers
Fri., April 26	7 p.m.	NY Rangers at Washington
Sun., April 28	8 p.m.	NY Rangers at Washington
*Wed., May 1	TBD	Washington at NY Rangers
*Fri., May 3	TBD	NY Rangers at Washington
*Sun., May 5	TBD	Washington at NY Rangers

DATE	TIME (ET)	Florida vs. Tampa Bay
Sun., April 21	12:30 p.m.	Tampa Bay at Florida
Tues., April 23	7:30 p.m.	Tampa Bay at Florida
Thurs., April 25	7 p.m.	Florida at Tampa Bay
Sat., April 27	5 p.m.	Florida at Tampa Bay
*Mon., April 29	TBD	Tampa Bay at Florida
*Wed., May 1	TBD	Florida at Tampa Bay
*Sat., May 4	TBD	Tampa Bay at Florida

DATE	TIME (ET)	Boston vs. Toronto
Sat., April 20	8 p.m.	Toronto at Boston
Mon., April 22	7 p.m.	Toronto at Boston
Wed., April 24	7 p.m.	Boston at Toronto
Sat., April 27	8 p.m.	Boston at Toronto
*Tues., April 30	TBD	Toronto at Boston
*Thurs., May 2	TBD	Boston at Toronto
*Sat., May 4	TBD	Toronto at Boston

DATE	TIME (ET)	Carolina vs. New York Islanders
Sat., April 20	5 p.m.	NY Islanders at Carolina
Mon., April 22	7:30 p.m.	NY Islanders at Carolina
Thurs., April 25	7:30 p.m.	Carolina at NY Islanders
Sat., April 27	2 p.m.	Carolina at NY Islanders
*Tues., April 30	TBD	NY Islanders at Carolina
*Thurs., May 2	TBD	Carolina at NY Islanders
*Sat., May 4	TBD	NY Islanders at Carolina

\*if necessary

## 2024 WESTERN CONFERENCE FIRST ROUND

DATE	TIME (ET)	Dallas vs. Vegas
Mon., April 22	9:30 p.m.	Vegas at Dallas
Wed., April 24	9:30 p.m.	Vegas at Dallas
Sat., April 27	10:30 p.m.	Dallas at Vegas
Mon., April 29	TBD	Dallas at Vegas
*Wed., May 1	TBD	Vegas at Dallas
*Fri., May 3	TBD	Dallas at Vegas
*Sun., May 5	TBD	Vegas at Dallas

DATE	TIME (ET)	Vancouver vs. Nashville
Sun., April 21	10 p.m.	Nashville at Vancouver
Tues., April 23	10 p.m.	Nashville at Vancouver
Fri., April 26	7:30 p.m.	Vancouver at Nashville
Sun., April 28	5 p.m.	Vancouver at Nashville
*Tues., April 30	TBD	Nashville at Vancouver
*Fri., May 3	TBD	Vancouver at Nashville
*Sun., May 5	TBD	Nashville at Vancouver

DATE	TIME (ET)	Winnipeg vs. Colorado
Sun., April 21	7 p.m.	Colorado at Winnipeg
Tues., April 23	9:30 p.m.	Colorado at Winnipeg
Fri., April 26	10 p.m.	Winnipeg at Colorado
Sun., April 28	2:30 p.m.	Winnipeg at Colorado
*Tues., April 30	TBD	Colorado at Winnipeg
*Thurs., May 2	TBD	Winnipeg at Colorado
*Sat., May 4	TBD	Colorado at Winnipeg

DATE	TIME (ET)	Edmonton vs. Los Angeles
Mon., April 22	10 p.m.	Los Angeles at Edmonton
Wed., April 24	10 p.m.	Los Angeles at Edmonton
Fri., April 26	10:30 p.m.	Edmonton at Los Angeles
Sun., May 28	10:30 p.m.	Edmonton at Los Angeles
*Wed., May 1	TBD	Los Angeles at Edmonton
*Fri., May 3	TBD	Edmonton at Los Angeles
*Sun., May 5	TBD	Los Angeles at Edmonton

## 2024 WASHINGTON CAPITALS PLAYOFF GUIDE

### Written and edited by the Washington Capitals staff:

Chase Pyke and Alex D'Agostino

### Cover Design:

Maggie Wenz

### Contributors:

Sergey Kocharov, Mike Vogel, Maggie Wenz, Ben Raby

### Photography:

John McCreary, Patrick McDermott, Zach Guerette, NHL Images/Getty Images Staff, Washington Capitals Archives

### Washington Capitals

MedStar Capitals Iceplex  
627 N. Glebe Rd., Suite 850  
Arlington, VA 22203  
202.266.2200  
Fax: 202.266.2360  
WashingtonCaps.com



# Media Information



**SERGEY KOCHAROV**  
Senior Vice President of Communications & Broadcasting  
Office: 202.266.2356  
Cell: 703.405.0984  
skocharov@washcaps.com  
X (Twitter): @SergeyKocharov



**MEGAN EICHENBERG**  
Director of Corporate Communications & Publicity  
Office: 202.266.2310  
Cell: 540.903.1627  
meichenberg@washcaps.com  
X (Twitter): @MegEic



**CHASE PYKE**  
Manager of Media Relations  
Office: 202.266.2299  
Cell: 301.865.6504  
cpyke@washcaps.com  
X (Twitter): @chasepyke



**ALEX D'AGOSTINO**  
Assistant Manager of Media Relations  
Office: 202.266.2311  
Cell: 585.455.6512  
adagostino@washcaps.com  
X (Twitter): @Alex\_Dagostino1

## PRACTICE SCHEDULE

WashingtonCaps.com under "Schedule"  
Updates provided on Caps Today and twitter.com/CapitalsPR

As in the regular season, credentials are issued to media who cover the Washington Capitals both seasonally and on a game-by-game basis and are required for admission to the media areas at both Capital One Arena and MedStar Capitals Iceplex. All credentials must include the bearer's name and affiliation and are non-transferable.

The Capitals will continue to utilize their 2023-24 regular season credentials during the 2024 Stanley Cup playoffs. Please be advised that season credentials do not guarantee a seat in the press box; credential holders must contact Capitals assistant manager of media relations Alex D'Agostino in the Capitals communications department (adagostino@washcaps.com) by 2 p.m. the day prior to a game in order to reserve seating.

## MEDIA ACCESS AND INTERVIEWS

### Practice coverage

The media has access to all team practices at MedStar Capitals Iceplex, including game-day skates, in accordance with the NHL Media Regulations. Media members interested in attending a practice should direct their request to Alex D'Agostino in the Capitals communications department (adagostino@washcaps.com) at least 24 hours in advance of practice. Media attending practice at MedStar Capitals Iceplex are required to wear their team-issued credential at all times.

### Post-Practice Media Availability

The media has access to all team practices at all practice facilities, including game-day skates, in accordance with the NHL Media Regulations. The media is allowed to enter the team locker room five minutes after the first regular player who has participated in the entire practice leaves the ice. Head coach Spencer Carbery will be available to the media in a scrum format outside the Caps locker room approximately 15 minutes after the conclusion of practice and morning skate. In the event of a team meeting, the media will be allowed access immediately following the conclusion of the meeting. The locker room is closed to the media prior to and during practice.

Per NHL Media Regulations, media access at MedStar Capitals Iceplex is limited to the team's main locker room and the entrance to the locker room. All other areas of the training center are off limits to media. Capitals game-day skates are typically held at 10:30 a.m. at MedStar Capitals Iceplex.

### Media Workspace

MedStar Capitals Iceplex features a media work room adjacent to the ice, near the entrance of the Capitals locker room. The work room features Ethernet cables and complimentary wireless Internet access.

### Pregame Media Availability

Requested players will be made available to broadcast rightsholders during a 30-minute window beginning two and a half hours prior to faceoff. Television networks, including rightsholders, requesting pregame interviews with a player are asked to request these times prior to or during the morning skate.

### Postgame Media Availability

The Capitals locker room will open within five minutes of the conclusion of the game. Head coach Spencer Carbery will address the media in the Caesars Sportsbook Lounge, located across from the Capitals dressing room, approximately 15 minutes after the game.

## MEDIA FACILITIES AT CAPITAL ONE ARENA

### Media Entrance

The Capital One Arena Media Entrance is located at 6th and F Streets NW. Credentials to Capitals games may be picked up at the media entrance, which is open from three hours prior to game time until the midway point of the first period.

### 2023-24 Bag Policies

Media members are permitted to bring one small bag (e.g., backpack, laptop bag) into Capital One Arena, which will be subject to a security search through an X-ray machine.

## MISCELLANEOUS NUMBERS

Media Relations Fax: 202.266.2360  
Capital One Arena Press Room: 202.628.3200 x7500  
Capital One Arena Press Box: 202.628.3200 x7600  
Capital One Arena Press Room Fax: 202.661.5011

### Media Parking

Media parking at Capital One Arena is extremely limited and assigned prior to the season. There are numerous lots within walking distance of Capital One Arena, and the arena is adjacent to the Gallery Place/Chinatown Metro Station. Gallery Place can be reached on the Red, Yellow and Green lines. It is also one stop away from Metro Center, which provides service to the Blue, Silver and Orange lines.

### Media Work Room/Press Lounge

The Media Work Room/Press Lounge at Capital One Arena is located on the Event Level (ice level), adjacent to Stairwell 1. There are reserved seats for beat media and additional work spaces with wireless Internet access. Auxiliary workspaces will be available in the Caesars Sportsbook Lounge on the event level across from the Capitals dressing room.

### Media Dining

There will not be the option to purchase a meal in the Media Work Room as in previous years. A voucher for a \$30 concessions credit will be available for purchase for \$10 for all members of the media upon arrival at the Media Work Room (credit card only and receipts provided). All food must be consumed in the press lounge or in the concourse and may not be taken to the press box.

### Press Box

The press box is on the sixth floor of Capital One Arena on the penalty box side of the ice. Seats are on an assigned basis only. Please check the seating charts in the press room or press box, or check with a member of the media relations staff for your seat assignment. The press box features wireless Internet access. In order to ensure seating in the press box, it is necessary for all media to notify Alex D'Agostino in the Capitals communications department (adagostino@washcaps.com) of their attendance by 2 p.m. the day prior to the game. If you do not have an assigned seat, please check with a member of the media relations staff.

## CREDENTIALS & MEDIA SERVICES

### Media Credentials

Credentials are issued to media who cover the Capitals both seasonally and on a game-by-game basis and are required for admission to the media areas at Capital One Arena. All credentials must include the bearer's name and affiliation and are non-transferable.

Season credentials: All season credentials are issued prior to the season. Season credentials do not guarantee a seat in the press box; credential holders must contact Capitals assistant manager of media relations Alex D'Agostino (adagostino@washcaps.com) by 2 p.m. the day prior to a game in order to reserve seating. Media who do not have a season credential may apply for single-game credentials. These requests must be directed to Capitals assistant manager of media relations Alex D'Agostino (adagostino@washcaps.com) and received no later than 2 p.m. the day prior to a game. The credential is good only for the game printed on the tag and must be displayed to Capital One Arena security personnel to gain entry to restricted media areas.

Non-North American media outlets are required to request media credentials through the National Hockey League by contacting David Keon at dkeon@nhl.com.

Capitals media credentials are issued to print, television, radio and online media outlets that adhere to professional standards, regularly produce quality content and have a demonstrated audience. Space limitations may impact the decision to grant credentials. The final decision on all applications for media credentials rests with the Capitals media relations staff; we reserve the right to revoke media credentials at any time.

### Video/Photography

All outlets are prohibited by the National Hockey League from shooting game footage of any Capitals game being played at Capital One Arena. Television and online outlets are welcome to shoot Capitals practices, but are restricted to broadcasting five minutes of on-ice video content from any one practice. There is no limit to the length of interviews that local television outlets may broadcast. Please note that

# Media Information

all media members (except for rightsholders and local television affiliates) are prohibited from shooting video or still photography of post-game player interviews.

## Photography

Capital One Arena has a limited number of photo positions. All photo positions will be assigned prior to the game by team photographer John McCreary (jamphotoandvideo@gmail.com). Daily print and wire services receive priority for the prime positions. Freelance photographers will not receive credentials; all photographers must be on assignment.

## Dress Code

The Capitals request members of the media covering our games and practices to dress in an appropriate and professional manner that reflects their respect for their colleagues, the teams and the players they are covering. In that regard, clothing should be appropriate for a business casual work environment. Flip-flops and shorts are not permitted. We ask all members of the media to respect these guidelines. The Capitals will consider appropriate actions in those cases in which the guidelines are violated.

## News Releases

Accredited members of the media who would like to receive Capitals news releases via e-mail should contact a member of the media relations staff. Among our releases is "Caps Today," sent daily during the season, which includes an updated practice schedule, recent transactions and the top storyline of the day.

## X (Twitter) and Instagram

Media who would like to receive updates on practice times and other breaking news can follow @CapitalsPR on X (Twitter). Capitals PR is also on Instagram @CapitalsPR. The team also maintains a general Twitter and Instagram feed @Capitals.

## NHLMedia.com

The NHL's password-protected media site includes statistics, press releases, game notes, credential applications and PDF files of every team's media guide. To access the site, visit <http://media.nhl.com>

## DIRECTIONS TO CAPITAL ONE ARENA

**From National Airport** – Take I-395 North to 12th Street exit (stay left) ... right onto Constitution Avenue, NW ... left onto 6th Street, NW

**From BWI Airport** – Take Baltimore/Washington Pkwy. (I-295 South) to US Rt. 50 ... US Rt. 50 West toward Washington (New York Avenue, NE) ... left on 6th Street, NW

**From Dulles Airport** – Take Dulles Toll Road (Rt. 267 East) to I-66 East (becomes Constitution Avenue, NW) ... left on 6th Street, NW

**From Metrorail** – Capital One Arena is located at the Gallery Place/Chinatown stop on the Red, Yellow and Green lines and just blocks from Metro Center on the Orange, Blue and Silver lines

## DIRECTIONS TO MEDSTAR CAPITALS ICEPLEX

**From Washington, D.C.** – Take Constitution Ave. west, toward the Lincoln Memorial ... take I-66 West ... take exit 71/Glebe Rd. and take a left on to Glebe Rd. ... pass Wilson Blvd. and the rink is on the eighth level of the parking garage attached to Ballston Quarter.

**From National Airport** – Take George Washington Parkway North toward Arlington ... take I-66 West ... take exit 71/Glebe Rd. and take a left on to Glebe Rd. ... pass Wilson Blvd. and the rink is on the eighth level of the parking garage attached to Ballston Quarter.

**From Dulles Airport** – Dulles Toll Road (Rt. 267 East) to I-66 ... take I-66 East ... take exit 71/Glebe Rd. and take a right on to Glebe Rd. ... pass Wilson Blvd. and the rink is on the eighth level of the parking garage attached to Ballston Quarter.

**From BWI Airport** – Take I-195 West to I-95 ... take I-95 South to the Capital Beltway (I-495) ... take I-495 West into Virginia ... take George Washington Parkway South ... take I-66 West ... take exit 71/Glebe Rd. and take a left on to Glebe Rd. ... pass Wilson Blvd. and the rink is on the eighth level of the parking garage attached to Ballston Quarter.

**From Metrorail** – MedStar Capitals Iceplex is located two blocks from the Ballston stop on the Orange and Silver line ... Follow Stuart Street to Ballston Quarter and take the parking garage elevators to the eighth level.





## Ted Leonsis

### Founder, Chairman, Principal Owner and Chief Executive Officer Monumental Sports & Entertainment

Ted Leonsis is founder, chairman, principal owner and chief executive officer of Monumental Sports & Entertainment (MSE), one of the largest integrated sports and entertainment companies in the country with one of the most diverse

partnership groups in all of sports. MSE owns and operates the NHL's 2018 Stanley Cup Champion Washington Capitals, the NBA's Washington Wizards, the 2019 WNBA Champion Washington Mystics, the NBA G League's Capital City Go-Go, the 2020 & 2021 NBA 2K League Champion Wizards District Gaming, and Capital One Arena in downtown Washington, D.C. The partnership operates MedStar Capitals Iceplex, the Washington Capitals' training facility and front office headquarters, and George Mason University's EagleBank Arena. MSE is also co-owner of aXiomatic, which has controlling interest in global esports franchise Team Liquid. Mr. Leonsis is co-executive chairman of aXiomatic.

In September 2022, MSE acquired full ownership of NBC Sports Washington from Comcast and NBCUniversal and now holds the exclusive local television media rights to Capitals' and Wizards' games. The fully-integrated and rebranded network, Monumental Sports Network, has launched ahead of the 2023-24 sports season, including extensive renovations to a new, state-of-the-art production and broadcasting space to deliver seamless experiences on linear and digital platforms for fans. Under the terms of the agreement, MSE also acquired the remaining interest in a first-of-its-kind regional sports network for digital, mobile and over-the-top platforms that launched in 2016. That digital platform joins Caps Radio, Wizards Radio, MSE Outdoor and Monumental Productions for a full suite of six media enterprises.

As part of a joint venture with the DC Mayor's Office and Events DC, MSE unveiled the Entertainment & Sports Arena, a brand-new sports and entertainment facility in Southeast D.C. on the St. Elizabeths East campus, which opened in the Fall of 2018. This 4,200-seat venue and basketball facility includes a practice facility for the Wizards and serves as the Mystics' and Go-Go's home court. The arena is part of the St. Elizabeths East Campus redevelopment and has generated a significant expansion of arts, cultural, entertainment and civic programming. This project catalyzed investment and new opportunities in Ward 8 and created a destination for residents and visitors.

Mr. Leonsis serves on the Board of Governors for the NBA and NHL as well as on the Executive Committee of the NHL. He is also chairman of the NBA Media Committee.

#### Revolution Growth and Venture Capital Investor

Mr. Leonsis is a co-founder and partner at Revolution Growth, a venture capital fund investing in growth-stage companies around the country that are disrupting multi-billion-dollar industries. The fund selectively invests an initial \$25-50 million per deal in some of the economy's largest sectors including sports, media, entertainment, healthcare, fintech, proptech, and ecommerce. Investments include companies such as aXiomatic, Sportradar, DraftKings, Bedrock Manufacturing (parent company of Shinola and Filson), Oporto, Tempus, Tala, Cava and sweetgreen. He also serves on the boards of several public companies, American Express and Groupon.

He also has made early-stage investments and owned equity in numerous companies, including AOL, Google, Revolution Money, AddThis, Preview Travel (Travelocity), Inside.com, MobilePosse, ObjectVideo, Vox Media, Zedge, I-Village, Proxicom, Cricket Media, MediaBank, Two Harbors, Algentis, Social Radar and Forbes' Travel Guide.

#### Filmmaker and Digital Entrepreneur

Mr. Leonsis created and produced the award-winning film "Nanking." The film premiered at the 2007 Sundance Film Festival and was awarded the Documentary Editors Award. The film went on to win a Peabody Award and an Emmy Award. The film was distributed theatrically, appeared on HBO and is one of the most viewed documentaries of all time because of its wide distribution in theater and on television throughout China. Mr. Leonsis also produced the documentary film "Kicking It," which premiered at the 2008 Sundance Film Festival and aired on ESPN. He then produced "A Fighting Chance," which aired on ESPN in 2010. In 2013 he produced "Lost for Life," a documentary that explores juvenile offenders who have been sentenced to life without parole. "Lost for Life" was broadcast in 58 countries in 2014 and garnered both critical acclaim and ratings success. Most recently he produced the documentary "We the People: The Market Basket Effect," which aired on Pivot and iTunes and was released theatrically.

Mr. Leonsis is also executive producer of the documentary film, "Willie," along with MSE partners Sheila Johnson and Earl Stafford. "Willie" is the story of Willie O'Ree, who in 1958 became the first black player in the National Hockey League.

Mr. Leonsis is founder and chairman of ViewLift, a full-service content distribution platform for the web, OTT and mobile, which empowers media companies, sports leagues and teams, education providers and others to monetize their content through native branded apps on every major digital device. ViewLift offers a complete end-to-end solution for creating, launching and monetizing video applications across 28 device platforms, including mobile, over-the-top, connected TV and game consoles. Mr. Leonsis was also the founder, chairman and largest shareholder in SnagFilms, which had more than 5,000 movies, TV show episodes, documentaries and original comedy shorts in its free, online digital library.

#### Philanthropy

Through the Leonsis Foundation, his sports teams, the Monumental Sports & Entertainment Foundation, and his family's personal giving, Mr. Leonsis supports hundreds of charities each year. In 2015 Mr. Leonsis

was named chairman of the board of DC-CAP (District of Columbia College Access Program), which is dedicated to encouraging and enabling DC public high school students to enroll in and graduate from college. Thousands of students have achieved collegiate success because of the tens of millions of dollars awarded by DC-CAP, many of who were first in their family to attend college.

Other highlighted charities and causes include Best Buddies, DC Central Kitchen, Georgetown Entrepreneurship Initiative, The Georgetown Venture Lab and annual Bark Tank competition in partnership with the McDonough School of Business, See Forever Foundation, Venture Philanthropy Partners, Street Soccer USA, YouthAIDS, GlobalGiving.org, College Success Foundation - District of Columbia, Potomac School, Georgetown University, Children's Hospital, Potomac Valley Amateur Hockey Association, Salvation Army Angel Tree, Alliance for Lupus Research, Serve DC, Fort Dupont Ice Arena and Ice Hockey Club, USO of Metropolitan Washington, Capital Area Food Bank, Flashes of Hope, Inova Health System Foundation, UNICEF, obesity prevention and numerous local schools and cancer research and awareness programs.

As the former vice chairman of Washington 2024, Mr. Leonsis assumed a leading role in guiding the region's bid for the 2024 Summer Olympic and Paralympic Games. In June 2014, the United States Olympic Committee identified Washington and three other cities as potential locations.

Mr. Leonsis also co-founded and chairs the Greater Washington Partnership, which played a critical role in organizing the region's bid process for Amazon's HQ2. The bid was successful, which was built on cooperation between Washington, Maryland and Virginia, and offers a great blueprint for tackling economic challenges for everything from housing to transportation to workforce development.

Thanks to a \$1.5 million gift from the Leonsis family, the legacy of Georgetown entrepreneurship continues with the launch of the Georgetown Venture Lab. The lab provides a collaborative space for the university and its network of alumni entrepreneurs to catalyze startups and initiatives. The Georgetown Venture Lab extends the Leonsis family's leadership role in supporting the university's entrepreneurial community. In 2016, they launched the Leonsis Family Entrepreneurship Prize to honor and financially assist students and recent alumni who kickstart social impact ventures and initiatives.

#### AOL

During his 14-year career at AOL, Mr. Leonsis served as president of America Online Services Company, president of AOL Studios, president of AOL Web Properties, vice chairman and president of AOL Core Services, vice chairman and president of AOL Audience Business and vice chairman emeritus. The company recorded its greatest levels of innovation and growth under his leadership, and in May 2010 AOL named a central office tower The Leonsis Creative Center in his honor. Mr. Leonsis retired from active management of AOL in 2006.

#### Author

Mr. Leonsis has authored numerous books, including "Blue Magic: The People, Power and Politics Behind the IBM PC" and "The Business of Happiness: 6 Secrets to Extraordinary Success in Work and Life."

#### Leonsis Facts

- Previously served a 12-year term on the board of directors at Georgetown University
- Coined term "filmanthropy" to signify films that shine a light on important topics and activate charitable giving (2006)
- Created a 101-item life-list following an early 1980s reckoning and has checked off nearly 90 of the 101 things to do
- Founded the first new media company: Redgate Communications in 1986
- Coined the phrase "New Rules - New Media" in 1987
- Co-invented successful board game "Only in New York" (1983)
- Founded six personal computer magazines between 1981 and 1988
- Served as mayor of Orchid, Fla. (1990-94)

#### Awards and Honors

- Emmy Award
- Peabody Award
- Sports Business Journal 50 Most Influential People in Sports Business
- Washington Business Man of the Year
- Washington CEO of the Year
- Washingtonian of the Year
- Georgetown University John Carroll Award
- United States Sports Academy Theodore Roosevelt Meritorious Achievement Award
- Greater Washington Urban League Unsung Philanthropist Award
- TAPS Engaged Philanthropist Award
- Tech Council of Maryland Lifetime Achievement Award
- Northern Virginia Technology Council Hall of Fame Award
- Top 10 Creative Executives in America
- Top 20 Most Powerful People in Sports
- Lowell (Mass.) High School Alumni Hall of Fame
- Honorary Degrees: Emerson College, LaSalle College, Simmons College and University of Massachusetts, Doctor of Humane Letters, Honoris Causa, American University



## Dick Patrick

### Vice Chairman and Partner Monumental Sports & Entertainment; and Chairman, Washington Capitals

Dick Patrick has been part of the Washington Capitals organization since 1982 and was one of Ted Leonsis's original partners when Monumental Sports & Entertainment was formed in June 2010. Mr. Patrick is Chairman of the Capitals and Vice Chairman of Monumental Sports & Entertainment. For the first five years of MSE's existence, Mr. Patrick also assumed initial responsibility as Chief Operating Officer and was involved in all facets of operating three professional sports franchises – the Capitals, Washington Wizards and the Washington Mystics – and Capital One Arena.

For four generations the family name of Patrick has been synonymous with the sport of hockey and the National Hockey League. Mr. Patrick's grandfather, Lester Patrick, was the longtime coach and general manager of the New York Rangers. In his honor, the Lester Patrick Trophy is awarded annually for "outstanding service to hockey in the United States." It was Lester who instilled in his family the desire to remain active in the advancement of the sport of hockey and the National Hockey League. Mr. Patrick's father, Muzz, and uncle, Lynn, both played on the 1940 New York Rangers team that captured the Stanley Cup. In October 2012, Dick Patrick was awarded the Lester Patrick Trophy for his contributions to hockey in the United States. Mr. Patrick and his son, Chris, who is the Capitals associate general manager, became the sixth and seventh members of the Patrick family to win the Stanley Cup in 2018, a tradition that goes back 100 years in their legendary family.


Mr. Patrick's cousin, Craig Patrick, played for the Capitals from 1977-79. He won two Stanley Cups as general manager of the Pittsburgh Penguins and was enshrined in the Hockey Hall of Fame in November 2001 in the "builder" category.

Before Mr. Patrick's arrival, the Capitals had never advanced to postseason play. In his 41 seasons with the club, Washington has qualified for the playoffs 33 times – including the team's Stanley Cup championship in 2018, the run to the Stanley Cup Final in 1998 and three Presidents' Trophy-winning teams (2009-10, 2015-16, 2016-17). Since the 1982-83 season, the Capitals have compiled a record of 1,656-1,186-201-196 (.573 point percentage) and have recorded the second-most wins in the NHL in that span.

During the 2010s, the Capitals (465-232-0-90) recorded the most wins of any team and only trailed the Montreal Canadiens of the 1970s (501-160-130-0) and the Boston Bruins of the 1970s (487-190-111-0) as the winningest franchise of any decade. Additionally, with a .648 point percentage, the Capitals only trailed the 1970 Canadiens and Bruins (Montreal: .712; Boston: .689) and the 2000s Detroit Red Wings (.682) for the highest point percentage in a single decade.

Born in 1946 in Victoria, B.C., Mr. Patrick grew up in the United States. He earned his undergraduate degree from Dartmouth College and a law degree from the Washington College of Law at American University. While raising children who have skated within local youth hockey programs, he has been instrumental in increasing the Capitals' involvement in youth programs throughout the area.





## Brian MacLellan

### President of Hockey Operations & General Manager

Brian MacLellan completed his 10th season as general manager and first as president of hockey operations and general manager of the Capitals. MacLellan, 65, was named the sixth general manager in the franchise's history on May 26, 2014, and completed his 23rd season with Washington after previously serving as the team's assistant general manager, director of player personnel and as a professional scout.

Since appointing MacLellan as general manager, the Capitals have compiled a record of 449-244-88 (.631 point percentage) and have recorded the third-most wins in the NHL in that span. Among general managers in NHL history with at least 500 games, MacLellan ranks third in point percentage, trailing only Sam Pollock (Montréal Canadiens, 1964-1978: .685 P%) and Don Sweeney (Boston Bruins, 2014-present: .666 P%).

During MacLellan's tenure, the Capitals have won a Stanley Cup, two Presidents' Trophies, and a franchise-record five consecutive Metropolitan Division titles from 2014-15 to 2019-20. With MacLellan at the helm, the Capitals won their first Stanley Cup in 2018. Of the 19 players to take the ice during the Cup-clinching win in Game 5, eight players were either signed, traded for, or drafted by MacLellan, including three of the four players that scored in the game (Jakub Vrana, Devante Smith-Pelly and Lars Eller). The Capitals tied an NHL record with 10 road wins during the run and joined the 1991 Pittsburgh Penguins as the only teams to win the Stanley Cup despite trailing in all four series.

In the 2016-17 season, the Capitals won their second consecutive Presidents' Trophy, marking the seventh time in NHL history that a team has won the Presidents' Trophy in consecutive seasons. Washington posted a 55-19-8 record, marking the second-most wins and third-most points (118) in a season in franchise history. The Capitals recorded 55 wins in two straight seasons (2015-16: 56, 2016-17: 55), joining the Montreal Canadiens (1975-78) as the only teams in NHL history to win 55 or more games in consecutive seasons. Washington also earned 238 points in the prior two seasons, marking the most points in two straight seasons since Montreal recorded 244 points from 1977-79.

In the 2015-16 season, Washington led the NHL with a record of 56-18-8 (120 points) and captured its second Presidents' Trophy in franchise history (2009-10). The Capitals set franchise records in wins and road wins (27), and MacLellan was named a finalist for the 2015-16 NHL General Manager of the Year Award.

In his first season, Washington posted a record of 45-26-11 (101 points), reaching the 100-point mark for the eighth time in team history and the first since the 2010-11 season.

As assistant general manager and director of player personnel, MacLellan oversaw the club's professional scouting staff and worked closely with the team's American Hockey League affiliate, the Hershey Bears, who won the Calder Cup in 2006, 2009 and 2010. MacLellan, who served as a pro scout for the Capitals from 2000-03 prior to his promotion to director of player personnel, assisted and advised the general manager in all player-related matters.


MacLellan, who won a Stanley Cup with the Calgary Flames in 1989, recorded 413 points (172 goals, 241 assists) in 606 games during his 10-year NHL career with the Los Angeles Kings, New York Rangers, Minnesota North Stars, Calgary Flames and Detroit Red Wings. MacLellan also won a silver medal with Team Canada at the 1985 World Championship in Prague.

The Guelph, Ont., native played hockey at Bowling Green State University from 1978-82, registering 143 points (64g, 79a) in 160 games. MacLellan's 345 career penalty minutes rank sixth in school history. The 6'3" forward earned 63 points his freshman year, marking the second most points by a freshman in school history. MacLellan moved to defense in his junior season and was named an All-American defenseman and First-Team All-CCHA in 1982. MacLellan served as co-captain for the Falcons from 1980-82. He was elected to the Bowling Green Athletic Hall of Fame in 1987.

MacLellan graduated with a Bachelor of Science in business administration from Bowling Green and earned his MBA in finance from the University of St. Thomas in 1995. He went on to work for an investment consulting firm in Minneapolis before joining the Capitals as a pro scout.



The Capitals have a record of 449-244-88 (.631 point percentage) in 10 seasons with Brian MacLellan as general manager.



MacLellan hoists the Stanley Cup following the Capitals' Game 5 win in Las Vegas.



MacLellan presents T.J. Oshie with a tiffany crystal during Oshie's 1,000th career game ceremony on March 24, 2024 at Capital One Arena.



## Chris Patrick

### Associate General Manager

Chris Patrick completed his 16th season with the Washington Capitals and first as associate general manager. During his tenure as assistant general manager, player personnel, Patrick worked closely with general manager Brian MacLellan regarding all hockey-related matters. In his previous role, Patrick also oversaw the club's professional scouting staff and worked closely with the Hershey Bears, the Capitals AHL affiliate, who captured the 2023 Calder Cup championship. As associate general manager, Patrick will maintain his prior responsibilities as well as oversee the team's analytics department, player contract negotiations, hockey operations staff, player personnel and budget and team scheduling issues.

Patrick joined the Capitals in 2008-09 in a player development and scouting role, assisting the hockey operations department with scouting drafted players at the collegiate and junior levels. During the 2010-11 season, Patrick was promoted to pro scout, a title he held until 2014-15 when he was promoted to the director of player personnel.

Patrick graduated from Princeton University with a degree in politics and economics in 1998 and earned a Master of Business Administration at the Darden School of Business at the University of Virginia in 2006. Prior to joining the Capitals, Patrick worked in investment banking and private equity for Deutsche Bank, Grotech Capital Group and Constellation Energy Commodities Group for eight years.

Patrick grew up playing hockey in the Washington, D.C., area in the Capital Beltway Hockey League and for the Little Caps. Patrick attended and played hockey at the Kent School in Connecticut before playing four seasons at Princeton University, winning the ECAC Championship in 1998. Patrick was selected by the Capitals in the eighth round (197th overall) in the 1994 NHL Draft.

Patrick and his father, Capitals team president Dick Patrick, became the sixth and seventh family members of the Patrick family to win the Stanley Cup in 2018. Patrick and his wife, Kelley, reside in Millersville, Md, with their four daughters: Emma, Allie, Ashley and Annie.



## Ross Mahoney

### Assistant General Manager

Ross Mahoney completed his 10th season as assistant general manager with Washington. Mahoney served as the Capitals' director of amateur scouting for the prior 16 seasons. As assistant general manager, Mahoney is responsible for the NHL Entry Draft, the club's developmental programs, evaluations of opposing teams' prospects and oversees the organization's amateur scouting staff. In Game 5 of the 2018 Stanley Cup Final, 12 players that were drafted during Mahoney's tenure were in the lineup.

Prior to joining the Capitals, Mahoney was a scout with the Buffalo Sabres and Vancouver Canucks. He has coaching experience with the University of Regina, the Western Hockey League's Regina Pats and at the international level. He twice coached Team Western in the World Under-17 Challenge. In 1995, he coached Team Saskatchewan to the gold medal at the Canadian Winter Games.

Mahoney earned a degree in education from the University of Regina, where he played hockey for the Cougars. After graduating, he spent 17 years as a teacher.

Mahoney played junior hockey for the Tier II Regina Pat Blues and the Regina Pats in the WHL. He also played four years at the University of Regina, helping lead his team to two national finals. Mahoney was inducted as a player in the Saskatchewan Baseball Hall of Fame in 1997 and in the Saskatchewan Sports Hall of Fame in 1999.

Mahoney and his wife, Traci, reside in Regina, Saskatchewan. He has a son, Michael, and a daughter, Catie.



## Don Fishman

### Assistant General Manager, Director of Legal Affairs

Don Fishman completed his 19th season with the Washington Capitals and 17th as assistant general manager and director of legal affairs. Fishman leads the club's salary cap and contract decisions as well as advises the team president on policy and strategic decisions and real estate matters. Fishman regularly represents the club in speaking to season ticket members, sponsors and other club stakeholders. He handles player contract negotiations, player contract research and analysis, the club's day-to-day salary cap position, team salary cap strategic planning, the salary arbitration process, NHL and team salary cap analysis, and interpretation of NHL/NHLPA Collective Bargaining Agreement (CBA) issues. Fishman also assists the club's general manager with the day-to-day operations of the Capitals hockey operations department such as roster issues, player movement, preseason and regular season scheduling, budgeting, and training camp planning.

Fishman, who spent two seasons as director of legal affairs and hockey administration before his appointment to assistant general manager, also helped lead the organization's efforts on

a number of other special projects, including attracting two World Cup of Hockey exhibition games to Washington in 2016, bringing the United States Men's Olympic Hockey Team Orientation Camp to the Capitals' training facility in 2013, and bringing American Hockey League hockey games to Washington in 2012 and 2014. Fishman was also involved with the planning for the Capitals' four outdoor games, which have been played at a baseball stadium as well as pro and college football stadiums. Finally, Fishman serves as legal counsel for the Capitals organization generally.

Prior to joining the Capitals, Fishman served as general counsel of two Washington, D.C. city government agencies. In his role with District government, he worked as part of the local host committee that successfully bid for the NCAA Men's Hockey Frozen Four, held in Washington, D.C. in 2009. Fishman also worked as a corporate and communications lawyer in Washington and Los Angeles with Latham & Watkins and Ervin, Cohen & Jessup. Fishman, a native Washingtonian, graduated with an economics degree from Harvard College, where he also served as the radio voice of Harvard Hockey, and a law degree from UCLA School of Law. In fall 2023, Fishman is being inducted into the Greater Washington Jewish Sports Hall of Fame.





## Spencer Carbery

### Head Coach

In his first season as head coach, Spencer Carbery led the Capitals to a record of 40-31-11 (91 points) and a berth in the 2024 Stanley Cup Playoffs.

Carbery, who was named the 20th head coach of the Washington Capitals on May 30, 2023, returned to the organization after spending the previous two seasons as an assistant coach with the Toronto Maple Leafs. With Toronto, Carbery was responsible for the team's power play and oversaw the team's forwards. In his first season with the club in 2021-22, the Maple Leafs ranked first in the NHL in power play percentage (27.3), a 7.3-percent improvement from the previous season. Over two full seasons, Toronto converted on 26.6 percent of their power-play opportunities, the second-highest rate in the League during that span. In addition, Maple Leafs forwards ranked fourth in the NHL in goals (251) and points (589) during the 2022-23 season and second in goals (277) and third in points (652) in 2021-22.

Prior to joining Toronto, Carbery served as head coach of Washington's American Hockey League (AHL) affiliate the Hershey Bears for three seasons from 2018 to 2021. Under Carbery, Hershey posted a combined record of 104-50-9-8 (.658 point percentage), including an AHL-best 24-7-2-0 record (.758 point percentage) in his final season behind the Bears' bench in 2020-21. Carbery received the Louis A.R. Pieri Memorial Award as the AHL's outstanding coach for the 2020-21 season, becoming the fifth coach in Hershey franchise history to win the award. During his three-year tenure with Hershey, Carbery coached and aided in the development of several players that appeared in games with the Capitals during the 2022-23 season, including Martin Fehervary, Aliaksei Protas, Connor McMichael, Alex Alexeyev, Beck Malenstyn, Lucas Johansen and Joe Snively.

The Victoria, British Columbia native spent five seasons as head coach and director of hockey operations for the South Carolina Stingrays from 2011 to 2016, with the Stingrays serving as the Capitals' ECHL affiliate in Carbery's final two seasons in South Carolina. Carbery compiled a record of 207-115-38, leading the Stingrays to the Kelly Cup Playoffs in each of his five seasons. In total, Carbery guided South Carolina to two division titles, two Eastern Conference Finals appearances and a Kelly Cup Finals appearance in 2015. In 2013-14, Carbery won the John Brophy Coach of The Year Award after leading the Stingrays to their first division title since 2000-01. Carbery is one of four coaches to ever win coach of the year awards at both the AHL and ECHL levels.

In addition to his time with the Maple Leafs, Bears and Stingrays, Carbery served as head coach of the Saginaw Spirit of the Ontario Hockey League (OHL) in 2016-17 and was an assistant coach with the AHL's Providence Bruins in 2017-18.

Carbery, whose coaching career began in 2010-11 as an assistant coach with South Carolina, played parts of two seasons with the Stingrays and helped the team capture the Kelly Cup in 2009. That same season, Carbery was honored as the Stingrays' inaugural Jerry Zucker Community Service Award winner for his work in the Lowcountry community. Carbery, a forward, played 181 games over three ECHL seasons with Bakersfield, Stockton, Fresno and South Carolina and 63 games in the CHL with Tulsa. Carbery graduated from St. Norbert College, where he played for three seasons after playing one season at the University of Alaska Anchorage. Carbery and his wife, Casey, have two children, Hudson and Vivian.



Carbery, the youngest head coach in the NHL at 41, led the Capitals to a playoff berth with a record of 40-31-11 (91 points).



Carbery was named the 20th head coach in franchise history on May 30, 2023.



Carbery served as head coach of Washington's AHL affiliate, the Hershey Bears, for three seasons from 2018 to 2021, guiding the club to a combined record of 104-50-9-8 (.658 point percentage).



## Scott Allen

### Assistant Coach

Allen, 58, completed his second season as an assistant coach with the Capitals. Prior to joining Washington, Allen spent three seasons with the Hershey Bears of the American Hockey League (AHL). Allen is responsible for the Capitals' penalty kill, which allowed the sixth-fewest power-play goals against (41) in the NHL during the 2022-23 season.

With Hershey, Allen served as an assistant coach for two seasons before being named the Bears' head coach ahead of the 2021-22 season. Under Allen, Hershey finished with a record of 34-32-6-4, clinching a Calder Cup Playoff berth, and ranked tied for 11th in the AHL in goals against (209).

The New Bedford, Massachusetts native has coached professionally for more than 25 seasons, including assistant positions with the New York Islanders (2009-12), the Florida Panthers (2016-17) and the Arizona Coyotes (2017-19). With Arizona, Allen worked with the Coyotes' defensemen and penalty kill. During the 2018-19 season, Arizona ranked tied for first in the NHL in penalty kill percentage (85.0) and tied for fifth in goals against per game (2.68). In Allen's one season with Florida, the Panthers finished with the second-best penalty kill percentage in the NHL (85.3). Additionally, Allen has coached in the AHL for 14 seasons.

Allen played professionally for 10 seasons in the All-American Hockey League, Atlantic Coast Hockey League, Colonial Hockey League, Central Hockey League and ECHL. Allen, a forward, won back-to-back Kelly Cups with the Carolina Thunderbirds in 1989 and the Greensboro Monarchs in 1990.

Allen and his wife, Traci, have two daughters: Mackenzie and Camryn.



## Mitch Love

### Assistant Coach

Love, 39, completed his first season with Washington after spending the previous two seasons as the head coach of the Calgary Flames' AHL affiliate, the Calgary Wranglers (2022-23) and Stockton Heat (2021-22). Love will primarily work with the Capitals' defensemen.

Love, who guided Calgary to an AHL-best 51-17-3-1 record in 2022-23, received the Louis A.R. Pieri Memorial Award as the AHL's outstanding coach for the second-consecutive season. Love became just the third coach in AHL history to win back-to-back Pieri Awards and the first to do so in his first two seasons in the league.

Under Love last season, Calgary ranked first in the AHL in goals against per game (2.42) and penalty kill percentage (85.1%) and fourth in goals for per game (3.56). In 2021-22, Stockton ranked third in the AHL in goals against per game (2.72) and finished with the league's second-best record. In two seasons as head coach, Love compiled a record of 96-33-8-3 and won two Pacific Division titles.

Prior to joining the Flames organization, Love was head coach of the Saskatoon Blades of the Western Hockey League (WHL) from 2018-21, where he posted a record of 95-44-12-4 over three seasons. The Quesnel, British Columbia native also served as an assistant coach with the Everett Silvertips of the WHL for seven seasons from 2011-18.

Internationally, Love was an assistant coach on Canada's gold-medal winning team at the 2020 IIHF World Junior Championship and served in the same role at the 2021 tournament, earning a silver medal. Love coached Capitals forward Connor McMichael at both tournaments. Love also earned a gold medal as an assistant coach for Canada at the 2018 Hlinka Gretzky Cup.

Love played professionally for six seasons, including five years in the AHL, where he recorded 27 points (6g, 21a) and 808 penalty minutes in 278 career games.



## Kirk Muller

### Assistant Coach

Muller, 58, completed his first year as an assistant coach with the Capitals after spending the previous two seasons as an associate coach with the Calgary Flames. Muller is responsible for the Capitals' power play and forwards.

The Kingston, Ontario native brings 17 years of NHL coaching experience to Washington, which includes two stints with the Montreal Canadiens as an assistant coach (2006-11) and as an associate coach (2016-21) and two seasons with the St. Louis Blues as an assistant coach (2014-16). Muller also served as head coach of the Carolina Hurricanes (2011-14) and the American Hockey League's (AHL) Milwaukee Admirals (2011). Muller's teams have qualified for the playoffs nine times, including two conference final appearances (Montreal: 2010; St. Louis: 2016), and have ranked in the top 10 in power-play percentage seven times. During Muller's tenure in St. Louis, the Blues owned the NHL's third-

highest power-play percentage (21.9 percent).

Internationally, Muller was an assistant coach for Canada at the 2012 and 2019 IIHF World Championships, earning a silver medal in 2019 along with Capitals forwards Dylan Strome and Anthony Mantha. Prior to joining the coaching ranks, Muller appeared in 1,349 games over 19 NHL seasons with the New Jersey Devils, Montreal, New York Islanders, Toronto Maple Leafs, Florida Panthers and Dallas Stars, recording 959 points (357g, 602a). Muller, the second overall pick in the 1984 NHL Draft, won the Stanley Cup with the Canadiens in 1993.

Muller and his wife, Stacey, have four daughters, Brittney, Kourtney, Bryelle and Kira.



## Kenny McCudden

### Assistant Coach-Skills Coach

McCudden, 61, joined the Capitals in 2023-24 after spending the previous eight seasons as an assistant coach with the Columbus Blue Jackets. During his eight seasons with Columbus, McCudden worked closely with Blue Jackets players, including Seth Jones, Cam Atkinson, Zach Werenski, Josh Anderson and Oliver Bjorkstrand, who all registered career highs in points during his tenure. In 2016-2017, McCudden was part of Jack Adams Award winner John Tortorella's coaching staff.

A Chicago native, McCudden joined the Blue Jackets in 2015 as a skills coach after spending 16 seasons as the skating and skills coach for the American Hockey League's (AHL) Chicago Wolves. With Chicago, McCudden helped the Wolves advance to the 2005 Calder Cup Finals and capture the Calder Cup championship in 2008.

McCudden has worked with numerous NHL players and prospects as a skills coach and instructed at development camps for the Colorado Avalanche, St. Louis Blues and Atlanta Thrashers. In addition, McCudden served as the skating and skills coach for the United States Women's National Team from 2011-14 and as a scout for the silver medal-winning squad at the 2014 Winter Olympics in Sochi, Russia.



## Scott Murray

### Goaltending Coach

Scott Murray completed his seventh season as the Capitals' goaltending coach. Prior to joining Washington, Murray spent four seasons with the Hershey Bears of the American Hockey League (AHL).

Over the last six seasons, Capitals goaltenders have combined for 253 wins, the eighth-most wins in the NHL.

During the 2022-23 season, Murray worked with goaltenders Darcy Kuemper and Charlie Lindgren. Kuemper appeared in 57 games for the Capitals in his first season with the team, which tied his single-season career high in games played (2021-22: 57 GP). Among goaltenders with at least 55 starts in 2022-23, Kuemper ranked eighth in the NHL in goals-against average (2.87) and save percentage (.909) and his five shutouts last season were tied for the second most in the NHL (Ilya Sorokin, New York Islanders: 6 SO; Alexandar Georgiev, Colorado Avalanche: 5 SO; Jake Oettinger, Dallas Stars: 5 SO). Lindgren set NHL career highs in games played (31), games started (26) and wins (13) in 2022-23. Lindgren, who posted a 9-1-0 record with a 1.90 goals-against average and a .934 save percentage from Dec. 5 to Dec. 31, was named the NHL's First Star for the week ending Dec. 11 and finished the month tied for first in the NHL in wins.

During the Capitals' 2017-18 Stanley Cup-winning season, Murray helped Braden Holtby set a franchise record for most wins in the postseason and lead all NHL goalies in goals-against average (2.16) during the playoffs.

Murray joined the Capitals organization in 2013 after spending four seasons as the goaltending coach for the Sudbury Wolves of the Ontario Hockey League. Murray, 44, played hockey collegiately at Lake Superior State University. The St. Clements, Ontario, native also played for the San Angelo Saints (Central Hockey League) and Motor City Mechanics (United Hockey League) during his professional career.

Murray and his wife Renee have three children, a son Tylar, and two daughters, Ella and Liv.



## Brett Leonhardt

### Assistant Coach - Video

Brett Leonhardt completed his 12th season as the Capitals' video coach and sixth as an assistant coach. Leonhardt's responsibilities include developing and delivering game plan meetings and pre-scouting opponents at five-on-five play.

Leonhardt spent two seasons in the NHL office in Toronto as their video manager for hockey operations beginning in 2011. In his role, he was responsible for breaking down and handling all video for rule changes, video reviews, officiating issues and more.

Prior to his time with the NHL, Leonhardt received a Bachelor of Arts in communications and media arts at Neumann University and was a recipient of the John A. Phillips Scholar-Athlete Award as well as the John Facenda Award for excellence in communication arts. He played hockey collegiately at both Neumann University and Oswego State University after spending three seasons playing for the Cambridge Winterhawks and Kitchener Dutchmen of the GOJHL.

Leonhardt was born in Kitchener, Ont. He and his wife Logan, reside in Ashburn, Va., with their twin boys, Beckham and Lennox.



## Emily Engel-Natzke

### Video Coach

Emily Engel-Natzke completed her second season with the Capitals. Engel-Natzke, 32, previously served as video coach for Washington's AHL affiliate the Hershey Bears during the 2020-21 and 2021-22 seasons.

With Hershey, Engel-Natzke was responsible for producing opponent pre-scouts and coaching reports, as well as in-game and postgame video breakdowns.

The Fort Collins, Colorado native previously worked with the University of Wisconsin's men's and women's hockey teams as video coordinator from 2015-2017 and as assistant director of operations/video coordinator with the men's team from 2017-2020.

In addition, Engel-Natzke has worked with USA Hockey as a video coach for the U18 and Senior Women's National Teams. Engel-Natzke was part of the gold-medal winning staffs for the U18 team at the 2018 Women's World Championship in Dmitrov, Russia, and for the Senior Women's team at the 2019 World Championship in Espoo, Finland.

Engel-Natzke and her wife, Spencer, reside in Vienna with their dog, Hat Trick, and three cats, Sophia, Juusto and Lucy.



## Jason Serbus

### Director of Sports Medicine and Head Athletic Trainer

Jason Serbus completed his seventh season as head athletic trainer and second as director of sports medicine with the Washington Capitals where he oversees all aspects of the team's medical operations. On Jan. 7, 2019 against Detroit, Serbus took part in his 1,500th career professional game.

Prior to joining Washington, Serbus was the head athletic trainer with the Arizona Coyotes for nine seasons. Serbus worked as an athletic trainer for the U.S. Men's National Team for the third time in 2017 at the IIHF World Championships in Germany after being with the Men's National Team during the 2016 World Championships in Russia and 2009 in Switzerland. Serbus also has served as the athletic trainer for the USA Hockey U-17 team on four occasions. Additionally, he worked three seasons as the assistant athletic trainer with the Tampa Bay Lightning and four seasons with their ECHL affiliate Pensacola Ice Pilots, earning "Athletic Trainer of the Year for Professional Sports" honors by the Athletic Trainers' Association of Florida in 2003.

A native of Bird Island, Minnesota, Serbus has worked with Eisbären Berlin of the DEL, the University of Wisconsin-River Falls, the Central Texas Stampede of the Western Professional Hockey League and at NovaCare Rehabilitation. A member of the National Athletic Trainers' Association, Virginia Athletic Trainers' Association, and the Professional Hockey Athletic Trainers Society, he earned his Bachelor of Science degree in Biology from the University of Wisconsin-River Falls and a Master of Arts degree in Exercise Physiology from the University of Northern Colorado.

Serbus resides in Falls Church, Va., with his wife, Paula, and son, Garrett.



## Steve Ruhmel

### Assistant Athletic Trainer

Steve Ruhmel completed his fourth season as assistant athletic trainer with the Washington Capitals.

Ruhmel joined the Capitals in 2020-21 after spending the previous four seasons as an assistant athletic trainer with the New Jersey Devils. Prior to joining the Devils, Ruhmel spent two seasons with the Florida Panthers' American Hockey League (AHL) affiliates, the San Antonio Rampage (2014-15) and the Portland Pirates (2015-16), as the team's head athletic trainer. Additionally, Ruhmel worked for two years as the head athletic trainer with the Florida Everblades in the

East Coast Hockey League (ECHL) from 2012-14 and as a graduate assistant athletic trainer with the mens' and womens' hockey program at Elmira College. Ruhmel is a licensed athletic trainer and massage therapist.

The Land O' Lakes, Fla., native completed his undergraduate studies at the University of South Florida, earning a degree in athletic training and received his master's degree in education with a certificate in health services management from Elmira College. He currently resides in Falls Church, Va., with his wife, Stephanie, his daughter, Riley and son, Beckett.



## Murphy Luatua

### Assistant Athletic Trainer

Murphy Luatua joined Washington in 2020-21 and completed his fourth season as the team's assistant athletic trainer after spending the previous two seasons as the head athletic trainer for the Hershey Bears in the American Hockey League (AHL).

Luatua first worked with Hershey with Pivot Physical Therapy where he served as a Certified Athletic Trainer starting in 2014. Working with former Capitals head athletic trainer Greg Smith at Pivot, Luatua would travel to assist with Bears practices and games before joining the team full-time.

Also at Pivot, Luatua served as head athletic trainer of Westminster High School. From 2012-14, Luatua worked at McDaniel College as a graduate assistant athletic trainer. He received his master's degree from McDaniel College in 2014, and attended Bridgewater College for his bachelor of science in athletic training.

Luatua and his wife Megan have two children, daughter, Amelia and son, Murphy.



## Zach Bryne

### Massage Therapist

Zach Bryne completed his fourth season as the team's massage therapist. Prior to joining the Capitals, Bryne worked as the massage therapist for the AHL's Syracuse Crunch for one season.

Bryne obtained his massage certification at Lauterstein-Conway Massage School in Austin, Texas. He has a certification in sports manual therapy and advanced deep tissue. Bryne worked with the AHL's Texas Stars from 2012 to 2014 and won a Calder Cup during the 2013-14 season.

Originally from Philadelphia, Bryne resides in Arlington, Va.



## Zack Leddon

### Head Strength and Conditioning Coach

Zack Leddon completed his first season as head strength coach after serving as the team's assistant strength and conditioning coach for the past five seasons.

Leaddon is responsible for the strength and conditioning of all Capitals players, which includes both in season and off-season workouts, on-ice conditioning, and injury rehab. Working closely with assistant strength and conditioning coach Mike Wagner, nutritionist Sue Saunders and regeneration Dr. David LeMay, Leaddon oversees the on-ice monitoring of players' conditioning, nutritional strategies, and supplement program.

In addition, Leaddon works closely with Kurtis Freter, Hershey Bears head strength & conditioning coach, in the development of the Capitals prospects in Hershey and drafted players in North America and overseas.

Leaddon graduated with a bachelor's degree in exercise science from the University of North Carolina Wilmington in 2014 and received a master's degree in strength and conditioning from George Washington University in 2017.

A native of Whitsett, N.C., Leaddon currently resides in North Springfield, Va. with his wife Anna and his dog Millie.



## Mike Wagner

### Assistant Strength and Conditioning Coach

Mike Wagner completed his first season as assistant strength and conditioning coach with the Washington Capitals after spending the past seven seasons as the strength and conditioning coach for Washington's AHL affiliate, the Hershey Bears.

A Hershey native, Wagner has worked with the University of Maryland, Millersville University and Villanova University. Wagner has a master's degree in exercise science and health promotion with a concentration in injury prevention and performance enhancement. Wagner and his wife Katrina have two children, son Reid and daughter Katerina.



## Brock Myles

### Head Equipment Manager

Brock Myles completed his 18th season as head equipment manager with the Washington Capitals. Myles joined the Capitals after spending eight seasons in the American Hockey League (AHL), where he served as the head equipment manager for both the Portland Pirates (2001-06) and the Louisville Panthers (1999-01). Prior to his stint in the AHL, Myles worked as the head equipment manager for the Port Huron Border Cats and the Detroit Falcons of the United Hockey League (UHL).

Myles received his degree in sports administration from Durham College in Oshawa and Sports Equipment and Business from Humber College in Toronto. Myles, a native of Chesley, Ont., became a United States citizen in July 2013. He resides in Alexandria, Va., with his wife Shannon, and their two children. Myles enjoys golf and traveling and is a member of the Society of Professional Hockey Equipment Managers (SPHEM).



## Craig Leydig

### Equipment Assistant

Craig Leydig completed his 34th season with the Washington Capitals equipment staff.

During his tenure with the Capitals, Leydig received numerous professional honors. Leydig oversaw the locker room operations in the 2009 NCAA Frozen Four Tournament in Washington, D.C. and represented the team in the 1999 NHL All-Star Game in Tampa Bay, Florida and the 2018 NHL All-Star Game in Tampa Bay, Florida. A veteran of over 2,500 games, Leydig joined the Capitals from the New York Islanders, where he served one season as the assistant athletic trainer.

A native of Washington, D.C., Leydig, who is certified in Advanced First Aid and CPR, attended Prince George's Community College in Maryland. He and his wife, Mary, live in Annapolis with their children: Cameron, Luke, Brooke, Andrew and Caroline.



## Dave Marin

### Equipment Assistant

Dave Marin completed his 16th year with the Washington Capitals and 13th season as an equipment assistant.

Marin splits his duties between assisting the Capitals equipment staff with the day-to-day equipment and locker room maintenance, and serving as the visiting dressing room manager. Marin manages the visiting team equipment upon arrival and assists the visiting team's equipment staff with all of their needs while in town.

A native of Alexandria, Va., Marin spent two years as assistant equipment manager with the Columbia Inferno of the ECHL and is a graduate of the University of South Carolina. He and his wife, Rachel, and his daughters, Brynn and Bailey, reside in Falls Church, Va.



## Cameron Parker

### Equipment Assistant

Cameron Parker completed his fourth season with the Capitals after spending the previous four seasons with the South Carolina Stingrays in the ECHL.

Prior to his time in South Carolina, Parker worked as an assistant equipment manager with the Springfield Falcons in the American Hockey League (AHL) in 2015-16.

Parker additionally spent time as an Assistant Equipment Manager at the College of Holy Cross from 2013-2015, overseeing operations for the men's and women's hockey team in addition to other sports. A 2012 graduate of Southern New Hampshire University, Parker also served as the Equipment Manager for the men's hockey team at his alma mater from 2009-2012. Parker is a member of the Society of Professional Hockey Equipment Members.

A native of Nashua, N.H., Parker and his wife Ali reside in Arlington, Va.

**HOCKEY OPERATIONS STAFF**



**Kris Wagner**  
Director of Hockey Operations



**Rob Tillotson**  
Director of Team Services



**Tim Barnes**  
Director of Hockey Analytics



**H.T. Lenz**  
Manager of Hockey Analytics



**Jeremy Sinton**  
Manager of Hockey Operations



**Ralph Rice**  
Team Security

**PLAYER DEVELOPMENT**



**Steve Richmond**  
Director of Player Development



**Dr. Aimee Kimball**  
Senior Director of Team and  
Organizational Development



**Brooks Orpik**  
Player Development



**Jim Slater**  
Player Development



**Olie Kolzig**  
Player Development

**SCOUTING STAFF**



**Danny Brooks**  
Director of  
Player Recruitment



**Jason Fitzsimmons**  
Director Minor League  
Operations



**Brian Sutherby**  
Head Pro Scout



**Rich Alger**  
Amateur Scout



**Steve Bowman**  
Reserve List Scout



**Darrell Baumgartner**  
Amateur Scout



**Matt Bradley**  
Pro Scout



**Alan Haworth**  
Amateur Scout



**Phil Horner**  
Amateur Scout



**Matti Lamberg**  
European Scout



**Evan Marble**  
Amateur Scout



**Martin Pouliot**  
Reserve List Scout



**Karl Stewart**  
Amateur Scout



**A.J. Toews**  
Amateur Scout



**Mats Weiderstal**  
European Scout

**Not pictured:**  
**Jeremy Browning, Maddie Bishop, Peter Ihnacak,**  
**Ali Laaouan, Bretton Stamler, Daniel Vukovic**  
Scouts



CAESARS SPORTSBOOK  
WASHINGTON  
capitals

OVECHKIN

McMICHAEL  
24

8

24

24



# 2023-24 WASHINGTON CAPITALS ROSTER

<b>FORWARDS (15)</b>	<b>NO.</b>	<b>HT.</b>	<b>WT.</b>	<b>SHOOTS</b>	<b>BORN</b>	<b>BIRTHPLACE</b>
Nicolas Aube-Kubel	96	6'0"	213	Right	5/10/96	Slave Lake, Alberta
Nicklas Backstrom*	19	6'1"	199	Left	11/23/87	Gavle, Sweden
Nic Dowd	26	6'1"	191	Right	5/27/90	Huntsville, Alabama
Hendrix Lapierre	29	6'0"	188	Left	2/9/02	Gatineau, Quebec
Beck Malenstyn	47	6'2"	208	Left	2/4/98	Delta, British Columbia
Connor McMichael	24	6'0"	182	Left	1/15/01	Ajax, Ontario
Sonny Milano	15	6'0"	202	Left	5/12/96	Massapequa, New York
Ivan Miroschnichenko	63	6'0"	192	Right	2/4/04	Ussuriysk, Russia
T.J. Oshie	77	6'0"	200	Right	12/23/86	Everett, Washington
Alex Ovechkin	8	6'3"	238	Right	9/17/85	Moscow, Russia
Max Pacioretty	67	6'2"	217	Left	11/20/88	New Canaan, Connecticut
Aliaksei Protas	21	6'6"	237	Left	1/6/01	Vitebsk, Belarus
Mike Sgarbossa	23	6'0"	185	Left	7/25/92	Campbellville, Ontario
Dylan Strome	17	6'3"	194	Left	3/7/97	Mississauga, Ontario
Tom Wilson	43	6'4"	224	Right	3/29/94	Toronto, Ontario
<b>DEFENSEMEN (10)</b>						
Alex Alexeyev	27	6'4"	212	Left	11/15/99	St. Petersburg, Russia
Ethan Bear	25	5'11"	197	Right	6/26/97	Regina, Saskatchewan
John Carlson	74	6'3'	215	Right	1/10/90	Natick, Massachusetts
Martin Fehervary	42	6'2"	202	Left	10/6/99	Bratislava, Slovakia
Vincent Iorio	2	6'4"	205	Right	11/14/02	Coquitlam, British Columbia
Nick Jensen	3	6'1"	205	Right	9/21/90	Rogers, Minnesota
Lucas Johansen	46	6'2"	189	Left	11/16/97	Vancouver, British Columbia
Dylan McIlrath	52	6'5"	240	Right	4/20/92	Winnipeg, Manitoba
Rasmus Sandin	38	5'11"	189	Left	3/7/00	Uppsala, Sweden
Trevor van Riemsdyk	57	6'3"	190	Right	7/24/91	Middletown, New Jersey
<b>GOALTENDERS (3)</b>				<b>CATCHES</b>		
Mitchell Gibson	78	6'1"	188	Left	6/25/99	Phoenixville, Pennsylvania
Darcy Kuemper	35	6'5"	210	Left	5/5/90	Saskatoon, Saskatchewan
Charlie Lindgren	79	6'2"	185	Right	12/18/93	Lakeville, Minnesota

\*Injured Reserve



A  
WASHINGTON  
Capitals

72

BAUER

BOYD  
FREEDOM & BLISS

FAS

BAUER



# ALEX ALEXEYEV

# 27

## BIOGRAPHICAL INFO

**DEFENSE** | HEIGHT: 6'4" | WEIGHT: 212 | SHOOTS: Left  
**BORN:** November 15, 1999 | **BIRTHPLACE:** St. Petersburg, Russia  
**DRAFTED:** Capitals' first-round choice, 31st overall, in the 2018 NHL Draft

## REGULAR SEASON

## PLAYOFFS

YEAR	TEAM	LEAGUE	GP	G	A	PTS	PIM	+/-	PP	SH	GW	S	GP	G	A	PTS	PIM
2015-16	Serebryanye Lvy	MHL	20	1	1	2	8	4	-	-	-	-	-	-	-	-	-
	Russia U17	WHC-17	6	0	4	4	2	-	-	-	-	-	-	-	-	-	-
	Russia U18	WJC-18	5	0	2	2	4	-1	-	-	-	-	-	-	-	-	-
2016-17	Red Deer	WHL	41	4	17	21	24	7	1	0	1	-	-	-	-	-	-
2017-18	Red Deer	WHL	45	7	30	37	29	-3	2	0	0	79	3	2	3	5	2
2018-19	Red Deer	WHL	49	10	33	43	34	19	3	0	2	129	-	-	-	-	-
	Russia U20	WJC-20	7	2	4	6	10	9	-	-	-	-	-	-	-	-	-
2019-20	Hershey	AHL	58	3	18	21	16	8	0	0	0	86	-	-	-	-	-
2020-21	Salavat Yulaev	KHL	55	8	8	16	10	3	1	0	2	65	9	0	1	1	4
	Hershey	AHL	12	2	7	9	4	11	0	0	1	23	-	-	-	-	-
2021-22	Hershey	AHL	68	1	18	19	51	6	0	0	0	80	3	0	1	1	0
	<b>CAPITALS</b>	<b>NHL</b>	<b>1</b>	<b>0</b>	<b>0</b>	<b>0</b>	<b>2</b>	<b>0</b>	<b>0</b>	<b>0</b>	<b>0</b>	<b>0</b>	-	-	-	-	-
2022-23	<b>CAPITALS</b>	<b>NHL</b>	<b>32</b>	<b>0</b>	<b>5</b>	<b>5</b>	<b>4</b>	<b>-2</b>	<b>0</b>	<b>0</b>	<b>0</b>	<b>28</b>	-	-	-	-	-
	Hershey	AHL	4	0	1	1	0	1	0	0	0	5	-	-	-	-	-
2023-24	<b>CAPITALS</b>	<b>NHL</b>	<b>39</b>	<b>1</b>	<b>2</b>	<b>3</b>	<b>6</b>	<b>-8</b>	<b>0</b>	<b>0</b>	<b>0</b>	<b>20</b>	-	-	-	-	-
<b>NHL / CAPITALS TOTALS</b>			<b>72</b>	<b>1</b>	<b>7</b>	<b>8</b>	<b>12</b>	<b>-10</b>	<b>0</b>	<b>0</b>	<b>0</b>	<b>48</b>	-	-	-	-	-

## VS. THE NHL

TEAM	GP	G	A	PTS	PIM
ANA	2	0	1	1	0
ARI	2	0	0	0	0
BOS	3	0	0	0	0
BUF	4	1	1	2	0
CGY	3	0	0	0	2
CAR	2	0	0	0	0
CHI	2	0	0	0	0
CBJ	4	0	1	1	0
DET	3	0	0	0	0
EDM	2	0	0	0	0
FLA	3	0	0	0	2
LAK	1	0	0	0	0
MIN	2	0	0	0	0
MTL	1	0	0	0	0
NSH	1	0	0	0	2
NJD	3	0	0	0	0
NYI	4	0	0	0	2
NYR	3	0	0	0	0
OTT	3	0	0	0	0
PHI	4	0	0	0	0
PIT	4	0	1	1	0
SJS	1	0	0	0	0
SEA	2	0	1	1	2
STL	3	0	1	1	2
TBL	2	0	0	0	0
TOR	3	0	0	0	0
VAN	1	0	1	1	0
VGK	2	0	0	0	0
WPG	2	0	0	0	0

## 2023-24

Established a single-season career high in games played (39)... Blocked a career-high seven shots, 4/16 at PHI... Skated a season-high 21:42 and recorded a career-high eight hits, 4/13 vs. TBL... Recorded his second assist of the season, 3/16 at VAN... Recorded his first assist of the season, 3/7 at PIT... Recorded a game-high five blocks, 2/26 vs. OTT... Scored his first career NHL goal, 11/22 vs. BUF



# NICOLAS AUBE-KUBEL



96

## BIOGRAPHICAL INFO

**RIGHT WING** | HEIGHT: 6'0" | WEIGHT: 213 | SHOOTS: Right  
**BORN:** May 10, 1996 | **BIRTHPLACE:** Slave Lake, Alberta  
**ACQUIRED:** Claimed off waivers, November 5, 2022

## VS. THE NHL

TEAM	GP	G	A	PTS	PIM
ANA	10	1	1	2	12
ARI	12	0	0	0	8
BOS	17	0	0	0	15
BUF	17	1	2	3	15
CGY	3	0	0	0	0
CAR	9	2	2	4	0
CHI	7	0	4	4	4
COL	5	0	0	0	4
CBJ	6	2	2	4	2
DAL	7	1	1	2	2
DET	7	0	3	3	2
EDM	7	0	1	1	2
FLA	8	1	0	1	11
LAK	10	4	2	6	2
MIN	6	0	0	0	4
MTL	6	0	0	0	4
NSH	7	2	3	5	6
NJD	13	1	3	4	2
NYI	17	2	1	3	10
NYR	20	4	5	9	18
OTT	7	0	3	3	2
PHI	5	0	0	0	2
PIT	16	1	5	6	8
SJS	6	2	1	3	2
SEA	4	3	0	3	6
STL	5	1	0	1	4
TBL	9	1	0	1	7
TOR	6	0	1	1	2
VAN	4	0	1	1	2
VGK	5	0	0	0	0
WSH	13	1	5	6	11
WPG	8	1	1	2	4

## REGULAR SEASON

## PLAYOFFS

YEAR	TEAM	LEAGUE	GP	G	A	PTS	PIM	+/-	PP	SH	GW	S	GP	G	A	PTS	PIM
2012-13	Val-d'Or	QMJHL	64	10	17	27	26	-4	0	0	2	94	10	1	0	1	8
	Canada - Quebec	WHC-17	6	4	4	8	2	-	-	-	-	-	-	-	-	-	-
2013-14	Val-d'Or	QMJHL	65	22	31	53	61	-1	4	0	3	166	24	4	9	13	20
2014-15	Val-d'Or	QMJHL	61	38	42	80	81	13	12	3	4	208	17	5	10	15	22
2015-16	Val-d'Or	QMJHL	61	38	46	84	71	38	9	5	6	221	6	3	0	3	12
	Lehigh Valley	AHL	6	2	1	3	6	3	0	0	1	11	-	-	-	-	-
2016-17	Lehigh Valley	AHL	71	9	9	18	55	10	0	0	2	73	4	0	0	0	0
2017-18	Lehigh Valley	AHL	72	18	28	46	86	24	0	0	4	123	10	0	0	0	8
2018-19	Lehigh Valley	AHL	54	16	14	30	69	-2	0	0	5	95	-	-	-	-	-
	Philadelphia	NHL	9	0	0	0	0	1	0	0	0	2	-	-	-	-	-
2019-20	Philadelphia	NHL	36	7	8	15	19	1	2	0	1	48	13	2	1	3	8
	Lehigh Valley	AHL	26	5	3	8	20	4	0	1	1	50	-	-	-	-	-
2020-21	Philadelphia	NHL	50	3	9	12	44	-3	0	0	0	53	-	-	-	-	-
2021-22	Colorado	NHL	67	11	11	22	41	14	0	0	2	78	14	0	0	0	4
	Philadelphia	NHL	7	0	1	1	6	-3	0	0	0	9	-	-	-	-	-
2022-23	CAPITALS	NHL	47	4	8	12	46	2	0	0	0	65	-	-	-	-	-
	Toronto	NHL	6	0	0	0	4	-1	0	0	0	2	-	-	-	-	-
2023-24	CAPITALS	NHL	60	6	10	16	23	4	0	0	0	58	-	-	-	-	-
	Hershey	AHL	11	1	2	3	4	-1	0	0	0	15	-	-	-	-	-
	<b>NHL TOTALS</b>		<b>282</b>	<b>31</b>	<b>47</b>	<b>78</b>	<b>183</b>	<b>+15</b>	<b>2</b>	<b>0</b>	<b>3</b>	<b>315</b>	<b>27</b>	<b>2</b>	<b>1</b>	<b>3</b>	<b>12</b>
	<b>CAPITALS TOTALS</b>		<b>107</b>	<b>10</b>	<b>18</b>	<b>28</b>	<b>69</b>	<b>6</b>	<b>0</b>	<b>0</b>	<b>0</b>	<b>123</b>	<b>-</b>	<b>-</b>	<b>-</b>	<b>-</b>	<b>-</b>

## 2023-24

Ranked tied for second on Washington in plus/minus (+4) and fifth in hits (159)... Recorded a Capitals season-high 10 hits, 3/20 vs. TOR... Scored his sixth goal of the season, 2/22 at TBL... Recorded a goal and two assists, marking his first career three-point game, 1/7 vs. LAK... Skated a season-high 18:29, 12/21 at CBJ... Made his season debut and recorded his ninth career multi-point game (1g, 1a), 11/10 at NJD

## PLAYOFFS VS. THE NHL

TEAM	GP	G	A	PTS	PIM
BOS	1	0	0	0	0
EDM	2	0	0	0	2
MTL	3	0	0	0	4
NSH	4	0	0	0	0
NYI	7	0	1	1	2
STL	6	0	0	0	2
TBL	3	2	0	2	2
WSH	1	0	0	0	0



# NICKLAS BACKSTROM



19

## BIOGRAPHICAL INFO

**CENTER** | HEIGHT: 6'1" | WEIGHT: 199 | SHOOTS: Left  
**BORN:** November 23, 1987 | **BIRTHPLACE:** Gävle, Sweden  
**DRAFTED:** Capitals' first-round choice, fourth overall, in the 2006 NHL Draft

## VS. THE NHL

TEAM	GP	G	A	PTS	PIM
ANA	19	7	14	21	2
ARI	19	3	10	13	16
BOS	52	11	42	53	16
BUF	53	13	27	40	20
CGY	21	7	16	23	8
CAR	66	15	47	62	36
CHI	17	6	12	18	4
COL	19	5	7	12	6
CBJ	41	8	23	31	24
DAL	20	6	16	22	10
DET	25	4	21	25	10
EDM	19	6	9	15	8
FLA	54	14	37	51	42
LAK	18	3	9	12	6
MIN	21	2	18	20	8
MTL	44	12	24	36	26
NSH	23	5	16	21	10
NJD	62	18	42	60	16
NYI	63	13	46	59	32
NYR	61	12	38	50	28
OTT	45	12	28	40	20
PHI	61	21	44	65	24
PIT	62	11	54	65	34
SJS	21	2	14	16	10
SEA	1	0	1	1	0
STL	21	9	16	25	4
TBL	54	14	49	63	40
TOR	46	10	37	47	28
VAN	19	0	13	13	12
VGK	9	4	2	6	0
WPG	49	18	30	48	4

## REGULAR SEASON

## PLAYOFFS

YEAR	TEAM	LEAGUE	GP	G	A	PTS	PIM	+/-	PP	SH	GW	S	GP	G	A	PTS	PIM
2004-05	Brynäs	J20Selit	29	17	17	34	24	-	-	-	-	-	10	1	1	2	0
	Brynäs	SEL	19	0	0	0	2	-	-	-	-	-	-	-	-	-	-
2005-06	Brynäs	SEL	46	10	16	26	30	-	-	-	-	-	4	1	0	1	2
	Brynäs	J20Selit	-	-	-	-	-	-	-	-	-	-	1	0	0	0	2
	Sweden	WJC	6	4	3	7	2	-	-	-	-	-	-	-	-	-	-
	Sweden	WJC	6	4	3	7	2	-	-	-	-	-	-	-	-	-	-
2006-07	Brynäs	SEL	45	12	28	40	46	-	-	-	-	-	7	3	3	6	6
	Sweden	WJC	7	0	7	7	6	-	-	-	-	-	-	-	-	-	-
	Sweden	WC	9	1	5	6	4	-	-	-	-	-	-	-	-	-	-
2007-08	<b>CAPITALS</b>	<b>NHL</b>	82	14	55	69	24	13	3	0	4	153	7	4	2	6	2
	Sweden	WC	9	3	4	7	4	-	-	-	-	-	-	-	-	-	-
2008-09	<b>CAPITALS</b>	<b>NHL</b>	82	22	66	88	46	16	14	0	1	174	14	3	12	15	8
2009-10	<b>CAPITALS</b>	<b>NHL</b>	82	33	68	101	50	37	11	0	4	222	7	5	4	9	4
	Sweden	Olympics	4	1	5	6	0	-	-	-	-	-	-	-	-	-	-
2010-11	<b>CAPITALS</b>	<b>NHL</b>	77	18	47	65	40	24	4	1	2	202	9	0	2	2	4
2011-12	<b>CAPITALS</b>	<b>NHL</b>	42	14	30	44	24	-4	3	0	4	95	13	2	6	8	18
2012-13	<b>CAPITALS</b>	<b>NHL</b>	48	8	40	48	20	8	3	0	1	82	7	1	2	3	0
2013-14	<b>CAPITALS</b>	<b>NHL</b>	82	18	61	79	54	-20	6	1	1	196	-	-	-	-	-
	Sweden	Olympics	5	0	4	4	0	3	0	0	0	7	-	-	-	-	-
2014-15	<b>CAPITALS</b>	<b>NHL</b>	82	18	*60	78	40	5	3	0	3	153	14	3	5	8	2
2015-16	<b>CAPITALS</b>	<b>NHL</b>	75	20	50	70	36	17	3	0	4	129	12	2	9	11	8
2016-17	<b>CAPITALS</b>	<b>NHL</b>	82	23	63	86	38	17	8	0	5	162	13	6	7	13	2
	Sweden	World Cup	4	2	2	4	2	3	-	-	-	-	-	-	-	-	-
	Sweden	WC	5	3	4	7	8	6	-	-	-	-	-	-	-	-	-
2017-18	<b>CAPITALS</b>	<b>NHL</b>	81	21	50	71	46	5	7	0	4	165	20	5	18	23	6
2018-19	<b>CAPITALS</b>	<b>NHL</b>	80	22	52	74	30	2	7	0	5	169	7	5	3	8	4
2019-20	<b>CAPITALS</b>	<b>NHL</b>	61	12	42	54	14	-1	2	0	0	132	5	0	1	1	0
2020-21	<b>CAPITALS</b>	<b>NHL</b>	55	15	38	53	14	0	5	0	0	91	5	0	1	1	0
2021-22	<b>CAPITALS</b>	<b>NHL</b>	47	6	25	31	12	-8	1	0	1	68	6	2	4	6	4
2022-23	<b>CAPITALS</b>	<b>NHL</b>	39	7	14	21	14	-25	6	0	0	59	-	-	-	-	-
2023-24	<b>CAPITALS</b>	<b>NHL</b>	8	0	1	1	2	-3	0	0	0	12	-	-	-	-	-

**NHL / CAPITALS TOTALS**  
 \* League Leader

1105 271 762 1033 504 83 86 2 39 2,264 139 38 76 114 62

## PLAYOFFS VS. THE NHL

TEAM	GP	G	A	PTS	PIM
BOS	12	1	4	5	16
CAR	7	5	3	8	4
CBJ	6	2	6	8	2
FLA	6	2	4	6	4
MTL	7	5	4	9	4
NYI	9	3	3	6	2
NYR	33	2	15	17	8
PHI	14	6	7	13	8
PIT	25	8	16	24	6
TBL	9	1	4	5	4
TOR	6	2	4	6	2
VGK	5	1	6	7	2

## 2023-24

Was limited to eight games (hip)... Played in his 1,100th career game, becoming one of six active players with 1,100 GP and 1,000 points, 10/18 at OTT



# ETHAN BEAR

# 25

## BIOGRAPHICAL INFO

**DEFENSE** | HEIGHT: 5'11" | WEIGHT: 197 | SHOOTS: Right  
**BORN:** June 26, 1997 | **BIRTHPLACE:** Regina, Saskatchewan  
**ACQUIRED:** Signed as free agent, December 28, 2023

## REGULAR SEASON

## PLAYOFFS

YEAR	TEAM	LEAGUE	GP	G	A	PTS	PIM	+/-	PP	SH	GW	S	GP	G	A	PTS	PIM
2012-13	Seattle	WHL	1	0	0	0	0	0	0	0	0	-	-	-	-	-	-
2013-14	Seattle	WHL	58	6	13	19	18	1	3	0	0	-	9	2	2	4	6
2014-15	Seattle	WHL	69	13	25	38	23	1	7	0	1	-	6	1	2	3	0
	Canada U18	WHL	7	0	3	3	6	7	-	-	-	-	-	-	-	-	-
2015-16	Seattle	WHL	69	19	46	65	33	14	12	0	3	-	18	8	14	22	8
2016-17	Seattle	WHL	67	28	42	70	21	34	14	0	9	-	17	6	20	26	12
2017-18	Edmonton	NHL	18	1	3	4	10	-11	1	0	0	20	-	-	-	-	-
	Bakersfield	AHL	37	6	12	18	12	-8	0	0	2	55	-	-	-	-	-
2018-19	Bakersfield	AHL	52	6	25	31	34	14	1	0	0	88	8	2	2	4	4
2019-20	Edmonton	NHL	71	5	16	21	33	-4	1	0	1	99	4	0	0	0	0
2020-21	Edmonton	NHL	43	2	6	8	14	-1	0	0	1	53	4	0	0	0	0
2021-22	Carolina	NHL	58	5	9	14	20	1	0	0	2	97	-	-	-	-	-
2022-23	Vancouver	NHL	61	3	13	16	25	6	0	0	1	75	-	-	-	-	-
	Canada	WC	8	0	0	0	4	-1	-	-	-	-	-	-	-	-	-
2023-24	<b>CAPITALS</b>	<b>NHL</b>	<b>24</b>	<b>1</b>	<b>3</b>	<b>4</b>	<b>10</b>	<b>-5</b>	<b>0</b>	<b>0</b>	<b>1</b>	<b>24</b>	-	-	-	-	-
<b>NHL / CAPITALS TOTALS</b>			<b>275</b>	<b>17</b>	<b>50</b>	<b>67</b>	<b>112</b>	<b>-14</b>	<b>2</b>	<b>0</b>	<b>6</b>	<b>368</b>	<b>8</b>	<b>0</b>	<b>0</b>	<b>0</b>	<b>0</b>

## VS. THE NHL

TEAM	GP	G	A	PTS	PIM
ANA	9	3	2	5	2
ARI	9	0	0	0	2
BOS	7	0	2	2	4
BUF	4	1	0	1	0
CGY	18	1	5	6	9
CAR	5	1	0	1	0
CHI	8	0	4	4	10
COL	9	2	3	5	4
CBJ	8	1	0	1	4
DAL	5	1	0	1	2
DET	8	1	0	1	8
EDM	4	0	0	0	0
FLA	9	0	2	2	0
LAK	12	0	0	0	8
MIN	7	0	3	3	4
MTL	13	1	1	2	0
NSH	8	0	2	2	4
NJD	8	1	0	1	0
NYI	7	0	3	3	6
NYR	8	0	2	2	0
OTT	11	0	3	3	6
PHI	5	1	1	2	2
PIT	8	0	3	3	2
SJS	9	1	3	4	0
SEA	3	0	0	0	5
STL	10	0	1	1	0
TBL	7	0	1	1	8
TOR	14	1	3	4	6
VAN	15	0	3	3	6
VGK	8	1	1	2	4
WSH	4	0	1	1	2
WPG	15	0	1	1	4

## 2023-24

Recorded his third assist of the season, 2/26 vs. OTT... Scored the game-winning goal, his first goal as a Capital, 1/16 vs. ANA... Recorded his first point as a Capital (1a), 1/2 at PIT... Made his Capitals debut and skated 20:05, 12/30 vs. NSH

## PLAYOFFS VS. THE NHL

TEAM	GP	G	A	PTS	PIM
CHI	4	0	0	0	0
WPG	4	0	0	0	0



# JOHN CARLSON



74

## BIOGRAPHICAL INFO

DEFENSE | HEIGHT: 6'3" | WEIGHT: 215 | SHOOTS: Right  
 BORN: January 10, 1990 | BIRTHPLACE: Natick, Massachusetts  
 DRAFTED: Capitals' first-round choice, 27th overall, in the 2008 NHL Draft

## VS. THE NHL

TEAM	GP	G	A	PTS	PIM
ANA	19	4	15	19	0
ARI	20	6	6	12	6
BOS	44	10	17	27	10
BUF	43	4	17	21	10
CGY	23	3	5	8	8
CAR	54	10	30	40	18
CHI	21	4	13	17	8
COL	21	3	10	13	16
CBJ	35	6	19	25	14
DAL	22	5	8	13	8
DET	29	4	17	21	4
EDM	20	1	14	15	4
FLA	44	7	20	27	18
LAK	20	5	9	14	6
MIN	18	0	7	7	8
MTL	41	3	21	24	22
NSH	21	1	17	18	22
NJD	57	10	34	44	32
NYI	56	8	26	34	14
NYR	52	7	32	39	12
OTT	37	9	14	23	8
PHI	57	4	30	34	16
PIT	53	7	27	34	12
SJS	21	2	16	18	8
SEA	6	0	2	2	2
STL	21	4	13	17	2
TBL	48	9	23	32	18
TOR	39	6	27	33	14
VAN	20	6	13	19	4
VGK	10	0	7	7	6
WPG	37	3	14	17	12

## REGULAR SEASON

## PLAYOFFS

YEAR	TEAM	LEAGUE	GP	G	A	PTS	PIM	+/-	PP	SH	GW	S	GP	G	A	PTS	PIM
2005-06	N.J. Rockets	ATJHL	38	2	10	12	42	-	-	-	-	-	-	-	-	-	-
2006-07	N.J. Rockets	ATJHL	44	12	38	50	96	-	-	-	-	-	-	-	-	-	-
	Indiana	USHL	2	0	0	0	6	-	-	-	-	-	-	-	-	-	-
2007-08	Indiana	USHL	59	12	31	43	72	-	-	-	-	-	4	1	0	1	0
2008-09	London	OHL	59	16	60	76	65	-	-	-	-	-	14	7	15	22	16
	Hershey	AHL	-	-	-	-	-	-	-	-	-	-	16	2	1	3	0
2009-10	<b>CAPITALS</b>	<b>NHL</b>	22	1	5	6	8	11	0	0	0	21	7	1	3	4	0
	Hershey	AHL	48	4	35	39	26	37	1	0	1	100	13	2	5	7	8
	United States	WJC	7	4	3	7	2	-	-	-	-	-	-	-	-	-	-
2010-11	<b>CAPITALS</b>	<b>NHL</b>	82	7	30	37	44	21	1	0	3	144	9	2	1	3	4
2011-12	<b>CAPITALS</b>	<b>NHL</b>	82	9	23	32	22	-15	4	0	0	152	14	2	3	5	8
2012-13	<b>CAPITALS</b>	<b>NHL</b>	48	6	16	22	18	11	0	0	0	97	7	0	1	1	4
2013-14	<b>CAPITALS</b>	<b>NHL</b>	82	10	27	37	22	-3	5	0	0	208	-	-	-	-	-
	United States	Olympics	6	1	1	2	0	1	0	0	0	5	-	-	-	-	-
2014-15	<b>CAPITALS</b>	<b>NHL</b>	82	12	43	55	28	11	3	1	3	193	14	1	5	6	4
2015-16	<b>CAPITALS</b>	<b>NHL</b>	56	8	31	39	14	16	2	0	4	124	12	5	7	12	4
2016-17	<b>CAPITALS</b>	<b>NHL</b>	72	9	28	37	10	7	3	0	3	180	13	2	2	4	4
	United States	World Cup	2	0	0	0	0	-3	0	0	0	-	-	-	-	-	-
2017-18	<b>CAPITALS</b>	<b>NHL</b>	82	15	53	68	32	0	4	0	4	237	24	5	15	20	8
2018-19	<b>CAPITALS</b>	<b>NHL</b>	80	13	57	70	34	21	3	0	1	185	7	0	5	5	6
2019-20	<b>CAPITALS</b>	<b>NHL</b>	69	15	60	75	26	12	2	0	6	189	5	0	6	6	2
2020-21	<b>CAPITALS</b>	<b>NHL</b>	52	10	34	44	12	-5	3	0	1	128	5	0	2	2	6
2021-22	<b>CAPITALS</b>	<b>NHL</b>	78	17	54	71	20	13	7	0	2	195	6	1	4	5	2
2022-23	<b>CAPITALS</b>	<b>NHL</b>	40	9	20	29	12	-7	3	1	0	124	-	-	-	-	-
2023-24	<b>CAPITALS</b>	<b>NHL</b>	82	10	42	52	40	-7	6	0	5	176	-	-	-	-	-
<b>NHL / CAPITALS TOTALS</b>			<b>1,009</b>	<b>151</b>	<b>523</b>	<b>674</b>	<b>342</b>	<b>86</b>	<b>46</b>	<b>2</b>	<b>32</b>	<b>2,353</b>	<b>123</b>	<b>19</b>	<b>54</b>	<b>73</b>	<b>52</b>

## 2023-24

Led the NHL in TOI/GP (25:54) and ranked eighth in blocks (194)... Led Washington in assists (42) and ranked tied for first in game-winning (5) and third in points (52)... Scored his 150th career goal, passing Kevin Hatcher for the most goals by a defenseman in franchise history, 4/13 vs. TBL... Recorded his 49th and 50th points of the season, passing Scott Stevens (5) for the most 50-point seasons by a defenseman in franchise history, 4/11 at BUF... Played in his 1,000th career game and tied Kevin Hatcher (149) for the most goals by a defenseman in franchise history, 3/30 vs. BOS... Recorded his 40th point of the season, tying Scott Stevens and Kevin Hatcher for the most 40-point seasons by a defenseman in franchise history, 3/18 at CGY... Played his 984th career game, passing Calle Johansson for the most games played among defensemen in franchise history, 2/26 vs. OTT... Recorded 500th career assist, 1/5 vs. CAR... Passed Peter Bondra (961) for the fourth-most games played in franchise history, 1/2 at PIT... Passed Kelly Miller (940) for the fifth-most games played in franchise history, 11/14 vs. VGK

## PLAYOFFS VS. THE NHL

TEAM	GP	G	A	PTS	PIM
BOS	12	0	4	4	10
CAR	7	0	5	5	6
CBJ	6	1	8	9	2
FLA	6	1	4	5	2
MTL	7	1	3	4	0
NYI	12	1	9	10	4
NYR	26	2	5	7	14
PHI	6	3	3	6	4
PIT	19	5	5	10	6
TBL	11	2	5	7	0
TOR	6	1	1	2	0
VGK	5	2	2	4	4

# NIC DOWD

# 26



## BIOGRAPHICAL INFO

**CENTER** | HEIGHT: 6'1" | WEIGHT: 191 | SHOOTS: Right  
**BORN:** May 27, 1990 | **BIRTHPLACE:** Huntsville, Alabama  
**ACQUIRED:** Signed as free agent, July 1, 2018

## REGULAR SEASON

## PLAYOFFS

YEAR	TEAM	LEAGUE	GP	G	A	PTS	PIM	+/-	PP	SH	GW	S	GP	G	A	PTS	PIM
2007-08	Culver M.A.	USHS-Prep	45	15	31	46	38	-	-	-	-	-	-	-	-	-	-
2008-09	St. Louis	NAHL	3	0	0	0	2	-1	-	-	-	-	-	-	-	-	-
	Wenatchee	NAHL	43	16	33	49	71	9	-	-	-	-	13	8	14	22	34
2009-10	Indiana	USHL	46	16	23	39	48	20	-	-	-	-	9	2	4	6	2
2010-11	St. Cloud State	NCAA	36	5	13	18	34	1	1	0	2	44	-	-	-	-	-
2011-12	St. Cloud State	NCAA	39	11	13	24	36	2	2	1	0	91	-	-	-	-	-
2012-13	St. Cloud State	NCAA	41	14	25	39	41	6	4	0	5	92	-	-	-	-	-
2013-14	St. Cloud State	NCAA	38	22	18	40	32	17	10	2	5	95	-	-	-	-	-
	Manchester	AHL	7	0	3	3	0	1	0	0	0	6	4	1	0	1	0
2014-15	Manchester	AHL	75	9	32	41	44	17	2	0	2	118	19	7	6	13	10
2015-16	Los Angeles	NHL	5	0	0	0	2	1	0	0	0	3	-	-	-	-	-
	Ontario	AHL	58	14	34	48	49	13	3	1	3	140	13	4	7	11	14
2016-17	Los Angeles	NHL	70	6	16	22	25	-15	1	0	2	78	-	-	-	-	-
2017-18	Los Angeles	NHL	16	0	1	1	12	-3	0	0	0	11	-	-	-	-	-
	Vancouver	NHL	40	3	0	3	16	-7	1	0	1	40	-	-	-	-	-
2018-19	CAPITALS	NHL	64	8	14	22	20	10	0	0	3	47	7	1	0	1	6
2019-20	CAPITALS	NHL	56	7	8	15	28	11	0	3	1	52	8	0	0	0	4
2020-21	CAPITALS	NHL	56	11	4	15	31	4	0	0	3	68	5	2	0	2	4
2021-22	CAPITALS	NHL	64	10	14	24	44	10	0	1	0	90	6	1	1	2	4
2022-23	CAPITALS	NHL	65	13	12	25	26	6	0	0	3	62	-	-	-	-	-
2023-24	CAPITALS	NHL	64	12	10	22	47	-2	0	0	2	61	-	-	-	-	-
<b>NHL TOTALS</b>			<b>500</b>	<b>70</b>	<b>79</b>	<b>149</b>	<b>251</b>	<b>15</b>	<b>2</b>	<b>4</b>	<b>15</b>	<b>512</b>	<b>26</b>	<b>4</b>	<b>1</b>	<b>5</b>	<b>18</b>
<b>CAPITALS TOTALS</b>			<b>369</b>	<b>61</b>	<b>62</b>	<b>123</b>	<b>196</b>	<b>39</b>	<b>0</b>	<b>4</b>	<b>12</b>	<b>380</b>	<b>26</b>	<b>4</b>	<b>1</b>	<b>5</b>	<b>18</b>

## VS. THE NHL

TEAM	GP	G	A	PTS	PIM
ANA	14	2	4	6	0
ARI	13	0	1	1	4
BOS	24	4	4	8	10
BUF	22	2	2	4	14
CGY	16	3	1	4	10
CAR	17	3	3	6	20
CHI	11	6	1	7	8
COL	13	1	3	4	6
CBJ	14	1	4	5	8
DAL	12	2	2	4	2
DET	13	4	3	7	6
EDM	15	2	2	4	6
FLA	13	0	3	3	10
LAK	12	3	1	4	6
MIN	12	0	2	2	6
MTL	18	4	4	8	6
NSH	11	2	5	7	0
NJD	25	3	3	6	4
NYI	28	4	1	5	2
NYR	26	8	2	10	25
OTT	13	0	0	0	2
PHI	26	3	10	13	20
PIT	23	5	3	8	6
SJS	17	1	6	7	12
SEA	6	0	1	1	0
STL	14	0	2	2	4
TBL	17	2	0	2	17
TOR	13	3	1	4	4
VAN	11	1	2	3	8
VGK	12	0	0	0	8
WSH	4	0	0	0	6
WPG	15	1	3	4	11

## 2023-24

Ranked second among Washington forwards in SH TOI/GP (2:16), third in blocks (72) and fifth in hits (118)... Played in his 500th career game and tallied an assist, 4/16 at PHI... Scored goals in back-to-back games, 4/13 vs. TBL & 4/15 vs. BOS... Recorded a season-high eight hits, 4/13 vs. TBL... Registered his second multi-point game of the season and the 17th of his career (1g, 1a), 1/5 vs. LAK... Skated a season-high 20:30, 12/14 at PHI... Scored two goals, marking his fourth career multi-goal game, 12/10 at CHI... Scored the game-winning goal, 11/11 at NYI

## PLAYOFFS VS. THE NHL

TEAM	GP	G	A	PTS	PIM
BOS	6	2	0	2	4
CAR	7	1	0	1	6
FLA	6	1	1	2	4
NYI	5	0	0	0	4
PHI	1	0	0	0	0
TBL	1	0	0	0	0





# MARTIN FEHERVARY

# 42

## BIOGRAPHICAL INFO

**DEFENSE** | HEIGHT: 6'2" | WEIGHT: 202 | SHOOTS: Left  
**BORN:** October 6, 1999 | **BIRTHPLACE:** Bratislava, Slovakia  
**DRAFTED:** Capitals' second-round choice, 46<sup>th</sup> overall, in the 2018 NHL Draft

## REGULAR SEASON

## PLAYOFFS

YEAR	TEAM	LEAGUE	GP	G	A	PTS	PIM	+/-	PP	SH	GW	S	GP	G	A	PTS	PIM
2016-17	Malmö J18	J18 Allsvenskan	-	-	-	-	-	-	-	-	-	-	2	1	1	2	6
	Malmö J20	SuperElit	32	4	5	9	41	10	-	-	-	-	2	0	0	0	0
	Malmö	SHL	9	0	0	0	0	-2	-	-	-	-	-	-	-	-	-
	Slovakia U18	WJC-18	5	1	1	2	4	1	-	-	-	-	-	-	-	-	-
	Slovakia U20	WJC-20	5	1	0	1	4	-3	-	-	-	-	-	-	-	-	-
2017-18	IK Oskarshamn	Allsvenskan	42	1	6	7	24	1	-	-	-	-	8	1	2	3	2
	HV71	SHL	1	0	0	0	0	-1	-	-	-	-	-	-	-	-	-
	Slovakia U20	WJC-20	5	1	1	2	4	0	-	-	-	-	-	-	-	-	-
2018-19	HV71	SHL	45	1	6	7	10	1	-	-	-	-	9	0	3	3	2
	Slovakia U20	WJC-20	5	1	4	5	2	1	-	-	-	-	-	-	-	-	-
	Slovakia	WC	7	0	1	1	0	-1	-	-	-	-	-	-	-	-	-
2019-20	<b>CAPITALS</b>	<b>NHL</b>	<b>6</b>	<b>0</b>	<b>1</b>	<b>1</b>	<b>6</b>	<b>-2</b>	<b>0</b>	<b>0</b>	<b>0</b>	<b>7</b>	<b>2</b>	<b>0</b>	<b>0</b>	<b>0</b>	<b>0</b>
	Hershey	AHL	56	4	10	14	32	15	0	1	0	102	-	-	-	-	-
2020-21	Hershey	AHL	24	3	14	17	29	10	0	1	2	38	-	-	-	-	-
2021-22	<b>CAPITALS</b>	<b>NHL</b>	<b>79</b>	<b>8</b>	<b>9</b>	<b>17</b>	<b>26</b>	<b>15</b>	<b>0</b>	<b>1</b>	<b>2</b>	<b>96</b>	<b>6</b>	<b>0</b>	<b>0</b>	<b>0</b>	<b>8</b>
2022-23	<b>CAPITALS</b>	<b>NHL</b>	<b>67</b>	<b>6</b>	<b>10</b>	<b>16</b>	<b>31</b>	<b>-11</b>	<b>0</b>	<b>0</b>	<b>1</b>	<b>91</b>	-	-	-	-	-
2023-24	<b>CAPITALS</b>	<b>NHL</b>	<b>66</b>	<b>3</b>	<b>13</b>	<b>16</b>	<b>24</b>	<b>-7</b>	<b>0</b>	<b>0</b>	<b>0</b>	<b>61</b>	-	-	-	-	-
<b>NHL / CAPITALS TOTALS</b>			<b>218</b>	<b>17</b>	<b>33</b>	<b>50</b>	<b>87</b>	<b>-5</b>	<b>0</b>	<b>1</b>	<b>3</b>	<b>255</b>	<b>8</b>	<b>0</b>	<b>0</b>	<b>0</b>	<b>8</b>

## VS. THE NHL

TEAM	GP	G	A	PTS	PIM
ANA	6	1	4	5	4
ARI	5	0	0	0	4
BOS	9	0	0	0	6
BUF	8	2	0	2	2
CGY	6	1	0	1	2
CAR	12	2	0	2	2
CHI	4	0	0	0	4
COL	6	0	2	2	2
CBJ	10	2	2	4	6
DAL	5	0	0	0	4
DET	6	0	2	2	0
EDM	4	0	1	1	2
FLA	8	0	1	1	8
LAK	6	0	0	0	2
MIN	6	1	2	3	0
MTL	9	0	3	3	4
NSH	4	0	0	0	0
NJD	8	0	2	2	0
NYI	13	0	2	2	2
NYR	10	0	2	2	11
OTT	6	0	2	2	2
PHI	10	1	2	3	4
PIT	10	3	0	3	6
SJS	5	0	1	1	2
SEA	5	1	0	1	0
STL	7	1	1	2	4
TBL	8	1	1	2	0
TOR	8	0	2	2	0
VAN	6	1	1	2	0
VGK	5	0	0	0	2
WPG	3	0	0	0	2

## 2023-24

Ranked third on Washington in hits (188) and blocks (109) and tied for third in ice time per game (19:38)... Skated a career-high 27:06, 4/13 vs. TBL... Recorded an assist, marking his 50th career point, 4/9 at DET... Scored his third goal of the season, 4/2 at BUF... Had a season-high nine hits, 3/24 vs. WPG & 4/4 vs. PIT... Played in his 200th career game and a game-high seven hits, 3/13 at EDM.... Scored his first goal of the season, 12/17 at CAR

## PLAYOFFS VS. THE NHL

TEAM	GP	G	A	PTS	PIM
BOS	1	0	0	0	0
FLA	6	0	0	0	8
NYI	1	0	0	0	0

# MITCHELL GIBSON

78



## BIOGRAPHICAL INFO

**GOALTENDER** | HEIGHT: 6'1" | WEIGHT: 188 | CATCHES: Left  
**BORN:** June 25, 1999 | **BIRTHPLACE:** Phoenixville, Pennsylvania  
**ACQUIRED:** Capitals' fourth-round choice, 124<sup>th</sup> overall, in the 2018 NHL Draft

## REGULAR SEASON

## PLAYOFFS

YEAR	TEAM	LEAGUE	GP	W	L	OT	MIN	GA	SO	GAA	SA	SV%	GP	W	L	GAA	SV%
2016-17	Jr. Flyers U18	T1EHL U18	20	-	-	-	-	-	-	3.38	-	.902	2	-	-	3.03	.838
	Jr. Flyers 18U	AYHL 18U	12	-	-	-	-	-	-	3.00	-	.908	1	-	-	6.00	.864
	Owen J. Roberts	USHS-PA	1	-	-	-	-	-	-	2.00	-	.913	-	-	-	-	-
2017-18	Lone Star	NAHL	43	26	7	5	2496	66	11	1.59	1020	.935	8	5	3	1.37	.950
2018-19	Central Illinois	USHL	43	13	21	3	2281	133	2	3.50	1211	.890	-	-	-	-	-
2019-20	Harvard	NCAA	23	11	8	3	1289	56	1	2.61	664	.916	-	-	-	-	-
2020-21	Harvard	NCAA	-	-	-	-	-	-	-	-	-	-	-	-	-	-	-
2021-22	Harvard	NCAA	30	18	10	1	1743	63	2	2.17	-	.918	-	-	-	-	-
2022-23	Harvard	NCAA	27	18	7	2	1628	61	3	2.25	-	.919	-	-	-	-	-
2023-24	Hershey	AHL	2	2	0	0	125	4	0	1.92	47	.915	-	-	-	-	-
	South Carolina	ECHL	42	22	14	13	2,532	108	3	2.56	1,071	.899	-	-	-	-	-
<b>NHL / CAPITALS TOTALS</b>			-	-	-	-	-	-	-	-	-	-	-	-	-	-	-

## 2023-24

Had a record of 22-14-3 with a 2.56 goals-against average, a .899 save percentage and three shutouts in 42 games with the South Carolina Stingrays of the ECHL... Ranked second in the ECHL in minutes played (2,532), tied for second in games played and tied for fifth in wins... Appeared in two games with the Hershey Bears (AHL), posting a 2-0-0 record with a 1.92 goals-against average and a .915 save percentage... Made his AHL debut on Oct. 22, 2023 at Bridgeport, stopping 21 of 23 shots faced in the Bears' 3-2 overtime win



# VINCENT IORIO

2

## BIOGRAPHICAL INFO

**DEFENSE** | HEIGHT: 6'4" | WEIGHT: 200 | SHOOTS: Right  
**BORN:** November 14, 2002 | **BIRTHPLACE:** Coquitlam, British Columbia  
**DRAFTED:** Capitals' second-round choice, 55th overall, in the 2021 NHL Draft

## VS. THE NHL

TEAM	GP	G	A	PTS	PIM
BOS	2	0	0	0	0
BUF	1	0	0	0	0
DET	1	0	0	0	0
LAK	1	0	0	0	0
NJD	1	0	0	0	0
PHI	1	0	0	0	0
SJS	1	0	1	1	0
TBL	1	0	0	0	0

## REGULAR SEASON

## PLAYOFFS

YEAR	TEAM	LEAGUE	GP	G	A	PTS	PIM	+/-	PP	SH	GW	S	GP	G	A	PTS	PIM
2016-17	Shattuck St. Mary's	14U AAA	39	8	24	32	46	-	-	-	-	-	-	-	-	-	-
2017-18	Shattuck St. Mary's	16U AAA	52	4	19	23	51	-	-	-	-	-	-	-	-	-	-
2018-19	Brandon	WHL	50	1	4	5	20	-12	0	0	0	70	-	-	-	-	-
2019-20	Brandon	WHL	59	4	17	21	31	14	3	0	0	110	-	-	-	-	-
2020-21	Brandon	WHL	22	5	7	12	16	8	4	0	0	53	-	-	-	-	-
2021-22	Brandon	WHL	60	11	33	44	49	14	3	1	0	173	6	1	1	2	0
<b>2022-23</b>	<b>CAPITALS</b>	<b>NHL</b>	<b>3</b>	<b>0</b>	<b>1</b>	<b>1</b>	<b>0</b>	<b>0</b>	<b>0</b>	<b>0</b>	<b>0</b>	<b>3</b>	-	-	-	-	-
	Hershey	AHL	63	2	20	22	10	17	0	0	1	86	15	1	4	5	6
<b>2023-24</b>	<b>CAPITALS</b>	<b>NHL</b>	<b>6</b>	<b>0</b>	<b>0</b>	<b>0</b>	<b>0</b>	<b>1</b>	<b>0</b>	<b>0</b>	<b>0</b>	<b>6</b>	-	-	-	-	-
	Hershey	AHL	60	4	10	14	30	26	0	0	1	70	-	-	-	-	-
<b>NHL / CAPITALS TOTALS</b>			<b>9</b>	<b>0</b>	<b>1</b>	<b>1</b>	<b>0</b>	<b>1</b>	<b>0</b>	<b>0</b>	<b>0</b>	<b>9</b>	-	-	-	-	-

## 2023-24

Skated a season-high 11:17, 4/13 vs. TBL... Made his Capitals season debut and skated 9:12, 3/30 vs. BOS... Recorded 14 points (4g, 10a) in 60 games with AHL Hershey... Led Hershey in plus/minus (+26)



# NICK JENSEN

## BIOGRAPHICAL INFO

**DEFENSE** | HEIGHT: 6'1" | WEIGHT: 205 | SHOOTS: Right  
**BORN:** September 21, 1990 | **BIRTHPLACE:** Rogers, Minnesota  
**ACQUIRED:** From DET along with DET's fifth-round choice in the 2019 NHL Draft for Madison Bowey and WSH's second-round choice in the 2020 NHL Draft, February 22, 2019

## REGULAR SEASON

## PLAYOFFS

YEAR	TEAM	LEAGUE	GP	G	A	PTS	PIM	+/-	PP	SH	GW	S	GP	G	A	PTS	PIM
2008-09	Green Bay	USHL	52	5	17	22	27	34	-	-	-	-	7	0	1	1	2
2009-10	Green Bay	USHL	53	6	21	27	35	36	-	-	-	-	12	2	6	8	6
2010-11	St. Cloud State	NCAA	38	5	18	23	18	-5	-	-	-	-	-	-	-	-	-
2011-12	St. Cloud State	NCAA	39	6	26	32	4	14	4	0	0	68	-	-	-	-	-
2012-13	St. Cloud State	NCAA	41	4	27	31	14	19	1	0	2	76	-	-	-	-	-
2013-14	Grand Rapids	AHL	45	0	9	9	8	12	0	0	0	40	10	0	1	1	2
	Toledo	ECHL	3	0	0	0	0	-2	-	-	-	-	-	-	-	-	-
2014-15	Grand Rapids	AHL	75	6	21	27	15	30	1	0	2	87	16	0	3	3	4
2015-16	Grand Rapids	AHL	75	3	16	19	17	1	0	0	1	94	9	0	2	2	0
2016-17	<b>Detroit</b>	<b>NHL</b>	<b>49</b>	<b>4</b>	<b>9</b>	<b>13</b>	<b>12</b>	<b>-7</b>	<b>0</b>	<b>0</b>	<b>0</b>	<b>59</b>	-	-	-	-	-
	Grand Rapids	AHL	27	1	5	6	6	8	1	0	0	44	-	-	-	-	-
2017-18	<b>Detroit</b>	<b>NHL</b>	<b>81</b>	<b>0</b>	<b>15</b>	<b>15</b>	<b>27</b>	<b>-8</b>	<b>0</b>	<b>0</b>	<b>0</b>	<b>107</b>	-	-	-	-	-
	United States	WC	10	1	3	4	0	0	-	-	-	-	-	-	-	-	-
2018-19	<b>Detroit</b>	<b>NHL</b>	<b>60</b>	<b>2</b>	<b>13</b>	<b>15</b>	<b>17</b>	<b>1</b>	<b>0</b>	<b>0</b>	<b>0</b>	<b>66</b>	-	-	-	-	-
	<b>CAPITALS</b>	<b>NHL</b>	<b>20</b>	<b>0</b>	<b>5</b>	<b>5</b>	<b>4</b>	<b>3</b>	<b>0</b>	<b>0</b>	<b>0</b>	<b>28</b>	<b>7</b>	<b>0</b>	<b>0</b>	<b>0</b>	<b>2</b>
2019-20	<b>CAPITALS</b>	<b>NHL</b>	<b>68</b>	<b>0</b>	<b>8</b>	<b>8</b>	<b>13</b>	<b>1</b>	<b>0</b>	<b>0</b>	<b>0</b>	<b>61</b>	<b>8</b>	<b>0</b>	<b>0</b>	<b>0</b>	<b>0</b>
2020-21	<b>CAPITALS</b>	<b>NHL</b>	<b>53</b>	<b>2</b>	<b>12</b>	<b>14</b>	<b>14</b>	<b>5</b>	<b>0</b>	<b>0</b>	<b>0</b>	<b>60</b>	<b>5</b>	<b>0</b>	<b>0</b>	<b>0</b>	<b>2</b>
2021-22	<b>CAPITALS</b>	<b>NHL</b>	<b>76</b>	<b>5</b>	<b>16</b>	<b>21</b>	<b>21</b>	<b>32</b>	<b>0</b>	<b>0</b>	<b>1</b>	<b>88</b>	<b>6</b>	<b>0</b>	<b>0</b>	<b>0</b>	<b>4</b>
2022-23	<b>CAPITALS</b>	<b>NHL</b>	<b>77</b>	<b>5</b>	<b>24</b>	<b>29</b>	<b>18</b>	<b>-1</b>	<b>0</b>	<b>0</b>	<b>0</b>	<b>109</b>	-	-	-	-	-
2023-24	<b>CAPITALS</b>	<b>NHL</b>	<b>78</b>	<b>1</b>	<b>13</b>	<b>14</b>	<b>10</b>	<b>-9</b>	<b>0</b>	<b>0</b>	<b>0</b>	<b>71</b>	-	-	-	-	-
<b>NHL TOTALS</b>			<b>562</b>	<b>19</b>	<b>115</b>	<b>134</b>	<b>136</b>	<b>17</b>	<b>0</b>	<b>0</b>	<b>1</b>	<b>649</b>	<b>26</b>	<b>0</b>	<b>0</b>	<b>0</b>	<b>8</b>
<b>CAPITALS TOTALS</b>			<b>372</b>	<b>13</b>	<b>78</b>	<b>91</b>	<b>80</b>	<b>31</b>	<b>0</b>	<b>0</b>	<b>1</b>	<b>417</b>	<b>26</b>	<b>0</b>	<b>0</b>	<b>0</b>	<b>8</b>

## VS. THE NHL

TEAM	GP	G	A	PTS	PIM
ANA	13	1	1	2	0
ARI	12	0	2	2	5
BOS	29	1	6	7	12
BUF	27	1	6	7	8
CGY	13	0	7	7	4
CAR	24	0	4	4	4
CHI	12	0	5	5	0
COL	13	1	2	3	2
CBJ	21	3	4	7	6
DAL	12	0	1	1	4
DET	8	0	3	3	0
EDM	12	0	2	2	2
FLA	20	1	2	3	6
LAK	12	0	2	2	5
MIN	12	0	3	3	2
MTL	22	0	4	4	0
NSH	12	1	4	5	4
NJD	31	2	5	7	24
NYI	31	0	4	4	2
NYR	30	0	4	4	4
OTT	21	1	7	8	2
PHI	30	2	4	6	8
PIT	27	2	7	9	8
SJS	9	0	1	1	0
SEA	6	0	1	1	0
STL	10	0	2	2	4
TBL	24	0	5	5	6
TOR	23	3	8	11	8
VAN	13	0	2	2	0
VGK	10	0	2	2	0
WSH	8	0	3	3	2
WPG	13	0	2	2	4

## 2023-24

Ranked second on Washington in shorthanded TOI (216:22) and blocks (123) and tied for third in ice time per game (19:38)... Recorded an assist in three-straight games, 3/26-3/30... Tallied his first multi-point game of the season (2a), 3/18 at CGY... Scored his first goal of the season, 3/7 at PIT... Recorded an assist and a season-high 26:07 of ice time, 2/17 at MTL... Played in his 500th career game, 11/22 vs. BUF

## PLAYOFFS VS. THE NHL

TEAM	GP	G	A	PTS	PIM
BOS	6	0	0	0	2
CAR	7	0	0	0	2
FLA	6	0	0	0	4
NYI	5	0	0	0	0
PHI	1	0	0	0	0
TBL	1	0	0	0	0

## LUCAS JOHANSEN

46



## BIOGRAPHICAL INFO

DEFENSE | HEIGHT: 6'2" | WEIGHT: 189 | SHOOTS: Left  
 BORN: November, 16, 1997 | BIRTHPLACE: Vancouver, British Columbia  
 DRAFTED: Capitals' first-round choice, 28th overall, in the 2016 NHL Draft

## VS. THE NHL

TEAM	GP	G	A	PTS	PIM
CBJ	1	0	0	0	0
DET	1	0	1	1	0
EDM	1	0	0	0	0
NJD	1	0	1	1	2
NYI	1	0	0	0	0
OTT	1	0	0	0	0
PIT	1	0	0	0	0
VGK	1	0	0	0	2
WPG	1	0	0	0	0

## REGULAR SEASON

## PLAYOFFS

YEAR	TEAM	LEAGUE	GP	G	A	PTS	PIM	+/-	PP	SH	GW	S	GP	G	A	PTS	PIM
2012-13	Vancouver	BCMML	40	3	7	10	8	-	-	-	-	-	3	0	1	1	0
2013-14	Vancouver	BCMML	40	7	17	24	26	-	-	-	-	-	-	-	-	-	-
2014-15	Kelowna	WHL	65	1	7	8	16	20	0	0	0	-	19	1	4	5	6
2015-16	Kelowna	WHL	69	10	39	49	20	11	4	1	1	-	18	2	6	8	8
2016-17	Kelowna	WHL	68	6	35	41	39	23	2	0	1	-	17	0	8	8	6
2017-18	Hershey	AHL	74	6	21	27	22	-13	2	0	0	86	-	-	-	-	-
2018-19	Hershey	AHL	45	3	11	14	22	-14	1	0	0	50	9	0	2	2	2
2019-20	Hershey	AHL	9	0	2	2	2	3	0	0	0	9	-	-	-	-	-
2020-21	Hershey	AHL	5	0	2	2	2	2	0	0	0	14	-	-	-	-	-
2021-22	CAPITALS	NHL	1	0	1	1	0	1	0	0	0	0	-	-	-	-	-
	Hershey	AHL	62	8	20	28	18	20	1	0	1	74	3	0	1	1	0
2022-23	CAPITALS	NHL	2	0	0	0	0	0	0	0	0	3	-	-	-	-	-
	Hershey	AHL	40	1	6	7	10	-5	0	0	0	35	20	2	4	6	12
2023-24	CAPITALS	NHL	6	0	1	1	4	1	0	0	0	4	-	-	-	-	-
	Hershey	AHL	22	2	10	12	6	18	0	0	1	17	-	-	-	-	-
NHL / CAPITALS TOTALS			9	0	2	2	4	2	0	0	0	7	-	-	-	-	-

## 2023-24

Skated a career-high 20:11 and recorded a career-high five blocks, 11/11 at NYI... Recorded his first assist of the season and second of his career, 11/10 at NJD... Registered 12 points (2g, 10a) in 22 games with Hershey this season... Ranked third among Hershey defensemen in plus/minus rating (+18), tied for fourth in assists and fifth in points



# DARCY KUEMPER



# 35

## BIOGRAPHICAL INFO

**GOALTENDER** | HEIGHT: 6'5" | WEIGHT: 210 | CATCHES: Left  
**BORN:** May 5, 1990 | **BIRTHPLACE:** Saskatoon, Saskatchewan  
**ACQUIRED:** Signed as free agent, July 13, 2022

## REGULAR SEASON

## PLAYOFFS

YEAR	TEAM	LEAGUE	GP	W	L	OT	MIN	GA	SO	GAA	SA	SV%	GP	W	L	GAA	SV%
2008-09	Reed Deer	WHL	55	21	25	8	3,167	156	3	2.96	1,534	.898	-	-	-	-	-
2009-10	Reed Deer	WHL	61	28	23	4	3,236	147	3	2.73	1,602	.908	2	0	2	5.86	.806
	Houston	AHL	4	2	1	0	199	8	0	2.41	-	.886	-	-	-	-	-
2010-11	Red Deer	WHL	62	45	12	5	3,685	114	13	1.86	1,701	.933	7	4	3	2.83	.896
2011-12	Houston	AHL	19	6	6	4	1,070	42	1	2.36	-	.923	-	-	-	-	-
	Ontario	ECHL	8	7	1	0	-	-	0	1.74	-	.941	-	-	-	-	-
2012-13	Minnesota	NHL	6	1	2	0	288	10	0	2.08	119	.916	2	0	0	3.27	.879
	Houston	AHL	21	13	8	0	1,210	38	4	1.88	-	.934	2	1	1	1.51	.957
	Orlando	ECHL	3	0	2	1	-	-	-	2.61	-	.929	-	-	-	-	-
2013-14	Minnesota	NHL	26	12	8	4	1,480	60	2	2.43	702	.915	6	3	1	2.03	.913
	Iowa	AHL	17	7	10	0	997	41	1	2.47	-	.929	-	-	-	-	-
2014-15	Minnesota	NHL	31	14	12	2	1,569	68	3	2.60	718	.905	1	0	0	0.00	.1000
	Iowa	AHL	5	2	3	0	279	15	1	3.22	-	.891	-	-	-	-	-
2015-16	Minnesota	NHL	21	6	7	5	1,063	43	2	2.43	507	.915	-	-	-	-	-
2016-17	Minnesota	NHL	18	8	5	3	1,053	55	0	3.13	562	.902	-	-	-	-	-
2017-18	Los Angeles	NHL	19	10	1	3	999	35	3	2.10	516	.932	-	-	-	-	-
	Arizona	NHL	10	2	6	2	597	32	1	3.22	317	.899	-	-	-	-	-
	Canada	WC	7	3	2	1	363	14	0	2.48	100	.867	-	-	-	-	-
2018-19	Arizona	NHL	55	27	20	8	3,251	126	5	2.33	1,677	.925	-	-	-	-	-
2019-20	Arizona	NHL	29	16	11	2	1,753	65	2	2.22	903	.928	9	4	5	3.47	.913
	Tuscon	AHL	1	0	1	0	59	2	0	2.05	-	.929	-	-	-	-	-
2020-21	Arizona	NHL	27	10	11	3	1,547	66	2	2.56	710	.907	-	-	-	-	-
	Canada	WC	8	5	2	1	344	13	0	2.17	120	.916	-	-	-	-	-
2021-22	Colorado	NHL	57	37	12	4	3,259	138	5	2.54	1,754	.921	16	10	4	2.57	.902
2022-23	CAPITALS	NHL	57	22	26	7	3,224	154	5	2.87	1,674	.909	-	-	-	-	-
2023-24	CAPITALS	NHL	33	13	14	3	1,867	103	1	3.31	940	.890	-	-	-	-	-
<b>NHL TOTALS</b>			<b>389</b>	<b>178</b>	<b>135</b>	<b>46</b>	<b>21,950</b>	<b>955</b>	<b>31</b>	<b>2.61</b>	<b>11,099</b>	<b>.914</b>	<b>34</b>	<b>17</b>	<b>10</b>	<b>2.72</b>	<b>.908</b>
<b>CAPITALS TOTALS</b>			<b>90</b>	<b>35</b>	<b>40</b>	<b>10</b>	<b>5,090</b>	<b>257</b>	<b>6</b>	<b>3.03</b>	<b>2,614</b>	<b>.902</b>	<b>-</b>	<b>-</b>	<b>-</b>	<b>-</b>	<b>-</b>

## VS. THE NHL

TEAM	GP	MIN	SO	W	L	OT	GAA	SV%
ANA	17	941	1	9	6	0	2.49	.912
ARI	11	621	4	6	2	3	1.45	.942
BOS	10	547	0	2	7	0	2.96	.897
BUF	9	421	0	4	2	1	3.42	.882
CGY	13	697	4	8	2	1	1.72	.951
CAR	11	621	0	2	6	1	3.48	.897
CHI	12	671	1	8	2	1	2.23	.925
COL	11	592	3	4	3	2	2.23	.916
CBJ	9	539	1	4	4	1	2.00	.939
DAL	18	1,049	2	9	6	3	2.75	.915
DET	8	433	0	3	4	1	2.63	.907
EDM	17	1,041	1	10	3	4	2.48	.918
FLA	11	636	1	3	6	1	2.92	.910
LAK	21	1,203	3	10	7	3	2.24	.927
MIN	12	685	1	4	6	1	2.98	.901
MTL	11	611	0	5	3	1	2.65	.900
NSH	12	690	2	6	2	3	2.52	.918
NJD	9	534	0	0	5	4	2.70	.912
NYI	15	847	0	6	6	2	2.76	.904
NYR	12	716	2	8	4	0	2.85	.901
OTT	11	669	0	7	3	1	3.05	.902
PHI	8	475	0	3	4	1	3.16	.898
PIT	9	546	0	4	4	1	3.08	.910
SJS	20	1,130	1	9	5	4	2.71	.910
SEA	3	180	0	1	1	1	3.33	.868
STL	17	944	1	9	6	0	2.54	.912
TBL	10	521	0	5	4	0	2.76	.907
TOR	9	381	1	3	4	0	3.15	.882
VAN	22	1,287	1	13	6	2	2.29	.923
VGK	17	987	1	6	7	3	2.31	.930
WSH	4	235	0	1	3	0	3.07	.909
WPG	10	501	0	6	2	0	3.00	.917

## PLAYOFFS VS. THE NHL

TEAM	GP	MIN	SO	W	L	GAA	SV%
CHI	2	73	0	0	0	3.27	.879
COL	11	583	1	4	5	2.98	.903
EDM	1	27	0	0	0	6.59	.813
NSH	7	391	0	5	1	2.30	.933
STL	7	392	0	4	2	2.60	.898
TBL	6	343	1	4	2	2.45	.908

## 2023-24

Made a season-high 41 saves, 3/22 at CAR... Made 10,000th career save, 2/11 vs. VAN... Stopped all 24 shots to earn his first shutout of the season and the 31st of his career, 1/16 vs. ANA... Made 38 saves and earned his 10th win of the season, 1/7 vs. LAK... Stopped 39 of 41 shots, 10/27 vs. MIN... Stopped 38 of 40 shots (.950 SV%) and earned his first win of the season, 10/16 vs. CGY



# HENDRIX LAPIERRE

29

## BIOGRAPHICAL INFO

**CENTER** | HEIGHT: 6'0" | WEIGHT: 188 | SHOOTS: Left  
**BORN:** February 9, 2002 | **BIRTHPLACE:** Gatineau, Quebec  
**DRAFTED:** Capitals' first-round choice, 22nd overall, in the 2020 NHL Draft

## REGULAR SEASON

## PLAYOFFS

YEAR	TEAM	LEAGUE	GP	G	A	PTS	PIM	+/-	PP	SH	GW	S	GP	G	A	PTS	PIM
2015-16	Gatineau	QBAA	27	8	24	32	14	-	-	-	-	-	-	-	-	-	-
	Outaouais	QBAAA	10	0	1	1	4	-	-	-	-	-	-	-	-	-	-
2016-17	Outaouais	QBAAA	24	13	25	38	8	-	-	-	-	-	-	-	-	-	-
	Gatineau	QMEAA	6	4	3	7	4	-	-	-	-	-	-	-	-	-	-
2017-18	Gatineau	QMAAA	35	17	40	57	6	5	-	-	-	-	9	4	6	10	8
2018-19	Chicoutimi	QMJHL	48	13	32	45	18	5	4	0	3	102	4	3	2	5	2
2019-20	Chicoutimi	QMJHL	19	2	15	17	10	4	0	0	0	44	-	-	-	-	-
2020-21	Chicoutimi	QMJHL	21	8	23	31	12	8	3	1	0	64	9	5	7	12	4
2021-22	<b>CAPITALS</b>	<b>NHL</b>	<b>6</b>	<b>1</b>	<b>0</b>	<b>1</b>	<b>2</b>	<b>2</b>	<b>0</b>	<b>0</b>	<b>0</b>	<b>7</b>	-	-	-	-	-
	Acadie-Bathurst	QMJHL	40	21	30	51	22	15	4	0	4	150	8	4	7	11	2
2022-23	Hershey	AHL	60	15	15	30	43	7	5	0	1	114	20	3	3	6	14
2023-24	<b>CAPITALS</b>	<b>NHL</b>	<b>51</b>	<b>8</b>	<b>14</b>	<b>22</b>	<b>4</b>	<b>-1</b>	<b>0</b>	<b>0</b>	<b>1</b>	<b>51</b>	-	-	-	-	-
	Hershey	AHL	21	5	12	17	6	1	1	2	1	34	-	-	-	-	-
<b>NHL / CAPITALS TOTALS</b>			<b>57</b>	<b>9</b>	<b>14</b>	<b>23</b>	<b>6</b>	<b>1</b>	<b>0</b>	<b>0</b>	<b>1</b>	<b>58</b>	-	-	-	-	-

## VS. THE NHL

TEAM	GP	G	A	PTS	PIM
ANA	2	0	0	0	0
ARI	3	0	0	0	0
BOS	2	0	0	0	0
BUF	3	0	1	1	0
CGY	1	1	0	1	0
CAR	3	0	1	1	0
CHI	1	1	0	1	0
CBJ	3	1	2	3	0
DAL	1	0	0	0	0
DET	4	1	1	2	0
EDM	1	0	0	0	0
FLA	1	0	0	0	0
LAK	1	0	0	0	0
NSH	1	0	0	0	0
NYI	3	1	1	2	0
NYR	4	1	0	1	2
OTT	3	2	1	3	0
PHI	3	0	2	2	0
PIT	3	1	2	3	0
SJS	2	0	0	0	0
SEA	2	0	0	0	0
STL	1	0	1	1	4
TBL	3	0	1	1	0
TOR	2	0	1	1	0
VAN	1	0	0	0	0
VGK	1	0	0	0	0
WPG	2	0	0	0	0

## 2023-24

Established single-season career highs in goals (8), assists (14), points (22) and games played (51)... Ranks third on Washington in plus/minus (+2) and assists (9) and fourth in goals (6) and points (15) since Feb. 26... Recorded his first career power-play point and skated a career-high 16:50, 3/22 vs. CAR... Scored two goals, marking his first career multi-goal game, 2/26 vs. OTT... Recorded his second career multi-point game (1g, 1a), 12/20 vs. NYI... Recorded his first career NHL assist, game-winning goal and multi-point game (1g, 2a), 11/18 vs. CBJ... Registered 17 points (5g, 12a) in 21 games with AHL Hershey



# CHARLIE LINDGREN

# 79

## BIOGRAPHICAL INFO

**GOALTENDER** | HEIGHT: 6'2" | WEIGHT: 185 | CATCHES: Right  
**BORN:** December 18, 1993 | **BIRTHPLACE:** Lakeville, Minnesota  
**ACQUIRED:** Signed as free agent, July 13, 2022

## VS. THE NHL

TEAM	GP	MIN	SO	W	L	OT	GAA	SV%
ANA	1	60	0	0	1	0	3.11	.850
ARI	3	162	0	0	2	0	4.44	.852
BOS	4	230	2	2	1	1	1.30	.949
BUF	5	261	0	2	2	0	3.68	.874
CGY	2	83	0	1	1	0	2.90	.911
CAR	4	205	0	3	1	0	2.64	.912
CHI	4	239	1	3	1	0	2.01	.937
COL	2	118	0	0	2	0	5.09	.848
CBJ	7	428	0	4	1	2	3.22	.900
DAL	6	364	0	2	2	2	2.47	.920
DET	7	426	0	5	2	0	3.24	.893
EDM	3	179	0	2	1	0	3.68	.883
FLA	6	307	0	2	3	1	2.93	.908
LAK	1	60	0	1	0	0	1.00	.974
MIN	3	172	0	0	3	0	3.49	.895
MTL	3	133	0	2	1	0	2.70	.908
NSH	2	116	0	0	2	0	3.10	.864
NJD	6	362	0	4	2	0	3.64	.885
NYI	2	67	0	1	0	0	2.70	.921
PHI	5	309	1	3	0	2	1.36	.952
PIT	3	179	1	1	2	0	2.34	.928
SJS	1	59	0	0	1	0	3.07	.906
SEA	2	120	0	2	0	0	1.00	.960
STL	3	183	0	1	1	1	2.94	.877
TBL	4	228	0	2	0	1	1.84	.937
TOR	8	436	0	2	5	0	4.40	.887
VAN	1	60	0	1	0	0	1.00	.955
VGK	4	209	1	2	0	1	2.01	.934
WPG	4	239	1	3	1	0	1.51	.947

## REGULAR SEASON

## PLAYOFFS

YEAR	TEAM	LEAGUE	GP	W	L	OT	MIN	GA	SO	GAA	SA	SV%	GP	W	L	GAA	SV%
2011-12	Sioux Falls	USHL	33	9	19	3	1,821	101	0	3.33	1,082	.907	-	-	-	-	-
2012-13	Sioux Falls	USHL	52	34	14	2	2,853	133	2	2.80	1,331	.900	10	5	5	2.52	.921
2013-14	St. Cloud	NCAA	10	2	2	1	323	13	1	2.42	-	.905	-	-	-	-	-
2014-15	St. Cloud	NCAA	38	19	18	1	2,226	84	2	2.26	-	.919	-	-	-	-	-
2015-16	St. Cloud	NCAA	40	30	9	1	2,343	83	5	2.13	-	.925	-	-	-	-	-
2016-17	Montreal	NHL	1	1	0	0	60	2	0	2.00	28	.929	-	-	-	-	-
	Montreal	NHL	2	2	0	0	122	3	0	1.48	59	.949	-	-	-	-	-
2017-18	St. John's	AHL	48	24	18	6	2,859	122	5	2.56	-	.914	4	1	3	2.21	.922
	Montreal	NHL	14	4	8	2	833	42	2	3.03	457	.908	-	-	-	-	-
2018-19	Laval	AHL	37	8	19	9	2,161	122	2	3.39	-	.886	-	-	-	-	-
	Montreal	NHL	1	1	0	0	65	5	0	4.62	49	.898	-	-	-	-	-
2019-20	Laval	AHL	33	11	14	6	1,859	91	0	2.94	-	.884	-	-	-	-	-
	Montreal	NHL	6	2	4	0	361	20	0	3.33	178	.888	-	-	-	-	-
2020-21	Laval	AHL	16	7	6	2	923	41	1	2.67	-	.893	-	-	-	-	-
	Laval	AHL	3	2	1	0	180	7	0	2.34	-	.887	-	-	-	-	-
2021-22	St. Louis	NHL	5	5	0	0	246	5	0	1.22	118	.958	-	-	-	-	-
2022-23	Springfield	AHL	34	24	7	1	1,979	73	3	2.21	-	.925	8	5	3	2.79	.914
	CAPITALS	NHL	31	13	11	3	1,692	86	0	3.05	853	.899	-	-	-	-	-
2023-24	CAPITALS	NHL	50	25	16	7	2,852	127	6	2.67	1,431	.911	-	-	-	-	-
NHL TOTALS			110	53	39	12	6,231	290	8	2.79	3,173	.909	-	-	-	-	-
CAPITALS TOTALS			81	38	27	10	4,544	213	6	2.81	2,284	.907	-	-	-	-	-

## 2023-24

Established single-season career highs in wins (25), shutouts (6) and games played (50)... Leads the NHL in wins (12) since March 7... Ranked tied for first in the NHL in shutouts (6)... Started 19 of the Capitals' final 22 games, posting a record of 12-6-2 with a 2.39 goals-against average, a .919 save percentage and three shutouts... Ranked seventh in save percentage (.911) and eighth in goals-against average (2.67) among goaltenders with at least 50 games played... Stopped all 16 shots to earn his 6th shutout of the season, 4/15 vs. BOS... Led the NHL in wins (9) and saves (374) in the month of March... Made a season-high 43 saves, 3/28 at TOR... Played in his 100th career game, 3/26 vs. DET... Stopped all 27 shots to earn his fifth shutout of the season, 3/24 vs. WPG... Stopped all 39 shots to earn his fourth shutout of the season, 3/7 at PIT... Stopped all 18 shots to earn his third shutout of the season, 2/10 at BOS... Stopped all 35 shots, marking his first shutout as a Capital and the third of his career, 11/14 vs. VGK





# BECK MALENSTYN

47

## BIOGRAPHICAL INFO

**LEFT WING** | HEIGHT: 6'2" | WEIGHT: 208 | SHOOTS: Left  
**BORN:** February 4, 1998 | **BIRTHPLACE:** Delta, British Columbia  
**DRAFTED:** Capitals' fifth-round choice, 145th overall, in the 2016 NHL Draft

## REGULAR SEASON

## PLAYOFFS

YEAR	TEAM	LEAGUE	GP	G	A	PTS	PIM	+/-	PP	SH	GW	S	GP	G	A	PTS	PIM
2013-14	Calgary	WHL	5	0	3	3	4	4	0	0	0	-	-	-	-	-	-
2014-15	Calgary	WHL	51	8	4	12	25	1	0	0	1	-	11	1	1	2	4
	Canada Black U17	WHC-17	5	0	1	1	0	-	-	-	-	-	-	-	-	-	-
2015-16	Calgary	WHL	70	8	17	25	47	0	0	0	0	-	5	2	1	3	2
	Canada U18	WJC-18	7	1	2	3	4	2	-	-	-	-	-	-	-	-	-
2016-17	Calgary	WHL	70	32	24	56	60	-13	7	2	4	-	4	0	0	0	2
2017-18	Calgary	WHL	4	0	3	3	0	2	0	0	0	5	-	-	-	-	-
	Swift Current	WHL	38	17	12	29	28	10	4	3	3	105	26	4	7	11	18
2018-19	Hershey	AHL	74	7	9	16	66	0	0	1	1	92	9	0	2	2	6
	<b>CAPITALS</b>	<b>NHL</b>	<b>3</b>	<b>0</b>	<b>0</b>	<b>0</b>	<b>0</b>	<b>-1</b>	<b>0</b>	<b>0</b>	<b>0</b>	<b>4</b>	-	-	-	-	-
2019-20	Hershey	AHL	46	7	8	15	20	5	0	1	3	64	-	-	-	-	-
	Hershey	AHL	-	-	-	-	-	-	-	-	-	-	-	-	-	-	-
2020-21	<b>CAPITALS</b>	<b>NHL</b>	<b>12</b>	<b>1</b>	<b>0</b>	<b>1</b>	<b>9</b>	<b>2</b>	<b>0</b>	<b>0</b>	<b>0</b>	<b>10</b>	-	-	-	-	-
	Hershey	AHL	65	10	6	16	20	-8	0	1	3	103	3	1	0	1	0
2021-22	<b>CAPITALS</b>	<b>NHL</b>	<b>9</b>	<b>1</b>	<b>1</b>	<b>2</b>	<b>2</b>	<b>0</b>	<b>0</b>	<b>0</b>	<b>1</b>	<b>7</b>	-	-	-	-	-
	Hershey	AHL	40	6	4	10	23	1	0	1	0	60	20	4	4	8	12
2022-23	<b>CAPITALS</b>	<b>NHL</b>	<b>81</b>	<b>6</b>	<b>15</b>	<b>21</b>	<b>25</b>	<b>-1</b>	<b>0</b>	<b>0</b>	<b>1</b>	<b>98</b>	-	-	-	-	-
<b>NHL / CAPITALS TOTALS</b>			<b>105</b>	<b>8</b>	<b>16</b>	<b>24</b>	<b>36</b>	<b>0</b>	<b>0</b>	<b>0</b>	<b>2</b>	<b>119</b>	-	-	-	-	-

## VS. THE NHL

TEAM	GP	G	A	PTS	PIM
ANA	3	0	0	0	0
ARI	2	0	0	0	0
BOS	4	0	1	1	2
BUF	4	0	0	0	0
CGY	2	0	1	1	0
CAR	6	0	1	1	2
CHI	4	0	2	2	4
COL	2	1	0	1	0
CBJ	4	0	0	0	2
DAL	3	0	0	0	2
DET	3	0	1	1	0
EDM	2	0	0	0	0
FLA	7	1	0	1	4
LAK	3	0	1	1	7
MIN	2	0	1	1	0
MTL	4	0	0	0	0
NSH	3	2	0	2	0
NJD	6	1	1	2	2
NYI	5	0	1	1	2
NYR	5	0	1	1	0
OTT	3	1	1	2	0
PHI	3	0	0	0	0
PIT	5	1	2	3	5
SJS	2	0	0	0	0
SEA	2	0	0	0	0
STL	1	0	0	0	0
TBL	3	0	2	2	0
TOR	3	0	0	0	0
VAN	3	0	0	0	2
VGK	3	1	0	1	2
WPG	3	0	0	0	0

## 2023-24

Established single-season career highs in goals (6), assists (15), points (21) and games played (81)... Led Washington and ranked tied for 11th in the NHL in hits (241)... Led Washington forwards in shorthanded ice time (211:32) and blocks (93)... Played his 100th career game, 4/7 vs. OTT... Registered his third career multi-point game (2a) and his first career shorthanded point, 3/7 at PIT... Scored his second career game-winning goal, 2/26 vs. OTT... Recorded a career-high eight hits, 2/24 at FLA... Blocked a career-high seven shots, 2/11 vs. VAN... Recorded two assists, marking his first career multi-point game, 12/10 at CHI... Skated a career-high 19:58, 11/18 vs. CBJ



# DYLAN McILRATH

# 52

## BIOGRAPHICAL INFO

DEFENSE | HEIGHT: 6'5" | WEIGHT: 240 | SHOOTS: Right  
 BORN: April 20, 1992 | BIRTHPLACE: Winnipeg, Manitoba  
 ACQUIRED: Signed as free agent, July 28, 2021

## VS. THE NHL

TEAM	GP	G	A	PTS	PIM
ANA	4	0	1	1	11
BOS	4	0	0	0	17
BUF	4	1	0	1	0
CGY	2	0	0	0	7
CAR	1	0	0	0	0
CHI	1	0	0	0	0
COL	2	0	0	0	0
CBJ	3	0	0	0	11
DET	3	0	1	1	0
EDM	3	1	1	2	2
FLA	1	0	0	0	0
LAK	2	0	0	0	2
MIN	3	1	0	1	14
NJD	4	0	0	0	9
NYI	5	0	0	0	8
NYR	2	0	0	0	2
OTT	2	0	0	0	0
PHI	4	0	1	1	16
PIT	5	0	0	0	4
SJS	3	0	0	0	6
STL	1	0	0	0	9
TBL	1	0	0	0	2
TOR	3	0	0	0	0
VAN	2	0	0	0	0
VGK	2	0	0	0	5
WSH	4	0	0	0	4
WPG	4	0	0	0	4

## REGULAR SEASON

## PLAYOFFS

YEAR	TEAM	LEAGUE	GP	G	A	PTS	PIM	+/-	PP	SH	GW	S	GP	G	A	PTS	PIM
2008-09	Moose Jaw	WHL	53	1	3	4	102	-22	0	0	0	-	-	-	-	-	-
2009-10	Moose Jaw	WHL	65	7	17	24	169	20	0	0	2	-	7	0	1	1	21
2010-11	Moose Jaw	WHL	62	5	18	23	153	0	2	0	0	-	6	0	0	0	15
	Connecticut	AHL	2	0	0	0	7	-1	0	0	0	1	-	-	-	-	-
2011-12	Moose Jaw	WHL	52	3	20	23	127	7	0	1	0	-	14	0	6	6	12
	Connecticut	AHL	-	-	-	-	-	-	-	-	-	-	5	0	0	0	9
2012-13	Connecticut	AHL	45	0	5	5	125	7	0	0	0	38	-	-	-	-	-
2013-14	<b>NY Rangers</b>	<b>NHL</b>	<b>2</b>	<b>0</b>	<b>0</b>	<b>0</b>	<b>7</b>	<b>-1</b>	<b>0</b>	<b>0</b>	<b>0</b>	<b>0</b>	-	-	-	-	-
	Hartford	AHL	62	6	11	17	165	2	0	0	2	76	-	-	-	-	-
2014-15	<b>NY Rangers</b>	<b>NHL</b>	<b>1</b>	<b>0</b>	<b>0</b>	<b>0</b>	<b>9</b>	<b>0</b>	<b>0</b>	<b>0</b>	<b>0</b>	<b>0</b>	-	-	-	-	-
	Hartford	AHL	73	6	11	17	165	5	0	0	2	78	15	0	2	2	23
2015-16	<b>NY Rangers</b>	<b>NHL</b>	<b>34</b>	<b>2</b>	<b>2</b>	<b>4</b>	<b>64</b>	<b>7</b>	<b>0</b>	<b>0</b>	<b>0</b>	<b>28</b>	<b>1</b>	<b>0</b>	<b>0</b>	<b>0</b>	<b>0</b>
2016-17	<b>NY Rangers</b>	<b>NHL</b>	<b>1</b>	<b>0</b>	<b>0</b>	<b>0</b>	<b>4</b>	<b>0</b>	<b>0</b>	<b>0</b>	<b>0</b>	<b>0</b>	-	-	-	-	-
	Hartford	AHL	4	0	0	0	11	-3	0	0	0	5	-	-	-	-	-
	<b>Florida</b>	<b>NHL</b>	<b>5</b>	<b>1</b>	<b>0</b>	<b>1</b>	<b>10</b>	<b>-2</b>	<b>0</b>	<b>0</b>	<b>0</b>	<b>3</b>	-	-	-	-	-
	Springfield	AHL	18	1	3	4	28	0	0	0	0	27	-	-	-	-	-
	Grand Rapids	AHL	21	0	4	4	42	-3	0	0	0	21	19	0	5	5	25
2017-18	Grand Rapids	AHL	76	7	10	17	119	8	0	0	0	100	5	0	0	0	4
2018-19	<b>Detroit</b>	<b>NHL</b>	<b>7</b>	<b>0</b>	<b>0</b>	<b>0</b>	<b>4</b>	<b>2</b>	<b>0</b>	<b>0</b>	<b>0</b>	<b>6</b>	-	-	-	-	-
	Grand Rapids	AHL	52	1	9	10	98	13	0	0	1	65	4	0	0	0	10
2019-20	<b>Detroit</b>	<b>NHL</b>	<b>16</b>	<b>0</b>	<b>0</b>	<b>0</b>	<b>23</b>	<b>-4</b>	<b>0</b>	<b>0</b>	<b>0</b>	<b>14</b>	-	-	-	-	-
	Grand Rapids	AHL	44	0	8	8	73	-5	0	0	0	45	-	-	-	-	-
2020-21	Grand Rapids	AHL	29	2	6	8	70	2	0	0	0	40	-	-	-	-	-
2021-22	Hershey	AHL	74	4	6	10	99	4	0	0	0	100	3	1	0	1	4
2022-23	<b>CAPITALS</b>	<b>NHL</b>	<b>6</b>	<b>0</b>	<b>1</b>	<b>1</b>	<b>7</b>	<b>-6</b>	<b>0</b>	<b>0</b>	<b>0</b>	<b>1</b>	-	-	-	-	-
	Hershey	AHL	60	0	13	13	102	6	0	0	0	77	20	1	1	2	44
2023-24	<b>CAPITALS</b>	<b>NHL</b>	<b>3</b>	<b>0</b>	<b>1</b>	<b>1</b>	<b>5</b>	<b>1</b>	<b>0</b>	<b>0</b>	<b>0</b>	<b>1</b>	-	-	-	-	-
	Hershey	AHL	58	3	6	9	100	6	0	0	0	46	-	-	-	-	-
<b>NHL TOTALS</b>			<b>75</b>	<b>3</b>	<b>4</b>	<b>7</b>	<b>133</b>	<b>-3</b>	<b>0</b>	<b>0</b>	<b>0</b>	<b>53</b>	<b>1</b>	<b>0</b>	<b>0</b>	<b>0</b>	<b>0</b>
<b>CAPITALS TOTALS</b>			<b>9</b>	<b>0</b>	<b>2</b>	<b>2</b>	<b>12</b>	<b>-5</b>	<b>0</b>	<b>0</b>	<b>0</b>	<b>2</b>	-	-	-	-	-

## PLAYOFFS VS. THE NHL

TEAM	GP	G	A	PTS	PIM
PIT	1	0	0	0	0

## 2023-24

Recorded his second assist as a Capital, 4/16 at PHI... Made his Capitals' season debut, 11/14 vs. VGK... Recorded 9 points (3g, 6a) in 58 games with Hershey this season and leads the Bears in penalty minutes (100)



# CONNOR McMICHAEL

24

## BIOGRAPHICAL INFO

**CENTER** | HEIGHT: 6'0" | WEIGHT: 182 | SHOOTS: Left  
**BORN:** January 15, 2001 | **BIRTHPLACE:** Ajax, Ontario  
**DRAFTED:** Capitals' first-round choice, 25th overall, in the 2019 NHL Draft

## REGULAR SEASON

## PLAYOFFS

YEAR	TEAM	LEAGUE	GP	G	A	PTS	PIM	+/-	PP	SH	GW	S	GP	G	A	PTS	PIM
2016-17	Ajax/Pickering	ETAMMHL	34	35	27	62	28	-	-	-	-	-	7	7	3	10	12
	Ajax/Pickering	ETAHL	1	1	2	3	0	-	-	-	-	-	-	-	-	-	-
	St. Michael's	OJHL	1	0	0	0	0	-	-	-	-	-	-	-	-	-	-
2017-18	Hamilton	OHL	32	5	5	10	10	-5	0	0	2	67	-	-	-	-	-
	London	OHL	28	3	3	6	4	-2	0	0	2	27	-	-	-	-	-
	Canada White	WHC-17	6	1	3	4	0	-	-	-	-	-	-	-	-	-	-
2018-19	London	OHL	67	36	36	72	19	15	10	1	4	221	11	2	3	5	2
2019-20	London	OHL	52	47	55	102	26	32	16	2	8	283	-	-	-	-	-
	Canada U20	WJC-20	7	5	2	7	0	2	-	-	-	-	-	-	-	-	-
2020-21	<b>CAPITALS</b>	<b>NHL</b>	<b>1</b>	<b>0</b>	<b>0</b>	<b>0</b>	<b>2</b>	<b>0</b>	<b>0</b>	<b>0</b>	<b>0</b>	<b>1</b>	-	-	-	-	-
	Hershey	AHL	33	14	13	27	14	6	6	0	8	127	-	-	-	-	-
	Canada U20	WJC-20	7	4	4	8	4	8	-	-	-	-	-	-	-	-	-
2021-22	<b>CAPITALS</b>	<b>NHL</b>	<b>68</b>	<b>9</b>	<b>9</b>	<b>18</b>	<b>10</b>	<b>-3</b>	<b>0</b>	<b>0</b>	<b>0</b>	<b>105</b>	<b>4</b>	<b>0</b>	<b>1</b>	<b>1</b>	<b>0</b>
2022-23	<b>CAPITALS</b>	<b>NHL</b>	<b>6</b>	<b>0</b>	<b>0</b>	<b>0</b>	<b>5</b>	<b>0</b>	<b>0</b>	<b>0</b>	<b>0</b>	<b>2</b>	-	-	-	-	-
	Hershey	AHL	57	16	23	39	12	0	2	0	3	153	20	6	4	10	6
2023-24	<b>CAPITALS</b>	<b>NHL</b>	<b>80</b>	<b>18</b>	<b>15</b>	<b>33</b>	<b>34</b>	<b>-20</b>	<b>2</b>	<b>1</b>	<b>3</b>	<b>135</b>	-	-	-	-	-
<b>NHL/CAPITALS TOTALS</b>			<b>155</b>	<b>27</b>	<b>24</b>	<b>51</b>	<b>51</b>	<b>-23</b>	<b>2</b>	<b>1</b>	<b>3</b>	<b>243</b>	<b>4</b>	<b>0</b>	<b>1</b>	<b>1</b>	<b>0</b>

## 2023-24

Established single-season career highs in games played (80), goals (18), assists (15) and points (33)... Ranked tied for fourth on Washington in goals, fifth in shots (135) and sixth in points... Tallied eight multi-point games... Scored his 18th goal of the season, 4/11 at BUF... Scored his second power-play goal of the season, 3/14 at EDM... Scored his third career GWG, 3/14 at SEA... Recorded his first career multi-goal game, 2/20 vs. NJD... Recorded a power-play assist in back-to-back games, 2/8 at FLA & 2/10 at BOS... Scored his first career power-play goal, 1/3 vs. NJD... Skated a career-high 20:02, 12/14 at PHI... Played his 100th career game, 12/10 at CHI... Scored his first career shorthanded goal and had two points (1g, 1a), 11/8 vs. FLA

## VS. THE NHL

TEAM	GP	G	A	PTS	PIM
ANA	4	0	0	0	2
ARI	4	0	0	0	0
BOS	6	0	2	2	0
BUF	7	2	1	3	6
CGY	4	1	0	1	0
CAR	9	1	2	3	6
CHI	4	0	1	1	0
COL	3	1	0	1	0
CBJ	6	1	0	1	0
DAL	4	1	2	3	2
DET	7	1	0	1	2
EDM	3	1	0	1	0
FLA	6	3	2	5	2
LAK	4	2	1	3	2
MIN	3	1	1	2	0
MTL	5	1	1	2	2
NSH	4	0	0	0	2
NJD	7	5	0	5	0
NYI	6	0	1	1	2
NYR	6	0	1	1	2
OTT	7	0	4	4	7
PHI	6	1	1	2	2
PIT	8	0	1	1	4
SJS	3	0	0	0	0
SEA	4	1	0	1	0
STL	4	0	0	0	2
TBL	6	2	0	2	2
TOR	4	1	0	1	0
VAN	4	0	1	1	2
VGK	3	1	0	1	0
WPG	4	0	2	2	2

## PLAYOFFS VS. THE NHL

TEAM	GP	G	A	PTS	PIM
FLA	4	0	1	1	0



# SONNY MILANO

15

## BIOGRAPHICAL INFO

**LEFT WING** | HEIGHT: 6'0" | WEIGHT: 202 | SHOOTS: Left  
**BORN:** May 12, 1996 | **BIRTHPLACE:** Massapequa, New York  
**ACQUIRED:** Signed as free agent, October 16, 2022

## REGULAR SEASON

## PLAYOFFS

YEAR	TEAM	LEAGUE	GP	G	A	PTS	PIM	+/-	PP	SH	GW	S	GP	G	A	PTS	PIM
2012-13	USA U-17	NTDP	56	20	27	47	20	-	-	-	-	-	-	-	-	-	-
	Team USA	USHL	38	10	12	22	12	-27	-	-	-	-	-	-	-	-	-
	USA	WJC-17	6	4	6	10	6	-	-	-	-	-	-	-	-	-	-
2013-14	USA U-18	NTDP	58	29	57	86	23	-	-	-	-	-	-	-	-	-	-
	Team USA	USHL	25	14	25	39	21	21	-	-	-	-	-	-	-	-	-
	USA	WJC-18	7	3	7	10	4	6	--	-	-	-	-	-	-	-	-
2014-15	Springfield	AHL	10	0	5	5	0	-7	0	0	0	10	-	-	-	-	-
	USA	WJC-20	5	2	2	4	2	2	-	-	-	-	-	-	-	-	-
2015-16	<b>Columbus</b>	<b>NHL</b>	<b>3</b>	<b>0</b>	<b>1</b>	<b>1</b>	<b>0</b>	<b>1</b>	<b>0</b>	<b>0</b>	<b>0</b>	<b>2</b>	-	-	-	-	-
	Lake Erie	AHL	54	14	17	31	22	12	6	0	3	98	17	4	4	8	4
2016-17	<b>Columbus</b>	<b>NHL</b>	<b>4</b>	<b>0</b>	<b>0</b>	<b>0</b>	<b>0</b>	<b>-3</b>	<b>0</b>	<b>0</b>	<b>0</b>	<b>2</b>	<b>1</b>	<b>0</b>	<b>0</b>	<b>0</b>	<b>0</b>
	Cleveland	AHL	63	18	29	47	24	-5	5	2	1	143	-	-	-	-	-
2017-18	<b>Columbus</b>	<b>NHL</b>	<b>55</b>	<b>14</b>	<b>8</b>	<b>22</b>	<b>10</b>	<b>-8</b>	<b>0</b>	<b>0</b>	<b>3</b>	<b>69</b>	<b>3</b>	<b>0</b>	<b>0</b>	<b>0</b>	<b>0</b>
	Cleveland	AHL	9	2	3	5	4	-4	1	0	1	17	-	-	-	-	-
	USA	WC	8	1	1	2	4	3	-	-	-	-	-	-	-	-	-
2018-19	<b>Columbus</b>	<b>NHL</b>	<b>8</b>	<b>1</b>	<b>0</b>	<b>1</b>	<b>0</b>	<b>0</b>	<b>0</b>	<b>0</b>	<b>0</b>	<b>5</b>	-	-	-	-	-
	Cleveland	AHL	27	11	13	24	22	-14	2	0	0	71	8	2	8	10	10
2019-20	<b>Columbus</b>	<b>NHL</b>	<b>46</b>	<b>5</b>	<b>13</b>	<b>18</b>	<b>22</b>	<b>-5</b>	<b>0</b>	<b>0</b>	<b>1</b>	<b>64</b>	-	-	-	-	-
	Anaheim	NHL	9	2	3	5	4	-2	1	0	1	11	-	-	-	-	-
2020-21	Anaheim	NHL	6	0	0	0	0	0	0	0	0	8	-	-	-	-	-
	San Diego	AHL	2	0	2	2	0	2	0	0	0	3	-	-	-	-	-
2021-22	Anaheim	NHL	66	14	20	34	10	-9	5	0	3	94	-	-	-	-	-
	San Diego	AHL	1	0	1	1	0	-1	0	0	0	3	-	-	-	-	-
2022-23	<b>CAPITALS</b>	<b>NHL</b>	<b>64</b>	<b>11</b>	<b>22</b>	<b>33</b>	<b>18</b>	<b>-5</b>	<b>1</b>	<b>0</b>	<b>3</b>	<b>80</b>	-	-	-	-	-
	Hershey	AHL	5	2	1	3	2	-1	1	0	0	10	-	-	-	-	-
2023-24	<b>CAPITALS</b>	<b>NHL</b>	<b>49</b>	<b>15</b>	<b>8</b>	<b>23</b>	<b>10</b>	<b>4</b>	<b>3</b>	<b>0</b>	<b>2</b>	<b>50</b>	-	-	-	-	-
<b>NHL TOTALS</b>			<b>310</b>	<b>62</b>	<b>75</b>	<b>137</b>	<b>74</b>	<b>-27</b>	<b>10</b>	<b>0</b>	<b>13</b>	<b>385</b>	<b>4</b>	<b>0</b>	<b>0</b>	<b>0</b>	<b>0</b>
<b>CAPITALS TOTALS</b>			<b>113</b>	<b>26</b>	<b>30</b>	<b>56</b>	<b>28</b>	<b>-1</b>	<b>4</b>	<b>0</b>	<b>5</b>	<b>130</b>	-	-	-	-	-

## VS. THE NHL

TEAM	GP	G	A	PTS	PIM
ANA	8	1	0	1	2
ARI	12	3	1	4	4
BOS	10	2	0	2	2
BUF	11	3	2	5	0
CGY	10	2	6	8	2
CAR	12	6	3	9	4
CHI	9	2	2	4	2
COL	10	2	0	2	2
CBJ	8	3	2	5	0
DAL	5	1	0	1	4
DET	9	1	2	3	0
EDM	9	3	2	5	6
FLA	13	2	1	3	0
LAK	9	1	3	4	4
MIN	8	0	1	1	0
MTL	11	1	2	3	12
NSH	5	1	1	2	0
NJD	10	1	5	6	8
NYI	11	1	2	3	0
NYR	13	2	0	2	0
OTT	11	3	2	5	4
PHI	13	5	4	9	4
PIT	14	2	7	9	2
SJS	9	4	4	8	4
SEA	6	0	2	2	2
STL	12	1	3	4	4
TBL	10	4	2	6	2
TOR	10	0	3	3	0
VAN	7	1	2	3	0
VGK	11	0	7	7	0
WSH	5	2	3	5	0
WPG	9	2	1	3	0

## 2023-24

Established new single-season career highs in goals and shooting percentage (30.0)... Ranked sixth on Washington in goals (15)... Scored two goals, marking his second multi-goal performance of the year and the seventh of his career, 4/13 vs. TBL... Played in his 300th career game, 3/24 vs. WPG... Scored his first career NHL hat trick and a season-high 19:11 of ice time, 3/22 vs. CAR... Recorded a career-long five-game goal streak (2/24/24-3/9/24: 5g)

## PLAYOFFS VS. THE NHL

TEAM	GP	G	A	PTS	PIM
PIT	1	0	0	0	0
WSH	3	0	0	0	0

# IVAN MIROSHNICHENKO

63



## BIOGRAPHICAL INFO

**LEFT WING** | HEIGHT: 6'0" | WEIGHT: 192 | **SHOOTS:** Right  
**BORN:** February 4, 2004 | **BIRTHPLACE:** Ussuriysk, Russia  
**DRAFTED:** Capitals' first-round choice, 20th overall, in the 2022 NHL Draft

## VS. THE NHL

TEAM	GP	G	A	PTS	PIM
BOS	1	0	0	0	0
BUF	1	0	0	0	0
CGY	1	0	0	0	2
CAR	2	0	2	2	0
CHI	1	0	0	0	0
CBJ	1	0	0	0	0
DET	1	0	0	0	0
EDM	1	1	0	1	0
NYI	1	0	0	0	0
NYR	1	0	0	0	2
OTT	1	0	0	0	0
PIT	2	1	0	1	2
SEA	1	0	0	0	0
TBL	1	0	0	0	0
TOR	2	0	1	1	0
VAN	1	0	1	1	0
WPG	2	0	0	0	0

## REGULAR SEASON

## PLAYOFFS

YEAR	TEAM	LEAGUE	GP	G	A	PTS	PIM	+/-	PP	SH	GW	S	GP	G	A	PTS	PIM
2018-19	Vityaz Podolsk	Russia U16	25	36	17	53	71	-	-	-	-	-	-	-	-	-	-
2019-20	Vityaz Podolsk	Russia U17	16	11	7	18	16	-	-	-	-	-	-	-	-	-	-
	Vityaz Podolsk	Russia U18	8	10	4	14	29	-	-	-	-	-	8	8	5	13	6
2020-21	Omskie Yasterby	MHL	20	5	10	15	2	5	-	-	-	-	-	-	-	-	-
	Russia	WJC-18	7	6	2	8	4	8	-	-	-	-	-	-	-	-	-
2021-22	Omskie Krylia	VHL	31	10	6	16	6	-9	-	-	-	-	-	-	-	-	-
	Omskie Yasterby	MHL	1	0	0	0	2	0	-	-	-	-	-	-	-	-	-
2022-23	Avangard Omsk	KHL	23	3	1	4	0	0	-	-	-	-	-	-	-	-	-
	Omskie Yasterby	MHL	12	10	4	14	27	4	-	-	-	-	16	2	5	7	4
	Omskie Krylia	VHL	4	0	3	3	2	2	-	-	-	-	-	-	-	-	-
	<b>2023-24</b>	<b>CAPITALS</b>	<b>NHL</b>	<b>21</b>	<b>2</b>	<b>4</b>	<b>6</b>	<b>6</b>	<b>-4</b>	<b>0</b>	<b>0</b>	<b>0</b>	<b>30</b>	-	-	-	-
	Hershey	AHL	47	9	16	25	13	15	2	0	1	86	-	-	-	-	-
<b>NHL/CAPITALS TOTALS</b>			<b>21</b>	<b>2</b>	<b>4</b>	<b>6</b>	<b>6</b>	<b>-4</b>	<b>0</b>	<b>0</b>	<b>0</b>	<b>30</b>	-	-	-	-	-

## 2023-24

Skated a career-high 15:56 and recorded a game-high eight hits, 3/28 at TOR... Recorded his first career multi-point game (2a) and power-play point, 3/22 vs. CAR... Recorded his first career assist, 3/16 at VAN... Scored his first career NHL goal, 3/7 at PIT... Made his NHL debut, 12/20 vs. NYI... Recorded 25 points (9g, 16a) in 47 games with Hershey



# T.J. OSHIE



# 77

## BIOGRAPHICAL INFO

**RIGHT WING** | HEIGHT: 6'0" | WEIGHT: 200 | SHOOTS: Right  
**BORN:** December 23, 1986 | **BIRTHPLACE:** Everett, Washington  
**ACQUIRED:** : From STL in exchange for Troy Brouwer, Pheonix Copley and a third-round pick in the 2016 NHL Draft, July 2, 2015

## VS. THE NHL

TEAM	GP	G	A	PTS	PIM
ANA	29	10	11	21	22
ARI	30	7	12	19	22
BOS	36	14	9	23	22
BUF	32	8	18	26	18
CGY	39	7	15	22	18
CAR	31	8	9	17	18
CHI	44	8	26	34	26
COL	35	9	19	28	27
CBJ	53	14	17	31	24
DAL	35	12	15	27	22
DET	42	10	13	23	22
EDM	35	10	19	29	14
FLA	24	2	6	8	16
LAK	32	9	9	18	18
MIN	35	12	12	24	33
MTL	25	8	9	17	6
NSH	43	17	11	28	16
NJD	36	8	9	17	12
NYI	43	17	17	34	6
NYR	40	15	14	29	22
OTT	24	13	7	20	16
PHI	43	14	14	28	35
PIT	42	16	18	34	30
SJS	34	11	12	23	21
SEA	5	1	0	1	7
STL	9	4	5	9	0
TBL	28	16	19	35	10
TOR	28	6	17	23	8
VAN	36	9	17	26	8
VGK	8	4	1	5	2
WSH	7	2	5	7	4
WPG	27	1	8	9	16

## REGULAR SEASON

## PLAYOFFS

YEAR	TEAM	LEAGUE	GP	G	A	PTS	PIM	+/-	PP	SH	GW	S	GP	G	A	PTS	PIM
2004-05	Sioux Falls	USHL	11	3	2	5	6	-2	0	0	1	-	-	-	-	-	-
2005-06	North Dakota	NCAA	44	24	21	45	33	-	11	0	9	-	-	-	-	-	-
	United States	WJC	7	1	0	1	10	-	-	-	-	-	-	-	-	-	-
2006-07	North Dakota	NCAA	43	17	35	52	30	-	6	2	2	-	-	-	-	-	-
2007-08	North Dakota	NCAA	42	18	27	45	57	-	-	-	-	-	-	-	-	-	-
2008-09	St. Louis	NHL	57	14	25	39	30	16	6	1	1	101	4	0	0	0	2
	United States	WC	9	1	2	3	2	-	-	-	-	-	-	-	-	-	-
2009-10	St. Louis	NHL	76	18	30	48	36	-1	1	1	3	158	-	-	-	-	-
	United States	WC	6	4	2	6	2	-	-	-	-	-	-	-	-	-	-
2010-11	St. Louis	NHL	49	12	22	34	15	10	3	1	3	103	-	-	-	-	-
2011-12	St. Louis	NHL	80	19	35	54	50	15	3	1	3	188	9	0	3	3	6
2012-13	St. Louis	NHL	30	7	13	20	15	-5	2	1	1	65	6	2	0	2	2
	United States	WC	4	1	0	1	2	-	-	-	-	-	-	-	-	-	-
2013-14	St. Louis	NHL	79	21	39	60	42	19	5	2	5	152	5	2	0	2	2
	United States	Olympics	6	1	3	4	4	0	0	0	1	7	-	-	-	-	-
2014-15	St. Louis	NHL	72	19	36	55	51	17	3	0	4	162	6	1	1	2	0
2015-16	CAPITALS	NHL	80	26	25	51	34	16	11	0	5	185	12	6	4	10	11
2016-17	CAPITALS	NHL	68	33	23	56	36	28	7	1	4	143	13	4	8	12	4
	United States	World Cup	3	1	0	1	0	-2	0	0	0	4	-	-	-	-	-
2017-18	CAPITALS	NHL	74	18	29	47	31	2	9	0	3	127	24	8	13	21	31
2018-19	CAPITALS	NHL	69	25	29	54	36	5	6	1	4	143	4	1	1	2	4
2019-20	CAPITALS	NHL	69	26	23	49	26	4	10	0	4	133	8	3	0	3	13
2020-21	CAPITALS	NHL	53	22	21	43	18	-3	13	0	1	106	5	1	3	4	0
2021-22	CAPITALS	NHL	44	11	14	25	18	-12	4	0	1	77	6	6	1	7	0
2022-23	CAPITALS	NHL	58	19	16	35	59	-18	9	0	2	126	-	-	-	-	-
2023-24	CAPITALS	NHL	52	12	13	25	44	-6	7	0	4	90	-	-	-	-	-
<b>NHL TOTALS</b>			<b>1,010</b>	<b>302</b>	<b>393</b>	<b>695</b>	<b>541</b>	<b>87</b>	<b>99</b>	<b>9</b>	<b>48</b>	<b>2,059</b>	<b>102</b>	<b>34</b>	<b>34</b>	<b>68</b>	<b>75</b>
<b>CAPITALS TOTALS</b>			<b>567</b>	<b>192</b>	<b>193</b>	<b>385</b>	<b>302</b>	<b>16</b>	<b>76</b>	<b>2</b>	<b>28</b>	<b>1,130</b>	<b>72</b>	<b>29</b>	<b>30</b>	<b>59</b>	<b>63</b>

## PLAYOFFS VS. THE NHL

TEAM	GP	G	A	PTS	PIM
BOS	6	2	3	5	2
CBJ	6	3	1	4	4
CAR	4	1	1	2	4
CHI	5	2	0	2	2
FLA	6	6	1	7	0
LAK	10	2	0	2	8
MIN	6	1	1	2	0
NYI	5	2	0	2	4
PHI	7	1	3	4	9
PIT	19	8	7	15	15
SJS	5	0	3	3	0
TBL	8	2	5	7	9
TOR	6	3	4	7	2
VAN	4	0	0	0	2
VGK	5	1	5	6	14

## 2023-24

Ranked second on Washington in power-play goals (7)... Recorded two points (1g, 1a), marking his fourth multi-point game of the season, 4/16 at PHI... Played in his 1,000th NHL game, 3/16 at VAN... Scored his 11th goal of the season, 3/14 at SEA... Scored his 300th career goal, 2/17 at MTL... Recorded a season-high five hits, 2/13 vs. COL... Scored his 189th goal as a Capital, passing Bobby Carpenter (188g) for 9th on the Capitals' all-time goals list, 2/10 at BOS... Recorded his sixth career hat trick, 1/18 vs. STL... Had a season-high seven shots, 1/14 vs. NYR... Passed Dennis Maruk (182) for the 10th-most goals in franchise history, 1/13 vs. NYR... Passed Dale Hunter and Michal Pivonka (181) for the 11th-most goals in franchise history, 12/16 at NSH



# ALEX OVECHKIN



8

## BIOGRAPHICAL INFO

**LEFT WING** | HEIGHT: 6'3" | WEIGHT: 238 | SHOOT: Right  
**BORN:** September 17, 1985 | **BIRTHPLACE:** Moscow, Russia  
**DRAFTED:** Capitals' first-round choice, first overall, in the 2004 NHL Draft

## VS. THE NHL

TEAM	GP	G	A	PTS	PIM
ANA	25	12	18	30	14
ARI	26	10	13	23	18
BOS	67	29	30	59	49
BUF	65	41	27	68	71
CGY	25	17	16	33	6
CAR	90	50	54	104	61
CHI	25	15	15	30	45
COL	26	12	9	21	10
CBJ	48	25	14	39	26
DAL	26	12	9	21	10
DET	35	24	15	39	10
EDM	24	14	12	26	8
FLA	72	44	45	89	22
LAK	27	12	11	23	6
MIN	23	19	18	37	4
MTL	58	38	29	67	42
NSH	27	17	8	25	22
NJD	76	41	45	86	30
NYI	71	44	24	68	46
NYR	73	42	25	67	53
OTT	57	36	24	60	40
PHI	74	49	31	80	26
PIT	76	42	33	75	48
SJS	28	16	12	28	12
SEA	6	3	6	9	0
STL	26	19	17	36	8
TBL	81	50	46	96	44
TOR	59	44	33	77	36
VAN	26	16	11	27	12
VGK	11	5	2	7	2
WPG	73	55	45	100	36

## REGULAR SEASON

## PLAYOFFS

YEAR	TEAM	LEAGUE	GP	G	A	PTS	PIM	+/-	PP	SH	GW	S	GP	G	A	PTS	PIM
2005-06	CAPITALS	NHL	81	52	54	106	52	2	21	3	5	*425	-	-	-	-	-
	Russia	Olympics	8	5	0	5	8	-	-	-	-	-	-	-	-	-	-
	Russia	WC	7	6	3	9	6	-	-	-	-	-	-	-	-	-	-
2006-07	CAPITALS	NHL	82	46	46	92	52	-19	16	0	8	*392	-	-	-	-	-
	Russia	WC	8	1	2	3	29	-	-	-	-	-	-	-	-	-	-
2007-08	CAPITALS	NHL	82	*65	47	*112	40	28	22	0	11	*446	7	4	5	9	0
	Russia	WC	9	6	6	12	8	-	-	-	-	-	-	-	-	-	-
2008-09	CAPITALS	NHL	79	*56	54	110	72	8	19	1	10	*528	14	11	10	21	8
2009-10	CAPITALS	NHL	72	50	59	109	89	45	13	0	7	*368	7	5	5	10	0
	Russia	Olympics	4	2	2	4	2	-	-	-	-	-	-	-	-	-	-
	Russia	WC	9	5	1	6	4	-	-	-	-	-	-	-	-	-	-
2010-11	CAPITALS	NHL	79	32	53	85	41	24	7	0	*11	*367	9	5	5	10	10
	Russia	WC	5	0	0	0	4	-	-	-	-	-	-	-	-	-	-
2011-12	CAPITALS	NHL	78	38	27	65	26	-8	13	0	3	303	14	5	4	9	8
	Russia	WC	3	2	2	4	2	-	-	-	-	-	-	-	-	-	-
2012-13	CAPITALS	NHL	48	*32	24	56	36	2	*16	0	4	*220	7	1	1	2	4
	Russia	WC	1	1	1	2	0	-2	0	0	0	8	-	-	-	-	-
2013-14	CAPITALS	NHL	78	*51	28	79	48	-35	*24	0	10	*386	-	-	-	-	-
	Russia	Olympics	5	1	1	2	0	2	0	0	0	24	-	-	-	-	-
	Russia	WC	9	4	7	11	8	6	2	0	1	52	-	-	-	-	-
2014-15	CAPITALS	NHL	81	*53	28	81	58	10	*25	0	*11	*395	14	5	4	9	6
	Russia	WC	2	1	1	2	0	1	0	0	0	6	-	-	-	-	-
2015-16	CAPITALS	NHL	79	*50	21	71	53	21	*19	0	8	*398	12	5	7	12	2
	Russia	WC	6	1	1	2	2	3	0	0	0	23	-	-	-	-	-
2016-17	CAPITALS	NHL	82	33	36	69	50	6	*17	0	7	313	13	5	3	8	8
	Russia	World Cup	4	1	2	3	6	1	-	-	-	-	-	-	-	-	-
2017-18	CAPITALS	NHL	82	*49	38	87	32	3	17	0	7	355	24	15	12	27	8
2018-19	CAPITALS	NHL	81	*51	38	89	40	7	18	0	5	338	7	4	5	9	19
	Russia	WC	10	2	1	3	2	6	0	0	0	-	-	-	-	-	-
2019-20	CAPITALS	NHL	68	*48	19	67	30	-12	13	0	3	311	8	4	1	5	2
2020-21	CAPITALS	NHL	45	24	18	42	12	-7	9	0	6	182	5	2	2	4	2
2021-22	CAPITALS	NHL	77	50	40	90	18	8	16	1	5	334	6	1	5	6	0
2022-23	CAPITALS	NHL	73	42	33	75	48	-16	14	0	3	294	-	-	-	-	-
2023-24	CAPITALS	NHL	79	31	34	65	20	-22	13	0	5	272	-	-	-	-	-
	NHL / CAPITALS TOTALS		1,426	853	697	1,550	817	45	312	5	129	6,627	147	72	69	141	77

## PLAYOFFS VS. THE NHL

TEAM	GP	G	A	PTS	PIM
BOS	13	4	5	9	6
CAR	7	4	5	9	19
CBJ	6	5	3	8	0
FLA	6	1	5	6	0
MTL	7	5	5	10	0
NYI	12	6	4	10	6
NYR	33	13	10	23	18
PHI	14	7	7	14	0
PIT	26	15	18	33	20
TBL	12	6	5	11	4
TOR	6	3	0	3	2
VGK	5	3	2	5	2

## 2023-24

Led Washington in goals (31) and power-play goals (13) and ranked second in points (65)... Passed Sergei Fedorov (696) for second on the all-time Russian assists list, 4/11 at BUF... Scored his 30th goal of the season, passing Mike Gartner (17) for the most 30-goal seasons in NHL history, 4/9 at DET... Scored two goals and became the first player in NHL history to score 850 goals with one franchise, 4/5 at CAR... Passed Joe Thornton (1,539) for the 13th-most points in NHL history, 3/22 vs. CAR... Passed Mark Recchi (1,533) for the 14th-most points in NHL history, 3/13 at EDM... Passed Joe Sakic (742) for the ninth-most road points in NHL history, 3/13 at EDM... Passed Paul Coffey (1,531) for the 15th-most points in NHL history, 3/7 at PIT... Became the only player in NHL history to record 19 consecutive 20-goal seasons from the start of his career, 3/18 at CGY... Scored his 57th career ENG, passing Wayne Gretzky for the most in NHL history, 2/10 at BOS... Passed Ray Bourque (1,506) for the seventh-most points by a player with one franchise in NHL history, 1/2 at PIT... Scored 900th career goal (regular season & playoffs combined), 12/21 at CBJ... Became the 16th player in NHL history and second active player (Sidney Crosby) to reach 1,500 career points, 12/7 vs. DAL... Became the first player in NHL history to record 300 PPG, 10/24 vs. TOR

# RANKINGS AMONG ACTIVE PLAYERS

## MOST PLAYOFF GOALS PER GAME

Player	GP	G	G/GP
<b>ALEX OVECHKIN</b>	<b>147</b>	<b>72</b>	<b>0.49</b>
Logan Couture	116	48	0.41
Joe Pavelski	182	73	0.40
Sidney Crosby	180	71	0.39
Evgeni Malkin	177	67	0.38
Chris Kreider	107	40	0.37
Nikita Kucherov	142	53	0.37
Steven Stamkos	123	45	0.37

\*Minimum 100 games played

## MOST PLAYOFF PPG

Player	GP	PPG
Joe Pavelski	182	30
Evgeni Malkin	177	28
<b>ALEX OVECHKIN</b>	<b>147</b>	<b>28</b>
Sidney Crosby	180	20
Nikita Kucherov	142	19
T.J. Oshie	102	18
Corey Perry	196	18
Chris Kreider	107	17
Steven Stamkos	123	17

## HIGHEST PLAYOFF POINTS PER GAME

Player	Team	GP	G	A	P	P/GP
Nikita Kucherov	TBL	142	53	107	160	1.13
Sidney Crosby	PIT	180	71	130	201	1.12
Evgeni Malkin	PIT	177	67	113	180	1.02
Patrick Kane	CHI/NYR	143	53	85	138	0.97
<b>ALEX OVECHKIN</b>	<b>WSH</b>	<b>147</b>	<b>72</b>	<b>69</b>	<b>141</b>	<b>0.96</b>
Brad Marchand	BOS	146	53	75	128	0.88
Logan Couture	SJS	116	48	53	101	0.87
Nicklas Backstrom	WSH	139	38	76	114	0.82
Steven Stamkos	TBL	123	45	50	95	0.77
Joe Pavelski	SJS/DAL	182	73	66	139	0.76

\*Minimum 100 games played



8

ALEX OVECHKIN





# MAX PACIORETTY

# 67

## BIOGRAPHICAL INFO

**LEFT WING** | HEIGHT: 6'2" | WEIGHT: 217 | SHOOTS: Left  
**BORN:** November 20, 1988 | **BIRTHPLACE:** New Canaan, Connecticut  
**ACQUIRED:** Signed as free agent, July 1, 2023

## REGULAR SEASON

## PLAYOFFS

YEAR	TEAM	LEAGUE	GP	G	A	PTS	PIM	+/-	PP	SH	GW	S	GP	G	A	PTS	PIM
2006-07	Sioux City	USHL	57	20	39	59	113	20	6	1	3	227	7	4	6	10	10
2007-08	Michigan	NCAA	37	15	24	39	59	31	9	0	3	109	-	-	-	-	-
	USA	WJC-20	6	0	0	0	8	-2	-	-	-	-	-	-	-	-	-
2008-09	Montreal	NHL	34	3	8	11	27	-3	1	0	0	57	-	-	-	-	-
	Hamilton	AHL	37	6	23	29	43	1	0	0	1	92	-	-	-	-	-
2009-10	Montreal	NHL	52	3	11	14	20	-5	0	0	0	74	-	-	-	-	-
	Hamilton	AHL	18	2	9	11	10	12	0	0	0	62	5	1	0	1	2
2010-11	Montreal	NHL	37	14	10	24	39	-1	7	0	2	112	-	-	-	-	-
	Hamilton	AHL	27	17	15	32	20	4	7	0	2	132	-	-	-	-	-
2011-12	Montreal	NHL	79	33	32	65	56	2	4	0	5	286	-	-	-	-	-
	USA	WC	8	2	10	12	4	5	-	-	-	-	-	-	-	-	-
2012-13	Montreal	NHL	44	15	24	39	28	8	4	0	0	163	4	0	0	0	4
	HC Ambri-Piotta	NLA	5	1	0	1	4	-2	-	-	-	-	-	-	-	-	-
2013-14	Montreal	NHL	73	39	21	60	35	8	10	1	11	270	17	5	6	11	8
	USA	OG	5	0	1	1	4	0	-	-	-	-	-	-	-	-	-
2014-15	Montreal	NHL	80	37	30	67	32	38	7	3	10	302	11	5	2	7	16
2015-16	Montreal	NHL	82	30	34	64	34	-10	8	1	6	303	-	-	-	-	-
2016-17	Montreal	NHL	81	35	32	67	38	15	8	1	7	268	6	0	1	1	7
	USA	WCup	4	0	1	1	0	1	-	-	-	-	-	-	-	-	-
2017-18	Montreal	NHL	64	17	20	37	30	-16	6	1	4	212	-	-	-	-	-
2018-19	Vegas	NHL	66	22	18	40	36	-13	4	0	5	191	7	5	6	11	4
2019-20	Vegas	NHL	71	32	34	66	44	18	8	0	5	307	16	5	3	8	12
2020-21	Vegas	NHL	48	24	27	51	14	20	6	0	6	174	13	5	6	11	4
2021-22	Vegas	NHL	39	19	18	37	33	8	4	0	4	148	-	-	-	-	-
2022-23	Carolina	NHL	5	3	0	3	2	0	1	0	0	16	-	-	-	-	-
2023-24	CAPITALS	NHL	47	4	19	23	25	-14	2	0	0	95	-	-	-	-	-
<b>NHL TOTALS</b>			<b>902</b>	<b>330</b>	<b>338</b>	<b>668</b>	<b>493</b>	<b>55</b>	<b>80</b>	<b>7</b>	<b>65</b>	<b>2,978</b>	<b>74</b>	<b>25</b>	<b>24</b>	<b>49</b>	<b>55</b>
<b>CAPITALS TOTALS</b>			<b>47</b>	<b>4</b>	<b>19</b>	<b>23</b>	<b>25</b>	<b>-14</b>	<b>2</b>	<b>0</b>	<b>0</b>	<b>95</b>	<b>-</b>	<b>-</b>	<b>-</b>	<b>-</b>	<b>-</b>

## VS. THE NHL

TEAM	GP	G	A	PTS	PIM
ANA	28	9	14	23	18
ARI	30	12	13	25	21
BOS	46	19	16	35	20
BUF	46	12	22	34	31
CGY	28	7	10	17	10
CAR	32	14	10	24	14
CHI	20	3	9	12	2
COL	27	13	12	25	20
CBJ	21	8	5	13	21
DAL	20	11	8	19	10
DET	24	11	7	18	14
EDM	25	9	4	13	12
FLA	39	12	17	29	20
LAK	28	12	14	26	17
MIN	25	11	10	21	4
MTL	5	1	2	3	0
NSH	19	7	5	12	11
NJD	34	15	9	24	16
NYI	32	12	11	23	26
NYR	36	10	12	22	18
OTT	45	14	17	31	29
PHI	33	8	15	23	20
PIT	33	14	12	26	21
SJS	27	7	14	21	14
SEA	3	3	1	4	0
STL	24	13	10	23	14
TBL	39	14	15	29	18
TOR	44	20	11	31	30
VAN	25	14	10	24	4
VGK	2	1	1	2	0
WSH	32	7	12	19	16
WPG	30	7	10	17	22

## 2023-24

Ranked tied for fourth on Washington in power-play points (11) and sixth in assists (19)... Played 900th career game, 4/13 vs. TBL... Scored his 330th career goal, passing Kevin Stevens (229) for the 20th-most goals by a U.S.-born player in NHL history, 4/7 vs. OTT... Scored a power-play goal in consecutive games, 2/26 vs. OTT - 2/27 at DET... Skated a season-high 18:12, 2/6 vs. MTL... Recorded his first multi-point game as a Capital (2a), 1/18 vs. STL... Scored his first goal as a Capital, 1/11 vs. SEA... Recorded his first point as a Capital (1a), 1/7 vs. LAK

## PLAYOFFS VS. THE NHL

TEAM	GP	G	A	PTS	PIM
BOS	7	2	3	5	6
CHI	4	1	1	2	0
COL	6	3	4	7	4
DAL	5	0	1	1	4
MIN	1	1	0	1	0
MTL	6	1	2	3	0
NYR	12	2	3	5	9
OTT	9	2	0	2	6
SJS	7	5	6	11	4
TBL	10	4	3	7	14
VAN	7	4	1	5	8

# ALIAKSEI PROTAS

# 21



## BIOGRAPHICAL INFO

**DEFENSE** | HEIGHT: 6'6" | WEIGHT: 237 | SHOOTS: Left  
**BORN:** January 6, 2001 | **BIRTHPLACE:** Vitebsk, Belarus  
**DRAFTED:** Capitals' third-round choice, 91st overall, in the 2019 NHL Draft

## REGULAR SEASON

## PLAYOFFS

YEAR	TEAM	LEAGUE	GP	G	A	PTS	PIM	+/-	PP	SH	GW	S	GP	G	A	PTS	PIM
2016-17	Belarus U17	Belarus2	4	0	1	1	0	-	-	-	-	-	-	-	-	-	-
2017-18	Belarus U17	Belarus2	49	9	11	20	8	-	-	-	-	-	3	1	3	4	0
	Belarus U18	WJC-18	5	1	3	4	0	2	-	-	-	-	-	-	-	-	-
2018-19	Prince Albert	WHL	61	11	29	40	4	24	1	0	2	111	23	12	10	22	6
	Belarus U20	WJC-20 D1A	5	2	3	5	0	-1	-	-	-	-	-	-	-	-	-
2019-20	Prince Albert	WHL	58	31	49	80	8	37	9	2	7	211	-	-	-	-	-
	Belarus U20	WJC-20 D1A	5	4	3	7	6	3	-	-	-	-	-	-	-	-	-
2020-21	Dinamo Minsk	KHL	58	10	8	18	4	0	3	0	1	79	5	1	3	4	4
	Hershey	AHL	16	2	5	7	2	1	0	0	1	18	-	-	-	-	-
	Belarus	WC	6	0	2	2	0	-6	-	-	-	-	-	-	-	-	-
2021-22	<b>CAPITALS</b>	<b>NHL</b>	<b>33</b>	<b>3</b>	<b>6</b>	<b>9</b>	<b>0</b>	<b>4</b>	<b>0</b>	<b>0</b>	<b>0</b>	<b>34</b>	-	-	-	-	-
	Hershey	AHL	42	8	16	24	10	-3	2	0	2	80	3	0	1	1	0
2022-23	<b>CAPITALS</b>	<b>NHL</b>	<b>58</b>	<b>4</b>	<b>11</b>	<b>15</b>	<b>12</b>	<b>-8</b>	<b>0</b>	<b>0</b>	<b>0</b>	<b>83</b>	-	-	-	-	-
	Hershey	AHL	9	2	3	5	0	-4	1	0	0	18	20	5	8	13	2
2023-24	<b>CAPITALS</b>	<b>NHL</b>	<b>78</b>	<b>6</b>	<b>23</b>	<b>29</b>	<b>8</b>	<b>-3</b>	<b>0</b>	<b>0</b>	<b>1</b>	<b>113</b>	-	-	-	-	-
<b>NHL / CAPITALS TOTALS</b>			<b>169</b>	<b>13</b>	<b>40</b>	<b>53</b>	<b>20</b>	<b>-7</b>	<b>0</b>	<b>0</b>	<b>1</b>	<b>230</b>	-	-	-	-	-

## VS. THE NHL

TEAM	GP	G	A	PTS	PIM
ANA	4	0	0	0	0
ARI	3	0	0	0	0
BOS	7	0	0	0	0
BUF	6	0	0	0	0
CGY	4	0	0	0	2
CAR	5	1	0	1	2
CHI	6	0	3	3	0
COL	4	0	0	0	0
CBJ	7	2	5	7	0
DAL	4	1	1	2	0
DET	7	0	0	0	2
EDM	4	0	1	1	0
FLA	7	0	6	6	2
LAK	5	0	2	2	0
MIN	4	0	0	0	0
MTL	7	1	3	4	2
NSH	4	1	1	2	0
NJD	7	1	3	4	2
NYI	7	1	2	3	2
NYR	7	1	2	3	2
OTT	7	2	2	4	0
PHI	5	0	2	2	0
PIT	7	0	0	0	0
SJS	5	0	1	1	2
SEA	5	0	0	0	0
STL	5	0	1	1	2
TBL	7	1	2	3	0
TOR	4	0	1	1	0
VAN	5	0	0	0	0
VGK	4	0	0	0	0
WPG	6	1	2	3	0

## 2023-24

Established single-season career highs in goals (6), assists (23), points (29) and games played (78)... Ranked fourth on Washington in assists and seventh in points... Twenty-eight of his 29 points came at five-on-five... Scored his sixth goal of the season, 4/7 vs. OTT... Skated a career-high 20:17, 2/27 at DET.. Recorded his second career three-point game (1g, 2a), 2/26 vs. OTT... Registered a season-high six shots, 2/11 vs. VAN... Scored his first career game-winning goal, 12/17 at MTL... Had a career-long four-game point streak (4a), 12/20 vs. NYI - 12/27 at NYR... Recorded his first career three-point game (1g, 2a), 11/18 vs. CBJ... Played his 100th career game, 11/4 vs. CBJ

# RASMUS SANDIN

38



## BIOGRAPHICAL INFO

**DEFENSE** | HEIGHT: 5'11" | WEIGHT: 189 | SHOOT: Left  
**BORN:** March 7, 2000 | **BIRTHPLACE:** Uppsala, Sweden  
**ACQUIRED:** From TOR for Erik Gustafsson and BOS's 1st round pick in the 2023 NHL Draft, February 28, 2023

## REGULAR SEASON

## PLAYOFFS

YEAR	TEAM	LEAGUE	GP	G	A	PTS	PIM	+/-	PP	SH	GW	S	GP	G	A	PTS	PIM
2016-17	Brynäs IF	SuperElit	36	3	15	18	14	-8	-	-	-	-	2	0	1	1	2
2017-18	Rögle BK	SHL	5	0	1	1	0	-2	-	-	-	-	-	-	-	-	-
	Sault Ste. Marie	OHL	51	12	33	45	24	35	4	0	1	94	24	1	12	13	8
2018-19	Toronto	AHL	44	6	22	28	16	-10	3	0	1	65	13	0	10	10	6
	Sweden U20	WJC-20	5	2	2	4	4	4	-	-	-	-	-	-	-	-	-
2019-20	<b>Toronto</b>	<b>NHL</b>	<b>28</b>	<b>1</b>	<b>7</b>	<b>8</b>	<b>10</b>	<b>-7</b>	<b>0</b>	<b>0</b>	<b>1</b>	<b>22</b>	-	-	-	-	-
	Toronto	AHL	21	2	13	15	17	-2	1	0	0	26	13	0	10	10	6
	Sweden U20	WJC-20	7	3	7	10	6	3	-	-	-	-	-	-	-	-	-
2020-21	<b>Toronto</b>	<b>NHL</b>	<b>9</b>	<b>0</b>	<b>4</b>	<b>4</b>	<b>0</b>	<b>6</b>	<b>0</b>	<b>0</b>	<b>0</b>	<b>9</b>	<b>5</b>	<b>1</b>	<b>0</b>	<b>1</b>	<b>0</b>
	Toronto	AHL	1	0	0	0	0	1	0	0	0	0	-	-	-	-	-
2021-22	<b>Toronto</b>	<b>NHL</b>	<b>51</b>	<b>5</b>	<b>11</b>	<b>16</b>	<b>4</b>	<b>9</b>	<b>0</b>	<b>0</b>	<b>3</b>	<b>46</b>	-	-	-	-	-
2022-23	<b>Toronto</b>	<b>NHL</b>	<b>52</b>	<b>4</b>	<b>16</b>	<b>20</b>	<b>23</b>	<b>10</b>	<b>0</b>	<b>0</b>	<b>0</b>	<b>58</b>	-	-	-	-	-
	<b>CAPITALS</b>	<b>NHL</b>	<b>19</b>	<b>3</b>	<b>12</b>	<b>15</b>	<b>16</b>	<b>-7</b>	<b>0</b>	<b>0</b>	<b>0</b>	<b>23</b>	-	-	-	-	-
2023-24	<b>CAPITALS</b>	<b>NHL</b>	<b>68</b>	<b>3</b>	<b>20</b>	<b>23</b>	<b>24</b>	<b>-13</b>	<b>0</b>	<b>0</b>	<b>1</b>	<b>79</b>	-	-	-	-	-
<b>NHL TOTALS</b>			<b>227</b>	<b>16</b>	<b>70</b>	<b>86</b>	<b>77</b>	<b>-2</b>	<b>0</b>	<b>0</b>	<b>5</b>	<b>237</b>	<b>5</b>	<b>1</b>	<b>0</b>	<b>1</b>	<b>0</b>
<b>CAPITALS TOTALS</b>			<b>87</b>	<b>6</b>	<b>32</b>	<b>38</b>	<b>40</b>	<b>-20</b>	<b>0</b>	<b>0</b>	<b>1</b>	<b>102</b>	-	-	-	-	-

## 2023-24

Ranked second on Washington in TOI per game (21:07) and points among defensemen (23) and fourth in blocked shots (106)... Had a season-high four shots, 2/24 at FLA... Scored his fifth career game-winning goal, 2/22 at TBL... Registered a career-high +4 plus/minus rating, 2/20 vs. NJD... Played in his 200th career game and recorded an assist, 2/8 at FLA... Recorded his first multi-point game of the season (2a), 1/2 at PIT

## VS. THE NHL

TEAM	GP	G	A	PTS	PIM
ANA	6	0	3	3	2
ARI	4	0	1	1	2
BOS	6	0	1	1	2
BUF	7	1	1	2	4
CGY	6	1	3	4	2
CAR	8	0	1	1	2
CHI	6	1	2	3	0
COL	4	0	0	0	2
CBJ	8	0	2	2	0
DAL	7	3	1	4	0
DET	9	3	2	5	4
EDM	3	0	0	0	0
FLA	6	0	2	2	0
LAK	7	1	4	5	2
MIN	6	0	1	1	2
MTL	13	1	4	5	4
NSH	6	1	1	2	0
NJD	11	1	5	6	9
NYI	11	1	6	7	9
NYR	10	0	3	3	2
OTT	11	0	4	4	6
PHI	5	0	1	1	0
PIT	13	0	2	2	9
SJS	7	0	3	3	2
SEA	4	0	0	0	0
STL	5	0	1	1	2
TBL	9	1	2	3	4
TOR	3	0	1	1	0
VAN	9	0	5	5	2
VGK	6	0	2	2	0
WSH	4	1	3	4	2
WPG	7	0	3	3	2

## PLAYOFFS VS. THE NHL

TEAM	GP	G	A	PTS	PIM
MTL	5	1	0	1	0



# MIKE SGARBOSSA

# 23

## BIOGRAPHICAL INFO

**CENTER** | HEIGHT: 6'0" | WEIGHT: 185 | SHOOTS: Left  
**BORN:** July 25, 1992 | **BIRTHPLACE:** Campbellville, Ontario  
**ACQUIRED:** Signed as free agent, July 2, 2018

## VS. THE NHL

TEAM	GP	G	A	PTS	PIM
ANA	2	0	0	0	2
ARI	4	1	1	2	2
BOS	6	1	0	1	2
BUF	3	0	1	1	0
CGY	4	0	1	1	0
CAR	5	0	0	0	0
CHI	2	1	0	1	0
COL	2	0	0	0	0
CBJ	2	0	0	0	0
DAL	2	0	0	0	0
DET	2	1	0	1	2
EDM	4	1	0	1	0
FLA	4	0	1	1	0
LAK	1	0	1	1	0
MIN	1	0	0	0	0
MTL	6	1	1	2	5
NSH	4	0	2	2	2
NJD	3	1	1	2	0
NYI	4	0	1	1	0
NYR	3	0	1	1	0
OTT	4	0	3	3	0
PHI	1	0	0	0	0
PIT	3	0	0	0	0
SJS	2	0	0	0	0
STL	3	0	0	0	0
TBL	2	0	0	0	0
TOR	2	0	0	0	0
VAN	5	0	0	0	0
WPG	4	1	1	2	10

## REGULAR SEASON

## PLAYOFFS

YEAR	TEAM	LEAGUE	GP	G	A	PTS	PIM	+/-	PP	SH	GW	S	GP	G	A	PTS	PIM
2008-09	Barrie	OHL	67	10	33	43	43	17	-	-	-	-	5	3	3	6	10
2009-10	Barrie	OHL	19	7	13	20	14	6	-	-	-	-	-	-	-	-	-
	Saginaw	OHL	48	13	19	32	49	-12	-	-	-	-	6	0	2	2	4
	Canada U18	WJC-18	6	1	1	2	4	-1	-	-	-	-	-	-	-	-	-
2010-11	Saginaw	OHL	26	7	13	20	24	-3	-	-	-	-	-	-	-	-	-
	Sudbury	OHL	37	29	33	62	53	16	-	-	-	-	8	5	9	14	16
2011-12	Sudbury	OHL	66	47	55	102	68	21	-	-	-	-	4	2	1	3	6
2012-13	Colorado	NHL	6	0	0	0	4	-3	0	0	0	6	-	-	-	-	-
	Lake Erie	AHL	57	19	25	44	71	-11	8	0	4	90	-	-	-	-	-
2013-14	Lake Erie	AHL	49	5	15	20	56	-16	4	0	0	63	-	-	-	-	-
2014-15	Colorado	NHL	3	0	1	1	10	0	0	0	0	2	-	-	-	-	-
	Lake Erie	AHL	40	4	19	23	35	-15	0	0	2	83	-	-	-	-	-
	Norfolk	AHL	20	6	9	15	29	-6	3	0	2	141	-	-	-	-	-
2015-16	Anaheim	NHL	1	0	0	0	0	0	0	0	0	0	-	-	-	-	-
	San Diego	AHL	62	17	27	44	48	-3	4	0	2	148	5	1	4	5	2
2016-17	Anaheim	NHL	9	0	2	2	0	-2	0	0	0	7	-	-	-	-	-
	San Diego	AHL	2	1	0	1	0	1	0	0	0	4	-	-	-	-	-
	Florida	NHL	29	2	5	7	9	-3	1	0	0	26	-	-	-	-	-
Springfield	AHL	14	4	8	12	16	-6	2	0	0	29	-	-	-	-	-	
2017-18	Manitoba	AHL	68	16	24	40	88	8	2	0	0	100	9	2	3	5	14
2018-19	Hershey	AHL	75	30	35	65	91	-3	14	0	1	172	5	1	2	3	8
2019-20	CAPITALS	NHL	2	0	0	0	0	0	0	0	0	1	-	-	-	-	-
	Hershey	AHL	39	13	27	40	16	5	5	0	4	109	-	-	-	-	-
2020-21	CAPITALS	NHL	5	0	2	2	0	2	0	0	0	4	-	-	-	-	-
	Hershey	AHL	14	5	5	10	8	7	1	0	0	35	-	-	-	-	-
2021-22	CAPITALS	NHL	10	2	2	4	0	3	0	0	0	11	-	-	-	-	-
	Hershey	AHL	30	10	11	21	10	-8	3	0	0	74	3	1	0	10	-
2022-23	Hershey	AHL	60	21	37	58	38	19	2	0	5	122	4	1	2	3	0
2023-24	CAPITALS	NHL	25	4	3	7	2	0	0	0	1	27	-	-	-	-	-
	Hershey	AHL	44	7	36	43	24	3	2	0	2	81	-	-	-	-	-
<b>NHL TOTALS</b>			<b>90</b>	<b>8</b>	<b>15</b>	<b>23</b>	<b>25</b>	<b>-3</b>	<b>1</b>	<b>0</b>	<b>1</b>	<b>84</b>	-	-	-	-	-
<b>CAPITALS TOTALS</b>			<b>42</b>	<b>6</b>	<b>7</b>	<b>13</b>	<b>2</b>	<b>5</b>	<b>0</b>	<b>0</b>	<b>1</b>	<b>43</b>	-	-	-	-	-

## 2023-24

Recorded an assist and skated a career-high 16:43, 4/2 at BUF... Scored his fourth goal of the season, 3/30 vs. BOS... Scored his third goal of the season, 3/9 vs. CHI... Scored his second goal of the season, 2/27 at DET... Recorded a power-play point (1a), his first since Jan. 18, 2017, 2/26 vs. OTT... Scored a goal, marking his first NHL goal since Dec. 17, 2021, 2/20 vs. NJD... Recorded an assist, marking his first NHL point since Jan. 2, 2022, 2/8 at FLA... Recorded 43 points (7g, 36a) in 44 games with AHL Hershey



# DYLAN STROME

# 17

## BIOGRAPHICAL INFO

**CENTER** | HEIGHT: 6'3" | WEIGHT: 194 | SHOOTS: Left  
**BORN:** March 7, 1997 | **BIRTHPLACE:** Mississauga, Ontario  
**ACQUIRED:** Signed as free agent, July 14, 2022

## VS. THE NHL

TEAM	GP	G	A	PTS	PIM
ANA	15	7	4	11	2
ARI	13	5	3	8	8
BOS	14	2	7	9	4
BUF	13	5	6	11	4
CGY	15	4	4	8	8
CAR	18	5	9	14	6
CHI	6	1	4	5	2
COL	15	4	6	10	0
CBJ	20	4	7	11	10
DAL	19	6	3	9	2
DET	19	8	9	17	10
EDM	11	4	6	10	2
FLA	17	4	4	8	4
LAK	12	3	5	8	4
MIN	13	4	8	12	4
MTL	9	4	6	10	0
NSH	21	1	5	6	8
NJD	14	5	9	14	2
NYI	13	6	4	10	0
NYR	12	1	6	7	4
OTT	11	3	4	7	2
PHI	13	5	5	10	2
PIT	13	2	5	7	2
SJS	13	6	6	12	6
SEA	6	0	0	0	2
STL	12	2	9	11	4
TBL	17	4	8	12	10
TOR	9	0	5	5	4
VAN	15	2	10	12	4
VGK	17	5	9	14	4
WSH	5	1	4	5	2
WPG	16	4	5	9	6

## REGULAR SEASON

## PLAYOFFS

YEAR	TEAM	LEAGUE	GP	G	A	PTS	PIM	+/-	PP	SH	GW	S	GP	G	A	PTS	PIM
2013-14	Erie	OHL	60	10	29	39	11	17	2	0	4	-	14	3	6	9	0
	Canada-Ontario	WHC-17	5	6	5	11	0	-	-	-	-	-	-	-	-	-	-
2014-15	Erie	OHL	68	45	84	129	32	47	14	0	8	-	20	10	12	22	12
2015-16	Erie	OHL	56	37	74	111	44	23	9	1	8	229	13	10	11	21	12
	Canada	WJC-20	5	4	2	6	4	1	-	-	-	-	-	-	-	-	-
2016-17	Arizona	NHL	7	0	1	1	0	-5	0	0	0	6	-	-	-	-	-
	Erie	OHL	35	22	53	75	18	36	6	0	4	143	22	14	20	34	14
	Canada	WJC-20	7	3	7	10	0	1	-	-	-	-	-	-	-	-	-
2017-18	Arizona	NHL	21	4	5	9	8	4	1	0	0	30	-	-	-	-	-
	Tuscon	AHL	50	22	31	53	28	8	9	0	3	144	9	3	5	8	2
2018-19	Arizona	NHL	20	3	3	6	6	-10	3	0	1	40	-	-	-	-	-
	Chicago	NHL	58	17	34	51	14	2	3	0	2	105	-	-	-	-	-
	Canada	WC	10	1	4	5	2	1	-	-	-	-	-	-	-	-	-
2019-20	Chicago	NHL	58	12	26	38	16	1	2	0	2	97	9	2	1	3	2
2020-21	Chicago	NHL	40	9	8	17	14	-16	4	0	1	71	-	-	-	-	-
2021-22	Chicago	NHL	69	22	26	48	28	-6	5	0	2	126	-	-	-	-	-
2022-23	CAPITALS	NHL	81	23	42	65	24	-4	3	0	2	154	-	-	-	-	-
2023-24	CAPITALS	NHL	82	27	40	67	22	-13	6	0	5	169	-	-	-	-	-
	<b>NHL TOTALS</b>		<b>436</b>	<b>117</b>	<b>185</b>	<b>302</b>	<b>132</b>	<b>-47</b>	<b>27</b>	<b>0</b>	<b>15</b>	<b>798</b>	<b>9</b>	<b>2</b>	<b>1</b>	<b>3</b>	<b>2</b>
	<b>CAPITALS TOTALS</b>		<b>163</b>	<b>50</b>	<b>82</b>	<b>132</b>	<b>46</b>	<b>-17</b>	<b>9</b>	<b>0</b>	<b>7</b>	<b>323</b>	<b>-</b>	<b>-</b>	<b>-</b>	<b>-</b>	<b>-</b>

## 2023-24

Established new single-season career highs in goals (27), points (67), power-play goals (6), game-winning goals (5) and shots (169)... Led Washington in points (67) and overtime goals (3) and ranked tied for first in game-winning goals (5)... Ranked second on Washington in goals (27), assists (40) and power-play points (22)... Was one of two Capitals to appear in all 82 of the team's games... Scored a goal, marking his 300th career point, 4/9 at DET... Scored two goals, including his third career overtime goal, 3/26 vs. DET... Scored his 20th goal of the season, marking his 3rd consecutive 20-goal season, 2/10 at BOS... Played in his 400th career game, 1/24 at COL Scored his 100th career goal, 12/7 vs. DAL... Scored his first career overtime goal, 11/22 vs. BUF

## PLAYOFFS VS. THE NHL

TEAM	GP	G	A	PTS	PIM
EDM	4	1	0	1	0
VGK	5	1	1	2	2



# TREVOR VAN RIEMSDYK



# 57

## BIOGRAPHICAL INFO

**DEFENSE** | HEIGHT: 6'3" | WEIGHT: 190 | SHOOT: Right  
**BORN:** July 24, 1991 | **BIRTHPLACE:** Middletown, New Jersey  
**ACQUIRED:** Signed as free agent, October 10, 2020

## REGULAR SEASON

## PLAYOFFS

YEAR	TEAM	LEAGUE	GP	G	A	PTS	PIM	+/-	PP	SH	GW	S	GP	G	A	PTS	PIM
2009-10	N.H. Jr. Monarchs	EJHL	31	8	27	35	4	-	-	-	-	-	4	0	3	3	0
2010-11	N.H. Jr. Monarchs	EJHL	39	16	22	38	20	-	-	-	-	-	6	2	3	5	4
2011-12	New Hampshire	H-East	37	4	15	19	24	7	-	-	-	-	-	-	-	-	-
2012-13	New Hampshire	H-East	39	8	25	33	8	10	-	-	-	-	-	-	-	-	-
2013-14	New Hampshire	H-East	26	4	19	23	10	13	-	-	-	-	-	-	-	-	-
<b>2014-15</b>	<b>Chicago</b>	<b>NHL</b>	<b>18</b>	<b>0</b>	<b>1</b>	<b>1</b>	<b>2</b>	<b>0</b>	<b>0</b>	<b>0</b>	<b>0</b>	<b>21</b>	<b>4</b>	<b>0</b>	<b>0</b>	<b>0</b>	<b>0</b>
	Rockford	AHL	8	0	3	3	0	2	0	0	0	7	-	-	-	-	-
<b>2015-16</b>	<b>Chicago</b>	<b>NHL</b>	<b>82</b>	<b>3</b>	<b>11</b>	<b>14</b>	<b>31</b>	<b>-5</b>	<b>0</b>	<b>0</b>	<b>1</b>	<b>85</b>	<b>7</b>	<b>1</b>	<b>0</b>	<b>1</b>	<b>2</b>
<b>2016-17</b>	<b>Chicago</b>	<b>NHL</b>	<b>58</b>	<b>5</b>	<b>11</b>	<b>16</b>	<b>29</b>	<b>17</b>	<b>0</b>	<b>0</b>	<b>2</b>	<b>73</b>	<b>4</b>	<b>0</b>	<b>0</b>	<b>0</b>	<b>0</b>
<b>2017-18</b>	<b>Carolina</b>	<b>NHL</b>	<b>79</b>	<b>3</b>	<b>13</b>	<b>16</b>	<b>20</b>	<b>9</b>	<b>0</b>	<b>0</b>	<b>1</b>	<b>111</b>	-	-	-	-	-
<b>2018-19</b>	<b>Carolina</b>	<b>AHL</b>	<b>78</b>	<b>3</b>	<b>11</b>	<b>14</b>	<b>10</b>	<b>-4</b>	<b>0</b>	<b>0</b>	<b>1</b>	<b>102</b>	<b>9</b>	<b>0</b>	<b>0</b>	<b>0</b>	<b>2</b>
<b>2019-20</b>	<b>Carolina</b>	<b>NHL</b>	<b>49</b>	<b>1</b>	<b>7</b>	<b>8</b>	<b>10</b>	<b>-7</b>	<b>0</b>	<b>0</b>	<b>0</b>	<b>58</b>	<b>2</b>	<b>0</b>	<b>1</b>	<b>1</b>	<b>4</b>
<b>2020-21</b>	<b>CAPITALS</b>	<b>NHL</b>	<b>20</b>	<b>1</b>	<b>2</b>	<b>3</b>	<b>2</b>	<b>-1</b>	<b>0</b>	<b>0</b>	<b>0</b>	<b>23</b>	-	-	-	-	-
<b>2021-22</b>	<b>CAPITALS</b>	<b>NHL</b>	<b>72</b>	<b>1</b>	<b>16</b>	<b>17</b>	<b>40</b>	<b>-3</b>	<b>0</b>	<b>0</b>	<b>0</b>	<b>75</b>	<b>6</b>	<b>1</b>	<b>1</b>	<b>2</b>	<b>0</b>
<b>2022-23</b>	<b>CAPITALS</b>	<b>NHL</b>	<b>75</b>	<b>7</b>	<b>16</b>	<b>23</b>	<b>15</b>	<b>10</b>	<b>0</b>	<b>0</b>	<b>0</b>	<b>97</b>	-	-	-	-	-
<b>2023-24</b>	<b>CAPITALS</b>	<b>NHL</b>	<b>70</b>	<b>0</b>	<b>14</b>	<b>14</b>	<b>18</b>	<b>-7</b>	<b>0</b>	<b>0</b>	<b>0</b>	<b>75</b>	-	-	-	-	-
<b>NHL TOTALS</b>			<b>601</b>	<b>24</b>	<b>102</b>	<b>126</b>	<b>177</b>	<b>9</b>	<b>0</b>	<b>0</b>	<b>5</b>	<b>720</b>	<b>32</b>	<b>2</b>	<b>2</b>	<b>4</b>	<b>8</b>
<b>CAPITALS TOTALS</b>			<b>237</b>	<b>9</b>	<b>48</b>	<b>57</b>	<b>75</b>	<b>-1</b>	<b>0</b>	<b>0</b>	<b>0</b>	<b>270</b>	<b>6</b>	<b>1</b>	<b>1</b>	<b>2</b>	<b>0</b>

## VS. THE NHL

TEAM	GP	G	A	PTS	PIM
ANA	16	0	3	3	2
ARI	18	0	8	8	0
BOS	22	1	2	3	6
BUF	20	0	5	5	2
CGY	15	0	1	1	2
CAR	14	0	3	3	6
CHI	12	1	1	2	2
COL	18	0	3	3	2
CBJ	22	2	3	5	11
DAL	21	3	4	7	2
DET	22	1	1	2	21
EDM	16	2	1	3	0
FLA	17	1	2	3	0
LAK	15	0	0	0	4
MIN	21	1	7	8	6
MTL	18	2	3	5	2
NSH	21	0	5	5	10
NJD	20	1	4	5	0
NYI	30	2	6	8	6
NYR	28	1	5	6	6
OTT	22	0	4	4	4
PHI	29	0	2	2	19
PIT	24	0	5	5	22
SJS	16	0	5	5	4
SEA	6	0	1	1	2
STL	19	1	4	5	14
TBL	21	0	5	5	6
TOR	21	2	3	5	4
VAN	15	0	3	3	2
VGK	10	2	1	3	4
WSH	13	0	1	1	2
WPG	19	1	1	2	4

## 2023-24

Ranked fifth on Washington in blocks (103) and seventh in ice time per game (18:40)... Played in his 600th career game, 4/15 vs. BOS... Recorded his 100th career assist, 4/5 at CAR... Skated a season-high 23:19, 2/20 vs. NJD... Recorded a season-high six shots, 2/6 vs. MTL... Recorded his 50th point as a Capital, 1/11 vs. SEA... Played his 200th game as a Capital, 1/7 vs. LAK... Blocked a season-high six shots, 10/29 vs. SJS... Tallied his third career shorthanded point, 10/27 vs. MIN

## PLAYOFFS VS. THE NHL

TEAM	GP	G	A	PTS	PIM
BOS	2	0	1	1	4
FLA	6	1	1	2	0
NSH	4	0	0	0	0
NYI	2	0	0	0	0
STL	7	1	0	1	2
TBL	4	0	0	0	0
WSH	7	0	0	0	2



# TOM WILSON



43

## BIOGRAPHICAL INFO

**RIGHT WING** | HEIGHT: 6'4" | WEIGHT: 224 | SHOOTS: Right  
**BORN:** March 29, 1994 | **BIRTHPLACE:** Toronto, Ontario  
**DRAFTED:** Capitals' first-round choice, 16th overall, in the 2012 NHL Draft

## REGULAR SEASON

## PLAYOFFS

YEAR	TEAM	LEAGUE	GP	G	A	PTS	PIM	+/-	PP	SH	GW	S	GP	G	A	PTS	PIM
2009-10	Toronto	GTHL	73	52	63	115	148	-	-	-	-	-	-	-	-	-	-
2010-11	Plymouth	OHL	28	3	3	6	71	0	-	-	-	-	-	-	-	-	-
	Can. Ontario U17	WHC-17	4	0	1	1	6	-	-	-	-	-	-	-	-	-	-
2011-12	Plymouth	OHL	49	9	18	27	141	17	-	-	-	-	13	7	6	13	39
2012-13	<b>CAPITALS</b>	<b>NHL</b>	-	-	-	-	-	-	-	-	-	-	<b>3</b>	<b>0</b>	<b>0</b>	<b>0</b>	<b>0</b>
	Plymouth	OHL	48	23	35	58	104	36	-	-	-	-	12	9	8	17	41
	Hershey	AHL	-	-	-	-	-	-	-	-	-	-	3	1	0	1	6
2013-14	<b>CAPITALS</b>	<b>NHL</b>	<b>82</b>	<b>3</b>	<b>7</b>	<b>10</b>	<b>151</b>	<b>1</b>	<b>1</b>	<b>0</b>	<b>0</b>	<b>63</b>	-	-	-	-	-
2014-15	<b>CAPITALS</b>	<b>NHL</b>	<b>67</b>	<b>4</b>	<b>13</b>	<b>17</b>	<b>172</b>	<b>-1</b>	<b>0</b>	<b>0</b>	<b>0</b>	<b>79</b>	<b>13</b>	<b>0</b>	<b>1</b>	<b>1</b>	<b>25</b>
	Hershey	AHL	2	0	0	0	0	-1	0	0	0	5	-	-	-	-	-
2015-16	<b>CAPITALS</b>	<b>NHL</b>	<b>82</b>	<b>7</b>	<b>16</b>	<b>23</b>	<b>163</b>	<b>3</b>	<b>0</b>	<b>0</b>	<b>1</b>	<b>99</b>	<b>12</b>	<b>0</b>	<b>1</b>	<b>1</b>	<b>13</b>
2016-17	<b>CAPITALS</b>	<b>NHL</b>	<b>82</b>	<b>7</b>	<b>12</b>	<b>19</b>	<b>133</b>	<b>9</b>	<b>0</b>	<b>0</b>	<b>0</b>	<b>95</b>	<b>13</b>	<b>3</b>	<b>0</b>	<b>3</b>	<b>34</b>
2017-18	<b>CAPITALS</b>	<b>NHL</b>	<b>78</b>	<b>14</b>	<b>21</b>	<b>35</b>	<b>187</b>	<b>10</b>	<b>0</b>	<b>1</b>	<b>1</b>	<b>123</b>	<b>21</b>	<b>5</b>	<b>10</b>	<b>15</b>	<b>31</b>
2018-19	<b>CAPITALS</b>	<b>NHL</b>	<b>63</b>	<b>22</b>	<b>18</b>	<b>40</b>	<b>128</b>	<b>11</b>	<b>3</b>	<b>2</b>	<b>2</b>	<b>130</b>	<b>7</b>	<b>3</b>	<b>2</b>	<b>5</b>	<b>2</b>
2019-20	<b>CAPITALS</b>	<b>NHL</b>	<b>68</b>	<b>21</b>	<b>23</b>	<b>44</b>	<b>93</b>	<b>-3</b>	<b>5</b>	<b>1</b>	<b>5</b>	<b>154</b>	<b>8</b>	<b>1</b>	<b>2</b>	<b>3</b>	<b>23</b>
2020-21	<b>CAPITALS</b>	<b>NHL</b>	<b>47</b>	<b>13</b>	<b>20</b>	<b>33</b>	<b>96</b>	<b>1</b>	<b>4</b>	<b>1</b>	<b>4</b>	<b>83</b>	<b>5</b>	<b>1</b>	<b>1</b>	<b>2</b>	<b>6</b>
2021-22	<b>CAPITALS</b>	<b>NHL</b>	<b>78</b>	<b>24</b>	<b>28</b>	<b>52</b>	<b>98</b>	<b>13</b>	<b>4</b>	<b>2</b>	<b>5</b>	<b>151</b>	<b>1</b>	<b>1</b>	<b>0</b>	<b>1</b>	<b>0</b>
2022-23	<b>CAPITALS</b>	<b>NHL</b>	<b>33</b>	<b>13</b>	<b>9</b>	<b>22</b>	<b>78</b>	<b>-13</b>	<b>4</b>	<b>0</b>	<b>1</b>	<b>82</b>	-	-	-	-	-
2023-24	<b>CAPITALS</b>	<b>NHL</b>	<b>74</b>	<b>18</b>	<b>17</b>	<b>35</b>	<b>133</b>	<b>-19</b>	<b>5</b>	<b>2</b>	<b>3</b>	<b>169</b>	-	-	-	-	-
<b>NHL / CAPITALS TOTALS</b>			<b>754</b>	<b>146</b>	<b>184</b>	<b>330</b>	<b>1,432</b>	<b>12</b>	<b>26</b>	<b>9</b>	<b>22</b>	<b>1,228</b>	<b>83</b>	<b>14</b>	<b>17</b>	<b>31</b>	<b>134</b>

## VS. THE NHL

TEAM	GP	G	A	PTS	PIM
ANA	19	11	1	12	46
ARI	17	2	5	7	33
BOS	32	5	10	15	79
BUF	32	9	8	17	41
CGY	16	3	8	11	14
CAR	36	3	6	9	40
CHI	17	7	4	11	42
COL	19	1	9	10	42
CBJ	35	5	7	12	83
DAL	17	2	4	6	31
DET	24	4	2	6	20
EDM	14	1	4	5	21
FLA	25	6	5	11	44
LAK	18	1	2	3	23
MIN	19	5	5	10	55
MTL	25	7	8	15	52
NSH	18	4	2	6	66
NJD	42	6	17	23	67
NYI	47	9	10	19	73
NYR	42	8	5	13	104
OTT	25	4	10	14	62
PHI	43	8	14	22	121
PIT	42	12	6	18	71
SJS	17	2	6	8	15
SEA	3	2	2	4	2
STL	18	1	3	4	39
TBL	27	1	11	12	46
TOR	24	7	4	11	54
VAN	16	6	2	8	23
VGK	10	2	0	2	8
WPG	15	2	4	6	15

## 2023-24

Ranked third in the NHL in PIM (133) and tied for 18th in hits (228)... Ranked tied for fourth on Washington in goals (18) and fourth in points (35)... Passed Brooks Laich (742) for the 10th-most games played in franchise history, 3/14 at SEA... Scored his ninth career shorthanded goal, passing Matt Pettinger for the eighth most in franchise history, 3/7 at PIT... Passed Rod Langway (726) for the 11th-most games played in franchise history, 2/6 vs. MTL... Played in his 700th career game, 11/30 at ANA... Recorded his first career hat trick, 11/30 at ANA... Passed Steve Konowalchuk (693) for the 12th-most games played in franchise history, 11/14 vs. VGK... Recorded his 300th career point, 10/29 vs. SJS... Represented the Capitals at the 2024 NHL All-Star Game

## PLAYOFFS VS. THE NHL

TEAM	GP	G	A	PTS	PIM
BOS	6	2	1	3	6
CAR	7	3	2	5	2
CBJ	6	2	1	3	10
FLA	1	1	0	1	0
NYI	11	0	2	2	26
NYR	10	0	1	1	16
PHI	7	0	0	0	11
PIT	16	0	5	5	30
TBL	8	1	4	5	13
TOR	6	3	0	3	12
VGK	5	2	1	3	8





# 2023-24 NHL Standings

## EASTERN CONFERENCE

Metropolitan	GP	W	L	OT	P
1. p-NY Rangers	82	55	23	4	114
2. x-Carolina	82	52	23	7	111
3. x-NY Islanders	82	39	27	16	94
<b>4. x-Washington</b>	<b>82</b>	<b>40</b>	<b>31</b>	<b>11</b>	<b>91</b>
5. Pittsburgh	82	38	32	12	88
6. Philadelphia	82	38	33	11	87
7. New Jersey	82	38	39	5	81
8. Columbus	82	27	43	12	66

## WESTERN CONFERENCE

Central	GP	W	L	OT	P
1. z-Dallas	82	52	21	9	113
2. x-Winnipeg	82	52	24	6	110
3. x-Colorado	82	50	25	7	107
4. x-Nashville	82	47	30	5	99
5. St. Louis	82	43	33	6	92
6. Minnesota	82	39	34	9	87
7. Arizona	82	36	41	5	77
8. Chicago	82	23	53	6	52

Atlantic	GP	W	L	OT	P
1. y-Florida	82	52	24	6	110
2. x-Boston	82	47	20	15	109
3. x-Toronto	82	46	26	10	102
4. x-Tampa Bay	82	45	29	8	98
5. Detroit	82	41	32	9	91
6. Buffalo	82	39	37	6	84
7. Ottawa	82	37	41	4	78
8. Montréal	82	30	36	16	76

Pacific	GP	W	L	OT	P
1. y-Vancouver	82	50	23	9	109
2. x-Edmonton	82	49	27	6	104
3. x-Los Angeles	82	44	27	11	99
4. x-Vegas	82	45	29	8	98
5. Calgary	82	38	39	5	81
6. Seattle	82	34	35	13	81
7. Anaheim	82	27	50	5	59
8. San Jose	82	19	54	9	47

### Legend

- y - Clinched Division
- x - Clinched Playoff spot
- p - Presidents' Trophy
- z - Clinched Conference

# 2023-24 Capitals Notes

## PLAYOFF BOUND

The Capitals return to the Stanley Cup Playoffs after a one-year hiatus. Washington finished the season with a record of 40-31-11 (91 points), earning the second Wild Card spot in the Eastern Conference. The Capitals have qualified for the playoffs in nine of the last 10 seasons and 15 of the last 17 seasons. Washington's 15 playoff appearances since 2007-08 are tied with the Boston Bruins and Pittsburgh Penguins for the most in the NHL in that span.

## WIN AND YOU'RE IN

The Capitals entered their final game of the regular season needing a win against the Philadelphia Flyers to clinch a playoff berth. It marked the fourth time in franchise history the Capitals were able to clinch a berth into the Stanley Cup Playoffs pending the results of their final regular-season game (also 2007-08, 1980-81 and 1979-80). Alex Ovechkin scored in the first period and Charlie Lindgren stopped 27 of 28 shots faced, while T.J. Oshie scored an empty-net goal with 3:00 left in a tied game to secure the franchise's 33rd playoff appearance in its 49-year history.

## BEHIND THE BENCH

In his first season as head coach, Spencer Carbery led the Capitals to a playoff berth with a record of 40-31-11 (91 points). That marked an 11-point improvement from the previous season (35-37-10, 80 points).

## CHUCK STOPS HERE

Charlie Lindgren posted a record of 25-16-7 in 50 games played in 2023-24, establishing single-season career highs in games played, games started (48) and wins. Lindgren ranked tied for first in the NHL in shutouts (6), eighth in save percentage (.911) and ninth in goals-against average (2.67) (min. 50 GP).

## WORKHORSE

Charlie Lindgren started 19 of the Capitals' final 22 games, posting a record of 12-6-2 with a 2.39 goals-against average, a .919 save percentage and three shutouts. Lindgren's 12 wins from March 7 through the end of the regular season ranked first in the NHL, while his three shutouts were tied for first. Lindgren, who started both games of Washington's back-to-back set to close out the regular season, recorded a shutout on April 15 vs. Boston and stopped 27 of 28 shots faced on April 16 at Philadelphia to help the Capitals clinch a playoff berth.

## 30-GOAL SEASON

Alex Ovechkin reached the 30-goal mark for the 18th time in his 19-year career on March 9 at Detroit and passed former Capital Mike Gartner for the most 30-goal seasons in NHL history. The only season in which Ovechkin did not score 30 goals was the shortened 2020-21 season, when he scored 24 goals in 45 games (0.53 G/GP). Ovechkin, 38, also became the sixth different player in NHL history to begin a season at age 38 or older and score 30 goals, joining Gordie Howe (3x; 1967-68, 1968-69 & 1969-70), Johnny Bucyk (2x; 1973-74 & 1975-76), Martin St. Louis (2013-14), Teemu Selanne (2010-11) and Brett Hull (2002-03).



# 2023-24 Capitals Notes

## 850

Alex Ovechkin scored two goals on April 5 at Carolina, which marked his 850th and 851st career goals. Ovechkin is the only player in NHL history to score 850 goals with one franchise. Ovechkin, who scored his 800th career goal on Dec. 13, 2022, went from 800 to 850 goals in 115 games (0.43 G/GP). Wayne Gretzky needed 167 games (0.30 G/GP) to go from 800 to 850 goals.

## GR8 CHASE

Alex Ovechkin scored 31 goals in 2023-24. Ovechkin (853g) needs 41 goals to tie and 42 goals to pass Wayne Gretzky (894g) for first on the NHL's all-time goals list. Ovechkin, who is signed with the Capitals through the 2025-26 season, needs to average 21 goals over the next two seasons to supplant Gretzky as the NHL's all-time leading goal scorer.

## CLIMBING THE POINTS LIST

With his goal on March 22 vs. Carolina, Alex Ovechkin (853g-697a-1,550p in 1,426 GP) passed Joe Thornton (430g-1,109a-1,539p in 1,714 GP) for the 13th-most points in NHL history. During the 2023-24 season, Ovechkin recorded 65 points (31g, 34a) in 79 games and passed Thornton, Mark Recchi (577g-956a-1,533p in 1,652 GP) and Paul Coffey (396g-1,135a-1,531p in 1,409 GP) on the all-time points list.

## 1,400TH GAME

Alex Ovechkin played in his 1,400th career game on Feb. 24 at Florida, becoming the 41st player in NHL history and the second active player (Ryan Suter) to reach the 1,400-game mark. In addition, Ovechkin became the 10th player in League history to play 1,400 games with one franchise. As of Feb. 24, Ovechkin had played in 1,400 of the Capitals' 1,459 games (96.0 percent) since making his Capitals and NHL debut on Oct. 5, 2005. Among players who have played 1,400 games with one franchise, Ovechkin's 96.0 percent of team games played at the time of his 1,400th game was the fifth-highest percentage. Ovechkin's 838 career goals were the second most by a player at the time of their 1,400th career game, while his 1,527 career points were the seventh most.

## EMPTY NET KING

Alex Ovechkin scored his 57th career empty-net goal on Feb. 10 at Boston, passing Wayne Gretzky (56) for the most empty-net goals in NHL history. Ovechkin has more empty-net goals, power-play goals (312), game-winning goals (129), game-opening goals (144) and road goals (434) than Gretzky.

## 1,500 POINTS

Alex Ovechkin recorded his 1,500th career point on Dec. 7 vs. Dallas. Ovechkin became the 16th player in NHL history and the second active player (Sidney Crosby) to reach the 1,500-point mark. Ovechkin achieved the milestone in his 1,370th career game, becoming the 12th-fastest player to reach the 1,500-point mark. In addition, Ovechkin's 827 goals were the most by a player at the time of their 1,500th career point.



# 2023-24 Capitals Notes

## POINTS WITH ONE FRANCHISE

With his goal on Jan. 2 at Pittsburgh, Alex Ovechkin (853g-697a–1,550p in 1,426 GP) passed Ray Bourque (395g-1,111a–1,506p in 1,518 GP w/ BOS) for the seventh-most points by a player with one franchise in NHL history.

## 300TH POWER-PLAY GOAL

Alex Ovechkin scored his 300th career power-play goal on Oct. 24 vs. Toronto. Ovechkin, the NHL’s all-time leader in power-play goals, became the first player in NHL history to score 300 goals on the power play. Ovechkin’s 300th career power-play goal was also the 3,000th power-play goal in Capitals franchise history. At the time, Ovechkin had scored 10.0 percent of the power-play goals in franchise history. That marked the third-highest percentage in NHL history among players with at least 40 power-play goals with one franchise (Teemu Selanne, Anaheim: 12.2%; Steven Stamkos, Tampa Bay: 11.6%). Tampa Bay entered the NHL in 1992-93 while Anaheim played its first season in 1993-94. The Capitals’ inaugural season was 1974-75, 31 years before Ovechkin’s first NHL season in 2005-06.

## SECOND-HALF SURGE

Alex Ovechkin, who scored eight goals in his first 43 games (0.19 G/GP) of the season, scored 23 goals in his final 36 games (0.64 G/GP). Ovechkin, 38, ranked tied for fifth in the NHL in goals (23) from Jan. 27 through the end of the regular season, trailing only Auston Matthews (30), Kirill Kaprizov (28), Filip Forsberg (25) and Zach Hyman (25). Matthews and Kaprizov are 26-years-old, while Forsberg is 29 and Hyman is 31.

## 20-GOAL SEASON

On March 18 at Calgary, Alex Ovechkin became the sixth player in NHL history to reach the 20-goal mark 19 times and only the third to record 19 straight 20-goal seasons (Gordie Howe: 22; Brendan Shanahan: 19). Ovechkin is the only player in League history with 19 straight 20-goal seasons from the start of his career.

## 25-GOAL SEASON

Alex Ovechkin scored his 25th and 26th goals of the season on March 24 vs. Winnipeg. Only Gordie Howe (20) has more 25-goal seasons in NHL history.

## STROME IMPROVEMENT

Dylan Strome led the Capitals in points (27g-40a–67p in 82 GP) in 2023-24 and became the first player other than Alex Ovechkin to finish an 82-game season as Washington’s points leader since Nicklas Backstrom in 2016-17. Strome established single-season career highs in goals, points and games played for the second-straight season and reached the 40-assist mark for the second time in his career. Strome led the Capitals in points, even-strength goals (21) and overtime goals (3), ranked tied for first in game-winning goals (5) and second in assists and power-play points (22). Since joining the Capitals ahead of the 2022-23 season, Strome ranks first on the Capitals in games played (163) and assists (82) and second in goals (50) and points (132).



# 2023-24 Capitals Notes

## STROMER TIME

Dylan Strome led the Capitals and ranked tied for first in the NHL in overtime goals (3) in 2023-24. Strome stuck in overtime on Nov. 22 vs. Buffalo, Dec. 20 vs. the New York Islanders and March 26 vs. Detroit. Strome factored on all four of Washington's overtime goals (3g, 1a) in 2023-24 and also scored the game-deciding shootout goal on March 22 vs. Carolina, which marked his first career shootout goal.

## CARLY1K

John Carlson played in his 1,000th career game on March 30 vs. Boston. Carlson became the first defenseman and third player in franchise history to play 1,000 games with the Capitals, joining teammates Alex Ovechkin and Nicklas Backstrom. Carlson (1,009 GP), Ovechkin (1,426 GP) and Backstrom (1,105 GP) became the third set of teammates in NHL history to play their first 1,000 career games with the same team, joining Pittsburgh's Sidney Crosby, Evgeni Malkin and Kris Letang and Los Angeles' Dustin Brown, Anze Kopitar and Drew Doughty. Carlson became the 392nd skater in NHL history, the 128th defenseman and the 43rd active skater to play 1,000 games. In addition, Carlson became the 22nd defenseman in NHL history to play 1,000 career games with one team and the 13th player in franchise history to reach the 1,000-game mark in a Capitals sweater.

## CARLY CLIMBING

This season, John Carlson became the Capitals' franchise leader in games played (1,009) and goals (151) among defensemen. Carlson played in his 984th game with the Capitals on Feb. 26 vs. Ottawa, passing Calle Johansson (983) for the most games played by a defenseman in franchise history. On April 13 vs. Tampa Bay, Carlson scored his 150th career goal and passed Kevin Hatcher (149) for the most goals by a defenseman in franchise history. Carlson is the Capitals' franchise leader in games played (1,009), goals (151), assists (523), points (674), game-winning goals (32) and power-play points (250) among defensemen.

## 500 HELPERS

John Carlson recorded his 500th career assist on Jan. 5 vs. Carolina and became the sixth active defenseman and the 34th blueliner in NHL history to record 500 assists. In addition, Carlson (964 GP at time of 500th assist) became the 23rd defenseman in NHL history to reach the 500-assist mark in fewer than 1,000 games played. Carlson ranks first in franchise history in assists among defensemen and third among all skaters (Nicklas Backstrom: 762; Alex Ovechkin: 697). In addition, Carlson's 523 career assists are the 12th most by a defenseman with one franchise in NHL history.

## IRON MEN

John Carlson and Dylan Strome were the only Capitals to play in all 82 of the team's games this season. 2023-24 marked the eighth season in which Carlson appeared in every game. Strome, who played 81 games in 2022-23, had never had a season in which he appeared in every game until 2023-24.



# 2023-24 Capitals Notes

## CLOCKING IN

John Carlson ranked first in the NHL in ice time per game (25:54) in 2023-24 and led Washington in ice time in 75 of the team's 82 games. Carlson skated a game-high 29:20 in Washington's regular-season finale on April 16 at Philadelphia. It marked Carlson's League-leading 14th game with 29-plus minutes of ice time during the season. No other skater in the NHL had more than nine games with over 29 minutes of ice time. Carlson, currently in his 15th season with the Capitals, has logged the highest ice time average of his career (previously 25:03 TOI/GP in 2018-19). Carlson was the only player in the NHL to record at least 1,600 minutes of even-strength ice time, 250 minutes of power-play ice time and 200 minutes of shorthanded ice time.

## TJ1K

T.J. Oshie played his 1,000th career regular-season game on March 16 at Vancouver. Oshie became the 390th skater in NHL history, the 41st active skater and the 62nd U.S.-born skater to play 1,000 games. Oshie also became the 12th player to play their 1,000th game with the Capitals. Oshie has played 567 of his 1,010 career games with Washington (also 443 GP w/ STL). Since joining the Capitals ahead of the 2015-16 season, Oshie (192g) ranks second on the Capitals in goals, trailing only Alex Ovechkin (378g). Oshie, a six-time 20-goal scorer, ranks fifth in Capitals franchise history in power-play goals (76), ninth in goals (192), tied for third in playoff game-winning goals (6), tied for fourth in playoff goals (29), and seventh in playoff points (59).

## 300 GOALS FOR OSHBABE

T.J. Oshie scored his 300th career goal on Feb. 17 at Montreal. Oshie, who was selected by St. Louis in the first round (24th overall) of the 2005 NHL Draft, became the third player from his draft class to reach the 300-goal mark, joining Sidney Crosby (592) and Anze Kopitar (419).

## STRONG PIPELINE

Nine players from Hershey's 2023 Calder Cup championship team (Beck Malenstyn, Connor McMichael, Aliaksei Protas, Hendrix Lapierre, Mike Sgarbossa, Vincent Iorio, Lucas Johansen, Joe Snively and Dylan McIlrath) appeared in games for the Capitals in 2023-24, six of whom are Washington draft picks. The nine players combined for 114 (42g, 72a) of Washington's 586 total points (216g, 370a) this season (19.5%).

## HATS OFF

Tom Wilson recorded his first career hat trick (3g) in his 700th career game on Nov. 30 at Anaheim. Wilson became the second player in NHL history to record a hat trick in their 700th career game, joining Phil Goyette (3-0-3 on Oct. 20, 1968 w/ NYR vs. LAK). Two of Wilson's three goals came on the power play, which marked his first career game with multiple power-play goals. Wilson, who was drafted by the Capitals in the first round (16th overall) of the 2012 NHL Draft, has played all 754 of his career games with Washington. Among players to debut with the Capitals, Wilson became the fourth-youngest player to reach the 700-game mark.



# 2023-24 Capitals Notes

## TWO-TIME ALL-STAR

Tom Wilson represented the Capitals at the 2024 NHL All-Star Game in Toronto. It marked Wilson's second career All-Star Game appearance (2022). Wilson, a Toronto native, recorded 35 points (18g, 17a) in 74 games this season. The 6'4", 224-pound forward ranked first on Washington in shorthanded goals (2) and penalties drawn (38), second in hits (228), fifth in power-play goals (5) and tied for fifth in game-winning goals (3). Among Capitals forwards, Wilson ranks second in ice time per game (18:06) and blocked shots (74), third in shorthanded ice time per game (1:44) and fourth in power play ice time per game (2:13). Wilson's 228 hits this season ranked 21st in the NHL and he was one of four players with 18-plus goals and 225-plus hits (also Brady Tkachuk: 37g, 294 hits; Evander Kane: 24g, 250 hits; Dakota Joshua: 18g, 244 hits).

## 1,000 GAMES AT COA

The Capitals' game on Feb. 6 vs. Montreal marked their 1,000th regular-season game at Capital One Arena. The Capitals played their first game at Capital One Arena (originally called MCI Center) on Dec. 5, 1997. Washington defeated the Florida Panthers 3-2 (OT) in the inaugural game on Jeff Toms' game-winning goal 3:32 into the overtime period. The Capitals have a record of 572-307-34-103 (1,281 points, .631 point percentage) in 1,016 regular-season games at Capital One Arena. Washington has the fifth-most home wins (574), home points (1,285) and the fifth-highest home point percentage (excluding Vegas) (.631) in the NHL since Dec. 5, 1997.

## PACIORETTY RETURNS


Max Pacioretty returned to play and made his Capitals debut on Jan. 3, nearly a year after suffering an Achilles injury. Pacioretty, who appeared in just five games with Carolina in 2022-23 and 39 games with Vegas in 2021-22 due to injury, played in 47 consecutive games with Washington following his team debut. Pacioretty would go on to score his first goal as a Capital on Jan. 11 vs. Seattle. It marked his first goal in almost exactly a year, with his last goal coming on Jan. 10, 2023 as a member of the Hurricanes. Pacioretty's 23 points (4g, 19a) from Jan. 3 to the end of the regular season ranked fourth on Washington.

## YOUTH INFUSION

Washington finished the regular season with 10 players age 26 or younger on its active roster (Ivan Miroshnichenko, Vincent Iorio, Hendrix Lapierre, Connor McMichael, Aliaksei Protas, Rasmus Sandin, Alex Alexeyev, Martin Fehervary, Lucas Johansen, and Beck Malenstyn), eight of whom set career highs in games played. Lapierre, McMichael, Protas and Malenstyn – all Capitals draft picks – also established career highs in points in 2023-24.

## HAPPY LAPPY

After being recalled from AHL Hershey and reentering the Capitals' lineup on Feb. 26, Hendrix Lapierre finished the season by recording 15 points (6g, 9a) in 26 games, which ranked fourth on the team in that span. Lapierre, who registered 22 points (8g, 14a) in 51 games during the 2023-24 season, set single-season career highs in games played, goals, assists and points. Nineteen of his 22 points came at five-on-five and he ranked first among current Capitals in points per 60 minutes at five-on-five (2.19).



# 2023-24 Capitals Notes

## LIKE MIKE

Connor McMichael, who recorded 18 points (9g, 9a) in 68 games during his first season with the Capitals in 2021-22, eclipsed those marks with 33 points (18g, 15a) in 80 games this season. McMichael's 18 goals ranked tied for fourth on Washington, while his 15 even-strength goals ranked fourth.

## PRO'S PRO

Aliaksei Protas, who signed a five-year, \$16.875 million contract extension with Washington on Jan. 19, established single-season career highs in games played (78), goals (6), assists (23) and points (29) during the 2023-24 season. Protas' 28 points at five-on-five ranked third in the Capitals, while his 23 assists ranked fourth.

## MIRO'S MOMENT

Ivan Miroshnichenko made his NHL debut on Dec. 20 vs. the New York Islanders, logging 10:14 of ice time. Miroshnichenko (19 years, 319 days) became the first teenager to make his debut with the Capitals since Hendrix Lapierre (19 years, 246 days) on Oct. 13, 2021. Miroshnichenko, the Capitals' first-round pick (20th overall) in the 2022 NHL Draft, recorded six points (2g, 4a) in 21 games with Washington and 25 points (9g, 16a) in 47 games with the Hershey Bears (AHL) in 2023-24. Miroshnichenko was diagnosed with Hodgkin's lymphoma during his draft eligible season, but is now cancer free.

## ENTER SANDMAN

In his first full season with Washington, Rasmus Sandin ranked second on the team in ice time per game (21:07), which marked a single-season career high. Among Capitals defensemen, Sandin ranked second in assists (20), points (23) and hits (75), tied for second in goals (3) and fourth in blocked shots (106).

## BECK YEAH

In his first full NHL season, Beck Malenstyn appeared in 81 of the Capitals' 82 games and set career highs in goals (6), assists (15) and points (21). Malenstyn led the Capitals and ranked tied for 11th in the NHL in hits (241) and paced Washington forwards in shorthanded ice time per game (2:37).

## ALWAYS SONNY

Sonny Milano scored a career-high 15 goals in 49 games in 2023-24, 12 of which came at five-on-five. Milano scored 15 goals on 50 shots (30.0 S%) and ranked first in the NHL in shooting percentage among skaters with at least 10 goals. Milano's 0.31 goals-per-game rate marked a career high and ranked fourth on Washington, behind only Alex Ovechkin (0.39), former Capital Anthony Mantha (0.36) and Dylan Strome (0.33). In addition, Milano ranked second on the team in goals per 60 minutes at five-on-five (1.29) and third in points per 60 minutes at five-on-five (2.05). Milano recorded his first career hat trick in the Capitals 7-6 shootout victory over Carolina on March 22.

## GRINDING IT OUT

The Capitals were 19-2-11 in one-goal games this season. Washington's .606 win percentage in one-goal games was the sixth highest in the NHL.





# 2023-24 Capitals Notes

## POWER PLAY TURNAROUND

From Feb. 8 through the end of the regular season, the Capitals converted on 28 of 94 power-play opportunities (29.8%), which was the highest power-play percentage in the NHL in that span. Washington also ranked tied for third in the NHL in power-play percentage dating back to Jan. 1 (27.3%). The Capitals, who ranked 31st in power-play percentage through their first 34 games of the season (11.5% from Oct. 13 – Dec. 30), finished the season ranked 18th (20.6%). Per Sportradar, no team in NHL history prior to Washington had ever finished the season with a power-play percentage over 20 percent after being under 12 percent through December.

## BACK-TO-BACKS

The Capitals were 9-6-0 in the first game of back-to-backs and 8-5-2 in the second game of back-to-backs this season. Washington's eight wins on zero days rest were tied for the third most in the NHL. All eight of the Capitals' wins in the second game of back-to-backs came on the road, including their playoff-clinching victory on April 16 at Philadelphia. Washington's eight road wins on zero days rest led the NHL.

## NO DOWD ABOUT IT

Nic played in his 500th career game in the Capitals' regular-season finale on April 16 at Philadelphia. Dowd has played 368 of his 500 career games with Washington (also 91 GP w/ LAK, 40 GP w/ VAN). Dowd, who was originally drafted by Los Angeles in the seventh round (198th overall) of the 2009 NHL Draft, has recorded 149 points (70g, 79a) in 500 career games. Among active skaters that were drafted in the seventh round of the NHL Draft, Dowd ranks fourth in games played, seventh in points and eighth in plus/minus (+15). Since joining the Capitals in 2018-19, Dowd ranks first on Washington in faceoff win percentage (51.7%), fourth in hits (764), sixth in even-strength goals (57), seventh in blocked shots (289), and first among forwards in shorthanded ice time (796:27).

## NICK OF TIME

Nick Jensen co-led the Capitals in shorthanded ice time per game (2:46) this season, the fourth-straight year Jensen has ranked in the top two among Capitals skaters in the category. In addition, Jensen ranked second on the Capitals in blocked shots (123). Jensen has played in 372 of Washington's 391 games (95.1 percent) since making his Capitals debut on Feb. 24, 2019, the most games played on the team in that span.

## 600 FOR TVR

Trevor van Riemsdyk played in his 600th career game on April 15 vs. Boston. van Riemsdyk has played 237 of his 601 career games with Washington (also 206 GP w/ CAR and 158 GP w/ CHI). Among active undrafted defensemen, van Riemsdyk ranks sixth in games played and seventh in points (126). Since joining the Capitals in 2020-21, van Riemsdyk's 419 blocked shots rank second on Washington (John Carlson: 462) and his 528:32 of shorthanded ice time ranks third (Nick Jensen: 741:03; Nic Dowd: 551:15).



# 2023-24 Capitals Notes

## SHOT BLOCKERS

The Capitals finished the season ranked sixth in the NHL in blocked shots (1,419). Per Sportlogiq, Washington’s 90.5 percent shot block success rate ranked second in the NHL. The Capitals blocked 32 shots in their 2-1, playoff-clinching win over Philadelphia in the regular season finale, which tied their single-game high on the season (Nov. 11 at NYI: 32). John Carlson’s 194 blocked shots led Washington and ranked eighth in the NHL.

## GET TRICKY

T.J. Oshie recorded his sixth career hat trick on Jan. 18 vs. St. Louis. Oshie became the second player to score a hat trick against the Blues after being drafted by the club, joining Jocelyn Lemieux (3-0—3 on Feb. 20, 1990 w/ CHI). Oshie’s first two goals came on the power-play, his fifth career game with multiple power-play goals and his first since May 5, 2021 at the New York Rangers, in which he also scored a hat trick. Four of Oshie’s six career hat tricks have come with Washington.

## SHEP DADDY’S DEBUT

Goaltender Hunter Shepard earned his first career win in his NHL debut on Oct. 25 at New Jersey. Shepard became the fourth Capitals’ goaltender in the last five years to win their NHL debut, joining Ilya Samsonov (10/4/19 at NYI), Vitek Vanecek (1/15/21 at BUF) and Zach Fucale (11/11/21 at DET). Shepard was named the MVP of the 2023 Calder Cup Playoffs after leading the Hershey Bears (AHL) to the franchise’s league-record 12th championship in 2023.

## A PAIR OF FIRSTS

Matthew Phillips scored his first career NHL goal and tallied his first assist in the Capitals’ 3-2 shootout win over Calgary on Oct. 16. Phillips’ goal and assist came 3:04 apart in the second period and he became the 18th player in franchise history to record their first career regular season goal and assist in the same game. Of the 18 players to accomplish the feat, only Glen Metropolit (2:42, Nov. 3, 1999 vs. Ottawa) did so in a shorter span. Phillips, a Calgary native, was drafted by the Flames in the sixth round (166th overall) of the 2016 NHL Draft and spent seven years in the Flames organization before signing with Washington.

## COLLECTING PICKS

The Capitals acquired five draft picks (one 2nd, two 3rds, one 4th, one 5th) in three separate deals prior to the NHL trade deadline on March 8. The Capitals own 26 total picks in the next three drafts, including 14 in the first three rounds. Washington currently has eight picks in the 2024 NHL Draft, 10 picks in the 2025 NHL Draft and eight picks in the 2026 NHL Draft. The Capitals own their first, third, fourth, fifth and sixth-round picks in 2024, as well as Vegas’ second-round pick, Boston’s third-round pick and the New York Islanders’ third-round pick in 2024; their first, second, third, fourth, fifth and sixth-round picks in 2025, as well as Colorado’s second-round pick, Boston’s second-round pick, Carolina’s third-round pick and Chicago’s fifth-round pick in 2025; and all seven of their picks in the 2026 NHL Draft, along with Vegas’ fourth-round pick.



# 2023-24 Individual Statistics

Player	Pos	GP	G	A	P	+/-	PIM	PPG	SHG	OTG	GWG	S	S%	ATOI
Dylan Strome	C	82	27	40	67	-13	22	6	0	3	5	169	16	17:57
Alex Ovechkin	L	79	31	34	65	-22	20	13	0	1	5	272	11.4	19:13
John Carlson	D	82	10	42	52	-7	40	6	0	0	5	176	5.7	25:54
Tom Wilson	R	74	18	17	35	-19	133	5	2	0	3	169	10.7	18:06
Anthony Mantha	R	56	20	14	34	5	17	3	0	0	0	90	22.2	14:09
Connor McMichael	C	80	18	15	33	-20	34	2	1	0	3	135	13.3	15:59
Aliaksei Protas	C	78	6	23	29	-3	8	0	0	0	1	113	5.3	13:45
T.J. Oshie	R	52	12	13	25	-6	44	7	0	0	4	90	13.3	16:52
Sonny Milano	L	49	15	8	23	4	10	3	0	0	2	50	30	12:30
Max Pacioretty	L	47	4	19	23	-14	25	2	0	0	0	95	4.2	14:26
Rasmus Sandin	D	68	3	20	23	-13	24	0	0	0	1	79	3.8	21:07
Nic Dowd	C	64	12	10	22	-2	47	0	0	0	2	61	19.7	15:12
Hendrix Lapierre	C	51	8	14	22	-1	4	0	0	0	1	51	15.7	11:26
Beck Malenstyn	L	81	6	15	21	-1	25	0	0	0	1	98	6.1	14:15
Evgeny Kuznetsov	C	43	6	11	17	-11	24	0	0	0	1	69	8.7	18:47
Nicolas Aube-Kubel	R	60	6	10	16	4	23	0	0	0	0	58	10.3	12:12
Martin Fehervary	D	66	3	13	16	-7	24	0	0	0	0	61	4.9	19:38
Nick Jensen	D	78	1	13	14	-9	10	0	0	0	0	71	1.4	19:38
Trevor van Riemsdyk	D	70	0	14	14	-7	18	0	0	0	0	75	0	18:40
Michael Sgarbossa	C	25	4	3	7	0	2	0	0	0	1	27	14.8	10:58
Ivan Miroshnichenko	L	21	2	4	6	-4	6	0	0	0	0	30	6.7	12:08
Joel Edmundson	D	44	1	5	6	-5	19	0	0	0	0	41	2.4	16:26
Matthew Phillips	R	28	1	4	5	-3	0	0	0	0	0	17	5.9	10:04
Ethan Bear	D	24	1	3	4	-5	10	0	0	0	1	24	4.2	14:54
Alexander Alexeyev	D	39	1	2	3	-8	6	0	0	0	0	20	5	13:42
Nicklas Backstrom	C	8	0	1	1	-3	2	0	0	0	0	12	0	14:34
Dylan McIlrath	D	3	0	1	1	1	5	0	0	0	0	1	0	10:18
Lucas Johansen	D	6	0	1	1	1	4	0	0	0	0	4	0	14:16
Hardy Haman Aktell	D	6	0	1	1	-2	2	0	0	0	0	5	0	10:38
Joe Snively	C	3	0	0	0	-1	0	0	0	0	0	0	--	8:21
Vincent Iorio	D	6	0	0	0	1	0	0	0	0	0	6	0	9:50
Pierrick Dube	R	3	0	0	0	1	2	0	0	0	0	3	0	9:20

Goaltender	GP	GS	W	L	OT	SA	Svs	GA	Sv%	GAA	SO	TOI
Charlie Lindgren	50	48	25	16	7	1,431	1,304	127	0.911	2.67	6	2852:23
Darcy Kuemper	33	30	13	14	3	940	837	103	0.890	3.31	1	1866:32
Hunter Shepard	4	4	2	1	1	123	110	13	0.894	3.19	0	244:50

# 2023-24 Game-by-Game Results

#	Date	Team	W-L-OT	Record	GF-GA	Scorers	W Goal	PP	PK	SF-SA	W-L Gltdr.	Attend.
1	10/13/2023	PIT	L	0-1-0	0-4		71	0-3	1-3	19-35	35 / 79	18573+
2	10/16/2023	CGY	W**	1-1-0	3-2	45,24	92	0-3	4-5	23-40	35 / 25	16489
3	10/18/2023 @	OTT	L	1-2-0	1-6	74	9	0-2	4-5	24-29	31 / 35	15021
4	10/21/2023 @	MTL	O*	1-2-1	2-3	17,17	22	0-5	5-6	33-28	34 / 35	21105+
5	10/24/2023	TOR	L	1-3-1	1-4	8p	91	1-3	1-3	38-17	60 / 35	16641
6	10/25/2023 @	NJD	W	2-3-1	6-4	39,17,15,17p,24,8	24	1-3	1-1	25-22	31 / 41	16117
7	10/27/2023	MIN	W**	3-3-1	3-2	43s,17p	74	1-3	5-5	33-41	35 / 29	16602
8	10/29/2023	SJS	W	4-3-1	3-1	17,43,92	43	0-3	0-0	42-31	35 / 29	15856
9	11/02/2023	NYI	L	4-4-1	0-3		6	0-3	2-2	32-21	40 / 35	16209
10	11/04/2023	CBJ	W	5-4-1	2-1	43,15	15	0-3	4-4	27-35	79 / 90	18573+
11	11/08/2023	FLA	O*	5-4-2	3-4	39,24s,39	13	0-2	1-1	28-25	72 / 35	16104
12	11/10/2023 @	NJD	W	6-4-2	4-2	96,47,92,92	92	0-4	4-4	27-26	79 / 40	16514+
13	11/11/2023 @	NYI	W	7-4-2	4-1	8,26,21,8	26	0-1	1-1	28-37	31 / 40	16519
14	11/14/2023	VGK	W	8-4-2	3-0	17,24,47	17	0-3	2-2	31-35	79 / 36	16598
15	11/18/2023	CBJ	W	9-4-2	4-3	15,21,8,29	29	0-2	3-3	26-36	79 / 90	18573+
16	11/22/2023	BUF	W*	10-4-2	4-3	27,77,43,17	17	0-2	2-3	30-27	35 / 27	18573+
17	11/24/2023	EDM	L	10-5-2	0-5		91	0-5	1-4	25-35	74 / 79	18573+
18	11/27/2023 @	SJS	L	10-6-2	1-2	92	11	0-3	2-3	34-23	29 / 35	10759
19	11/29/2023 @	LAK	W	11-6-2	2-1	39,24	24	0-0	3-3	15-39	79 / 39	18145
20	11/30/2023 @	ANA	W	12-6-2	5-4	39,43,43p,26,43p	43	2-6	5-5	26-32	35 / 36	14336
21	12/02/2023 @	VGK	L	12-7-2	1-4	43	9	0-1	3-4	22-36	36 / 35	18140+
22	12/04/2023 @	ARI	L	12-8-2	0-6		92	0-4	2-4	26-27	39 / 35	4600+
23	12/07/2023	DAL	O**	12-8-3	4-5	21,17,92,17p	21	1-3	0-1	27-38	41 / 79	15850
24	12/09/2023	NYR	W	13-8-3	4-0	15,39,43,96	15	0-3	1-1	29-31	79 / 31	18573+
25	12/10/2023 @	CHI	W	14-8-3	4-2	39,17,26,26	26	0-3	6-6	27-34	35 / 40	18258
26	12/14/2023 @	PHI	O**	14-8-4	3-4	24,43p,17	10	1-3	5-5	30-32	33 / 79	18557
27	12/16/2023 @	NSH	L	14-9-4	1-3	77p	26	1-4	2-3	22-23	74 / 79	17267+
28	12/17/2023 @	CAR	W**	15-9-4	2-1	42	92	0-2	5-5	21-29	35 / 52	18700+
29	12/20/2023	NYI	W*	16-9-4	3-2	29,6,17p	17	1-3	3-3	36-32	35 / 40	18573+
30	12/21/2023 @	CBJ	W*	17-9-4	3-2	39p,39,8p	8	2-3	1-1	32-36	79 / 90	18172+
31	12/23/2023	TBL	O**	17-9-5	1-2	39	77	0-1	2-2	34-20	88 / 79	18573+
32	12/27/2023 @	NYR	L	17-10-5	1-5	39	10	0-2	2-3	27-31	31 / 35	18006+
33	12/29/2023 @	NYI	L	17-11-5	1-5	96	8	0-2	3-3	27-32	30 / 35	17255+
34	12/30/2023	NSH	O**	17-11-6	2-3	47,8	14	0-3	1-2	29-36	30 / 31	18573+
35	01/02/2024 @	PIT	W	18-11-6	4-3	43,47,42,8p	8	1-2	2-3	22-35	35 / 39	18190+
36	01/03/2024	NJD	L	18-12-6	3-6	24p,92,74p	20	2-4	1-2	26-28	50 / 31	17156
37	01/05/2024	CAR	L	18-13-6	2-6	26,17p	37	1-3	1-3	17-34	52 / 35	18573+
38	01/07/2024	LAK	W	19-13-6	4-3	26,17,96,74	74	0-1	1-3	34-41	35 / 39	18573+
39	01/11/2024	SEA	L	19-14-6	1-4	67	21	0-1	1-1	26-23	35 / 35	17935
40	01/13/2024	NYR	W	20-14-6	3-2	39,26,77	77	0-3	3-3	21-27	79 / 32	18573+
41	01/14/2024 @	NYR	L	20-15-6	1-2	77	13	0-2	5-5	25-31	31 / 79	18006+

# 2023-24 Game-by-Game Results

#	Date	Team	W-L-OT	Record	GF-GA	Scorers	W Goal	PP	PK	SF-SA	W-L Gltdr.	Attend.
42	01/16/2024	ANA	W	21-15-6	2-0	25,43	25	0-1	2-2	28-24	35 / 36	15961
43	01/18/2024	STL	W	22-15-6	5-2	77p,96,77p,17,77	77	2-4	5-5	26-20	79 / 50	17909
44	01/20/2024	@ STL	L	22-16-6	0-3		55	0-3	1-2	18-29	50 / 79	18096+
45	01/23/2024	@ MIN	L	22-17-6	3-5	39,77p,39	14	1-4	2-2	33-30	32 / 35	18437+
46	01/24/2024	@ COL	L	22-18-6	2-6	17,17	29	0-5	2-4	25-31	40 / 79	18136+
47	01/27/2024	@ DAL	O*	22-18-7	4-5	39,38,8p,17	55	1-2	1-2	28-35	29 / 79	18532+
48	02/06/2024	MTL	L	22-19-7	2-5	8,38	55	0-3	1-2	39-26	35 / 79	16959
49	02/08/2024	@ FLA	L	22-20-7	2-4	8p,39	94	1-3	4-5	23-41	72 / 35	17645
50	02/10/2024	@ BOS	W	23-20-7	3-0	77p,17,8	77	1-3	4-4	29-18	79 / 1	17850+
51	02/11/2024	VAN	O*	23-20-8	2-3	26,8	9	0-2	3-3	33-29	35 / 35	18573+
52	02/13/2024	COL	L	23-21-8	3-6	47,24,8p	96	1-3	2-3	27-37	40 / 79	17878
53	02/17/2024	@ MTL	W	24-21-8	4-3	39,77p,15,21	21	1-1	2-3	34-31	35 / 34	21105+
54	02/20/2024	NJD	W	25-21-8	6-2	24,24,17,8,23,8p	17	1-1	2-2	26-39	79 / 50	17232
55	02/22/2024	@ TBL	W	26-21-8	5-3	96,24,39,38,24	38	0-4	3-3	24-32	79 / 88	19092+
56	02/24/2024	@ FLA	O*	26-21-9	2-3	15p,43p	42	2-4	2-3	24-29	41 / 79	19887+
57	02/26/2024	OTT	W	27-21-9	6-3	21,74p,67p,47,29,29	47	2-3	1-1	20-21	35 / 31	17296
58	02/27/2024	@ DET	L	27-22-9	3-8	29,23,67p	41	1-2	2-3	21-31	34 / 79	19515+
59	03/01/2024	PHI	W	28-22-9	5-2	8,15,74,39p,17	74	1-3	2-3	21-23	79 / 33	18573+
60	03/03/2024	ARI	L	28-23-9	2-5	15p,39p	5	2-7	4-6	26-28	70 / 79	18573+
61	03/07/2024	@ PIT	W	29-23-9	6-0	43s,8p,3,29,63,15	43	1-5	4-4	29-39	79 / 35	17093
62	03/09/2024	CHI	W	30-23-9	4-1	29,23,43p,15	23	1-4	4-4	26-32	79 / 34	18573+
63	03/11/2024	@ WPG	L	30-24-9	0-3		4	0-1	1-1	23-29	37 / 79	13716
64	03/13/2024	@ EDM	L	30-25-9	2-7	63,24p	18	1-4	1-4	25-37	74 / 35	18347+
65	03/14/2024	@ SEA	W	31-25-9	2-1	77p,24	24	1-4	2-3	23-24	79 / 35	17151+
66	03/16/2024	@ VAN	W	32-25-9	2-1	43,8	8	0-1	1-1	24-22	79 / 29	18859
67	03/18/2024	@ CGY	W	33-25-9	5-2	17,8p,8p,29,43	8	2-3	3-3	33-36	79 / 32	16793
68	03/20/2024	TOR	L	33-26-9	3-7	8p,24,8	22	1-1	4-5	21-29	60 / 79	17727
69	03/22/2024	CAR	W**	34-26-9	7-6	15p,8p,15,74p,15,24	17	3-6	1-2	25-31	79 / 52	18573+
70	03/24/2024	WPG	W	35-26-9	3-0	74p,8,8	74	1-3	2-2	19-27	79 / 37	18573+
71	03/26/2024	DET	W*	36-26-9	4-3	26,24,17,17	17	0-2	1-2	30-33	79 / 34	18573+
72	03/28/2024	@ TOR	L	36-27-9	1-5	26	59	0-2	1-1	24-48	60 / 79	18577
73	03/30/2024	BOS	O**	36-27-10	2-3	23,74p	12	1-4	2-2	20-29	1 / 79	18573+
74	04/02/2024	@ BUF	L	36-28-10	2-6	42,17p	77	1-3	0-2	26-35	1 / 79	14390
75	04/04/2024	PIT	L	36-29-10	1-4	8p	73	1-4	2-2	31-24	39 / 79	18573+
76	04/05/2024	@ CAR	L	36-30-10	2-4	8,8	20	0-3	2-4	16-45	52 / 35	18724+
77	04/07/2024	OTT	O*	36-30-11	2-3	67,21	85	0-3	2-2	22-21	70 / 79	17902
78	04/09/2024	@ DET	W	37-30-11	2-1	17,8	8	0-1	2-2	23-43	79 / 34	19515+
79	04/11/2024	@ BUF	L	37-31-11	2-4	24,43	22	0-0	1-1	24-17	1 / 79	15454
80	04/13/2024	TBL	W	38-31-11	4-2	15,15,74p,26	74	1-3	1-1	34-34	79 / 88	18573+
81	04/15/2024	BOS	W	39-31-11	2-0	74,26	74	0-1	0-0	25-16	79 / 1	18573+
82	04/16/2024	@ PHI	W	40-31-11	2-1	8,77	77	0-0	1-1	18-28	79 / 33	19411+

# 2023-24 Results

## GOALS BY PERIOD

	1	2	3	OT	T	Avg
Washington Capitals:	64	80	68	4	216	(2.63 avg.)
Opponents:	79	85	82	6	252	(3.07 avg.)

## SHOTS BY PERIOD

	1	2	3	OT	T	Avg
Washington Capitals:	713	759	659	41	2,172	(26.5 avg.)
Opponents:	773	856	839	35	2,503	(30.5 avg.)

## POWER PLAY

	G	Att	Pct.	Rank
Overall:	47	228	20.6	18th in NHL
Home:	25	118	21.2	19th in NHL
Road:	22	110	20.0	15th in NHL

## PENALTY KILLING

	PP GA	Att	Pct.	Rank
Overall:	49	233	79.0	19th in NHL
Home:	24	105	77.1	23rd in NHL
Road:	25	128	80.5	10th in NHL

## PENALTIES

GP	Pen.	PIM	PIM/GP	Rank
82	272	628	7:39	6th in NHL



# 2023-24 Home & Road Statistics

HOME							AWAY						
Player	Pos	GP	G	A	P	+/-	Player	Pos	GP	G	A	P	+/-
Dylan Strome	C	41	14	23	37	-2	Alex Ovechkin	L	40	16	19	35	-15
John Carlson	D	41	9	22	31	-4	Dylan Strome	C	41	13	17	30	-11
Alex Ovechkin	L	39	15	15	30	-7	Tom Wilson	R	38	11	10	21	-4
Connor McMichael	C	40	10	9	19	-4	John Carlson	D	41	1	20	21	-3
Aliaksei Protas	C	38	4	13	17	1	Anthony Mantha	R	27	13	7	20	6
Sonny Milano	L	24	11	5	16	9	Connor McMichael	C	40	8	6	14	-16
Hendrix Lapierre	C	29	5	11	16	7	T.J. Oshie	R	26	7	7	14	-10
Tom Wilson	R	36	7	7	14	-15	Rasmus Sandin	D	36	2	10	12	-22
Anthony Mantha	R	29	7	7	14	-1	Aliaksei Protas	C	40	2	10	12	-4
Nic Dowd	C	31	7	6	13	-2	Beck Malenstyn	L	41	2	9	11	0
Max Pacioretty	L	24	3	10	13	0	Evgeny Kuznetsov	C	21	3	7	10	-8
T.J. Oshie	R	26	5	6	11	4	Max Pacioretty	L	23	1	9	10	-14
Rasmus Sandin	D	32	1	10	11	9	Nic Dowd	C	33	5	4	9	0
Beck Malenstyn	L	40	4	6	10	-1	Nicolas Aube-Kubel	R	31	3	5	8	1
Trevor van Riemsdyk	D	36	0	10	10	10	Sonny Milano	L	25	4	3	7	-5
Martin Fehervary	D	31	0	9	9	-4	Martin Fehervary	D	35	3	4	7	-3
Nicolas Aube-Kubel	R	29	3	5	8	3	Nick Jensen	D	39	1	6	7	-6
Evgeny Kuznetsov	C	22	3	4	7	-3	Hendrix Lapierre	C	22	3	3	6	-8
Nick Jensen	D	39	0	7	7	-3	Trevor van Riemsdyk	D	34	0	4	4	-17
Michael Sgarbossa	C	14	3	1	4	-4	Ivan Miroshnichenko	L	11	2	1	3	-4
Joel Edmundson	D	20	1	2	3	-3	Michael Sgarbossa	C	11	1	2	3	4
Matthew Phillips	R	14	1	2	3	0	Joel Edmundson	D	24	0	3	3	-2
Ivan Miroshnichenko	L	10	0	3	3	0	Ethan Bear	D	11	0	2	2	1
Ethan Bear	D	13	1	1	2	-6	Matthew Phillips	R	14	0	2	2	-3
Alexander Alexeyev	D	23	1	0	1	-6	Alexander Alexeyev	D	16	0	2	2	-2
Hardy Haman Aktell	D	3	0	1	1	-1	Nicklas Backstrom	C	3	0	1	1	0
Nicklas Backstrom	C	5	0	0	0	-3	Dylan McIlrath	D	1	0	1	1	1
Dylan McIlrath	D	2	0	0	0	0	Lucas Johansen	D	3	0	1	1	1
Lucas Johansen	D	3	0	0	0	0	Hardy Haman Aktell	D	3	0	0	0	-1
Vincent Iorio	D	3	0	0	0	1	Joe Snively	C	3	0	0	0	-1
Pierrick Dube	R	1	0	0	0	0	Vincent Iorio	D	3	0	0	0	0
							Pierrick Dube	R	2	0	0	0	1

# 2023-24 Situational Statistics

## GOALS BY PERIOD

## SITUATIONAL GOALS

Player	1st	2nd	3rd	OT		GF	GA
Alex Alexeyev	1				5 on 5	143	175
Nicolas Aube-Kubel	2	2	2		5 on 4	43	4
Ethan Bear	1				5 on 3	1	0
John Carlson	3	3	4		4 on 4	4	4
Nic Dowd	3	5	4		4 on 3	2	0
Joel Edmundson		1			3 on 3	2	6
Martin Fehervary	2	1			3 on 4	0	0
Nick Jensen		1			3 on 5	0	0
Evgeny Kuznetsov		4	2		4 on 5	3	49
Hendrix Lapierre	2	5	1		Empty net	12	9
Beck Malenstyn	5		1		Goalie pulled	6	3
Anthony Mantha	8	9	3		1st minute of game	3	3
Connor McMichael	5	7	6		Last minute of game	13	8
Sonny Milano	6	6	3		1st minute of period	8	5
Ivan Miroshnichenko	1	1			Last minute of period	20	20
T.J. Oshie	2	6	4		Within a minute of Capitals goal	7	6
Alex Ovechkin	6	13	11	1	Within a minute of opponent goal	5	12
Max Pacioretty	2	1	1		Penalty shots	0	0
Matthew Phillips		1					
Aliaksei Protas	2	3	1		<b>5-on-3 PP Goals/Opp.:</b> 1/6, 6:17		
Rasmus Sandin		1	2		<b>5-on-3 PK Kill/Opp.:</b> 6/6, 3:43		
Mike Sgarbossa	1	2	1		<b>4-on-4 Goals/Opp.:</b> 4/40, 48:09		
Dylan Strome	5	5	14	3	<b>4-on-3 PP Goals/Opp.:</b> 2/7, 10:14		
Tom Wilson	7	3	8		<b>4-on-3 PK Kill/Opp.:</b> 3/3, 1:19		
					<b>3-on-3 Goals/Opp.:</b> 2/18, 58:10		

## FASTEST GOALS

**Quickest back-to-back goals scored:** 0:14, 2/26/24 vs. OTT

**Quickest back-to-back goals scored, one player:** 2:45, Tom Wilson, 11/30/23 at ANA

**Quickest back-to-back goals allowed:** 0:17, 3/13/24 at EDM

**Fastest goal to start a game:** 0:39, Connor McMichael, 2/20/24 vs. NJD

**Fastest goal allowed to start a game:** 0:16, 3/20/24 vs. TOR

**Fastest goal to start a period:** 0:10, Anthony Mantha, 3/3/24 vs. ARI

**Fastest goal allowed to start a period:** 0:16, 3/20/24 vs. TOR

**Fastest goal after an opponent's goal:** 0:22, 2/6/24 vs. MTL



# 2023-24 Situational Statistics

Last 10 games:	4-4-2	Allowing two goals	12-2-2	December:	5-5-4
Last 10 at home:	6-2-2	Allowing one goal	10-0-1	January:	5-7-1
Last 10 on road:	5-5-0	Not allowing a goal (not incl. shootout)	7-0-0	February:	5-4-2
				March:	9-5-1
				April:	4-4-1
1-Goal Games:	20-2-11	Outshooting opponent:	11-8-4	Playing on a Monday:	4-3-0
2-Goal Games:	8-5	Outshot by opponent:	28-23-7	Playing on a Tuesday:	7-6-0
3+-Goal Games:	12-24	Shots are tied:	1-0-0	Playing on a Wednesday:	4-6-1
Scoring first:	28-5-5	Caps have 10-19 shots on net:	3-4-0	Playing on a Thursday:	6-6-2
Opponent scoring first:	12-26-6	Caps have 20-29 shots on net:	26-21-7	Playing on a Friday:	4-5-0
Leading after 1 period:	19-3-1	Caps have 30-39 shots on net:	10-6-4	Playing on a Saturday:	10-3-6
Trailing after 1 period:	6-24-6	Caps have 40+ shots on net:	1-0-0	Playing on a Sunday:	5-2-2
Tied after 1 period:	15-4-4	Opponent has 10-19 shots on net:	2-2-0	Record in first of back-to-back games:	9-6-0
Leading after 2 periods:	27-2-4	Opponent has 20-29 shots on net:	17-16-7	Record in second of back-to-back games:	8-5-2
Trailing after 2 periods:	6-27-2	Opponent has 30-39 shots on net:	17-10-4	Record in second following a win:	5-3-1
Tied after 2 periods:	7-2-5	Opponent has 40+ shots on net:	4-3-0	Record in second following a loss:	3-2-1
Overtime (games decided in overtime):	8-11	Caps have more penalties than opponent:	16-10-4	At night:	35-29-9
Shootout:	4-5	Opponent has more penalties:	15-12-6	Afternoon (before 6 p.m.):	5-2-2
Scoring five or more goals	10-0-0	Penalties are even:	9-9-1	vs. Metropolitan:	16-9-1
Scoring four goals	12-0-2	Caps score on the power play:	19-13-5	vs. Atlantic:	9-9-6
Scoring three goals	7-5-2	Opponent scores on the power play:	9-22-5	vs. Central:	5-8-3
Scoring two goals	10-9-6	Caps fails to score on the power play:	21-18-6	vs. Pacific:	10-5-1
Scoring one goal	1-11-1	Opponent fails to score on the power play:	31-9-6	vs. East:	25-18-7
Not scoring (not incl. shootout)	0-6-0	October:	4-3-1	vs. West:	15-13-4
Allowing five or more goals	1-17-1	November:	8-3-1		
Allowing four goals	2-8-2				
Allowing three goals	8-4-5				

## SCORING BY MONTH

Player	Oct.	Nov.	Dec.	Jan.	Feb.	March	April
Alex Alexeyev		1-0-1				0-2-2	
Nicolas Aube-Kubel		1-3-4	2-1-3	2-4-6	1-2-3		
Nicklas Backstrom	0-1-1						
Ethan Bear				1-2-3	0-1-1		
John Carlson	1-6-7	0-6-6	0-6-6	2-7-9	1-5-6	4-8-12	2-4-6
Nic Dowd		2-1-3	2-1-3	3-4-7	1-2-3	2-1-3	2-1-3
Joel Edmundson			1-1-2	0-1-1	0-2-2	0-1-1	
Martin Fehervary		0-3-3	1-1-2	1-4-5	0-2-2	0-1-1	1-2-3
Hardy Haman Aktell	0-1-1						
Nick Jensen	0-1-1	0-1-1	0-4-4	0-1-1	0-1-1	1-5-6	
Lucas Johansen		0-1-1					
Darcy Kuemper		0-1-1					
Evgeny Kuznetsov	1-4-5	3-1-4	1-1-2	1-5-6			
Hendrix Lapierre		1-2-3		0-2-2	3-0-3	3-5-8	0-4-4
Beck Malenstyn		2-1-3	1-3-4	1-3-4	2-3-5	0-4-4	0-1-1
Anthony Mantha	1-1-2	4-1-5	6-3-9	4-3-7	3-6-9	2-0-2	
Dylan McIlrath							0-1-1
Connor McMichael	2-1-3	3-4-7	1-2-3	1-1-2	5-4-9	5-3-8	1-0-1
Sonny Milano	1-1-2	2-3-5	1-0-1		2-1-3	7-2-9	2-1-3
Ivan Miroshnichenko						2-4-6	
T.J. Oshie	0-1-1	1-0-1	1-1-2	6-2-8	2-4-6	1-3-4	1-2-3
Alex Ovechkin	2-6-8	3-3-6	2-5-7	2-8-10	7-5-12	10-5-15	5-2-7
Max Pacioretty				1-6-7	2-4-6	0-7-7	1-2-3
Matthew Phillips	1-2-3	0-1-1	0-1-1				
Aliaksei Protas	0-1-1	2-6-8	1-8-9		2-6-8	0-2-2	1-0-1
Rasmus Sandin		0-5-5	0-3-3	1-3-4	2-4-6	0-5-5	
Mike Sgarbossa					2-2-4	2-0-2	0-1-1
Dylan Strome	6-0-6	2-2-4	5-6-11	6-4-10	2-10-12	4-14-18	2-4-6
Trevor van Riemsdyk	0-1-1	0-3-3	0-2-2	0-2-2		0-3-3	0-3-3
Tom Wilson	2-3-5	5-2-7	3-3-6	2-1-3	1-2-3	4-4-8	1-2-3

# 2023-24 Statistics & Notes

## CAPITALS MULTIPLE GAMES

	GOALS			ASSISTS			POINTS				
	2	3+	TOTAL	2	3+	TOTAL	2	3	4	5	TOTAL
Nicolas Aube-Kubel				1		1	1	1			2
John Carlson				7	1	8	8	1			9
Nic Dowd	1		1				2				2
Nick Jensen				1		1	1				1
Evgeny Kuznetsov	1		1	2		2	4				4
Hendrix Lapierre	1		1	2		2	3	1			4
Beck Malenstyn				2		2	2				2
Anthony Mantha	3		3	2		2	9				9
Connor McMichael	2		2	1		1	6				6
Sonny Milano	1	1	2				3	1			4
Ivan Miroshnichenko				1		1	1				1
T.J. Oshie		1	1	1		1	4	1			5
Alex Ovechkin	6		6	3		3	14	1			15
Max Pacioretty				2		2	2				2
Matthew Phillips							1				1
Aliaksei Protas				6		6	6	2			8
Rasmus Sandin				1		1	1				1
Dylan Strome	5		5	5	2	7	12	4			16
Tom Wilson		1	1	3		3	5	1			6
<b>TOTAL</b>	<b>20</b>	<b>3</b>	<b>23</b>	<b>40</b>	<b>3</b>	<b>43</b>	<b>85</b>	<b>13</b>			<b>98</b>

# 2023-24 Statistics & Notes

RECORD WITH A	GOAL	ASSIST	POINT	RECORD WITH A	GOAL	ASSIST	POINT
NICK JENSEN	1-0-0	7-2-3	8-2-3	MARTIN FEHERVARY	2-1-0	6-5-2	8-6-2
HARDY HÄMAN AKTELL		1-0-0	1-0-0	TOM WILSON	12-2-2	8-4-2	19-6-3
JOEL EDMUNDSON	1-0-0	5-0-0	6-0-0	MATTHEW PHILLIPS	1-0-0	2-0-2	2-0-2
ALEX OVECHKIN	15-7-3	17-11-3	26-18-5	LUCAS JOHANSEN		1-0-0	1-0-0
SONNY MILANO	10-1-1	7-1-0	15-2-1	BECK MALENSTYN	4-1-1	11-2-0	14-3-1
DYLAN STROME	15-3-4	19-7-5	29-10-8	DYLAN MCILRATH		1-0-0	1-0-0
NICKLAS BACKSTROM		1-0-0	1-0-0	TREVOR van RIEMSDYK		7-3-4	7-3-4
ALIAKSEI PROTAS	4-0-2	10-2-5	11-2-6	IVAN MIROSHNICHENKO	1-1-0	2-1-0	3-2-0
MIKE SGARBOSSA	2-1-1	1-2-0	3-3-1	MAX PACIORETTY	1-2-1	10-5-2	11-7-3
CONNOR McMICHAEL	9-5-2	11-1-2	18-6-3	JOHN CARLSON	7-2-1	19-11-3	25-13-4
ETHAN BEAR	1-0-0	2-1-0	3-1-0	T.J. OSHIE	7-3-0	9-0-3	14-3-3
NIC DOWD	8-2-1	6-2-2	13-4-3	EVGENY KUZNETSOV	2-2-1	5-2-2	7-3-3
ALEX ALEXEYEV	1-0-0	2-0-0	3-0-0	NICOLAS AUBE-KUBEL	5-1-0	6-1-2	9-2-2
HENDRIX LAPIERRE	6-1-0	8-3-1	12-4-1	DARCY KUEMPER		0-0-1	0-0-1
RASMUS SANDIN	1-1-1	11-6-2	12-7-3	CHARLIE LINDGREN			
ANTHONY MANTHA	10-4-3	6-3-3	13-7-5				

## CAPITALS' THREE STARS

	1st	2nd	3rd	Selections	Points (5, 3, 1)
Nicolas Aube-Kubel	1	1		2	8
Ethan Bear		1		1	3
John Carlson	2	3	4	9	23
Nic Dowd	1	1	1	3	9
Martin Fehervary	1	1	1	3	9
Darcy Kuemper	2	4	1	7	23
Evgeny Kuznetsov			1	1	1
Hendrix Lapierre	1	2		3	11
Charlie Lindgren	10	8	3	21	81
Anthony Mantha	2	1	6	9	19
Connor McMichael	2	1	1	4	14
Sonny Milano	2			2	10
Ivan Miroshnichenko			1	1	1
T.J. Oshie	4		2	6	22
Alex Ovechkin	2		9	11	19
Max Pacioretty			3	3	3
Matthew Phillips	1			1	5
Aliaksei Protas	1	2	1	4	12
Rasmus Sandin	1		1	2	6
Hunter Shepard	2			2	10
Dylan Strome	6	7	1	14	52
Tom Wilson	2	3	1	6	20

# 2023-24 Highs, Lows & Streaks

## TEAM

Most goals, game: 6 – five times, m.r. 3/22/24 vs. CAR  
 Most goals, period: 4 – five times, m.r. 3/7/24 at PIT  
 Most goals allowed, game: 8 – 2/27/24 at DET  
 Most goals allowed, period: 5 – twice, 1/5/24 vs. CAR; 12/4/23 at ARI  
 Most shots, game: 42 – 10/29/23 vs. SJS  
 Most shots, period: 18 – twice, 2/6/24 vs. MTL; 10/27/23 vs. MIN  
 Most shots allowed, game: 48 – 3/28/24 vs. TOR  
 Most shots allowed, period: 21 – 11/24/23 vs. EDM  
 Fewest shots, game: 15 – 11/29/23 at LAK  
 Fewest shots, period (regulation): 3 – six times, m.r. 4/15/24 vs. BOS  
 Fewest shots allowed, game: 16 – 4/15/24 vs. BOS  
 Fewest shots allowed, period (regulation): 2 – five times, m.r. 12/23/23 vs. TBL  
 Most power-play goals, game: 3 – 3/22/24 vs. CAR  
 Most power-play goals allowed, game: 3 – twice, 3/13/24 at EDM; 11/24/23 vs. EDM  
 Most shorthanded goals, game: 1 – three times, m.r. 3/7/24 at PIT  
 Most shorthanded goals allowed, game: 1 – five times, m.r. 2/27/24 at DET  
 Largest margin of victory: 6 – 3/7/24 at PIT  
 Largest margin of defeat: 6 – 12/4/23 at ARI  
 Longest winning streak: 5 – 11/10/23 – 11/22/23: 5-0-0  
 Longest home winning streak: 3 – four times, m.r. 3/22/24 – 3/26/24: 3-0-0  
 Longest road winning streak: 3 – three times, m.r. 3/14/24 – 3/18/24: 3-0-0  
 Longest losing streak: 3 – twice, 4/2/24 – 4/5/24: 0-3-0; 1/20/24 – 1/24/24: 0-3-0  
 Longest home losing streak: 2 – 1/3/24 – 1/5/24: 0-2-0  
 Longest road losing streak: 4 – 1/14/24 – 1/24/24: 0-4-0  
 Largest deficit overcome in a win: 2 – three times, m.r. 3/1/24 vs. PHI  
 Largest deficit overcome in an OT or SO loss: 2 – three times, m.r. 1/27/24 at DAL  
 Largest lead surrendered in a regulation loss: 2 – twice, m.r. 4/5/24 at CAR  
 Largest lead surrendered in an OT or SO loss: 2 – 12/7/23 vs. DAL

\*Franchise record

## INDIVIDUAL

Most goals, game: 3 –  
 Sonny Milano: 3/22/24 vs. CAR  
 T.J. Oshie: 1/18/24 vs. STL  
 Tom Wilson: 11/30/23 at ANA  
 Most goals, period: 2 –  
 Sonny Milano: 4/13/24 vs. TBL  
 Alex Ovechkin: 4/5/24 at CAR  
 Alex Ovechkin: 3/24/24 vs. WPG  
 Alex Ovechkin: 3/18/24 at CGY  
 Hendrix Lapierre: 2/26/24 vs. OTT  
 Alex Ovechkin: 2/20/24 vs. NJD  
 Dylan Strome: 1/24/24 at COL  
 Tom Wilson: 11/30/23 at ANA  
 Dylan Strome: 10/21/23 at MTL  
 Most assists, game: 3 –  
 Dylan Strome: 3/22/24 vs. CAR  
 Dylan Strome: 3/7/24 at PIT  
 John Carlson: 12/21/23 at CBJ  
 Most points, game: 3 –  
 Sonny Milano: 3/22/24 vs. CAR  
 Dylan Strome: 3/22/24 vs. CAR  
 Dylan Strome: 3/7/24 at PIT  
 Dylan Strome: 3/1/24 vs. PHI  
 Aliaksei Protas: 2/26/24 vs. OTT  
 Alex Ovechkin: 2/20/24 vs. NJD  
 Dylan Strome: 2/20/24 vs. NJD  
 T.J. Oshie: 1/18/24 vs. STL  
 Nic Aube-Kubel: 1/7/24 vs. LAK  
 John Carlson: 12/21/23 at CBJ  
 Tom Wilson: 11/30/23 at ANA  
 Aliaksei Protas: 11/18/23 vs. CBJ  
 Hendrix Lapierre: 11/18/23 vs. CBJ  
 Most power-play goals, game: 2, three times, m.r. Alex Ovechkin, 3/18/24 at CGY  
 Most shorthanded goals, game: 1, three times, m.r., Tom Wilson, 3/7/24 at PIT  
 Most penalty minutes, game: 14 – twice, m.r. Tom Wilson: 3/3/24 vs. ARI  
 Most saves, game: 43 – Charlie Lindgren: 3/28/24 at TOR  
 Most saves, period: 19 – Charlie Lindgren: 11/24/23 vs. EDM  
 Most ice time, game: 31:00 – John Carlson, 2/11/24 vs. VAN  
 Most shots on goal, game: 14 – Alex Ovechkin: 10/24/23 vs. TOR  
 Most face-off wins, game: 21, Dylan Strome, 10/29/23 vs. SJS  
 Most face-offs taken, game: 31 – Dylan Strome, 2/13/24 at COL  
 Most hits, game: 10 – Nic Aube-Kubel, 3/20/24 vs. TOR  
 Most blocked shots, game: 9 – John Carlson, 4/16/24 at PHI  
 Longest point streak: 10 games – Alex Ovechkin: 1/24/24 – 2/22/24: 8g-6a-14p  
 Longest goal streak: 6 games – Alex Ovechkin: 1/27/24 – 2/13/24: 6g  
 Longest assist streak: 6 games –  
 Dylan Strome: 2/17/24 – 2/26/24: 7a  
 Alex Ovechkin: 1/3/24 – 1/18/24: 6a

# 2023-24 Shootouts & Penalty Shots

## SHOOTOUTS

Date	Shootout Score	Rounds	Clinching Goal	Goaltender	Site
10/16/23	Washington 1 - Calgary 0	3	Evgeny Kuznetsov	Darcy Kuemper	Washington
10/27/23	Washington 1 - Minnesota 0	7	John Carlson	Darcy Kuemper	Washington
12/7/23	Dallas 1 - Washington 0	3	Jason Robertson	Charlie Lindgren	Washington
12/14/23	Philadelphia 2 - Washington 1	3	Bobby Brink	Charlie Lindgren	Philadelphia
12/17/23	Washington 1 - Carolina 0	3	Evgeny Kuznetsov	Darcy Kuemper	Carolina
12/23/23	Tampa Bay 2 - Washington 1	4	Victor Hedman	Charlie Lindgren	Washington
12/30/23	Nashville 2 - Washington 0	2	Gustav Nyquist	Hunter Shepard	Washington
3/22/24	Washington 1 - Carolina 0	5	Dylan Strome	Charlie Lindgren	Washington
3/30/24	Boston 3 - Washington 2	5	Kevin Shattenkirk	Charlie Lindgren	Washington

Shooter	Goals/Shots	Pct.	GDG
Evgeny Kuznetsov	3/6	50.0	2
Dylan Strome	2/6	33.3	1
Sonny Milano	1/3	33.3	0
John Carlson	1/3	33.3	1
T.J. Oshie	1/4	25.0	0
Connor McMichael	0/3	0.0	0
Anthony Mantha	0/1	0.0	0
Nicklas Backstrom	0/1	0.0	0
Alex Ovechkin	0/7	0.0	0

Goaltender	Record	SV/SA	SV%
Darcy Kuemper	3-0	13/13	1.000
Charlie Lindgren	1-4	11/19	.579
Hunter Shepard	0-1	0/2	.000

## PENALTY SHOTS

### Capitals

Alex Ovechkin	vs. Toronto	10/24/23	Joseph Woll	Save
Tom Wilson	vs. Columbus	11/4/23	Elvis Merzlikins	Save
Beck Malenstyn	at Florida	2/8/24	Sergei Bobrovsky	Save

### Opponents

Blake Coleman	vs. Calgary	10/16/23	Darcy Kuemper	Goal
---------------	-------------	----------	---------------	------











2023-24 GAME-BY-GAME STATISTICS

Date	Opp.	Aube-Kubel #96
Oct 13	Vs PIT	DNP
Oct 16	Vs CGY	DNP
Oct 18	@ OTT	DNP
Oct 21	@ MTL	DNP
Oct 24	Vs TOR	DNP
Oct 25	@ NJD	DNP
Oct 27	Vs MIN	DNP
Oct 29	Vs SJS	DNP
Nov 2	Vs NYI	DNP
Nov 4	Vs CBJ	DNP
Nov 8	Vs FLA	DNP
Nov 10	@ NJD	1-1,1/2 12:38
Nov 11	@ NYI	0-1,3/1 15:35
Nov 14	Vs VGK	0-0,1/1 10:41
Nov 18	Vs CBJ	0-0,1/-1 15:20
Nov 22	Vs BUF	0-0,0/1 12:49
Nov 24	Vs EDM	0-0,0/-1 15:40
Nov 27	@ SJS	DNP
Nov 29	@ LAK	0-0,0/0 14:12
Nov 30	@ ANA	0-1,0/0 11:51
Dec 2	@ VGK	0-0,0/0 12:02
Dec 4	@ ARI	0-0,3/-1 12:45
Dec 7	Vs DAL	0-0,0/-1 13:05
Dec 9	Vs NYR	1-0,4/1 11:58
Dec 10	@ CHI	0-1,2/2 10:34
Dec 14	@ PHI	0-0,1/0 09:05
Dec 16	@ NSH	0-0,0/0 08:42
Dec 17	@ CAR	0-0,0/0 14:24
Dec 20	Vs NYI	0-0,2/0 18:08
Dec 21	@ CBJ	0-0,3/0 18:29
Dec 23	Vs TBL	0-0,0/0 13:26
Dec 27	@ NYR	0-0,3/0 12:23
Dec 29	@ NYI	1-0,3/1 14:36
Dec 30	Vs NSH	0-0,0/1 12:44
Jan 2	@ PIT	0-0,0/0 14:23
Jan 3	Vs NJD	0-0,1/0 13:37
Jan 5	Vs CAR	0-1,0/0 14:12
Jan 7	Vs LAK	1-2,1/3 13:27
Jan 11	Vs SEA	0-0,1/-1 14:09
Jan 13	Vs NYR	0-0,2/0 10:21
Jan 14	@ NYR	0-0,0/-1 07:19
Jan 16	Vs ANA	0-0,0/0 10:32
Jan 18	Vs STL	1-0,1/1 08:49
Jan 20	@ STL	0-0,0/0 09:03
Jan 23	@ MIN	0-0,3/-1 11:57
Jan 24	@ COL	0-0,0/0 10:52
Jan 27	@ DAL	0-1,1/1 14:34
Feb 6	Vs MTL	0-0,1/-1 08:09
Feb 8	@ FLA	DNP
Feb 10	@ BOS	0-0,0/0 09:59
Feb 11	Vs VAN	0-1,0/1 11:33
Feb 13	Vs COL	0-0,2/-1 10:19
Feb 17	@ MTL	DNP
Feb 20	Vs NJD	DNP
Feb 22	@ TBL	1-0,2/2 09:42
Feb 24	@ FLA	0-0,1/-1 15:45
Feb 26	Vs OTT	0-1,0/2 13:11
Feb 27	@ DET	0-0,1/-2 09:03
Mar 1	Vs PHI	0-0,0/0 10:27
Mar 3	Vs ARI	0-0,0/-1 09:49
Mar 7	@ PIT	0-0,1/1 13:16
Mar 9	Vs CHI	0-0,0/1 11:07
Mar 11	@ WPG	0-0,2/0 14:23
Mar 13	@ EDM	0-0,3/-1 13:01
Mar 14	@ SEA	DNP
Mar 16	@ VAN	DNP
Mar 18	@ CGY	DNP
Mar 20	Vs TOR	0-0,0/-2 13:06
Mar 22	Vs CAR	0-0,1/0 12:40
Mar 24	Vs WPG	0-0,0/0 11:06
Mar 26	Vs DET	0-0,1/0 04:20
Mar 28	@ TOR	0-0,1/0 12:13
Mar 30	Vs BOS	DNP
Apr 2	@ BUF	0-0,1/-2 12:00
Apr 4	Vs PIT	DNP
Apr 5	@ CAR	DNP
Apr 7	Vs OTT	DNP
Apr 9	@ DET	0-0,1/0 13:40
Apr 11	@ BUF	0-0,1/0 12:07
Apr 13	Vs TBL	0-0,1/0 12:52
Apr 15	Vs BOS	0-0,1/0 11:38
Apr 16	@ PHI	0-0,0/0 12:39

Goals-Assists-PIM/Rating

DND-Did Not Dress

INJ-Injured

SPD-Suspension

## 2023-24 DARCY KUEMPER GAME-BY-GAME STATISTICS

Game	Opp.	GP	GS	W	L	OT	SA	Svs	GA	Sv%	GAA	TOI	SO
Oct 16	Vs CGY	1	1	1	0	0	40	38	2	.950	1.85	65:00	0
Oct 18	@ OTT	1	1	0	1	0	29	23	6	.793	6.00	60:00	0
Oct 21	@ MTL	1	1	0	0	1	28	25	3	.893	2.97	60:31	0
Oct 24	Vs TOR	1	1	0	1	0	17	13	4	.765	4.03	59:30	0
Oct 27	Vs MIN	1	1	1	0	0	41	39	2	.951	1.85	65:00	0
Oct 29	Vs SJS	1	1	1	0	0	31	30	1	.968	1.00	59:52	0
Nov 2	Vs NYI	1	1	0	1	0	21	18	3	.857	3.11	57:58	0
Nov 8	Vs FLA	1	1	0	0	1	25	21	4	.840	3.98	60:15	0
Nov 22	Vs BUF	1	1	1	0	0	27	24	3	.889	2.78	64:39	0
Nov 27	@ SJS	1	1	0	1	0	23	21	2	.913	2.06	58:16	0
Nov 30	@ ANA	1	1	1	0	0	32	28	4	.875	4.00	60:00	0
Dec 2	@ VGK	1	1	0	1	0	35	32	3	.914	3.03	59:26	0
Dec 4	@ ARI	1	1	0	1	0	5	2	3	.400	13.03	13:49	0
Dec 10	@ CHI	1	1	1	0	0	34	32	2	.941	2.00	60:00	0
Dec 17	@ CAR	1	1	1	0	0	29	28	1	.966	0.92	65:00	0
Dec 20	Vs NYI	1	1	1	0	0	32	30	2	.938	1.95	61:41	0
Dec 27	@ NYR	1	1	0	1	0	31	26	5	.839	5.00	60:00	0
Dec 29	@ NYI	1	0	0	1	0	29	24	5	.828	5.64	53:14	0
Jan 2	@ PIT	1	1	1	0	0	35	32	3	.914	3.00	60:00	0
Jan 5	Vs CAR	1	1	0	1	0	33	28	5	.848	5.08	59:01	0
Jan 7	Vs LAK	1	1	1	0	0	41	38	3	.927	3.00	60:00	0
Jan 11	Vs SEA	1	1	0	1	0	23	19	4	.826	4.00	60:00	0
Jan 16	Vs ANA	1	1	1	0	0	24	24	0	1.000	0.00	60:00	1
Jan 23	@ MIN	1	1	0	1	0	30	25	5	.833	5.10	58:46	0
Feb 6	Vs MTL	1	0	0	0	0	17	15	2	.882	2.56	46:51	0
Feb 8	@ FLA	1	1	0	1	0	40	37	3	.925	3.02	59:31	0
Feb 11	Vs VAN	1	1	0	0	1	29	26	3	.897	2.77	64:55	0
Feb 17	@ MTL	1	1	1	0	0	31	28	3	.903	3.01	59:49	0
Feb 26	Vs OTT	1	1	1	0	0	21	18	3	.857	3.00	60:00	0
Mar 13	@ EDM	1	1	0	1	0	37	30	7	.811	7.02	59:49	0
Mar 22	Vs CAR	1	1	0	0	0	22	18	4	.818	6.02	39:54	0
Apr 2	@ BUF	1	0	0	0	0	4	4	0	1.000	0.00	14:19	0
Apr 5	@ CAR	1	1	0	1	0	44	41	3	.932	3.03	59:26	0

2023-24 CHARLIE LINDGREN GAME-BY-GAME STATISTICS

Game	Opp.	GP	GS	W	L	OT	SA	Svs	GA	Sv%	GAA	TOI	SO
Oct 13	Vs PIT	1	1	0	1	0	35	31	4	.886	4.00	59:56	0
Nov 4	Vs CBJ	1	1	1	0	0	35	34	1	.971	1.01	59:37	0
Nov 10	@ NJD	1	1	1	0	0	26	24	2	.923	2.03	59:06	0
Nov 14	Vs VGK	1	1	1	0	0	35	35	0	1.000	0.00	60:00	1
Nov 18	Vs CBJ	1	1	1	0	0	36	33	3	.917	3.00	60:00	0
Nov 24	Vs EDM	1	1	0	1	0	35	30	5	.857	5.05	59:25	0
Nov 29	@ LAK	1	1	1	0	0	39	38	1	.974	1.00	60:00	0
Dec 4	@ ARI	1	0	0	0	0	22	19	3	.864	3.93	45:45	0
Dec 7	Vs DAL	1	1	0	0	1	38	34	4	.895	3.69	65:00	0
Dec 9	Vs NYR	1	1	1	0	0	31	31	0	1.000	0.00	60:00	1
Dec 14	@ PHI	1	1	0	0	1	32	29	3	.906	2.79	64:30	0
Dec 16	@ NSH	1	1	0	1	0	23	20	3	.870	3.12	57:39	0
Dec 21	@ CBJ	1	1	1	0	0	36	34	2	.944	1.87	64:07	0
Dec 23	Vs TBL	1	1	0	0	1	20	19	1	.950	0.92	65:00	0
Dec 29	@ NYI	1	1	0	0	0	3	3	0	1.000	0.00	6:46	0
Jan 13	Vs NYR	1	1	1	0	0	27	25	2	.926	2.00	59:57	0
Jan 14	@ NYR	1	1	0	1	0	31	29	2	.935	2.05	58:29	0
Jan 18	Vs STL	1	1	1	0	0	20	18	2	.900	2.00	60:00	0
Jan 20	@ STL	1	1	0	1	0	29	26	3	.897	3.02	59:38	0
Jan 24	@ COL	1	1	0	1	0	31	25	6	.806	6.02	59:50	0
Jan 27	@ DAL	1	1	0	0	1	35	30	5	.857	4.84	62:01	0
Feb 6	Vs MTL	1	1	0	1	0	9	6	3	.667	13.72	13:07	0
Feb 10	@ BOS	1	1	1	0	0	18	18	0	1.000	0.00	60:00	1
Feb 13	Vs COL	1	1	0	1	0	35	31	4	.886	4.13	58:03	0
Feb 20	Vs NJD	1	1	1	0	0	39	37	2	.949	2.00	60:00	0
Feb 22	@ TBL	1	1	1	0	0	32	29	3	.906	3.01	59:54	0
Feb 24	@ FLA	1	1	0	0	1	29	26	3	.897	2.85	63:16	0
Feb 27	@ DET	1	1	0	1	0	31	23	8	.742	8.03	59:47	0
Mar 1	Vs PHI	1	1	1	0	0	23	21	2	.913	2.00	60:00	0
Mar 3	Vs ARI	1	1	0	1	0	27	23	4	.852	4.14	57:56	0
Mar 7	@ PIT	1	1	1	0	0	39	39	0	1.000	0.00	59:54	1
Mar 9	Vs CHI	1	1	1	0	0	32	31	1	.969	1.00	59:44	0
Mar 11	@ WPG	1	1	0	1	0	29	26	3	.897	3.00	60:00	0
Mar 14	@ SEA	1	1	1	0	0	24	23	1	.958	1.00	59:50	0
Mar 16	@ VAN	1	1	1	0	0	22	21	1	.955	1.00	60:00	0
Mar 18	@ CGY	1	1	1	0	0	36	34	2	.944	2.00	60:00	0
Mar 20	Vs TOR	1	1	0	1	0	29	22	7	.759	7.00	60:00	0
Mar 22	Vs CAR	1	0	1	0	0	9	7	2	.778	4.80	25:00	0
Mar 24	Vs WPG	1	1	1	0	0	27	27	0	1.000	0.00	59:17	1
Mar 26	Vs DET	1	1	1	0	0	33	30	3	.909	2.91	61:55	0
Mar 28	@ TOR	1	1	0	1	0	48	43	5	.896	5.00	60:00	0
Mar 30	Vs BOS	1	1	0	0	1	29	27	2	.931	1.85	65:00	0
Apr 2	@ BUF	1	1	0	1	0	31	25	6	.806	7.90	45:33	0
Apr 4	Vs PIT	1	1	0	1	0	23	20	3	.870	3.04	59:17	0
Apr 7	Vs OTT	1	1	0	0	1	21	18	3	.857	2.97	60:41	0
Apr 9	@ DET	1	1	1	0	0	43	42	1	.977	1.00	60:00	0
Apr 11	@ BUF	1	1	0	1	0	16	13	3	.813	3.12	57:38	0
Apr 13	Vs TBL	1	1	1	0	0	34	32	2	.941	2.00	60:00	0
Apr 15	Vs BOS	1	1	1	0	0	16	16	0	1.000	0.00	59:45	1
Apr 16	@ PHI	1	1	1	0	0	28	27	1	.964	1.00	60:00	0



# 2023-24 Injuries & Illnesses

**Nick Jensen:** 2/26-2/27, 4/15-4/16 (4 games)

**Rasmus Sandin:** 1/5-1/20, 3/30, 4/9-4/16 (14 games)

**Nicklas Backstrom:** 11/2-4/16 (74 games)

**T.J. Oshie:** 11/27-12/7, 12/17-1/7, 2/24-3/9, 3/20-3/22, 4/2-4/7 (30 games)

**Sonny Milano:** 10/29, 12/14-2/13, 2/26-2/27, 3/26-3/28 (32 games)

**Aliaksei Protas:** 3/13, 3/20-3/22 (3 games)

**Ethan Bear:** 3/16 (1 game)

**Tom Wilson:** 1/11, 3/11 (2 games)

**Nic Dowd:** 10/18-11/8, 2/22-3/11 (18 games)

**Martin Fehervary:** 11/11-11/24, 12/30, 2/20-3/11 (16 games)

**Darcy Kuemper:** 11/10-11/11, 3/7 (3 games)

**Trevor van Riemsdyk:** 11/8-11/14, 2/8-2/13 (8 games)

**Joel Edmundson:** 10/13-11/14, 1/18 (15 games)

**Alex Ovechkin:** 1/13-1/16 (3 games)

**Charlie Lindgren:** 10/16-10/27, 12/2, 12/30-1/7 (12 games)

**Max Pacioretty:** 10/13-1/2 (35 games)

**Connor McMichael:** 12/20-12/21 (2 games)

**Evgeny Kuznetsov:** 11/18-11/22, 12/14 (3 games)

**Anthony Mantha:** 11/10-11/14 (3 games)

**Man Games Lost: 278**

# 2023-24 Transactions

**April 16, 2024:** Recalled goaltender Mitchell Gibson from ECHL South Carolina

**April 14, 2024:** Recalled defenseman Dylan McIlrath from AHL Hershey

**April 8, 2024:** Recalled defenseman Lucas Johansen from AHL Hershey

**April 6, 2024:** Loaned forward Matthew Phillips and goaltender Hunter Shepard to AHL Hershey

**April 5, 2024:** Recalled forward Matthew Phillips from AHL Hershey

**April 4, 2024:** Recalled goaltender Hunter Shepard from AHL Hershey

**April 3, 2024:** Loaned forward Matthew Phillips to AHL Hershey

**March 27, 2024:** Recalled forward Matthew Phillips and defenseman Vincent Iorio from AHL Hershey

**March 24, 2024:** Loaned forward Matthew Phillips to AHL Hershey

**March 22, 2024:** Recalled forward Matthew Phillips from AHL Hershey

**March 9, 2024:** Loaned goaltender Hunter Shepard to AHL Hershey

**March 8, 2024:** Recalled goaltender Hunter Shepard and forwards Ivan Miroshnichenko and Hendrix Lapierre from AHL Hershey

**March 8, 2024:** Loaned goaltender Hunter Shepard and forwards Ivan Miroshnichenko and Hendrix Lapierre to AHL Hershey

**March 8, 2024:** Acquired a 2025 third-round pick from Carolina for forward Evgeny Kuznetsov

**March 7, 2024:** Recalled goaltender Hunter Shepard from AHL Hershey

**March 7, 2024:** Acquired a 2024 third-round pick and a 2025 fifth-round pick from Toronto for defenseman Joel Edmundson,

**March 6, 2024:** Re-signed defenseman Rasmus Sandin to a five-year, \$23 million contract extension

**March 5, 2024:** Acquired a 2024 second-round pick and a 2026 fourth-round pick from Vegas for forward Anthony Mantha

**March 5, 2024:** Claimed forward Matthew Phillips off waivers from Pittsburgh and loaned him to AHL Hershey

**March 4, 2024:** Loaned forward Pierrick Dubé to AHL Hershey,

**March 1, 2024:** Signed forward Zac Funk to a three-year entry-level contract

**Feb. 26, 2024:** Recalled forward Ivan Miroshnichenko from AHL Hershey

**Feb. 23, 2024:** Recalled forward Hendrix Lapierre from AHL Hershey

**Feb. 21, 2024:** Recalled forward Pierrick Dubé from AHL Hershey

**Feb. 15, 2024:** Placed forward Matthew Phillips on waivers

**Feb. 5, 2024:** Recalled forward Mike Sgarbossa from AHL Hershey

**Jan. 23, 2024:** Loaned forward Hendrix Lapierre to AHL Hershey

**Jan. 19, 2024:** Re-signed forward Aliaksei Protas to a five-year, \$16.875 million contract extension

**Jan. 9, 2024:** Loaned goaltender Hunter Shepard to AHL Hershey

**Jan. 4, 2024:** Re-assigned forward Alexander Suzdalev from Mora IK (Sweden-2) to Saskatoon (WHL)

**Dec. 30, 2023:** Recalled goaltender Hunter Shepard from AHL Hershey and loaned Forward Ivan Miroshnichenko to AHL Hershey

**Dec. 28, 2023:** Signed defenseman Ethan Bear to a two-year, \$4.125 million contract

**Dec. 27, 2023:** Recalled forwards Ivan Miroshnichenko and Hendrix Lapierre from AHL Hershey

**Dec. 23, 2023:** Loaned forwards Ivan Miroshnichenko and Hendrix Lapierre to AHL Hershey

**Dec. 22, 2023:** Loaned forward Mike Sgarbossa to AHL Hershey

**Dec. 21, 2023:** Recalled forward Mike Sgarbossa from AHL Hershey

**Dec. 19, 2023:** Loaned defenseman Lucas Johansen to the AHL Hershey

**Dec. 19, 2023:** Recalled forwards Ivan Miroshnichenko and Hendrix Lapierre from AHL Hershey

**Dec. 18, 2023:** Loaned forward Joe Snively to AHL Hershey

**Dec. 15, 2023:** Recalled forward Joe Snively from AHL Hershey

**Dec. 12, 2023:** Re-signed goaltender Clay Stevenson to a three-year contract extension

**Dec. 9, 2023:** Loaned forward Hendrix Lapierre to AHL Hershey

**Dec. 4, 2023:** Loaned goaltender Hunter Shepard to AHL Hershey

**Dec. 2, 2023:** Recalled goaltender Hunter Shepard from AHL Hershey

**Nov. 18, 2023:** Loaned defenseman Dylan McIlrath to AHL Hershey

**Nov. 17, 2023:** Loaned defenseman Hardy Häman Aktell to AHL Hershey

**Nov. 14, 2023:** Loaned goaltender Hunter Shepard to AHL Hershey

**Nov. 11, 2023:** Recalled defenseman Dylan McIlrath from AHL Hershey

**Nov. 10, 2023:** Recalled forward Nicolas Aube-Kubel and goaltender Hunter Shepard from AHL Hershey

**Nov. 9, 2023:** Loaned forward Mike Sgarbossa to AHL Hershey

**Nov. 8, 2023:** Recalled forward Mike Sgarbossa from AHL Hershey

**Nov. 7, 2023:** Re-assigned forward Alexander Suzdalev from AHL Hershey to Mora IK (Sweden-2)

**Oct. 29, 2023:** Recalled forward Hendrix Lapierre from AHL Hershey

**Oct. 28, 2023:** Loaned goaltender Hunter Shepard to AHL Hershey

**Oct. 24, 2023:** Recalled goaltender Hunter Shepard from AHL Hershey and loaned goaltender Clay Stevenson to AHL Hershey

**Oct. 19, 2023:** Recalled defenseman Hardy Häman Aktell from AHL Hershey

**Oct. 16, 2023:** Recalled goaltender Clay Stevenson from AHL Hershey

**Oct. 14, 2023:** Recalled forward Aliaksei Protas from AHL Hershey and loaned goaltender Clay Stevenson to AHL Hershey

**Oct. 13, 2023:** Recalled goaltender Clay Stevenson from AHL Hershey and loaned forward Aliaksei Protas to AHL Hershey

**Oct. 11, 2023:** Recalled forwards Connor McMichael and Aliaksei Protas from AHL Hershey







# Boston Bruins

## 2023-24 WASHINGTON CAPITALS VS. BOSTON BRUINS

CAPITALS WON SEASON SERIES, 2-0-1 • BOSTON 1-2-0

WASHINGTON	BRUINS	CAPITALS	ATTEND	GOALTENDERS	W. GOAL
MARCH 30, 2024	3	2	18,573	JEREMY SWAYMAN / CHARLIE LINDGREN	KEVIN SHATTENKIRK
APRIL 15, 2024	0	2	18,573	CHARLIE LINDGREN / JEREMY SWAYMAN	JOHN CARLSON

BOSTON	BRUINS	CAPITALS	ATTEND	GOALTENDERS	W. GOAL
FEB. 10, 2024	0	3	17,850	CHARLIE LINDGREN / JEREMY SWAYMAN	T.J. OSHIE

CAPITALS	GP	G	A	P	+/-	PIM	PPG	SH	GW	EN	S	%	BRUINS	GP	G	A	P	+/-	PIM	PPG	SH	GW	EN	S	%
DYLAN STROME	3	1	2	3	+1	0	0	0	0	0	9	11.1	JOHN BEECHER	2	1	0	1	+1	0	0	0	0	4	25.0	
JOHN CARLSON	3	2	0	2	+1	2	1	0	1	0	5	40.0	HAMPUS LINDHOLM	3	1	0	1	+0	6	0	0	0	3	33.3	
NIC DOWD	3	1	1	2	+2	0	0	0	0	1	4	25.0	PAVEL ZACHA	3	0	1	1	-1	0	0	0	0	0	0	--
T.J. OSHIE	3	1	1	2	+1	2	1	0	1	0	3	33.3	DAVID PASTRNAK	3	0	1	1	-1	0	0	0	0	0	11	0.0
ALEX OVECHKIN	3	1	1	2	+2	2	0	0	0	1	8	12.5	JAKUB LAUKO	3	0	0	0	+1	0	0	0	0	0	1	0.0
MAX PACIORETTY	3	0	2	2	+0	2	0	0	0	0	4	0.0	JESPER BOQVIST	3	0	0	0	+0	0	0	0	0	0	1	0.0
MICHAEL SGARBOSSA	2	1	0	1	+1	0	0	0	0	0	4	25.0	MORGAN GEEKIE	3	0	0	0	+0	0	0	0	0	0	2	0.0
CONNOR MCMICHAEL	3	0	1	1	+0	0	0	0	0	0	7	0.0	JUSTIN BRAZEAU	1	0	0	0	-1	0	0	0	0	0	1	0.0
BECK MALENSTYN	3	0	1	1	+1	2	0	0	0	0	2	0.0	ANDREW PEEKE	2	0	0	0	-1	0	0	0	0	0	2	0.0
TOM WILSON	2	0	1	1	+2	0	0	0	0	0	5	0.0	TRENT FREDERIC	3	0	0	0	+0	0	0	0	0	0	2	0.0
NICK JENSEN	2	0	1	1	+2	0	0	0	0	0	3	0.0	CHARLIE MCAVOY	3	0	0	0	-2	0	0	0	0	0	5	0.0
IVAN MIROSHNICHENKO	1	0	0	0	+0	0	0	0	0	0	1	0.0	JAKE DEBRUSK	3	0	0	0	-2	0	0	0	0	0	7	0.0
VINCENT IORIO	2	0	0	0	+1	0	0	0	0	0	2	0.0	PARKER WOTHERSPOON	2	0	0	0	-1	0	0	0	0	0	1	0.0
HENDRIX LAPIERRE	2	0	0	0	+0	0	0	0	0	0	1	0.0	BRANDON CARLO	3	0	0	0	+1	0	0	0	0	0	5	0.0
ALIAKSEI PROTAS	3	0	0	0	-1	0	0	0	0	0	4	0.0	ANTHONY RICHARD	1	0	0	0	+0	0	0	0	0	0	1	0.0
RASMUS SANDIN	1	0	0	0	+1	0	0	0	0	0	2	0.0	DANTON HEINEN	3	0	0	0	-2	2	0	0	0	0	4	0.0
ALEXANDER ALEXEYEV	2	0	0	0	+0	0	0	0	0	0	1	0.0	MATT GRZELCYK	2	0	0	0	+0	15	0	0	0	0	0	--
MARTIN FEHERVARY	3	0	0	0	+0	2	0	0	0	0	2	0.0	DEREK FORBORT	1	0	0	0	+0	0	0	0	0	0	1	0.0
ETHAN BEAR	1	0	0	0	+0	0	0	0	0	0	0	--	CHARLIE COYLE	3	0	0	0	-5	0	0	0	0	0	4	0.0
NICOLAS AUBE-KUBEL	2	0	0	0	+0	0	0	0	0	0	1	0.0	JAMES VAN RIEMSDYK	1	0	0	0	+0	0	0	0	0	0	1	0.0
SONNY MILANO	2	0	0	0	-1	0	0	0	0	0	1	0.0	PATRICK MAROON	1	0	0	0	+0	0	0	0	0	0	1	0.0
TREVOR VAN RIEMSDYK	2	0	0	0	+1	0	0	0	0	0	2	0.0	KEVIN SHATTENKIRK	2	0	0	0	-2	4	0	0	0	0	1	0.0
ANTHONY MANTHA	1	0	0	0	+1	0	0	0	0	0	3	0.0	BRAD MARCHAND	3	0	0	0	-2	0	0	0	0	0	5	0.0
JOEL EDMUNDSON	1	0	0	0	+0	0	0	0	0	0	0	--													
DYLAN MCILRATH	1	0	0	0	+0	0	0	0	0	0	0	--													

GOALTENDERS	GP	MIN	GA	GAA	SO	W	L	OT	SA	SV%	GOALTENDERS	GP	MIN	GA	GAA	SO	W	L	OT	SA	SV%
CHARLIE LINDGREN	3	185	2	0.65	2	2	0	1	63	.968	JEREMY SWAYMAN	3	180	5	1.67	0	1	2	0	72	.931

**POWER PLAY:** 2 - 8 (25.0%)  
**PENALTY KILLING:** 6 - 6 (100%)

**POWER PLAY:** 0 - 6 (0.0%)  
**PENALTY KILLING:** 6 - 8 (75.0%)



# Carolina Hurricanes

## 2023-24 WASHINGTON CAPITALS VS. CAROLINA HURRICANES

CAPITALS LOST SEASON SERIES, 2-2-0 • CAROLINA 2-0-2

WASHINGTON	HURRICANES	CAPITALS	ATTEND	GOALTENDERS	W. GOAL
JAN. 5, 2024	6	2	18,573	PYOTR KOCHETKOV / DARCY KUEMPER	ANDREI SVECHNIKOV
MARCH 22, 2024	6	7	18,573	CHARLIE LINDGREN / PYOTR KOCHETKOV	DYLAN STROME

CAROLINA	HURRICANES	CAPITALS	ATTEND	GOALTENDERS	W. GOAL
DEC. 17, 2023	1	2	18,700	DARCY KUEMPER / PYOTR KOCHETKOV	EVGENY KUZNETSOV
APRIL 5, 2024	4	2	18,724	PYOTR KOCHETKOV / DARCY KUEMPER	SEBASTIAN AHO

CAPITALS	GP	G	A	P	+/-	PIM	PPG	SH	GW	EN	S	%	HURRICANES	GP	G	A	P	+/-	PIM	PPG	SH	GW	EN	S	%
DYLAN STROME	4	1	6	7	+1	2	1	0	0	0	7	14.3	SEBASTIAN AHO	4	5	3	8	+6	4	1	0	1	0	13	38.5
ALEX OVECHKIN	4	3	2	5	+1	2	1	0	0	0	14	21.4	JAKE GUENTZEL	2	2	4	6	+4	0	0	0	0	1	8	25.0
SONNY MILANO	2	3	0	3	+2	2	1	0	0	0	5	60.0	BRENT BURNS	4	2	3	5	+2	0	1	0	0	0	15	13.3
JOHN CARLSON	4	1	2	3	-2	0	1	0	0	0	6	16.7	ANDREI SVECHNIKOV	2	1	3	4	+0	4	1	0	1	0	6	16.7
CONNOR MCMICHAEL	4	1	1	2	-3	2	0	0	0	0	6	16.7	JACCOB SLAVIN	4	1	3	4	+0	4	0	0	0	0	10	10.0
IVAN MIROSHNICHENKO	2	0	2	2	+1	0	0	0	0	0	3	0.0	SETH JARVIS	4	2	1	3	+6	0	1	0	0	0	5	40.0
TREVOR VAN RIEMSDYK	4	0	2	2	+0	6	0	0	0	0	2	0.0	MARTIN NECAS	3	1	2	3	+0	0	1	0	0	0	13	7.7
MARTIN FEHERVARY	4	1	0	1	+2	0	0	0	0	0	1	100.0	VASILY PONOMAREV	1	1	1	2	+2	0	0	0	0	0	1	100.0
NIC DOWD	4	1	0	1	-3	6	0	0	0	0	2	50.0	BRADY SKJEI	4	1	1	2	+0	2	0	0	0	0	8	12.5
HENDRIX LAPIERRE	3	0	1	1	-2	0	0	0	0	0	1	0.0	DMITRY ORLOV	4	1	1	2	+4	0	0	1	0	1	9	11.1
RASMUS SANDIN	3	0	1	1	-1	2	0	0	0	0	4	0.0	JESPERI KOTKANIEMI	4	0	2	2	+2	4	0	0	0	0	9	0.0
BECK MALENSTYN	4	0	1	1	-3	2	0	0	0	0	5	0.0	STEFAN NOESEN	3	0	1	1	+2	2	0	0	0	0	2	0.0
NICOLAS AUBE-KUBEL	3	0	1	1	+0	0	0	0	0	0	1	0.0	JESPER FAST	2	0	1	1	-2	0	0	0	0	0	3	0.0
TOM WILSON	3	0	1	1	+2	2	0	0	0	0	4	0.0	EVGENY KUZNETSOV	2	0	1	1	+0	2	0	0	0	0	4	0.0
ALIAKSEI PROTAS	3	0	0	0	-3	0	0	0	0	0	3	0.0	JACK DRURY	3	0	0	0	-1	0	0	0	0	0	4	0.0
JOE SNIVELY	1	0	0	0	-1	0	0	0	0	0	0	--	JALEN CHATFIELD	4	0	0	0	+4	0	0	0	0	0	6	0.0
ALEXANDER ALEXEYEV	2	0	0	0	+1	0	0	0	0	0	1	0.0	MICHAEL BUNTING	2	0	0	0	-1	0	0	0	0	0	3	0.0
MATTHEW PHILLIPS	2	0	0	0	-2	0	0	0	0	0	1	0.0	BRENDAN LEMIEUX	2	0	0	0	+3	0	0	0	0	0	1	0.0
ETHAN BEAR	1	0	0	0	-1	0	0	0	0	0	0	--	TONY DEANGELO	2	0	0	0	-1	2	0	0	0	0	1	0.0
ANTHONY MANTHA	2	0	0	0	-3	0	0	0	0	0	1	0.0	BRETT PESCE	4	0	0	0	+1	2	0	0	0	0	5	0.0
JOEL EDMUNDSON	2	0	0	0	-3	0	0	0	0	0	2	0.0	JORDAN MARTINOOK	4	0	0	0	-4	2	0	0	0	0	3	0.0
MICHAEL SGARBOSSA	2	0	0	0	-1	0	0	0	0	0	0	--	TEUVO TERAVAINEN	4	0	0	0	+0	0	0	0	0	0	7	0.0
EVGENY KUZNETSOV	2	0	0	0	-1	2	0	0	0	0	3	0.0	JORDAN STAAL	4	0	0	0	-3	0	0	0	0	0	3	0.0
NICK JENSEN	4	0	0	0	-4	0	0	0	0	0	2	0.0													
MAX PACIORETTY	3	0	0	0	-3	2	0	0	0	0	5	0.0													

GOALTENDERS	GP	MIN	GA	GAA	SO	W	L	OT	SA	SV%	GOALTENDERS	GP	MIN	GA	GAA	SO	W	L	OT	SA	SV%	
DARCY KUEMPER	4	223	13	3.49	0	1	2	0	128	.898	PYOTR KOCHETKOV	4	249	11	2.65	0	2	0	2	79	.861	
CHARLIE LINDGREN	1	25	2	4.80	0	1	0	0	9	.778												

**POWER PLAY:** 4 - 14 (28.6%)  
**PENALTY KILLING:** 9 - 14 (64.3%)

**POWER PLAY:** 5 - 14 (35.7%)  
**PENALTY KILLING:** 10 - 14 (71.4%)



# Colorado Avalanche

## 2023-24 WASHINGTON CAPITALS VS. COLORADO AVALANCHE

CAPITALS LOST SEASON SERIES, 0-2-0 • COLORADO 2-0-0

<b>WASHINGTON</b>	<b>AVALANCHE</b>	<b>CAPITALS</b>	<b>ATTEND</b>	<b>GOALTENDERS</b>	<b>W. GOAL</b>
FEB. 13, 2024	6	3	17,878	ALEXANDAR GEORGIEV / CHARLIE LINDGREN	MIKKO RANTANEN

<b>COLORADO</b>	<b>AVALANCHE</b>	<b>CAPITALS</b>	<b>ATTEND</b>	<b>GOALTENDERS</b>	<b>W. GOAL</b>
JAN. 24, 2024	6	2	18,136	ALEXANDAR GEORGIEV / CHARLIE LINDGREN	NATHAN MACKINNON

<b>CAPITALS</b>	GP	G	A	P	+/-	PIM	PPG	SH	GW	EN	S	%	<b>AVALANCHE</b>	GP	G	A	P	+/-	PIM	PPG	SH	GW	EN	S	%
DYLAN STROME	2	2	0	2	-1	0	0	0	0	0	5	40.0	NATHAN MACKINNON	2	4	3	7	+3	2	2	0	1	0	13	30.8
ALEX OVECHKIN	2	1	1	2	-4	0	1	0	0	0	3	33.3	MIKKO RANTANEN	2	2	5	7	+3	2	1	0	1	0	7	28.6
ANTHONY MANTHA	2	0	2	2	-3	0	0	0	0	0	1	0.0	ARTTURI LEHKONEN	2	2	2	4	+3	0	0	0	0	1	7	28.6
CONNOR MCMICHAEL	2	1	0	1	-2	0	0	0	0	0	1	25.0	CALE MAKAR	2	1	2	3	+4	0	0	1	0	0	4	25.0
BECK MALENSTYN	2	1	0	1	+1	0	0	0	0	0	4	25.0	ROSS COLTON	2	1	2	3	+3	2	0	0	0	0	5	20.0
MARTIN FEHERVARY	2	0	1	1	-1	0	0	0	0	0	6	0.0	MILES WOOD	2	1	1	2	+2	2	0	0	0	1	4	25.0
ETHAN BEAR	2	0	1	1	-1	2	0	0	0	0	1	0.0	BOWEN BYRAM	2	0	2	2	+1	0	0	0	0	0	3	0.0
TOM WILSON	2	0	1	1	+0	0	0	0	0	0	3	0.0	ANDREW COGLIANO	2	0	2	2	+2	0	0	0	0	0	3	0.0
NIC DOWD	2	0	1	1	+0	2	0	0	0	0	4	0.0	DEVON TOEWS	2	1	0	1	+4	0	0	0	0	0	5	20.0
JOHN CARLSON	2	0	1	1	-3	10	0	0	0	0	4	0.0	JONATHAN DROUIN	2	0	1	1	+1	2	0	0	0	0	2	0.0
MAX PACIORETTY	2	0	1	1	-3	0	0	0	0	0	3	0.0	RYAN JOHANSEN	2	0	1	1	+1	2	0	0	0	0	0	--
ALIAKSEI PROTAS	2	0	0	0	-2	0	0	0	0	0	2	0.0	SAM MALINSKI	1	0	0	0	-1	0	0	0	0	0	2	0.0
RASMUS SANDIN	2	0	0	0	+0	0	0	0	0	0	2	0.0	JOEL KIVIRANTA	2	0	0	0	-1	0	0	0	0	0	2	0.0
NICOLAS AUBE-KUBEL	2	0	0	0	-1	2	0	0	0	0	2	0.0	LOGAN O'CONNOR	1	0	0	0	-1	0	0	0	0	0	1	0.0
JOEL EDMUNDSON	2	0	0	0	-2	2	0	0	0	0	0	--	SAMUEL GIRARD	2	0	0	0	+0	0	0	0	0	0	2	0.0
MICHAEL SGARBOSSA	1	0	0	0	-1	0	0	0	0	0	0	--	FREDRIK OLOFSSON	2	0	0	0	-2	0	0	0	0	0	1	0.0
EVGENY KUZNETSOV	1	0	0	0	-1	0	0	0	0	0	2	0.0	KURTIS MACDERMID	2	0	0	0	+1	2	0	0	0	0	2	0.0
NICK JENSEN	2	0	0	0	-1	0	0	0	0	0	3	0.0	JOSH MANSON	2	0	0	0	+0	2	0	0	0	0	1	0.0
T.J. OSHIE	2	0	0	0	-2	4	0	0	0	0	3	0.0	JACK JOHNSON	1	0	0	0	+1	0	0	0	0	0	0	--
													ZACH PARISE	1	0	0	0	+0	0	0	0	0	0	4	0.0

<b>GOALTENDERS</b>	GP	MIN	GA	GAA	SO	W	L	OT	SA	SV%	<b>GOALTENDERS</b>	GP	MIN	GA	GAA	SO	W	L	OT	SA	SV%
CHARLIE LINDGREN	2	118	10	5.09	0	0	2	0	66	.848	ALEXANDAR GEORGIEV	2	120	5	2.50	0	2	0	0	52	.904

**POWER PLAY:** 1 - 8 (12.5%)  
**PENALTY KILLING:** 4 - 7 (57.1%)

**POWER PLAY:** 3 - 7 (42.9%)  
**PENALTY KILLING:** 7 - 8 (87.5%)



# Dallas Stars

## 2023-24 WASHINGTON CAPITALS VS. DALLAS STARS

CAPITALS LOST SEASON SERIES, 0-0-2 • DALLAS 2-0-0

WASHINGTON	STARS	CAPITALS	ATTEND	GOALTENDERS	W. GOAL
DEC. 7, 2023	5	4	15,850	SCOTT WEDGEWOOD / CHARLIE LINDGREN	JASON ROBERTSON
DALLAS	STARS	CAPITALS	ATTEND	GOALTENDERS	W. GOAL
JAN. 27, 2024	5	4	18,532	JAKE OETTINGER / CHARLIE LINDGREN	THOMAS HARLEY

CAPITALS	GP	G	A	P	+/-	PIM	PPG	SH	GW	EN	S	%	STARS	GP	G	A	P	+/-	PIM	PPG	SH	GW	EN	S	%
DYLAN STROME	2	3	0	3	-2	0	1	0	0	0	10	30.0	MASON MARCHMENT	2	2	1	3	-1	2	1	0	0	0	5	40.0
ANTHONY MANTHA	2	1	2	3	+3	0	0	0	0	0	3	33.3	ROOPE HINTZ	2	2	1	3	+2	2	1	0	0	0	4	50.0
EVGENY KUZNETSOV	2	1	2	3	+2	0	0	0	0	0	3	33.3	TYLER SEGUIN	2	1	2	3	+0	0	0	0	0	0	5	20.0
ALEX OVECHKIN	2	1	2	3	-2	0	1	0	0	0	7	14.3	MATT DUCHENE	2	1	2	3	-1	0	0	0	0	0	5	20.0
ALIAKSEI PROTAS	2	1	1	2	+0	0	0	0	0	0	4	25.0	MIRO HEISKANEN	2	0	3	3	+3	2	0	0	0	0	7	0.0
TREVOR VAN RIEMSDYK	2	0	2	2	+1	0	0	0	0	0	4	0.0	JASON ROBERTSON	2	0	3	3	+3	0	0	0	0	0	3	0.0
RASMUS SANDIN	2	1	0	1	-1	0	0	0	0	0	3	33.3	THOMAS HARLEY	2	2	0	2	+5	0	0	0	1	0	8	25.0
CONNOR MCMICHAEL	2	0	1	1	-1	2	0	0	0	0	2	0.0	SAM STEEL	2	0	2	2	+1	2	0	0	0	0	1	0.0
MATTHEW PHILLIPS	1	0	1	1	+1	0	0	0	0	0	0	--	JAMIE BENN	2	0	2	2	+0	0	0	0	0	0	4	0.0
NICOLAS AUBE-KUBEL	2	0	1	1	+0	0	0	0	0	0	1	0.0	WYATT JOHNSTON	2	1	0	1	-1	0	0	0	0	0	6	16.7
TOM WILSON	2	0	1	1	-2	2	0	0	0	0	4	0.0	JOE PAVELSKI	2	0	1	1	+2	0	0	0	0	0	5	0.0
NICK JENSEN	2	0	1	1	+0	0	0	0	0	0	2	0.0	NILS LUNDKVIST	2	0	0	0	+1	0	0	0	0	0	2	0.0
JOHN CARLSON	2	0	1	1	+0	0	0	0	0	0	6	0.0	ESA LINDELL	2	0	0	0	-4	0	0	0	0	0	3	0.0
T.J. OSHIE	1	0	1	1	+0	0	0	0	0	0	1	0.0	RADEK FAKSA	2	0	0	0	+0	2	0	0	0	0	3	0.0
HENDRIX LAPIERRE	1	0	0	0	+0	0	0	0	0	0	1	0.0	JANI HAKANPÄÄ	2	0	0	0	-3	0	0	0	0	0	0	--
MARTIN FEHERVARY	2	0	0	0	-2	0	0	0	0	0	1	0.0	CRAIG SMITH	2	0	0	0	-1	0	0	0	0	0	6	0.0
BECK MALENSTYN	2	0	0	0	+0	2	0	0	0	0	1	0.0	EVGENII DADONOV	2	0	0	0	-2	0	0	0	0	0	2	0.0
JOEL EDMUNDSON	2	0	0	0	0	0	0	0	0	0	1	0.0	RYAN SUTER	2	0	0	0	-1	0	0	0	0	0	4	0.0
NIC DOWD	2	0	0	0	+0	0	0	0	0	0	0	--													
MAX PACIORETTY	1	0	0	0	+1	0	0	0	0	0	1	0.0													

GOALTENDERS	GP	MIN	GA	GAA	SO	W	L	OT	SA	SV%	GOALTENDERS	GP	MIN	GA	GAA	SO	W	L	OT	SA	SV%
CHARLIE LINDGREN	2	127	9	4.25	0	0	0	2	73	.877	JAKE OETTINGER	1	63	4	3.80	0	1	0	0	28	.857
											SCOTT WEDGEWOOD	1	65	4	3.69	0	1	0	0	27	.852

**POWER PLAY:** 2 - 5 (40%)  
**PENALTY KILLING:** 1 - 3 (33.3%)

**POWER PLAY:** 2 - 3 (66.6%)  
**PENALTY KILLING:** 3 - 5 (60%)



# Edmonton Oilers

## CLUB INFORMATION

**Founded**..... 1972-73 (WHA), 1979-80 (NHL)  
**Home Arena**..... Rogers Place (18,347)  
**Stanley Cups**..... 5 (most recent, 1990)  
**General Manager and President of Hockey Operations**..... Ken Holland  
**Head Coach**..... Kris Knoblauch  
**Assistant Coaches**..... Glen Gulutzan, Mark Stuart, Mark Stuart, Paul Coffey  
**Executive Vice President, Communications**..... Tim Shipton  
 2023-24 Record ..... 49-27-6 (104 points)  
 2023-24 Finish..... 2nd, Pacific Division  
 2022-23 Playoffs..... W. Conference Second Round (def. by VGK 4-2)

Rogers Place  
 10220 104 Ave NW  
 Edmonton, Alb. T5J 0H6  
 780.414.5483  
 @EdmontonOilers



## 2023-24 MEETINGS

Nov. 24 vs. EDM, L, 0-5  
 March 13 at EDM, L, 2-7

## ALL-TIME SERIES HISTORY

YEAR	TOTALS						HOME						AWAY													
	GP	W	L	T	OT	PTS	GF	GA	GP	W	L	T	OT	PTS	GF	GA	GP	W	L	T	OT	PTS	GF	GA		
79-80	4	1	3	0	-	2	13	22	2	0	2	0	-	0	5	10	2	1	1	0	-	2	8	12		
80-81	4	2	1	1	-	5	17	14	2	2	0	0	-	4	12	6	2	0	1	1	-	1	5	8		
81-82	3	0	2	1	-	1	10	15	2	0	1	1	-	1	7	10	1	0	1	0	-	0	3	5		
82-83	3	0	2	1	-	1	9	14	1	0	1	0	-	0	3	5	2	0	1	1	-	1	6	9		
83-84	3	1	2	0	-	2	16	20	2	1	1	0	-	2	13	9	1	0	1	0	-	0	3	11		
84-85	3	0	1	2	-	2	11	14	1	0	1	0	-	0	5	8	2	0	0	2	-	2	6	6		
85-86	3	3	0	0	-	6	15	8	2	2	0	0	-	4	10	6	1	1	0	0	-	2	5	2		
86-87	3	2	1	0	-	4	13	11	1	1	0	0	-	2	5	2	2	1	1	0	-	2	8	9		
87-88	3	2	1	0	-	4	8	5	2	2	0	0	-	4	6	2	1	0	1	0	-	0	2	3		
88-89	3	2	1	0	-	4	16	9	1	1	0	0	-	2	5	3	2	1	1	0	-	2	11	6		
89-90	3	1	2	0	-	2	11	13	2	0	2	0	-	0	7	10	1	1	0	0	-	2	4	3		
90-91	3	3	0	0	-	6	12	6	1	1	0	0	-	2	6	3	2	2	0	0	-	4	6	3		
91-92	2	2	0	0	-	4	12	7	1	1	0	0	-	2	6	2	1	1	0	0	-	2	6	5		
92-93	2	1	1	0	-	2	6	7	1	1	0	0	-	2	4	3	1	0	1	0	-	0	2	4		
93-94	2	1	0	1	-	3	5	4	1	0	0	1	-	1	2	2	1	1	0	0	-	2	3	2		
94-95	Teams did not meet in 1994-95																									
95-96	2	2	0	0	-	4	8	4	1	1	0	0	-	2	6	3	1	1	0	0	-	2	2	1		
96-97	2	0	2	0	-	0	2	7	1	0	1	0	-	0	1	3	1	0	1	0	-	0	1	4		
97-98	2	1	1	0	-	2	4	5	1	1	0	0	-	2	2	1	1	0	1	0	-	0	2	4		
98-99	2	1	1	0	-	2	6	11	1	1	0	0	-	2	4	3	1	0	1	0	-	0	2	8		
99-00	1	0	1	0	0	0	2	6	0	0	0	0	0	0	0	0	1	0	1	0	0	0	2	6		
00-01	1	1	0	0	0	2	4	0	1	1	0	0	0	2	4	0	0	0	0	0	0	0	0	0		
01-02	2	1	1	0	0	2	5	6	1	1	0	0	0	2	4	2	1	0	1	0	0	0	1	4		
02-03	1	0	1	0	0	0	3	5	0	0	0	0	0	0	0	0	1	0	1	0	0	0	3	5		
03-04	1	1	0	0	0	2	1	0	1	1	0	0	0	2	1	0	0	0	0	0	0	0	0	0		
05-06	Teams did not meet in 2005-06																									
06-07	1	0	1	-	0	0	0	4	0	0	0	-	0	0	0	0	1	0	1	-	0	0	0	4		
07-08	1	1	0	-	0	2	4	4	1	1	0	-	0	2	4	4	0	0	0	-	0	0	0	0		
08-09	1	0	1	-	0	0	2	5	1	0	1	-	0	0	2	5	0	0	0	-	0	0	0	0		
09-10	1	1	0	-	0	2	4	2	0	0	0	-	0	0	0	0	1	1	0	-	0	2	4	2		
10-11	1	1	0	-	0	2	5	0	1	1	0	-	0	2	5	0	0	0	0	-	0	0	0	0		
11-12	1	0	1	-	0	0	1	2	0	0	0	-	0	0	0	0	1	0	1	-	0	0	1	2		
12-13	Teams did not meet in 2012-13																									
13-14	2	2	0	-	0	4	8	3	1	1	0	-	0	2	4	2	1	1	0	-	0	2	4	1		
14-15	2	0	1	-	1	1	6	7	1	0	0	-	1	1	4	4	1	0	1	-	0	0	2	3		
15-16	2	2	0	-	0	4	8	4	1	1	0	-	0	2	1	0	1	1	0	-	0	2	7	4		
16-17	2	1	1	-	0	2	3	5	1	1	0	-	0	2	2	1	1	0	1	-	0	0	1	4		
17-18	2	2	0	-	0	4	6	3	1	1	0	-	0	2	1	1	1	1	0	-	0	2	5	2		
18-19	2	1	1	-	0	2	5	6	1	1	0	-	0	2	4	2	1	0	1	-	0	0	1	4		
19-20	1	0	0	-	1	1	3	4	0	0	0	-	0	0	0	0	1	0	0	-	1	1	3	4		
20-21	Teams did not meet in 2020-21																									
21-22	2	0	1	-	1	1	6	9	1	0	1	-	0	0	3	5	1	0	0	-	1	1	3	4		
22-23	2	2	0	-	0	4	8	6	1	1	0	-	0	2	5	4	1	1	0	-	0	2	3	2		
23-24	2	0	2	-	0	0	2	12	1	0	1	-	0	0	0	5	1	0	1	-	0	0	2	7		
<b>Totals</b>	<b>83</b>	<b>41</b>	<b>33</b>	<b>6</b>	<b>3</b>	<b>91</b>	<b>280</b>	<b>289</b>	<b>41</b>	<b>26</b>	<b>12</b>	<b>2</b>	<b>1</b>	<b>55</b>	<b>153</b>	<b>126</b>	<b>42</b>	<b>15</b>	<b>21</b>	<b>4</b>	<b>2</b>	<b>36</b>	<b>127</b>	<b>163</b>		

## SERIES INFORMATION

All-Time Series (W-L-T-OT)  
 Current Streak  
 Last Washington Win  
 Last Edmonton Win  
 Last Tie  
 Last Overtime Game  
 Overtime Record  
 Last 10 Games (W-L-T-OT)  
 Longest Unbeaten Streak  
 Longest Winning Streak  
 Longest Winless Streak  
 Longest Losing Streak  
 Washington Shutouts (Last)  
 Edmonton Shutouts (Last)  
 Last Washington Hat Trick  
 Last Edmonton Hat Trick  
 Most Washington Goals  
 Most Edmonton Goals

### Overall

WSH leads, 41-33-6-3  
 2 EDM wins (11/24/23-3/13/24)  
 12/5/22 (3-2)  
 3/13/24 (2-7)  
 2/15/94 (2-2)  
 3/9/22 (L, 3-4 OT)  
 3-4-5  
 4-4-2  
 6 (2/14/90-3/22/92)  
 6 (2/14/90-3/22/92)  
 8 (1/13/82-11/9/83)  
 4 (2/23/83-11/9/83)  
 6 (11/23/15)  
 2 (11/24/23)  
 E. Kuznetsov (10/23/15)  
 Z. Hyman (3/13/24)  
 9 (2/5/84)  
 11 (11/2/83)

### at Washington

WSH leads, 26-12-2-1  
 1 EDM win (11/24/22)  
 11/7/22 (5-4)  
 11/24/23 (0-5)  
 2/15/94 (2-2)  
 11/12/17 (W, 2-1 SO)  
 2-1-3  
 7-2-1  
 6 (three times)  
 6 (two times)  
 4 (1/13/82-11/9/83)  
 3 (2/28/82-11/9/83)  
 5 (11/23/15)  
 1 (11/24/23)  
 P. Bondra (3/10/02)  
 E. Cole (1/13/09)  
 9 (2/5/84)  
 8 (11/9/84)

### at Edmonton

WSH trails, 15-21-4-2  
 1 EDM win (3/13/24)  
 12/5/22 (3-2)  
 3/13/24 (2-7)  
 10/24/84 (3-3)  
 3/9/22 (L, 3-4 OT)  
 1-3-2  
 4-4-2  
 5 (2/17/89-10/23/91)  
 5 (2/17/89-10/23/91)  
 9 (2/15/80-2/23/85)  
 7 (2/9/97-10/28/06)  
 1 (10/28/90)  
 1 (10/28/06)  
 E. Kuznetsov (10/23/15)  
 Z. Hyman (3/13/24)  
 8 (2/17/89)  
 11 (11/2/83)

# Edmonton Oilers

## 2023-24 WASHINGTON CAPITALS VS. EDMONTON OILERS

CAPITALS LOST SEASON SERIES, 0-2-0 • EDMONTON 2-0-0

WASHINGTON	OILERS	CAPITALS	ATTEND	GOALTENDERS	W. GOAL
NOV. 24, 2023	5	0	18,573	STUART SKINNER / CHARLIE LINDGREN	EVANDER KANE
EDMONTON	OILERS	CAPITALS	ATTEND	GOALTENDERS	W. GOAL
MARCH 13, 2024	7	2	18,347	STUART SKINNER / DARCY KUEMPER	ZACH HYMAN

CAPITALS													OILERS												
GP	G	A	P	+/-	PIM	PPG	SH	GW	EN	S	%	GP	G	A	P	+/-	PIM	PPG	SH	GW	EN	S	%		
IVAN MIROSHNICHENKO	1	1	0	1	-1	0	0	0	0	1	100.0	LEON DRAISAITL	2	3	4	7	+3	0	3	0	0	10	30.0		
CONNOR MCMICHAEL	2	1	0	1	-1	0	1	0	0	1	100.0	CONNOR MCDAVID	2	1	6	7	+3	2	1	0	0	0	4	25.0	
MAX PACIORETTY	1	0	1	1	-1	0	0	0	0	1	0.0	ZACH HYMAN	2	3	2	5	+3	0	1	0	1	0	13	23.1	
ALEX OVECHKIN	2	0	1	1	-1	2	0	0	0	10	10.0	RYAN NUGENT-HOPKINS	2	1	4	5	+2	0	0	0	0	0	3	33.3	
HENDRIX LAPIERRE	1	0	0	0	+0	0	0	0	0	4	0.0	EVAN BOUCHARD	2	1	2	3	+4	0	1	0	0	0	3	33.3	
ALIAKSEI PROTAS	1	0	0	0	-1	0	0	0	0	1	0.0	EVANDER KANE	2	1	1	2	+2	0	0	0	1	0	5	20.0	
RASMUS SANDIN	2	0	0	0	-1	0	0	0	0	3	0.0	WARREN FOEGELE	2	1	0	1	+1	4	0	0	0	0	5	20.0	
ALEXANDER ALEXEYEV	1	0	0	0	-1	0	0	0	0	1	0.0	CONNOR BROWN	2	1	0	1	+1	2	0	0	0	0	1	100.0	
MARTIN FEHERVARY	1	0	0	0	-2	0	0	0	0	0	--	RYAN MCLEOD	2	0	1	1	+1	2	0	0	0	0	2	0.0	
BECK MALENSTYN	2	0	0	0	-2	0	0	0	0	1	0.0	VINCENT DESHARNAIS	2	0	1	1	+2	0	0	0	0	0	2	0.0	
ETHAN BEAR	1	0	0	0	-2	0	0	0	0	1	0.0	BRETT KULAK	2	0	1	1	+4	2	0	0	0	0	5	0.0	
DYLAN STROME	2	0	0	0	+0	2	0	0	0	1	0.0	ADAM HENRIQUE	1	0	1	1	+1	0	0	0	0	0	0	--	
NICOLAS AUBE-KUBEL	2	0	0	0	-2	0	0	0	0	3	0.0	JAMES HAMBLIN	1	0	0	0	+0	0	0	0	0	0	0	--	
SONNY MILANO	2	0	0	0	+0	0	0	0	0	5	0.0	TROY STECHER	1	0	0	0	+0	4	0	0	0	0	1	0.0	
TREVOR VAN RIEMSDYK	2	0	0	0	-2	0	0	0	0	2	0.0	DEREK RYAN	1	0	0	0	+0	0	0	0	0	0	1	0.0	
ANTHONY MANTHA	1	0	0	0	+0	0	0	0	0	1	0.0	DARNELL NURSE	2	0	0	0	+0	0	0	0	0	0	4	0.0	
TOM WILSON	2	0	0	0	-2	2	0	0	0	7	0.0	ADAM ERNE	1	0	0	0	+1	0	0	0	0	0	0	--	
JOEL EDMUNDSON	1	0	0	0	+0	0	0	0	0	0	--	MATTIAS JANMARK	2	0	0	0	-1	0	0	0	0	0	5	0.0	
EVGENY KUZNETSOV	1	0	0	0	-1	0	0	0	0	2	0.0	CODY CECI	2	0	0	0	+0	0	0	0	0	0	2	0.0	
NIC DOWD	2	0	0	0	-3	6	0	0	0	3	0.0	SAM CARRICK	1	0	0	0	-1	0	0	0	0	0	0	--	
NICK JENSEN	2	0	0	0	-2	0	0	0	0	1	0.0	MATTIAS EKHOLM	1	0	0	0	+0	2	0	0	0	0	3	0.0	
JOHN CARLSON	2	0	0	0	-2	2	0	0	0	1	0.0	COREY PERRY	1	0	0	0	-1	0	0	0	0	0	3	0.0	
T.J. OSHIE	2	0	0	0	+0	2	0	0	0	1	0.0														

GOALTENDERS											GOALTENDERS										
GP	MIN	GA	GAA	SO	W	L	OT	SA	SV%	GP	MIN	GA	GAA	SO	W	L	OT	SA	SV%		
CHARLIE LINDGREN	1	59	5	5.05	0	0	1	0	35	.857	STUART SKINNER	2	120	2	1.00	1	2	0	0	50	.960
DARCY KUEMPER	1	60	7	7.02	0	0	1	0	37	.811											

**POWER PLAY:** 1 - 9 (11.1%)  
**PENALTY KILLING:** 2 - 8 (25.0%)

**POWER PLAY:** 6 - 8 (75%)  
**PENALTY KILLING:** 8 - 9 (88.9%)

# Florida Panthers

## CLUB INFORMATION

**Founded**.....1993-94  
**Home Arena**..... FLA Live Arena (19,256)  
**Stanley Cups**.....None  
**President & CEO**..... Matthew Caldwell  
**General Manager**..... Bill Zito  
**Head Coach**..... Paul Maurice  
**Assistant Coaches**..... Jamie Kompon, Sylvain LeFevbre, Tuomo Ruutu  
**Vice President of Communications**..... Adelyn Biedenbach  
 2023-24 Record..... 52-24-6 (110 points)  
 2023-24 Finish..... 1st, Atlantic Division  
 2022-23 Playoffs..... Stanley Cup Final (def. by VGK 4-1)

Amerant Bank Arena  
 1 Panther Parkway  
 Sunrise, FL 33323  
 954.835.7000  
 Fax: 954.835.7700  
 @FlaPanthers



## 2023-24 MEETINGS

Nov. 8 vs. FLA, L, 3-4  
 Feb. 8 at FLA, L, 2-4  
 Feb. 24 at FLA, L, 2-3 (OT)

## ALL-TIME SERIES HISTORY

YEAR	TOTALS									HOME									AWAY								
	GP	W	L	T	OT	PTS	GF	GA		GP	W	L	T	OT	PTS	GF	GA		GP	W	L	T	OT	PTS	GF	GA	
93-94	5	2	2	1	-	5	13	15		2	1	0	1	-	3	7	5		3	1	2	0	-	2	6	10	
94-95	4	2	1	1	-	5	9	9		2	2	0	0	-	4	6	2		2	0	1	1	-	1	3	7	
95-96	5	1	3	1	-	3	16	18		3	0	3	0	-	0	9	12		2	1	0	1	-	3	7	6	
96-97	5	2	1	2	-	6	13	11		2	0	0	2	-	2	4	4		3	2	1	0	-	4	9	7	
97-98	6	3	3	0	-	6	20	19		3	2	1	0	-	4	9	9		3	1	2	0	-	2	11	10	
98-99	5	3	1	1	-	7	15	7		3	1	1	1	-	3	8	7		2	2	0	0	-	4	7	0	
99-00	5	3	2	0	0	6	14	11		2	2	0	0	0	4	7	4		3	1	2	0	0	2	7	7	
00-01	5	4	1	0	0	8	14	10		3	3	0	0	0	6	10	4		2	1	1	0	0	2	4	6	
01-02	5	3	2	0	0	6	12	13		2	1	1	0	0	2	5	5		3	2	1	0	0	4	7	8	
02-03	5	4	0	1	0	9	20	5		3	3	0	0	0	6	17	3		2	1	0	1	0	3	3	2	
03-04	6	1	2	2	1	5	11	13		3	0	1	1	1	2	4	6		3	1	1	1	0	3	7	7	
05-06	8	1	5	-	2	4	15	24		4	0	2	-	2	2	8	14		4	1	3	-	0	2	7	10	
06-07	8	3	3	-	2	8	24	28		4	2	1	-	1	5	12	11		4	1	2	-	1	3	12	17	
07-08	8	4	3	-	1	9	20	16		4	2	1	-	1	5	12	9		4	2	2	-	0	4	8	7	
08-09	6	3	3	-	0	6	19	21		3	1	2	-	0	2	8	12		3	2	1	-	0	4	11	9	
09-10	6	6	0	-	0	12	32	15		3	3	0	-	0	6	17	7		3	3	0	-	0	6	15	8	
10-11	6	3	2	-	1	7	14	14		3	2	1	-	0	4	8	7		3	1	1	-	1	3	6	7	
11-12	6	4	2	-	0	8	19	12		3	3	0	-	0	6	11	2		3	1	2	-	0	2	7	10	
12-13	4	4	0	-	0	8	22	9		2	2	0	-	0	4	12	1		2	2	0	-	0	4	10	8	
13-14	3	2	0	-	1	5	9	8		1	1	0	-	0	2	2	2		2	1	0	-	1	3	7	6	
14-15	3	2	0	-	1	5	6	5		2	2	0	-	0	4	5	4		1	0	0	-	1	1	1	1	
15-16	3	1	2	-	0	2	5	10		1	0	1	-	0	0	2	5		2	1	1	-	0	2	3	5	
16-17	3	2	1	-	0	4	8	6		2	1	1	-	0	2	4	4		1	1	0	-	0	2	4	2	
17-18	3	1	2	-	0	2	7	9		1	0	1	-	0	0	1	4		2	1	1	-	0	2	6	5	
18-19	3	0	1	-	2	2	12	15		0	0	0	-	2	2	9	10		1	0	1	-	0	0	3	5	
19-20	2	2	0	-	0	4	9	7		1	1	0	-	0	2	4	3		1	1	0	-	0	2	5	4	
20-21	Teams did not meet in 2020-21																										
21-22	3	1	1	-	1	3	12	13		1	1	0	-	0	2	4	3		2	0	1	-	1	1	8	10	
22-23	3	0	3	-	0	0	7	15		2	0	2	-	0	0	5	10		1	0	1	-	0	0	2	5	
<b>23-24</b>	<b>3</b>	<b>0</b>	<b>1</b>	<b>-</b>	<b>2</b>	<b>2</b>	<b>7</b>	<b>11</b>		<b>1</b>	<b>0</b>	<b>0</b>	<b>-</b>	<b>1</b>	<b>1</b>	<b>3</b>	<b>4</b>		<b>2</b>	<b>0</b>	<b>1</b>	<b>-</b>	<b>1</b>	<b>1</b>	<b>4</b>	<b>7</b>	
<b>Totals</b>	<b>137</b>	<b>67</b>	<b>47</b>	<b>9</b>	<b>14</b>	<b>157</b>	<b>404</b>	<b>369</b>		<b>68</b>	<b>36</b>	<b>19</b>	<b>5</b>	<b>8</b>	<b>85</b>	<b>213</b>	<b>173</b>		<b>69</b>	<b>31</b>	<b>28</b>	<b>4</b>	<b>6</b>	<b>72</b>	<b>191</b>	<b>196</b>	

## SERIES INFORMATION

All-Time Series (W-L-T-OT)  
 Current Streak  
 Last Washington Win  
 Last Florida Win  
 Last Tie  
 Last Overtime Game  
 Overtime Record  
 Last 10 Games (W-L-OT)  
 Longest Unbeaten Streak  
 Longest Winning Streak  
 Longest Winless Streak  
 Longest Losing Streak  
 Washington Shutouts (Last)  
 Florida Shutouts (Last)  
 Last Washington Hat Trick  
 Last Florida Hat Trick  
 Most Washington Goals  
 Most Florida Goals

### Overall

WSH leads, 67-47-9-14  
 7 FLA wins (11/30/21-2/24/24)  
 11/26/21 (4-3)  
 2/24/24 (2-3 OT)  
 2/21/04 (2-2)  
 2/24/24 (L, 2-3 OT)  
 8-5-11  
 2-5-3  
 14 (2/7/12-10/31/15)  
 8 (2/7/12-11/2/13)  
 8 (3/2/04-3/22/06)  
 4 (3/2/04-12/18/05)  
 12 (2/9/13)  
 6 (4/9/17)  
 A. Ovechkin (11/26/21)  
 O. Jokinen (2/27/07)  
 12 (1/11/03)  
 7 (two times)

### at Washington

WSH leads, 36-19-5-8  
 3 FLA wins (2/16/23-11/8/23)  
 11/26/21 (4-3)  
 11/8/23 (3-4 OT)  
 2/21/04 (2-2)  
 11/8/23 (L, 3-4 OT)  
 3-2-6  
 3-4-3  
 10 (1/8/11-1/4/15)  
 10 (1/8/11-1/4/15)  
 7 (11/22/03-3/18/06)  
 5 (3/2/04-3/18/06)  
 7 (2/9/13)  
 5 (4/9/17)  
 A. Ovechkin (11/26/21)  
 O. Jokinen (2/27/07)  
 12 (1/11/03)  
 6 (two times)

### at Florida

WSH leads, 31-28-4-6  
 5 FLA wins (11/4/21-2/24/24)  
 11/7/19 (5-4 OT)  
 2/24/24 (2-3 OT)  
 12/17/03 (2-2)  
 2/24/24 (L, 2-3 OT)  
 5-3-5  
 3-5-2  
 4 (1/12/02-12/17/03)  
 4 (1/12/02-12/17/03)  
 5 (11/4/21-2/24/24)  
 4 (1/13/07-11/15/07)  
 5 (3/17/09)  
 1 (4/9/11)  
 A. Ovechkin (4/6/13)  
 S. Weiss (1/13/07)  
 7 (3/16/10)  
 7 (two times)

# Florida Panthers

## 2023-24 WASHINGTON CAPITALS VS. FLORIDA PANTHERS

CAPITALS LOST SEASON SERIES, 0-1-2 • FLORIDA 3-0-0

WASHINGTON	PANTHERS	CAPITALS	ATTEND	GOALTENDERS	W. GOAL
NOV. 8, 2023	4	3	16,104	SERGEI BOBROVSKY / DARCY KUEMPER	SAM REINHART

FLORIDA	PANTHERS	CAPITALS	ATTEND	GOALTENDERS	W. GOAL
FEB. 8, 2024	4	2	17,645	SERGEI BOBROVSKY / DARCY KUEMPER	RYAN LOMBERG
FEB. 24, 2024	3	2	19,887	ANTHONY STOLARZ / CHARLIE LINDGREN	GUSTAV FORSLING

CAPITALS	GP	G	A	P	+/-	PIM	PPG	SH	GW	EN	S	%
ANTHONY MANTHA	3	3	0	3	+1	7	0	0	0	0	3	100.0
CONNOR MCMICHAEL	3	1	2	3	-1	2	0	1	0	0	7	14.3
ALIAKSEI PROTAS	3	0	3	3	+3	0	0	0	0	0	4	0.0
RASMUS SANDIN	3	0	2	2	-1	0	0	0	0	0	7	0.0
SONNY MILANO	2	1	0	1	-2	0	1	0	0	0	1	100.0
TOM WILSON	3	1	0	1	-3	4	1	0	0	0	9	11.1
ALEX OVECHKIN	3	1	0	1	-4	0	1	0	0	0	9	11.1
MARTIN FEHERVARY	2	0	1	1	+0	2	0	0	0	0	2	0.0
DYLAN STROME	3	0	1	1	-3	0	0	0	0	0	4	0.0
MICHAEL SGARBOSSA	2	0	1	1	+1	0	0	0	0	0	0	--
JOHN CARLSON	3	0	1	1	-3	2	0	0	0	0	4	0.0
MAX PACIORETTY	2	0	1	1	-1	0	0	0	0	0	5	0.0
PIERRICK DUBE	1	0	0	0	+0	0	0	0	0	0	0	--
HENDRIX LAPIERRE	3	0	0	0	+0	0	0	0	0	0	0	--
ALEXANDER ALEXEYEV	2	0	0	0	-2	0	0	0	0	0	1	0.0
MATTHEW PHILLIPS	2	0	0	0	+0	0	0	0	0	0	1	0.0
HARDY HAMAN AKTELL	1	0	0	0	-1	0	0	0	0	0	0	--
BECK MALENSTYN	3	0	0	0	-1	2	0	0	0	0	5	0.0
ETHAN BEAR	1	0	0	0	+1	0	0	0	0	0	0	--
NICOLAS AUBE-KUBEL	1	0	0	0	-1	0	0	0	0	0	1	0.0
TREVOR VAN RIEMSDYK	1	0	0	0	-1	0	0	0	0	0	1	0.0
JOEL EDMUNDSON	2	0	0	0	+0	0	0	0	0	0	3	0.0
EVGENY KUZNETSOV	1	0	0	0	-3	0	0	0	0	0	3	0.0
NIC DOWD	1	0	0	0	+0	4	0	0	0	0	0	--
NICK JENSEN	3	0	0	0	+0	2	0	0	0	0	2	0.0
T.J. OSHIE	2	0	0	0	-2	2	0	0	0	0	3	0.0

GOALTENDERS	GP	MIN	GA	GAA	SO	W	L	OT	SA	SV%
DARCY KUEMPER	2	120	7	3.51	0	0	1	1	65	.892
CHARLIE LINDGREN	1	63	3	2.85	0	0	0	1	29	.897

**POWER PLAY:** 3 - 9 (33.3%)  
**PENALTY KILLING:** 7 - 9 (77.8%)

PANTHERS	GP	G	A	P	+/-	PIM	PPG	SH	GW	EN	S	%
MATTHEW TKACHUK	2	1	2	3	+0	2	0	0	0	0	4	25.0
SAM REINHART	3	2	1	3	+2	0	1	0	1	0	6	33.3
ALEKSANDER BARKOV	3	2	1	3	+2	2	1	0	0	0	6	33.3
GUSTAV FORSLING	3	1	2	3	+5	2	0	0	1	0	3	33.3
EVAN RODRIGUES	3	1	1	2	+3	4	0	0	0	0	4	25.0
OLIVER EKMAN-LARSSON	3	1	1	2	+2	2	0	0	0	0	5	20.0
BRANDON MONTOUR	3	0	2	2	+1	2	0	0	0	0	6	0.0
CARTER VERHAEGHE	3	0	2	2	+1	0	0	0	0	0	8	0.0
DMITRY KULIKOV	3	0	2	2	+2	0	0	0	0	0	4	0.0
EETU LUOSTARINEN	3	1	0	1	+0	0	0	0	0	0	6	16.7
RYAN LOMBERG	3	1	0	1	+1	0	0	0	1	0	2	50.0
NICK COUSINS	3	1	0	1	+0	5	0	0	0	0	5	20.0
ANTON LUNDELL	3	0	1	1	+0	0	0	0	0	0	2	0.0
SAM BENNETT	2	0	1	1	+2	0	0	0	0	0	6	0.0
JONAH GADJOVICH	2	0	0	0	+1	2	0	0	0	0	4	0.0
JOSH MAHURA	1	0	0	0	-2	0	0	0	0	0	1	0.0
WILLIAM LOCKWOOD	2	0	0	0	+0	2	0	0	0	0	2	0.0
STEVEN LORENTZ	2	0	0	0	+0	0	0	0	0	0	1	0.0
NIKO MIKKOLA	3	0	0	0	+1	2	0	0	0	0	1	0.0
KEVIN STENLUND	2	0	0	0	+1	0	0	0	0	0	6	0.0
AARON EKBLAD	2	0	0	0	+1	0	0	0	0	0	9	0.0
MIKE REILLY	1	0	0	0	-2	2	0	0	0	0	4	0.0

GOALTENDERS	GP	MIN	GA	GAA	SO	W	L	OT	SA	SV%
SERGEI BOBROVSKY	2	120	5	2.49	0	2	0	0	51	.902
ANTHONY STOLARZ	1	64	2	1.88	0	1	0	0	24	.917

**POWER PLAY:** 2 - 9 (22.2%)  
**PENALTY KILLING:** 6 - 9 (66.6%)



# Los Angeles Kings

## 2023-24 WASHINGTON CAPITALS VS. LOS ANGELES KINGS

CAPITALS WON SEASON SERIES, 2-0-0 • LOS ANGELES 0-2-0

<b>WASHINGTON</b> JAN. 7, 2024	<b>KINGS</b> 3	<b>CAPITALS</b> 4	<b>ATTEND</b> 18,573	<b>GOALTENDERS</b> DARCY KUEMPER / CAM TALBOT	<b>W. GOAL</b> JOHN CARLSON
<b>LOS ANGELES</b> NOV. 29, 2023	<b>KINGS</b> 1	<b>CAPITALS</b> 2	<b>ATTEND</b> 18,145	<b>GOALTENDERS</b> CHARLIE LINDGREN / CAM TALBOT	<b>W. GOAL</b> CONNOR MCMICHAEL

CAPITALS													KINGS												
GP	G	A	P	+/-	PIM	PPG	SH	GW	EN	S	%	GP	G	A	P	+/-	PIM	PPG	SH	GW	EN	S	%		
NICOLAS AUBE-KUBEL	2	1	2	3	+3	0	0	0	0	1	100.0	KEVIN FIALA	2	2	0	2	+0	0	1	0	0	9	22.2		
CONNOR MCMICHAEL	2	1	1	2	+1	2	0	0	1	0	16.7	ARTHUR KALIYEV	2	1	0	1	+0	0	0	0	0	8	12.5		
ANTHONY MANTHA	2	1	1	2	+1	0	0	0	0	0	16.7	ADRIAN KEMPE	2	1	0	1	-2	0	1	0	0	11	9.1		
NIC DOWD	2	1	1	2	+3	2	0	0	0	0	33.3	QUINTON BYFIELD	2	0	1	1	-1	0	0	0	0	6	0.0		
JOHN CARLSON	2	1	1	2	+4	2	0	0	1	0	20.0	JORDAN SPENCE	1	0	1	1	0	0	0	0	0	0	--		
ALIAKSEI PROTAS	2	0	2	2	+1	0	0	0	0	0	0.0	MIKEY ANDERSON	2	0	1	1	+1	0	0	0	0	0	8.0		
DYLAN STROME	2	1	0	1	+1	2	0	0	0	0	33.3	ANDREAS ENGLUND	2	0	1	1	-2	0	0	0	0	0	--		
BECK MALENSTYN	2	0	1	1	+3	0	0	0	0	0	0.0	PHILLIP DANAULT	2	0	1	1	+0	0	0	0	0	0	4.0		
MAX PACIORETTY	1	0	1	1	+1	0	0	0	0	0	0.0	DREW DOUGHTY	2	0	1	1	+1	0	0	0	0	0	7.0		
ALEX OVECHKIN	2	0	1	1	+0	0	0	0	0	0	0.0	ANZE KOPITAR	2	0	1	1	-1	0	0	0	0	0	4.0		
HENDRIX LAPIERRE	1	0	0	0	+0	0	0	0	0	0	--	BRANDT CLARKE	1	0	0	0	-1	0	0	0	0	0	1.0		
RASMUS SANDIN	1	0	0	0	-1	0	0	0	0	0	0.0	ALEX LAFERRIERE	2	0	0	0	-3	0	0	0	0	0	3.0		
MARTIN FEHERVARY	2	0	0	0	+2	0	0	0	0	0	0.0	BLAKE LIZOTTE	1	0	0	0	+0	0	0	0	0	0	3.0		
MATTHEW PHILLIPS	1	0	0	0	+0	0	0	0	0	0	--	JARET ANDERSON-DOLAN	1	0	0	0	+0	0	0	0	0	0	--		
ETHAN BEAR	1	0	0	0	-1	2	0	0	0	0	0.0	TREVOR MOORE	2	0	0	0	-1	0	0	0	0	0	4.0		
SONNY MILANO	1	0	0	0	+0	0	0	0	0	0	--	PIERRE-LUC DUBOIS	2	0	0	0	-3	0	0	0	0	0	1.0		
TREVOR VAN RIEMSDYK	2	0	0	0	+0	0	0	0	0	0	0.0	CARL GRUNDSTROM	2	0	0	0	-1	0	0	0	0	0	4.0		
TOM WILSON	2	0	0	0	-1	0	0	0	0	0	0.0	MATT ROY	2	0	0	0	-4	0	0	0	0	0	4.0		
JOEL EDMUNDSON	2	0	0	0	+2	2	0	0	0	0	0.0	VLADISLAV GAVRIKOV	2	0	0	0	-3	2	0	0	0	0	2.0		
EVGENY KUZNETSOV	2	0	0	0	-1	0	0	0	0	0	--	TREVOR LEWIS	2	0	0	0	+0	0	0	0	0	0	1.0		
NICK JENSEN	2	0	0	0	+2	0	0	0	0	0	0.0														

GOALTENDERS											GOALTENDERS										
GP	MIN	GA	GAA	SO	W	L	OT	SA	SV%	GP	MIN	GA	GAA	SO	W	L	OT	SA	SV%		
DARCY KUEMPER	1	60	3	3.00	0	1	0	0	41	.927	CAM TALBOT	2	117	6	3.09	0	0	2	0	49	.878
CHARLIE LINDGREN	1	60	1	1.00	0	1	0	0	39	.974											

**POWER PLAY:** 0 - 1 (0.0%)  
**PENALTY KILLING:** 4 - 6 (66.7%)

**POWER PLAY:** 2 - 6 (33.3%)  
**PENALTY KILLING:** 1 - 1 (100%)

# Nashville Predators

## CLUB INFORMATION

**Founded**.....1998-99  
**Home Arena**.....**Bridgestone Arena (17,159)**  
**Stanley Cups**.....**None**  
**General Manager**.....**Barry Trotz**  
**Head Coach**.....**Andrew Brunette**  
**Assistant Coach**.....**Dan Hinote, Derek MacKenzie, Todd Richards**  
**Director of Communications**.....**Kevin Wilson**  
 2023-24 Record.....47-30-5 (99 points)  
 2023-24 Finish.....4th, Central Division  
 2022-23 Playoffs.....DNQ

Bridgestone Arena  
 501 Broadway  
 Nashville, TN 37203  
 615.770.2000  
 Fax: 615.770.2309  
 @PredsNHL



## 2023-24 MEETINGS

Dec. 16 at NSH, L, 2-3 (SO)  
 Dec. 30 vs. NSH, L, 1-3

## ALL-TIME SERIES HISTORY

YEAR	TOTALS									HOME									AWAY								
	GP	W	L	T	OT	PTS	GF	GA		GP	W	L	T	OT	PTS	GF	GA		GP	W	L	T	OT	PTS	GF	GA	
98-99	2	0	2	0	-	0	3	6		1	0	1	0	-	0	2	3		1	0	1	0	-	0	1	3	
99-00	2	2	0	0	0	4	5	2		1	1	0	0	0	2	1	0		1	1	0	0	0	2	4	2	
00-01	2	1	1	0	0	2	3	4		1	1	0	0	0	2	2	1		1	0	1	0	0	0	1	3	
01-02	1	0	0	1	0	1	3	3		0	0	0	0	0	0	0	0		1	0	0	1	0	1	3	3	
02-03	1	1	0	0	0	2	5	4		1	1	0	0	0	2	5	4		0	0	0	0	0	0	0	0	0
03-04	1	0	1	0	0	0	2	5		0	0	0	0	0	0	0	0		1	0	1	0	0	0	2	5	
05-06	1	0	1	-	0	0	2	5		1	0	1	-	0	0	2	5		0	0	0	-	0	0	0	0	0
06-07	Teams did not meet in 2006-07																										
07-08	1	1	0	-	0	2	4	2		0	0	0	-	0	0	0	0		1	1	0	-	0	2	4	2	
08-09	2	2	0	-	0	4	5	4		1	1	0	-	0	2	3	3		1	1	0	-	0	2	2	1	
09-10	1	1	0	-	0	2	2	2		1	1	0	-	0	2	2	2		0	0	0	-	0	0	0	0	0
10-11	1	1	0	-	0	2	3	2		0	0	0	-	0	0	0	0		1	1	0	-	0	2	3	2	
11-12	2	1	1	-	0	2	5	4		1	1	0	-	0	2	4	1		1	0	1	-	0	0	1	3	
12-13	Teams did not meet in 2012-13																										
13-14	2	1	0	-	1	3	8	5		1	1	0	-	0	2	5	2		1	0	0	-	1	1	3	3	
14-15	2	0	2	-	0	0	6	8		1	0	1	-	0	0	3	4		1	0	1	-	0	0	3	4	
15-16	2	2	0	-	0	4	9	4		1	1	0	-	0	2	4	1		1	1	0	-	0	2	5	3	
16-17	2	0	1	-	1	1	3	7		1	0	0	-	1	1	1	2		1	0	1	-	0	0	2	5	
17-18	2	0	2	-	0	0	6	10		1	0	1	-	0	0	3	4		1	0	1	-	0	0	3	6	
18-19	2	0	2	-	0	0	5	13		1	0	1	-	0	0	3	6		1	0	1	-	0	0	2	7	
19-20	2	0	2	-	0	0	9	11		1	0	1	-	0	0	4	5		1	0	1	-	0	0	5	6	
20-21	Teams did not meet in 2020-21																										
21-22	2	2	0	-	0	4	9	4		1	1	0	-	0	2	5	3		1	1	0	-	0	2	4	1	
22-23	2	1	1	-	0	2	5	3		1	0	1	-	0	0	2	3		1	1	0	-	0	2	3	0	
<b>23-24</b>	<b>2</b>	<b>0</b>	<b>1</b>	<b>-</b>	<b>1</b>	<b>1</b>	<b>3</b>	<b>5</b>		<b>1</b>	<b>0</b>	<b>0</b>	<b>-</b>	<b>1</b>	<b>1</b>	<b>2</b>	<b>2</b>		<b>1</b>	<b>0</b>	<b>1</b>	<b>-</b>	<b>0</b>	<b>0</b>	<b>1</b>	<b>3</b>	
<b>Totals</b>	<b>37</b>	<b>16</b>	<b>17</b>	<b>1</b>	<b>3</b>	<b>36</b>	<b>105</b>	<b>113</b>		<b>18</b>	<b>9</b>	<b>7</b>	<b>0</b>	<b>2</b>	<b>20</b>	<b>53</b>	<b>51</b>		<b>19</b>	<b>7</b>	<b>10</b>	<b>1</b>	<b>1</b>	<b>16</b>	<b>52</b>	<b>62</b>	

## SERIES INFORMATION

All-Time Series (W-L-T-OT)  
 Current Streak  
 Last Washington Win  
 Last Nashville Win  
 Last Tie  
 Last Overtime Game  
 Overtime Record  
 Last 10 Games (W-L-T-OT)  
 Longest Unbeaten Streak  
 Longest Winning Streak  
 Longest Winless Streak  
 Longest Losing Streak  
 Washington Shutouts (Last)  
 Nashville Shutouts (Last)  
 Last Washington Hat Trick  
 Last Nashville Hat Trick  
 Most Washington Goals  
 Most Nashville Goals

### Overall

WSH tied 16-17-1-3  
 3 NSH wins (1/6/23-12/30/23)  
 10/29/22 (3-0)  
 12/30/23 (2-3 SO)  
 2/8/02 (3-3)  
 12/30/23 (L, 2-3 SO)  
 4-2-2  
 3-6-1  
 5 (3/18/08-10/16/10)  
 5 (3/18/08-10/16/10)  
 8 (2/25/17-1/29/20)  
 6 (11/14/17-1/29/20)  
 2 (10/29/22)  
 None  
 None  
 V. Arvidsson (1/15/19)  
 5 (five times)  
 7 (1/15/19)

### at Washington

WSH leads, 9-7-0-2  
 2 NSH wins (1/6/23-12/30/23)  
 12/29/21 (5-3)  
 12/30/23 (2-3 SO)  
 None  
 12/30/23 (L, 2-3 SO)  
 2-1-1  
 3-5-2  
 4 (10/28/08-12/7/13)  
 4 (10/28/08-12/7/13)  
 4 (3/16/2017-1/29/20)  
 3 (4/5/18-1/29/20)  
 1 (11/26/99)  
 None  
 None  
 None  
 5 (three times)  
 6 (12/31/18)

### at Nashville

WSH trails, 7-10-1-1  
 1 NSH win (12/16/23)  
 10/29/22 (3-0)  
 12/16/23 (1-3)  
 2/8/02 (3-3)  
 3/30/14 (L, 3-4 SO)  
 2-1-1  
 3-6-1  
 3 (3/18/08-10/16/10)  
 3 (3/18/08-10/16/10)  
 4 (2/25/17-10/10/19)  
 4 (2/25/17-10/10/19)  
 1 (10/29/22)  
 None  
 None  
 V. Arvidsson (1/15/19)  
 5 (two times)  
 7 (1/15/19)

# Nashville Predators

## 2023-24 WASHINGTON CAPITALS VS. NASHVILLE PREDATORS

CAPITALS LOST SEASON SERIES 0-1-1 • NASHVILLE 2-0-0

<b>WASHINGTON</b>	<b>PREDATORS</b>	<b>CAPITALS</b>	<b>ATTEND</b>	<b>GOALTENDERS</b>	<b>W. GOAL</b>
DEC. 30, 2023	3	2	18,573	YAROSLAV ASKAROV / HUNTER SHEPARD	GUSTAV NYQUIST

<b>NASHVILLE</b>	<b>PREDATORS</b>	<b>CAPITALS</b>	<b>ATTEND</b>	<b>GOALTENDERS</b>	<b>W. GOAL</b>
DEC. 16, 2023	3	1	17,267	JUUSE SAROS / CHARLIE LINDGREN	YAKOV TRENIN

CAPITALS														PREDATORS													
GP	G	A	P	+/-	PIM	PP	SH	GW	EN	S	%	GP	G	A	P	+/-	PIM	PP	SH	GW	EN	S	%				
ALEX OVECHKIN	2	1	1	2	-1	4	0	0	0	0	8	12.5	ROMAN JOSI	2	1	1	2	+2	0	1	0	0	0	5	20.0		
DYLAN STROME	2	0	2	2	-1	2	0	0	0	0	3	0.0	LUKE EVANGELISTA	2	1	0	1	+0	2	0	0	0	0	8	12.5		
BECK MALENSTYN	2	1	0	1	+1	0	0	0	0	0	3	33.3	PHILIP TOMASINO	2	1	0	1	+2	0	0	0	1	0	1	100.0		
T.J. OSHIE	1	1	0	1	-2	0	1	0	0	0	3	33.3	YAKOV TRENIN	2	1	0	1	+0	0	0	0	0	0	3	33.3		
ALIAKSEI PROTAS	2	0	1	1	+1	0	0	0	0	0	4	0.0	COLTON SISSONS	2	1	0	1	+0	0	1	0	0	0	1	100.0		
TREVOR VAN RIEMSDYK	2	0	1	1	+1	2	0	0	0	0	1	0.0	COLE SMITH	2	0	1	1	+2	2	0	0	0	0	3	0.0		
NIC DOWD	2	0	1	1	+1	0	0	0	0	0	2	0.0	DANTE FABBRO	1	0	1	1	+1	0	0	0	0	0	1	0.0		
HENDRIX LAPIERRE	1	0	0	0	+0	0	0	0	0	0	0	--	ALEXANDRE CARRIER	2	0	1	1	+0	2	0	0	0	0	2	0.0		
CONNOR MCMICHAEL	2	0	0	0	+0	2	0	0	0	0	4	0.0	TOMMY NOVAK	2	0	1	1	+1	0	0	0	0	0	4	0.0		
JOE SNIVELY	1	0	0	0	+0	0	0	0	0	0	0	--	MICHAEL MCCARRON	2	0	1	1	+1	7	0	0	0	0	5	0.0		
RASMUS SANDIN	2	0	0	0	+0	0	0	0	0	0	3	0.0	FILIP FORSBERG	2	0	1	1	-1	0	0	0	0	0	9	0.0		
MARTIN FEHERVARY	1	0	0	0	+0	0	0	0	0	0	2	0.0	RYAN O'REILLY	2	0	1	1	-1	0	0	0	0	0	4	0.0		
MATTHEW PHILLIPS	1	0	0	0	+0	0	0	0	0	0	0	--	GUSTAV NYQUIST	2	0	1	1	-1	0	0	0	0	0	0	--		
ETHAN BEAR	1	0	0	0	+1	0	0	0	0	0	2	0.0	JUUSO PARSSINEN	2	0	0	0	+0	0	0	0	0	0	1	0.0		
NICOLAS AUBE-KUBEL	2	0	0	0	+1	0	0	0	0	0	0	--	KIEFER SHERWOOD	1	0	0	0	+0	0	0	0	0	0	4	0.0		
ANTHONY MANTHA	2	0	0	0	+0	0	0	0	0	0	0	--	CODY GLASS	1	0	0	0	+0	2	0	0	0	0	0	--		
TOM WILSON	2	0	0	0	-1	5	0	0	0	0	5	0.0	JEREMY LAUZON	2	0	0	0	+0	2	0	0	0	0	3	0.0		
JOEL EDMUNDSON	2	0	0	0	-2	2	0	0	0	0	2	0.0	TYSON BARRIE	1	0	0	0	+0	0	0	0	0	0	0	--		
EVGENY KUZNETSOV	2	0	0	0	-1	0	0	0	0	0	4	0.0	LUKE SCHENN	2	0	0	0	-1	2	0	0	0	0	2	0.0		
NICK JENSEN	2	0	0	0	-3	0	0	0	0	0	1	0.0	RYAN MCDONAGH	2	0	0	0	+0	2	0	0	0	0	3	0.0		
JOHN CARLSON	2	0	0	0	+0	0	0	0	0	0	4	0.0															

GOALTENDER											GOALTENDER										
GP	MIN	GA	GAA	SO	W	L	OT	SA	SV%	GP	MIN	GA	GAA	SO	W	L	OT	SA	SV%		
HUNTER SHEPARD	1	65	2	1.85	0	0	0	1	36	.944	JUUSE SAROS	1	60	1	1.00	0	1	0	0	22	.955
CHARLIE LINDGREN	1	58	3	3.12	0	0	1	0	23	.870	YAROSLAV ASKAROV	1	65	2	1.85	0	1	0	0	29	.931

POWER PLAY: 1 - 7 (14.3%)

PENALTY KILLING: 3 - 5 (60.0%)

POWER PLAY: 2 - 5 (40.0%)

PENALTY KILLING: 7 - 8 (85.7%)





# New York Islanders

## 2023-24 WASHINGTON CAPITALS VS. NEW YORK ISLANDERS

CAPITALS LOST SEASON SERIES 2-2-0 • NEW YORK 2-1-1

WASHINGTON	ISLANDERS	CAPITALS	ATTEND	GOALTENDERS	W. GOAL
NOV. 2, 2023	3	0	16,209	SEMYON VARLAMOV / DARCY KUEMPER	RYAN PULOCK
DEC. 20, 2023	2	3	18,573	DARCY KUEMPER / SEMYON VARLAMOV	DYLAN STROME
NEW YORK	ISLANDERS	CAPITALS	ATTEND	GOALTENDERS	W. GOAL
NOV. 11, 2023	1	4	16,519	HUNTER SHEPARD / SEMYON VARLAMOV	NIC DOWD
DEC. 29, 2023	5	1	17,255	ILYA SOROKIN / DARCY KUEMPER	NOAH DOBSON

CAPITALS	GP	G	A	P	+/-	PIM	PP	SH	GW	EN	S	%	ISLANDERS	GP	G	A	P	+/-	PIM	PP	SH	GW	EN	S	%
ALEX OVECHKIN	4	2	1	3	-4	0	0	0	0	1	14	14.3	JEAN-GABRIEL PAGEAU	4	2	3	5	+2	0	0	0	0	10	20.0	
HENDRIX LAPIERRE	3	1	1	2	+0	0	0	0	0	0	6	16.7	JULIEN GAUTHIER	1	2	1	3	+4	0	0	0	0	2	100.0	
ALIAKSEI PROTAS	4	1	1	2	+3	2	0	0	0	0	6	16.7	BO HORVAT	4	0	3	3	+2	0	0	0	0	9	0.0	
NICOLAS AUBE-KUBEL	3	1	1	2	+2	2	0	0	0	0	8	12.5	SIMON HOLMSTROM	4	1	1	2	+3	0	0	0	0	4	25.0	
RASMUS SANDIN	4	0	2	2	-2	4	0	0	0	0	6	0.0	ALEXANDER ROMANOV	4	1	1	2	+6	0	0	0	0	11	9.1	
JOHN CARLSON	4	0	2	2	-1	0	0	0	0	0	9	0.0	HUDSON FASCHING	4	1	1	2	+2	0	0	0	0	2	50.0	
DYLAN STROME	4	1	0	1	-8	0	1	0	1	0	9	11.1	BROCK NELSON	4	1	1	2	-2	2	0	0	0	9	11.1	
JOEL EDMUNDSON	2	1	0	1	-1	0	0	0	0	0	5	20.0	NOAH DOBSON	4	1	0	1	+4	4	0	0	1	10	10.0	
NIC DOWD	3	1	0	1	+1	0	0	0	1	0	6	16.7	RYAN PULOCK	2	1	0	1	+0	0	0	0	1	0	6	16.7
CONNOR MCMICHAEL	3	0	1	1	+0	2	0	0	0	0	7	0.0	ANDERS LEE	4	1	0	1	+1	0	0	0	0	8	12.5	
MATTHEW PHILLIPS	4	0	1	1	+0	0	0	0	0	0	1	0.0	SAMUEL BOLDUC	3	0	1	1	+2	0	0	0	0	5	0.0	
BECK MALENSTYN	4	0	1	1	+0	2	0	0	0	0	6	0.0	MATHEW BARZAL	4	0	1	1	+1	2	0	0	0	8	0.0	
ANTHONY MANTHA	3	0	1	1	+0	2	0	0	0	0	7	0.0	PIERRE ENGVALL	4	0	1	1	-1	2	0	0	0	9	0.0	
EVGENY KUZNETSOV	4	0	1	1	+0	0	0	0	0	0	7	0.0	SCOTT MAYFIELD	2	0	1	1	+1	0	0	0	0	5	0.0	
NICK JENSEN	4	0	1	1	-2	2	0	0	0	0	5	0.0	KYLE PALMIERI	4	0	1	1	-3	2	0	0	0	5	0.0	
IVAN MIROSHNICHENKO	1	0	0	0	+0	0	0	0	0	0	2	0.0	CAL CLUTTERBUCK	4	0	1	1	+1	0	0	0	0	0	0	--
ALEXANDER ALEXEYEV	1	0	0	0	+0	2	0	0	0	0	0	--	OLIVER WAHLSTROM	1	0	0	0	+0	0	0	0	0	1	0.0	
MARTIN FEHERVARY	3	0	0	0	-2	0	0	0	0	0	1	0.0	SEBASTIAN AHO	4	0	0	0	-3	4	0	0	0	6	0.0	
HARDY HAMAN AKTELL	2	0	0	0	-1	0	0	0	0	0	1	0.0	ADAM PELECH	1	0	0	0	+0	2	0	0	0	0	0	--
LUCAS JOHANSEN	1	0	0	0	+2	0	0	0	0	0	1	0.0	MIKE REILLY	2	0	0	0	-2	0	0	0	0	3	0.0	
SONNY MILANO	2	0	0	0	+0	0	0	0	0	0	3	0.0	CASEY CIZIKAS	3	0	0	0	+1	0	0	0	0	4	0.0	
TREVOR VAN RIEMSDYK	3	0	0	0	-1	0	0	0	0	0	5	0.0	MATT MARTIN	3	0	0	0	-1	0	0	0	0	2	0.0	
TOM WILSON	4	0	0	0	-5	0	0	0	0	0	7	0.0	ROBERT BORTUZZO	2	0	0	0	+1	0	0	0	0	3	0.0	
T.J. OSHIE	2	0	0	0	-1	0	0	0	0	0	1	0.0													

GOALTENDER	GP	MIN	GA	GAA	SO	W	L	OT	SA	SV%	GOALTENDER	GP	MIN	GA	GAA	SO	W	L	OT	SA	SV%			
HUNTER SHEPARD	1	60	1	1.00	0	1	0	0	37	.973	SEMYON VARLAMOV	3	178	6	2.02	1	1	1	1	95	.937			
DARCY KUEMPER	3	173	10	3.47	0	1	2	0	82	.878	ILYA SOROKIN	1	60	1	1.00	0	1	0	0	27	.963			
CHARLIE LINDGREN	1	7	0	0.00	0	0	0	0	3	1.00														

POWER PLAY: 1 - 9 (11.1%)

PENALTY KILLING: 9 - 9 (100%)

POWER PLAY: 0 - 9 (0%)

PENALTY KILLING: 8 - 9 (88.9%)



# New York Rangers

## 2023-24 WASHINGTON CAPITALS VS. NEW YORK RANGERS

CAPITALS TIED SEASON SERIES, 2-2-0 - NY RANGERS 2-2-0

WASHINGTON	RANGERS	CAPITALS	ATTEND	GOALTENDERS	W. GOAL
DEC. 9, 2023	0	4	18,573	CHARLIE LINDGREN / IGOR SHESTERKIN	SONNY MILANO
JAN. 13, 2024	2	3	18,573	CHARLIE LINDGREN / JONATHAN QUICK	T.J. OSHIE
NEW YORK	RANGERS	CAPITALS	ATTEND	GOALTENDERS	W. GOAL
DEC. 27, 2023	5	1	18,006	IGOR SHESTERKIN / DARCY KUEMPER	ARTEMI PANARIN
JAN. 14, 2024	2	1	18,006	IGOR SHESTERKIN / CHARLIE LINDGREN	ALEXIS LAFRENIÈRE

CAPITALS	GP	G	A	P	+/-	PIM	PP	SH	GW	EN	S	%	RANGERS	GP	G	A	P	+/-	PIM	PP	SH	GW	EN	S	%
ANTHONY MANTHA	4	3	0	3	+2	0	0	0	0	0	12	25.0	K'ANDRE MILLER	4	2	1	3	-2	0	0	0	0	0	6	33.3
T.J. OSHIE	3	2	0	2	+3	2	0	0	1	0	15	13.3	ADAM FOX	4	2	1	3	+1	0	0	0	0	0	12	16.7
RASMUS SANDIN	2	0	2	2	+0	2	0	0	0	0	2	0.0	ARTEMI PANARIN	4	2	1	3	+1	0	1	0	1	0	9	22.2
DYLAN STROME	4	0	2	2	+2	2	0	0	0	0	5	0.0	ALEXIS LAFRENIÈRE	4	2	0	2	+0	2	0	0	1	0	14	14.3
EVGENY KUZNETSOV	4	0	2	2	+0	0	0	0	0	0	5	0.0	BRADEN SCHNEIDER	4	1	1	2	+2	2	0	0	0	0	3	33.3
JOHN CARLSON	4	0	2	2	+0	4	0	0	0	0	8	0.0	MIKA ZIBANEJAD	4	0	2	2	+0	0	0	0	0	0	11	0.0
NICOLAS AUBE-KUBEL	4	1	0	1	+0	5	0	0	0	0	9	11.1	VINCENT TROCHECK	4	0	2	2	+0	2	0	0	0	0	8	0.0
SONNY MILANO	1	1	0	1	+1	0	0	0	1	0	1	100.0	CHRIS KREIDER	4	0	2	2	+0	4	0	0	0	0	9	0.0
TOM WILSON	4	1	0	1	-1	2	0	0	0	0	4	25.0	WILL CUYLLE	4	0	1	1	+0	0	0	0	0	0	4	0.0
NIC DOWD	4	1	0	1	+1	6	0	0	0	0	2	50.0	RYAN LINDGREN	4	0	1	1	+3	6	0	0	0	0	3	0.0
ALIAKSEI PROTAS	4	0	1	1	-2	0	0	0	0	0	2	0.0	JIMMY VESEY	4	0	1	1	+1	7	0	0	0	0	10	0.0
CONNOR MCMICHAEL	4	0	1	1	+0	2	0	0	0	0	4	0.0	JACOB TROUBA	4	0	1	1	-5	0	0	0	0	0	5	0.0
MARTIN FEHERVARY	4	0	1	1	+3	4	0	0	0	0	1	0.0	BLAKE WHEELER	4	0	1	1	+1	2	0	0	0	0	5	0.0
BECK MALENSTYN	4	0	1	1	+0	0	0	0	0	0	2	0.0	KAAPO KAKKO	1	0	0	0	+0	0	0	0	0	0	2	0.0
JOEL EDMUNDSON	4	0	1	1	+1	2	0	0	0	0	4	0.0	JONNY BRODZINSKI	4	0	0	0	-2	2	0	0	0	0	6	0.0
MAX PACIORETTY	2	0	1	1	+3	2	0	0	0	0	3	0.0	ANTON BLIDH	1	0	0	0	-1	2	0	0	0	0	1	0.0
IVAN MIROSHNICHENKO	1	0	0	0	-2	2	0	0	0	0	2	0.0	ERIK GUSTAFSSON	4	0	0	0	-1	0	0	0	0	0	4	0.0
HENDRIX LAPIERRE	3	0	0	0	-3	0	0	0	0	0	1	0.0	BARCLAY GOODROW	3	0	0	0	-1	2	0	0	0	0	1	0.0
ETHAN BEAR	2	0	0	0	-1	0	0	0	0	0	4	0.0	TYLER PITLICK	2	0	0	0	+0	0	0	0	0	0	4	0.0
TREVOR VAN RIEMSDYK	4	0	0	0	-3	0	0	0	0	0	1	0.0	RILEY NASH	1	0	0	0	+0	0	0	0	0	0	1	0.0
NICK JENSEN	4	0	0	0	+1	0	0	0	0	0	7	0.0	NICK BONINO	4	0	0	0	-2	0	0	0	0	0	2	0.0
ALEX OVECHKIN	2	0	0	0	+0	0	0	0	0	0	8	0.0													

GOALTENDER	GP	MIN	GA	GAA	SO	W	L	OT	SA	SV%	GOALTENDER	GP	MIN	GA	GAA	SO	W	L	OT	SA	SV%
CHARLIE LINDGREN	3	178	4	1.35	1	2	1	0	89	.955	IGOR SHESTERKIN	3	180	6	2.00	0	2	1	0	81	.926
DARCY KUEMPER	1	60	5	5.00	0	0	1	0	31	.839	JONATHAN QUICK	1	58	3	3.12	0	0	1	0	21	.857

POWER PLAY: 0 - 10 (0.0%)

PENALTY KILLING: 11 - 12 (91.7%)

POWER PLAY: 1 - 12 (8.3%)

PENALTY KILLING: 10 - 10 (100.0%)

# Tampa Bay Lightning

## CLUB INFORMATION

**Founded** ..... 1992-93  
**Home Arena** ..... Amalie Arena (19,092)  
**Stanley Cups** ..... 3 (2004, 2020, 2021)  
**Vice President & General Manager, Alternate Governor** ..... Julien BriseBois  
**Head Coach** ..... Jon Cooper  
**Assistant Coaches** ..... Jeff Blashill, Jeff Halpern, Rob Zettler  
**Vice President of Communications & Content** ..... Brian Breseman  
 2023-24 Record ..... 45-29-8 (98 points)  
 2023-24 Finish ..... 4th, Atlantic Division  
 2022-23 Playoffs ..... E. Conference First Round (def. by TOR, 4-2)

Amalie Arena  
 401 Channelside Drive  
 Tampa, FL 33602  
 813.301.6500  
 Fax: 813.301.1480  
 @TBLightning



## 2023-24 MEETINGS

Dec. 23 vs. TBL, L, 1-2 (SO)  
 Feb. 22 at TBL, W, 5-3  
 April 13 vs. TBL, W, 4-2

## ALL-TIME SERIES HISTORY

YEAR	TOTALS									HOME									AWAY								
	GP	W	L	T	OT	PTS	GF	GA		GP	W	L	T	OT	PTS	GF	GA	GP	W	L	T	OT	PTS	GF	GA		
92-93	2	1	0	1	-	3	7	5		1	0	0	1	-	1	2	2	1	1	0	0	-	2	5	3		
93-94	5	3	1	1	-	7	21	13		3	1	1	1	-	3	14	12	2	2	0	0	-	4	7	1		
94-95	4	3	0	1	-	7	11	4		2	1	0	1	-	3	4	2	2	2	0	0	-	4	7	2		
95-96	6	2	2	2	-	6	11	9		3	1	1	1	-	3	4	3	3	1	1	1	-	3	7	6		
96-97	5	4	1	0	-	8	17	12		2	2	0	0	-	4	11	6	3	2	1	0	-	4	6	6		
97-98	5	2	3	0	-	4	15	16		3	1	2	0	-	2	10	9	2	1	1	0	-	2	5	7		
98-99	5	3	2	0	-	6	27	13		2	1	1	0	-	2	12	6	3	2	1	0	-	4	15	7		
99-00	5	5	0	0	0	10	25	10		3	3	0	0	0	6	15	5	2	2	0	0	0	4	10	5		
00-01	5	4	1	0	0	8	16	11		2	2	0	0	0	4	6	2	3	2	1	0	0	4	10	9		
01-02	5	4	0	1	0	9	15	7		3	3	0	0	0	6	10	4	2	1	0	1	0	3	5	3		
02-03	5	3	2	0	0	6	14	9		2	2	0	0	0	4	6	2	3	1	2	0	0	2	8	7		
03-04	6	2	4	0	0	4	15	21		3	1	2	0	0	2	7	12	3	1	2	0	0	2	8	9		
05-06	8	4	2	-	2	10	19	23		4	3	0	-	1	7	10	9	4	1	2	-	1	3	9	14		
06-07	8	2	4	-	2	6	32	30		4	1	2	-	1	3	19	15	4	1	2	-	1	3	13	15		
07-08	8	6	2	-	0	12	26	23		4	3	1	-	0	6	14	11	4	3	1	-	0	6	12	12		
08-09	6	6	0	-	0	12	30	14		3	3	0	-	0	6	16	9	3	3	0	-	0	6	14	5		
09-10	6	4	2	-	0	8	20	17		3	2	1	-	0	4	10	9	3	2	1	-	0	4	10	8		
10-11	6	4	1	-	1	9	18	10		3	2	0	-	1	5	12	4	3	2	1	-	0	4	6	6		
11-12	6	3	2	-	1	7	18	20		3	3	0	-	0	6	12	10	3	0	2	-	1	1	6	10		
12-13	4	3	1	-	0	6	17	16		2	2	0	-	0	4	10	7	2	1	1	-	0	2	7	9		
13-14	3	2	0	-	1	5	9	8		2	1	0	-	1	3	5	5	1	1	0	-	0	2	4	3		
14-15	3	2	1	-	0	4	12	9		1	1	0	-	0	2	4	2	2	1	1	-	0	2	8	7		
15-16	3	3	0	-	0	6	11	6		2	2	0	-	0	4	9	5	1	1	0	-	0	2	2	1		
16-17	3	2	0	-	1	5	10	5		1	1	0	-	0	2	4	0	2	1	0	-	1	3	6	5		
17-18	3	1	1	-	1	3	8	9		2	1	1	-	0	2	5	5	1	0	0	-	1	1	3	4		
18-19	3	1	1	-	1	3	13	14		1	0	0	-	1	1	4	5	2	1	1	-	0	2	9	9		
19-20	3	3	0	-	0	6	12	6		2	2	0	-	0	4	7	4	1	1	0	-	0	2	5	2		
20-21	Teams did not meet in 2020-21																										
21-22	3	1	1	-	1	3	7	8		2	1	0	-	1	3	5	5	1	0	1	-	0	0	2	3		
22-23	3	1	2	-	0	2	9	12		1	1	0	-	0	2	5	1	2	0	2	-	0	0	4	11		
<b>23-24</b>	<b>3</b>	<b>2</b>	<b>0</b>	<b>-</b>	<b>1</b>	<b>5</b>	<b>10</b>	<b>6</b>		<b>2</b>	<b>1</b>	<b>0</b>	<b>-</b>	<b>1</b>	<b>3</b>	<b>5</b>	<b>3</b>	<b>1</b>	<b>1</b>	<b>0</b>	<b>-</b>	<b>0</b>	<b>2</b>	<b>5</b>	<b>3</b>		
<b>Totals</b>	<b>140</b>	<b>86</b>	<b>36</b>	<b>6</b>	<b>12</b>	<b>190</b>	<b>475</b>	<b>365</b>		<b>71</b>	<b>48</b>	<b>12</b>	<b>4</b>	<b>7</b>	<b>107</b>	<b>257</b>	<b>175</b>	<b>69</b>	<b>38</b>	<b>24</b>	<b>2</b>	<b>5</b>	<b>83</b>	<b>218</b>	<b>190</b>		

## SERIES INFORMATION

	Overall	at Washington	at Tampa Bay
All-Time Series (W-L-T-OT)	WSH leads, 86-36-6-12	WSH leads, 48-12-4-7	WSH leads, 38-24-2-5
Current Streak	2 WSH wins (2/22/24-4/13/24)	1 WSH win (4/13/24)	1 WSH win (2/22/24)
Last Washington Win	4/13/24 (4-2)	4/13/24 (4-2)	2/22/24 (5-3)
Last Tampa Bay Win	12/23/23 (1-2 SO)	12/23/23 (1-2 SO)	3/30/23 (1-5)
Last Tie	10/23/01 (1-1)	3/31/96 (1-1)	10/23/01 (1-1)
Last Overtime Game	12/23/23 (1-2 SO)	12/23/23 (1-2 SO)	10/9/17 (L, 3-4 OT)
Overtime Record	6-6-17	4-3-12	2-3-5
Last 10 Games (W-L-OT)	5-3-2	6-1-3	4-4-2
Longest Unbeaten Streak	12 (12/15/07-12/7/09)	15 (11/11/10-11/24/17)	7 (12/15/07-12/7/09)
Longest Winning Streak	12 (12/15/07-12/7/09)	11 (2/3/99-12/23/02)	7 (12/15/07-12/7/09)
Longest Winless Streak	4 (two times)	3 (10/21/06-3/1/07)	5 (2/28/04-3/23/06)
Longest Losing Streak	3 (two times)	2 (two times)	4 (2/28/04-2/4/06)
Washington Shutouts (Last)	8 (12/23/16)	5 (12/23/16)	3 (12/7/09)
Tampa Bay Shutouts (Last)	5 (4/13/14)	2 (4/13/14)	3 (1/12/11)
Last Washington Hat Trick	T.J. Oshie (3/18/17)	N. Backstrom (12/13/14)	T.J. Oshie (3/18/17)
Last Tampa Bay Hat Trick	A. Killorn (3/16/19)	None	A. Killorn (3/16/19)
Most Washington Goals	10 (2/3/99)	10 (2/3/99)	8 (3/2/99)
Most Tampa Bay Goals	7 (1/12/10)	6 (two times)	7 (1/12/10)



# Tampa Bay Lightning

## 2023-24 WASHINGTON CAPITALS VS. TAMPA BAY LIGHTNING

CAPITALS WON SEASON SERIES, 2-0-1 • TAMPA BAY 1-2-0

WASHINGTON	LIGHTNING	CAPITALS	ATTEND	GOALTENDERS	W. GOAL
DEC. 23, 2023	2	1	18,573	ANDREI VASILEVSKIY / CHARLIE LINDGREN	VICTOR HEDMAN
APRIL 13, 2024	2	4	18,573	CHARLIE LINDGREN / ANDREI VASILEVSKIY	JOHN CARLSON
TAMPA BAY	LIGHTNING	CAPITALS	ATTEND	GOALTENDERS	W. GOAL
FEB. 22, 2024	3	5	19,092	CHARLIE LINDGREN / ANDREI VASILEVSKIY	RASMUS SANDIN

CAPITALS	GP	G	A	P	+/-	PIM	PP	SH	GW	EN	S	%	LIGHTNING	GP	G	A	P	+/-	PIM	PP	SH	GW	EN	S	%
DYLAN STROME	3	0	3	3	+1	6	0	0	0	0	7	0.0	BRANDON HAGEL	3	2	0	2	-1	2	0	0	0	0	0	22.2
TOM WILSON	3	0	3	3	+1	0	0	0	0	0	8	0.0	BRAYDEN POINT	3	0	2	2	-2	0	0	0	0	0	9	0.0
CONNOR MCMICHAEL	3	2	0	2	+1	2	0	0	0	1	7	28.6	NICHOLAS PAUL	3	1	0	1	+0	2	0	0	0	0	6	16.7
SONNY MILANO	2	2	0	2	+0	0	0	0	0	0	2	100.0	ANTHONY DUCLAIR	1	1	0	1	+0	0	0	0	0	0	1	100.0
ANTHONY MANTHA	2	2	0	2	+3	0	0	0	0	0	4	50.0	TYLER MOTTE	2	1	0	1	-1	0	0	0	0	0	3	33.3
ALIAKSEI PROTAS	3	0	2	2	+3	0	0	0	0	0	6	20.0	LUKE GLENDENING	3	1	0	1	+1	0	0	0	0	0	4	25.0
BECK MALENSTYN	3	0	2	2	+2	0	0	0	0	0	6	0.0	NICK PERBIX	3	0	1	1	+1	0	0	0	0	0	2	0.0
RASMUS SANDIN	2	1	0	1	-2	0	0	0	1	0	1	100.0	ANTHONY CIRELLI	3	0	1	1	-2	0	0	0	0	0	3	0.0
NICOLAS AUBE-KUBEL	3	1	0	1	+2	2	0	0	0	0	3	33.3	DARREN RADDYSH	3	0	1	1	-1	0	0	0	0	0	3	0.0
NIC DOWD	2	1	0	1	+1	5	0	0	0	0	1	100.0	CONOR SHEARY	3	0	1	1	+0	0	0	0	0	0	2	0.0
JOHN CARLSON	3	1	0	1	+3	0	1	0	1	0	8	12.5	NIKITA KUCHEROV	3	0	1	1	-3	0	0	0	0	0	7	0.0
HENDRIX LAPIERRE	2	0	1	1	+0	0	0	0	0	0	1	0.0	CALVIN DE HAAN	2	0	1	1	+0	0	0	0	0	0	0	--
TREVOR VAN RIEMSDYK	3	0	1	1	+3	0	0	0	0	0	7	0.0	VICTOR HEDMAN	3	0	1	1	-2	0	0	0	0	0	8	0.0
JOEL EDMUNDSON	2	0	1	1	+1	0	0	0	0	0	4	0.0	STEVEN STAMKOS	3	0	1	1	-1	4	0	0	0	0	10	0.0
NICK JENSEN	3	0	1	1	+1	2	0	0	0	0	3	0.0	EMIL LILLEBERG	2	0	0	0	-2	0	0	0	0	0	1	0.0
MAX PACIORETTY	2	0	1	1	+0	0	0	0	0	0	2	0.0	MITCHELL CHAFFEE	2	0	0	0	+0	0	0	0	0	0	2	0.0
T.J. OSHIE	2	0	1	1	-1	0	0	0	0	0	4	0.0	COLE KOEPKE	1	0	0	0	+0	0	0	0	0	0	2	0.0
ALEX OVECHKIN	3	0	1	1	-3	0	0	0	0	0	11	0.0	ALEX BARRÉ-BOULET	1	0	0	0	-1	0	0	0	0	0	0	--
IVAN MIROSHNICHENKO	1	0	0	0	+0	0	0	0	0	0	1	0.0	TANNER JEANNOT	2	0	0	0	+0	2	0	0	0	0	3	0.0
VINCENT IORIO	1	0	0	0	+0	0	0	0	0	0	0	--	MICHAEL EYSSIMONT	3	0	0	0	-1	9	0	0	0	0	3	0.0
ALEXANDER ALEXEYEV	1	0	0	0	+1	0	0	0	0	0	3	0.0	ERIK CERNAK	2	0	0	0	+2	0	0	0	0	0	2	0.0
MARTIN FEHERVARY	2	0	0	0	-1	0	0	0	0	0	2	0.0	HAYDN FLEURY	2	0	0	0	-1	0	0	0	0	0	3	0.0
ETHAN BEAR	1	0	0	0	+0	0	0	0	0	0	1	0.0	MATHEW DUMBA	1	0	0	0	-2	0	0	0	0	0	3	0.0
MICHAEL SGARBOSSA	1	0	0	0	-1	0	0	0	0	0	0	--													
EVGENY KUZNETSOV	1	0	0	0	+0	0	0	0	0	0	0	**													

GOALTENDERS	GP	MIN	GA	GAA	SO	W	L	OT	SA	SV%	GOALTENDERS	GP	MIN	GA	GAA	SO	W	L	OT	SA	SV%
CHARLIE LINDGREN	3	185	6	1.95	0	2	0	1	86	.930	ANDREI VASILEVSKIY	3	181	9	2.98	0	1	2	0	91	.901

POWER PLAY: 1 - 8 (12.5%)  
PENALTY KILLING: 6 - 6 (100%)

POWER PLAY: 0 - 6 (0.0%)  
PENALTY KILLING: 7 - 8 (87.5%)



# Toronto Maple Leafs

## 2023-24 WASHINGTON CAPITALS VS. TORONTO MAPLE LEAFS

CAPITALS LOST SEASON SERIES, 0-3-0 • TORONTO 3-0-0

WASHINGTON	MAPLE LEAFS	CAPITALS	ATTEND	GOALTENDERS	W. GOAL
OCT. 24, 2023	4	1	16,641	JOSEPH WOLL / DARCY KUEMPER	JOHN TAVARES
MARCH 20, 2024	7	3	17,727	JOSEPH WOLL / CHARLIE LINDGREN	JAKE MCCABE
TORONTO	MAPLE LEAFS	CAPITALS	ATTEND	GOALTENDERS	W. GOAL
MARCH 28, 2024	5	1	18,577	JOSEPH WOLL / CHARLIE LINDGREN	TYLER BERTUZZI

CAPITALS	GP	G	A	P	+/-	PIM	PP	SH	GW	EN	S	%	MAPLE LEAFS	GP	G	A	P	+/-	PIM	PP	SH	GW	EN	S	%
ALEX OVECHKIN	3	3	0	3	+0	2	2	0	0	0	18	16.7	AUSTON MATTHEWS	3	3	5	8	+6	0	1	0	0	0	16	18.6
TOM WILSON	2	0	2	2	-3	6	0	0	0	0	6	0.0	JOHN TAVARES	3	2	3	5	+3	2	1	0	1	0	11	18.2
JOHN CARLSON	3	0	2	2	-6	2	0	0	0	0	9	0.0	MAX DOMI	3	0	5	5	+5	0	0	0	0	0	2	0.0
CONNOR MCMICHAEL	3	1	0	1	-3	0	0	0	0	0	3	33.3	TYLER BERTUZZI	3	3	1	4	+4	0	0	0	1	0	10	30.0
NIC DOWD	2	1	0	1	-4	2	0	0	0	0	1	100.0	WILLIAM NYLANDER	3	2	2	4	+5	0	0	0	0	0	12	16.7
IVAN MIROSHNICHENKO	2	0	1	1	-4	0	0	0	0	0	1	0.0	BOBBY MCMANN	2	2	0	2	+1	0	0	0	0	0	9	22.2
HENDRIX LAPIERRE	2	0	1	1	+1	0	0	0	0	0	3	0.0	MORGAN RIELLY	2	1	1	2	+3	0	1	0	0	0	2	50.0
RASMUS SANDIN	3	0	1	1	-1	0	0	0	0	0	4	0.0	MATTHEW KNIES	3	0	2	2	+2	2	0	0	0	0	1	0.0
DYLAN STROME	3	0	1	1	-3	0	0	0	0	0	2	0.0	TIMOTHY LILJEGREN	2	0	2	2	+1	0	0	0	0	0	0	--
NICK JENSEN	3	0	1	1	-5	0	0	0	0	0	4	0.0	CONNOR DEWAR	2	1	0	1	+0	0	0	0	0	0	4	25.0
ALIAKSEI PROTAS	2	0	0	0	+0	0	0	0	0	0	1	0.0	JAKE MCCABE	3	1	0	1	+3	0	0	0	1	0	3	33.3
ALEXANDER ALEXEYEV	3	0	0	0	-2	0	0	0	0	0	1	0.0	MARK GIORDANO	2	1	0	1	+2	2	0	0	0	0	3	33.3
MARTIN FEHERVARY	3	0	0	0	-7	0	0	0	0	0	3	0.0	SIMON BENOIT	2	0	1	1	+2	0	0	0	0	0	1	0.0
MATTHEW PHILLIPS	1	0	0	0	-1	0	0	0	0	0	3	0.0	DAVID KAMPF	3	0	1	1	+0	2	0	0	0	0	1	0.0
BECK MALENSTYN	3	0	0	0	-3	0	0	0	0	0	3	0.0	MITCH MARNER	1	0	1	1	+1	0	0	0	0	0	1	0.0
NICOLAS AUBE-KUBEL	2	0	0	0	-2	0	0	0	0	0	1	0.0	JOHN KLINGBERG	1	0	1	1	+0	0	0	0	0	0	0	--
SONNY MILANO	2	0	0	0	-2	0	0	0	0	0	3	0.0	TJ BRODIE	2	0	1	1	+3	2	0	0	0	0	3	0.0
TREVOR VAN RIEMSDYK	3	0	0	0	+1	0	0	0	0	0	4	0.0	RYAN REAVES	2	0	1	1	+1	0	0	0	0	0	1	0.0
ANTHONY MANTHA	1	0	0	0	+0	0	0	0	0	0	0	--	NICHOLAS ROBERTSON	2	0	0	0	+1	0	0	0	0	0	5	0.0
MICHAEL SGARBOSSA	2	0	0	0	+0	0	0	0	0	0	1	0.0	PONTUS HOLMBERG	3	0	0	0	+1	2	0	0	0	0	1	0.0
EVGENY KUZNETSOV	1	0	0	0	-1	2	0	0	0	0	3	0.0	ILYA LYUBUSHKIN	1	0	0	0	+2	0	0	0	0	0	1	0.0
MAX PACIORETTY	2	0	0	0	-3	0	0	0	0	0	4	0.0	CONOR TIMMINS	2	0	0	0	+2	0	0	0	0	0	4	0.0
NICKLAS BACKSTROM	1	0	0	0	-1	2	0	0	0	0	3	0.0	NOAH GREGOR	2	0	0	0	+0	0	0	0	0	0	3	0.0
T.J. OSHIE	2	0	0	0	-1	0	0	0	0	0	2	0.0	JOEL EDMUNDSON	1	0	0	0	+2	0	0	0	0	0	0	--
													CALLE JARNKROK	1	0	0	0	+0	0	0	0	0	0	0	--

GOALTENDERS	GP	MIN	GA	GAA	SO	W	L	OT	SA	SV%	GOALTENDERS	GP	MIN	GA	GAA	SO	W	L	OT	SA	SV%		
CHARLIE LINDGREN	2	120	12	6.00	0	0	2	0	77	.844	JOSEPH WOLL	3	180	5	1.67	0	3	0	0	83	.940		
DARCY KUEMPER	1	60	4	4.03	0	0	1	0	17	.765													

**POWER PLAY:** 2 - 6 (33.3%)  
**PENALTY KILLING:** 6 - 9 (66.7%)

**POWER PLAY:** 3 - 9 (66.7%)  
**PENALTY KILLING:** 4 - 6 (66.7%)





# Vancouver Canucks

## 2023-24 WASHINGTON CAPITALS VS. VANCOUVER CANUCKS

CAPITALS WON SEASON SERIES, 1-0-1 • VANCOUVER 1-1-0

<b>WASHINGTON</b>	<b>CANUCKS</b>	<b>CAPITALS</b>	<b>ATTEND</b>	<b>GOALTENDERS</b>	<b>W. GOAL</b>
FEB. 11, 2024	3	2	18,573	THATCHER DEMKO / DARCY KUEMPER	J.T. MILLER

<b>VANCOUVER</b>	<b>CANUCKS</b>	<b>CAPITALS</b>	<b>ATTEND</b>	<b>GOALTENDERS</b>	<b>W. GOAL</b>
MARCH 16, 2024	1	2	18,859	CHARLIE LINDGREN / CASEY DESMITH	ALEX OVECHKIN

CAPITALS														CANUCKS													
GP	G	A	P	+/-	PIM	PP	SH	GW	EN	S	%	GP	G	A	P	+/-	PIM	PP	SH	GW	EN	S	%				
ALEX OVECHKIN	2	2	0	2	+2	0	0	0	1	0	4	50.0	QUINN HUGHES	2	0	2	2	+2	0	0	0	0	4	0.0			
TOM WILSON	2	1	0	1	+0	0	0	0	0	0	3	33.3	NILS HOGLANDER	2	1	0	1	-1	0	0	0	0	4	0.0			
NIC DOWD	2	1	0	1	+1	0	0	0	0	0	4	25.0	CONOR GARLAND	2	1	0	1	+0	0	0	0	0	9	11.1			
IVAN MIROSHNICHENKO	1	0	1	1	+1	0	0	0	0	0	1	0.0	BROCK BOESER	2	1	0	1	+1	0	0	0	0	3	33.3			
CONNOR MCMICHAEL	2	0	1	1	-2	2	0	0	0	0	3	0.0	J.T. MILLER	2	1	0	1	+2	0	0	0	1	0	5	20.0		
RASMUS SANDIN	2	0	1	1	+0	2	0	0	0	0	5	0.0	ILYA MIKHEYEV	2	0	1	1	+1	0	0	0	0	0	2	0.0		
ALEXANDER ALEXEYEV	1	0	1	1	+1	0	0	0	0	0	0	--	ELIAS PETTERSSON	2	0	1	1	+0	0	0	0	0	0	5	0.0		
DYLAN STROME	2	0	1	1	+1	0	0	0	0	0	3	0.0	NOAH JUULSEN	1	0	1	1	+0	0	0	0	0	0	0	--		
NICOLAS AUBE-KUBEL	1	0	1	1	+1	0	0	0	0	0	0	--	NILS AMAN	1	0	0	0	-1	0	0	0	0	0	0	--		
JOHN CARLSON	2	0	1	1	-2	0	0	0	0	0	8	0.0	VASILY PODKOLZIN	1	0	0	0	+0	0	0	0	0	0	0	--		
T.J. OSHIE	2	0	1	1	+1	2	0	0	0	0	3	0.0	PIUS SUTER	2	0	0	0	-1	0	0	0	0	0	1	0.0		
HENDRIX LAPIERRE	1	0	0	0	+0	0	0	0	0	0	1	0.0	FILIP HRONEK	2	0	0	0	-1	0	0	0	0	0	4	0.0		
ALIAKSEI PROTAS	2	0	0	0	+0	0	0	0	0	0	6	0.0	DAKOTA JOSHUA	1	0	0	0	+0	0	0	0	0	0	2	0.0		
MARTIN FEHERVARY	2	0	0	0	+0	0	0	0	0	0	1	0.0	SAM LAFFERTY	1	0	0	0	-1	0	0	0	0	0	2	0.0		
BECK MALENSTYN	2	0	0	0	-1	2	0	0	0	0	4	0.0	MARK FRIEDMAN	1	0	0	0	+0	2	0	0	0	0	1	0.0		
ETHAN BEAR	1	0	0	0	+0	0	0	0	0	0	0	--	NIKITA ZADOROV	1	0	0	0	+0	0	0	0	0	0	1	0.0		
SONNY MILANO	1	0	0	0	+0	0	0	0	0	0	2	0.0	ELIAS LINDHOLM	2	0	0	0	+0	0	0	0	0	0	3	0.0		
TREVOR VAN RIEMSDYK	1	0	0	0	+1	0	0	0	0	0	0	--	CARSON SOUCY	1	0	0	0	+0	0	0	0	0	0	0	--		
ANTHONY MANTHA	1	0	0	0	-1	0	0	0	0	0	1	0.0	TEDDY BLUEGER	2	0	0	0	+0	0	0	0	0	0	1	0.0		
JOEL EDMUNDSON	1	0	0	0	+0	0	0	0	0	0	0	--	PHILLIP DI GIUSEPPE	2	0	0	0	-1	2	0	0	0	0	0	--		
MICHAEL SGARBOSSA	1	0	0	0	-1	0	0	0	0	0	2	0.0	TYLER MYERS	2	0	0	0	-1	2	0	0	0	0	0	--		
NICK JENSEN	2	0	0	0	+1	0	0	0	0	0	2	0.0	IAN COLE	2	0	0	0	-1	0	0	0	0	0	4	0.0		
MAX PACIORETTY	2	0	0	0	-1	0	0	0	0	0	4	0.0															

GOALTENDER											GOALTENDER										
GP	MIN	GA	GAA	SO	W	L	OT	SA	SV%	GP	MIN	GA	GAA	SO	W	L	OT	SA	SV%		
CHARLIE LINDGREN	1	60	1	1.00	0	1	0	0	22	.955	THATCHER DEMKO	1	65	2	1.85	0	1	0	0	33	.939
DARCY KUEMPER	1	65	3	2.77	0	0	0	1	29	.897	CASEY DESMITH	1	58	2	2.07	0	0	1	0	24	.917

POWER PLAY: 0 - 3 (0.0%)

PENALTY KILLING: 4 - 4 (100%)

POWER PLAY: 0 - 4 (0.0%)

PENALTY KILLING: 3 - 3 (100%)

# Vegas Golden Knights

## CLUB INFORMATION

**Founded** ..... **2017-18**  
**Home Arena** ..... **T-Mobile Arena (17,367)**  
**Stanley Cups** ..... **1 (2023)**  
**Chairman, CEO & Governor** ..... **Bill Foley**  
**President of Hockey Operations, Alt. Governor** ..... **George McPhee**  
**General Manager** ..... **Kelly McCrimmon**  
**Head Coach** ..... **Bruce Cassidy**  
**Assistant Coaches** ..... **Dominique Ducharme, John Stevens, Joel Ward**  
**Vice President, Communications and Content** ..... **Nate Ewell**  
 2023-24 Record ..... 45-29-8 (98 points)  
 2023-24 Finish ..... 3rd. Pacific Division  
 2022-23 Playoffs ..... Won Stanley Cup (def. FLA, 4-1)

T-Mobile Arena  
 3780 S. Las Vegas Blvd.  
 Las Vegas, NV, R3C 89158  
 702.790.2663  
 @GoldenKnights



## 2023-24 MEETINGS

Nov. 14 vs. VGK, W, 3-0  
 Dec. 2 at VGK, L, 1-4

## ALL-TIME SERIES HISTORY

YEAR	TOTALS							HOME							AWAY										
	GP	W	L	T	OT	PTS	GF	GA	GP	W	L	T	OT	PTS	GF	GA	GP	W	L	T	OT	PTS	GF	GA	
17-18	2	0	2	-	0	0	3	7	1	0	1	-	0	0	3	4	1	0	1	-	0	0	0	3	3
18-19	2	1	1	-	0	2	8	7	1	1	0	-	0	2	5	2	1	0	1	-	0	0	3	5	5
19-20	2	1	1	-	0	2	7	5	1	1	0	-	0	2	5	2	1	0	1	-	0	0	2	3	3
20-21	Teams did not meet in 2020-21																								
21-22	2	0	1	-	1	1	3	5	1	0	1	-	0	0	0	1	1	0	0	-	1	1	3	4	4
22-23	2	0	1	-	1	1	4	9	1	0	0	-	1	1	2	3	1	0	1	-	0	0	2	6	6
<b>23-24</b>	<b>2</b>	<b>1</b>	<b>1</b>	-	<b>0</b>	<b>2</b>	<b>4</b>	<b>4</b>	<b>1</b>	<b>1</b>	<b>0</b>	-	<b>0</b>	<b>2</b>	<b>3</b>	<b>0</b>	<b>1</b>	<b>0</b>	<b>1</b>	-	<b>0</b>	<b>0</b>	<b>1</b>	<b>4</b>	<b>4</b>
<b>Totals</b>	<b>12</b>	<b>3</b>	<b>7</b>	-	<b>2</b>	<b>8</b>	<b>29</b>	<b>37</b>	<b>6</b>	<b>3</b>	<b>2</b>	-	<b>1</b>	<b>7</b>	<b>18</b>	<b>12</b>	<b>6</b>	<b>0</b>	<b>5</b>	-	<b>1</b>	<b>1</b>	<b>11</b>	<b>25</b>	

## SERIES INFORMATION

All-Time Series (W-L-T-OT)  
 Current Streak  
 Last Washington Win  
 Last Vegas Win  
 Last Tie  
 Last Overtime Game  
 Overtime Record  
 Last 10 Games (W-L-OT)  
 Longest Unbeaten Streak  
 Longest Winning Streak  
 Longest Winless Streak  
 Longest Losing Streak  
 Washington Shutouts (Last)  
 Vegas Shutouts (Last)  
 Last Washington Hat Trick  
 Last Vegas Hat Trick  
 Most Washington Goals  
 Most Vegas Goals

**Overall**  
 WSH trails, 3-7-0-2  
 1 VGK win (12/2/23)  
 11/14/23 (3-0)  
 12/2/23 (1-4)  
 none  
 11/1/22 (2-3 OT)  
 0-2-0  
 2-6-2  
 1 (three times)  
 1 (three times)  
 5 (2/17/20-1/21/23)  
 2 (two times)  
 1 (11/14/23)  
 2 (1/24/22)  
 None  
 None  
 5 (two times)  
 6 (1/21/23)

**at Washington**  
 WSH leads, 3-2-0-1  
 1 WSH win (11/14/23)  
 11/14/23 (3-0)  
 11/1/22 (2-3 OT)  
 None  
 11/1/22 (2-3 OT)  
 0-1-0  
 2-2-1  
 2 (10/10/18-11/9/19)  
 2 (10/10/18-11/9/19)  
 1 (two times)  
 1 (two times)  
 1 (11/14/23)  
 1 (1/24/22)  
 None  
 None  
 5 (two times)  
 4 (2/4/18)

**at Vegas**  
 WSH trails, 0-5-0-1  
 6 VGK wins (12/23/17-12/2/23)  
 None  
 12/2/23 (1-4)  
 None  
 4/20/22 (3-4 OT)  
 0-1-0  
 0-4-1  
 None  
 None  
 6 (12/23/17-12/2/23)  
 3 (12/23/17-2/17/20)  
 None  
 1 (12/23/17)  
 None  
 None  
 3 (two times)  
 6 (1/21/23)

# Vegas Golden Knights

## 2023-24 WASHINGTON CAPITALS VS. VEGAS GOLDEN KNIGHTS

CAPITALS TIED SEASON SERIES 1-1-0 • VEGAS 1-1-0

WASHINGTON	GOLDEN KNIGHTS	CAPITALS	ATTEND	GOALTENDERS	W. GOAL
NOV. 14, 2023	0	3	16,598	CHARLIE LINDGREN / LOGAN THOMPSON	DYLAN STROME
VEGAS	GOLDEN KNIGHTS	CAPITALS	ATTEND	GOALTENDERS	W. GOAL
DEC. 2, 2023	4	1	18,140	LOGAN THOMPSON / DARCY KUEMPER	JACK EICHEL

CAPITALS	GP	G	A	P	+/-	PIM	PPG	SH	GW	EN	S	%	GOLDEN KNIGHTS	GP	G	A	P	+/-	PIM	PPG	SH	GW	EN	S	%	
DYLAN STROME	2	1	1	2	+1	0	0	0	1	0	6	16.7	JACK EICHEL	2	1	2	3	+0	0	0	0	1	0	6	16.7	
JOHN CARLSON	2	0	2	2	+1	4	0	0	0	0	3	0.0	JONATHAN MARCHESSAULT	2	2	0	2	+0	4	1	0	0	1	7	28.6	
CONNOR MCMICHAEL	2	1	0	1	-1	0	0	0	0	1	2	50.0	MARK STONE	2	1	0	1	+0	0	0	0	0	0	10	10.0	
BECK MALENSTYN	2	1	0	1	+1	2	0	0	0	0	2	50.0	PAUL COTTER	2	0	1	1	+1	17	0	0	0	0	0	3	0.0
TOM WILSON	2	1	0	1	-1	4	0	0	0	0	4	25.0	IVAN BARBASHEV	2	0	1	1	+1	0	0	0	0	0	0	3	0.0
RASMUS SANDIN	2	0	1	1	+1	0	0	0	0	0	3	0.0	BEN HUTTON	2	0	1	1	+0	0	0	0	0	0	0	1	0.0
SONNY MILANO	2	0	1	1	+1	0	0	0	0	0	0	--	WILLIAM KARLSSON	2	0	1	1	+0	0	0	0	0	0	0	7	0.0
HENDRIX LAPIERRE	1	0	0	0	+0	0	0	0	0	0	2	0.0	PAVEL DOROFYEV	1	0	0	0	-1	0	0	0	0	0	0	1	0.0
ALIAKSEI PROTAS	2	0	0	0	-1	0	0	0	0	0	6	0.0	KAEDAN KORCZAK	1	0	0	0	+0	0	0	0	0	0	0	2	0.0
ALEXANDER ALEXEYEV	1	0	0	0	+1	0	0	0	0	0	0	--	ZACH WHITECLOUD	2	0	0	0	-2	0	0	0	0	0	0	3	0.0
MARTIN FEHERVARY	1	0	0	0	-1	0	0	0	0	0	3	0.0	JONAS RONDBJERG	1	0	0	0	0	0	0	0	0	0	0	0	--
MATTHEW PHILLIPS	1	0	0	0	+1	0	0	0	0	0	1	0.0	NICOLAS HAGUE	1	0	0	0	+0	0	0	0	0	0	0	3	0.0
LUCAS JOHANSEN	1	0	0	0	+0	2	0	0	0	0	1	0.0	BRETT HOWDEN	2	0	0	0	-1	0	0	0	0	0	0	1	0.0
NICOLAS AUBE-KUBEL	2	0	0	0	+1	0	0	0	0	0	1	0.0	NICOLAS ROY	1	0	0	0	-1	0	0	0	0	0	0	3	0.0
TREVOR VAN RIEMSDYK	1	0	0	0	-1	0	0	0	0	0	3	0.0	KEEGAN KOLESAR	2	0	0	0	+0	5	0	0	0	0	0	1	0.0
ANTHONY MANTHA	1	0	0	0	-1	0	0	0	0	0	1	0.0	MICHAEL AMADIO	2	0	0	0	-2	0	0	0	0	0	0	7	0.0
JOEL EDMUNDSON	1	0	0	0	+0	0	0	0	0	0	1	0.0	WILLIAM CARRIER	2	0	0	0	-1	2	0	0	0	0	0	3	0.0
DYLAN MCILRATH	1	0	0	0	+0	5	0	0	0	0	1	0.0	SHEA THEODORE	1	0	0	0	-1	0	0	0	0	0	0	1	0.0
EVGENY KUZNETSOV	2	0	0	0	+1	2	0	0	0	0	3	0.0	CHANDLER STEPHENSON	1	0	0	0	-1	0	0	0	0	0	0	1	0.0
NIC DOWD	2	0	0	0	+1	0	0	0	0	0	2	0.0	BRAYDEN MCNABB	2	0	0	0	+0	0	0	0	0	0	0	2	0.0
NICK JENSEN	2	0	0	0	+1	0	0	0	0	0	1	0.0	ALEX PIETRANGELO	2	0	0	0	+1	0	0	0	0	0	0	4	0.0
T.J. OSHIE	1	0	0	0	+0	0	0	0	0	0	3	0.0	ALEC MARTINEZ	1	0	0	0	+0	0	0	0	0	0	0	2	0.0
ALEX OVECHKIN	2	0	0	0	+0	0	0	0	0	0	4	0.0														

GOALTENDERS	GP	MIN	GA	GAA	SO	W	L	OT	SA	SV%	GOALTENDER	GP	MIN	GA	GAA	SO	W	L	OT	SA	SV%			
CHARLIE LINDGREN	1	60	0	0.00	1	1	0	0	35	1.000	LOGAN THOMPSON	2	118	3	1.53	0	1	1	0	52	.942			
DARCY KUEMPER	1	59	3	3.03	0	0	1	0	35	.914														

POWER PLAY: 0 - 4 (0%)

PENALTY KILLING: 5 - 6 (83.3%)

POWER PLAY: 1 - 6 (16.7%)

PENALTY KILLING: 4 - 4 (100%)

# Winnipeg Jets

## CLUB INFORMATION

**Founded**.....1999-00 (ATL), 2011-12 (WPG)  
**Home Arena**.....Canada Life Centre (15,325)  
**Stanley Cups**.....None  
**Executive Vice President & General Manager**.....Kevin Cheveldayoff  
**Head Coach**.....Rick Bowness  
**Associate Coach**.....Scott Arniel  
**Assistant Coaches**.....Wade Flaherty, Marty Johnston, Brad Lauer  
**Senior Director, Hockey Communications**.....Scott Brown  
**2023-24 Record**.....52-24-6 (110 points)  
**2023-24 Finish**.....2nd, Central Division  
**2022-23 Playoffs**.....W. Conference First Round (def. by VGK, 4-1)

Canada Life Centre  
 300 Portage Avenue  
 Winnipeg, MB, R3C 5S4  
 204.926.5599  
 Fax: 204.926.5555  
 @NHLJets



## 2023-24 MEETINGS

March 11 at WPG, L, 0-3  
 March 24 vs. WPG, W, 3-0

## ALL-TIME SERIES HISTORY

YEAR	TOTALS							HOME							AWAY									
	GP	W	L	T	OT	PTS	GF	GA	GP	W	L	T	OT	PTS	GF	GA	GP	W	L	T	OT	PTS	GF	GA
99-00	5	4	1	0	0	8	18	7	2	2	0	0	0	4	8	2	3	2	1	0	0	4	10	5
00-01	5	2	1	2	0	6	14	10	3	2	0	1	0	5	10	5	2	0	1	1	0	1	4	5
01-02	5	3	1	1	0	7	14	6	2	2	0	0	0	4	8	2	3	1	1	1	0	3	6	4
02-03	5	3	1	1	0	7	26	19	3	2	0	1	0	5	17	13	2	1	1	0	0	2	9	6
03-04	6	2	3	1	0	5	16	15	3	1	1	1	0	3	7	7	3	1	2	0	0	2	9	8
05-06	8	3	4	-	1	7	24	39	4	2	2	-	0	4	13	18	4	1	2	-	1	3	11	21
06-07	8	3	3	-	2	8	22	25	4	1	2	-	1	3	11	14	4	2	1	-	1	5	11	11
07-08	8	4	2	-	2	10	22	19	4	2	2	-	0	4	11	11	4	2	0	-	2	6	11	8
08-09	6	4	2	-	0	8	24	24	3	3	0	-	0	6	15	10	3	1	2	-	0	2	9	14
09-10	6	6	0	-	0	12	29	13	3	3	0	-	0	6	12	5	3	3	0	-	0	6	17	8
10-11	6	2	4	-	0	4	13	20	3	2	1	-	0	4	11	10	3	0	3	-	0	0	2	10
11-12	6	2	2	-	2	6	13	16	3	1	0	-	2	4	9	9	3	1	2	-	0	2	4	7
12-13	5	4	1	-	0	8	20	8	2	1	1	-	0	2	7	7	3	3	0	-	0	6	13	1
13-14	2	2	0	-	0	4	8	6	1	1	0	-	0	2	4	2	1	1	0	-	0	2	4	4
14-15	2	1	1	-	0	2	5	4	1	1	0	-	0	2	5	1	1	0	1	-	0	0	0	3
15-16	2	1	0	-	1	3	6	5	1	1	0	-	0	2	5	3	1	0	0	-	1	1	1	2
16-17	2	2	0	-	0	4	7	5	1	1	0	-	0	2	4	3	1	1	0	-	0	2	3	2
17-18	2	1	0	-	1	3	6	6	1	1	0	-	0	2	3	2	1	0	0	-	1	1	3	4
18-19	2	1	1	-	0	2	4	4	1	1	0	-	0	2	3	1	1	0	1	-	0	0	1	3
19-20	2	1	1	-	0	2	3	6	1	1	0	-	0	2	3	3	1	0	1	-	0	0	0	3
20-21	Teams did not meet in 2020-21																							
21-22	2	2	0	-	0	4	9	5	1	1	0	-	0	2	4	3	1	1	0	-	0	2	5	2
22-23	2	2	0	-	0	4	9	3	1	1	0	-	0	2	4	1	1	1	0	-	0	2	5	2
<b>23-24</b>	<b>2</b>	<b>1</b>	<b>1</b>	<b>-</b>	<b>0</b>	<b>2</b>	<b>3</b>	<b>3</b>	<b>1</b>	<b>1</b>	<b>0</b>	<b>-</b>	<b>0</b>	<b>2</b>	<b>3</b>	<b>0</b>	<b>1</b>	<b>0</b>	<b>1</b>	<b>-</b>	<b>0</b>	<b>0</b>	<b>0</b>	<b>3</b>
<b>Totals</b>	<b>99</b>	<b>56</b>	<b>29</b>	<b>5</b>	<b>9</b>	<b>126</b>	<b>315</b>	<b>268</b>	<b>49</b>	<b>34</b>	<b>9</b>	<b>3</b>	<b>3</b>	<b>74</b>	<b>177</b>	<b>132</b>	<b>50</b>	<b>22</b>	<b>20</b>	<b>2</b>	<b>6</b>	<b>52</b>	<b>138</b>	<b>136</b>

## SERIES INFORMATION

All-Time Series (W-L-T-OT)  
 Current Streak  
 Last Washington Win  
 Last Winnipeg Win  
 Last Tie  
 Last Overtime Game  
 Overtime Record  
 Last 10 Games (W-L-OT)  
 Longest Unbeaten Streak  
 Longest Winning Streak  
 Longest Winless Streak  
 Longest Losing Streak  
 Washington Shutouts (Last)  
 Winnipeg Shutouts (Last)  
 Last Washington Hat Trick  
 Last Winnipeg Hat Trick  
 Most Washington Goals  
 Most Winnipeg Goals

### Overall

WSH leads, 56-29-5-9  
 1 WSH win (3/24/24)  
 3/24/24 (3-0)  
 3/11/24 (0-3)  
 3/20/04 (2-2)  
 1/18/22 (W. 4-3 OT)  
 9-6-5  
 7-3-0  
 8 (4/5/09-4/9/10)  
 8 (4/5/09-4/9/10)  
 5 (3/13/04-10/8/05)  
 4 (11/19/10-11/17/11)  
 9 (3/24/24)  
 7 (3/11/24)  
 A. Semin (10/23/10)  
 I. Kovalchuk (12/6/02)  
 8 (1/9/10)  
 8 (10/8/05)

### at Washington

WSH leads, 34-9-3-3  
 11 WSH wins (4/23/13-3/24/24)  
 3/24/24 (3-0)  
 1/22/13 (2-4)  
 3/20/04 (2-2)  
 1/18/22 (W. 4-3 OT)  
 8-2-3  
 10-0-0  
 11 (4/23/13-3/24/24)  
 11 (4/23/13-3/24/24)  
 3 (two times)  
 2 (11/3/06-11/22/06)  
 3 (3/24/24)  
 1 (2/2/08)  
 A. Semin (10/23/10)  
 I. Kovalchuk (12/6/02)  
 7 (12/6/02)  
 7 (10/7/05)

### at Winnipeg

WSH leads, 22-20-2-6  
 1 WPG win (3/11/24)  
 12/11/22 (5-2)  
 3/11/24 (0-3)  
 12/6/01 (3-3)  
 2/13/18 (L, 3-4 OT)  
 1-4-2  
 4-4-2  
 5 (4/4/07-3/21/08)  
 4 (two times)  
 4 (two times)  
 4 (10/8/10-11/17/11)  
 6 (3/21/13)  
 6 (3/11/24)  
 A. Ovechkin (12/15/06)  
 None  
 8 (1/9/10)  
 8 (10/8/05)

# Winnipeg Jets

## 2023-24 WASHINGTON CAPITALS VS. WINNIPEG JETS

CAPITALS TIED SEASON SERIES 1-1-0 • WINNIPEG 1-1-0

<b>WASHINGTON</b>	<b>JETS</b>	<b>CAPITALS</b>	<b>ATTEND</b>	<b>GOALTENDERS</b>	<b>W. GOAL</b>
MARCH 24, 2024	0	3	18,573	CHARLIE LINDGREN / CONNOR HELLEBUYCK	JOHN CARLSON

<b>WINNIPEG</b>	<b>JETS</b>	<b>CAPITALS</b>	<b>ATTEND</b>	<b>GOALTENDERS</b>	<b>W. GOAL</b>
MARCH 11, 2024	3	0	13,716	CONNOR HELLEBUYCK / CHARLIE LINDGREN	NEAL PIONK

CAPITALS														JETS													
GP	G	A	P	+/-	PIM	PPG	SH	GW	EN	S	%	GP	G	A	P	+/-	PIM	PP	SH	GW	EN	S	%				
ALEX OVECHKIN	2	2	0	2	+1	0	0	0	0	7	28.6	NEAL PIONK	2	1	0	1	+1	2	0	0	1	0	5	20.0			
T.J. OSHIE	2	0	2	2	+0	0	0	0	0	2	0.0	ALEX IAFALLO	2	1	0	1	+1	0	0	0	0	0	2	50.0			
JOHN CARLSON	2	1	0	1	-1	0	1	0	1	6	16.7	KYLE CONNOR	2	1	0	1	+0	0	0	0	0	0	12	8.3			
CONNOR MCMICHAEL	2	0	1	1	-1	0	0	0	0	2	0.0	MASON APPLETON	2	0	1	1	+0	0	0	0	0	0	4	0.0			
DYLAN STROME	2	0	1	1	+1	0	0	0	0	6	0.0	NIKOLAJ EHLERS	2	0	1	1	-1	0	0	0	0	0	3	0.0			
MAX PACIORETTY	2	0	1	1	-1	2	0	0	0	2	0.0	JOSH MORRISSEY	2	0	1	1	+2	0	0	0	0	0	2	0.0			
IVAN MIROSHNICHENKO	2	0	0	0	+0	0	0	0	0	3	0.0	MARK SCHEIFELE	2	0	1	1	+0	2	0	0	0	0	2	0.0			
HENDRIX LAPIERRE	2	0	0	0	-1	0	0	0	0	0	--	ADAM LOWRY	2	0	1	1	+0	0	0	0	0	0	1	0.0			
ALIAKSEI PROTAS	2	0	0	0	-2	0	0	0	0	4	0.0	DYLAN DEMELO	2	0	1	1	+2	0	0	0	0	0	2	0.0			
RASMUS SANDIN	2	0	0	0	2	+1	0	0	0	1	0.0	COLE PERFETTI	2	0	0	0	+0	0	0	0	0	0	4	0.0			
ALEXANDER ALEXEYEV	2	0	0	0	-2	0	0	0	0	0	--	MORGAN BARRON	2	0	0	0	+0	0	0	0	0	0	3	0.0			
MARTIN FEHERVARY	1	0	0	0	+1	0	0	0	0	0	--	DYLAN SAMBERG	2	0	0	0	-2	0	0	0	0	0	2	0.0			
BECK MALENSTYN	2	0	0	0	+0	0	0	0	0	2	0.0	SEAN MONAHAN	2	0	0	0	+1	0	0	0	0	0	2	0.0			
ETHAN BEAR	1	0	0	0	-1	0	0	0	0	1	0.0	NATE SCHMIDT	1	0	0	0	-2	0	0	0	0	0	0	--			
NICOLAS AUBE-KUBEL	2	0	0	0	+0	0	0	0	0	2	0.0	COLIN MILLER	1	0	0	0	+0	2	0	0	0	0	1	0.0			
SONNY MILANO	2	0	0	0	+0	0	0	0	0	0	--	VLADISLAV NAMESTNIKOV	2	0	0	0	+0	0	0	0	0	0	1	0.0			
TREVOR VAN RIEMSDYK	2	0	0	0	-1	0	0	0	0	1	0.0	NINO NIEDERREITER	2	0	0	0	+0	2	0	0	0	0	3	0.0			
MICHAEL SGARBOSSA	1	0	0	0	+0	0	0	0	0	1	0.0	TYLER TOFFOLI	2	0	0	0	+2	0	0	0	0	0	5	0.0			
NIC DOWD	1	0	0	0	+0	0	0	0	0	1	0.0	BRENDEN DILLON	2	0	0	0	+1	2	0	0	0	0	2	0.0			
NICK JENSEN	2	0	0	0	+1	2	0	0	0	1	0.0																

GOALTENDERS											GOALTENDERS										
GP	MIN	GA	GAA	SO	W	L	OT	SA	SV%	GP	MIN	GA	GAA	SO	W	L	OT	SA	SV%		
CHARLIE LINDGREN	2	119	3	1.51	1	1	1	0	56	.946	CONNOR HELLEBUYCK	2	120	3	1.50	1	1	1	0	42	.929

POWER PLAY: 1 - 4 (25.0%)

PENALTY KILLING: 3 - 3 (100%)

POWER PLAY: 0 - 3 (0%)

PENALTY KILLING: 3 - 4 (75.0%)



# Playoff History

## YEAR-BY-YEAR PLAYOFF RECORDS

Year	Series	W	L	GP	W	L	GF	GA	Result
2021-22	1	0	1	6	2	4	19	20	Reached First Round
2020-21	1	0	1	5	1	4	10	16	Reached First Round
2019-20	1	0	1	8	2	5	13	23	Reached First Round
2018-19	1	0	1	7	3	4	20	21	Reached First Round
<b>2017-18</b>	<b>4</b>	<b>4</b>	<b>0</b>	<b>24</b>	<b>16</b>	<b>8</b>	<b>86</b>	<b>61</b>	<b>Won Stanley Cup</b>
2016-17	2	1	1	13	7	6	36	36	Reached Second Round
2015-16	2	1	1	12	6	6	29	22	Reached Second Round
2014-15	2	1	1	14	7	7	28	28	Reached Second Round
2012-13	1	0	1	7	3	4	12	16	Reached ECQF
2011-12	2	1	1	14	7	7	29	30	Reached ECQF
2010-11	2	1	1	9	4	5	23	24	Reached ECSF
2009-10	1	0	1	7	3	4	22	20	Reached ECQF
2008-09	2	1	1	14	7	7	41	38	Reached ECSF
2007-08	1	0	1	7	3	4	20	23	Reached ECQF
2002-03	1	0	1	6	2	4	15	14	Reached ECQF
2000-01	1	0	1	6	2	4	10	14	Reached ECQF
1999-00	1	0	1	5	1	4	8	17	Reached ECQF
1997-98	4	3	1	21	12	9	53	44	Reached SCF
1995-96	1	0	1	6	2	4	17	21	Reached ECQF
1994-95	1	0	1	7	3	4	26	29	Reached ECQF
1993-94	2	1	1	11	5	6	32	32	Reached ECSF
1992-93	1	0	1	6	2	4	22	23	Reached DSF
1991-92	1	0	1	7	3	4	27	25	Reached DSF
1990-91	2	1	1	11	5	6	29	35	Reached DF
1989-90	3	2	1	15	8	7	49	48	Reached CF
1988-89	1	0	1	6	2	4	19	25	Reached DSF
1987-88	2	1	1	14	7	7	54	50	Reached DF
1986-87	1	0	1	7	3	4	19	19	Reached DSF
1985-86	2	1	1	9	5	4	36	24	Reached DF
1984-85	1	0	1	5	2	3	12	14	Reached DSF
1983-84	2	1	1	8	4	4	28	25	Reached DF
1982-83	1	0	1	4	1	3	11	19	Reached DSF

**30-Year Totals**    **50**    **20**    **30**    **295**    **138**    **156**    **836**    **836**

\*Note: Shootout loss occurred in 2019-20 at Tampa Bay

## ALL-TIME PLAYOFF RECORD VS. OPPONENTS – SERIES

Opponent	Series	W	L	Last Meeting	Round	Result
Boston	4	2	2	2020-21	ECFR	L, 1-4
Buffalo	1	1	0	1997-98	ECF	W, 4-2
Carolina	1	0	1	2018-19	ECFR	L, 3-4
Columbus	1	1	0	2017-18	ECFR	W, 4-2
Detroit	1	0	1	1997-98	SCF	L, 0-4
Florida	1	0	1	2021-22	ECFR	L, 2-4
Montreal	1	0	1	2009-10	ECQF	L, 3-4
New Jersey	2	1	1	1989-90	ECQF	W, 4-2
NY Islanders	8	2	6	2019-20	ECFR	L, 4-1
NY Rangers	9	4	5	2014-15	ECSR	L, 3-4
Ottawa	1	1	0	1997-98	ECSF	W, 4-1
Philadelphia	5	3	2	2019-20	ECQR	W, 4-2
Pittsburgh	11	2	9	2017-18	ECSR	W, 4-2
Tampa Bay	3	1	2	2019-20	ECQR	W, 4-3
Toronto	1	1	0	2016-17	ECFR	W, 4-2
Vegas	1	1	0	2017-18	SCF	W, 4-1

## ALL-TIME PLAYOFF RECORD VS. OPPONENTS – GAMES

Opponent	TOTAL					HOME					AWAY				
	GP	W	L	GF	GA	GP	W	L	GF	GA	GP	W	L	GF	GA
Boston	23	10	13	49	60	12	4	8	26	35	11	6	5	23	25
Buffalo	6	4	2	13	11	3	1	2	4	6	3	3	0	9	5
Carolina	7	3	4	20	21	4	3	1	17	9	3	0	3	3	12
Columbus	6	4	2	24	18	3	1	2	11	12	3	3	0	13	6
Detroit	4	0	4	7	13	2	0	2	2	6	2	0	2	5	7
Florida	6	2	4	19	20	3	1	2	11	8	3	1	2	8	12
Montreal	7	3	4	22	20	4	1	3	10	12	3	2	1	12	8
New Jersey	13	7	6	44	43	7	3	4	15	17	6	4	2	29	26
NY Islanders	42	17	25	112	131	23	10	13	61	74	19	7	12	51	57
NY Rangers	55	28	27	144	134	27	18	9	69	53	28	10	18	75	81
Ottawa	5	4	1	18	7	3	3	0	13	3	2	1	1	5	4
Philadelphia	30	16	14	100	87	16	10	6	53	45	14	6	8	47	42
Pittsburgh	68	28	40	195	214	35	16	19	91	98	32	12	21	104	116
Tampa Bay	18	6	11	50	47	8	1	7	16	24	10	5	4	34	23
Toronto	6	4	2	18	16	3	2	1	8	7	3	2	1	10	9
Vegas	5	4	1	20	14	2	2	0	9	3	3	2	1	11	11
<b>Totals</b>	<b>301</b>	<b>140</b>	<b>160</b>	<b>855</b>	<b>856</b>	<b>155</b>	<b>76</b>	<b>79</b>	<b>416</b>	<b>412</b>	<b>146</b>	<b>64</b>	<b>81</b>	<b>439</b>	<b>444</b>

\*Note: Shootout loss occurred in 2019-20 at Tampa Bay

## PLAYOFF RECORDS BY GAME

<b>GAME 1:</b>	30-21	Home: 20-12	Road: 10-9
<b>GAME 2:</b>	25-26	Home: 16-15	Road: 9-11
	When Leading, 1-0: 13-17		
	When Trailing, 0-1: 12-9		
<b>GAME 3:</b>	19-32	Home: 6-13	Road: 13-19
	When Leading, 2-0: 4-9		
	When Tied, 1-1: 12-17		
	When Trailing, 0-2: 3-6		
<b>GAME 4:</b>	24-25	Home: 11-9	Road: 13-16
	When Leading, 3-0: 0-1		
	When Leading, 2-1: 12-11		
	When Trailing, 1-2: 9-10		
	When Trailing, 0-3: 3-3		
<b>GAME 5:</b>	19-26	Home: 14-15	Road: 5-11
	When Leading, 3-1: 4-9		
	When Tied, 2-2: 9-11		
	When Trailing, 1-3: 6-6		
<b>GAME 6:</b>	17-17	Home: 5-6	Road: 12-11
	When Leading, 3-2: 9-9		
	When Trailing 2-3: 8-8		
<b>GAME 7:</b>	5-12	Home: 3-9	Road: 2-3

# All-Time Playoff Scoring

	Player	GP	G	A	PTS	PIM	PPG	SH	GW
1.	Alex Ovechkin*	147	72	69	141	77	28	0	10
2.	Nicklas Backstrom*	139	38	76	114	62	10	0	7
3.	John Carlson*	123	19	54	73	52	12	0	1
4.	Dale Hunter	100	25	47	72	372	11	0	2
5.	Evgeny Kuznetsov*	87	29	38	67	48	6	0	4
6.	Mike Ridley	76	19	41	60	40	3	1	2
7.	T.J. Oshie*	72	29	30	59	63	17	0	6
8.	Peter Bondra	73	30	26	56	54	13	0	6
9.	Michal Pivonka	95	19	36	55	86	5	1	1
10.	Calle Johansson	95	12	42	54	42	4	0	1
11.	Scott Stevens	67	9	44	53	180	4	0	2
12.	Kevin Hatcher	83	16	32	48	224	4	2	1
13.	Kelly Miller	100	17	30	47	59	1	4	2
14.	Mike Gartner	47	16	27	43	61	4	0	1
15.	Joseph Juneau	44	13	28	41	22	3	1	5
16.	Dave Christian	49	17	19	36	17	4	0	1
17.	Mike Green	71	9	26	35	75	6	0	2
	Dino Ciccarelli	32	21	14	35	54	8	0	3
19.	Alexander Semin	51	15	19	34	46	5	0	4
20.	Brooks Laich	65	10	22	32	26	2	0	1
	Marcus Johansson	75	10	22	32	6	2	0	3
22.	Sergei Gonchar	51	13	18	31	48	5	1	3
	Tom Wilson*	83	14	17	31	134	2	0	2
	Lars Eller*	59	9	22	31	32	1	0	3
25.	Bengt-Ake Gustafsson	32	9	19	28	16	6	0	1
26.	Dmitri Khristich	45	9	17	26	33	4	0	1
	Larry Murphy	42	9	17	26	51	5	0	2
	Jason Chimera	63	12	14	26	30	0	0	6
29.	Robert Gould	50	12	12	24	50	1	2	1
30.	Bobby Carpenter	32	10	13	23	53	3	0	1
	Dmitry Orlov*	74	2	21	23	24	0	0	0
32.	Matt Niskanen*	70	2	20	22	33	1	0	0
33.	John Druce	34	16	4	20	32	9	1	5
	Sylvain Cote	40	6	14	20	30	1	0	0
	Adam Oates	32	6	14	20	12	1	1	1
	Geoff Courttnall	21	6	14	20	44	2	0	2
37.	Jay Beagle*	85	8	11	19	26	1	0	2
	Alan Haworth	32	8	11	19	24	2	0	1
39.	Andre Burakovsky*	56	9	9	18	12	0	0	1
	Joel Ward	35	5	13	18	14	1	0	2
	Rod Langway	78	2	16	18	55	1	0	1
42.	Steve Konowalchuk	39	5	12	17	44	2	2	0
43.	Justin Williams	25	6	10	16	20	1	0	1
	Al Iafate	23	11	5	16	40	4	0	2
	Gaetan Duchesne	33	10	6	16	39	0	1	1
	Andrei Nikolishin	32	1	15	16	18	1	0	0
47.	Brian Bellows	21	6	7	13	6	2	0	1
	Gregory Adams	36	2	11	13	132	1	0	0
	Sergei Fedorov	21	2	11	13	20	0	0	1
50.	Tom Poti	27	2	10	12	17	1	0	0
	Todd Krygier	35	8	4	12	36	0	1	2
	Stephen Leach	44	6	6	12	28	1	0	1
53.	Brooks Orpik*	64	2	9	11	44	0	0	2
	Brett Connolly*	38	8	3	11	12	1	0	0
	Karl Alzner	64	3	8	11	16	0	0	1
	Matt Bradley	37	3	8	11	8	0	1	1
	Mike Knuble	24	6	5	11	20	1	1	0
58.	Richard Zednik	22	7	3	10	21	2	0	0
	Craig Laughlin	27	6	4	10	18	1	0	4
60.	Troy Brouwer	35	3	6	9	28	1	0	1
	Keith Jones	26	4	5	9	75	1	0	0
	Viktor Kozlov	21	4	5	9	8	0	0	1

	Player	GP	G	A	PTS	PIM	PPG	SH	GW
	Jeff Halpern	19	4	5	9	23	2	0	2
64.	Jakub Vrana*	38	3	5	8	10	1	0	2
	Devante Smith-Pelly*	27	7	1	8	12	0	0	2
	John Tucker	12	1	7	8	0	0	0	0
67.	Chandler Stephenson*	30	2	5	7	10	0	1	0
	John Erskine	39	1	6	7	32	0	0	0
	David Steckel	24	4	3	7	8	0	0	1
	Robert Rouse	21	4	3	7	51	1	0	0
	Joseph Reekie	48	3	4	7	57	0	1	1
	Doug Jarvis	17	3	4	7	8	0	0	0
	Jaromir Jagr	6	2	5	7	2	1	0	0
74.	Anthony Mantha	11	0	6	6	19	0	0	0
	Michal Kempny*	29	2	4	6	14	0	0	0
	Kevin Shattenkirk	13	1	5	6	6	1	0	1
	Eric Fehr	33	5	1	6	10	0	0	0
	Esa Tikkanen	21	3	3	6	20	1	0	0
	Dave Tippett	17	2	4	6	8	0	0	0
	Garry Galley	15	2	4	6	13	0	0	0
	Michael Eagles	25	1	5	6	8	0	0	0
	Yvon Corveau	18	1	5	6	32	0	0	0
	Jason Arnott	9	1	5	6	2	1	0	0
84.	Nic Dowd	26	4	1	5	18	0	0	1
	Garnet Hathaway	19	3	2	5	32	0	0	0
	Nate Schmidt	21	1	4	5	6	0	0	0
	Tomas Fleischmann	22	3	2	5	10	1	0	1
	Michael Nylander	9	3	2	5	10	1	0	1
	Bryan Erickson	8	2	3	5	7	1	0	0
	Pat Elynuik	6	2	3	5	19	0	0	0
	Boyd Gordon	36	1	4	5	10	0	1	0
92.	Braden Holtby*	97	0	4	4	6	0	0	0
	Mathieu Perreault	11	1	3	4	0	0	0	0
	Brendan Witt	31	4	0	4	26	1	0	0
	Chris Simon	28	3	1	4	54	0	0	0
	Timothy Bergland	26	2	2	4	22	0	0	0
	Pat Peake	13	2	2	4	20	2	0	0
	David Poulin	13	2	2	4	19	0	0	0
	Dainius Zubrus	12	2	2	4	6	1	0	0
	Randy Burridge	17	1	3	4	12	0	0	0
	Roman Hamrlik	14	1	3	4	12	0	0	0
	Glen Currie	12	1	3	4	4	0	0	0
	Andrew Brunette	6	1	3	4	0	0	0	0
	Philip Housley	18	0	4	4	4	0	0	0
	Trevor Linden	6	0	4	4	14	0	0	0
106.	Justin Schultz	11	1	2	3	8	0	0	0
	Carl Hagelin	20	0	3	3	2	0	0	0
	Lou Franceschetti	33	2	1	3	83	0	0	1
	Gregory Smith	25	2	1	3	43	0	1	0
	Robert Joyce	14	2	1	3	9	0	0	0
	John Barrett	9	2	1	3	35	0	0	1
	Robert Lang	6	2	1	3	2	0	0	1
	Alan May	39	1	2	3	80	0	0	1
	Ken Klee	34	1	2	3	38	0	0	0
	Mark Tinordi	28	1	2	3	60	0	0	0
	Michael Lalor	10	1	2	3	22	0	0	0
	Marco Sturm	9	1	2	3	4	1	0	0
	Jorgen Pettersson	8	1	2	3	2	1	0	0
	Dennis Wideman	14	0	3	3	2	0	0	0
120.	Conor Sheary	11	1	1	2	2	0	0	0
	Trevor van Riemsdyk	6	1	1	2	0	0	0	0
	Johan Larsson	6	0	2	2	2	0	0	0
	Brenden Dillon	13	1	1	2	8	0	0	0
	Radko Gudas	5	0	2	2	2	0	0	0



# All-Time Playoff Scoring

Player	GP	G	A	PTS	PIM	PPG	SH	GW
Alex Chiasson*	16	1	1	2	4	0	0	0
Milan Jurcina	21	2	0	2	18	0	1	0
Peter Sundstrom	14	2	0	2	6	0	1	1
Matt Hendricks	21	1	1	2	10	0	0	0
Nick Kypreos	16	1	1	2	53	0	0	0
Donald Brashear	11	1	1	2	18	0	0	0
John Slaney	11	1	1	2	2	1	0	0
Mike Ribeiro	7	1	1	2	10	0	0	1
Joe Corvo	7	1	1	2	4	0	0	0
Mike Grier	6	1	1	2	2	0	0	0
Dennis Maruk	4	1	1	2	2	0	0	0
Shaone Morrisonn	26	0	2	2	16	0	0	0
Brian Pothier	13	0	2	2	8	0	0	0
James Johnson	13	0	2	2	14	0	0	0
Ulf Dahlen	11	0	2	2	4	0	0	0
Darren Veitch	10	0	2	2	19	0	0	0
Paul Cavallini	6	0	2	2	18	0	0	0
Kip Miller	5	0	2	2	2	0	0	0
Brian Engblom	4	0	2	2	2	0	0	0
Jeff Brown	2	0	2	2	0	0	0	0
Keith Aucoin	14	0	2	2	2	0	0	0
146. <b>Connor McMichael</b>	<b>4</b>	<b>0</b>	<b>1</b>	<b>1</b>	<b>0</b>	<b>0</b>	<b>0</b>	<b>0</b>
Daniel Sprong	3	0	1	1	4	0	0	0
Travis Boyd*	6	1	0	1	0	0	0	0
Richard Panik	8	1	0	1	6	0	0	0
Ilya Kovalchuk	8	0	1	1	2	0	0	0
Christian Djoos*	25	0	1	1	4	0	0	0
Nathan Walker*	1	0	1	1	0	0	0	0
Jakub Jerabek*	2	0	1	1	2	0	0	0
Taylor Chorney	7	0	1	1	4	0	0	0
Tim Gleason	14	0	1	1	5	0	0	0
Curtis Glencross	10	1	0	1	2	0	0	0
Jack Hillen	7	0	1	1	6	0	0	0
Steve Olesky	7	0	1	1	4	0	0	0
Craig Berube	38	1	0	1	90	0	0	1
Grant Ledyard	14	1	0	1	30	0	0	0
Shawn Anderson	14	1	0	1	12	0	0	0
Gary Sampson	12	1	0	1	0	0	0	0
Chris Clark	8	1	0	1	8	0	0	0
Edward Kastelic	6	1	0	1	32	1	0	0
Steve Eminger	5	1	0	1	2	0	0	0
Jason Woolley	4	1	0	1	4	0	0	1
Kenneth Houston	4	1	0	1	4	0	0	0
Robert Pearson	3	1	0	1	17	0	0	1
Grant Martin	1	1	0	1	2	0	0	0
Neil Sheehy	21	0	1	1	130	0	0	0
Al Jensen	12	0	1	1	4	0	0	0
Scott Hannan	9	0	1	1	2	0	0	0
David Shand	8	0	1	1	13	0	0	0
Paul MacDermid	7	0	1	1	22	0	0	0
Eric Belanger	7	0	1	1	4	0	0	0
Brad Schlegel	7	0	1	1	2	0	0	0
John Blum	6	0	1	1	4	0	0	0
Sergei Berezin	6	0	1	1	0	0	0	0
Jason Doig	6	0	1	1	6	0	0	0
Brendan Morrison	5	0	1	1	2	0	0	0
Mike McEwen	5	0	1	1	4	0	0	0
Peter Andersson	5	0	1	1	2	0	0	0
Greg Theberge	4	0	1	1	0	0	0	0
Stewart Holt	4	0	1	1	20	0	0	0
Tyler Sloan	4	0	1	1	0	0	0	0
Ivan Ciernik	2	0	1	1	6	0	0	0

Player	GP	G	A	PTS	PIM	PP	SH	GW
Christopher Felix	2	0	1	1	0	0	0	0
Don Beaupre	36	0	1	1	4	0	0	0
189. <b>Nick Jensen</b>	<b>26</b>	<b>0</b>	<b>0</b>	<b>0</b>	<b>8</b>	<b>0</b>	<b>0</b>	<b>0</b>
Shane Gersich*	2	0	0	0	0	0	0	0
Brian Pinho	2	0	0	0	0	0	0	0
<b>Martin Fehervary</b>	<b>8</b>	<b>0</b>	<b>0</b>	<b>0</b>	<b>8</b>	<b>0</b>	<b>0</b>	<b>0</b>
Brett Ieason	1	0	0	0	0	0	0	0
Zdeno Chara	5	0	0	0	2	0	0	0
Michael Raffl	4	0	0	0	4	0	0	0
Daniel Carr	1	0	0	0	2	0	0	0
Jonas Siegenthaler	11	0	0	0	2	0	0	0
Daniel Winnik	25	0	0	0	4	0	0	0
Trent Whitfield	14	0	0	0	12	0	0	0
Timo Blomqvist	13	0	0	0	24	0	0	0
Mike Richards	12	0	0	0	4	0	0	0
David Jensen	11	0	0	0	2	0	0	0
Ken Sabourin	11	0	0	0	34	0	0	0
Joseph Sacco	11	0	0	0	6	0	0	0
Rob Zettler	11	0	0	0	2	0	0	0
Rob Murray	9	0	0	0	18	0	0	0
Kevin Kaminski	8	0	0	0	52	0	0	0
Matt Cooke	7	0	0	0	4	0	0	0
Joel Kwiatkowski	6	0	0	0	2	0	0	0
Eric Charron	6	0	0	0	8	0	0	0
Steve Poapst	6	0	0	0	0	0	0	0
Rick Tabaracci	6	0	0	0	4	0	0	0
Stefan Ustorf	5	0	0	0	0	0	0	0
Joe Murphy	5	0	0	0	8	0	0	0
Doug Wickenheiser	5	0	0	0	2	0	0	0
Brian Sutherby	5	0	0	0	10	0	0	0
Michael Latta	4	0	0	0	2	0	0	0
Martin Erat	4	0	0	0	4	0	0	0
Dmitri Mironov	4	0	0	0	4	0	0	0
Todd Nelson	4	0	0	0	0	0	0	0
Kent Paynter	4	0	0	0	10	0	0	0
Bob Mason	4	0	0	0	0	0	0	0
Terry Yake	3	0	0	0	0	0	0	0
Glen Metropolit	3	0	0	0	2	0	0	0
Dwight Schofield	3	0	0	0	14	0	0	0
Scot Kleinendorst	3	0	0	0	0	0	0	0
Jeff Nelson	3	0	0	0	4	0	0	0
Mark Taylor	3	0	0	0	0	0	0	0
Mike Weber	2	0	0	0	0	0	0	0
Andre Hidi	2	0	0	0	0	0	0	0
Milan Novy	2	0	0	0	0	0	0	0
Igor Ulanov	2	0	0	0	4	0	0	0
Jeff Greenlaw	2	0	0	0	21	0	0	0
Christopher Valentine	2	0	0	0	4	0	0	0
Jeff Toms	1	0	0	0	0	0	0	0
Scott Walker	1	0	0	0	0	0	0	0
Mikko Leinonen	1	0	0	0	0	0	0	0
Sean Collins	1	0	0	0	0	0	0	0
Steve Maltais	1	0	0	0	0	0	0	0
Grant Jennings	1	0	0	0	0	0	0	0
Jaroslav Svejkovsky	1	0	0	0	2	0	0	0
Nolan Baumgartner	1	0	0	0	10	0	0	0
Edward Bulley	1	0	0	0	0	0	0	0
Jim McKenzie	1	0	0	0	0	0	0	0
Craig Billington	1	0	0	0	0	0	0	0
Paul Carey	1	0	0	0	0	0	0	0

\*Indicates 2018 Stanley Cup Champion

## CAREER LEADERS

### GAMES PLAYED

1. **Alex Ovechkin** ..... 147
2. **Nicklas Backstrom** ..... 139
3. **John Carlson** ..... 123
4. Dale Hunter ..... 100
5. Kelly Miller ..... 100
6. Michal Pivonka ..... 95
7. Calle Johansson ..... 95
8. Evgeny Kuznetsov ..... 87
9. Jay Beagle ..... 85
10. **Tom Wilson** ..... 83
- Kevin Hatcher ..... 83

### GOALS

1. **Alex Ovechkin** ..... 72
2. **Nicklas Backstrom** ..... 38
3. Peter Bondra ..... 30
4. Evgeny Kuznetsov ..... 29
5. **T.J. Oshie** ..... 29
6. Dale Hunter ..... 25
7. Dino Ciccarelli ..... 21
8. **John Carlson** ..... 19
9. Mike Ridley ..... 19
10. Michal Pivonka ..... 19

### POWER-PLAY GOALS

1. **Alex Ovechkin** ..... 28
2. **T.J. Oshie** ..... 17
3. Peter Bondra ..... 13
4. **John Carlson** ..... 12
5. Dale Hunter ..... 11

### ASSISTS

1. **Nicklas Backstrom** ..... 76
2. **Alex Ovechkin** ..... 69
3. **John Carlson** ..... 54
4. Dale Hunter ..... 47
5. Scott Stevens ..... 44
6. Calle Johansson ..... 42
7. Mike Ridley ..... 41
8. Evgeny Kuznetsov ..... 38
9. Michal Pivonka ..... 36
10. Kevin Hatcher ..... 32

### SHORTHANDED GOALS

1. Kelly Miller ..... 4
2. Kevin Hatcher ..... 2
3. Robert Gould ..... 2
4. Steve Konowalchuk ..... 2
5. 16 tied with ..... 1

### PENALTY MINUTES

1. Dale Hunter ..... 372
2. Kevin Hatcher ..... 224
3. Scott Stevens ..... 180
4. **Tom Wilson** ..... 134
5. Gregory Adams ..... 132
6. Neil Sheehy ..... 130
7. Craig Berube ..... 90
8. Michal Pivonka ..... 86
9. Lou Franceschetti ..... 83
10. Alan May ..... 80

### GAME-WINNING GOALS

1. **Alex Ovechkin** ..... 10
2. **Nicklas Backstrom** ..... 7
3. **T.J. Oshie** ..... 6
4. Peter Bondra ..... 6
5. Jason Chimera ..... 6
6. Joseph Juneau ..... 5
7. John Druce ..... 5

# All-Time Playoff Goaltending

## PLAYOFF GOALTENDING BY GOALS-AGAINST AVERAGE

Player	GP	MIN	W	L	GA	AVG	SO	SA	PCT
Robert Mason	4	307	2	2	9	1.76	1	143	.937
Braden Holtby*	97	6,013	50	46	213	2.13	7	2,888	.926
Olie Kolzig	45	2,799	20	24	100	2.14	6	1,376	.927
Michal Neuvirth	9	590	4	5	23	2.34	1	261	.912
Semyon Varlamov	19	1,107	10	9	46	2.49	2	542	.915
Byron Dafeo	3	138	0	2	6	2.61	0	42	.857
Craig Anderson	2	112	1	1	5	2.67	0	70	.929
Rick Tabaracci	6	415	1	5	20	2.89	0	210	.905
Pat Riggan	10	453	2	5	22	2.91	0	120	.876
Cristobal Huet	7	451	3	4	22	2.93	0	242	.909
Ilya Samsonov	8	463	1	6	23	2.98	0	247	.907
Don Beaupre	36	1,992	18	15	99	2.98	2	948	.896
Craig Billington	1	20	0	0	1	3.00	0	6	.833
Pete Peeters	30	1,736	15	15	91	3.15	0	817	.888
Al Jensen	12	598	5	5	32	3.21	0	206	.886
Mike Liut	11	555	4	5	32	3.46	0	252	.873
Jose Theodore	4	178	0	2	11	3.71	0	73	.849
Philipp Grubauer*	4	184	1	1	13	4.24	0	79	.835
Vitek Vanecek	3	112	1	1	8	4.25	0	55	.855
Jim Carey	10	455	2	5	35	4.61	0	190	.816
Clint Malarchuk	4	193	0	2	15	4.65	0	95	.842

\*Indicates 2018 Stanley Cup Champion

### GAMES PLAYED

1. Braden Holtby..... 97
2. Olie Kolzig..... 45
3. Don Beaupre..... 36
4. Pete Peeters..... 30
5. Semyon Varlamov.....19

### MINUTES

1. Braden Holtby.....6,013
2. Olie Kolzig..... 2,799
3. Don Beaupre.....1,992
4. Pete Peeters.....1,731
5. Semyon Varlamov.....1,107

### WINS

1. Braden Holtby..... 50
2. Olie Kolzig..... 20
3. Don Beaupre.....18
4. Pete Peeters.....15
5. Semyon Varlamov.....10

### SHUTOUTS

1. Braden Holtby..... 7
2. Olie Kolzig..... 6
3. Don Beaupre..... 2
- Semyon Varlamov..... 2
5. Michal Neuvirth..... 1
- Robert Mason ..... 1

## ALL-TIME SHUTOUTS

### Shutouts For (19)

Date	Opponent	Score	Goaltender
4/20/19	vs. Carolina	6-0	Braden Holtby
5/23/18	@ Tampa Bay	4-0	Braden Holtby
5/21/18	Tampa Bay	3-0	Braden Holtby
4/24/16	@ Philadelphia	1-0	Braden Holtby
4/14/16	Philadelphia	2-0	Braden Holtby
5/4/15	NY Rangers	1-0	Braden Holtby
5/4/13	NY Rangers	1-0 (OT)	Braden Holtby
4/15/11	NY Rangers	2-0	Michal Neuvirth
4/24/09	NY Rangers	4-0	Semyon Varlamov
4/20/09	@ NY Rangers	4-0	Semyon Varlamov
4/10/03	@ Tampa Bay	3-0	Olie Kolzig
4/12/01	Pittsburgh	1-0	Olie Kolzig
5/30/98	@ Buffalo	2-0	Olie Kolzig
5/15/98	Ottawa	3-0	Olie Kolzig
5/13/98	@ Ottawa	2-0	Olie Kolzig
4/28/98	@ Boston	3-0	Olie Kolzig
4/21/94	Pittsburgh	2-0	Don Beaupre
4/5/91	@ NY Rangers	3-0	Don Beaupre
4/11/87	@ NY Islanders	2-0	Bob Mason

### Shutouts Against (16)

Date	Opponent	Score	Goaltender
4/15/19	@ Carolina	0-5	Petr Mrazek
5/10/17	Pittsburgh	0-2	Marc-Andre Fleury
4/22/16	Philadelphia	0-2	Michal Neuvirth
5/13/13	NY Rangers	0-5	Henrik Lundqvist
5/12/13	@ NY Rangers	0-1	Henrik Lundqvist
4/12/12	@ Boston	0-1	Tim Thomas
4/18/09	NY Rangers	0-1	Henrik Lundqvist
4/13/08	Philadelphia	0-2	Martin Biron
4/16/01	@ Pittsburgh	0-3	Johan Hedberg
4/13/00	Pittsburgh	0-7	Ron Tugnutt
5/23/98	Buffalo	0-2	Dominik Hasek
5/1/98	Boston	0-4	Byron Dafeo
5/18/95	@ Pittsburgh	0-3	Ken Wregget
5/5/94	NY Rangers	0-3	Mike Richter
4/7/91	NY Rangers	0-6	Mike Richter
5/5/90	@ Boston	0-3	Andy Moog



# Playoff Overtimes

## CAPITALS OVERTIME WINS

	Date	Opponent	Goal Scorer	Time	Game	Score
1.	4/10/85	NY Islanders	Alan Haworth	2:28	1	4-3
2.	4/11/85	NY Islanders (2 OT)	Mike Gartner	21:23	2	2-1
3.	4/16/88	Philadelphia	Dale Hunter	5:57	7	5-4
4.	4/8/89	Philadelphia	Kelly Miller	:51	3	4-3
5.	4/5/90	@ New Jersey	Dino Ciccarelli	5:34	1	5-4
6.	4/25/90	NY Rangers	Rod Langway	:34	4	4-3
7.	4/27/90	@ NY Rangers	John Druce	6:48	5	2-1
8.	4/11/91	@ NY Rangers	Dino Ciccarelli	6:44	5	5-4
9.	4/26/98	@ Boston (2 OT)	Joe Juneau	26:31	3	3-2
10.	5/3/98	@ Boston	Brian Bellows	15:24	6	3-2
11.	5/25/98	Buffalo	Todd Krygier	3:01	2	3-2
12.	5/28/98	@ Buffalo	Peter Bondra	9:37	3	4-3
13.	6/4/98	@ Buffalo	Joe Juneau	6:24	6	3-2
14.	4/18/01	@ Pittsburgh	Jeff Halpern	4:01	4	4-3
15.	5/11/09	@ Pittsburgh	David Steckel	6:22	6	5-4
16.	4/17/10	Montreal	Nicklas Backstrom	:31	2	6-5
17.	4/13/11	NY Rangers	Alexander Semin	18:24	1	2-1
18.	4/20/11	@ NY Rangers (2 OT)	Jason Chimera	32:36	4	4-3
19.	4/14/2012	@ Boston (2 OT)	Nicklas Backstrom	22:56	2	2-1
20.	4/25/2012	@ Boston	Joel Ward	2:57	7	2-1
21.	5/4/13	NY Rangers	Mike Green	8:00	2	1-0
22.	5/10/13	NY Rangers	Mike Ribeiro	9:24	5	2-1
23.	4/21/15	@ NY Islanders	Nicklas Backstrom	11:09	4	2-1
24.	4/28/16	Pittsburgh	T.J. Oshie	9:33	1	4-3
25.	4/13/17	Toronto	Tom Wilson	5:15	1	3-2
26.	4/21/17	Toronto	Justin Williams	1:04	5	2-1
27.	4/23/17	@ Toronto	Marcus Johansson	6:31	6	2-1
28.	5/1/17	@ Pittsburgh	Kevin Shattenkirk	3:13	3	3-2
29.	4/17/18	@ Columbus (2 OT)	Lars Eller	29:00	3	3-2
30.	4/21/18	Columbus	Nicklas Backstrom	11:53	5	4-3
31.	5/7/18	@Pittsburgh	Evgeny Kuznetsov	5:27	6	2-1
32.	4/13/19	Carolina	Brooks Orpik	1:48	2	4-3
33.	5/15/21	Boston	Nic Dowd	4:41	1	3-2

## CAPITALS OVERTIME LOSSES

	Date	Opponent	Goal Scorer	Time	Game	Score
1.	4/13/84	@ NY Islanders	Anders Kallur	7:35	2	4-5
2.	4/17/86	NY Rangers	Brian MacLellan	1:16	1	3-4
3.	4/23/86	@ NY Rangers	Bob Brooke	2:40	4	5-6
4.	4/18/87	NY Islanders (4 OT)	Pat LaFontaine	68:47	7	2-3
5.	4/10/88	@ Philadelphia	Murray Craven	1:18	4	4-5
6.	4/19/91	@ Pittsburgh	Kevin Stevens	8:10	2	6-7
7.	4/20/93	NY Islanders (2 OT)	Brian Mullen	34:50	2	4-5
8.	4/22/93	@ NY Islanders	Ray Ferraro	4:46	3	3-4
9.	4/24/93	@ NY Islanders (2 OT)	Ray Ferraro	25:40	4	3-4
10.	5/14/95	@ Pittsburgh	Luc Robitaille	4:30	5	5-6
11.	4/24/96	Pittsburgh (4 OT)	Petr Nedved	79:15	4	2-3
12.	4/24/98	Boston (2 OT)	Darren Van Impe	20:54	2	3-4
13.	6/11/98	@ Detroit	Kris Draper	15:24	2	4-5
14.	4/15/00	@ Pittsburgh	Jaromir Jagr	5:49	2	1-2
15.	4/24/01	@ Pittsburgh	Martin Straka	13:04	6	3-4
16.	4/15/03	Tampa Bay	Vincent Lecavalier	2:29	3	3-4
17.	4/20/03	Tampa Bay (3 OT)	Martin St. Louis	44:03	6	1-2
18.	4/17/08	@ Philadelphia (2 OT)	Mike Knuble	26:40	4	3-4
19.	4/22/08	Philadelphia	Joffrey Lupul	6:06	7	2-3
20.	5/6/09	@ Pittsburgh	Kris Letang	11:23	3	2-3
21.	5/9/09	Pittsburgh	Evgeni Malkin	3:28	5	3-4
22.	4/15/10	Montreal	Tomas Plekanec	13:19	1	2-3
23.	5/1/11	Tampa Bay	Vincent Lecavalier	6:19	2	2-3
24.	4/12/2012	@ Boston	Chris Kelly	1:18	1	0-1
25.	4/22/2012	Boston	Tyler Seguin	3:17	6	3-4
26.	5/2/2012	NY Rangers (3 OT)	Marian Gaborik	74:41	3	1-2
27.	5/7/2012	@ NY Rangers	Marc Staal	1:35	5	2-3
28.	4/19/15	@ NY Islanders	John Tavares	0:15	3	1-2
29.	5/8/15	@ NY Rangers	Ryan McDonagh	9:37	5	1-2
30.	5/13/15	@ NY Rangers	Derek Stepan	11:24	7	1-2
31.	5/4/16	@ Pittsburgh	Patric Hornqvist	2:34	4	2-3
32.	5/10/16	@ Pittsburgh	Nick Bonino	6:32	6	3-4
33.	4/15/17	Toronto (2 OT)	Kasperii Kapanen	11:53	2	3-4
34.	4/17/17	@ Toronto	Tyler Bozak	1:37	3	3-4
35.	4/12/18	Columbus	Artemi Panarin	6:02	1	3-4
36.	4/15/17	Columbus	Matt Calvert	12:22	2	4-5
37.	4/24/19	Carolina (2 OT)	Brock McGinn	31:05	7	3-4
38.	8/16/20	@ NY Islanders	Mathew Barzal	4:28	3	0-3
39.	5/17/21	Boston	Brad Marchand	0:39	2	3-4
40.	5/19/21	@ Boston (2 OT)	Craig Smith	25:48	3	2-3
41.	5/9/22	Florida	Carter Verhaeghe	4:57	4	2-3
42.	5/13/22	Florida	Carter Verhaeghe	2:46	6	3-4

## OVERTIME RECORD BY YEAR

Year	Total			Home			Away		
	GP	W	L	GP	W	L	GP	W	L
2021-22	2	0	2	2	0	2	0	0	0
2020-21	3	1	2	2	1	1	1	0	1
2019-20	2	0	1	0	0	0	2	0	1
2018-19	2	1	1	2	1	1	0	0	0
2017-18	5	3	2	3	1	2	2	2	0
2016-17	6	4	2	3	2	1	3	2	1
2015-16	3	1	2	1	1	0	2	0	2
2014-15	4	1	3	0	0	0	4	1	3
2012-13	2	2	0	2	2	0	0	0	0
2011-12	6	2	4	2	0	2	4	2	2
2010-11	3	2	1	2	1	1	1	1	0
2009-10	2	1	1	2	1	1	0	0	0
2008-09	3	1	2	1	0	1	2	1	1
2007-08	2	0	2	1	0	1	1	0	1
2002-03	2	0	2	2	0	2	0	0	0
2000-01	2	1	1	0	0	0	2	1	1
1999-00	1	0	1	0	0	0	1	0	1
1997-98	7	5	2	2	1	1	5	4	1
1995-96	1	0	1	1	0	1	0	0	0
1994-95	1	0	1	0	0	0	1	0	1
1993-94	0	0	0	0	0	0	0	0	0
1992-93	3	0	3	1	0	1	2	0	2
1991-92	0	0	0	0	0	0	0	0	0
1990-91	2	1	1	0	0	0	2	1	1
1989-90	3	3	0	1	1	0	2	2	0
1988-89	1	1	0	1	1	0	0	0	0
1987-88	2	1	1	1	1	0	1	0	1
1986-87	1	0	1	1	0	1	0	0	0
1985-86	2	0	2	1	0	1	1	0	1
1984-85	2	2	0	2	2	0	0	0	0
1983-84	1	0	1	0	0	0	1	0	1
<b>Totals</b>	<b>76</b>	<b>33</b>	<b>42</b>	<b>36</b>	<b>16</b>	<b>20</b>	<b>40</b>	<b>17</b>	<b>22</b>

\*Note: Shootout loss occurred in 2019-20 at Tampa Bay

## OVERTIME RECORD BY OPPONENT

Year	Total			Home			Away		
	GP	W	L	GP	W	L	GP	W	L
Boston	10	5	5	4	1	3	6	4	2
Buffalo	3	3	0	1	1	0	2	2	0
Carolina	2	1	1	2	1	1	0	0	0
Columbus	4	2	2	3	1	2	1	1	0
Detroit	1	0	1	0	0	0	1	0	1
Florida	2	0	2	2	0	2	0	0	0
Montreal	2	1	1	2	1	1	0	0	0
New Jersey	1	1	0	0	0	0	1	1	0
NY Islanders	10	3	7	4	2	2	6	1	5
NY Rangers	13	7	6	6	4	2	7	3	4
Ottawa	0	0	0	0	0	0	0	0	0
Philadelphia	5	2	3	3	2	1	2	0	2
Pittsburgh	14	5	9	3	1	2	11	4	7
Tampa Bay	4	0	3	3	0	3	0	0	0
Toronto	5	3	2	3	2	1	2	1	1
<b>Totals</b>	<b>76</b>	<b>33</b>	<b>42</b>	<b>36</b>	<b>16</b>	<b>20</b>	<b>40</b>	<b>17</b>	<b>22</b>

\*Note: Shootout loss occurred in 2019-20 at Tampa Bay

# Playoff Hat Tricks & Penalty Shots

## CAPITALS HAT TRICKS

	Date	Player	Opponent	Score	Goaltender
1.	4/5/90	Dino Ciccarelli	@ New Jersey	W, 5-4	Sean Burke
2.	4/21/90	John Druce	@ NY Rangers	W, 6-3	John Vanbiesbrouck, Mike Richter
3.	4/25/92	Dino Ciccarelli (4)	@ Pittsburgh	W, 7-2	Tom Barrasso, Ken Wregget
4.	4/20/93	Dale Hunter	NY Islanders	L, 4-5 2 OT	Glenn Healy
5.	4/26/93	Al Iafrate	NY Islanders	W, 6-4	Glenn Healy, Mark Fitzpatrick
6.	5/4/09	Alex Ovechkin	Pittsburgh	W, 4-3	Marc-Andre Fleury
7.	4/17/10	Nicklas Backstrom	Montreal	W, 6-5 OT	Jaroslav Halak
8.	4/28/16	T.J. Oshie	Pittsburgh	W, 4-3 OT	Matthew Murray

## OPPONENTS HAT TRICKS

	Date	Player	Opponent	Score	Goaltender
1.	4/10/83	Mike Bossy	NY Islanders	L, 6-3	Al Jensen, Pat Riggin
2.	4/20/88	Aaron Broten	New Jersey	L, 2-5	Pete Peeters
3.	4/22/88	Mark Johnson (4)	@ New Jersey	L, 4-10	Clint Malarchuk, Pete Peeters
4.	4/22/88	Patrik Sundstrom	@ New Jersey	L, 4-10	Clint Malarchuk, Pete Peeters
5.	4/19/90	Bernie Nicholls	@ NY Rangers	L, 3-7	Mike Liut
6.	4/23/92	Mario Lemieux	Pittsburgh	L, 4-6	Don Beaupre
6.	4/26/93	Ray Ferraro (4)	NY Islanders	W, 6-4	Don Beaupre
7.	5/11/98	Daniel Alfredsson	@ Ottawa	L, 3-4	Olie Kolzig
8.	5/4/09	Sidney Crosby	@ Pittsburgh	W, 4-3	Semyon Varlamov
10.	4/17/10	Andrei Kostitsyn	Montreal	L, 5-6	Jaroslav Halak

## CAPITALS PENALTY SHOTS

	Date	Player	Opponent	Score	Result	Goalie
1.	4/14/85	Bob Carpenter	@ NY Islanders	L, 4-6	Failed	Billy Smith
2.	5/10/95	Michal Pivonka	Pittsburgh	W, 6-2	Failed	Tom Barrasso
3.	4/24/96	Joe Juneau	Pittsburgh	L, 2-3 4 OT	Failed	Ken Wregget
4.	4/20/19	Nic Dowd	Carolina	W, 6-0	Goal	Petr Mrazek

## OPPONENTS PENALTY SHOTS

	Date	Player	Opponent	Score	Result	Goalie
1.	4/9/83	Denis Potvin	NY Islanders	L, 2-6	Failed	Al Jensen
2.	4/15/08	Mike Richards	@ Philadelphia	L, 3-6	Goal	Cristobal Huet
3.	5/6/15	Carl Hagelin	NY Rangers	W, 2-1	Failed	Braden Holtby



Nic Dowd converted the first penalty shot in the playoffs in franchise history in Game 5 of the Eastern Conference first round against Carolina on April 20, 2019.

# Game-by-Game Playoff Results

## 2021-22

Eastern Conference First Round - Washington vs. Florida Panthers (best of seven) - Florida wins series 4-2

GM	Date	Opponent	Result	Series	PP	PK	SF-SA	GWG	Goalies
1	5/3	@ Florida	W, 4-2	1-0	1-3	2-2	38-32	Oshie	Vanecek/Bobrovsky
2	5/5	@ Florida	L, 1-5	1-1	1-3	4-4	27-36	Barkov	Vanecek/Samsonov/Bobrovsky
3	5/7	Florida	W, 6-1	2-1	2-6	3-3	31-30	Johansson	Samsonov/Bobrovsky
4	5/9	Florida	L, 2-3 (OT)	2-2	1-5	4-4	16-32	Verhaeghe	Samsonov/Bobrovsky
5	5/11	@ Florida	L, 3-5	2-3	1-3	3-3	33-38	Verhaeghe	Samsonov/Bobrovsky
6	5/13	Florida	L, 3-4 (OT)	2-4	1-4	2-2	37-31	Verhaeghe	Samsonov/Bobrovsky

## 2020-21

East Division First Round - Washington vs. Boston Bruins (best of seven) - Boston wins series 4-1

GM	Date	Opponent	Result	Series	PP	PK	SF-SA	GWG	Goalies
1	5/15	Boston	W, 3-2 (OT)	1-0	0-1	3-4	32-26	Dowd	Vanecek/Anderson/Rask
2	5/17	Boston	L, 3-4 (OT)	1-1	1-4	2-2	39-48	Marchand	Anderson/Rask
3	5/19	@ Boston	L, 2-3 (2OT)	1-2	1-5	4-5	37-43	C. Smith	Samsonov/Rask
4	5/21	@ Boston	L, 1-4	1-3	1-7	2-5	20-37	Pastrnak	Samsonov/Rask
5	5/23	Boston	L, 1-3	1-4	0-4	3-3	41-19	Bergeron	Samsonov/Rask

## 2019-20

Eastern Conference First Round - Washington vs. New York Islanders (best of seven) - New York wins series 4-1

GM	Date	Opponent	Result	Series	PP	PK	SF-SA	GWG	Goalies
1	8/12	NY Islanders	L, 2-4	0-1	2-7	4-4	26-28	Bailey	Holtby/Varlamov
2	8/14	NY Islanders	L, 2-5	0-2	0-2	4-5	25-32	Nelson	Holtby/Varlamov
3	8/16	@ NY Islanders	L, 1-2 (OT)	0-3	1-2	5-5	23-34	Barzal	Holtby/Varlamov
4	8/18	@ NY Islanders	W, 3-2	1-3	1-5	5-5	29-26	Ovechkin	Holtby/Varlamov
5	8/20	NY Islanders	L, 0-4	1-4	0-2	2-3	21-17	Beauvillier	Holtby/Varlamov

Eastern Conference Round Robin

GM	Date	Opponent	Result	Series	PP	PK	SF-SA	GWG	Goalies
1	8/3	@ Tampa Bay	SOL, 2-3	N/A	1-4	0-0	33-28	Kucherov	Holtby/Vasilevskiy
2	8/6	@ Philadelphia	L, 1-3	N/A	0-4	6-6	14-21	Sanheim	Holtby/Elliott
3	8/9	Boston	W, 2-1	N/A	0-2	0-2	25-31	Wilson	Holtby/Rask

## 2018-19

Eastern Conference First Round - Washington vs. Carolina Hurricanes (best of seven) - Carolina wins series 4-3

GM	Date	Opponent	Result	Series	PP	PK	SF-SA	GWG	Goalies
1	4/11	Carolina	W, 4-2	1-0	2-4	3-3	18-29	Ovechkin	Holtby/Mrazek
2	4/13	Carolina	W, 4-3 OT	2-0	0-4	4-5	33-28	Orpik	Holtby/Mrazek
3	4/15	@ Carolina	L, 0-5	2-1	0-4	3-5	18-45	Foegle	Holtby/Mrazek
4	4/18	@ Carolina	L, 1-2	2-2	1-3	2-2	31-24	Teravainen	Holtby/Mrazek
5	4/20	Carolina	W, 6-0	3-2	3-4	5-5	28-30	Backstrom	Holtby/Mrazek
6	4/22	@ Carolina	L, 2-5	3-3	0-2	4-4	35-36	Staal	Holtby/Mrazek
7	4/24	Carolina	L, 3-4 2OT	3-4	0-3	1-1	37-42	McGinn	Holtby/Mrazek

## 2017-18

Eastern Conference First Round - Washington vs. Columbus Blue Jackets (best of seven) - Washington wins series 4-2

GM	Date	Opponent	Result	Series	PP	PK	SF-SA	GWG	Goalies
1	4/12	Columbus	L, 4-3 OT	0-2	2-6	2-4	30-27	Panarin	Grubauer/Bobrovsky
2	4/15	Columbus	L, 5-4 OT	0-2	3-7	2-4	58-30	Calvert	Grubauer, Holtby/Bobrovsky
3	4/17	@ Columbus	W, 3-2 2OT	1-2	1-4	4-4	45-35	Eller	Holtby/Bobrovsky
4	4/19	@ Columbus	W, 4-1	2-2	1-3	3-3	33-24	Oshie	Holtby/Bobrovsky
5	4/21	Columbus	W, 4-3 OT	3-2	1-4	5-5	29-42	Backstrom	Holtby/Bobrovsky
6	4/23	@ Columbus	W, 6-3	4-2	1-3	4-4	28-38	Smith-Pelly	Holtby/Bobrovsky

Eastern Conference Second Round - Washington vs. Pittsburgh Penguins (best of seven) - Washington wins series 4-2

GM	Date	Opponent	Result	Series	PP	PK	SF-SA	GWG	Goalies
1	4/26	Pittsburgh	L, 2-3	0-1	0-1	2-2	34-25	Guentzel	Holtby/Murray
2	4/29	Pittsburgh	W, 4-1	1-1	1-3	3-3	32-33	Vrana	Holtby/Murray
3	5/1	@ Pittsburgh	W, 4-3	2-1	1-4	3-4	22-22	Ovechkin	Holtby/Murray
4	5/3	@ Pittsburgh	L, 1-3	2-2	1-3	2-4	21-24	Malkin	Holtby/Murray
5	5/5	Pittsburgh	W, 6-3	3-2	1-3	3-5	32-39	Vrana	Holtby/Murray
6	5/7	@ Pittsburgh	W, 2-1 OT	4-2	0-1	1-1	30-22	Kuznetsov	Holtby/Murray

# Game-by-Game Playoff Results

Eastern Conference Final - Washington vs. Tampa Bay Lightning (best of seven) - Washington wins series 4-3

GM	Date	Opponent	Result	Series	PP	PK	SF-SA	GWG	Goalies
1	5/11	@ Tampa Bay	W, 4-2	1-0	2-4	2-3	32-21	Beagle	Holtby/Vasilevskiy, Domingue
2	5/13	@ Tampa Bay	W, 6-2	2-0	1-3	2-4	37-35	Eller	Holtby/Vasilevskiy
3	5/15	Tampa Bay	L, 2-4	2-1	0-3	3-5	38-23	Hedman	Holtby/Vasilevskiy
4	5/17	Tampa Bay	L, 2-4	2-2	0-4	1-2	38-20	Killorn	Holtby/Vasilevskiy
5	5/19	@ Tampa Bay	L, 2-3	2-3	0-0	0-1	30-22	Callahan	Holtby/Vasilevskiy
6	5/21	Tampa Bay	W, 3-0	3-3	1-1	2-2	34-24	Oshie	Holtby/Vasilevskiy
7	5/23	@ Tampa Bay	W, 4-0	4-3	0-2	1-1	23-29	Ovechkin	Holtby/Vasilevskiy

Stanley Cup Final - Washington vs. Vegas Golden Knights (best of seven) - Washington wins series 4-1

GM	Date	Opponent	Result	Series	PP	PK	SF-SA	GWG	Goalies
1	5/28	@ Vegas	L, 4-6	0-1	0-1	0-1	28-34	Nosek	Holtby/Fleury
2	5/30	@ Vegas	W, 3-2	1-1	1-2	4-5	26-39	Orpik	Holtby/Fleury
3	6/2	Vegas	W, 3-1	2-1	0-4	2-2	26-22	Kuznetsov	Holtby/Fleury
4	6/4	Vegas	W, 6-2	3-1	3-5	4-4	23-30	Smith-Pelly	Holtby/Fleury
5	6/7	@ Vegas	W, 4-3	4-1	1-4	1-2	33-31	Eller	Holtby/Fleury

**2016-17**

Eastern Conference First Round - Washington vs. Toronto Maple Leafs (best of seven) - Washington wins series 4-2

GM	Date	Opponent	Result	Series	PP	PK	SF-SA	GWG	Goalies
1	4/13	Toronto	W, 3-2 OT	1-0	1-3	1-1	44-37	Wilson	Holtby/Andersen
2	4/15	Toronto	L, 3-4 OT	1-1	2-5	4-5	50-51	Kapanen	Holtby/Andersen
3	4/17	@ Toronto	L, 3-4 OT	1-2	0-3	2-3	26-28	Bozak	Holtby/Andersen
4	4/19	@ Toronto	W, 5-4	2-2	1-1	3-4	27-34	Oshie	Holtby/Andersen
5	4/21	Toronto	W, 2-1 OT	3-2	1-3	4-4	28-25	Williams	Holtby/Andersen
6	4/23	@ Toronto	W, 2-1 OT	4-2	0-2	1-1	36-38	Johansson	Holtby/Andersen

Eastern Conference Second Round - Washington vs. Pittsburgh Penguins (best of seven) - Pittsburgh wins series 4-3

GM	Date	Opponent	Result	Series	PP	PK	SF-SA	GWG	Goalies
1	4/27	Pittsburgh	L, 2-3	0-1	0-0	2-2	35-21	Bonino	Holtby/Fleury
2	4/29	Pittsburgh	L, 2-6	0-2	1-5	2-3	36-24	Guentzel	Holtby, Grubauer/Fleury
3	5/1	@ Pittsburgh	W, 3-2 OT	1-2	2-5	5-5	33-30	Shattenkirk	Holtby, Fleury
4	5/3	@ Pittsburgh	L, 2-3	1-3	0-4	4-5	38-18	Schultz	Holtby, Fleury
5	5/6	Pittsburgh	W, 4-2	2-3	0-3	1-2	32-22	Kuznetsov	Holtby, Fleury
6	5/8	@ Pittsburgh	W, 5-2	3-3	2-4	3-3	26-18	Backstrom	Holtby, Fleury
7	5/10	Pittsburgh	L, 0-2	3-4	0-2	2-2	29-28	Rust	Holtby, Fleury

**2015-16**

Eastern Conference First Round - Washington vs. Philadelphia Flyers (best of seven) - Washington wins series 4-2

GM	Date	Opponent	Result	Series	PP	PK	SF-SA	GWG	Goalies
1	4/14	Philadelphia	W, 2-0	1-0	1-6	4-4	31-19	Carlson	Holtby/Mason
2	4/16	Philadelphia	W, 4-1	2-0	2-2	4-4	23-42	Chimera	Holtby/Mason
3	4/18	@ Philadelphia	W, 6-1	3-0	5-9	5-5	27-32	Ovechkin	Holtby/Mason
4	4/20	@ Philadelphia	L, 1-2	3-1	0-2	1-2	32-25	MacDonald	Holtby/Neuvirth
5	4/22	Philadelphia	L, 0-2	3-2	0-3	6-6	44-11	White	Holtby/Neuvirth
6	4/24	@ Philadelphia	W, 1-0	4-2	0-5	3-3	29-26	Backstrom	Holtby/Neuvirth

Eastern Conference Second Round - Washington vs. Pittsburgh Penguins (best of seven) - Pittsburgh wins series 4-2

GM	Date	Opponent	Result	Series	PP	PK	SF-SA	GWG	Goalies
1	4/28	Pittsburgh	W, 4-3 OT	1-0	0-4	2-2	35-45	Oshie	Holtby/Murray
2	4/30	Pittsburgh	L, 1-2	1-1	1-2	5-5	24-35	Fehr	Holtby/Murray
3	5/2	@ Pittsburgh	L, 2-3	1-2	0-4	3-3	49-23	Hagelin	Holtby/Murray
4	5/4	@ Pittsburgh	L, 2-3 OT	1-3	0-2	4-4	36-33	Hornqvist	Holtby/Murray
5	5/7	Pittsburgh	W, 3-1	2-3	2-5	1-2	19-31	Oshie	Holtby/Murray
6	5/10	@ Pittsburgh	L, 3-4 OT	2-4	2-6	1-3	39-42	Bonino	Holtby/Murray

**2014-15**

Eastern Conference First Round - Washington vs. New York Islanders (best of seven) - Washington wins series 4-3

GM	Date	Opponent	Result	Series	PP	PK	SF-SA	GWG	Goalies
1	4/15	NY Islanders	L, 1-4	0-1	0-2	2-2	25-27	Strome	Holtby/Halak
2	4/17	NY Islanders	W, 4-3	1-1	1-1	1-1	35-21	Chimera	Grubauer/Halak
3	4/19	@ NY Islanders	L, 1-2 OT	1-2	0-3	3-3	25-42	Tavares	Holtby/Halak
4	4/21	@ NY Islanders	W, 2-1 OT	2-2	0-1	4-4	30-37	Backstrom	Holtby/Halak
5	4/23	NY Islanders	W, 5-1	3-2	0-3	2-2	41-23	Alzner	Holtby/Halak, Neuvirth
6	4/25	@ NY Islanders	L, 1-3	3-3	1-3	1-1	39-38	Kulemin	Holtby/Halak
7	4/27	NY Islanders	W, 2-1	4-3	0-0	1-1	26-11	Kuznetsov	Holtby/Halak

# Game-by-Game Playoff Results

## Eastern Conference Second Round - Washington vs. New York Rangers (best of seven) - New York wins series 4-3

GM	Date	Opponent	Result	Series	PP	PK	SF-SA	Goalies
1	4/30	@ NY Rangers	W, 2-1	1-0	1-2	2-2	29-32	Ward
2	5/2	@ NY Rangers	L, 2-3	1-1	0-1	3-4	32-35	Brassard
3	5/4	NY Rangers	W, 1-0	2-1	0-2	2-2	22-30	Beagle
4	5/6	NY Rangers	W, 2-1	3-1	0-1	1-1	30-29	Burakovsky
5	5/8	@ NY Rangers	L, 1-2 OT	3-2	0-2	2-2	29-43	McDonagh
6	5/10	NY Rangers	L, 3-4	3-3	0-4	2-3	45-28	Boyle
7	5/13	@ NY Rangers	L, 1-2 OT	3-4	0-3	3-4	36-39	Stepan

## 2012-13

### Eastern Conference Quarterfinals - Washington vs. New York Rangers (best of seven) - New York wins series 4-3

GM	Date	Opponent	Result	Series	PP	PK	SF-SA	Goalies
1	5/2	NY Rangers	W 3-1	1-0	1-5	4-4	30-36	Johansson
2	5/4	NY Rangers	W 1-0 OT	2-0	1-2	3-3	38-24	Green
3	5/6	@ NY Rangers	L 3-4	2-1	0-3	5-6	31-30	Stepan
4	5/8	@ NY Rangers	L 3-4	2-2	0-2	3-4	30-34	Stepan
5	5/10	NY Rangers	W 2-1 OT	3-2	1-2	4-4	35-25	Ribeiro
6	5/12	@ NY Rangers	L 0-1	3-3	0-0	5-5	27-29	Brassard
7	5/13	NY Rangers	L 0-5	3-4	0-2	2-2	35-27	Asham

## 2011-12

### Eastern Conference Quarterfinals - Washington vs. Boston Bruins (best of seven) - Washington wins series 4-3

GM	Date	Opponent	Result	Series	PP	PK	SF-SA	Goalies
1	4/12	@ Boston	L 0-1 OT	0-1	0-2	4-4	17-30	Kelly
2	4/14	@ Boston	W 2-1 2OT	1-1	0-3	2-2	39-44	Backstrom
3	4/16	Boston	L 3-4	1-2	1-4	5-5	32-29	Chara
4	4/19	Boston	W 2-1	2-2	1-3	1-1	21-45	Semin
5	4/21	@ Boston	W 4-3	3-2	1-2	2-3	32-37	Brouwer
6	4/22	Boston	L 3-4 OT	3-3	0-4	4-5	39-31	Seguin
7	4/25	@ Boston	W 2-1 OT	4-3	0-1	3-3	27-32	Ward

### Eastern Conference Semifinals - Washington vs. New York Rangers (best of seven) - New York wins series 4-3

GM	Date	Opponent	Result	Series	PP	PK	SF-SA	Goalies
1	4/28	@ NY Rangers	L 1-3	0-1	0-4	4-4	18-14	Kreider
2	4/30	@ NY Rangers	W 3-2	1-1	1-3	2-3	25-28	Ovechkin
3	5/2	NY Rangers	L 1-2 3OT	1-2	0-3	3-4	46-49	Gaborik
4	5/5	NY Rangers	W 3-2	2-2	1-2	2-2	26-20	Green
5	5/7	@ NY Rangers	L 2-3 OT	2-3	1-4	3-5	18-38	Staal
6	5/9	NY Rangers	W 2-1	3-3	1-3	5-5	23-31	Chimera
7	5/12	@ NY Rangers	L 1-2	3-4	0-1	2-2	23-31	Del Zotto

## 2010-11

### Eastern Conference Quarterfinals - Washington vs. New York Rangers (best-of-seven) - Washington wins series 4-1

GM	Date	Opponent	Result	Series	PP	PK	SF-SA	Goalies
1	4/13	NY Rangers	W 2-1 OT	1-0	0-2	2-2	33-25	Semin
2	4/15	NY Rangers	W 2-0	2-0	1-3	2-2	18-22	Chimera
3	4/17	@ NY Rangers	L 2-3	2-1	1-3	6-7	25-35	Dubinsky
4	4/20	@ NY Rangers	W 4-3 2OT	3-1	0-4	7-7	53-39	Chimera
5	4/23	NY Rangers	W 3-1	4-1	1-4	2-2	27-27	Ovechkin

### Eastern Conference Semifinals - Washington vs. Tampa Bay (best-of-seven) - Tampa Bay wins series 4-0

GM	Date	Opponent	Result	Series	PP	PK	SF-SA	Goalies
1	4/29	Tampa Bay	L 2-4	0-1	0-5	3-4	28-24	Stamkos
2	5/1	Tampa Bay	L 2-3 OT	0-2	0-6	4-5	37-23	Lecavalier
3	5/3	@ Tampa Bay	L 3-4	0-3	1-5	4-4	32-30	Malone
4	5/4	@ Tampa Bay	L 3-5	0-4	1-3	3-5	36-37	Bergeron

## 2009-10

### Eastern Conference Quarterfinals - Washington vs. Montreal Canadiens (best-of-seven) - Montreal wins series 4-3

GM	Date	Opponent	Result	Series	PP	PK	SF-SA	Goalies
1	4/15	Montreal	L 2-3 OT	0-1	0-4	3-4	47-38	Plekanec
2	4/17	Montreal	W 6-5 OT	1-1	0-3	2-3	37-24	Backstrom
3	4/19	@ Montreal	W 5-1	2-1	0-7	4-5	36-27	Laich
4	4/21	@ Montreal	W 6-3	3-1	1-5	3-4	38-39	Chimera
5	4/23	Montreal	L 1-2	3-2	0-5	6-6	38-28	Moen
6	4/26	@ Montreal	L 1-4	3-3	0-6	4-5	54-22	Cammalleri
7	4/28	Montreal	L 1-2	3-4	0-3	2-3	42-16	Moore

# Game-by-Game Playoff Results

## 2008-09

Eastern Conference Quarterfinals – Washington vs. New York Rangers (best-of-seven) – Washington wins series 4-3

GM	Date	Opponent	Result	Series	PP	PK	SF-SA	GWG	Goalies
1	4/15	NY Rangers	L 3-4	0-1	2-7	2-4	35-21	Dubinsky	Theodore/Lundqvist
2	4/18	NY Rangers	L 0-1	0-2	0-3	5-5	35-24	Callahan	Varlamov/Lundqvist
3	4/20	@ NY Rangers	W 4-0	1-2	2-6	6-6	40-33	Semin	Varlamov/Lundqvist
4	4/22	@ NY Rangers	L 1-2	1-3	0-6	3-3	39-21	Drury	Varlamov/Lundqvist
5	4/24	NY Rangers	W 4-0	2-3	0-7	4-4	21-20	Bradley	Varlamov/Lundqvist, Valiquette
6	4/26	@ NY Rangers	W 5-3	3-3	2-2	6-8	22-32	Kozlov	Varlamov/Lundqvist
7	4/28	NY Rangers	W 2-1	4-3	0-2	1-1	24-15	Fedorov	Varlamov/Lundqvist

Eastern Conference Semifinals – Washington vs. Pittsburgh (best-of-seven) – Pittsburgh wins series 4-3

1	5/2	Pittsburgh	W 3-2	1-0	1-2	5-5	26-36	Fleischmann	Varlamov/Fleury
2	5/4	Pittsburgh	W 4-3	2-0	1-5	3-5	33-36	Ovechkin	Varlamov/Fleury
3	5/6	@ Pittsburgh	L 2-3 OT	2-1	1-2	6-7	23-42	Letang	Varlamov/Fleury
4	5/8	@ Pittsburgh	L 3-5	2-2	0-4	5-6	22-28	Crosby	Varlamov/Fleury
5	5/9	Pittsburgh	L 3-4 OT	2-3	1-2	1-2	31-42	Malkin	Varlamov/Fleury
6	5/11	@ Pittsburgh	W 5-4 OT	3-3	1-4	3-5	24-42	Steckel	Varlamov/Fleury
7	5/13	Pittsburgh	L 2-6	3-4	0-0	2-4	21-30	Guerin	Varlamov, Theodore/Fleury

Eastern Conference Semifinals – Washington vs. Pittsburgh (best-of-seven) – Pittsburgh wins series 4-3

1	5/2	Pittsburgh	W 3-2	1-0	1-2	5-5	26-36	Fleischmann	Varlamov/Fleury
2	5/4	Pittsburgh	W 4-3	2-0	1-5	3-5	33-36	Ovechkin	Varlamov/Fleury
3	5/6	@ Pittsburgh	L 2-3 OT	2-1	1-2	6-7	23-42	Letang	Varlamov/Fleury
4	5/8	@ Pittsburgh	L 3-5	2-2	0-4	5-6	22-28	Crosby	Varlamov/Fleury
5	5/9	Pittsburgh	L 3-4 OT	2-3	1-2	1-2	31-42	Malkin	Varlamov/Fleury
6	5/11	@ Pittsburgh	W 5-4 OT	3-3	1-4	3-5	24-42	Steckel	Varlamov/Fleury
7	5/13	Pittsburgh	L 2-6	3-4	0-0	2-4	21-30	Guerin	Varlamov, Theodore/Fleury

## 2007-08

Eastern Conference Quarterfinals – Washington vs. Philadelphia (best-of-seven) – Philadelphia wins series 4-3

GM	Date	Opponent	Result	Series	PP	PK	SF-SA	GWG	Goalies
1	4/11	Philadelphia	W 5-4	1-0	1-3	2-3	27-22	Ovechkin	Huet/Biron
2	4/13	Philadelphia	L 0-2	1-1	0-6	5-5	24-41	Umberger	Huet/Biron
3	4/15	@ Philadelphia	L 3-6	1-2	1-7	6-7	19-33	Briere	Huet/Biron
4	4/17	@ Philadelphia	L 3-4 2OT	1-3	2-4	6-7	41-46	Knuble	Huet/Biron
5	4/19	Philadelphia	W 3-2	2-3	2-6	2-3	26-32	Semin	Huet/Biron
6	4/21	@ Philadelphia	W 4-2	3-3	1-5	3-5	40-35	Ovechkin	Huet/Biron
7	4/22	Philadelphia	L 2-3 OT	3-4	1-4	4-6	41-34	Lupul	Huet/Biron

## 2002-03

Eastern Conference Quarterfinals – Washington vs. Tampa Bay (best-of-seven) – Tampa Bay wins series 4-2

GM	Date	Opponent	Result	Series	PP	PK	SF-SA	GWG	Goalies
1	4/10	@ Tampa Bay	W 3-0	1-0	0-3	4-4	22-28	Lang	Kolzig/Khabibulin
2	4/12	@ Tampa Bay	W 6-3	2-0	3-6	4-4	31-43	Nylander	Kolzig/Khabibulin
3	4/15	Tampa Bay	L 3-4 OT	2-1	1-4	3-4	19-28	Lecavalier	Kolzig/Khabibulin
4	4/16	Tampa Bay	L 1-3	2-2	0-3	6-6	23-25	St. Louis	Kolzig/Khabibulin
5	4/18	@ Tampa Bay	L 1-2	2-3	0-4	2-3	23-22	St. Louis	Kolzig/Khabibulin
6	4/20	Tampa Bay	L 1-2 3OT	2-4	1-7	4-6	61-46	St. Louis	Kolzig/Khabibulin

## 2000-01

Eastern Conference Quarterfinals – Washington vs. Pittsburgh (best-of-seven) – Pittsburgh wins series 4-2

GM	Date	Opponent	Result	Series	PP	PK	SF-SA	GWG	Goalies
1	4/12	Pittsburgh	W 1-0	1-0	1-5	1-1	27-16	Bondra	Kolzig/Hedberg
2	4/14	Pittsburgh	L 1-2	1-1	1-3	1-2	18-27	Lemieux	Kolzig/Hedberg
3	4/16	@ Pittsburgh	L 0-3	1-2	0-4	4-4	34-24	Stevens	Kolzig/Hedberg
4	4/18	@ Pittsburgh	W 4-3 OT	2-2	3-4	3-5	29-32	Halpern	Kolzig/Hedberg
5	4/21	Pittsburgh	L 1-2	2-3	1-3	3-3	22-18	Lemieux	Kolzig/Hedberg
6	4/23	@ Pittsburgh	L 3-4 OT	2-4	1-3	4-6	31-36	Straka	Kolzig/Hedberg

## 1999-00

Eastern Conference Quarterfinals – Pittsburgh vs. Washington (best-of-seven) – Pittsburgh wins series 4-1

GM	Date	Opponent	Result	Series	PP	PK	SF-SA	GWG	Goalies
1	4/13	Pittsburgh	L 0-7	0-1	0-5	5-8	32-26	Laukkanen	Kolzig, Billington/Tugnutt
2	4/15	@ Pittsburgh	L 1-2 OT	0-2	1-5	8-9	38-21	Jagr	Kolzig/Tugnutt
3	4/17	@ Pittsburgh	L 3-4	0-3	1-3	4-5	27-22	Slegner	Kolzig/Tugnutt
4	4/19	Pittsburgh	W 3-2	1-3	1-6	3-4	37-23	Halpern	Kolzig/Tugnutt
5	4/21	Pittsburgh	L 1-2	1-4	0-2	3-3	26-17	Jagr	Kolzig/Tugnutt



# Game-by-Game Playoff Results

## 1997-98

Eastern Conference Quarterfinals – Washington vs. Boston (best-of-seven) – Washington wins series 4-2

GM	Date	Opponent	Result	Series	PP	PK	SF-SA	GWG	Goalies
1	4/22	Boston	W 3-1	1-0	0-2	3-4	28-28	Gonchar	Kolzig/Dafoe
2	4/24	Boston	L 3-4 2OT	1-1	1-2	6-7	28-40	Van Impe	Kolzig/Dafoe
3	4/26	@ Boston	W 3-2 OT	2-1	1-5	8-10	27-54	Juneau	Kolzig/Dafoe
4	4/28	@ Boston	W 3-0	3-1	1-3	7-7	18-38	Oates	Kolzig/Dafoe
5	5/1	Boston	L 0-4	3-2	0-5	4-6	26-30	Samsonov	Kolzig/Dafoe
6	5/3	@ Boston	W 3-2 2OT	4-2	0-3	6-6	33-49	Bellows	Kolzig/Dafoe

Eastern Conference Semifinals – Washington vs. Ottawa (best-of-seven) – Washington wins series 4-1

GM	Date	Opponent	Result	Series	PP	PK	SF-SA	GWG	Goalies
1	5/7	Ottawa	W 4-2	1-0	0-2	4-5	23-38	Bondra	Kolzig/Rhodes, Tugnutt
2	5/9	Ottawa	W 6-1	2-0	1-4	7-7	18-31	Juneau	Kolzig/Tugnutt
3	5/11	@ Ottawa	L 3-4	2-1	2-4	2-5	17-34	Yashin	Kolzig/Rhodes
4	5/13	@ Ottawa	W 2-0	3-1	0-3	5-5	11-36	Gonchar	Kolzig/Rhodes
5	5/15	Ottawa	W 3-0	4-1	1-3	4-4	21-29	Juneau	Kolzig/Rhodes

Eastern Conference Finals – Washington vs. Buffalo (best-of-seven) – Washington wins series 4-2

GM	Date	Opponent	Result	Series	PP	PK	SF-SA	GWG	Goalies
1	5/23	Buffalo	L 0-2	0-1	0-5	7-7	19-20	Grosek	Kolzig/Hasek
2	5/25	Buffalo	W 3-2 OT	1-1	1-7	3-4	39-33	Krygier	Kolzig/Hasek
3	5/28	@ Buffalo	W 4-3 OT	2-1	2-4	4-5	30-30	Bondra	Kolzig/Hasek
4	5/30	@ Buffalo	W 2-0	3-1	0-4	7-7	19-30	Berube	Kolzig/Hasek
5	6/2	Buffalo	L 1-2	3-2	1-5	4-4	35-16	Woolley	Kolzig/Hasek
6	6/4	@ Buffalo	W 3-2 OT	4-2	1-6	6-6	38-41	Juneau	Kolzig/Hasek

Stanley Cup Final – Washington vs. Detroit (best-of-seven) – Detroit wins series 4-0

GM	Date	Opponent	Result	Series	PP	PK	SF-SA	GWG	Goalies
1	6/9	@ Detroit	L 1-2	0-1	0-4	3-3	17-31	Lidstrom	Kolzig/Osgood
2	6/11	@ Detroit	L 4-5 OT	0-2	1-4	4-4	33-60	Draper	Kolzig/Osgood
3	6/13	Detroit	L 1-2	0-3	1-5	5-5	18-34	Fedorov	Kolzig/Osgood
4	6/16	Detroit	L 1-4	0-4	0-4	2-5	31-38	Lapointe	Kolzig/Osgood

## 1995-96

Eastern Conference Quarterfinals – Washington vs. Pittsburgh (best-of-seven) – Pittsburgh wins series 4-2

GM	Date	Opponent	Result	Series	PP	PK	SF-SA	GWG	Goalies
1	4/17	@ Pittsburgh	W 6-4	1-0	1-5	5-6	35-28	Krygier	Carey, Kolzig/Barrasso
2	4/19	@ Pittsburgh	W 5-3	2-0	3-6	6-7	34-36	Bondra	Kolzig/Barrasso
3	4/22	Pittsburgh	L 1-4	2-1	1-10	5-6	39-19	Murray	Carey/Wregget
4	4/24	Pittsburgh	L 2-3 4OT	2-2	2-8	8-10	63-65	Nedved	Kolzig/Wregget
5	4/26	@ Pittsburgh	L 1-4	2-3	0-5	9-9	40-32	Leroux	Kolzig/Wregget
6	4/28	Pittsburgh	L 2-3	2-4	0-4	2-4	37-26	Francis	Carey, Kolzig/Wregget

## 1994-95

Eastern Conference Quarterfinals – Washington vs. Pittsburgh (best-of-seven) – Pittsburgh wins series 4-3

GM	Date	Opponent	Result	Series	PP	PK	SF-SA	GWG	Goalies
1	5/6	@ Pittsburgh	W 5-4	1-0	0-6	4-7	34-27	Gonchar	Carey, Kolzig/Wregget
2	5/8	@ Pittsburgh	L 3-5	1-1	1-5	4-6	22-33	Stevens	Carey/Wregget
3	5/10	Pittsburgh	W 6-2	2-1	3-10	8-9	28-25	Bondra	Carey/Wregget, Barrasso
4	5/12	Pittsburgh	W 6-2	3-1	0-8	5-5	31-22	Pearson	Carey/Barrasso
5	5/14	@ Pittsburgh	L 5-6 OT	3-2	2-6	4-5	28-31	Robitaille	Carey/Wregget
6	5/16	Pittsburgh	L 1-7	3-3	0-6	4-6	31-21	Jagr	Carey, Kolzig, Dafoe/Wregget
7	5/18	@ Pittsburgh	L 0-3	3-4	0-3	3-4	33-18	MacIver	Carey/Wregget

## 1993-94

Eastern Conference Quarterfinals – Washington vs. Pittsburgh (best-of-seven) – Washington wins series 4-2

GM	Date	Opponent	Result	Series	PP	PK	SF-SA	GWG	Goalies
1	4/17	@ Pittsburgh	W 5-3	1-0	0-5	4-4	31-30	Juneau	Beaupre/Barrasso
2	4/19	@ Pittsburgh	L 1-2	1-1	1-7	5-6	35-17	Tocchet	Dafoe/Barrasso
3	4/21	Pittsburgh	W 2-0	2-1	0-6	7-7	17-27	Reekie	Beaupre/Barrasso
4	4/23	Pittsburgh	W 4-1	3-1	1-2	2-2	30-22	Bondra	Beaupre/Barrasso
5	4/25	@ Pittsburgh	L 2-3	3-2	0-5	3-3	28-22	Jagr	Dafoe/Barrasso
6	4/27	Pittsburgh	W 6-3	4-2	1-4	5-6	29-22	Johansson	Beaupre/Barrasso

Eastern Conference Semifinals – Washington vs. NY Rangers (best-of-seven) – NY Rangers win series 4-1

GM	Date	Opponent	Result	Series	PP	PK	SF-SA	GWG	Goalies
1	5/1	@ NY Rangers	L 3-6	0-1	1-6	6-7	30-24	Noonan	Beaupre/Richter
2	5/3	@ NY Rangers	L 2-5	0-2	0-4	4-4	24-25	Tikkanen	Tabaracci/Richter
3	5/5	NY Rangers	L 0-3	0-3	0-4	2-4	21-21	Leetch	Beaupre/Richter
4	5/7	NY Rangers	W 4-2	1-3	1-6	5-6	23-27	Woolley	Beaupre/Richter, Healy
5	5/9	@ NY Rangers	L 3-4	1-4	0-5	4-4	31-36	Leetch	Beaupre, Tabaracci/Richter

# Game-by-Game Playoff Results

## 1992-93

Patrick Division Semifinals – NY Islanders vs. Washington (best-of-seven) – NY Islanders win series 4-2

GM	Date	Opponent	Result	Series	PP	PK	SF-SA	GWG	Goalies
1	4/18	NY Islanders	W 3-1	1-0	2-5	5-5	27-23	Hunter	Tabaracci/Healy
2	4/20	NY Islanders	L 4-5 2OT	1-1	2-5	5-5	45-61	Mullen	Tabaracci/Healy
3	4/22	@ NY Islanders	L 3-4 OT	1-2	0-2	4-4	25-30	Ferraro	Tabaracci/Healy
4	4/24	@ NY Islanders	L 3-4 2OT	1-3	2-6	4-5	40-46	Ferraro	Tabaracci/Healy
5	4/26	NY Islanders	W 6-4	2-3	2-4	4-4	26-32	Iafrate	Beaupre/Healy, Fitzpatrick
6	4/28	@ NY Islanders	L 3-5	2-4	1-4	6-6	26-33	Green	Beaupre/Healy

## 1991-92

Patrick Division Semifinals – Pittsburgh vs. Washington (best-of-seven) – Pittsburgh wins series 4-3

GM	Date	Opponent	Result	Series	PP	PK	SF-SA	GWG	Goalies
1	4/19	Pittsburgh	W 3-1	1-0	0-3	2-2	31-33	Druce	Beaupre/Barrasso
2	4/21	Pittsburgh	W 6-2	2-0	3-8	5-7	31-35	Pivonka	Beaupre/Barrasso
3	4/23	@ Pittsburgh	L 4-6	2-1	2-11	9-12	34-29	Lemieux	Beaupre/Barrasso
4	4/25	@ Pittsburgh	W 7-2	3-1	1-3	5-5	35-33	Khristich	Beaupre/Barrasso, Wregget
5	4/27	Pittsburgh	L 2-5	3-2	0-4	1-2	23-25	Murphy	Beaupre/Barrasso
6	4/29	@ Pittsburgh	L 4-6	3-3	1-6	1-5	29-39	Lemieux	Beaupre/Barrasso
7	5/1	Pittsburgh	L 1-3	3-4	0-1	0-1	19-21	Jagr	Beaupre/Barrasso

## 1990-91

Patrick Division Semifinals – Washington vs. NY Rangers (best-of-seven) – Washington wins series 4-2

GM	Date	Opponent	Result	Series	PP	PK	SF-SA	GWG	Goalies
1	4/3	@ NY Rangers	L 1-2	0-1	0-5	5-5	29-30	Nicholls	Beaupre/Richter
2	4/5	@ NY Rangers	W 3-0	1-1	1-7	8-8	32-36	Ciccarelli	Beaupre/Richter
3	4/7	NY Rangers	L 0-6	1-2	0-5	7-9	37-38	King	Beaupre, Liut/Richter
4	4/9	NY Rangers	W 3-2	2-2	0-2	4-4	26-21	May	Beaupre/Richter
5	4/11	@ NY Rangers	W 5-4 OT	3-2	1-5	5-6	55-35	Ciccarelli	Beaupre/Richter
6	4/13	NY Rangers	W 4-2	4-2	0-3	3-4	26-25	Ridley	Beaupre/Richter, Vanbiesbrouck

Patrick Division Final – Washington vs. Pittsburgh (best-of-seven) – Pittsburgh wins series 4-1

GM	Date	Opponent	Result	Series	PP	PK	SF-SA	GWG	Goalies
1	4/17	@ Pittsburgh	W 4-2	1-0	2-4	1-3	31-26	Iafrate	Beaupre/Pietrangelo
2	4/19	@ Pittsburgh	L 6-7 OT	1-1	3-6	4-6	42-43	Stevens	Beaupre, Liut/Pietrangelo
3	4/21	Pittsburgh	L 1-3	1-2	1-6	4-4	27-22	Stevens	Beaupre/Barrasso
4	4/23	Pittsburgh	L 1-3	1-3	0-4	5-6	39-19	Stevens	Beaupre/Barrasso
5	4/25	@ Pittsburgh	L 1-4	1-4	0-2	4-4	34-31	Francis	Beaupre/Barrasso

## 1989-90

Patrick Division Semifinals – Washington vs. New Jersey (best-of-seven) – Washington wins series 4-2

GM	Date	Opponent	Result	Series	PP	PK	SF-SA	GWG	Goalies
1	4/5	@ New Jersey	W 5-4 OT	1-0	1-6	6-7	24-30	Ciccarelli	Liut/Burke
2	4/7	@ New Jersey	L 5-6	1-1	1-5	6-8	26-39	Stastny	Liut, Beaupre/Terreri
3	4/9	New Jersey	L 1-2	1-2	1-8	4-5	21-10	Shanahan	Liut/Terreri
4	4/11	New Jersey	W 3-1	2-2	1-5	4-4	33-24	Druce	Beaupre/Burke
5	4/13	@ New Jersey	W 4-3	3-2	0-2	3-4	24-20	Courtnall	Beaupre/Terreri
6	4/15	New Jersey	W 3-2	4-2	0-3	3-3	32-34	Druce	Beaupre/Terreri

Patrick Division Finals – Washington vs. NY Rangers (best-of-seven) – Washington wins series 4-1

GM	Date	Opponent	Result	Series	PP	PK	SF-SA	GWG	Goalies
1	4/19	@ NY Rangers	L 3-7	0-1	0-3	3-6	35-38	Ogrodnick	Liut/Vanbiesbrouck
2	4/21	@ NY Rangers	W 6-3	1-1	2-3	5-6	25-28	Druce	Beaupre/Vanbiesbrouck, Richter
3	4/23	NY Rangers	W 7-1	2-1	3-9	7-7	49-19	Courtnall	Beaupre, Liut/Richter
4	4/25	NY Rangers	W 4-3 OT	3-1	2-7	7-8	25-33	Langway	Liut/Richter, Vanbiesbrouck
5	4/27	@ NY Rangers	W 2-1 OT	4-1	0-6	5-5	34-29	Druce	Liut/Vanbiesbrouck

Wales Conference Finals – Washington vs. Boston (best-of-seven) – Boston wins series 4-0

GM	Date	Opponent	Result	Series	PP	PK	SF-SA	GWG	Goalies
1	5/3	@ Boston	L 3-5	0-1	1-3	4-5	26-35	Propp	Liut/Moog
2	5/5	@ Boston	L 0-3	0-2	0-4	3-3	28-30	Carpenter	Beaupre/Moog
3	5/7	Boston	L 1-4	0-3	1-6	4-5	26-24	Janney	Beaupre/Moog
4	5/9	Boston	L 2-3	0-4	0-1	2-3	14-17	Neely	Liut/Moog

## 1988-89

Patrick Division Semifinals – Washington vs. Philadelphia (best-of-seven) – Philadelphia wins series 4-2

GM	Date	Opponent	Result	Series	PP	PK	SF-SA	GWG	Goalies
1	4/5	Philadelphia	W 3-2	1-0	1-8	4-5	36-29	Franceschetti	Peeters/Hextall
2	4/6	Philadelphia	L 2-3	1-1	1-8	2-4	21-26	Propp	Peeters/Hextall
3	4/8	@ Philadelphia	W 4-3 OT	2-1	2-5	5-6	44-24	Miller	Peeters/Hextall
4	4/9	@ Philadelphia	L 2-5	2-2	1-9	4-6	32-31	Murphy	Peeters/Hextall
5	4/11	Philadelphia	L 5-8	2-3	3-9	3-5	34-26	Eklund	Peeters/Hextall
6	4/13	@ Philadelphia	L 3-4	2-4	1-4	7-8	34-28	Tocchet	Peeters/Hextall

# Game-by-Game Playoff Results

## 1987-88

Patrick Division Semifinals – Washington vs. Philadelphia (best-of-seven) – Washington wins series 4-3

GM	Date	Opponent	Result	Series	PP	PK	SF-SA	GWG	Goalies
1	4/6	Philadelphia	L 2-4	0-1	2-8	3-4	37-31	Poulin	Peeters/Hextall
2	4/7	Philadelphia	W 5-4	1-1	0-4	5-5	28-35	Miller	Peeters/Hextall
3	4/9	@ Philadelphia	L 3-4	1-2	1-6	5-6	17-29	Samuelsson	Peeters/Hextall
4	4/10	@ Philadelphia	L 4-5 OT	1-3	0-4	5-5	26-30	Craven	Malarchuk/Hextall, Laforest
5	4/12	Philadelphia	W 5-2	2-3	0-8	7-8	32-33	Hatcher	Peeters/Hextall, Laforest
6	4/14	@ Philadelphia	W 7-2	3-3	4-9	7-8	28-26	Gustafson	Peeters/Hextall
7	4/16	Philadelphia	W 5-4	4-3	1-8	4-5	40-33	Hunter	Peeters/Hextall

Patrick Division Finals – Washington vs. New Jersey (best-of-seven) – New Jersey wins series 4-3

GM	Date	Opponent	Result	Series	PP	PK	SF-SA	GWG	Goalies
1	4/18	New Jersey	W 3-1	1-0	1-3	4-4	31-34	Murphy	Peeters/Burke
2	4/20	New Jersey	L 2-5	1-1	1-9	4-7	30-30	Broten	Peeters/Burke
3	4/22	@ New Jersey	L 4-10	1-2	1-9	5-8	32-31	Samuelsson	Malarchuk, Peeters/Burke
4	4/24	@ New Jersey	W 4-1	2-2	1-11	5-6	31-25	Sunderstrom	Malarchuk, Peeters/Burke
5	4/26	New Jersey	L 1-3	2-3	0-6	4-5	29-31	Kurvers	Malarchuk/Sauve

## 1986-87

Patrick Division Semifinals – Washington vs. NY Islanders (best-of-seven) – NY Islanders win series 4-3

GM	Date	Opponent	Result	Series	PP	PK	SF-SA	GWG	Goalies
1	4/8	NY Islanders	W 4-3	1-0	0-8	5-6	32-28	Ridley	Peeters/Hrudey
2	4/9	NY Islanders	L 1-3	1-1	0-5	2-3	28-24	Trottier	Peeters/Hrudey
3	4/11	@ NY Islanders	W 2-0	2-1	0-6	4-4	32-26	Murphy	Mason/Hrudey
4	4/12	@ NY Islanders	W 4-1	3-1	0-9	4-5	37-26	Christian	Mason/Hrudey
5	4/14	NY Islanders	L 2-4	3-2	1-6	6-6	42-24	Gilbert	Peeters/Hrudey
6	4/16	@ NY Islanders	L 4-5	3-3	1-2	3-4	27-34	LaFontaine	Mason/Hrudey
7	4/18	NY Islanders	L 2-3 4OT	3-4	0-2	2-2	75-57	LaFontaine	Mason/Hrudey

## 1985-86

Patrick Division Semifinals – Washington vs. NY Islanders (best-of-five) – Washington wins series 3-0

GM	Date	Opponent	Result	Series	PP	PK	SF-SA	GWG	Goalies
1	4/9	NY Islanders	W 3-1	1-0	0-5	5-5	36-33	Carpenter	Peeters/Hrudey
2	4/10	NY Islanders	W 5-2	2-0	0-2	1-2	34-29	Stevens	Peeters/Smith
3	4/12	@ NY Islanders	W 3-1	3-0	-	-	23-28	Stevens	Peeters/Hrudey

Patrick Division Finals – Washington vs. NY Rangers (best-of-seven) – NY Rangers win series 4-2

GM	Date	Opponent	Result	Series	PP	PK	SF-SA	GWG	Goalies
1	4/17	NY Rangers	L 3-4 OT	0-1	0-3	3-3	27-23	MacLellan	Peeters/Vanbiesbrouck
2	4/19	NY Rangers	W 8-1	1-1	2-7	7-7	39-20	Laughlin	Peeters/Vanbiesbrouck, Hanlon
3	4/21	@ NY Rangers	W 6-3	2-1	-	-	28-42	Barrett	Peeters/Vanbiesbrouck
4	4/23	@ NY Rangers	L 5-6 OT	2-2	-	-	29-30	Brooke	Peeters/Vanbiesbrouck
5	4/25	NY Rangers	L 2-4	2-3	2-6	2-3	32-27	Sandstrom	Peeters/Vanbiesbrouck
6	4/27	@ NY Rangers	L 1-2	2-4	-	-	28-21	Larouche	Peeters/Vanbiesbrouck

## 1984-85

Patrick Division Semifinals – Washington vs. NY Islanders (best-of-five) – NY Islanders win series 3-2

GM	Date	Opponent	Result	Series	PP	PK	SF-SA	GWG	Goalies
1	4/10	NY Islanders	W 4-3 OT	1-0	2-10	4-5	42-17	Haworth	Riggin/Smith
2	4/11	NY Islanders	W 2-1 2OT	2-0	0-5	2-2	41-37	Gartner	Jensen/Hrudey
3	4/13	@ NY Islanders	L 1-2	2-1	0-2	3-3	16-15	Sutter	Jensen/Smith
4	4/14	@ NY Islanders	L 4-6	2-2	2-5	4-6	33-34	Trottier	Jensen/Smith
5	4/16	NY Islanders	L 1-2	2-3	0-4	3-3	31-32	Sutter	Riggin/Smith

## 1983-84

Patrick Division Semifinals – Washington vs. Philadelphia (best-of-five) – Washington wins series 3-0

GM	Date	Opponent	Result	Series	PP	PK	SF-SA	GWG	Goalies
1	4/4	Philadelphia	W 4-2	1-0	0-3	0-1	26-21	Duchesne	Riggin/Froese, Lindbergh
2	4/5	Philadelphia	W 6-2	2-0	2-6	2-2	32-32	Laughlin	Jensen/Froese
3	4/7	@ Philadelphia	W 5-1	3-0	1-2	4-4	32-38	Laughlin	Jensen/Lindbergh, Froese

Patrick Division Finals – Washington vs. NY Islanders (best-of-seven) – NY Islanders win series 4-1

GM	Date	Opponent	Result	Series	PP	PK	SF-SA	GWG	Goalies
1	4/12	@ NY Islanders	W 3-2	1-0	2-6	2-3	27-18	Laughlin	Jensen/Smith, Melanson
2	4/13	@ NY Islanders	L 4-5 OT	1-1	4-7	4-5	35-22	Kallur	Jensen, Riggin/Smith
3	4/15	NY Islanders	L 1-3	1-2	0-3	3-3	33-19	Sutter	Riggin/Smith
4	4/16	NY Islanders	L 2-5	1-3	0-4	2-2	24-23	Boutillier	Riggin, Jensen/Smith
5	4/18	@ NY Islanders	L 3-5	1-4	1-7	3-5	26-28	Flatley	Jensen, Riggin/Smith

# Game-by-Game Playoff Results

**1982-83**

Patrick Division Semifinals – Washington vs. NY Islanders (best-of-five) – NY Islanders win series 3-1

GM	Date	Opponent	Result	Series	PP	PK	SF-SA	GWG	Goalies
1	4/6	@ NY Islanders	L 2-5	0-1	-	-	29-37	Tonelli	Riggin/Smith
2	4/7	@ NY Islanders	W 4-2	1-1	-	-	39-32	Gould	Jensen/Smith
3	4/9	NY Islanders	L 2-6	1-2	-	-	28-28	Trottier	Jensen, Riggin/Smith
4	4/10	NY Islanders	L 3-6	1-3	-	-	31-37	Hallin	Jensen, Riggin/Smith

# Year-by-Year Playoff Statistics

## 2021-22

Player	GP	G	A	PTS	PIM
T.J. Oshie	6	6	1	7	0
Nicklas Backstrom	6	2	4	6	4
Alex Ovechkin	6	1	5	6	0
Evgeny Kuznetsov	6	2	3	5	2
John Carlson	6	1	4	5	2
Anthony Mantha	6	0	4	4	13
Justin Schultz	6	1	2	3	6
Lars Eller	6	1	2	3	0
Garnet Hathaway	6	1	1	2	16
Trevor van Riemsdyk	6	1	1	2	0
Nic Dowd	6	1	1	2	4
Marcus Johansson	6	1	1	2	0
Johan Larsson	6	0	2	2	2
Tom Wilson	1	1	0	1	0
Connor McMichael	4	0	1	1	0
Conor Sheary	6	0	1	1	0
Dmitry Orlov	6	0	1	1	2
Brett Leason	1	0	0	0	0
Martin Fehervary	6	0	0	0	8
Nick Jensen	6	0	0	0	4

Goaltender	GP	MIN	W	L	GAA	SO	SA	PCT
Ilya Samsonov	5	263	1	3	2.97	0	148	.912
Vitek Vanecek	2	100	1	1	4.21	0	51	.863

## 2020-21

Player	GP	G	A	PTS	PIM
Alex Ovechkin	5	2	2	4	2
T.J. Oshie	5	1	3	4	0
Garnet Hathaway	5	2	1	3	4
Dmitry Orlov	5	0	3	3	6
Nic Dowd	5	2	0	2	4
Tom Wilson	5	1	1	2	6
John Carlson	5	0	2	2	6
Anthony Mantha	5	0	2	2	6
Conor Sheary	5	1	0	1	2
Brenden Dillon	5	1	0	1	0
Daniel Sprong	3	0	1	1	4
Nicklas Backstrom	5	0	1	1	0
Carl Hagelin	5	0	1	1	0
Lars Eller	4	0	1	1	0
Michael Raffl	4	0	0	0	4
Evgeny Kuznetsov	3	0	0	0	0
Nick Jensen	5	0	0	0	2
Justin Schultz	5	0	0	0	2
Zdeno Chara	5	0	0	0	2
Daniel Carr	1	0	0	0	2

Goaltender	GP	MIN	W	L	GAA	SO	SA	PCT
Craig Anderson	2	201	1	1	2.67	0	70	.929
Ilya Samsonov	3	201	0	3	2.99	0	99	.899
Vitek Vanecek	1	13	0	0	4.56	0	4	.750

## 2019-20

Player	GP	G	A	PTS	PIM
John Carlson	5	0	6	6	2
Alex Ovechkin	8	4	1	5	2
Evgeny Kuznetsov	8	3	2	5	4
T.J. Oshie	8	3	0	3	13
Tom Wilson	8	1	2	3	23
Dmitry Orlov	8	0	3	3	4
Radko Gudas	5	0	2	2	2
Richard Panik	8	1	0	1	6
Travis Boyd	4	1	0	1	0
Brenden Dillon	8	0	1	1	8
Lars Eller	5	0	1	1	2
Michal Kempny	5	0	1	1	4
Nicklas Backstrom	5	0	1	1	0
Carl Hagelin	8	0	1	1	2
Ilya Kovalchuk	8	0	1	1	2
Brian Pinho	2	0	0	0	0
Nic Dowd	8	0	0	0	4
Martin Fehervary	2	0	0	0	0
Jonas Siegenthaler	7	0	0	0	0
Jakub Vrana	8	0	0	0	2
Garnet Hathaway	8	0	0	0	12
Nick Jensen	8	0	0	0	0

Goaltender	GP	MIN	W	L	GAA	SO	SA	PCT
Braden Holtby	8	483	2	5	2.49	0	213	.906

## 2018-19

Player	GP	G	A	PTS	PIM
Alex Ovechkin	7	4	5	9	19
Nicklas Backstrom	7	5	3	8	4
Evgeny Kuznetsov	7	1	5	6	2
Tom Wilson	7	3	2	5	2
John Carlson	7	0	5	5	6
Dmitry Orlov	7	0	4	4	4
Lars Eller	7	1	2	3	2
Brett Connolly	7	2	0	2	6
Brooks Orpik	7	1	1	2	8
Andre Burakovsky	7	1	1	2	0
T.J. Oshie	4	1	1	2	4
Matt Niskanen	7	0	2	2	0
Nic Dowd	7	1	0	1	6
Carl Hagelin	7	0	1	1	0
Nick Jensen	7	0	0	0	2
Jakub Vrana	7	0	0	0	6
Travis Boyd	1	0	0	0	0
Christian Djoos	3	0	0	0	0
Jonas Siegenthaler	4	0	0	0	2
Devante Smith-Pelly	3	0	0	0	0
Chandler Stephenson	6	0	0	0	2

Goaltender	GP	MIN	W	L	GAA	SO	SA	PCT
Braden Holtby	7	449	3	4	2.67	1	233	.914

## 2017-18

Player	GP	G	A	PTS	PIM
Evgeny Kuznetsov	24	12	20	32	16
Alex Ovechkin	24	15	12	27	8
Nicklas Backstrom	20	5	18	23	6
T.J. Oshie	24	8	13	21	31
John Carlson	24	5	15	20	8
Lars Eller	24	7	11	18	18
Tom Wilson	21	5	10	15	31
Brett Connolly	24	6	3	9	6
Matt Niskanen	24	1	8	9	8
Devante Smith-Pelly	24	7	1	8	12
Jakub Vrana	23	3	5	8	2
Jay Beagle	23	2	6	8	8
Dmitry Orlov	24	2	6	8	4
Chandler Stephenson	24	2	5	7	8
Andre Burakovsky	13	2	4	6	4
Michal Kempny	24	2	3	5	10
Brooks Orpik	24	1	4	5	15
Alex Chiasson	16	1	1	2	4
Christian Djoos	22	0	1	1	4
Jakub Jerabek	2	0	1	1	2
Nathan Walker	1	0	1	1	0
Shane Gersich	2	0	0	0	0
Travis Boyd	1	0	0	0	0

Goaltender	GP	MIN	W	L	GAA	SO	SA	PCT
Braden Holtby	23	1,386	16	7	2.16	2	639	.922
Philipp Grubauer	2	106	0	1	4.55	0	49	.837

## 2016-17

Player	GP	G	A	PTS	PIM
Nicklas Backstrom	13	6	7	13	2
T.J. Oshie	13	4	8	12	4
Evgeny Kuznetsov	13	5	5	10	8
Justin Williams	13	3	6	9	6
Alex Ovechkin	13	5	3	8	8
Marcus Johansson	13	2	6	8	2
Kevin Shattenkirk	13	1	5	6	6
Andre Burakovsky	13	3	3	6	2
Lars Eller	13	0	5	5	10
Nate Schmidt	11	1	3	4	4
Matt Niskanen	13	1	3	4	19
John Carlson	13	2	2	4	4
Tom Wilson	13	3	0	3	34
Dmitry Orlov	13	0	3	3	2
Brooks Orpik	13	0	2	2	11
Daniel Winnik	13	0	0	0	0
Brett Connolly	7	0	0	0	0
Paul Carey	1	0	0	0	0
Jay Beagle	13	0	0	0	4
Karl Alzner	7	0	0	0	2

Goaltender	GP	MIN	W	L	GAA	SO	SA	PCT
Braden Holtby	13	803	7	6	2.46	0	364	.909
Philipp Grubauer	1	19	0	0	6.46	0	9	.778

# Year-by-Year Playoff Statistics

## 2015-16

Player	GP	G	A	PTS	PIM
Alex Ovechkin	12	5	7	12	2
John Carlson	12	5	7	12	4
Nicklas Backstrom	12	2	9	11	8
T.J. Oshie	12	6	4	10	11
Justin Williams	12	3	4	7	14
Marcus Johansson	12	2	5	7	2
Jay Beagle	12	3	0	3	2
Matt Niskanen	12	0	3	3	6
Jason Chimera	12	1	1	2	12
Evgeny Kuznetsov	12	1	1	2	8
Karl Alzner	12	0	2	2	6
Andre Burakovsky	12	1	0	1	6
Braden Holtby	12	0	1	1	0
Tom Wilson	12	0	1	1	13
Dmitry Orlov	11	0	1	1	2
Nate Schmidt	10	0	1	1	2
Taylor Chorney	7	0	1	1	4
Mike Richards	12	0	0	0	4
Daniel Winnik	12	0	0	0	4
Brooks Orpik	6	0	0	0	10
Mike Weber	2	0	0	0	0

Goaltender	GP	MIN	W	L	GAA	SO	SA
Braden Holtby	12	732	6	6	1.72	2	363 .942

## 2014-15

Player	GP	G	A	PTS	PIM
Alex Ovechkin	14	5	4	9	6
Joel Ward	14	3	6	9	2
Nicklas Backstrom	14	3	5	8	2
Evgeny Kuznetsov	14	5	2	7	8
Jason Chimera	14	3	4	7	4
John Carlson	14	1	5	6	4
Jay Beagle	14	1	4	5	4
Karl Alzner	14	2	2	4	6
Marcus Johansson	14	1	3	4	2
Matt Niskanen	14	0	4	4	0
Andre Burakovsky	11	2	1	3	0
Troy Brouwer	14	0	3	3	10
Brooks Laich	14	1	1	2	0
Brooks Orpik	14	0	2	2	8
Mike Green	14	0	2	2	14
Curtis Glencross	10	1	0	1	2
Tim Gleason	14	0	1	1	5
Braden Holtby	13	0	1	1	0
Tom Wilson	13	0	1	1	25
Eric Fehr	4	0	0	0	2
Michael Latta	4	0	0	0	2

Goaltender	GP	MIN	W	L	GAA	SO	SA
Braden Holtby	13	806	6	7	1.71	1	412 .944
Philipp Grubauer	1	60	1	0	3.00	0	21 .857

## 2012-13

Player	GP	G	A	PTS	PIM
Mike Green	7	2	2	4	4
Mathieu Perreault	7	1	3	4	0
Joel Ward	7	1	3	4	6
Nicklas Backstrom	7	1	2	3	0
Jason Chimera	7	1	2	3	4
Karl Alzner	7	1	1	2	2
Alex Ovechkin	7	1	1	2	4
Troy Brouwer	7	1	1	2	10
Mike Ribeiro	7	1	1	2	10
Marcus Johansson	7	1	1	2	0
Jay Beagle	7	1	0	1	4
John Carlson	7	0	1	1	4
John Erskine	7	0	1	1	4
Jack Hillen	7	0	1	1	6
Steve Oleksy	7	0	1	1	4
Eric Fehr	7	0	0	0	6
Matt Hendricks	7	0	0	0	0
Martin Erat	4	0	0	0	4
Tom Wilson	3	0	0	0	0

Goaltender	GP	MIN	W	L	GAA	SO	SA
Braden Holtby	7	433	3	4	2.22	1	189 .922

## 2011-12

Player	GP	G	A	PTS	PIM
Alex Ovechkin	14	5	4	9	8
Nicklas Backstrom	13	2	6	8	18
Jason Chimera	14	4	3	7	6
Brooks Laich	14	2	5	7	6
John Carlson	14	2	3	5	8
Joel Ward	14	1	4	5	6
Alexander Semin	14	3	1	4	10
Mike Green	14	2	2	4	10
Troy Brouwer	14	2	2	4	8
Roman Hamrik	14	1	3	4	12
Mike Knuble	11	2	1	3	6
Marcus Johansson	14	1	2	3	0
Dennis Wideman	14	0	3	3	2
Matt Hendricks	14	1	1	2	6
Jay Beagle	12	1	1	2	4
Karl Alzner	14	0	2	2	0
Keith Aucoin	14	0	2	2	2
John Erskine	4	0	1	1	0
Jeff Schultz	10	0	0	0	2
Mathieu Perreault	4	0	0	0	0
Jeff Halpern	2	0	0	0	4

Goaltender	GP	MIN	W	L	GAA	SO	SA
Braden Holtby	14	922	7	7	1.95	0	459 .935

## 2010-11

Player	GP	G	A	PTS	PIM
Alex Ovechkin	9	5	5	10	10
Brooks Laich	9	1	6	7	2
Alexander Semin	9	4	2	6	8
Marcus Johansson	9	2	4	6	0
Mike Green	8	1	5	6	8
Jason Arnott	9	1	5	6	2
Jason Chimera	9	2	2	4	2
John Carlson	9	2	1	3	4
Marco Sturm	9	1	2	3	4
Mike Knuble	6	2	0	2	8
John Erskine	9	1	1	2	6
Nicklas Backstrom	9	0	2	2	4
Eric Fehr	5	1	0	1	0
Scott Hannan	9	0	1	1	2
Karl Alzner	9	0	1	1	0
Matt Bradley	9	0	0	0	4
Sean Collins	1	0	0	0	0
Matt Hendricks	7	0	0	0	4
Jeff Schultz	9	0	0	0	6
Boyd Gordon	9	0	0	0	6

Goaltender	GP	MIN	W	L	GAA	SO	SA
Michal Neuvirth	9	590	4	5	2.34	1	261 .922

## 2009-10

Player	GP	G	A	PTS	PIM
Alex Ovechkin	7	5	5	10	0
Nicklas Backstrom	7	5	4	9	4
Mike Knuble	7	2	4	6	6
Eric Fehr	7	3	1	4	4
John Carlson	7	1	3	4	0
Tom Poti	6	0	4	4	5
Brooks Laich	7	2	1	3	4
Matt Bradley	7	1	2	3	2
Jason Chimera	7	1	2	3	2
Mike Green	7	0	3	3	12
Joe Corvo	7	1	1	2	4
Boyd Gordon	6	1	1	2	0
Alexander Semin	7	0	2	2	4
Eric Belanger	7	0	1	1	4
Jeff Schultz	7	0	1	1	4
Tomas Fleischmann	6	0	1	1	6
Brendan Morrison	5	0	1	1	2
Shaone Morrisonn	5	0	0	0	2
David Steckel	3	0	0	0	0
Tyler Sloan	2	0	0	0	0
Scott Walker	1	0	0	0	0
Karl Alzner	1	0	0	0	0

Goaltender	GP	MIN	W	L	GAA	SO	SA
Semyon Varlamov	6	349	3	3	2.41	0	153 .908
Jose Theodore	2	81	0	1	3.70	0	40 .875

# Year-by-Year Playoff Statistics

## 2008-09

Player	GP	G	A	PTS	PIM
Alex Ovechkin	14	11	10	21	8
Nicklas Backstrom	14	3	12	15	8
Alexander Semin	14	5	9	14	16
Mike Green	14	1	8	9	12
Sergei Fedorov	14	1	7	8	12
Brooks Laich	14	3	4	7	10
Tom Poti	14	2	5	7	4
Viktor Kozlov	14	4	2	6	6
Matt Bradley	14	2	4	6	0
David Steckel	14	3	2	5	4
Tomas Fleischmann	14	3	1	4	4
Boyd Gordon	14	0	3	3	4
Milan Jurcina	14	2	0	2	12
Brian Pothier	13	0	2	2	8
Chris Clark	8	1	0	1	8
Shaone Morriasson	14	0	1	1	8
John Erskine	12	0	1	1	16
Tyler Sloan	2	0	1	1	0
Semyon Varlamov	13	0	0	0	2
Eric Fehr	9	0	0	0	0
Donald Brashear	4	0	0	0	18
Jay Beagle	4	0	0	0	0
Michael Nylander	3	0	0	0	2
Jose Theodore	2	0	0	0	0
Jeff Schultz	1	0	0	0	0

Goaltender	GP	MIN	W	L	GAA	SO	SA	PCT
Semyon Varlamov	13	759	7	6	2.53	2	389	.918
Jose Theodore	2	97	0	1	3.71	0	33	.818

## 2007-08

Player	GP	G	A	PTS	PIM
Alex Ovechkin	7	4	5	9	0
Alexander Semin	7	3	5	8	8
Mike Green	7	3	4	7	15
Nicklas Backstrom	7	4	2	6	2
Brooks Laich	7	1	5	6	4
Sergei Fedorov	7	1	4	5	8
Viktor Kozlov	7	0	3	3	2
Donald Brashear	7	1	1	2	0
David Steckel	7	1	1	2	4
Matt Bradley	7	0	2	2	2
John Erskine	7	0	2	2	6
Steve Eminger	5	1	0	1	2
Eric Fehr	5	1	0	1	0
Tom Poti	7	0	1	1	8
Shaone Morriasson	7	0	1	1	6
Tomas Fleischmann	2	0	0	0	0
Jeff Schultz	2	0	0	0	2
Matt Cooke	7	0	0	0	4
Cristobal Huet	7	0	0	0	2
Milan Jurcina	7	0	0	0	6
Boyd Gordon	7	0	0	0	0

Goaltender	GP	MIN	W	L	GAA	SO	SA	PCT
Cristobal Huet	7	451	3	4	2.93	0	242	.909

## 2002-03

Player	GP	G	A	PTS	PIM
Jaromir Jagr	6	2	5	7	2
Peter Bondra	6	4	2	6	8
Michael Nylander	6	3	2	5	8
Sergei Gonchar	6	0	5	5	4
Dainius Zubrus	6	2	2	4	4
Robert Lang	6	2	1	3	2
Mike Grier	6	1	1	2	2
Brendan Witt	6	1	0	1	0
Ivan Ciernik	2	0	1	1	6
Sergei Berezin	6	0	1	1	0
Jason Doig	6	0	1	1	6
Jeff Halpern	6	0	1	1	2
Calle Johansson	6	0	1	1	0
Brian Sutherby	5	0	0	0	10
Ken Klee	6	0	0	0	6
Steve Konowalchuk	6	0	0	0	6
Joel Kwiatkowski	6	0	0	0	2
Trent Whitfield	6	0	0	0	10

Goaltender	GP	MIN	W	L	GAA	SO	SA	PCT
Olie Kolzig	6	404	2	4	2.08	1	192	.927

## 2000-01

Player	GP	G	A	PTS	PIM
Steve Konowalchuk	6	2	3	5	14
Jeff Halpern	6	2	3	5	17
Sergei Gonchar	6	1	3	4	2
Trevor Linden	6	0	4	4	14
Calle Johansson	6	1	2	3	2
Peter Bondra	6	2	0	2	2
Brendan Witt	6	2	0	2	12
Ulf Dahlen	6	0	1	1	2
Ken Klee	6	0	1	1	8
Chris Simon	6	0	1	1	4
Glen Metropolit	1	0	0	0	0
Dmitri Khristich	3	0	0	0	0
Joe Reekie	4	0	0	0	4
Sylvain Cote	5	0	0	0	2
Trent Whitfield	5	0	0	0	2
Adam Oates	6	0	0	0	0
Joe Sacco	6	0	0	0	2
Rob Zettler	6	0	0	0	0
Andrei Nikolishin	6	0	0	0	2
Dainius Zubrus	6	0	0	0	2

Goaltender	GP	MIN	W	L	GAA	SO	SA	PCT
Olie Kolzig	6	375	2	4	2.24	1	153	.908

## 1999-00

Player	GP	G	A	PTS	PIM
Jeff Halpern	5	2	1	3	0
Calle Johansson	5	1	2	3	0
Adam Oates	5	0	3	3	4
Chris Simon	4	2	0	2	24
Peter Bondra	5	1	1	2	4
Andrei Nikolishin	5	0	2	2	4
Sergei Gonchar	5	1	0	1	6
Steve Konowalchuk	5	1	0	1	2
Ulf Dahlen	5	0	1	1	2
Ken Klee	5	0	1	1	10
Joe Reekie	5	0	1	1	2
Jim McKenzie	1	0	0	0	0
Glen Metropolit	2	0	0	0	2
Trent Whitfield	3	0	0	0	0
Brendan Witt	3	0	0	0	0
Terry Yake	3	0	0	0	0
Dmitri Mironov	4	0	0	0	4
Joe Murphy	5	0	0	0	8
Joe Sacco	5	0	0	0	4
Richard Zednik	5	0	0	0	5
Rob Zettler	5	0	0	0	2

Goaltender	GP	MIN	W	L	GAA	SO	SA	PCT
Craig Billington	1	20	0	0	3.00	0	5	.833
Olie Kolzig	5	284	1	4	3.40	0	87	.845

## 1997-98

Player	GP	G	A	PTS	PIM
Joe Juneau	21	7	10	17	8
Adam Oates	21	6	11	17	8
Andrei Nikolishin	21	1	13	14	12
Brian Bellows	21	6	7	13	6
Peter Bondra	17	7	5	12	12
Sergei Gonchar	21	7	4	11	30
Richard Zednik	17	7	3	10	16
Calle Johansson	21	2	8	10	16
Esa Tikkanen	21	3	3	6	20
Phil Housley	18	0	4	4	4
Dale Hunter	21	0	4	4	30
Todd Krygier	13	1	2	3	6
Joe Reekie	21	1	2	3	20
Mark Tinordi	21	1	2	3	42
Michal Pivonka	13	0	3	3	0
Jeff Brown	2	0	2	2	0
Mike Eagles	12	0	2	2	2
Ken Klee	9	1	0	1	10
Brendan Witt	16	1	0	1	14
Chris Simon	18	1	0	1	26
Craig Berube	21	1	0	1	21
Kelly Miller	10	0	1	1	4
Jeff Toms	1	0	0	0	0
Jaroslav Svejksky	1	0	0	0	2
Olie Kolzig	21	0	0	0	4

Goaltender	GP	MIN	W	L	GAA	SO	SA	PCT
Olie Kolzig	21	1351	12	9	1.95	4	740	.941

# Year-by-Year Playoff Statistics

## 1995-96

Player	GP	G	A	PTS	PIM
Joe Juneau	5	0	7	7	6
Sergei Gonchar	6	2	4	6	4
Dale Hunter	6	1	5	6	24
Peter Bondra	6	2	3	5	8
Michal Pivonka	6	3	2	5	18
Andrew Brunette	6	1	3	4	0
Pat Peake	5	2	1	3	12
Sylvain Cote	6	2	0	2	12
Todd Krygier	6	2	0	2	12
Mike Eagles	6	1	1	2	2
Steve Konowalchuk	2	0	2	2	0
Kelly Miller	6	0	1	1	4
Ken Klee	1	0	0	0	0
Nolan Baumgartner	1	0	0	0	10
Craig Berube	2	0	0	0	19
Keith Jones	2	0	0	0	7
Kevin Kaminski	3	0	0	0	16
Jeff Nelson	3	0	0	0	4
Jim Carey	3	0	0	0	0
Olaf Kolzig	5	0	0	0	4
Stefan Ustorf	5	0	0	0	0
Jim Johnson	6	0	0	0	6
Mark Tinordi	6	0	0	0	16
Eric Charron	6	0	0	0	8
Steve Poapst	6	0	0	0	0

Goaltender	GP	MIN	W	L	GAA	SO	SA	PCT
Jim Carey	3	97	0	1	6.19	0	39	.744
Olie Kolzig	5	341	2	3	1.94	0	167	.934

## 1994-95

Player	GP	G	A	PTS	PIM
Peter Bondra	7	5	3	8	10
Dale Hunter	7	4	4	8	24
Keith Jones	7	4	4	8	22
Joe Juneau	7	2	6	8	2
Steve Konowalchuk	7	2	5	7	12
Dmitri Khristich	7	1	4	5	0
Michal Pivonka	7	1	4	5	21
Calle Johansson	7	3	1	4	0
Sergei Gonchar	7	2	2	4	2
Sylvain Cote	7	1	3	4	2
Kelly Miller	7	0	3	3	4
Mike Eagles	7	0	2	2	4
Jim Johnson	7	0	2	2	8
Rob Pearson	3	1	0	1	17
Mark Tinordi	1	0	0	0	2
Dave Poulin	2	0	0	0	0
Igor Ulanov	2	0	0	0	4
Kevin Kaminski	5	0	0	0	36
Craig Berube	7	0	0	0	29
Joe Reekie	7	0	0	0	2
Ken Klee	7	0	0	0	4
Jim Carey	7	0	0	0	4

Goaltender	GP	MIN	W	L	GAA	SO	SA	PCT
Olie Kozig	2	44	1	0	1.36	0	21	.952
Byron Dafeo	1	20	0	0	3.00	0	3	.667
Jim Carey	7	358	2	4	4.19	0	151	.834

## 1993-94

Player	GP	G	A	PTS	PIM
Mike Ridley	11	4	6	10	6
Joe Juneau	11	4	5	9	6
Kelly Miller	11	2	7	9	0
Sylvain Cote	9	1	8	9	6
Michal Pivonka	7	4	4	8	4
Kevin Hatcher	11	3	4	7	37
Peter Bondra	9	2	4	6	4
Dmitri Khristich	11	2	3	5	10
Dave Poulin	11	2	2	4	19
Calle Johansson	6	1	3	4	4
Joe Reekie	11	2	1	3	29
Dale Hunter	7	0	3	3	14
Todd Krygier	5	2	0	2	10
John Slaney	11	1	1	2	2
Randy Burridge	11	0	2	2	12
Jason Woolley	4	1	0	1	4
Shawn Anderson	8	1	0	1	12
Pat Peake	8	0	1	1	8
Keith Jones	11	0	1	1	36
Steve Konowalchuk	11	0	1	1	10
Todd Nelson	4	0	0	0	0
Don Beaupre	8	0	0	0	2
Craig Berube	8	0	0	0	21

Goaltender	GP	MIN	W	L	GAA	SO	SA	PCT
Byron Dafeo	2	118	0	2	2.54	0	39	.872
Don Beaupre	8	429	5	2	2.94	1	191	.890
Rick Tabaracci	2	111	0	2	3.24	0	50	.880

## 1992-93

Player	GP	G	A	PTS	PIM
Dale Hunter	6	7	1	8	35
Dmitri Khristich	6	2	5	7	2
Al Iafrate	6	6	0	6	4
Mike Ridley	6	1	5	6	0
Peter Bondra	6	0	6	6	0
Pat Elynuik	6	3	2	5	19
Calle Johansson	6	0	5	5	6
Kelly Miller	6	0	3	3	2
Sylvain Cote	6	1	1	2	4
Todd Krygier	6	1	1	2	4
Paul Cavallini	6	0	2	2	18
Michal Pivonka	6	0	2	2	0
Randy Burridge	4	1	0	1	0
Steve Konowalchuk	2	0	1	1	0
Kevin Hatcher	6	0	1	1	14
Alan May	6	0	1	1	6
Don Beaupre	2	0	0	0	0
Rick Tabaracci	4	0	0	0	4
Shawn Anderson	6	0	0	0	0
Keith Jones	6	0	0	0	10

Goaltender	GP	MIN	W	L	GAA	SO	SA	PCT
Rick Tabaracci	4	304	1	3	2.76	0	160	.913
Don Beaupre	2	119	1	1	4.54	0	65	.862

## 1991-92

Player	GP	G	A	PTS	PIM
Mike Ridley	7	0	11	11	0
Dino Ciccarelli	7	5	4	9	14
Peter Bondra	7	6	2	8	4
Al Iafrate	7	4	2	6	14
Kevin Hatcher	7	2	4	6	19
Michal Pivonka	7	1	5	6	13
Dmitri Khristich	7	3	2	5	15
Dale Hunter	7	1	4	5	16
Calle Johansson	7	0	5	5	4
Todd Krygier	5	2	1	3	4
Sylvain Cote	7	1	2	3	4
Kelly Miller	7	1	2	3	4
John Druce	7	1	0	1	2
Randy Burridge	2	0	1	1	0
Rod Langway	7	0	1	1	2
Paul MacDermid	7	0	1	1	22
Dave Tippett	7	0	1	1	0
Brad Schlegel	7	0	1	1	2
Alan May	7	0	0	0	0

Goaltender	GP	MIN	W	L	GAA	SO	SA	PCT
Don Beaupre	7	419	3	4	3.15	0	212	.896

## 1990-91

Player	GP	G	A	PTS	PIM
Dale Hunter	11	1	9	10	41
Dino Ciccarelli	11	5	4	9	22
Calle Johansson	10	2	7	9	8
Mike Ridley	11	3	4	7	8
Kelly Miller	11	4	2	6	6
Kevin Hatcher	11	3	3	6	8
Dave Tippett	10	2	3	5	8
Michal Pivonka	11	2	3	5	8
Al Iafrate	10	1	3	4	22
Dmitri Khristich	11	1	3	4	6
Stephen Leach	9	1	2	3	8
Mike Lalor	10	1	2	3	8
Tim Bergland	11	1	1	2	12
John Druce	11	1	1	2	7
Alan May	11	1	1	2	37
Rod Langway	11	0	2	2	6
Peter Bondra	4	0	1	1	2
Nick Kypreos	9	0	1	1	38
Jeff Greenlaw	1	0	0	0	2
Kent Paynter	1	0	0	0	0
Mike Liut	2	0	0	0	0
Neil Sheehy	2	0	0	0	19
Ken Sabourin	11	0	0	0	34

Goaltender	GP	MIN	W	L	GAA	SO	SA	PCT
Don Beaupre	11	624	5	5	2.79	1	294	.901
Mike Liut	2	48	0	1	5.00	0	30	.867





# Year-by-Year Playoff Statistics

## 1989-90

Player	GP	G	A	PTS	PIM
John Druce	15	14	3	17	23
Geoff Courtnall	15	4	9	13	32
Dale Hunter	15	4	8	12	61
Dino Ciccarelli	8	8	3	11	6
Scott Stevens	15	2	7	9	25
Kelly Miller	15	3	5	8	23
John Tucker	12	1	7	8	0
Kevin Hatcher	11	0	8	8	32
Mike Ridley	14	3	4	7	8
Calle Johansson	15	1	6	7	4
Bob Rouse	15	2	3	5	47
Rod Langway	15	1	4	5	12
Stephen Leach	14	2	2	4	8
Bob Joyce	14	2	1	3	9
Tim Bergland	15	1	1	2	10
Michal Pivonka	11	0	2	2	6
Nick Kypreos	7	1	0	1	15
Neil Sheehy	10	0	1	1	92
Steve Maltais	1	0	0	0	0
Scott Kleinendorst	3	0	0	0	0
Kent Paynter	3	0	0	0	10
Don Beaupre	8	0	0	0	2
Rob Murray	9	0	0	0	18
Alan May	15	0	0	0	37

Goaltender	GP	MIN	W	L	GAA	SO	SA	PCT
Don Beaupre	8	401	4	3	2.69	0	187	.904
Mike Liut	9	507	4	4	3.31	0	223	.874

## 1988-89

Player	GP	G	A	PTS	PIM
Geoff Courtnall	6	2	5	7	12
Dino Ciccarelli	6	3	3	6	12
Bengt Gustafsson	4	2	3	5	6
Kevin Hatcher	6	1	4	5	20
Scott Stevens	6	1	4	5	11
Mike Ridley	6	0	5	5	2
Michal Pivonka	6	3	1	4	10
Dale Hunter	6	0	4	4	27
Calle Johansson	6	1	2	3	0
Bob Rouse	6	2	0	2	4
Dave Christian	6	1	1	2	0
Bob Gould	6	0	2	2	0
Lou Franceschetti	6	1	0	1	8
Stephen Leach	6	1	9	1	12
Kelly Miller	6	1	0	1	2
Chris Felix	1	0	1	1	0
Yvon Corriveau	1	0	0	0	0
John Druce	1	0	0	0	0
Doug Wickenheiser	5	0	0	0	2
Rod Langway	6	0	0	0	6
Pete Peeters	6	0	0	0	2
Neil Sheehy	6	0	0	0	19

Goaltender	GP	MIN	W	L	GAA	SO	SA	PCT
Pete Peeters	6	359	2	4	4.01	0	164	.853

## 1987-88

Player	GP	G	A	PTS	PIM
Bengt Gustafsson	14	4	9	13	6
Michal Pivonka	14	4	9	13	4
Dale Hunter	14	7	5	12	98
Kevin Hatcher	14	5	7	12	55
Scott Stevens	13	1	11	12	46
Kelly Miller	14	6	5	11	10
Dave Christian	14	5	6	11	6
Larry Murphy	13	4	4	8	33
Kelly Miller	13	4	4	8	10
Mike Gartner	14	3	4	7	14
Garry Galley	13	2	4	6	13
Greg Adams	14	0	5	5	58
Bob Gould	14	3	1	4	21
Stephen Leach	3	2	1	3	0
Yvon Corriveau	13	1	2	3	30
Peter Sundstrom	14	2	0	2	6
Grant Ledyard	14	1	0	1	3
Chris Felix	1	0	0	0	0
Jeff Greenlaw	1	0	0	0	19
Grant Jennings	1	0	0	0	0
Ed Kastelic	1	0	0	0	19
Lou Franceschetti	4	0	0	0	14
Clint Malarchuk	4	0	0	0	2
Rod Langway	6	0	0	0	8
Greg Smith	9	0	0	0	23
Pete Peeters	12	0	0	0	4

Goaltender	GP	MIN	W	L	GAA	SO	SA	PCT
Pete Peeters	12	654	7	5	3.12	0	326	.895
Clint Malarchuk	4	193	0	2	4.66	0	95	.842

## 1986-87

Player	GP	G	A	PTS	PIM
Mike Gartner	7	4	3	7	14
Scott Stevens	7	0	5	5	19
Kelly Miller	7	2	2	4	0
Larry Murphy	7	2	2	4	6
Greg Adams	7	1	3	4	38
Dave Christian	7	1	3	4	6
Gaetan Duchesne	7	3	0	3	14
Mike Ridley	7	2	1	3	6
Alan Haworth	6	0	3	3	7
Bob Gould	7	0	3	3	8
Michal Pivonka	7	1	1	2	2
Grant Martin	1	1	0	1	2
Ed Kastelic	5	1	0	1	13
Kevin Hatcher	7	1	0	1	20
John Blum	6	0	1	1	4
Rod Langway	7	0	1	1	2
Craig Laughlin	1	0	0	0	0
Garry Galley	2	0	0	0	0
Pete Peeters	3	0	0	0	2
Lou Franceschetti	7	0	0	0	23
Dave Jensen	7	0	0	0	2
Greg Smith	7	0	0	0	11

Goaltender	GP	MIN	W	L	GAA	SO	SA	PCT
Bob Mason	4	309	2	2	1.75	1	143	.937
Pete Peeters	3	180	1	2	3.00	0	76	.880

## 1985-86

Player	GP	G	A	PTS	PIM
Mike Gartner	9	2	10	12	4
Scott Stevens	9	3	8	11	12
Alan Haworth	9	4	6	10	11
Bob Carpenter	9	5	4	9	12
Dave Christian	9	4	4	8	0
Gaetan Duchesne	9	4	3	7	12
Bob Gould	9	4	3	7	11
Larry Murphy	9	1	5	6	6
Greg Adams	9	1	3	4	27
John Barrett	9	1	2	3	35
Greg Smith	9	1	2	3	9
Jorgen Pettersson	8	1	2	3	2
Rod Langway	9	1	2	3	6
Craig Laughlin	9	1	2	3	10
Yvon Corriveau	4	0	3	3	2
Kevin Hatcher	9	1	1	2	19
Stephen Leach	6	0	1	1	0
Dwight Schofield	3	0	0	0	14
Marc Taylor	3	0	0	0	0
Dave Jensen	4	0	0	0	0
Lou Franceschetti	8	0	0	0	15
Pete Peeters	9	0	0	0	2

Goaltender	GP	MIN	W	L	GAA	SO	SA	PCT
Pete Peeters	9	544	5	4	2.65	0	253	.905

## 1984-85

Player	GP	G	A	PTS	PIM
Mike Gartner	5	4	3	7	9
Larry Murphy	5	2	3	5	0
Bob Carpenter	5	1	4	5	8
Bengt Gustafsson	5	1	3	4	0
Dave Christian	5	1	1	2	0
Lou Franceschetti	5	1	1	2	15
Alan Haworth	5	1	0	1	0
Doug Jarvis	5	1	0	1	0
Gaetan Duchesne	5	0	1	1	7
Bob Gould	5	0	1	1	2
Rod Langway	5	0	1	1	6
Mike McEwen	5	0	1	1	4
Scott Stevens	5	0	1	1	20
Darren Veitch	5	0	1	1	4
Kevin Hatcher	1	0	0	0	0
Mikko Leinonen	1	0	0	0	0
Peter Anderson	2	0	0	0	0
Timo Blomquist	2	0	0	0	0
Al Jensen	3	0	0	0	2
Gary Sampson	4	0	0	0	0
Greg Adams	5	0	0	0	9
Craig Laughlin	5	0	0	0	2

Goaltender	GP	MIN	W	L	GAA	SO	SA	PCT
Al Jensen	3	201	1	2	2.39	0	86	.906
Pat Riggan	2	122	1	1	2.46	0	39	.872

# Year-by-Year Playoff Statistics

## 1983-84

Player	GP	G	A	PTS	PIM
Mike Gartner	8	3	7	10	16
Dave Christian	8	5	4	9	5
Scott Stevens	8	1	8	9	5
Craig Laughlin	8	4	2	6	6
Alan Haworth	8	3	2	5	4
Bengt Gustafsson	8	2	3	5	0
Bryan Erickson	8	3	2	5	7
Doug Jarvis	8	2	3	5	6
Rod Langway	8	0	5	5	7
Bobby Carpenter	8	2	1	3	25
Gaetan Duchesne	8	2	1	3	2
Larry Murphy	8	0	3	3	6
Bob Gould	5	0	2	2	4
Glen Currie	8	1	0	1	0
Gary Sampson	8	1	0	1	0
Peter Andersson	3	0	1	1	2
Darren Veitch	5	0	1	1	15
Al Jensen	6	0	1	1	2
Dave Shand	8	0	1	1	13
Greg Adams	1	0	0	0	0
Andre Hidi	2	0	0	0	0
Lou Franceschetti	3	0	0	0	8
Pat Rigglin	5	0	0	0	2
Timo Blomqvist	8	0	0	0	8

Goaltender	GP	MIN	W	L	GAA	SO	SA	PCT
Pat Rigglin	5	230	1	3	2.35	0	81	.888
Al Jensen	6	258	3	1	3.26	0	120	.882

## 1982-83

Player	GP	G	A	PTS	PIM
Bob Gould	4	5	0	5	4
Glen Currie	4	0	3	3	4
Gaetan Duchesne	4	1	1	2	4
Dennis Maruk	4	1	1	2	2
Brian Engblom	4	0	2	2	2
Bobby Carpenter	4	1	0	1	2
Ken Houston	4	1	0	1	4
Craig Laughlin	4	1	0	1	0
Scott Stevens	4	1	0	1	26
Bengt Gustafsson	4	1	0	1	4
Randy Holt	4	0	1	1	20
Doug Jarvis	4	0	1	1	0
Greg Theberge	4	0	1	1	0
Ted Bulley	1	0	0	0	0
Milan Novy	2	0	0	0	0
Chris Valentine	2	0	0	0	4
Timo Blomqvist	3	0	0	0	16
Mike Gartner	4	0	0	0	4
Alan Haworth	4	0	0	0	2
Rod Langway	4	0	0	0	0

Goaltender	GP	MIN	W	L	GAA	SO	SA	PCT
Al Jensen	3	139	1	2	4.32	0	75	.867
Pat Rigglin	3	101	0	1	4.75	0	59	.864

# Playoff Record Book

## TEAM - PLAYOFF

**ALL-TIME APPEARANCES**  
32

**STANLEY CUP CHAMPIONSHIPS**  
1 2018

**STANLEY CUP FINAL APPEARANCES**  
2 1998, 2018

**CONFERENCE FINALS APPEARANCES**  
3 1990, 1998, 2018

## TEAM - SEASON

### MOST GOALS

86 2018  
54 1988  
53 1998  
At Home  
39 2018  
25 1998  
1988  
On Road  
47 2018  
29 1988  
28 1998  
1990

### MOST GOALS AGAINST

61 2018  
50 1988  
48 1990  
At Home  
30 2018  
26 1988  
24 1998  
On Road  
32 1990  
31 2018  
24 1988

### MOST POWER-PLAY GOALS

22 2018  
14 1998  
1988  
At Home  
12 2018  
On Road  
10 2018

### MOST POWER-PLAY ATTEMPTS

99 1988  
At Home  
51 1988  
On Road  
48 1988

### MOST POWER-PLAY GOALS ALLOWED

18 2018  
15 1998  
At Home  
9 2018  
1998  
On Road  
9 2018  
1990

### MOST SHORTHANDED GOALS

4 1988

### MOST SHORTHANDED GOALS ALLOWED

3 1990

### MOST SHOTS

762 2018  
529 1998  
444 2015

### MOST SHOTS ALLOWED

740 1998  
691 2018  
459 2012

### MOST PENALTY MINUTES

529 1988

### MOST PENALTY MINUTES, OPPONENTS

635 1988

### MOST SHUTOUTS

4 1998  
2 2018  
2016  
2009

### MOST TIMES SHUTOUT

2 2013  
1998

### MOST CONSECUTIVE SHUTOUTS

2 5/21/18 to 5/23/18  
5/13/98 to 5/15/98

### FEWEST GOALS

8 2000  
10 2001  
2021

### At Home

3 2001  
4 2000  
5 Three times; most recent 2003

### On Road

3 2019  
2021  
4 2000

### FEWEST GOALS AGAINST

14 Three times; most recent 2003  
16 2013  
2021

### At Home

4 2001  
6 1985  
7 2013

### On Road

5 2003  
6 Twice; most recent 2000  
7 Twice; most recent 2021

### FEWEST POWER-PLAY GOALS

1 2010  
1983

### FEWEST POWER-PLAY GOALS ALLOWED

0 2022

### FEWEST POWER-PLAY ATTEMPTS

16 2013  
21 2000  
2021

### FEWEST POWER-PLAY ATTEMPTS, OPPONENTS

17 1985

### FEWEST SHOTS

127 1983

### FEWEST SHOTS ALLOWED

109 2000  
125 1985

### FEWEST PENALTY MINUTES

52 2021  
65 2022

### FEWEST PENALTY MINUTES, OPPONENTS

42 2013  
57 2000  
65 2019

## TEAM - SERIES

### MOST GOALS

31 1988 vs. PHI  
27 1992 vs. PIT  
26 1995 vs. PIT

### At Home

17 1988 vs. PHI  
2019 vs. CAR

### On Road

16 2018 vs. TB

### MOST GOALS AGAINST

29 1995 vs. PIT  
27 2009 vs. PIT

### At Home

15 2009 vs. PIT

### On Road

18 1995 vs. PIT

### MOST POWER-PLAY GOALS

11 1992 vs. PIT

### At Home

6 2018 vs. CBJ  
1993 vs. NYI

### On Road

7 1984 vs. NYI

### MOST POWER-PLAY ATTEMPTS

52 1988 vs. NJ

### MOST POWER-PLAY GOALS ALLOWED

10 1995 vs. PIT  
At Home  
5 2009 vs. PIT  
1996 vs. PIT  
1989 vs. PHI

### On Road

7 1995 vs. PIT

### MOST POWER-PLAY ATTEMPTS, OPPONENT

42 1996 vs. PIT  
1995 vs. PIT

### MOST SHORTHANDED GOALS

3 1988 vs. PHI

### MOST SHORTHANDED GOALS ALLOWED

2 1989 vs. PHI  
1990 vs. NYR

### MOST SHOTS

292 2010 vs. MTL  
273 1987 vs. NYI

### MOST SHOTS ALLOWED

256 2009 vs. PIT

### MOST PENALTY MINUTES

305 1988 vs. NJ

### MOST PENALTY MINUTES, OPPONENT

349 1988 vs. NJ

### FEWEST GOALS

6 1990 vs. BOS  
7 1998 vs. DET  
8 2000 vs. PIT  
2020 vs. NYI

### At Home

2 1998 vs. DET  
1991 vs. PIT

### On Road

3 Three times; most recent 2019 vs. CAR

### FEWEST GOALS AGAINST

4 1986 vs. NYI  
5 1984 vs. PHI  
6 2016 vs. PHI

### At Home

2 2011 vs. NYR

### On Road

1 1986 vs. NYI  
1984 vs. PHI

### FEWEST POWER-PLAY GOALS

1 2015 vs. NYR  
2010 vs. MTL  
1983 vs. NYI

### FEWEST POWER-PLAY ATTEMPTS

11 1984 vs. PHI

### FEWEST POWER-PLAY GOALS ALLOWED

0 2015 vs. NYI  
2022 vs. FLA

### FEWEST POWER-PLAY ATTEMPTS, OPPONENT

7 1984 vs. PHI

### FEWEST SHOTS

90 1998 vs. OTT  
1984 vs. PHI

### FEWEST SHOTS AGAINST

90 1986 vs. NYI

# Playoff Record Book

## FEWEST PENALTY MINUTES

36 2011 vs. TB

## FEWEST PENALTY MINUTES, OPPONENT

38 2011 vs. TBL

## TEAM – GAME

### MOST GOALS

At Home  
 8 4/19/86 vs. NYR  
 7 4/23/90 vs. NYR  
 On Road  
 7 4/25/92 at PIT  
 4/14/88 at PHI  
 4/28/88 at NJ

### MOST GOALS AGAINST

At Home  
 8 4/11/89 vs. PHI  
 7 4/13/00 vs. PIT  
 5/16/95 vs. PIT  
 On Road  
 10 4/22/88 at NJ  
 7 4/19/91 at PIT  
 4/19/90 at NYR

### MOST POWER-PLAY GOALS

At Home  
 3 seven times; most recent  
 4/20/19 vs. CAR  
 On Road  
 5 4/18/16 at PHI

### MOST POWER-PLAY GOALS ALLOWED

At Home  
 3 Three times; most recent  
 4/13/00 vs. PIT  
 On Road  
 4 4/29/92 at PIT

### MOST POWER-PLAY GOALS, BOTH TEAMS

5 11 times; most recent  
 4/15/18 vs. CBJ

### MOST POWER-PLAY ATTEMPTS

At Home  
 11 4/9/83 vs. NYI  
 On Road  
 11 Twice; most recent  
 4/23/92 at PIT

### MOST POWER-PLAY ATTEMPTS, OPPONENT

At Home  
 10 4/24/96 vs. PIT  
 On Road  
 12 4/23/92 at PIT

### MOST SHORTHANDED GOALS

1 26 times; most recent  
 4/23/18 at CBJ

### MOST SHORTHANDED GOALS ALLOWED

1 19 times; most recent  
 8/12/20 vs. NYI

### MOST SHOTS

At Home  
 75 4/18/87 vs. NYI  
 On Road  
 55 4/11/91 at NYR

## MOST SHOTS IN A REGULATION GAME

At Home  
 49 4/23/90 vs. NYR  
 On Road  
 54 4/26/10 at MTL

## MOST SHOTS ALLOWED

At Home  
 65 4/24/96 vs. PIT  
 On Road  
 60 6/11/98 at DET

## MOST SHOTS ALLOWED IN A REGULATION GAME

At Home  
 45 4/19/12 vs. BOS  
 On Road  
 45 4/15/19 at CAR

## MOST PENALTY MINUTES

At Home  
 80 4/20/88 vs. NJ  
 On Road  
 123 4/22/88 at NJ

## MOST PENALTY MINUTES, OPPONENT

At Home  
 82 4/20/88 vs. NJ  
 On Road  
 108 4/22/88 at NJ

## FEWEST GOALS

At Home  
 0 11 times; most recent  
 8/20/20 vs. NYI  
 On Road  
 0 Six times; most recent  
 4/15/19 at CAR

## FEWEST GOALS ALLOWED

At Home  
 0 10 times; most recent  
 4/20/19 vs. CAR  
 On Road  
 0 nine times; most recent  
 5/23/18 at TB

## FEWEST POWER-PLAY ATTEMPTS

0 10 times; most recent  
 5/19/18 at TB

## FEWEST POWER-PLAY ATTEMPTS, OPPONENT

0 8/3/20 at TB

## FEWEST SHOTS

At Home  
 14 5/9/90 vs. BOS  
 On Road  
 11 5/13/98 at OTT

## FEWEST SHOTS ALLOWED

At Home  
 10 4/9/90 vs. NJ  
 On Road  
 14 4/28/12 at NYR

## FEWEST PENALTY MINUTES

At Home  
 2 Seven times; most recent  
 4/24/19 vs. CAR  
 On Road  
 2 Two times; most recent  
 5/19/18 at TB

## FEWEST PENALTY MINUTES, OPPONENT

At Home  
 0 4/27/15 vs. NYI  
 5/13/09 vs. PIT  
 On Road  
 0 5/19/18 vs. TB

## TEAM – PERIOD

### MOST GOALS

At Home  
 4 Four times; most recent  
 5/5/18 vs. PIT  
 On Road  
 4 Six times; most recent  
 4/19/17 at TOR

### MOST GOALS ALLOWED

At Home  
 4 4/11/89 vs. PHI  
 5/16/95 vs. PIT  
 On Road  
 5 4/22/88 at NJ

### MOST POWER-PLAY GOALS

4 4/18/16 at PHI  
 3 4/14/88 at PHI

### MOST POWER-PLAY GOALS ALLOWED

3 4/23/92 at PIT

### MOST POWER-PLAY ATTEMPTS

7 4/28/88 vs. NJ

### MOST POWER-PLAY ATTEMPTS, OPPONENT

6 4/7/91 vs. NYR

### MOST SHOTS

At Home  
 21 4/15/18 vs. CBJ  
 On Road  
 22 4/26/10 at MTL

### MOST SHOTS ALLOWED

At Home  
 21 4/19/08 vs. PHI  
 On Road  
 21 4/21/10 at MTL

### FEWEST SHOTS

At Home  
 0 5/7/94 vs. NYR

### On Road

1 4/15/19 at CAR

### FEWEST SHOTS ALLOWED

At Home  
 1 4/28/09 vs. NYR  
 4/21/01 vs. PIT  
 4/22/96 vs. PIT

On Road  
 1 4/19/94 at PIT

## MOST PENALTY MINUTES

At Home  
 54 4/20/88 vs. NJD  
 On Road  
 77 4/22/88 at NJ

## MOST PENALTY MINUTES, OPPONENT

At Home  
 54 4/20/88 vs. NJD  
 On Road  
 63 4/7/84 at PHI

## FASTEST GOALS

**FASTEST GOAL, START OF A GAME**  
 0:15 Mike Gartner,  
 4/8/87 in a 4-3 win vs. NYI

## FASTEST GOAL AGAINST, START OF A GAME

0:14 Kirk Muller,  
 4/30/88 in a 3-2 loss vs. NJ

## FASTEST GOAL, START OF A PERIOD

0:11 Conor Sheary, 3rd period  
 5/23/21 in a 1-3 loss vs. BOS

## FASTEST GOAL AGAINST, START OF A PERIOD

0:12 Sidney Crosby, 2nd period  
 4/27/17 in a 3-2 loss vs. PIT

## FASTEST TWO GOALS, BOTH TEAMS

0:09 Bryan Trottier (NYI) and Scott  
 Stevens (WSH), 4/10/86 in a  
 5-2 win vs. NYI

## FASTEST TWO GOALS, CAPITALS PLAYER

0:16 Larry Murphy,  
 4/10/85 in a 4-3 win vs. NYI

## FASTEST TWO GOALS, OPPOSING PLAYER

0:11 Petr Nedved,  
 4/17/96 in a 6-4 win at PIT

## FASTEST TWO GOALS, TWO CAPITALS PLAYERS

0:17 Dino Ciccarelli and Peter Bondra,  
 4/25/92 in a 7-2 win at PIT

## FASTEST TWO GOALS, OPPOSING PLAYERS

0:07 Marian Gaborik and Brandon  
 Dubinsky, 4/20/11 in a 4-3 win at NYR

## FASTEST THREE GOALS, BOTH TEAMS

1:09 Mario Lemieux (PIT), Dino Ciccarelli (WSH)  
 and Peter Bondra (WSH), 4/25/92  
 in a 7-2 loss at PIT

## FASTEST THREE GOALS, CAPITALS TEAM

2:09 Mike Gartner and Larry  
 Murphy (2), 4/10/85 in a 4-3 win  
 vs. NYI

## FASTEST FOUR GOALS, BOTH TEAMS

2:33 Danny Briere (PHI), Eric Fehr  
 (WSH), Scott Hartnell (PHI) and  
 Sami Kapanen (PHI), 4/15/08 in  
 a 6-3 loss at PHI

# Playoff Record Book

## INDIVIDUAL – SEASON

### MOST GAMES PLAYED

24 12 players, 2018

### MOST POINTS

32 Evgeny Kuznetsov, 2018  
**27 Alex Ovechkin, 2018**  
 23' **Nicklas Backstrom, 2018**

### MOST GOALS

**15 Alex Ovechkin, 2018**  
 14 John Druce, 1990  
**12 Evgeny Kuznetsov, 2018**

### MOST ASSISTS

20 Evgeny Kuznetsov, 2018  
**18 Nicklas Backstrom, 2018**  
**15 John Carlson, 2018**

### MOST PENALTY MINUTES

98 Dale Hunter, 1988  
 92 Neil Sheehy, 1990  
 61 Dale Hunter, 1990

### MOST POWER-PLAY GOALS

8 John Druce, 1990

### MOST SHORTHANDED GOALS

2 Bob Gould, 1988

### MOST GAME-WINNING GOALS

4 Joe Juneau, 1998  
 John Druce, 1990

### BEST PLUS/MINUS RATING

+17 Brooks Orpik, 2018  
 +12 Evgeny Kuznetsov, 2018  
**+11 Tom Wilson, 2018**  
**John Carlson, 2018**

### MOST CONSECUTIVE GAMES WITH A POINT

11 Evgeny Kuznetsov, 5/3/18 to 5/28/18 vs. PIT, TB, VGK  
**9 Nicklas Backstrom, 4/24/09 to 5/11/09 vs. NYR, PIT**

### MOST CONSECUTIVE GAMES WITH A GOAL

7 John Druce, 4/15/90 to 5/3/90 vs. NJ, NYR, BOS

### MOST CONSECUTIVE GAMES WITH AN ASSIST

6 Mike Ridley, 4/21/92 to 5/1/92 vs. PIT

## GOALTENDER – SEASON

### MOST GAMES PLAYED

23 Braden Holtby, 2018  
 21 Olie Kolzig, 1998  
 14 Braden Holtby, 2012

### MOST MINUTES

1,386 Braden Holtby, 2018  
 1,351 Olie Kolzig, 1998  
 922 Braden Holtby, 2012

## MOST WINS

16 Braden Holtby, 2018  
 12 Olie Kolzig, 1998  
 7 Braden Holtby, 2017  
 Braden Holtby, 2012  
 Semyon Varlamov, 2009  
 Pete Peeters, 1988

## MOST SHUTOUTS

4 Olie Kolzig, 1998  
 2 Braden Holtby, 2018  
 Braden Holtby, 2016  
 Semyon Varlamov, 2009

## LOWEST GAA (minimum 60 minutes)

1.71 Braden Holtby, 2015  
 1.72 Braden Holtby, 2016  
 1.76 Bob Mason, 1987

## HIGHEST SAVE PERCENTAGE (minimum 60 minutes)

.944 Braden Holtby, 2015  
 .942 Braden Holtby, 2016  
 .941 Olie Kolzig, 1998

## MOST SHOTS AGAINST

740 Olie Kolzig, 1998  
 639 Braden Holtby, 2018  
 459 Braden Holtby, 2012

## MOST SAVES MADE

696 Olie Kolzig, 1998  
 589 Braden Holtby, 2018  
 429 Braden Holtby, 2012

## MOST CONSECUTIVE STARTS, GOALTENDER

38 Olie Kolzig, 4/22/98 to 4/20/03

## MOST CONSECUTIVE GAMES PLAYED, GOALTENDER

41 Olie Kolzig, 4/24/96 to 4/20/03

## MOST CONSECUTIVE WINS, GOALTENDER

5 Semyon Varlamov, 4/24/09 to 5/4/09 vs. NYR, PIT

## MOST CONSECUTIVE SHUTOUT MINUTES

168:42 Olie Kolzig, 5/11/98 to 5/23/98

## INDIVIDUAL – SERIES

### MOST POINTS

**14 Alex Ovechkin, 2009 vs. PIT**  
 11 Dino Ciccarelli, 1990 vs. NJ  
 John Druce, 1990 vs. NYR  
 Mike Ridley, 1992 vs. PIT

### MOST GOALS

9 John Druce, 1990 vs. NYR

### MOST ASSISTS

11 Mike Ridley, 1992 vs. PIT

### MOST PENALTY MINUTES

58 Neil Sheehy, 1990 vs. NYR

### MOST POWER-PLAY GOALS

5 John Druce, 1990 vs. NYR

### MOST SHORTHANDED GOALS

2 Bob Gould, 1988 vs. PHI

## MOST GAME-WINNING GOALS

**2** Several times; most recent  
 Jakub Vrana, 2018 vs. PIT

## INDIVIDUAL – GAME

### MOST POINTS

5 Alan Haworth, 4/19/86 vs. NYR

### MOST GOALS

4 Dino Ciccarelli, 4/25/92 at PIT

### MOST ASSISTS

4 Evgeny Kuznetsov, 6/4/18 vs. VGK  
 Andrei Nikolishin, 5/28/98 at BUF  
 Scott Stevens, 4/28/88 at NJ

### MOST POWER-PLAY GOALS

2 12 times; most recent  
**T.J. Oshie, 8/12/20 vs. NYI**

### MOST PENALTY MINUTES

32 Dale Hunter, 4/22/88 at NJ

### MOST POINTS, OPPONENT

8 Patrik Sundstrom, 4/22/88 at NJ

### MOST GOALS, OPPONENT

4 Mark Johnson, 4/22/88 at NJ  
 Ray Ferraro, 4/26/93 vs. NYI

### MOST ASSISTS, OPPONENT

5 Patrik Sundstrom, 4/22/88 at NJ

### MOST POWER-PLAY GOALS, OPPONENT

3 Mark Johnson, 4/22/88 at NJ

### MOST PENALTY MINUTES, OPPONENT

37 Jim Korn, 4/28/88 at NJ

## GOALTENDER – GAME

### MOST SAVES

62 Olie Kolzig, 4/24/96 in a 3-2 loss vs. PIT

### MOST SHOTS AGAINST IN A REGULATION GAME

45 Braden Holtby, 4/19/12 vs. BOS

### MOST SHOTS AGAINST IN AN OVERTIME GAME

65 Olie Kolzig, 4/24/96 vs. PIT

## INDIVIDUAL – PERIOD

### MOST POINTS

3 Eight times; most recent  
 John Carlson, 4/11/19 vs. CAR

### MOST GOALS

3 Dino Ciccarelli, 4/25/92 at PIT

### MOST ASSISTS

3 John Carlson, 4/11/19 vs. CAR

### MOST PENALTY MINUTES

24 Dale Hunter, 4/22/88 at NJ

## MOST POINTS, OPPONENT

4 Mario Lemieux, 4/23/92 at PIT

## MOST GOALS, OPPONENT

3 Ray Ferraro, 4/26/93 vs. NYI  
 Daniel Alfredsson, 5/11/98 vs. OTT

## MOST ASSISTS, OPPONENT

3 Ron Francis, 5/8/95 at PIT  
 Brian Leetch, 5/9/94 at NYR  
 Paul Coffey, 4/19/91 at PIT

## MOST PENALTY MINUTES, OPPONENT

27 Jim Korn, 4/28/88 at NJ

# 2018 Stanley Cup Timeline

## Eastern Conference Quarterfinal - Capitals Defeat Blue Jackets, 4-2

### Game 3: Eller's Double OT Winner Secures Caps' First Postseason Win

After dropping the first two games of their first-round series against the Columbus Blue Jackets, the Capitals responded in Game 3 at Nationwide Arena. Lars Eller scored the game-winning goal nine minutes into double overtime and Braden Holtby made 33 saves as the Capitals earned a 3-2 win. The Capitals successfully killed all four Columbus power plays, including a full two-minute man-advantage in the first overtime. Eller's first career postseason OT winner secured the first of four consecutive Washington wins. Alex Ovechkin had two assists in his 100th career Stanley Cup playoff game.



### Game 4: Caps No. 1 Line Shines

Evgeny Kuznetsov had a goal and three assists, while Alex Ovechkin and Tom Wilson had a goal and an assist each as the Capitals beat the Blue Jackets 4-1 in Game 4. The series would return to D.C. tied at two games apiece.

### Game 5: Backstrom Delivers in OT, Gives Capitals 3-2 Series Lead

Nicklas Backstrom scored his first two goals of the postseason, including the overtime winner as the Capitals beat Columbus 4-3 in OT in Game 5. Backstrom's deflection of a Dmitry Orlov point shot at 11:53 of overtime gave him his franchise-record fourth career postseason OT winner. It also provided the Capitals with a 3-2 series lead.

### Game 6: Capitals Eliminate Columbus, Book Rematch with Penguins

In a span of just over five-and-a-half minutes in Game 6 against Columbus, Alex Ovechkin scored an even-strength goal, drew a penalty and scored on the ensuing power play. Ovechkin's sequence late in the second period helped break a 1-1 tie and give Washington a 3-1 lead heading into the second intermission. Devante Smith-Pelly would add the eventual game-winning goal in the third period, while Chandler Stephenson became the first rookie in team history to score a postseason shorthanded goal. The Capitals beat Columbus 6-3 in Game 6 and became the first team in NHL history to win a series after dropping the first two games in overtime.



# 2018 Stanley Cup Timeline

## Eastern Conference Semifinal - Capitals Defeat Penguins, 4-2

### Game 2: Caps Erase Series Deficit vs. Pittsburgh

The Capitals responded after dropping their series opener in Round 2 against Pittsburgh with a convincing 4-1 win in Game 2. Alex Ovechkin scored 86 seconds into the first period and rookie Jakub Vrana scored the game-winning goal as the Capitals evened the series at a game apiece.

### Game 3: Ovechkin's Late Winner Gives Caps Series Lead

In what may go down as one of the biggest goals of his career, Alex Ovechkin capped off a 2-on-1 rush with Nicklas Backstrom with 1:07 remaining in regulation and beat Matt Murray to secure a 4-3 Capitals win in Game 3. Pittsburgh had built a 3-2 lead through two periods, but Matt Niskanen tied the score 5:06 into the third before Ovechkin and Backstrom teamed up to complete the comeback. Ovechkin's goal came at the end of a 1:26 shift – his longest even-strength shift of the game – and gave Washington a 2-1 series lead.

### Game 5: Vrana Provides Third Period Spark

With the Capitals trailing Pittsburgh 3-2 heading into the third period of a critical Game 5 at home, rookie Jakub Vrana joined Alex Ovechkin and Evgeny Kuznetsov on the No. 1 line. Pittsburgh had command of the second period, scoring twice and outshooting Washington 18-5. The Capitals needed a spark. Vrana and the newly-configured top line provided one. In the opening minute of the most important period of their season, Vrana sprung Kuznetsov for the game-tying goal on a breakaway. Vrana later scored the go-ahead marker on a feed from Ovechkin with 4:38 remaining. Although the Capitals lost Nicklas Backstrom with an injury in the third, they won 6-3 and took a 3-2 series lead.

### Game 6: Kuznetsov Nets OT Winner; Sends Caps to Eastern Conference Final

Despite missing three of their top-six forwards for Game 6 in Pittsburgh – Nicklas Backstrom, Andre Burakovsky and Tom Wilson were all out – the undermanned Capitals beat the Penguins 2-1 in overtime. Washington dressed a franchise-record five rookies in Game 6, including two – Travis Boyd and Nathan Walker – who made their NHL postseason debut. That didn't keep the Capitals from eliminating the two-time defending Stanley Cup champions. Alex Chiasson opened the scoring on a pass from Walker in the second period, before Alex Ovechkin fed Evgeny Kuznetsov for the game-winner in OT. For the first time in 20 years, the Capitals advanced to the Eastern Conference Final.



# 2018 Stanley Cup Timeline



## Eastern Conference Final - Capitals Defeat Lightning, 4-3

### Game 1: Caps Draw First Blood in Tampa Bay

The Capitals opened the Eastern Conference Final with a 4-2 win in Game 1 in Tampa Bay. Alex Ovechkin had a power-play goal and an assist in his Eastern Conference Final debut while Jay Beagle, Michal Kempny and Lars Eller also scored as the Capitals built a 4-0 lead in the second period. Game 1 could have turned late in the first period when Tampa Bay's Nikita Kucherov appeared to tie the score 1-1. Instead, the Lightning were penalized for having too many men on the ice. The goal was erased and Washington received a power play. Two seconds into the ensuing man advantage, Ovechkin gave the Capitals a 2-0 lead.

### Game 2: Caps Continue Road Success

With Nicklas Backstrom missing a third consecutive game due to injury, centers Evgeny Kuznetsov and Lars Eller had a goal and two assists each as the Capitals beat the Lightning 6-2 to take a 2-0 series lead. Alex Ovechkin, Tom Wilson, Brett Connolly and Devante Smith-Pelly also scored as the Capitals improved to 7-1 on the road in the postseason. John Carlson had two assists to establish a franchise record for most points in a single postseason by a defenseman (13).



### Game 6: Holtby Blanks Bolts

Facing elimination for the first time in the 2018 Stanley Cup Playoffs, T.J. Oshie scored twice and Braden Holtby made 24 saves as the Capitals beat the Lightning 3-0 in Game 6. The Capitals controlled possession but were also physical, outhitting the Lightning 39-19. Brooks Orpik and Tom Wilson led the Capitals with six hits each.

### Game 7: Holtby Earns Another Shutout; Caps Advance to Cup Final

Alex Ovechkin opened the scoring just 62 seconds into the first period and Braden Holtby made 29 saves as the Capitals beat the Lightning 4-0 in Game 7. With the win, the Capitals advanced to the Stanley Cup Final for the first time since 1998. Holtby stopped the final 61 shots he faced against Tampa Bay and ended the series with a shutout streak of 157:13. Andre Burakovsky added a pair of insurance markers in the second period and joined Dale Hunter (1988) as the only Capitals to score two goals in a Game 7. Evgeny Kuznetsov picked up an assist and established a Capitals postseason record by extending his point streak to 10 games.





# 2018 Stanley Cup Timeline

## Stanley Cup Final - Capitals Defeat Golden Knights, 4-1

### Game 2: Orpik Nets Winner; Capitals Earn First Win in Stanley Cup Final

Capitals leading-scorer Evgeny Kuznetsov left Game 2 late in the first period due to injury, but Lars Eller was among those who picked up the slack. Eller factored in all of Washington's scoring with a goal and two assists as the Capitals beat Vegas 3-2 to even the Cup Final at a game apiece. Alex Ovechkin scored a power-play goal and Brooks Orpik emerged as the unlikely game-winning goal scorer. Orpik broke a personal 220-game goalless drought midway through the second period. Braden Holtby made 37 saves, none bigger than his sprawling paddle stop on Alex Tuch with two minutes remaining in regulation to preserve Washington's one-goal lead.



### Game 3: Capitals Take Series Lead in Cup Final

Alex Ovechkin and Evgeny Kuznetsov both scored first-period goals while Devante Smith-Pelly added an insurance tally in the third as the Capitals beat the Golden Knights 3-1 in Game 3. The win gave the Capitals their first ever Stanley Cup Final victory on home ice and a 2-1 series lead. Ovechkin scored 1:10 into the first period, tying John Druce's franchise record with his 14th goal of the playoffs.



### Game 4: Balanced Attack Puts Capitals on Verge of Cup Win

Six different Capitals scored and Evgeny Kuznetsov had four assists as Washington beat Vegas 6-2 in Game 4 of the Stanley Cup Final. Kuznetsov became the 12th player in NHL history and the first since Joe Sakic in 1996 to record four assists in a game in the Stanley Cup Final. T.J. Oshie, Tom Wilson and Devante Smith-Pelly all scored in the first period while John Carlson added a power-play tally in the second. Michal Kempny and Brett Connolly also scored for the Capitals, who dominated the special teams battle going 4-for-4 on the penalty kill and 3-for-5 on the power play.

### Game 5: Capitals Rally Once More; Win the Stanley Cup

The Capitals earned the first Stanley Cup title in franchise history with a 4-3 win in Game 5 at T-Mobile Arena. Vegas led 3-2 at the second intermission, but Devante Smith-Pelly and Lars Eller scored in the third period to secure the Capitals' comeback win. Smith-Pelly's seven goals in the playoffs matched his entire total from the regular season. He capped off the Stanley Cup Final on a three-game goal scoring streak. Jakub Vrana and Alex Ovechkin also scored in the Cup-clinching win. Ovechkin's 15th goal of the playoffs established a new franchise record. John Carlson added an assist to become the Capitals all-time postseason leading scorer among defensemen (55 points in 100 games). The Capitals, who clinched all four series on the road, tied a League record with 10 road wins in the playoffs. They also joined the 1991 Penguins as the only teams to win the Stanley Cup despite trailing in all four series.

