




Great outdoors in a glass



GBCO RICH, N.Y.

Eastern Dist. Co. 1987-88 April & 50th Party



BUFFALO SABRES

YEARBOOK '87-'88





BUFFALO SABRES 1987-1988 YEARBOOK

TABLE OF CONTENTS

The Front Office	3		
Seymour & Northrup Knox	4	Barry Smith	8
Club Executives	5	Don Lever	9
Gerry Meehan	6	Hockey Dept.	10
Ted Sator	7	Club Staff	11-12
The Players	13		
Training Camp Roster	14-15	1987 Draft Choices	78
Player Profiles	16-75	Gil Perreault	79
Others Drafted by Team	76-77	Bill Hajt	80
Statistics and Records	83		
86-87 Game-by-Game Review ..	84-85	Individual Records	129-131
Year-by-Year Review	85	Firsts & Lasts	131
NHL Standings - 1986-87	86	Penalty Shots	132
86-87 Scoring	87	Shutouts	133
86-87 Home & Road Scoring	88	Hat Tricks	134-135
86-87 Scoring by Halves	89	Season Openers	136
86-87 Season Records	90	Opponents' Top Scorers	136
86-87 Transactions	91	All Home/Road Records	137
Draft History	92-94	Specialty Team Records	137
All-time Uniform Numbers	95	Playoff Records	138-143
Awards	96-97	All-time Transactions	143-145
Buffalo vs. NHL Clubs	98-120	NHL Directory	146-147
All-time Scoring	122-124	NHL Notes of Interest	147
All-time Goaltending	125	NHL 1st Half/2nd Half	148
Yearly Leaders	125	NHL Goal Differential	148
Top 10 Career Leaders	126	Road to the Stanley Cup	149
Top 10 One Season Leaders	127	Media Information	150
Team Records	128-129	Pronunciation Guide	150
Rochester Americans	151		
Club Directory	152	John Van Boxmeer	155-156
86-87 Scoring	153	All-time Records	156-159
86-87 Playoff Scoring	154	87-88 Schedule	159
86-87 Playoff Review	154		

Photos by Robert Shaver and Bill Wippert
 Guide printed by Partners' Press, Inc.
 Cover design by Advanced Computer Graphics
 Editors: Budd Bailey and John Gurtler

LE.
eam".

ALE
EE

ENCE!

Brewing Co., Rochester, NY

H. Knox, III
up R. Knox
E. Rich, Jr.
O. Swados
T.J. Stewart

ms, Jr. M.D.
perston, Jr.
r Victor, Jr.
chell Owen
bert Pickel
rry Meehan
. Ted Sator
Don Lever
raig Ramsay
. Don Luce
Rudy Migay
Joe Crozier
ybie Bonner
nk Deegan,
rank Zywiac
. Ken Bass
im Pizzutelli
ip Simonick
n Heidinger
avid Whissel
eve Donner
aul Wieland
Pokerwinski
John Gurtler
effrey Pickel
Budd Bailey
Doug McKay
Bob Russell
H. Knox, IV
an Makowski
. Ted Darling
Butsch, M.D.
Buran, M.D.
Rose, D.D.S.
onna Buyea,
hris Ivansitz,
Gerry Magill,
Verna Wojcik
al Auditorium
(16) 856-7300
(00) 281-2830
al Auditorium
et by 85 feet
..... 16,433
l from ceiling
on west side
hite and Gold
hite base with
and gold trim
ue base with
and gold trim
ny Caggiano,
k, Don Kwak,
i, Bill Truman
e Mankowski
John Putnam
..... Milt Ellis



THE FRONT OFFICE

ADMINISTRATION

OX, III Board

nded in 1970,
h his brother,
with top-flight
it to become
izations in the

empt to bring
ember, 1965,
anchise. The
37 league ex-
and Northrup
the Oakland
ernors decid-
n finally were
pansion fran-


oard, and he
st 17 seasons,
Seymour was
on the NHL's

dy and Co. He
pany, and he
was nationally
the U.S. court
lboy because


ren: Seymour




Robert E. Rich, Jr.
*Vice-Chairman
of the Board*



Robert O. Swados
*Vice-President
and Counsel*



Mitchell Owen
*Administrative
Vice-President*



Robert W. Pickel
Vice-President/Finance

KNOX

in the Sabres'
Northrup R. Knox
at department,
on in court ten-
played on the
1966 and 1969,
le University.
t of the club on
s the organiza-
ard during the
ub's existence.
e Governor on

ank — Western

a.
children: Linda

IN MEMORIAM

David Forman

1913 - 1987

He never stepped on the ice for a pro hockey game, but Dave Forman scored some of the biggest goals in Buffalo hockey history in his years with the Sabres.

Already a well-known and prestigious business and community leader when the Sabres were formed in 1970, Forman joined the new franchise at its inception as the executive vice-president, and he served in a leadership role until his death last spring.

He negotiated the first Sabres' lease for the club's Memorial Auditorium home, oversaw the 4,800-seat expansion of the Aud into a first-class major league arena, and was a pioneer in the development of broadcast and cable television with the Sabres and with the NHL.

But Dave Forman's contributions to the Sabres, the NHL and the sport in Buffalo pale beside his innate sense of fairness, humanity, good will and humor. These as much as any one deed were behind his election to the Sabres' Hall of Fame in the fall of 1986.

AN
er

erry Meehan
Manager on
her sign that
still was pay-

known player
ansion draft
the one with
four seasons
the second
played in the
me ever (and
moment in a
inal seconds

league in all,
ashington.


egree from
on graduating
Bradford and

ummer of 1984,
ved up to the

ildren, Danny,

GOFFS	A	PTS	PIM
—	—	—	—
0	0	0	—
—	—	—	—
—	—	—	—
1	1	0	—
—	—	—	—
—	—	—	—
—	—	—	—
—	—	—	—
—	—	—	—
—	—	—	—
—	—	—	—
—	—	—	—
1	1	0	—
0	0	0	—
1	1	0	—

ted into the
ge "Punch"
Crozier as



TED SATOR Head Coach

Ted Sator did nothing to hurt his reputation as one of the brightest young minds in the hockey business after taking over as the Sabres' coach last season.

Sator was named the club's head coach by General Manager Gerry Meehan on December 22, 1986. From that point, Buffalo was only one game under the .500 mark through the rest of the season. The Sabres also dramatically chased Quebec in the second half of the season for the last playoff spot, only to fall short partially because of a rash of injuries.

The Utica, New York native has been involved in hockey throughout most of his life. He played hockey at Bowling Green State University, where he graduated Magna Cum Laude in 1972. After a knee injury cut short an attempt to play for the New York Raiders of the World Hockey Association, Sator served as an assistant coach at Bowling Green. Two of his players there were the Whalers' Mike Liut and the Islanders' Ken Morrow.

In 1978, Sator started a five year coaching tenure in Sweden, working for the Vaxjo HC and Rogle BK clubs. In 1983 he became the first American to be invited to attend the Czechoslovakian National Team Symposium in Prague.

Later that year Sator was hired as an assistant coach by the Philadelphia Flyers. He worked one year under Bob McCammon and another under current coach Mike Keenan. The New York Rangers hired Sator as their head coach in June, 1985, and he led the club to one of the greatest upsets in NHL playoff history (in terms of percentage) in beating the Flyers the next spring. General manager Phil Esposito relieved Sator of his duties in November, 1986, and he took the Sabres' coaching post a little more than a month later.


Ted and his wife, Susanne, live in Williamsville.

HEAD COACHING RECORD

Year	Team	Record	Honors
1978-79	Vaxjo HC	15- 4- 3	Third Place (Player-Coach)
1979-80	Vaxjo HC	11- 9- 2	Fourth Place
	Vaxjo HC Jrs.	16- 2- 2	First Place
1980-81	Vaxjo HC	15- 3- 2	Division II Champion
1981-82	Rogle BK	24- 7- 2	Division II Champion
1982-83	Rogle BK	16-13- 3	Series Champion
1985-86	N.Y. Rangers	36-38- 6	Semi-Finals of Playoffs
1986-87	N.Y. Rangers	5-10- 4	
	Buffalo	21-22- 4	
NHL TOTALS		62-70-14	
TOTALS AS A SABRE COACH		21-22- 4	

SABRE FACT

Lindy Ruff became the sixth captain in the history of the franchise last season, as he replaced the retiring Gil Perreault. Perreault had served as captain since the middle of the 1981-82 season. The other Sabre captains were Floyd Smith (1970-71), Gerry Meehan (1971-72 to 1973-74), Jim Schoenfeld (1974-75 to 1976-77) and Danny Gare (1977-78 to 1981-82).



DON LEVER Assistant Coach

Don Lever started his playing career close to Buffalo, so it seems only right that he starts his full-time coaching career for the Sabres as well.

Lever was named an assistant coach under Ted Sator on June 12, 1987. If he brings the same qualities which he had as a player to his new position, Don should have no trouble being a success in this new capacity.

Lever played his junior hockey in near-by Niagara Falls, Ontario. After scoring 126 points in 63 games for the Flyers, he was the first draft choice (and third pick overall) of the Vancouver Canucks in 1972. He spent almost eight full seasons there, and he set his career-high of 38 goals there in 1974-75.

Don was traded to Atlanta in February, 1980, and moved with the Flames to Calgary that summer. He was dealt to Colorado in 1981, and again he was a part of a franchise shift as the Rockies became the New Jersey Devils in 1982.

The Sabres acquired his rights from the Devils on September 9, 1985, and he spent two seasons as a player in Buffalo's organization. Lever split his playing time between Buffalo and Rochester, and in 1986-87 he served the Amerks as a player-assistant coach under John Van Boxmeer. A Calder Cup championship was a fitting ending for the playing career of this true professional.

Lever has been a leader of all of his teams during his playing career, and he is expected to add plenty of practical experience to the team's coaching staff.

Don, his wife Karen and their children, Michael, Sarah and Caitlin, live in Amherst.

PLAYING RECORD

Season	Club	League	REGULAR SEASON					PLAYOFFS				
			GP	G	A	PTS	PIM	GP	G	A	PTS	PIM
1972-73	Vancouver	NHL	78	12	26	38	49	—	—	—	—	—
1973-74	Vancouver	NHL	78	23	25	48	28	—	—	—	—	—
1974-75	Vancouver	NHL	80	38	30	68	49	5	0	1	1	4
1975-76	Vancouver	NHL	80	25	40	65	93	2	0	0	0	0
1976-77	Vancouver	NHL	80	27	30	57	28	—	—	—	—	—
1977-78	Vancouver	NHL	75	17	32	49	58	—	—	—	—	—
1978-79	Vancouver	NHL	71	23	21	44	17	3	2	1	3	2
1979-80	Vancouver	NHL	51	21	17	38	32	—	—	—	—	—
	Atlanta	NHL	28	14	16	30	4	4	1	1	2	0
1980-81	Calgary	NHL	62	26	31	57	56	16	4	7	11	20
1981-82	Calgary	NHL	23	8	11	19	6	—	—	—	—	—
	Colorado	NHL	59	22	28	50	20	—	—	—	—	—
1982-83	New Jersey	NHL	79	23	30	53	68	—	—	—	—	—
1983-84	New Jersey	NHL	70	14	19	33	44	—	—	—	—	—
1984-85	New Jersey	NHL	67	10	8	18	31	—	—	—	—	—
1985-86	Buffalo	NHL	29	7	1	8	6	—	—	—	—	—
	Rochester	AHL	29	6	11	17	16	—	—	—	—	—
1986-87	Buffalo	NHL	10	3	2	5	4	—	—	—	—	—
	Rochester	AHL	57	29	25	54	69	18	4	3	7	14
NHL TOTALS			1020	313	367	680	593	30	7	10	17	26
TOTALS AS A SABRE			39	10	3	13	10	0	0	0	0	0

SABRE FACT

The Sabres outshot their opponents 2426-2324 during the 1986-87 season.

THE STAFF



Joe Crozier
Coordinator of
Minor League
Professional Development



Dennis McIvor
Scout



Jim Pizzutelli
Trainer



Budd Bailey
Communications/
Public Relations
Assistant



Debbie Bonner
Administrative Asst.



Robert Dahar
Accounting



Jody Eisensmith
Accounting



Ken Bass
Computer Scouting
Analyst



Dr. Joseph Buran
Team Doctor



Ted Darling
Voice of the Sabres



John Gurtler
Director of
Public Relations



Mary Jones
Accounting



Evelyn Battleson
Receptionist



Dr. John Butsch
Team Doctor



Steve Donner
Director of Advertising
& Group Sales



Birgid Haensel
Accounting



Seymour H. Knox, IV
Special Projects
Coordinator



Barbara Baumann
Ticket Office



Donna Buyea
Ticket Office



Cindi Dyll
Secretary
Hockey Dept.



Chris Ivansitz
Accounting



ly Lippert
Accounting



ug McKay
*Chief Marketing
Director*




y Pokerwinski
*Director of
Promotions and
Merchandising*



avid Whissel
Controller

THE PLAYERS



MacVicar, Andrew	185	5-10	128-57	Edm/Buf	13	18	31
Napier, Mark	194	6-3	9-7-64	Roch/Buf	17	11	28
Parker, Jeff	176	5-10	8-24-67	Buff/Victoria	54	45	99
Priestlay, Ken	234	6-5	1-28-61	Roch/Film	6	8	14
Ristau, Andy	196	6-2	2-17-60	Buffalo	6	14	20
Ruff, Lindy	180	5-11	2-20-64	Buffalo	22	43	65
Ruutu, Christian	206	6-1	5-27-66	Rochester	18	13	31
Sheppard, Ray							
Smith, Doug	186	5-11	5-17-63	Buff/Roch	21	30	51
Trachuk, Grant	175	5-9	9-27-68	Saskatoon	46	36	82
Trapp, Doug	185	6-0	11-28-65	Rochester	27	35	62
Tucker, John	193	6-0	9-29-64	Buffalo	17	34	51
Turgeon, Pierre	200	6-1	8-29-69	Granby	69	85	154
DEFENSEMEN							
Anderson, Shawn	196	6-1	2-7-68	Buffalo	2	11	13
Baldris, Miguel	192	6-0	1-30-68	St. Jean	7	34	41
Dunn, Richie	200	6-0	5-12-57	Rochester	6	26	32
Dykstra, Steve	190	6-2	2-3-62	Roch/Buf	0	1	1
Fenyses, Dave	187	5-11	4-29-60	Rochester	6	16	22
Ferner, Mark	193	6-0	9-5-65	Roch/Buf	0	15	15
Fogolin, Lee	200	6-0	2-7-55	Edm/Buf	1	5	6
Gasseau, James	204	6-2	5-4-66	Rochester	0	2	2
Halkidis, Bob	194	5-11	3-5-66	Rochester	1	8	9
Herbers, Ian	210	6-4	7-18-67	Swift Current	5	8	13
Hofford, Jim	195	6-0	10-4-64	Roch/Buf	1	8	9
Hoover, Tim	175	5-10	1-9-65	Flint	3	23	26
Housley, Phil	179	5-10	3-9-64	Buffalo	21	46	67
Johansson, Calle	198	5-11	2-14-67	Bjorkloven	2	13	15
Krupp, Uwe	230	6-6	6-24-65	Roch/Buf	4	23	27
McSween, Don	194	5-11	6-9-64	Mich. St.	7	23	30
Miller, Brad	215	6-4	7-23-69	Regina	10	38	48
Moylan, Dave	185	6-2	8-13-67	Kitchener	6	13	19
Ramsey, Mike	187	6-3	12-3-60	Buffalo	8	31	39
Reekie, Joe	215	6-3	2-22-65	Roch/Buf	1	14	15
GOALTENDERS							
Barrasso, Tom	206	6-3	3-31-65	Buffalo	46	2501	3,65
Cloutier, Jacques	169	5-7	1-3-60	Buffalo	40	2167	3,79
Puppa, Daren	191	6-3	9-23-63	Rochester	57	3129	2,80
Rain, Kenton	175	5-11	12-9-67	Prince Albert	51	2996	3,18
Richards, Pete	160	5-10	1-26-66	Sudbury	53	3113	4,34
Wakaluk, Darcy	180	5-11	3-14-66	Rochester	11	546	2,86

Sabres in 1986.
 into the NHL . . .
 of the season . . .
 Was the team's
 son with Buffalo,
 4 to Dec. 27 . . .
 r Ted Sator arriv-
 was in the lineup
 more games . . .

joining the Cana-
 ne 1986 draft . . .
 year's draft.
 against Calgary.




PLAYOFFS

G	A	PTS	PIM
—	—	—	—
—	—	—	—
—	—	—	—
—	—	—	—
0	0	0	0
0	0	0	0

abres in 1982.
 (points) . . . Led
 the team's top
 in 255 . . . Had
 ater, and he led
 games (7-9=16),
 season high by
 points-per-game
 of his 25 goals
 est total on the

n full-time duty
 the club in goal-
 Feb. 6, 1986, a
 . . . Set record
 scored a goal in

. . . Scored his
 o and Hamilton



PLAYOFFS

	A	PTS	PIM
	0	1	4
	1	1	2
	2	6	4
	—	—	—
	3	8	10
	3	8	10

de with Winnipeg

first 38 games of
had four points in
d 21 points in his
Jan. 18, 1987, the
o goal games . . .
1 when he scored
n the Tim Horton
the forward posi-

in 1981 . . . Spent
56 points during
awerchuk with the
emorial Cup cham-

28 in Boston . . .

part-owner of the
rs.



PLAYOFFS

G	A	PTS	PIM
0	0	0	0
0	0	0	0
0	0	0	5
1	2	3	5
0	0	0	12
<hr/>			
1	2	3	22
0	0	0	0

Sabres in 1983.
 -against average,
 e season, but im-
 n first half, 14-13-0
 b. 26, going 9-2-0
 al on Oct. 15 (first
 t against Hartford
 layed . . . Games

try Draft . . . Was
 Trophy winner as
 83-84 . . . Was on
 s Trophy with Bob
 second in Sabres'
 o record.
 Dec. 9 . . . Played

le . . . Is a member
 am.

PLAYOFFS			
MIN	GA	SO	AVG.
139	8	0	3.45
300	22	0	4.40
—	—	—	—
—	—	—	—
439	30	0	4.10
439	30	0	4.10



the Sabres in 1979.
 . . . Saw action in
 events . . . Is one of
 quickness . . . Was
 Tom Barrasso and
 es on March 8 5-1
 Sabres averaged
 e to injury: 0.
 missed major por-
 tionalie for Rochester
 uebec Major Junior
 on the Sabres' all-
 opalie for the Sabres
 mo.
 Jessica . . . Family

PLAYOFFS			
MIN	GA	SO	AVG.
—	—	—	—
—	—	—	—
—	—	—	—
—	—	—	—
992	47	0	2.84
1145	68	0	3.56
—	—	—	—
—	—	—	—
—	—	—	—
—	—	—	—
0	0	0	0.00
0	0	0	0.00



the Sabres in 1983.
 shifts under coach
 r highs in all scoring
 had but one goal
 (2=39) in 45 games
 plus-minus of those
 games . . . Uses his
 goals in 11 Sabres'
 22-28-6 (.446) when
 p . . . Games miss-

ad 18 goals and 39
 Most Valuable Player
 onships in 1984-85.
 ons in the NHL . . .
 ns there . . . An avid



PLAYOFFS

G	A	PTS	PIM
—	—	—	—
2	1	3	20
—	—	—	—
—	—	—	—
0	0	0	0
0	0	0	0

the Sabres in 1982.
 sive totals declined
 since coming to the
 enalty minutes with
 and was used exten-
 ad . . . Led the team
 5.

and played for Team
 nning the Sabres . . .
 e-handedly beat the
 time scoring list.
 areer on Nov. 1 . . .

Dominican Republic
 e for the start of the
 Still single, he splits




PLAYOFFS

G	A	PTS	PIM
1	3	4	6
0	1	1	0
2	2	4	15
—	—	—	—
—	—	—	—
3	6	9	21
3	6	9	21

December 10, 1982.
 suffered a pre-season
 weeks later . . . Missed
 for conditioning . . .
 gaining his form from
 ch included 32 minors,
 179 minutes are the
 games missed due to

the Sabres' roster . . .
 -86 season . . . Work-
 a year . . . Earned a
 son performances . . .
 club's top rookie.
 r. 2.
 Buffalo and Edmonton.

PLAYOFFS				
GP	G	A	PTS	PIM
15	0	5	5	27
6	0	0	0	46
2	0	1	1	10
—	—	—	—	—
—	—	—	—	—
0	0	0	0	0
0	0	0	0	0




...d a fourth round draft
 ...h Edmonton for Norm
 ...rth round draft choice

...st eight full seasons
 ...o's General Manager
 ...ed right into a regular
 ...Quebec on Mar. 7 in
 ...ue to injury: 6.

...es in 1974 ... Played
 ...n 1974-75 ... Had 23
 ...ave had more assists
 ...ansion Draft on June
 ...sons ... Was on two
 ...HL All-Star Game in

...nd won a Stanley Cup
 ...ave a son, Rory ...
 ...ars there.

SEASON	PLAYOFFS			
	G	A	PTS	PIM
8	0	0	0	6
9	0	4	4	23
4	0	0	0	2
6	0	2	2	23
3	0	0	0	4
3	0	0	0	4
9	0	0	0	12
5	1	1	2	14
16	0	5	5	36
19	1	4	5	23
18	3	1	4	16
8	0	2	2	19
—	—	—	—	—
—	—	—	—	—
08	5	19	24	173
30	0	6	6	58




and Brent Peterson
old, Derek Smith and

goal-scoring (30) for
13) for the third time
... Scored 39 points
times under Ted Sator
times to lead the team
were the 10th highest
World Championships
or Award for the third
Housley ... Games

Wings in 1979 ... Se-
30 ... Now in eighth
-time penalty minutes

n Oct. 12 ... Played
point of his NHL career

Amherst ... Spends



PLAYOFFS				
P	G	A	PTS	PIM
—	—	—	—	—
—	—	—	—	—
4	2	0	2	9
0	2	3	5	39
3	2	1	3	19
5	1	3	4	12
—	—	—	—	—
—	—	—	—	—
2	7	7	14	79
2	7	7	14	79

ers in the NHL Waiver

ness and class to the
or teammates, scoring
ers . . . His 61 games
s 10 goals came after
im to sit out 18 games
ames . . . Missed the
due to injury: 18.
nders in 1974 . . . Was
straight Stanley Cups
1979 . . . Played in the
petition of 1981.

ov. 2 . . . Played in his

yn, Brooke and Briana
restaurant "T.J. Gillies"
ouston Astros' affiliate)
seman-outfielder had




PLAYOFFS

P	G	A	PTS	PIM
7	4	2	6	36
3	2	4	6	16
2	4	4	8	15
7	2	0	2	16
0	1	2	3	11
1	6	10	16	63
8	6	9	15	28
9	8	6	14	34
8	0	2	2	10
1	12	7	19	19
0	1	0	1	9
3	1	0	1	1
—	—	—	—	—
9	47	46	93	263
0	0	0	0	0

f the Sabres in 1982.
 essional . . . Finished
 most a point per game
 Jerry Korab to become
 . . . Took 11 shots on
 Had 16 multiple-point
 y with Mike Foligno,
 d due to injury: 1.
 ng list, and is sixth in
 sman in one season
 1982-83 . . . Played in
 1984 Canada Cup . . .
 onships, and was the
 er in the rookie of the
 his career. His scoring
 85: 10-27=37; 1985-86:

er on Nov. 5 . . . Picked
 00th goal of his career
 nter Taylor, on Jan. 29,
 er months.

PLAYOFFS				
GP	G	A	PTS	PIM
10	3	4	7	2
3	0	0	0	6
5	3	2	5	2
—	—	—	—	—
—	—	—	—	—
18	6	6	12	10
18	6	6	12	10



trade with New Jersey

his rookie season of
out of the lineup with
er missing five games
me the rest of the way.
28, 1982 . . . Defected
a to go into Yugoslavia
ng allowed to emigrate
second on the Devils


GP	PLAYOFFS			
	G	A	PTS	PIM
—	—	—	—	—
—	—	—	—	—
—	—	—	—	—
—	—	—	—	—
—	—	—	—	—
0	0	0	0	0



and a fourth round draft pick with Edmonton for Norm MacMillan, a fourth round draft choice.

Mac acquired a month before the trade. In the lineup after the deal, he had 10 penalty minutes, the most on the team. He missed due to injury: 0:00 (1976-77 overall) in 1977 . . . Was drafted by the Oilers 4-75 . . . Went directly to the NHL by the Association in 1975. He has never been on two Stanley Cup teams (1984-85).

7. "The Sports Club" of the Oilers. He lives here, and he takes his children, Matt and Carly, to the rink. He spends his off-seasons near



GP	PLAYOFFS			
	G	A	PTS	PIM
—	—	—	—	—
5	0	2	2	14
2	3	2	5	2
0	2	6	8	0
3	0	0	0	2
5	3	2	5	0
3	0	0	0	0
—	—	—	—	—
2	3	2	5	0
—	—	—	—	—
8	5	5	10	7
0	1	4	5	0
—	—	—	—	—
—	—	—	—	—
8	17	23	40	25
3	17	21	38	11
0	0	0	0	0

f the Sabres in 1985.
 earned a spot on the
 scoring four goals with
 Was sent down to the
 extremely well for the
 ward and for Victoria's
 y the Sabres on Feb.
 of the regular season
 mes . . . Sabre games

fter he was drafted by
 ia . . . Has developed

2.

GP	PLAYOFFS			
	G	A	PTS	PM
—	—	—	—	—
—	—	—	—	—
—	—	—	—	—
—	—	—	—	—
—	—	—	—	—
8	3	2	5	7
0	0	0	0	0
0	0	0	0	0



te
 the Sabres in 1983.
 ough he did see a
 HL, the first Amerk
 xcellent 33-14 won-
 nd-highest total in
 percentage of .900
 on, his only early-
 for losses against
 tending prospects
 played . . . Sabre

cking up a shutout
 NHL start . . . Led
 rst goalie in ECAC
 cord at Cornell . .

to gain his degree.

PLAYOFFS			
MIN	GA	SO	AVG.
—	—	—	—
—	—	—	—
—	—	—	—
—	—	—	—
890	48	1	3.24
0	0	0	0.00
0	0	0	0.00




the Sabres in 1979.
 entering the league in
 ez-Vous '87 in Quebec
 yne Larkin Memorial
 in assists and points
 uk was the only other
 goals in Toronto Dec.
 play in all 80 games,

ed on the U.S. Olym-
 . . . Joined the Sabres
 e in 1986, 1985, 1983
 in 1984 . . . Cracked
 nking eighth with 549.
 ec. 17 . . . Registered

uffalo and Minnesota.

PLAYOFFS				
P	G	A	PTS	PIM
3	1	2	3	12
8	0	3	3	20
4	1	1	2	14
0	4	4	8	15
3	0	1	1	6
5	0	1	1	23
—	—	—	—	—
—	—	—	—	—
3	6	12	18	90
3	6	12	18	90



of the Sabres in 1985.
 spending two months
 Was recalled from the
 e the rest of the season
 minutes were the sixth
 fense during his rookie
 seen more often in the

t year of junior hockey
 ffly in 1985-86 because

eriod of his final game

season . . . His favorite



PLAYOFFS

GP	G	A	PTS	PIM
8	0	1	1	11
3	0	0	0	4
9	4	13	17	18
—	—	—	—	—
—	—	—	—	—
0	0	0	0	0
0	0	0	0	0

of the Sabres in 1979.
 During the course of the
 because he spent some
 ing to pick up his scor-
 ost for the season . . .
 e bench while recover-
 . . . Appointed captain
 er . . . Games missed

the past several years
 ay . . . Has missed 179
 afted as a defenseman
 t wing full-time in 1981
 is fifth in team history
 y (Rookie of the Year)
) penalty minutes in a
 1985.

PLAYOFFS				
GP	G	A	PTS	PIM
8	1	1	2	19
6	3	1	4	23
4	0	0	0	28
10	4	2	6	47
3	1	0	1	9
5	2	4	6	14
—	—	—	—	—
—	—	—	—	—
36	11	8	19	141
36	11	8	19	141



on January 30, 1986
 and Ken Baumgartner.
 at parts . . . Struggled
 0 (the first trip to the
 Perreault's retirement
 ed Sator took over as
 at that point on, register-
 ay from a career-high
 a Sabres' one-season
 goal games . . . Team
 essed due to injury: 3
 in 1981, and became
 is seen some playing
 at speed . . . Scored a
 1986 against the N.Y.

L. career on Mar. 1 . . .

An excellent all-around
 . Returns to his native

PLAYOFFS				
GP	G	A	PTS	PIM
10	3	2	5	11
—	—	—	—	—
3	1	0	1	4
—	—	—	—	—
—	—	—	—	—
13	4	2	6	15
0	0	0	0	0




of the Sabres in 1983.
 ry cut it short . . . Did
 . Should be as good
 team's leading scorer
 scoring despite play-
 had 29 points at 26
 game . . . Had goals
 his 17 goals came in

Year in 1983-84, scor-
 hener win a Memorial
 1984-85 as the team's
 one season (1984-85),
 all-time scoring list.
 n. 7.
 Ontario . . . Nephew


PLAYOFFS				
GP	G	A	PTS	PIM
3	1	0	1	0
5	1	5	6	0
—	—	—	—	—
8	2	5	7	0
8	2	5	7	0



f the Sabres in 1987.
ior ranks since Mario
one overall choice by
r of Whalers' star Syl-
y League last season
on . . . Helped Granby
considered to be effi-
mbines strength, speed
erb passer . . . Played
itcher . . . Has always
o wear 77 as a Sabre
years.



MIKAEL ANDERSSON



Right Wing

Born:

Malmö, Sweden

May 10, 1966

Height: 5'11"

Weight: 180

Last Amateur Club:


Vastra Frolunda

HOW ACQUIRED: First round draft choice (18th overall) of the Sabres in 1984.
CAREER: Split his time between Buffalo and Rochester in his second season of North American play . . . Was called up by the Sabres on Jan. 24 and returned to Rochester on Feb. 9 . . . Returned to Buffalo on Mar. 1 and stayed a Sabre for the rest of Buffalo's regular season . . . Rejoined the Americans for the Calder Cup playoffs . . . Was the first Swedish player ever selected by the Sabres in the first round of the draft . . . Used to play with Calle Johansson, another Sabres' number one draft choice from Sweden . . . Played in the World Junior Championships for Sweden during the 1983-84 season . . . Attended the Sabres' training camp in 1984 before returning to Sweden.

PLAYING RECORD

Season	Club	League	REGULAR SEASON					PLAYOFFS				
			GP	G	A	PTS	PIM	GP	G	A	PTS	PIM
1983-84	Vastra Frolunda		12	0	2	2	6	—	—	—	—	—
1984-85	Vastra Frolunda		32	16	11	27	18	—	—	—	—	—
1985-86	Buffalo	NHL	32	1	9	10	4	—	—	—	—	—
	Rochester	AHL	20	10	4	14	6	—	—	—	—	—
1986-87	Rochester	AHL	42	6	20	26	14	9	1	2	3	2
	Buffalo	NHL	16	0	3	3	0	—	—	—	—	—
NHL TOTALS			48	1	12	13	4	0	0	0	0	0
TOTALS AS A SABRE			48	1	12	13	4	0	0	0	0	0

PAUL BRYDGES



Center

Born:

Guelph, Ontario

June 21, 1965

Height: 5'11"

Weight: 180


Shoots: Right

Last Amateur Club:

Guelph Platers

... June 11, 1986.
 ... the Sabres ... Was
 ... shoulder at the end
 ... der Cup playoffs, re-
 ... Saw duty at all

MIKE HARTMAN



Right Wing

Born:
 Detroit, Michigan
 February 7, 1967
Height: 6'0"
Weight: 183
Shoots: Left
Last Amateur Club:
 North Bay Centennials


HOW ACQUIRED: Seventh round draft choice (131st overall) of the Sabres in 1986.
CAREER: Was one of the biggest surprises in training camp and earned a spot on the opening day roster... Quickly became known as one of the most aggressive players on the team... His 69 penalty minutes were the ninth-highest rookie total in Sabre history, even though he only played in 17 games... Was sent to the junior ranks in mid-November, and returned to Sabres briefly in late February due to injuries on the Buffalo roster... A member of the US Junior National Team, which played in Czechoslovakia in December, 1986.
86-87 MILESTONE: Scored his first NHL goal on Oct. 17.

PLAYING RECORD

Season	Club	League	REGULAR SEASON					PLAYOFFS				
			GP	G	A	PTS	PIM	GP	G	A	PTS	PIM
1984-85	Belleville	OHL	49	13	12	25	119	—	—	—	—	—
1985-86	North Bay	OHL	57	23	17	40	217	—	—	—	—	—
1986-87	Buffalo	NHL	17	3	3	6	69	—	—	—	—	—
	North Bay	OHL	32	15	24	39	144	—	—	—	—	—
NHL TOTALS			17	3	3	6	69	0	0	0	0	0
TOTALS AS A SABRE			17	3	3	6	69	0	0	0	0	0

... on July 31, 1985.
 ... which won the Calder
 ... or finishing second in
 ... playoff goals (14). He
 ... enna ... Was drafted
 ... six seasons with the
 ... e at Adirondack, and
 ... reer goals in the AHL.

CALLE JOHANSSON



Defense


Born:
 Goteborg, Sweden
 February 14, 1967
Height: 5'11"
Weight: 198
Last Amateur Club:
 IF Bjorkloven

GP	PLAYOFFS			
	G	A	PTS	PIM
5	2	1	3	0
17	9	6	15	12
6	1	5	6	8
6	3	4	7	2
17	14	5	19	24
0	0	0	0	0
0	0	0	0	0

of the Sabres in 1985
 and a top offensive pro-
 sive talents since that
 ayed for Sweden at the
 recorded eight assists
 nseman in the tourna-
 7 against Finland, and

GP	PLAYOFFS			
	G	A	PTS	PIM
—	—	—	—	—
—	—	—	—	—
—	—	—	—	—
—	—	—	—	—

BOB LOGAN



Left Wing

Born:
 Montreal, Quebec
 February 22, 1964
Height: 6'0"
Weight: 190
Shoots: Right
Last Amateur Club:
 Yale University

HOW ACQUIRED: Fifth round draft choice (100th overall) of the Sabres in 1982.
CAREER: Split time between Rochester and Buffalo in his first professional season . . . Was recalled by the Sabres three different times during the course of the season . . . Led the Americans in goals with 30 and was sixth overall in scoring despite playing in only 56 regular season games . . . Was a second team all-ECAC in 1985-86 at Yale.

86-87 MILESTONE: Scored his first NHL goal on Dec. 31.


PLAYING RECORD

Season	Club	League	REGULAR SEASON					PLAYOFFS				
			GP	G	A	PTS	PIM	GP	G	A	PTS	PIM
1982-83	Yale Univ.	ECAC	28	13	12	25	8	—	—	—	—	—
1983-84	Yale Univ.	ECAC	22	9	13	22	25	—	—	—	—	—
1984-85	Yale Univ.	ECAC	32	19	12	31	18	—	—	—	—	—
1985-86	Yale Univ.	ECAC	27	19	21	40	22	—	—	—	—	—
1986-87	Buffalo	NHL	22	7	3	10	0	—	—	—	—	—
	Rochester	AHL	56	30	14	44	27	18	5	10	15	4
NHL TOTALS			22	7	3	10	0	0	0	0	0	0
TOTALS AS A SABRE			22	7	3	10	0	0	0	0	0	0

by the Sabres in 1983
 ey League from the In-
 in his first NHL game
 the game's three stars
 to Rochester on Dec.
 Americans in the second
 Cup . . . One of the few

GP	PLAYOFFS			
	G	A	PTS	PIM
—	—	—	—	—
—	—	—	—	—
17	1	11	12	16
0	0	0	0	0
0	0	0	0	0

JEFF PARKER



Right Wing

Born:
 St. Paul, Minnesota
 September 7, 1964
Height: 6'3"
Weight: 194
Shoots: Right
Last Amateur Club:
 Michigan State Univ.

by the Sabres in 1982 but did spend a month in the Ontario Hockey League in the second half of the playoffs.


HOW ACQUIRED: Second round draft choice (39th overall) of the Sabres in 1984.
CAREER: Turned in another solid year in Rochester in 1986-87, while also debuting in the National Hockey League with the Sabres . . . Was third in scoring for the Americans for the second straight year.

PLAYING RECORD

GP	PLAYOFFS			PIM
	G	A	PTS	
—	—	—	—	—
—	—	—	—	—
—	—	—	—	—
13	1	3	4	—
0	0	0	0	—
0	0	0	0	—

Season	Club	League	REGULAR SEASON				PLAYOFFS					
			GP	G	A	PTS	PIM	GP	G	A	PTS	PIM
1982-83	Regina	WHL	71	23	28	51	123	5	0	2	2	18
1983-84	Regina	WHL	59	43	50	93	44	23	12	12	24	38
1984-85	Regina	WHL	72	48	60	108	81	8	7	7	14	2
1985-86	Rochester	AHL	75	21	42	63	86	—	—	—	—	—
1986-87	Rochester	AHL	68	27	35	62	80	16	0	9	9	5
	Buffalo	NHL	2	0	0	0	0	—	—	—	—	—
NHL TOTALS			2	0	0	0	0	0	0	0	0	0
TOTALS AS A SABRE			2	0	0	0	0	0	0	0	0	0

RICHIE DUNN



Defense

Born:
 Boston, Mass.
 May 12, 1957
Height: 6'0"
Weight: 200
Shoots: Left
Last Amateur Club:
 Windsor Spitfires


of the Sabres in 1987 star in the Ontario Hockey League in the second half of the playoffs.

PLAYING RECORD

GP	PLAYOFFS			PIM
	G	A	PTS	
—	—	—	—	—
9	2	12	14	—
6	7	4	11	—
15	12	3	15	—

Season	Club	League	REGULAR SEASON				PLAYOFFS					
			GP	G	A	PTS	PIM	GP	G	A	PTS	PIM
1977-78	Hershey	AHL	54	7	22	29	17	—	—	—	—	—
	Buffalo	NHL	25	0	3	3	16	1	0	0	0	2
1978-79	Hershey	AHL	34	5	18	23	10	4	0	1	1	4
	Buffalo	NHL	24	0	3	3	14	—	—	—	—	—
1979-80	Buffalo	NHL	80	7	31	38	61	14	2	9	10	8
1980-81	Buffalo	NHL	79	7	42	49	34	8	0	5	5	6
1981-82	Buffalo	NHL	72	7	19	26	73	4	0	1	1	0
1982-83	Calgary	NHL	80	3	11	14	47	9	1	1	2	8
1983-84	Hartford	NHL	63	5	20	25	30	—	—	—	—	—
1984-85	Hartford	NHL	13	1	4	5	2	—	—	—	—	—
	Binghamton	AHL	64	9	39	48	43	8	2	2	4	8
1985-86	Buffalo	NHL	29	4	5	9	25	—	—	—	—	—
	Rochester	AHL	34	7	17	24	12	—	—	—	—	—
1986-87	Buffalo	NHL	2	0	1	1	2	—	—	—	—	—
	Rochester	AHL	64	6	26	32	47	18	1	6	7	6
NHL TOTALS			467	34	139	173	304	36	3	15	18	24
TOTALS AS A SABRE			311	25	104	129	225	27	2	14	16	16

JAY FRASER



Left Wing


Born:
St. Lambert, Quebec
October 26, 1961
Height: 6'1"
Weight: 203
Shoots: Left
Last Amateur Club:
Ottawa 67's

GP	PLAYOFFS			
	G	A	PTS	PIM
5	0	1	1	4
4	0	0	0	0
2	0	0	0	7
16	1	4	5	22
5	0	0	0	2
—	—	—	—	—
—	—	—	—	—
18	3	12	15	10
11	0	0	0	0
11	0	0	0	0

PLAYING RECORD

Season	Club	League	REGULAR SEASON					PLAYOFFS				
			GP	G	A	PTS	PIM	GP	G	A	PTS	PIM
1981-82	Toledo	IHL	19	14	8	22	8	—	—	—	—	—
	Maine	AHL	44	5	5	10	116	—	—	—	—	—
1982-83	Carolina	ACHL	68	28	37	65	118	8	2	5	7	20
1983-84	Carolina	ACHL	29	16	29	45	85	0	0	0	0	0
1984-85	Did not play in North America											
1985-86	Carolina	ACHL	21	13	14	27	127	—	—	—	—	—
	Rochester	AHL	20	4	5	9	61	—	—	—	—	—
1986-87	Rochester	AHL	36	8	12	20	149	6	0	1	1	17

JAMES GASSEAU



Defense


Born:
Carleton, Quebec
May 4, 1966
Height: 6'2"
Weight: 204
Shoots: Right
Last Amateur Club:
Drummondville

GP	PLAYOFFS			
	G	A	PTS	PIM
7	0	0	0	0
14	1	8	9	7
15	4	9	13	—
—	—	—	—	—
—	—	—	—	—
0	0	0	0	0
0	0	0	0	0

PLAYING RECORD

Season	Club	League	REGULAR SEASON					PLAYOFFS				
			GP	G	A	PTS	PIM	GP	G	A	PTS	PIM
1983-84	Drummondville	QHL	68	6	25	31	72	10	0	4	4	12
1984-85	Drummondville	QHL	64	8	43	51	158	12	1	5	6	34
1985-86	Drummondville	QHL	96	20	31	51	155	23	1	13	14	18
1986-87	Rochester	AHL	7	0	2	2	6	—	—	—	—	—

BOB HALKIDIS



Defense

Born:

Toronto, Ontario

March 5, 1966

Height: 5'11"

Weight: 194

Shoots: Left

Last Amateur Club:

London Knights


PLAYOFFS

	G	A	PTS	PIM
3	0	1	1	2
4	2	2	4	4
4	8	13	21	2
9	5	9	14	4

PLAYING RECORD

Season	Club	League	REGULAR SEASON					PLAYOFFS				
			GP	G	A	PTS	PIM	GP	G	A	PTS	PIM
1983-84	London	OHL	51	9	22	31	123	8	0	2	2	27
1984-85	London	OHL	62	14	50	64	154	8	3	6	9	22
	Buffalo	NHL	0	0	0	0	0	4	0	0	0	19
1985-86	Buffalo	NHL	37	1	9	10	115	—	—	—	—	—
1986-87	Buffalo	NHL	6	1	1	2	19	—	—	—	—	—
	Rochester	AHL	59	1	8	9	144	8	0	0	0	43
NHL TOTALS			43	2	10	12	134	4	0	0	0	19
TOTALS AS A SABRE			43	2	10	12	134	4	0	0	0	19

JIM HOFFORD



Defense

Born:

Sudbury, Ontario

October 4, 1964

Height: 6'0"

Weight: 195

Shoots: Right

Last Amateur Club:

Windsor Spitfires


PLAYOFFS

GP	G	A	PTS	PIM
4	0	0	0	0
5	0	0	0	0
—	—	—	—	—
—	—	—	—	—
—	—	—	—	—
—	—	—	—	—
11	1	1	2	—
—	—	—	—	—
—	—	—	—	—

PLAYING RECORD

Season	Club	League	REGULAR SEASON					PLAYOFFS				
			GP	G	A	PTS	PIM	GP	G	A	PTS	PIM
1984-85	Rochester	AHL	70	2	13	15	166	5	0	0	0	16
1985-86	Buffalo	NHL	5	0	0	0	5	—	—	—	—	—
	Rochester	AHL	40	2	7	9	148	—	—	—	—	—
1986-87	Buffalo	NHL	12	0	0	0	40	—	—	—	—	—
	Rochester	AHL	54	1	8	9	204	13	1	0	1	57
NHL TOTALS			17	0	0	0	45	0	0	0	0	0
TOTALS AS A SABRE			17	0	0	0	45	0	0	0	0	0

ANDY RISTAU



Right Wing

Born:
Winnipeg, Manitoba
January 28, 1961
Height: 6'5"
Weight: 234
Shoots: Right
Last Amateur Club:
Winnipeg Warriors


PLAYOFFS

P	G	A	PTS	PIM
—	—	—	—	—
9	6	4	10	26
2	5	4	9	8

PLAYING RECORD

Season	Club	League	REGULAR SEASON					PLAYOFFS				
			GP	G	A	PTS	PIM	GP	G	A	PTS	PIM
1985-86	Carolina	ACHL	15	10	4	14	148	—	—	—	—	—
	Rochester	AHL	46	1	2	3	170	—	—	—	—	—
1986-87	Rochester	AHL	21	1	1	2	113	5	0	0	0	31
	Flint	IHL	31	5	7	12	267	—	—	—	—	—

DARCY WAKALUK



Goaltender

Born:
Pincher Creek, Alta.
March 14, 1966
Height: 5'11"
Weight: 176
Last Amateur Club:
Spokane Chiefs

PLAYOFFS

P	G	A	PTS	PIM
0	1	0	1	4
—	—	—	—	—
8	2	1	3	2
6	1	1	2	4
—	—	—	—	—
6	5	4	9	6
4	3	2	5	6

PLAYING RECORD

Season	Club	League	REGULAR SEASON				PLAYOFFS			
			GP	MIN	GA	SO AVG.	GP	MIN	GA	SO AVG.
1983-84	Kelowna	WHL	31	1555	163	0 6.29	—	—	—	—
1984-85	Kelowna	WHL	54	3094	244	0 4.73	5	282	22	0 4.68
1985-86	Spokane	WHL	47	2562	224	1 5.25	7	419	37	0 5.30
1986-87	Rochester	AHL	11	546	26	0 2.86	4	140	11	0 4.71
	Flint	IHL	9	356	30	0 6.42	—	—	—	—

ALSO DRAFTED BY THE SABRES

Miguel Baldris								Defense
Selected in 6th Round in 1986								6'0" 192 lbs.
Season	Team	League	GP	G	A	PTS	PIM	
1985-86	Shawinigan	OHL	67	2	30	32	101	
1986-87	St. Jean	OHL	67	7	34	41	72	

Dave Baseggio								Defense
Selected in 4th Round in 1986								6'1" 185 lbs.
Season	Team	League	GP	G	A	PTS	PIM	
1985-86	Yale Univ.	ECAC	30	7	17	24	54	
1986-87	Yale Univ.	ECAC	29	8	17	25	52	

Greg Brown								Defense
Selected in 2nd Round in 1986								6'0" 190 lbs.
Season	Team	League	GP	G	A	PTS	PIM	
1986-87	Boston College	H.E.	37	10	27	37	22	

Jeff Capello								Left Wing
Selected in 1986 Supp. Draft								6'1" 195 lbs.
Season	Team	League	GP	G	A	PTS	PIM	
1985-86	U. of Vermont	ECAC	31	9	17	26	36	
1986-87	U. of Vermont	ECAC	30	17	26	43	56	

Bob Corkum								Right Wing
Selected in 3rd Round in 1986								6'2" 195 lbs.
Season	Team	League	GP	G	A	PTS	PIM	
1985-86	Univ. of Maine	H.E.	39	7	26	33	53	
1986-87	Univ. of Maine	H.E.	35	18	11	29	24	

John Cullen								Center
Selected in 1986 Supp. Draft								5'10" 185 lbs.
Season	Team	League	GP	G	A	PTS	PIM	
1983-84	Boston Univ.	H.E.	40	23	33	56	28	
1984-85	Boston Univ.	H.E.	41	27	32	59	46	
1985-86	Boston Univ.	H.E.	43	25	49	74	54	
1986-87	Boston Univ.	H.E.	36	23	29	52	35	

Francois Guay								Center
Selected in 8th Round in 1986								6'0" 186 lbs.
Season	Team	League	GP	G	A	PTS	PIM	
1984-85	Laval	OHL	66	13	18	31	21	
1985-86	Laval	OHL	71	19	55	74	46	
1986-87	Laval	OHL	63	52	77	129	67	

Tim Hoover								Defense
Selected in 9th Round in 1983								5'10" 175 lbs.
Season	Team	League	GP	G	A	PTS	PIM	
1982-83	Sa. Ste. Marie	OHL	60	6	21	27	53	
1983-84	Sa. Ste. Marie	OHL	70	8	34	42	50	
1984-85	Sa. Ste. Marie	OHL	49	6	28	34	29	
1985-86	Rochester	AHL	49	2	5	7	34	
1986-87	Flint	IHL	75	3	23	26	26	

Trent Kaese								Right Wing
Selected in 8th Round in 1985								5'11" 219 lbs.
Season	Team	League	GP	G	A	PTS	PIM	
1983-84	Lethbridge	WHL	64	6	6	12	33	
1984-85	Lethbridge	WHL	67	20	18	38	107	
1985-86	Lethbridge	WHL	67	24	41	65	67	
1986-87	Calgary	WHL	70	31	24	55	121	

Kevin Kerr								Right Wing
Selected in 3rd Round in 1986								5'10" 182 lbs.
Season	Team	League	GP	G	A	PTS	PIM	
1985-86	Windsor	OHL	59	21	51	72	266	
1986-87	Windsor	OHL	63	27	41	68	264	

Guy Larose								Center
Selected in 11th Round in 1985								5'9" 185 lbs.
Season	Team	League	GP	G	A	PTS	PIM	
1984-85	Guelph	OHL	58	30	30	60	63	
1985-86	Guelph/Ottawa	OHL	65	31	61	92	118	
1986-87	Ottawa	OHL	66	28	49	77	77	

Petri Matikainen								Defense
Selected in 7th Round in 1985								6'0" 185 lbs.
Season	Team	League	GP	G	A	PTS	PIM	
1985-86	Oshawa	OHL	53	14	42	56	27	
1986-87	Oshawa	OHL	50	8	34	42	53	

Don McSween								Defense
Selected in 8th Round in 1983								5'11" 194 lbs.
Season	Team	League	GP	G	A	PTS	PIM	
1984-85	Michigan St.	CCHA	44	2	23	25	50	
1985-86	Michigan St.	CCHA	45	9	29	38	18	
1986-87	Michigan St.	CCHA	45	7	23	30	34	

Dave Moylan								Defense
Selected in 4th Round in 1985								6'2" 185 lbs.
Season	Team	League	GP	G	A	PTS	PIM	
1983-84	St. Mary's	OHA	46	7	13	20	143	
1984-85	Sudbury	OHL	66	1	15	16	108	
1985-86	Sudbury	OHL	52	10	25	35	87	
1986-87	Kitchener	OHL	51	6	13	19	98	

Kenton Rein								Goaltender
Selected in 10th Round in 1986								5'11" 194 lbs.
Season	Team	League	GP	MIN	GA	GAA		
1985-86	Prince Albert	WHL	23	1302	71	3.27		
1986-87	Prince Albert	WHL	51	2996	159	3.18		

Larry Rooney								Left Wing
Selected in 5th Round in 1986								5'11" 175 lbs.
Season	Team	League	GP	G	A	PTS		
1986-87	Thayer Academy		26	15	26	41		

Shawn Whitam								Defense
Selected in 9th Round in 1986								5'11" 175 lbs.
Season	Team	League	GP	G	A	PTS	PIM	
1985-86	Providence	H.E.	38	11	13	24	89	
1986-87	Providence	H.E.	31	9	11	20	57	

ALSO INVITED TO TRAINING CAMP

Mario Chitaroni								Center
5'6" 165 lbs.								
Season	Team	League	GP	G	A	PTS	PIM	
1984-85	Sudbury	OHA	64	18	34	52	108	
1985-86	Sudbury	OHL	45	20	37	57	127	
1986-87	Sudbury	OHL	63	54	48	102	164	

Pete Richards								Goalie
5'10", 160 lbs.								
Season	Team	League	GP	MIN	GA	GAA		
1983-84	Brantford	OHA	23	1383	118	5.12		
1984-85	Brantford	OHL	3	134	4	1.79		
1985-86	Hamilton	OHL	30	1426	100	4.22		
1986-87	Hamilton	OHL	54	2748	214	4.67		
1986-87	Sudbury	OHL	53	3113	225	4.34		
	Flint	IHL	8	398	33	4.98		

SABRE FACT

The Sabres missed 192 man-games because of injury during the 1986-87 season. The club lost 276 man-games in 1985-86.

CTIONS

Choice Overall

Center
6'2" 180

G	A	PTS
20	22	42
18	15	33

Choice Overall

Left Wing
5'9" 175

G	A	PTS
18	27	45
46	36	82

Choice Overall

Defense
6'4" 210

G	A	PTS
2	10	12
5	8	13

Choice Overall

Goalie
6'0" 175

GP	GA	GAA
21	68	3.45

Choice Overall

Left Wing
6'0" 181

G	A	PTS
12	23	35
16	16	32

Choice Overall

Left Wing
6'0" 170

G	A	PTS
14	18	32
30	29	59


Choice Overall

Right Wing
6'0" 180

G	A	PTS
12	21	33
34	18	52

Department:
er 18, 1949
per 14, 1952
2, 1948

SABRE TRIBUTE: GIL PERREAU



Center & Left Wing

Born:
Victoriaville, Que.
November 13, 1950
Height: 6'0"
Weight: 209
Shoots: Left
Last Amateur Club:
Montreal Jr. Canadiens

HOW ACQUIRED: First round draft choice (first overall) of the Sabres in 1970.
CAREER: Retired on November 24, 1986 after a great career in Buffalo . . . Had nine goals and seven assists in 20 games during his 17th and final NHL season . . . Scored his last two goals against Vancouver on November 7, 1986 . . . Holds many club records, including games played (1191), goals (512), assists (814) and points (1326) in a career . . . Has seven of the Sabres' top ten one-season scoring performances, including a career-high 113 points in 1975-76 . . . Had 15 20-goal seasons (including 12 in a row) and 10 30-goal seasons . . . Led the team in scoring 12 times . . . Won the Calder Trophy in 1970-71 and the Lady Byng Trophy in 1972-73 . . . Was the NHL's All-Star Second Team Center twice . . . Played in eight NHL All-Star Games and the 1979 Challenge Cup.
86-87 MILESTONES: Passed Jean Beliveau to move into 11th place in career NHL goals on Oct. 24 . . . Passed John Bucyk to take eighth place on the NHL's all-time assist list on Nov. 15 . . . That same day he surpassed George Armstrong to take 21st place on the all-time list of NHL games played.
PERSONAL: Gil and his wife Carmen have two sons, Marc and Sean.

PLAYING RECORD

Season	Club	League	REGULAR SEASON					PLAYOFFS				
			GP	G	A	PTS	PIM	GP	G	A	PTS	PIM
1970-71	Buffalo	NHL	78	38	34	72	19	—	—	—	—	—
1971-72	Buffalo	NHL	76	26	48	74	24	—	—	—	—	—
1972-73	Buffalo	NHL	78	28	60	88	10	6	3	7	10	2
1973-74	Buffalo	NHL	55	18	33	51	10	—	—	—	—	—
1974-75	Buffalo	NHL	68	39	57	96	36	17	6	9	15	10
1975-76	Buffalo	NHL	80	44	69	113	36	9	4	4	8	4
1976-77	Buffalo	NHL	80	39	56	95	30	6	1	8	9	4
1977-78	Buffalo	NHL	79	41	48	89	20	8	3	2	5	0
1978-79	Buffalo	NHL	79	27	58	85	20	3	1	0	1	2
1979-80	Buffalo	NHL	80	40	66	106	57	14	10	11	21	8
1980-81	Buffalo	NHL	56	20	39	59	56	8	2	10	12	2
1981-82	Buffalo	NHL	82	31	42	73	40	4	0	7	7	0
1982-83	Buffalo	NHL	77	30	46	76	34	10	0	7	7	8
1983-84	Buffalo	NHL	73	31	59	90	32	—	—	—	—	—
1984-85	Buffalo	NHL	78	30	53	83	42	5	3	5	8	4
1985-86	Buffalo	NHL	72	21	39	60	28	—	—	—	—	—
1986-87	Buffalo	NHL	20	9	7	16	6	—	—	—	—	—
NHL TOTALS			1191	512	814	1326	500	90	33	70	103	44
TOTALS AS A SABRE			1191	512	814	1326	500	90	33	70	103	44

At Merchant's, we're dedicated to a better Western New York.

One of the organizations that helps to make our community a better place to live is the Buffalo Sabres. From one 'Team' to another, best wishes for a very successful season.

Sabres in 1971.
than 13 seasons
ved more games
81 and 1985, but
sive defensemen
'res' all-time scor-
beat teams from
Horton Memorial
us three times.
Sandra are plan-

PLAYOFFS			
G	A	PTS	PIM
2	9	11	14
0	4	4	4
—	—	—	—
1	4	5	18
0	1	1	15
0	1	1	4
0	0	0	2
—	—	—	—
0	5	5	4
0	2	2	17
0	0	0	0
0	0	0	4
0	0	0	0
0	0	0	0
1	3	4	6
—	—	—	—
—	—	—	—
2	16	18	70
2	16	18	70


**"We're backing you like no
other company can."**

MERCHANTS INSURANCE GROUP
250 Main Street, Buffalo, New York 14202
(716) 849-3333



Merchants
Insurance
Group

STATISTICS AND RECORDS



SEC	ROW	SEAT
08	0	08

ve

S

GOALS BY UNIFORM NO.

11,21
27(2),17(2),11
8,17

11,20,21
20,27(2),21
4,22,11,23
7,27,11,25

25,20
25,19
27(2),11
27(2),39(2),12,11,6
18,25(2),12(2),6,5,7
11(2),5,25,12,27
17,23,27
7
27,4
25,7,17,32
18
27

6(2),9,18
32,38
25,27,6,21
22,40,18,21,7

17,6,18
7(2),29,6,39
21,6,22

29,15,32,22
28(2),7
17(2),7
5(2),18,16
15(2)
17,32,25
37
15(2),37,26,25
25,17,7
5,7,17,15,26,38,29
7,9,38,27
8,6,7,25
9(2),26,5,21,25,27

26(2),9
38,17
9(2),38(2),26,25

17,7
15(2),5,28,7,21
28,18
39,34,17,25

NO.	DATE	H/A	OPP.	SCORE	WLT	REC	GOALIE	ATT.	GOALS BY UNIFORM NO.
51	1/30	H	QUE	3-1	W	15-30-6	BARRASSO	14,639	38,21,5
52	2/1	H	DET	6-1	W	16-30-6	BARRASSO	12,648	17(2),6,25,38,9
53	2/4	A	HFD	3-1	W	17-30-6	BARRASSO	13,449	28,39,38
54	2/7	A	QUE	2-5	L	17-31-6	BARRASSO	15,390	6,7
55	2/8	H	CHI	7-4	W	18-31-6	BARRASSO	11,808	38(2),27,18,15,22,21
56	2/14	A	NYI	5-1	W	19-31-6	BARRASSO	14,683	22,38,6,39,15
57	2/18	H	BOS	4-3	W	20-31-6	BARRASSO	12,865	25,7,17,6
58	2/20	A	NYR	6-3	W	21-31-6	BARRASSO	17,420	15(2),7(2),39,28
59	2/22	H	HFD	5-3	W	22-31-6	BARRASSO	14,120	25,26,18,17,21
60	2/24	H	NYR	3-6	L	22-32-6	BARRASSO	13,066	17,12,34
61	2/26	H	STL	4-3	W	23-32-6	BARRASSO	11,174	27(3),21
62	2/28	A	BOS	1-5	L	23-33-6	CLOUTIER	13,201	12
63	3/1	H	VAN	2-4	L	23-34-6	BARRASSO	12,838	25,21
64	3/3	A	PHI	2-4	L	23-35-6	BARRASSO	17,222	8,17
65	3/5	H	NJ	6-4	W	24-35-6	BARRASSO	10,658	39,16,9,12,8,17
66	3/7	A	QUE	5-5	T	24-35-7	BARRASSO	15,398	8,18,65,6,21
							CLOUTIER		
67	3/8	H	QUE	5-1	W	25-35-7	CLOUTIER	16,433	21(2),17(2),25
68	3/11	A	LA	3-2	W	26-35-7	BARRASSO	9,343	12,15,38
69	3/13	A	VAN	4-6	L	26-36-7	CLOUTIER	10,310	12,25,65,9
70	3/14	A	EDM	3-5	L	26-37-7	BARRASSO	17,502	17(2),15
71	3/17	A	CGY	2-6	L	26-38-7	BARRASSO	16,798	65,38
							CLOUTIER		
72	3/20	H	MTL	2-3	L	26-39-7	BARRASSO	16,433	21(2)
73	3/22	H	DET	3-2	W	27-39-7	CLOUTIER	15,008	17,37,8
74	3/24	H	TOR	5-6	L	27-40-7	CLOUTIER	14,728	25(2),21,6,65
							BARRASSO		
75	3/26	H	LA	3-5	L	27-41-7	BARRASSO	14,353	6,15,17
76	3/28	A	MTL	3-6	L	27-42-7	PUPPA	18,072	15,6,25
77	3/29	H	EDM	2-3	L	27-43-7	PUPPA	14,401	17,38
78	4/2	A	STL	3-5	L	27-44-7	BARRASSO	11,292	38,12,25
79	4/4	A	NYI	6-6	T	27-44-8	CLOUTIER	15,302	39(2),21(2),17,65
80	4/5	H	HFD	6-0	W	28-44-8	BARRASSO	13,301	6,38,18,21,31,12

SABRES' RECORD BY YEAR

YEAR	GP	W	L	T	GF	GA	PTS
1970-71	78	24	39	15	217	291	63
1971-72	78	16	43	19	203	289	51
1972-73	78	37	27	14	257	219	88
1973-74	78	32	34	12	242	250	76
1974-75	80	49	16	15	354	240	113
1975-76	80	46	21	13	339	240	105
1976-77	80	48	24	8	301	220	104
1977-78	80	44	19	17	288	215	105
1978-79	80	36	28	16	280	263	88
1979-80	80	47	17	16	318	201	110
1980-81	80	39	20	21	327	250	99
1981-82	80	39	26	15	307	273	93
1982-83	80	38	29	13	318	285	89
1983-84	80	48	25	7	315	257	103
1984-85	80	38	28	14	290	237	90
1985-86	80	37	37	6	296	291	80
1986-87	80	28	44	8	280	308	64
TOTALS	1352	646	477	229	4932	4329	1521

SABRES' FINAL '86-'87 SCORING STATISTICS

No.	Name	GP	G	A	PTS	+/-	PIM	PP	SH	GW	GT	SHOTS	PCTG.
ROAD	25 Dave Andreychuk	77	25	48	73	+2	46	13	0	2	1	255	9.8
17-21-2	6 Phil Housley	78	21	46	67	-2	57	8	1	2	0	202	10.4
14-20-6	21 Christian Ruutu	76	22	43	65	+9	62	3	1	1	1	167	13.2
14-23-3	17 Mike Foligno	75	30	29	59	+13	176	11	1	5	0	185	16.2
11-26-3	7 John Tucker	54	17	34	51	-3	21	4	0	0	1	104	16.3
10-26-4	38 Adam Creighton	56	18	22	40	+4	26	6	0	3	0	109	16.5
ROAD	15 Doug Smith	62	16	24	40	-20	106	7	0	2	0	158	10.1
17-17-6	5 Mike Ramsey	80	8	31	39	+1	109	2	1	0	0	154	5.2
16-17-7	27 Wilf Paiement	56	20	17	37	+2	108	2	0	3	0	117	17.1
15-18-7	65 Mark Napier (Buf)	15	5	5	10	-5	0	1	0	0	0	40	12.5
16-20-4	(Tot)	77	13	18	31	-2	2	1	1	0	0	128	10.2
11-23-6	18 Paul Cyr	73	11	16	27	-16	122	0	0	1	0	131	8.4
9-28-3	39 Clark Gillies	61	10	17	27	+0	81	1	0	2	0	106	9.4
	9 Scott Arniel	63	11	14	25	-1	59	0	0	3	0	90	12.2
	28 Tom Kurvers (Buf)	55	6	17	23	-10	24	1	0	1	0	71	8.5
	(Tot)	56	6	17	23	-9	24	1	0	1	0	73	8.2
ROAD	22 Lindy Ruff	50	6	14	20	-12	74	0	1	1	0	95	6.3
11-21-8	12 Ken Priestlay	34	11	6	17	+3	8	3	0	0	0	49	22.4
14-22-4	11 Gil Perreault	20	9	7	16	-2	6	1	0	1	0	35	25.7
11-24-5	34 Jim Korn	52	4	10	14	-3	158	0	0	0	0	35	11.4
10-28-2	37 Shawn Anderson	41	2	11	13	+0	23	0	0	0	0	26	7.7
13-20-7	32 Norm Lacombe	39	4	7	11	-9	8	1	0	0	1	48	8.3
ROAD	26 Bob Logan	22	7	3	10	+5	0	1	0	0	0	22	31.8
	23 Gates Oriando	27	2	8	10	-6	16	0	0	0	0	24	8.3
	31 Joe Reekie	56	1	8	9	+6	82	0	0	0	0	56	1.8
	29 Jeff Parker	15	3	3	6	+1	7	0	0	0	0	10	30.0
	20 Mike Hartman	17	3	3	6	+2	69	0	0	0	0	19	15.8
	33 Lee Fogolin (Buf)	9	0	2	2	-2	8	0	0	0	0	5	0
	(Tot)	44	1	5	6	-4	25	0	0	0	0	42	2.4
	20 Don Lever	10	3	2	5	-3	4	3	0	1	0	8	37.5
	40 Uwe Krupp	26	1	4	5	-9	23	0	0	0	0	34	2.9
	16 Paul Brydges	15	2	2	4	+4	6	0	0	0	0	8	25.0
	29 Mark Ferner	13	0	3	3	+2	9	0	0	0	0	5	0
	14 Mikael Andersson	16	0	3	3	-2	0	0	0	0	0	6	0
	19 Bob Halkidis	6	1	1	2	+3	19	0	0	0	0	4	25.0
	26 Phil Russell	6	0	2	2	+0	12	0	0	0	0	2	0
	24 Bill Hajt	23	0	2	2	+0	4	0	0	0	0	11	0
	1 Jacques Cloutier	40	0	2	2	---	10	0	0	0	0	0	0
	8 Dave Fenyves	7	1	0	1	-3	0	0	0	0	0	3	33.3
	3 Richie Dunn	2	0	1	1	+2	2	0	0	0	0	1	0
	4 Steve Dykstra	37	0	1	1	-7	179	0	0	0	0	21	0
	30 Tom Barrasso	46	0	1	1	---	22	0	0	0	0	0	0
	8 Richard Hajdu	2	0	0	0	+1	0	0	0	0	0	1	0
	19 Doug Trapp	2	0	0	0	+0	0	0	0	0	0	1	0
	35 Daren Puppa	3	0	0	0	---	2	0	0	0	0	0	0
	3 Jim Hofford	12	0	0	0	-1	40	0	0	0	0	8	0

No.	Goalie	GP	MIN	GAA	W	L	T	EN	SO	GA	SA	PCT.
30	Tom Barrasso	46	2501	3.65	17	23	2	4	2	152	1202	.873
1	Jacques Cloutier	40	2167	3.79	11	19	5	1	0	137	1035	.868
35	Daren Puppa	3	185	4.22	0	2	1	1	0	13	80	.835
	Team Totals	80	4853	3.81	28	44	8		2	308	2317	.867

SABRE FACT

The 1985-86 Sabres were only the 10th team in NHL history to have a 500 or better record in the regular season and miss the playoffs.

SABRES' '86-'87 SCORING AT HOME AND ON THE ROAD

Name	Home				Road				Total			
	GP	G	A	Pt.	GP	G	A	Pt.	GP	G	A	Pt.
Dave Andreychuk	40	18	27	45	37	7	21	28	77	25	48	73
Phil Housley	40	10	26	36	38	11	20	31	78	21	46	67
Christian Ruuttu	38	14	23	37	38	8	20	28	76	22	43	65
Mike Foligno	39	22	17	39	36	8	12	20	75	30	29	59
John Tucker	26	8	21	29	28	9	13	22	54	17	34	51
Doug Smith	33	8	16	24	29	8	8	16	62	16	24	40
Adam Creighton	29	10	15	25	27	8	7	15	56	18	22	40
Mike Ramsey	40	4	19	23	40	4	12	16	80	8	31	39
Wilf Paiement	30	8	11	19	26	12	6	18	56	20	17	37
Paul Cyr	36	7	3	10	37	4	13	17	73	11	16	27
Clark Gillies	30	2	9	11	31	8	8	16	61	10	17	27
Scott Arniel	30	7	10	17	33	4	4	8	63	11	14	25
Tom Kurvers	29	0	12	12	26	6	5	11	55	6	17	23
Lindy Ruff	23	3	5	8	27	3	7	10	50	6	14	20
Ken Priestlay	16	6	5	11	18	5	1	6	34	11	6	17
Gil Perreault	9	4	1	5	11	5	6	11	20	9	7	16
Jim Korn	25	2	7	9	27	2	3	5	52	4	10	14
Shawn Anderson	22	2	7	9	19	0	4	4	41	2	11	13
Norm Lacombe	23	3	4	7	16	1	3	4	39	4	7	11
Gates Orlando	10	1	4	5	17	1	4	5	27	2	8	10
Mark Napier	6	1	2	3	9	4	3	7	15	5	5	10
Bob Logan	15	6	3	9	7	1	0	1	22	7	3	10
Joe Reekie	29	1	5	6	27	0	3	3	56	1	8	9
Jeff Parker	8	2	2	4	7	1	1	2	15	3	3	6
Mike Hartman	7	1	2	3	10	2	1	3	17	3	3	6
Don Lever	3	1	0	1	7	2	2	4	10	3	2	5
Uwe Krupp	13	1	2	3	13	0	2	2	26	1	4	5
Paul Brydges	7	1	1	2	8	1	1	1	15	2	2	4
Mikael Andersson	8	0	1	1	8	0	2	2	16	0	3	3
Mark Ferner	5	0	1	1	8	0	2	2	13	0	3	3
Lee Fogolin	4	0	0	0	5	0	2	2	9	0	2	2
Bob Halkidis	2	0	1	1	4	1	0	1	6	1	1	2
Phil Russell	3	0	0	0	3	0	2	2	6	0	2	2
Bill Hajt	13	0	2	2	10	0	0	0	23	0	2	2
Jacques Cloutier	22	0	0	0	18	0	2	2	40	0	2	2
Steve Dykstra	20	0	0	0	17	0	1	1	37	0	1	1
Richie Dunn	1	0	0	0	1	0	1	1	2	0	1	1
Tom Barrasso	21	0	0	0	25	0	1	1	46	0	1	1
Dave Fenyves	3	0	0	0	4	1	0	1	7	1	0	1
Jim Hofford	5	0	0	0	7	0	0	0	12	0	0	0
Daren Puppa	1	0	0	0	2	0	0	0	3	0	0	0
Richard Hajdu	1	0	0	0	1	0	0	0	2	0	0	0
Doug Trapp	1	0	0	0	1	0	0	0	2	0	0	0

Goalie	GP	MIN	AVG.	W	L	T	EN	SO	GA	SA	PCT.
Tom Barrasso											
Home	21	1151	3.54	10	8	1	1	2	68	534	.873
Road	25	1350	3.73	7	15	1	3	0	84	668	.874
Total	46	2501	3.65	17	23	2	4	2	152	1202	.873
Jacques Cloutier											
Home	22	1208	3.53	8	9	3	1	0	71	571	.876
Road	18	959	4.13	3	10	2	0	0	66	464	.858
Total	40	2167	3.79	11	19	5	1	0	137	1035	.868
Daren Puppa											
Home	1	60	3.00	0	1	0	0	0	3	30	.900
Road	2	125	4.80	0	1	1	1	0	10	50	.800
Total	3	185	4.22	0	2	1	1	0	13	80	.835

SABRES' '86-'87 SCORING BY HALVES OF THE SEASON

Name	1st Half				2nd Half				Totals			
	GP	G	A	Pts	GP	G	A	Pts	GP	G	A	Pts
Dave Andreychuk	38	11	18	29	39	14	30	44	77	25	48	73
Phil Housley	38	9	20	29	40	12	26	38	78	21	46	67
Christian Ruuttu	36	6	17	23	40	16	26	42	76	22	43	65
Mike Foligno	35	12	8	20	40	18	21	39	75	30	29	59
John Tucker	40	11	27	38	14	6	7	13	54	17	34	51
Adam Creighton	16	4	4	8	40	14	18	32	56	18	22	40
Doug Smith	25	6	4	10	37	10	20	30	62	16	24	40
Mike Ramsey	40	5	12	17	40	3	19	22	80	8	31	39
Wilf Paiement	38	15	12	27	18	5	5	10	56	20	17	37
Paul Cyr	39	6	10	16	34	5	6	11	73	11	16	27
Clark Gillies	22	3	10	13	39	7	7	14	61	10	17	27
Scott Arniel	26	2	4	6	37	9	10	19	63	11	14	25
Tom Kurvers	23	2	9	11	32	4	8	12	55	6	17	23
Lindy Ruff	34	4	10	14	16	2	4	6	50	6	14	20
Ken Priestlay	14	4	2	6	20	7	4	11	34	11	6	17
Gil Perreault	20	9	7	16	0	0	0	0	20	9	7	16
Jim Korn	23	2	2	4	29	2	8	10	52	4	10	14
Shawn Anderson	15	1	4	5	26	1	7	8	41	2	11	13
Norm Lacombe	24	4	5	9	15	0	2	2	39	4	7	11
Gates Orlando	26	2	8	10	1	0	0	0	27	2	8	10
Bob Logan	4	2	1	3	18	5	2	7	22	7	3	10
Mark Napier	0	0	0	0	15	5	5	10	15	5	5	10
Joe Reekie	16	0	2	2	40	1	6	7	56	1	8	9
Jeff Parker	14	3	3	6	1	0	0	0	15	3	3	6
Mike Hartman	14	3	3	6	3	0	0	0	17	3	3	6
Uwe Krupp	26	1	4	5	0	0	0	0	26	1	4	5
Don Lever	1	0	0	0	9	3	2	5	10	3	2	5
Paul Brydges	9	1	0	1	6	1	2	3	15	2	2	4
Mark Ferner	0	0	0	0	13	0	3	3	13	0	3	3
Mikael Andersson	0	0	0	0	16	0	3	3	16	0	3	3
Bob Halkidis	6	1	1	2	0	0	0	0	6	1	1	2
Phil Russell	6	0	2	2	0	0	0	0	6	0	2	2
Lee Fogolin	0	0	0	0	9	0	2	2	9	0	2	2
Bill Hajt	21	0	2	2	2	0	0	0	23	0	2	2
Jacques Cloutier	25	0	2	2	15	0	0	0	40	0	2	2
Steve Dykstra	12	0	1	1	25	0	0	0	37	0	1	1
Dave Fenyves	5	0	0	0	2	1	0	1	7	1	0	1
Tom Barrasso	17	0	1	1	29	0	0	0	46	0	1	1
Richie Dunn	0	0	0	0	2	0	1	1	2	0	1	1
Richard Hajdu	0	0	0	0	2	0	0	0	2	0	0	0
Doug Trapp	0	0	0	0	2	0	0	0	2	0	0	0
Daren Puppa	1	0	0	0	2	0	0	0	3	0	0	0
Jim Hofford	12	0	0	0	0	0	0	0	12	0	0	0

Goalie	GP	MIN	GAA	W	L	T	EN	SO	GA	SA	Pct.
Tom Barrasso											
First Half	17	935	4.04	3	10	2	1	1	63	444	.858
Second Half	29	1566	3.41	14	13	0	3	1	89	758	.883
Totals	46	2501	3.65	17	23	2	4	2	152	1202	.873
Jacques Cloutier											
First Half	25	1435	3.47	8	14	2	1	0	83	691	.880
Second Half	15	732	4.43	3	5	3	0	0	54	344	.843
Totals	40	2167	3.79	11	19	5	1	0	137	1035	.868
Daren Puppa											
First Half	1	65	4.62	0	0	1	0	0	5	25	.800
Second Half	2	120	4.00	0	2	0	1	0	8	55	.855
Totals	3	185	4.22	0	2	1	1	0	13	80	.835

TRANSACTIONS DURING 1986-87 SEASON

- 10-3-86 - Brian Engblom is traded to Calgary for Jim Korn.
 10-6-86 - Clark Gillies is acquired from the Islanders and Wilf Paiement is picked up from the Rangers in the Waiver Draft. Mal Davis is acquired by the Kings and Pat Hughes goes to St. Louis.
- 10-7-86 - Ric Seiling is sent to the Red Wings for future considerations.
 10-18-86 - Gates Orlando and Paul Brydges are called up from Rochester. Norm Lacombe is sent to the Americans.
- 10-20-86 - Doug Smith is optioned to Rochester.
 10-23-86 - Daren Puppa is optioned to Rochester.
 10-29-86 - Uwe Krupp is activated.
 10-30-86 - Bob Halkidis and Paul Brydges are optioned to Rochester.
 10-31-86 - Phil Russell is waived.
 11-17-86 - Jim Hofford and Shawn Anderson are sent to Rochester, while Dave Fenyves, Norm Lacombe and Bob Halkidis are recalled.
 11-18-86 - Tom Kurvers is acquired from Montreal for a second round draft choice in 1988.
- 11-19-86 - Bob Halkidis is optioned to Rochester.
 11-21-86 - Ken Priestlay and Mike Hartman are returned to their junior clubs.
 11-24-86 - Gil Perreault retires and Doug Smith is recalled from Rochester.
 11-28-86 - Shawn Anderson is recalled from Rochester.
 12- 4-86 - Joe Reekie is recalled from Rochester, and Shawn Anderson is optioned to the AHL club.
- 12- 8-86 - Jeff Parker is recalled from Rochester.
 12-10-86 - Don Lever is recalled from Rochester.
 12-12-86 - Steve Dykstra is recalled from Rochester.
 12-14-86 - Don Lever is optioned to Rochester, while Paul Brydges is recalled from the AHL club.
- 12-26-86 - Paul Brydges is optioned to Rochester.
 12-27-86 - Uwe Krupp is optioned to Rochester, while Shawn Anderson is recalled from the AHL club.
 12-31-86 - Bob Logan is recalled from Rochester, while Gates Orlando is sent down to the Americans.
- 1-14-87 - Daren Puppa is recalled from Rochester.
 1-16-87 - Daren Puppa is optioned to Rochester.
 1-17-87 - Gates Orlando is recalled on an emergency basis from Rochester, and returns there the next day.
- 1-24-87 - Mikael Andersson is recalled from Rochester.
 2- 9-87 - Mikael Andersson is returned to the Americans.
 2-18-87 - Doug Trapp is recalled from Rochester.
 2-21-87 - Doug Trapp is returned to the Americans, while Paul Brydges and Bob Logan are called up.
- 2-23-87 - Ken Priestlay is called up from Victoria of the WHL.
 2-28-87 - Mike Hartman is called up from North Bay of the OHL.
 3- 1-87 - Mikael Andersson and Mark Ferner are recalled from Rochester.
 3- 3-87 - Don Lever is recalled from Rochester.
 3- 4-87 - Mike Hartman is returned to North Bay of the OHL. Bob Logan is optioned to Rochester.
- 3- 5-87 - Richie Dunn is recalled from Rochester.
 3- 6-87 - Norm Lacombe, the professional rights to Wayne Van Dorp and future considerations are sent to Edmonton for Lee Fogolin and Mark Napier.
 3- 8-87 - Richie Dunn is returned to Rochester.
 3-20-87 - Paul Brydges is sent to Rochester, while Bob Logan is recalled from the same club.
 3-23-87 - Don Lever is returned to Rochester.
 3-27-87 - Paul Brydges and Daren Puppa are recalled from Rochester. Bob Logan is sent to the Americans.
- 3-31-87 - Daren Puppa is returned to Rochester.
 4- 4-87 - Richard Hajdu is called up from Rochester.

SABRE FACT

The Sabres have 728 points in NHL play since 1979, the sixth best total in the league.

PREVIOUS SABRES' DRAFT SELECTIONS

1982

Housley, Phil	1	6	S. St. Paul H.S.
Cyr, Paul	1	9	Victoria
Andreychuk, Dave	1	16	Oshawa
Anderson, Mike	2	26	N. St. Paul H.S.
Johansson, Jens	2	30	Pitea (Sweden)
Jutila, Timo	4	68	Tappara (Finland)
Hamilton, Jeff	4	79	Providence College
Logan, Bob	5	100	West Island
Parker, Jeff	6	111	Mariner H.S.
Gustavsson, Jacob	6	121	Almtuna (Sweden)
Bishop, Alan	7	142	Niagara Falls
Verret, Claude	8	163	Three Rivers
Norman, Rob	9	184	Cornwall
Craig, Mike	10	205	Billings
Plankers, Jim	11	226	Cloquet H.S.

1981

Dudacek, Jiri	1	17	Czechoslovakia
Virta, Hannu	2	38	T.P.S. (Finland)
Aldred, Jim	3	59	Kingston
Chisholm, Colin	3	60	Calgary
Eatough, Jeff	4	80	Cornwall
Wikberg, Anders	4	83	Timra (Sweden)
Eivola, Mauri	5	101	T.P.S. (Finland)
Butorac, Aii	6	122	Ottawa
Leime, Heikki	7	143	T.P.S. (Finland)
Orlando, Gates	8	164	Providence College
Sebek, Venci	9	185	Niagara Falls
Harper, Warren	10	206	Prince Albert

1980

Patrick, Steve	1	20	Brandon
Moller, Mike	2	41	Lethbridge
McKenna, Sean	3	56	Sherbrooke
North, Jay	3	62	Jefferson H.S.
Wiemer, Jim	4	83	Peterborough
Rueter, Dirk	5	104	Sault Ste. Marie
Naud, Daniel	6	125	Sorel
Paavola, Jari	7	146	T.P.S. (Finland)
Cunneyworth, Randy	8	167	Ottawa
Beckon, Dave	9	188	Peterborough
Bader, John	10	209	Iroindale H.S.

1979

Ramsey, Mike	1	11	Univ. of Minnesota
Ruff, Lindy	2	32	Lethbridge
Robinson, Mark	3	53	Victoria
Cloutier, Jacques	3	55	Three Rivers
Hamel, Gilles	4	74	Laval
Haworth, Alan	5	95	Sherbrooke
Knickle, Rick	6	116	Brandon

1978

Playfair, Larry	1	13	Portland
McKegney, Tony	2	32	Kingston
McClanahan, Rob	3	49	Univ. of Minnesota
Gazdic, Mike	4	66	Sudbury
Ireland, Randy	5	82	Portland
McGregor, Cam	6	99	Cornwall
Eastman, Dan	7	116	London
Strobel, Eric	8	133	Univ. of Minnesota
O'Sullivan, Eugene	9	150	Calgary

1977

Seiling, Ric	1	14	St. Catharines
Areschenkoff, Ron	2	32	Medicine Hat
Stewart, Bill	4	68	Niagara Falls
Sirois, Richard	5	86	Laval
Ramsey, Wayne	6	104	Brandon

PREVIOUS SABRES' DRAFT SELECTIONS

1976			
Kowal, Joe	2	33	Hamilton
Maze, Henry	4	69	Edmonton
Roscoe, Ron	5	87	Hamilton
Lemieux, Don	6	105	Three Rivers
1975			
Sauve, Bob	1	17	Laval
Breitenbach, Ken	2	35	St. Catharines
Martin, Terry	3	44	London
McAdam, Gary	3	53	St. Catharines
Neeld, Greg	4	71	Calgary
Edwards, Don	5	89	Kitchener
Minor, Jim	6	107	Regina
Rowe, Grant	7	125	Ottawa
Tidey, Alex	8	143	Lethbridge
Whitby, Andy	9	159	Oshawa
Moher, Len	10	174	Notre Dame
1974			
Fogolin, Lee	1	11	Oshawa
Gare, Danny	2	29	Calgary
Deziel, Michel	3	47	Sorel
McIntosh, Paul	4	65	Peterborough
Lariviere, Gary	5	83	St. Catharines
Given, David	6	101	Brown Univ.
Noreau, Bernard	7	119	Laval
Constantin, Charles	8	136	Quebec
Jodzio, Rick	9	153	Hamilton
Smith, Derek	10	168	Ottawa
Tsujimoto, Taro	11	183	Tokyo Katanas
Geoffrion, Bob	12	196	Cornwall
1973			
Titanic, Morris	1	12	Sudbury
Landry, Jean	2	28	Quebec
Deschamps, Andre	3	44	Quebec
Dupuis, Yvon	4	60	Quebec
Smulders, Bob	5	76	Peterborough
Korzack, Neil	6	92	Peterborough
Young, Bob	7	108	Univ. of Denver
O'Connell, Tim	8	124	Univ. of Vermont
1972			
Schoenfeld, Jim	1	5	Niagara Falls
Carriere, Larry	2	25	Loyola Univ. (Montreal)
McMasters, Jim	3	37	Calgary
Campeau, Richard	4	53	Sorel
Gratton, Gilles	5	69	Oshawa
McNab, Peter	6	85	Univ. of Denver
1971			
Martin, Richard	1	5	Montreal
Ramsay, Craig	2	19	Peterborough
Hajt, Bill	3	33	Saskatoon
Richer, Robert	4	47	Three Rivers
Warr, Steve	5	61	Clarkson
Duguay, Pierre	6	75	Quebec
1970			
Perreault, Gil	1	1	Montreal
Deadmarsh, Butch	2	15	Brandon
Cuddie, Steve	3	29	Toronto
Wyrozub, Randy	4	43	Edmonton
Morton, Mike	5	57	Shawinigan
Keeler, Tim	6	71	Niagara Falls
Regan, Tim	7	84	Boston Univ.
Rombough, Doug	8	97	St. Catharines
Nadeau, Luc	9	107	Drummondville

ALL-TIME UNIFORM NUMBERS

1 J. Cloutier	(83, 85-87), Edwards (78-82), Crozier (71-76).
2 Horton	(73-74), Watson (71-72).
3 Hofford	(87), Dunn (87), Virta (83-86), Dunn (80-82), Stewart (78-79), McIntosh (75-76), Guevremont (75), Robitaille (72-75), Terbenche (72), Pratt (71).
4 Dykstra	(86-87), Korn (87), Korab (74-80, 85), Jutila (85), Renaud (84), Van Boxmeer (81-83), Pratt (72-74), McMahon (71).
5 Ramsey	(81-87), Van Boxmeer (80), Fogolin (75-79), Carriere (74), Hillman (72-73), Barrie (71-72).
6 Housley	(83-87), Fischer (82); Schoenfeld (73-82), Hamilton (71-72).
7 Tucker	(84-87), McCourt (82-84), Cunneynworth (82), R. Martin (72-81), Robert (73), Schmautz (71).
8 Hajdu	(87), Lever (87), Fonyves (86-87), Mongrain (85), R. Cloutier (84-85), McKegney (79-83), Lorentz (72-78), R. Martin (72), Duff (72), Deadmarsh (72), Inglis (71).
9 Arniel	(87), Hamel (82-86), Moller (81-82), J.F. Sauve (81), Dudley (75, 80-81), Richard (76-77, 79), Gratton (73-75), R. Martin (73), Deadmarsh (73), Lawson (72), Fleming (71).
10 Ramsay	(73-85), Goyette (71-72).
11 Parreault	(71-87).
12 Priestley	(87), Gago (86), McKenna (84-86), Savard (77-83), McAdam (76), Mickey (73-75), Byers (72), Krake (71).
13 Schoenfeld	(85).
14 Andersson	(86-87), Moller (83-85), Haworth (81-82), Robert (72-79), Gratton (73), Luce (72), Zaine (72), Wyrozub (71).
15 Doug Smith	(86-87), Langevin (84-86), Creighton (84-85), Robertson (83), Lambert (82), McClanahan (80-81), Boland (79), McAdam (77-79), Deziel (75), McSheffrey (75), Meehan (71-75).
16 Brydges	(87), Sellig (78-86), Derek Smith (77), McNab (75-76), Lemieux (74), Wyrozub (73), Anderson (71-72), Deadmarsh (72).
17 Foligno	(82-87), Hamel (82), Gould (80), Dudley (73-75, 79), Derek Smith (79), Stanfield (75-78), Richer (73), F. Smith (71-72).
18 Cyr	(83-87), Hamel (82), Gare (75-82), Terbenche (73-74), O'Shea (71-72).
19 Trapp	(87), Halkidis (85-87), Wiemer (84-85), McKenna (83), Eatough (82), Cunneynworth (82), Derek Smith (78-82), Tidey (77), Titanic (75-76), Stanfield (76), Atkinson (71-74), F. Lacombe (71), Perry (71).
20 Hartman	(87), Lever (86-87), Peterson (82-85), Suikkanen (82), Luce (72-81), Duff (71), McDonald (71).
21 Ruutu	(87), Dunn (86), Verret (84-85), J.F. Sauve (81-83), Schultz (79-80), Schock (78), Spencer (74-77), Busniuk (74), Gould (74), Harris (73), Ball (72), Mickey (72), Keenan (72), Andrea (71), Lagace (71).
22 Ruff	(80-87), Guevremont (75-79), McNab (75), Rombough (73-74), McKay (72-73), Zaine (72), Marshall (71).
23 Oriando	(85-87), Suikkanen (83), Fischer (83), Virta (82), McKenna (82), Hess (81-82), Cunneynworth (81), Ramsey (80), Breitenbach (76-77, 79), Carriere (73-75, 78), Norris (74), Shack (71-72), Gould (72), Robert (72), Terbenche (71).
24 Hajt	(74-87), Bromley (74), McNab (74), Wyrozub (74), Gould (73), Buzniuk (73), Evans (72), McKay (72), Talbot (71), Deadmarsh (71).
25 Andreychuk	(84-87), Davis (83), Gillis (83), Mongrain (80-82), T. Martin (76-79), Ramsay (72), Myers (71), Perry (71).
26 Logan	(87), Russell (86-87), Hughes (86), Maloney (85), Patrick (81-85), James (82), Breitenbach (79), Tidey (77-78), Derek Smith (75-76), Wyrozub (72), Keenan (71-72).
27 Palement	(87), Playfair (79-86), Kowal (77-78), Fegan (74).
28 Kurvers	(87), Engblom (86), Hajdu (86), Gardner (86), B. Sauve (76-85), Fischer (82), Walsh (82), Bromley (73-74), Farr (73-74), Dryden (71-72), Ball (71).
29 Ferner	(87), Parker (87), Davis (84-86), Andreychuk (83), J. Cloutier (82), James (82), Moller (81), Dunn (78-79), Edwards (77), Bromley (74-76).
30 Barrasso	(84-87), Harrison (82), Paavola (82), James (82), Ireland (79), Desjardins (75-78), Farr (75), Dryden (71-74), Daley (71).
31 Reekie	(86-87), Fenyves (83-85), Weaver (79), A. Smith (76-77).
32 N. Lacombe	(85-87), Mongrain (84), McAdam (83), W. Ramsey (78).
33 Fogolin	(87), Hofford (86), Myre (83).
34 Korn	(87), Creighton (86).
35 Puppa	(86-87), Craig (85).
37 Anderson	(87).
38 Creighton	(87).
39 Gillies	(87).
40 Krupp	(87).
42 Dykstra	(87).
44 Korab	(84-85).
65 Napier	(87).

Numbers refer to seasons rather than years. The 1970-71 season is labeled 71, the 1971-72 season is labeled 72, etc.

OTHER AWARDS

Frank Eddolls Memorial Trophy - Named in honor of the former Buffalo Bisons' coach and NHL defenseman. It is presented to the most popular player as selected by the members of the Buffalo Sabres' Booster Club.

1986-87	Mike Foligno	1977-78	Don Edwards
1985-86	Mike Foligno	1976-77	Andre Savard
1984-85	Mike Foligno	1975-76	Danny Gare
1983-84	Mike Ramsey	1974-75	Craig Ramsay
1982-83	Mike Ramsey	1973-74	Rick Martin
1981-82	Jean Francois Sauve	1972-73	Gil Perreault
1980-81	Danny Gare	1971-72	Gil Perreault
1979-80	Derek Smith	1970-71	Gil Perreault
1978-79	Craig Ramsay		

Wayne Larkin Memorial Trophy - Named in honor of the former Buffalo Bisons' winger. It is presented to the most valuable player as voted by his teammates.

1986-87	Mike Ramsey	1977-78	Don Edwards
1985-86	Mike Foligno	1976-77	Gerry Desjardins
1984-85	Tom Barrasso	1975-76	Danny Gare
1983-84	Gil Perreault	1974-75	Rene Robert
1982-83	Mike Ramsey	1973-74	Rick Martin
1981-82	Don Edwards	1972-73	Tim Horton
1980-81	Danny Gare	1971-72	Roger Crozier
1979-80	Danny Gare	1970-71	Gil Perreault
1978-79	Craig Ramsay		

Tim Horton Memorial Award - Named in honor of the late Sabres' defenseman. It is presented to the player whose performance is far superior to the public recognition he has received, and it is based on a vote of the Booster Club Board of Directors' and members of the local sports media. (Known as the *Unsung Hero Award* before 1975)

1986-87	Scott Arniel	1977-78	Gary McAdam
1985-86	Mike Ramsey	1976-77	Jim Lorentz
1984-85	Dave Fonyvcs	1975-76	Brian Spencer
1983-84	Ric Seiling	1974-75	Bill Hajt
1982-83	Brent Peterson	1973-74	Craig Ramsay
1981-82	Mike Ramsey	1972-73	Jim Lorentz
1980-81	Andre Savard	1971-72	Don Luce
1979-80	Bill Hajt	1970-71	Gerry Meehan
1978-79	Ric Seiling		

Fred T. Hunt Memorial Trophy - Named in honor of the late Buffalo Sabres' Assistant General Manager and former player, coach and general manager of the Buffalo Bisons. It is presented to the outstanding rookie as selected by the Booster Club Board of Directors and members of the local sports media.

1986-87	Christian Ruuttu	1981-82	Jean Francois Sauve
1985-86	Steve Dykstra	1980-81	Alan Haworth
1984-85	John Tucker	1979-80	Lindy Ruff
1983-84	Tom Barrasso	1978-79	Bill Stewart
1982-83	Phil Housley	1977-78	Don Edwards


The Star of Stars Trophy - Presented to the player with the most consistent performance in home games as reflected in the Three Star selections.

1986-87	Mike Foligno & Phil Housley	1978-79	Rick Martin
		1977-78	Don Edwards
1985-86	Mike Foligno	1976-77	Gil Perreault
1984-85	Gil Perreault	1975-76	Mike Ramsey
1983-84	Gil Perreault	1974-75	Rene Robert
1982-83	Phil Housley	1973-74	Rick Martin
1981-82	Ric Seiling	1972-73	Gil Perreault
1980-81	Danny Gare	1971-72	Roger Crozier
1979-80	Gil Perreault		

For your hockey,
it's the Sabres...

For your money,
it's Goldome.

**GOLDOME**





BUFFALO VS. CALGARY



1986-87 SUMMARY:

	GP	W	L	T	GF	GA	PTS	PIM
Buffalo	3	0	3	0	5	14	0	55
Calgary	3	3	0	0	14	5	6	73

AT BUFFALO

Oct. 12 Calgary 4 Buffalo 2
Dec. 28 Calgary 4 Buffalo 1

AT CALGARY

Mar. 17 Calgary 6 Buffalo 2

INDIVIDUAL SCORING LEADERS

BUFFALO	GP	G	A	PTS	PIM	CALGARY	GP	G	A	PTS	PIM
Napier	1	1	1	2	0	MacInnis	3	0	5	5	2
Creighton	2	1	1	2	0	Tonelli	3	2	1	3	0
Housley	3	1	1	2	2	Peplinski	3	2	1	3	6
Anderson	2	1	0	1	0	Sheehy	2	1	2	3	4
Foligno	3	1	0	1	2	Otto	2	0	3	3	8
Gillies	2	0	1	1	0	Wilson	3	2	0	2	0
Kurvers	2	0	1	1	0	Macoun	3	1	1	2	0
Tucker	2	0	1	1	0	Reinhart	3	1	1	2	0
Cloutier	3	0	1	1	2	Suter	3	1	1	2	0
Ruutu	3	0	1	1	2	Mullen	3	1	1	2	2
Barrasso	1	0	0	0	0	Bradley	1	0	2	2	4
Fogolin	1	0	0	0	0	Bullard	2	0	2	2	0
Hajt	1	0	0	0	0	Quinn	1	1	0	1	4
Lever	1	0	0	0	0	Berezan	1	1	0	1	0
Parker	1	0	0	0	0	Bozek	2	1	0	1	2
Perreault	1	0	0	0	0	Degray	1	0	1	1	0
Ruff	1	0	0	0	0	Patterson	2	0	1	1	0
Russell	1	0	0	0	0	McDonald	3	0	1	1	0
Ferner	1	0	0	0	2	Baxter	1	0	0	0	0
Arniel	2	0	0	0	0	Eloranta	1	0	0	0	0
Lacombe	2	0	0	0	0	Engblom	1	0	0	0	0
Priestlay	2	0	0	0	2	Guy	1	0	0	0	0
Reekie	2	0	0	0	2	Lemelin	1	0	0	0	0
Dykstra	2	0	0	0	5	Nieuwendyk	1	0	0	0	0
Korn	2	0	0	0	5	Risebrough	1	0	0	0	2
Paient	2	0	0	0	15	Roberts	1	0	0	0	2
Andreychuk	3	0	0	0	2	Loob	2	0	0	0	0
Ramsey	3	0	0	0	2	Vernon	2	0	0	0	2
Cyr	3	0	0	0	4	Hunter	2	0	0	0	16
Smith	3	0	0	0	8	Fotiu	2	0	0	0	19

GWG: None
PPG: Creighton

GWG: Wilson, Mullen, Peplinski
PPG: Quinn, Tonelli, Suter, Wilson, Macoun

SHG: None

SHG: None

GOALTENDING

BUFFALO	GP	MIN	GA	EN	SO	AVG.	W-L-T	CALGARY	GP	MIN	GA	EN	SO	AVG.	W-L-T
Cloutier	3	151	9	1	0	3.58	0-2-0	Vernon	2	120	3	0	0	1.50	2-0-0
Barrasso	1	29	4	0	0	8.28	0-1-0	Lemelin	1	60	2	0	0	2.00	1-0-0

GOALS BY PERIOD	1	2	3	OT	TOT
Buffalo	2	2	1		5
Calgary	5	6	3		14

SHOTS ON GOAL	1	2	3	OT	TOT
Buffalo	24	40	23		86
Calgary	36	29	32		97

AVG. W-L-T
2.94 2-0-1
3.24 1-0-0
4.00 0-1-0
5.87 0-3-0

OT TOT
7 4 248
0 2 238



BUFFALO VS. DETROIT



1986-87 SUMMARY:

	GP	W	L	T	GF	GA	PTS	PIM
Buffalo	3	2	0	1	14	8	5	71
Detroit	3	0	2	1	8	14	1	91

AT BUFFALO

Feb. 1	Buffalo 6	Detroit 1
Mar. 22	Buffalo 3	Detroit 2

AT DETROIT

Dec. 9	Buffalo 5	Detroit 5
--------	-----------	-----------

INDIVIDUAL SCORING LEADERS

BUFFALO	GP	G	A	PTS	PIM	DETROIT	GP	G	A	PTS	PIM
Housley	3	2	4	6	2	Probert	3	2	1	3	6
Foligno	2	3	1	4	0	Burr	3	2	0	2	0
Andreychuk	3	1	2	3	4	Klima	3	2	0	2	6
Gillies	3	1	2	3	8	Gallant	3	1	1	2	0
Tucker	1	2	0	2	4	Norwood	2	0	2	2	2
Arniel	3	2	0	2	2	Oates	3	0	2	2	0
Parker	1	1	1	2	2	O'Connell	3	0	2	2	6
Anderson	2	1	1	2	2	Selling	3	0	2	2	14
Kurvers	2	0	2	2	0	Lamb	1	1	0	1	0
Smith	3	0	2	2	13	Veitch	3	0	1	1	4
Creighton	3	1	0	1	0	Yzerman	3	0	1	1	13
Logan	1	0	1	1	0	Higgins	3	0	1	1	14
Orlando	1	0	1	1	0	Bridgman	1	0	0	0	0
Priestlay	1	0	1	1	0	Delorme	1	0	0	0	0
Andersson	2	0	1	1	0	Kumpel	1	0	0	0	0
Cyr	2	0	1	1	2	McRae	1	0	0	0	0
Ruutu	3	0	1	1	0	Ogrodnick	1	0	0	0	0
Ramsey	3	0	1	1	2	Shedden	1	0	0	0	0
Cloutier	1	0	0	0	0	Chiasson	1	0	0	0	2
Fogolin	1	0	0	0	0	Stefan	1	0	0	0	4
Lacombe	1	0	0	0	0	Hanlon	2	0	0	0	0
Napier	1	0	0	0	0	Snepts	2	0	0	0	0
Palement	1	0	0	0	0	Barr	2	0	0	0	2
Krupp	1	0	0	0	4	Ashton	2	0	0	0	4
Barrasso	2	0	0	0	0	Zombo	2	0	0	0	4
Dykstra	2	0	0	0	2	Lewis	2	0	0	0	6
Ruff	2	0	0	0	2	Kocur	3	0	0	0	2
Reekle	3	0	0	0	4	(Bench)					2
Korn	3	0	0	0	16						
(Bench)					2						

GWG: Andreychuk, Arniel

PPG: Tucker, Foligno (2), Andreychuk, Creighton, Housley

SHG: None

GWG: None

PPG: Gallant, Probert

SHG: None

GOALTENDING

BUFFALO	GP	MIN	GA	EN	SO	AVG.	W-L-T	DETROIT	GP	MIN	GA	EN	SO	AVG.	W-L-T
Cloutier	1	60	2	0	0	2.00	1-0-0	Hanlon	2	125	8	0	0	3.84	0-1-1
Barrasso	2	125	6	0	0	2.88	1-0-1	Stefan	1	60	6	0	0	6.00	0-1-0

GOALS BY PERIOD	1	2	3	OT	TOT
Buffalo	4	4	6	0	14
Detroit	2	3	3	0	8

SHOTS ON GOAL	1	2	3	OT	TOT
Buffalo	22	28	21	2	73
Detroit	21	35	33	0	89



BUFFALO VS. HARTFORD



1986-87 SUMMARY:

	GP	W	L	T	GF	GA	PTS	PIM
Buffalo	8	4	4	0	27	21	8	187
Hartford	8	4	4	0	21	27	8	141

AT BUFFALO

Oct. 24	Hartford 5	Buffalo 4
Dec. 14	Buffalo 4	Hartford 3
Feb. 22	Buffalo 5	Hartford 3
Apr. 5	Buffalo 6	Hartford 0

AT HARTFORD

Oct. 25	Hartford 3	Buffalo 2
Nov. 26	Hartford 3	Buffalo 0
Dec. 17	Hartford 4	Buffalo 3
Feb. 4	Buffalo 3	Hartford 1

INDIVIDUAL SCORING LEADERS

BUFFALO	GP	G	A	PTS	PIM	HARTFORD	GP	G	A	PTS	PIM
Andreychuk	8	3	6	9	10	Francis	7	2	8	10	0
Kurvers	6	3	2	5	2	Dineen	7	5	2	7	8
Housley	7	1	4	5	0	Evason	8	1	4	5	6
Creighton	4	2	2	4	0	McEwen	7	3	1	4	2
Tucker	5	2	2	4	0	Murzyn	7	2	2	4	4
Ruuttu	8	2	2	4	7	Ferraro	8	2	2	4	6
Cyr	8	2	2	4	24	Lawless	6	1	2	3	0
Folligno	6	1	3	4	7	Samuelsson	6	0	3	3	16
Ramsey	8	0	4	4	29	Semenko	4	2	0	2	0
Ruff	6	1	2	3	8	Anderson	7	1	1	2	0
Arniel	6	0	3	3	4	Kleinendorst	7	1	1	2	11
Korn	6	0	3	3	10	D. Babych	7	0	2	2	6
Perreault	2	1	1	2	0	Barr	4	1	0	1	0
Gillies	3	1	1	2	5	Quenneville	5	0	1	1	8
Reekie	5	1	1	2	6	Gavin	8	0	1	1	0
Smith	6	1	1	2	2	Jarvis	8	0	1	1	2
Logan	1	1	0	1	0	Tippett	8	0	1	1	4
Parker	2	1	0	1	0	MacDermid	8	0	1	1	36
Hartman	2	1	0	1	4	Gardner	1	0	0	0	0
Priestley	3	1	0	1	0	Hughes	1	0	0	0	0
Lacombe	5	1	0	1	0	Sherven	1	0	0	0	0
Paiement	6	1	0	1	4	W. Babych	1	0	0	0	2
Napier	1	0	1	1	0	Miller	2	0	0	0	0
Halkidis	2	0	1	1	2	Weeks	2	0	0	0	0
Krupp	3	0	1	1	9	Churla	2	0	0	0	12
Brydges	4	0	1	1	2	Ladouceur	3	0	0	0	0
Dykstra	4	0	1	1	25	Turgeon	3	0	0	0	0
Orlando	5	0	1	1	6	Robertson	3	0	0	0	18
Andersson	1	0	0	0	0	Cote	5	0	0	0	0
Fenyves	1	0	0	0	0	Liut	6	0	0	0	0
Ferner	1	0	0	0	0						
Hajdu	1	0	0	0	0						
Russell	1	0	0	0	10						
Anderson	2	0	0	0	0						
Hofford	2	0	0	0	7						
Hajt	3	0	0	0	0						
Cloutier	4	0	0	0	0						
Barrasso	6	0	0	0	2						
(Bench)					2						

AVG. W-L-T
2.00 1-0-0
4.43 1-1-0

OT TOT
2 112
1 90

GWG: Ruff, Gillies, Folligno, Housley
PPG: Perreault, Andreychuk, Smith
SHG: None

GWG: Dineen (2), Ferraro, McEwen
PPG: Ferraro, McEwen (2), Dineen
SHG: None

GOALTENDING

BUFFALO	GP	MIN	GA	EN	SO	AVG.	W-L-T
Barrasso	5	260	9	1	1	2.07	3-1-0
Cloutier	3	220	12	0	0	3.27	1-3-0
GOALS BY PERIOD			1	2	3	OT	TOT
Buffalo			5	12	10		27
Hartford			5	8	9		22

HFD.	GP	MIN	GA	EN	SO	AVG.	W-L-T
Liut	6	360	17	1	1	2.83	3-3-0
Weeks	2	120	9	0	0	4.50	1-1-0
SHOTS ON GOAL			1	2	3	OT	TOT
Buffalo			75	85	79		239
Hartford			69	69	74		212



BUFFALO VS. MINNESOTA



PTS	PIM
4	60
2	63

1986-87 SUMMARY:

	GP	W	L	T	GF	GA	PTS	PIM
Buffalo	3	0	3	0	8	15	0	54
Minnesota	3	3	0	0	15	8	6	72

AT BUFFALO

Dec. 2 Minnesota 5 Buffalo 4

AT MINNESOTA

Jan. 8 Minnesota 5 Buffalo 4 (OT)
Jan. 21 Minnesota 5 Buffalo 0

Los Angeles 5
Los Angeles 2

A	PTS	PIM
1	4	6
1	3	2
2	3	0
3	3	2
1	2	2
2	2	0
2	2	2
0	1	7
0	1	0
0	1	0
0	1	2
0	1	9
1	1	0
1	1	2
1	1	0
1	1	2
1	1	2
1	1	4
0	0	0
0	0	0
0	0	0
0	0	19
0	0	0

Robitaille,
sne

INDIVIDUAL SCORING LEADERS

BUFFALO					MINN.						
GP	G	A	PTS	PIM	GP	G	A	PTS	PIM		
Housley	3	2	2	4	2	Nilsson	3	3	4	7	0
Andreychuk	3	2	1	3	2	Broten	2	0	5	5	2
Ruuttu	3	1	1	2	0	Bellows	3	2	2	4	0
Tucker	3	1	1	2	2	Maruk	2	0	4	4	2
Kurvers	2	0	2	2	2	Ciccarelli	3	2	1	3	0
Fenyves	2	1	0	1	0	Wilson	3	2	1	3	2
Paiement	3	1	0	1	14	Graham	3	1	2	3	0
Lacombe	1	0	1	1	0	MacLellan	3	1	1	2	9
Ramsey	3	0	1	1	0	Hartsburg	3	0	2	2	4
Smith	3	0	1	1	2	Acton	3	0	2	2	6
Foligno	3	0	1	1	7	Plett	2	1	0	1	2
Barrasso	1	0	0	0	0	Roberts	3	1	0	1	0
Hajt	1	0	0	0	0	Payne	3	1	0	1	4
Krupp	1	0	0	0	0	Musil	3	1	0	1	20
Parker	1	0	0	0	0	Bjugstad	1	0	1	1	0
Orlando	1	0	0	0	2	Lawton	2	0	1	1	0
Dykstra	1	0	0	0	5	Brooke	3	0	1	1	4
Gillies	2	0	0	0	0	Rouse	3	0	1	1	9
Korn	2	0	0	0	0	Pryor	1	0	0	0	0
Logan	2	0	0	0	0	Takko	1	0	0	0	0
Creighton	2	0	0	0	2	Gronstrand	2	0	0	0	0
Cyr	2	0	0	0	2	Beaupre	2	0	0	0	2
Reekie	2	0	0	0	2	DePalma	3	0	0	0	4
Anderson	2	0	0	0	6	(Bench)					2
Arniel	3	0	0	0	0						
Cloutier	3	0	0	0	0						
Ruff	3	0	0	0	2						
(Bench)				2							

GWG: None

PPG: Housley, Paiement, Andreychuk

SHG: None

GWG: Roberts, Bellows, Ciccarelli

PPG: Nilsson (3), Wilson, MacLellan, Ciccarelli

SHG: None

GOALTENDING

BUFFALO	GP	MIN	GA	EN	SO	AVG.	W-L-T
Cloutier	3	141	10	0	0	4.26	0-2-0
Barrasso	1	40	5	0	0	7.50	0-1-0

MINN.	GP	MIN	GA	EN	SO	AVG.	W-L-T
Beaupre	2	120	4	0	1	2.00	2-0-0
Takko	1	61	4	0	0	3.93	1-0-0

GOALS BY PERIOD	1	2	3	OT	TOT
Buffalo	2	3	3	0	8
Minnesota	6	5	3	1	15

SHOTS ON GOAL	1	2	3	OT	TOT
Buffalo	23	37	29	1	90
Minnesota	32	28	24	2	86



BUFFALO VS. MONTREAL



1986-87 SUMMARY:		GP	W	L	T	GF	GA	PTS	PIM
Buffalo		8	1	5	2	17	27	4	184
Montreal		8	5	1	2	27	17	12	177

AT BUFFALO

Oct. 15	Montreal 0	Buffalo 0
Dec. 19	Buffalo 3	Montreal 2
Jan. 14	Buffalo 3	Montreal 3
Mar. 20	Montreal 3	Buffalo 2

AT MONTREAL

Oct. 29	Montreal 5	Buffalo 2
Nov. 15	Montreal 4	Buffalo 2
Jan. 17	Montreal 4	Buffalo 2
Mar. 28	Montreal 6	Buffalo 3

INDIVIDUAL SCORING LEADERS

BUFFALO	GP	G	A	PTS	PIM	MONTREAL	GP	G	A	PTS	PIM
Ruutu	6	2	5	7	4	Naslund	8	3	5	8	2
Andreychuk	8	2	4	6	4	Richer	7	2	5	7	4
Foligno	8	3	1	4	37	Smith	8	2	5	7	22
Smith	5	1	3	4	10	Lemieux	7	4	1	5	0
Housley	8	1	2	3	12	Walter	8	4	1	5	2
Logan	3	2	0	2	0	Gingras	8	1	4	5	0
Creighton	5	1	1	2	4	Robinson	7	0	5	5	22
Arniel	5	1	1	2	10	McPhee	8	2	2	4	7
Tucker	6	1	1	2	0	Chelios	8	2	1	3	8
Halkidis	2	1	0	1	7	Skrudland	8	2	1	3	10
Korn	4	1	0	1	9	Carbonneau	8	2	1	3	12
Paiement	6	1	0	1	2	Corson	7	1	2	3	7
Andersson	1	0	1	1	0	Gainey	4	0	2	2	0
Perreault	3	0	1	1	0	Lalor	5	0	2	2	2
Hartman	3	0	1	1	10	Nilan	8	0	2	2	16
Brydges	4	0	1	1	0	Mamesso	5	1	0	1	2
Kurvers	4	0	1	1	4	Kordic	5	1	0	1	17
Anderson	5	0	1	1	2	Maley	4	0	1	1	4
Reekie	5	0	1	1	12	Svoboda	5	0	1	1	2
Ruff	6	0	1	1	2	Green	7	0	1	1	0
Ramsey	8	0	1	1	2	Dahlin	4	0	0	0	0
Fogolin	1	0	0	0	0	Roy	4	0	0	0	0
Lever	1	0	0	0	0	Hayward	4	0	0	0	2
Parker	1	0	0	0	0	Ludwig	8	0	0	0	36
Puppa	1	0	0	0	0						
Russell	1	0	0	0	0						
Hajt	2	0	0	0	0						
Krupp	2	0	0	0	0						
Lacombe	2	0	0	0	0						
Napier	2	0	0	0	0						
Priestlay	3	0	0	0	0						
Cloutier	3	0	0	0	2						
Orlando	3	0	0	0	2						
Hofford	3	0	0	0	7						
Barrasso	4	0	0	0	4						
Dykstra	5	0	0	0	28						
Cyr	6	0	0	0	4						
Gillies	7	0	0	0	6						

GWG: Foligno
 PPG: Andreychuk (2), Foligno (2), Ruutu
 SHG: None

GWG: Chelios, Carbonneau, Walter (2), Richer
 PPG: Naslund (3), Chelios (2), Walter (3) Richer
 SHG: McPhee

GOALTENDING

BUFFALO	GP	MIN	GA	EN	SO	AVG.	W-L-T	MONTREAL	GP	MIN	GA	EN	SO	AVG.	W-L-T
Cloutier	3	185	9	0	0	2.92	1-1-1	Roy	4	245	7	0	1	1.71	2-1-1
Barrasso	4	245	12	0	1	2.94	0-3-1	Hayward	4	245	10	0	0	2.45	3-0-1
Puppa	1	60	5	1	0	5.00	0-1-0								
GOALS BY PERIOD	1	2	3	OT	TOT			SHOTS ON GOAL	1	2	3	OT	TOT		
Buffalo		5	5	7	0	17		Buffalo	73	75	69	4	221		
Montreal		13	6	8	0	27		Montreal	84	76	71	5	236		



BUFFALO VS. NEW JERSEY



1986-87 SUMMARY:		GP	W	L	T	GF	GA	PTS	PIM
Buffalo		3	2	1	0	12	9	4	62
New Jersey		3	1	2	0	9	12	2	62

AT BUFFALO

Mar. 5	Buffalo 6	New Jersey 4
--------	-----------	--------------

AT NEW JERSEY

Nov. 1	Buffalo 3	New Jersey 1
Dec. 6	New Jersey 4	Buffalo 3

INDIVIDUAL SCORING LEADERS

BUFFALO	GP	G	A	PTS	PIM	NEW JERSEY	GP	G	A	PTS	PIM
Foligno	3	2	1	3	2	MacLean	3	2	2	4	9
Andreychuk	3	0	3	3	0	Johnson	2	0	4	4	2
Paiement	2	2	0	2	0	Adams	3	1	2	3	2
Cyr	3	1	1	2	4	Verbeek	3	2	0	2	2
Housley	3	1	1	2	4	Cirella	3	1	1	2	0
Gillies	3	1	1	2	9	Broten	3	0	2	2	2
Creighton	1	0	2	2	2	Heimer	1	1	0	1	0
Korn	2	0	2	2	0	Sullivan	3	1	0	1	0
Orlando	2	0	2	2	0	Muller	3	1	0	1	2
Tucker	2	0	2	2	2	Brickley	2	0	1	1	0
Ramsey	3	0	2	2	9	Veliscek	2	0	1	1	0
Brydges	1	1	0	1	0	Loiselle	2	0	1	1	2
Lever	1	1	0	1	0	Bridgman	3	0	1	1	2
Perreault	1	1	0	1	2	Billington	1	0	0	0	0
Priestlay	2	1	0	1	0	Brumwell	1	0	0	0	2
Arniel	3	1	0	1	0	Carlsson	1	0	0	0	0
Anderson	1	0	1	1	5	Chernomaz	1	0	0	0	0
Ruff	2	0	1	1	0	Mark	1	0	0	0	2
Smith	2	0	1	1	0	Richmond	1	0	0	0	2
Ruutu	3	0	1	1	8	Blomqvist	1	0	0	0	4
Barrasso	1	0	0	0	0	McNab	2	0	0	0	0
Dunn	1	0	0	0	0	Driver	2	0	0	0	2
Dykstra	1	0	0	0	0	Ludvig	2	0	0	0	5
Hofford	1	0	0	0	0	Chevrier	3	0	0	0	0
Lacombe	1	0	0	0	0	Daneyko	3	0	0	0	4
Ferner	1	0	0	0	2	Anderson	3	0	0	0	7
Kurvers	1	0	0	0	2	Wolanin	3	0	0	0	11
Hartman	1	0	0	0	7						
Krupp	2	0	0	0	0						
Cloutier	2	0	0	0	2						
Reekie	2	0	0	0	2						

GWG: Paiement, Lever
 PPG: Paiement, Foligno (2), Lever

GWG: Verbeek
 PPG: Adams, Verbeek, Cirella, Muller
 SHG: None

GOALTENDING

BUFFALO	GP	MIN	GA	EN	SO	AVG.	W-L-T	N.J.	GP	MIN	GA	EN	SO	AVG.	W-L-T
Cloutier	2	120	5	0	0	2.50	1-1-0	Chevrier	3	156	5	1	0	1.92	1-1-0
Barrasso	1	60	4	0	0	4.00	1-0-0	Billington	1	24	6	0	0	15.00	0-1-0

GOALS BY PERIOD	1	2	3	OT	TOT	SHOTS ON GOAL	1	2	3	OT	TOT
Buffalo		6	2	4	12	Buffalo	31	25	32		88
New Jersey		3	4	2	9	New Jersey	29	22	24		79



BUFFALO VS. N.Y. ISLANDERS



1986-87 SUMMARY:

	GP	W	L	T	GF	GA	PTS	PIM
Buffalo	3	1	1	1	14	11	3	63
NY Islanders	3	1	1	1	11	14	3	52

AT BUFFALO

Nov. 9 Islanders 4 Buffalo 3

AT NEW YORK

Feb. 14 Buffalo 5 Islanders 1
Apr. 4 Islanders 6 Buffalo 6

INDIVIDUAL SCORING LEADERS

BUFFALO	GP	G	A	PTS	PIM	NY ISL.	GP	G	A	PTS	PIM
Gillies	3	3	2	5	4	Trotter	3	0	6	6	4
Ruuttu	3	2	2	4	0	Potvin	3	3	0	3	2
Housley	3	1	3	4	4	Flatley	2	1	2	3	12
Andreychuk	3	0	4	4	2	Lafontaine	3	0	3	3	2
Creighton	2	1	2	3	0	Jonsson	2	2	0	2	2
Foligno	3	2	0	2	0	Konroyd	3	1	1	2	0
Palemont	2	1	1	2	4	B. Sutter	2	0	2	2	0
Smith	2	1	1	2	4	Boyd	1	1	0	1	4
Kurvers	2	0	2	2	0	Bossy	2	1	0	1	0
Tucker	2	0	2	2	0	Henry	2	1	0	1	0
Napier	1	1	0	1	0	D. Sutter	3	1	0	1	7
Orlando	1	1	0	1	0	Gilbert	2	0	1	1	0
Ruff	2	1	0	1	2	Makela	3	0	1	1	0
Ferner	1	0	1	1	0	Morrow	3	0	1	1	0
Lacombe	1	0	1	1	0	Kerr	3	0	1	1	9
Anderson	1	0	1	1	2	Lauer	1	0	0	0	0
Priestlay	2	0	1	1	0	Curran	2	0	0	0	0
Korn	2	0	1	1	26	Diduck	2	0	0	0	0
Andersson	1	0	0	0	0	Haanpaa	2	0	0	0	0
Barrasso	1	0	0	0	0	Hrudey	2	0	0	0	0
Hajdu	1	0	0	0	0	Smith	2	0	0	0	0
Hajt	1	0	0	0	0	Dineen	2	0	0	0	2
Hartman	1	0	0	0	0	Lelter	2	0	0	0	4
Krupp	1	0	0	0	0	Bassen	3	0	0	0	0
Perreault	1	0	0	0	0	Kromm	3	0	0	0	4
Hofford	1	0	0	0	2						
Cloutier	2	0	0	0	0						
Reekie	2	0	0	0	4						
Cyr	3	0	0	0	0						
Ramsey	3	0	0	0	0						
Arniel	3	0	0	0	9						

GWG: Creighton
PPG: Foligno, Smith, Housley
SHG: Ruuttu

GWG: Bossy
PPG: Jonsson, Potvin (2), Boyd
SHG: None

GOALTENDING

BUFFALO	GP	MIN	GA	EN	SO	AVG.	W-L-T	NY ISL.	GP	MIN	GA	EN	SO	AVG.	W-L-T
Barrasso	1	60	1	0	0	1.00	1-0-0	Smith	2	80	4	0	0	3.00	1-0-0
Cloutier	2	125	10	0	0	4.80	0-1-1	Hrudey	2	105	10	0	0	5.71	0-1-1

GOALS BY PERIOD	1	2	3	OT	TOT
Buffalo	6	5	3	0	14
NY Islanders	2	4	5	0	11

SHOTS ON GOAL	1	2	3	OT	TOT
Buffalo	31	26	21	2	80
NY Islanders	25	28	47	1	101



BUFFALO VS. NY RANGERS



1986-87 SUMMARY:

	GP	W	L	T	GF	GA	PTS	PIM
Buffalo	3	1	2	0	10	11	2	75
NY Rangers	3	2	1	0	11	10	4	99

AT BUFFALO

Feb. 24 Rangers 6 Buffalo 3

AT NEW YORK

Nov. 12 Rangers 2 Buffalo 1 (OT)
Feb. 20 Buffalo 6 Rangers 3

INDIVIDUAL SCORING LEADERS

BUFFALO	GP	G	A	PTS	PIM	NY RANG.	GP	G	A	PTS	PIM
Housley	3	2	3	5	2	McKegney	2	4	2	6	6
Foligno	3	1	3	4	9	Poddubny	3	3	1	4	0
Andreychuk	3	0	4	4	2	Patrick	3	0	4	4	7
Ruuttu	3	0	3	3	0	Larouche	3	3	0	3	2
Smith	2	2	0	2	5	Maloney	3	0	3	3	21
Palemont	3	0	2	2	2	Erixon	3	1	1	2	0
Tucker	1	1	0	1	2	Greschner	2	0	2	2	0
Kurvers	2	1	0	1	0	Osborne	2	0	2	2	10
Priestlay	2	1	0	1	0	Duguay	2	0	1	1	0
Gillies	3	1	0	1	5	Carkner	3	0	1	1	9
Korn	3	1	0	1	24	Kislo	3	0	1	1	9
Logan	1	0	1	1	0	Brooke	1	0	0	0	0
Lacombe	2	0	1	1	2	Caulfield	1	0	0	0	0
Reekie	2	0	1	1	2	Crawford	1	0	0	0	0
Creighton	2	0	1	1	4	Deblois	1	0	0	0	0
Ramsey	3	0	1	1	0	Froese	1	0	0	0	0
Dykstra	1	0	0	0	0	Miller	1	0	0	0	0
Hajt	1	0	0	0	0	Ridley	1	0	0	0	0
Orlando	1	0	0	0	0	Soetaert	1	0	0	0	0
Perreault	1	0	0	0	0	Samuelsson	1	0	0	0	2
Ruff	1	0	0	0	0	Jackson	1	0	0	0	10
Trapp	1	0	0	0	0	Carpenter	2	0	0	0	0
Hofford	1	0	0	0	2	Giles	2	0	0	0	0
Krupp	1	0	0	0	2	Laldlaw	2	0	0	0	0
Hartman	1	0	0	0	5	Vanbiesbrouck	2	0	0	0	0
Anderson	2	0	0	0	0	Helminen	2	0	0	0	2
Arniel	2	0	0	0	0	Huber	3	0	0	0	2
Barrasso	3	0	0	0	0	Jensen	3	0	0	0	7
Cyr	3	0	0	0	7	Molnyk	3	0	0	0	12

PPG: Smith (2)
GWG: Gillies
SHG: Housley

PPG: McKegney
GWG: Poddubny, McKegney
SHG: McKegney

GOALTENDING

BUFFALO	GP	MIN	GA	EN	SO	AVG.	W-L-T	RANGERS	GP	MIN	GA	EN	SO	AVG.	W-L-T
Barrasso	3	182	10	1	0	3.30	1-2-0	Soetaert	1	62	1	0	0	0.97	1-0-0
								Froese	1	20	1	0	0	3.00	0-0-0
								Vanbiesbrouck	2	100	8	0	0	4.80	1-1-0

GOALS BY PERIOD	1	2	3	OT	TOT
Buffalo	2	7	1	0	7
NY Rangers	3	2	5	1	11

SHOTS ON GOAL	1	2	3	OT	TOT
Buffalo	38	26	25	0	89
NY Rangers	28	26	22	2	78



BUFFALO VS. PHILADELPHIA



1986-87 SUMMARY:

	GP	W	L	T	GF	GA	PTS	PIM
Buffalo	3	1	2	0	8	12	2	18
Philadelphia	3	2	1	0	12	8	4	22

AT BUFFALO

Dec. 23	Buffalo 2	Philadelphia 1
Jan. 28	Philadelphia 7	Buffalo 4

AT PHILADELPHIA

Mar. 3	Philadelphia 4	Buffalo 2
--------	----------------	-----------

INDIVIDUAL SCORING LEADERS

BUFFALO	GP	G	A	PTS	PIM	PHIL.	GP	G	A	PTS	PIM
Foligno	3	2	1	3	0	Kerr	3	3	4	7	2
Andreychuk	3	1	2	3	0	Zezel	3	4	2	6	2
Ruutu	3	0	3	3	4	Mellanby	3	2	1	3	0
Smith	2	2	0	2	0	Seabrooke	1	0	3	3	0
Gillies	2	1	1	2	0	Poulin	3	0	3	3	4
Creighton	2	0	2	2	0	Howe	2	1	1	2	0
Paiement	2	0	2	2	2	McCrimmon	3	1	1	2	0
Lever	1	1	0	1	0	Smith	3	0	2	2	0
Korn	3	1	0	1	4	Samuelsson	3	1	0	1	4
Priestlay	1	0	1	1	0	Freer	1	0	1	1	0
Ruff	2	0	1	1	0	Stevens	1	0	1	1	0
Anderson	2	0	1	1	0	Craven	2	0	1	1	0
Arniel	1	0	0	0	0	Sinsalo	2	0	1	1	0
Barrasso	1	0	0	0	0	Crossman	3	0	1	1	0
Brydges	1	0	0	0	0	Allison	1	0	0	0	0
Ferner	1	0	0	0	0	Hospodar	1	0	0	0	0
Hartman	1	0	0	0	0	Propp	1	0	0	0	0
Krupp	1	0	0	0	0	Sutter	1	0	0	0	0
Logan	1	0	0	0	0	Nachbaur	1	0	0	0	2
Parker	1	0	0	0	0	Brown	2	0	0	0	0
Lacombe	1	0	0	0	2	Carson	2	0	0	0	0
Andersson	2	0	0	0	0	Eklund	2	0	0	0	0
Cloutier	2	0	0	0	0	Stanley	2	0	0	0	0
Dykstra	2	0	0	0	0	Tocchet	2	0	0	0	0
Kurvers	2	0	0	0	0	Daigneault	3	0	0	0	2
Tucker	2	0	0	0	0	Marsh	3	0	0	0	2
Ramsey	3	0	0	0	0	Hextall	3	0	0	0	4
Cyr	3	0	0	0	2						
Housley	3	0	0	0	2						
Reekie	3	0	0	0	2						

GWG: Smith
PPG: Gillies
SHG: None

GWG: Kerr (2)
PPG: Kerr, Zezel
SHG: None

GOALTENDING

BUFFALO	GP	MIN	GA	EN	SO	AVG.	W-L-T
Cloutier	2	120	8	0	0	4.00	1-1-0
Barrasso	1	60	4	0	0	4.00	0-1-0

GOALS BY PERIOD	1	2	3	OT	TOT
Buffalo	3	2	3		8
Philadelphia	7	2	3		12

PHIL.	GP	MIN	GA	EN	SO	AVG.	W-L-T
Hextall	3	180	8	0	0	2.67	2-1-0

SHOTS ON GOAL	1	2	3	OT	TOT
Buffalo	32	31	39		102
Philadelphia	40	23	25		88



BUFFALO VS. PITTSBURGH



1986-87 SUMMARY:

	GP	W	L	T	GF	GA	PTS	PIM
Buffalo	3	0	2	1	10	15	1	98
Pittsburgh	3	2	0	1	15	10	5	85

AT BUFFALO

Oct. 17	Pittsburgh 7	Buffalo 3
Dec. 26	Buffalo 3	Pittsburgh 3

AT PITTSBURGH

Oct. 22	Pittsburgh 5	Buffalo 4 (OT)
---------	--------------	----------------

INDIVIDUAL SCORING LEADERS

BUFFALO	GP	G	A	PTS	PIM	PITTS.	GP	G	A	PTS	PIM
Perreault	2	2	1	3	0	Ruskowski	3	1	7	8	11
Lacombe	2	1	1	2	0	Lemieux	2	5	2	7	6
Korn	2	1	1	2	0	Simpson	3	3	2	5	0
Ruutu	3	1	1	2	2	Lavallee	2	1	2	3	0
Ruff	3	1	1	2	6	Cunneynworth	3	1	2	3	4
Tucker	3	0	2	2	0	Mantha	2	0	2	2	6
Paiement	3	0	2	2	4	Young	2	0	2	2	9
Cyr	3	0	2	2	4	Duguay	2	0	2	2	15
Ramsey	3	0	2	2	9	Quinn	1	1	0	1	0
Andreychuk	2	1	0	1	0	Blaisdell	2	1	0	1	0
Orlando	2	1	0	1	2	Chabot	3	1	0	1	0
Hartman	2	1	0	1	15	Buskas	3	1	0	1	6
Foligno	3	1	0	1	7	Lindstrom	1	0	1	1	0
Smith	2	0	1	1	0	Mathiason	1	0	1	1	0
Housley	3	0	1	1	0	Bullard	2	0	1	1	0
Barrasso	1	0	0	0	0	Bodger	2	0	1	1	0
Brydges	1	0	0	0	0	Errey	3	0	1	1	0
Creighton	1	0	0	0	0	Siren	3	0	1	1	0
Hajt	1	0	0	0	0	Hannan	3	0	1	1	5
Krupp	1	0	0	0	0	Frawley	3	0	1	1	7
Kurvers	1	0	0	0	0	Charlesworth	1	0	0	0	0
Parker	1	0	0	0	0	Meloche	1	0	0	0	0
Russell	1	0	0	0	0	Dahlquist	1	0	0	0	2
Priestlay	1	0	0	0	2	Romano	2	0	0	0	0
Reekie	1	0	0	0	2	Johnson	3	0	0	0	2
Gillies	1	0	0	0	6	Hillier	3	0	0	0	12
Halkidis	1	0	0	0	6						
Dykstra	1	0	0	0	7						
Cloutier	2	0	0	0	0						
Arniel	2	0	0	0	2						
Hofford	2	0	0	0	22						
(Bench)					2						

GWG: None
PPG: None
SHG: Ruff

GWG: Simpson, Cunneynworth
PPG: Lemieux (3), Lavallee, Simpson
SHG: None

GOALTENDING

BUFFALO	GP	MIN	GA	EN	SO	AVG.	W-L-T
Cloutier	2	128	8	0	0	3.75	0-1-1
Barrasso	1	60	7	0	0	7.00	0-1-0

GOALS BY PERIOD	1	2	3	OT	TOT
Buffalo	2	5	3		10
Pittsburgh	4	6	4		15

PITTS.	GP	MIN	GA	EN	SO	AVG.	W-L-T
Meloche	1	65	3	0	0	2.77	0-0-1
Romano	2	123	7	0	0	3.41	2-0-0

SHOTS ON GOAL	1	2	3	OT	TOT
Buffalo	29	44	37		114
Pittsburgh	30	29	30		91



BUFFALO VS. PITTSBURGH



1986-87 SUMMARY:

	GP	W	L	T	GF	GA	PTS	PIM
Buffalo	3	0	2	1	10	15	1	98
Pittsburgh	3	2	0	1	15	10	5	85

AT BUFFALO

Oct. 17	Pittsburgh 7	Buffalo 3
Dec. 26	Buffalo 3	Pittsburgh 3

AT PITTSBURGH

Oct. 22	Pittsburgh 5	Buffalo 4 (OT)
---------	--------------	----------------

INDIVIDUAL SCORING LEADERS

A	PTS	PIM
4	7	2
2	6	2
1	3	0
3	3	0
3	3	4
1	2	0
1	2	0
2	2	0
0	1	4
1	1	0
1	1	0
1	1	0
1	1	0
0	0	0
0	0	0
0	0	0
0	0	0
0	0	2
0	0	0
0	0	0
0	0	2
0	0	2
0	0	4

BUFFALO	GP	G	A	PTS	PIM
Perreault	2	2	1	3	0
Lacombe	2	1	1	2	0
Korn	2	1	1	2	0
Ruutu	3	1	1	2	2
Ruff	3	1	1	2	6
Tucker	3	0	2	2	0
Paiement	3	0	2	2	4
Cyr	3	0	2	2	4
Ramsey	3	0	2	2	9
Andreychuk	2	1	0	1	0
Oriando	2	1	0	1	2
Hartman	2	1	0	1	15
Foligno	3	1	0	1	7
Smith	2	0	1	1	0
Housley	3	0	1	1	0
Barrasso	1	0	0	0	0
Brydges	1	0	0	0	0
Creighton	1	0	0	0	0
Hajt	1	0	0	0	0
Krupp	1	0	0	0	0
Kurvers	1	0	0	0	0
Parker	1	0	0	0	0
Russell	1	0	0	0	0
Priestlay	1	0	0	0	2
Reekie	1	0	0	0	2
Gillies	1	0	0	0	6
Halkidis	1	0	0	0	6
Dykstra	1	0	0	0	7
Cloutier	2	0	0	0	0
Arniel	2	0	0	0	2
Hofford	2	0	0	0	22
(Bench)					2

PITTS.	GP	G	A	PTS	PIM
Ruskowski	3	1	7	8	11
Lemieux	2	5	2	7	6
Simpson	3	3	2	5	0
Lavallee	2	1	2	3	0
Cunneyworth	3	1	2	3	4
Mantha	2	0	2	2	6
Young	2	0	2	2	9
Duguay	2	0	2	2	15
Quinn	1	1	0	1	0
Blaisdell	2	1	0	1	0
Chabot	3	1	0	1	0
Buskas	3	1	0	1	6
Lindstrom	1	0	1	1	0
Mathiason	1	0	1	1	0
Bullard	2	0	1	1	0
Bodger	2	0	1	1	0
Errey	3	0	1	1	0
Siren	3	0	1	1	0
Hannan	3	0	1	1	5
Frawley	3	0	1	1	7
Charlesworth	1	0	0	0	0
Meloche	1	0	0	0	0
Dahlquist	1	0	0	0	2
Romano	2	0	0	0	0
Johnson	3	0	0	0	2
Hillier	3	0	0	0	12

GWG: None
PPG: None
SHG: Ruff

GWG: Simpson, Cunneyworth
PPG: Lemieux (3), Lavallee, Simpson
SHG: None

SO AVG. W-L-T
0 2.67 2-1-0

3 OT TOT
39 102
25 88

GOALTENDING

BUFFALO	GP	MIN	GA	EN	SO	AVG.	W-L-T
Cloutier	2	128	8	0	0	3.75	0-1-1
Barrasso	1	60	7	0	0	7.00	0-1-0

PITTS.	GP	MIN	GA	EN	SO	AVG.	W-L-T
Meloche	1	65	3	0	0	2.77	0-0-1
Romano	2	123	7	0	0	3.41	2-0-0

GOALS BY PERIOD	1	2	3	OT	TOT
Buffalo	2	5	3	0	10
Pittsburgh	4	6	4	1	15

SHOTS ON GOAL	1	2	3	OT	TOT
Buffalo	29	44	37	4	114
Pittsburgh	30	29	30	2	91



BUFFALO VS. QUEBEC



1986-87 SUMMARY:

	GP	W	L	T	GF	GA	PTS	PIM
Buffalo	8	3	4	1	24	30	7	230
Quebec	8	4	3	1	30	24	9	206

AT BUFFALO

Nov. 21	Quebec 6	Buffalo 1
Jan. 4	Buffalo 7	Quebec 2
Jan. 30	Buffalo 3	Quebec 1
Mar. 8	Buffalo 5	Quebec 1

AT QUEBEC

Nov. 22	Quebec 3	Buffalo 1
Dec. 13	Quebec 7	Buffalo 0
Feb. 7	Quebec 5	Buffalo 2
Mar. 7	Buffalo 5	Quebec 5

INDIVIDUAL SCORING LEADERS

BUFFALO	GP	G	A	PTS	PIM	QUEBEC	GP	G	A	PTS	PIM
Ruutu	7	4	6	10	9	Goulet	8	9	7	16	8
Foligno	7	3	6	9	26	Ashton	4	5	2	7	0
Creighton	6	2	3	5	2	A. Stastny	8	4	3	7	0
Housley	8	2	3	5	0	P. Stastny	6	3	4	7	8
Smith	6	1	4	5	14	Hunter	4	2	3	5	4
Andreychuk	7	1	4	5	4	Ogrodnick	3	1	4	5	0
Ramsey	8	2	2	4	14	Siltanen	6	1	4	5	2
Cyr	8	2	1	3	12	Hough	7	1	4	5	11
Arniel	6	0	3	3	4	Gillie	8	1	3	4	39
Tucker	5	2	0	2	2	Eagles	8	1	2	3	7
Napier	2	1	1	2	0	Brown	3	0	3	3	2
Parker	2	1	1	2	0	Cote	8	0	3	3	5
Paiement	4	1	1	2	16	Picard	8	0	3	3	10
Fogolin	2	0	2	2	0	Sauve	2	1	1	2	2
Anderson	3	0	2	2	0	Middendorf	1	0	2	2	0
Logan	1	1	0	1	0	Lafreniere	5	0	2	2	0
Lever	3	1	0	1	4	Shaw	8	0	2	2	4
Dunn	1	0	1	1	2	Lambert	2	1	0	1	0
Cloutier	5	0	1	1	4	Price	4	0	1	1	2
Ruff	5	0	1	1	9	Kumpel	4	0	1	1	7
Gillies	6	0	1	1	8	Donnelly	4	0	1	1	15
Kurvers	7	0	1	1	0	Derlago	1	0	0	0	0
Korn	7	0	1	1	35	Heroux	1	0	0	0	0
Brydges	1	0	0	0	2	Poudrier	1	0	0	0	0
Priestlay	1	0	0	0	2	Quinney	1	0	0	0	0
Andersson	2	0	0	0	0	Delorme	1	0	0	0	4
Fenyves	2	0	0	0	0	Shedden	2	0	0	0	2
Ferner	2	0	0	0	0	Stenburg	2	0	0	0	17
Hajt	2	0	0	0	0	Zemlack	2	0	0	0	17
Perreault	2	0	0	0	4	Gosselin	3	0	0	0	0
Krupp	3	0	0	0	0	Finn	4	0	0	0	4
Orlando	3	0	0	0	2	McRae	4	0	0	0	10
Barrasso	4	0	0	0	6	Malarchuk	7	0	0	0	12
Dykstra	4	0	0	0	43	Rocheport	8	0	0	0	6
Lacombe	5	0	0	0	0	Moller	8	0	0	0	23
Reekie	6	0	0	0	2	(Bench)					2
(Bench)					4						

GWG: Foligno (2), Ruutu

PPG: Logan, Creighton, Ruutu, Lever, Housley, Andreychuk, Foligno (2)

SHG: Ramsey

GWG: Gillis, Goulet (3)

PPG: Goulet (3), Ashton (4), Sauve, P. Stastny, Ogrodnick, Siltanen

SHG: None

GOALTENDING

BUFFALO	GP	MIN	GA	EN	SO	AVG.	W-L-T	QUEBEC	GP	MIN	GA	EN	SO	AVG.	W-L-T
Cloutier	5	254	12	0	0	2.83	2-1-1	Gosselin	3	100	3	0	0	1.80	1-0-0
Barrasso	5	231	17	1	0	4.42	1-3-0	Malarchuk	7	380	21	0	1	3.32	3-3-1

GOALS BY PERIOD	1	2	3	OT	TOT
Buffalo	7	13	4	0	24
Quebec	10	10	10	0	30

SHOTS ON GOAL	1	2	3	OT	TOT
Buffalo	80	80	64	2	226
Quebec	72	103	68	4	247



BUFFALO VS. ST. LOUIS



1986-87 SUMMARY:

	GP	W	L	T	GF	GA	PTS	PIM
Buffalo	3	1	2	0	12	14	2	52
St. Louis	3	2	1	0	14	12	4	36

AT BUFFALO

Dec. 5	St. Louis 6	Buffalo 5
Feb. 26	Buffalo 4	St. Louis 3

AT ST. LOUIS

Apr. 2	St. Louis 5	Buffalo 3
--------	-------------	-----------

INDIVIDUAL SCORING LEADERS

BUFFALO	GP	G	A	PTS	PIM	ST. LOUIS	GP	G	A	PTS	PIM
Paiement	2	3	0	3	0	Gilmour	3	2	4	6	0
Ruutu	3	2	1	3	6	Paslawski	3	2	3	5	2
Andreychuk	3	1	2	3	0	Federko	3	3	1	4	0
Creighton	3	1	2	3	0	Benning	3	0	4	4	0
Gillies	3	0	3	3	2	Ramage	2	1	2	3	2
Housley	3	0	2	2	0	Hunter	3	0	3	3	8
Krupp	1	1	0	1	0	Bothwell	3	2	0	2	2
Ruff	1	1	0	1	0	Cavallini	3	1	1	2	0
Tucker	1	1	0	1	0	Dark	1	1	0	1	0
Priestlay	2	1	0	1	2	Ewen	1	1	0	1	4
Cyr	3	1	0	1	14	Wickenheiser	2	1	0	1	0
Ferner	1	0	1	1	0	Nattress	2	0	1	1	0
Lacombe	2	0	1	1	0	Ronning	2	0	1	1	0
Kurvers	3	0	1	1	2	Pavese	2	0	1	1	2
Reekie	3	0	1	1	2	Evans	3	0	1	1	0
Ramsey	3	0	1	1	4	Hughes	1	0	0	0	0
Smith	3	0	1	1	6	Reeds	1	0	0	0	0
Anderson	1	0	0	0	0	Bell	2	0	0	0	0
Andersson	1	0	0	0	0	Lemieux	2	0	0	0	0
Brydges	1	0	0	0	0	Raglan	2	0	0	0	0
Hajt	1	0	0	0	0	Flockhart	2	0	0	0	2
Korn	1	0	0	0	0	Bourgeois	2	0	0	0	6
Logan	1	0	0	0	0	Wamsley	3	0	0	0	2
Napier	1	0	0	0	0	Meagher	3	0	0	0	6
Dykstra	1	0	0	0	12						
Arniel	3	0	0	0	0						
Barrasso	3	0	0	0	0						
Foligno	3	0	0	0	2						

GWG: Paiement

PPG: None

SHG: None

GWG: Cavallini, Ramage

PPG: Gilmour (2), Federko, Ramage

SHG: Paslawski

GOALTENDING

BUFFALO	GP	MIN	GA	EN	SO	AVG.	W-L-T
Barrasso	3	160	12	0	0	4.50	1-1-0
Cloutier	1	20	2	0	0	6.00	0-1-0

ST. LOUIS	GP	MIN	GA	EN	SO	AVG.	W-L-T
Wamsley	3	180	12	0	0	4.00	2-1-0

GOALS BY PERIOD	1	2	3	OT	TOT
Buffalo	5	1	6		12
St. Louis	5	3	6		14

SHOTS ON GOAL	1	2	3	OT	TOT
Buffalo	37	33	29		99
St. Louis	34	30	20		94



BUFFALO VS. VANCOUVER

PIM
86
90

1986-87 SUMMARY:

	GP	W	L	T	GF	GA	PTS	PIM
Buffalo	3	0	3	0	12	17	0	45
Vancouver	3	3	0	0	17	12	6	67

AT BUFFALO

Nov. 7	Vancouver 7	Buffalo 6
Mar. 1	Vancouver 4	Buffalo 2

AT VANCOUVER

Mar. 13	Vancouver 6	Buffalo 4
---------	-------------	-----------

INDIVIDUAL SCORING LEADERS

BUFFALO	GP	G	A	PTS	PIM	VAN.	GP	G	A	PTS	PIM
Andreychuk	3	3	2	5	6	Skriko	3	2	6	8	0
Priestlay	3	2	1	3	0	Sundstrom	3	4	2	6	0
Ruuttu	3	1	2	3	4	Smyl	3	2	3	5	0
Tucker	1	0	3	3	0	Pederson	3	3	1	4	2
Perreault	1	2	0	2	0	Sutter	2	2	1	3	2
Ramsey	3	1	1	2	0	Lowry	3	1	2	3	4
Smith	2	0	2	2	2	Tanti	3	0	3	3	2
Housley	3	0	2	2	2	Lidster	3	1	1	2	0
Napier	1	1	0	1	0	Petit	2	0	2	2	4
Paient	1	1	0	1	2	Richter	3	0	2	2	16
Arniel	2	1	0	1	0	Coxe	1	1	0	1	0
Hajt	1	0	1	1	0	Bruce	2	1	0	1	0
Lever	1	0	1	1	0	Hodgson	1	0	1	1	0
Krupp	1	0	1	1	2	Lemay	1	0	1	1	0
Kurvers	1	0	1	1	4	Young	1	0	1	1	0
Creighton	2	0	1	1	0	Lanz	1	0	1	1	2
Ferner	2	0	1	1	0	Benning	2	0	1	1	0
Reekie	2	0	1	1	2	Peterson	3	0	1	1	4
Foligno	3	0	1	1	0	Kulak	1	0	0	0	0
Cyr	3	0	1	1	2	Summanen	1	0	0	0	0
Anderson	1	0	0	0	0	Bartel	2	0	0	0	0
Andersson	1	0	0	0	0	Brodeur	2	0	0	0	0
Cloutier	1	0	0	0	0	Caprice	2	0	0	0	0
Hofford	1	0	0	0	0	Cochrane	2	0	0	0	14
Lacombe	1	0	0	0	0	Butcher	3	0	0	0	0
Logan	1	0	0	0	0	Tambellini	3	0	0	0	0
Orlando	1	0	0	0	0	Sandlak	3	0	0	0	9
Ruff	1	0	0	0	2	(Bench)					2
Fogolin	1	0	0	0	4						
Korn	2	0	0	0	0						
Barrasso	2	0	0	0	2						
Hartman	2	0	0	0	11						
Gillies	3	0	0	0	0						

GWG: None

PPG: Andreychuk (3), Ramsey, Priestlay

SHG: None

GWG: Smyl, Pederson, Sundstrom

PPG: Sundstrom (2), Cox, Pederson, Skriko

SHG: None

GOALTENDING

BUFFALO	GP	MIN	GA	EN	SO	AVG.	W-L-T
Barrasso	2	120	11	0	0	5.50	0-2-0
Cloutier	1	60	6	0	0	6.00	0-1-0

VANCOUVER	GP	MIN	GA	EN	SO	AVG.	W-L-T
Brodeur	2	49	0	0	0	0.00	1-0-0
Caprice	2	91	6	0	0	3.96	1-0-0
Young	1	40	6	0	0	9.00	1-0-0

GOALS BY PERIOD	1	2	3	OT	TOT
Buffalo	6	5	1		12
Vancouver	7	6	4		17

SHOTS ON GOAL	1	2	3	OT	TOT
Buffalo	39	30	29		98
Vancouver	30	23	19		72



BUFFALO VS. WINNIPEG



1986-87 SUMMARY:

	GP	W	L	T	GF	GA	PTS	PIM
Buffalo	3	1	2	0	9	11	2	33
Winnipeg	3	2	1	0	11	9	4	43

AT BUFFALO

Jan. 2 Winnipeg 6 Buffalo 3

AT WINNIPEG

Oct. 9 Winnipeg 3 Buffalo 2
Jan. 4 Buffalo 4 Winnipeg 2

INDIVIDUAL SCORING LEADERS

BUFFALO	GP	G	A	PTS	PIM	WINNIPEG	GP	G	A	PTS	PIM
Tucker	3	2	1	3	0	MacLean	3	3	1	4	0
Andreychuk	3	1	2	3	0	Neufeld	3	1	3	4	2
Palment	3	1	2	3	8	Hamel	3	2	1	3	0
Housley	3	0	3	3	0	Boschman	3	2	1	3	2
Creighton	2	1	1	2	0	Hawerchuk	3	1	2	3	2
Ramsey	3	0	2	2	2	Mullen	2	1	1	2	0
Perreault	1	1	0	1	0	Smail	3	1	1	2	2
Arniel	2	1	0	1	2	Marois	3	0	2	2	2
Ruutu	2	1	0	1	4	Carlyle	3	0	2	2	6
Foligno	3	1	0	1	2	Berry	3	0	2	2	9
Ruff	1	0	1	1	0	Steen	3	0	2	2	10
Russell	1	0	1	1	0	Olausson	3	0	1	1	0
Lacombe	2	0	1	1	0	Ellett	3	0	1	1	2
Logan	2	0	1	1	0	Berthiaume	1	0	0	0	0
Gillies	3	0	1	1	9	Derlago	1	0	0	0	0
Hajt	1	0	0	0	0	Jarvenpaa	1	0	0	0	2
Korn	1	0	0	0	0	McBain	1	0	0	0	2
Priestlay	1	0	0	0	0	Watters	1	0	0	0	2
Dykstra	2	0	0	0	0	Baillargeon	2	0	0	0	0
Parker	2	0	0	0	0	Nill	2	0	0	0	0
Reekie	2	0	0	0	0	Reddick	2	0	0	0	0
Barrasso	2	0	0	0	2	Kyte	3	0	0	0	0
Kurvers	2	0	0	0	2	Wilson	3	0	0	0	0
Anderson	3	0	0	0	0						
Cyr	3	0	0	0	0						
Smith	3	0	0	0	2						

GWG: Creighton

PPG: Andreychuk, Foligno, Tucker

SHG: None

GWG: Boschman, MacLean

PPG: Hamel, MacLean

SHG: None

GOALTENDING

BUFFALO	GP	MIN	GA	EN	SO	AVG.	W-L-T	WINNIPEG	GP	MIN	GA	EN	SO	AVG.	W-L-T
Barrasso	3	180	11	0	0	3.67	1-2-0	Reddick	2	120	5	0	0	2.50	2-0-0
								Berthiaume	1	60	3	1	0	3.00	0-1-0

GOALS BY PERIOD

	1	2	3	OT	TOT
Buffalo	2	1	6		9
Winnipeg	3	4	4		11

SHOTS ON GOAL

	1	2	3	OT	TOT
Buffalo	12	23	29		64
Winnipeg	35	36	23		94

ington 2
ington 3

PTS	PIM
4	4
4	2
4	9
3	0
2	2
1	12
1	0
1	0
1	0
1	2
0	0
0	0
0	0
0	0
0	0
0	0
0	4
0	4
0	0
0	0
0	4
0	17


rphy

AVG. W-L-T
4.00 1-2-0

OT TOT
88
82

ALL-TIME RECORDS BY TEAM

ALL-TIME RECORD	GP	W	L	T	GF	GA	PTS	PCT.
Washington	50	38	5	7	229	122	83	.830
New Jersey	15	11	2	2	72	48	24	.800
Winnipeg	26	17	6	3	112	78	37	.712
Minnesota	72	39	22	11	259	205	89	.618
Detroit	73	40	23	10	272	216	90	.616
Hartford	56	30	18	8	210	167	68	.607
Los Angeles	72	36	22	14	272	226	86	.597
Pittsburgh	72	31	17	24	294	223	86	.597
N.Y. Islanders	59	30	20	9	192	166	69	.585
Calgary	22	11	8	3	89	65	25	.568
Toronto	81	41	31	9	314	249	91	.562
N.Y. Rangers	71	32	25	14	265	245	78	.549
St. Louis	68	32	27	9	234	233	73	.537
Chicago	69	31	26	12	223	199	74	.536
Vancouver	70	29	26	15	240	228	73	.521
Quebec	56	24	25	7	194	204	55	.491
Montreal	102	35	46	21	313	367	91	.446
Boston	111	42	55	14	384	424	98	.441
Edmonton	26	9	13	4	93	107	22	.423
Philadelphia	69	23	34	12	203	231	58	.420
HOME RECORD	GP	W	L	T	GF	GA	PTS	PCT.
Winnipeg	13	11	1	1	66	34	23	.865
Washington	25	19	3	3	112	59	41	.820
Detroit	36	26	4	6	162	83	58	.806
New Jersey	7	5	1	1	36	27	11	.786
Calgary	11	8	2	1	54	24	17	.773
St. Louis	34	23	7	4	146	102	50	.735
Chicago	35	22	7	6	140	88	50	.714
Minnesota	36	22	8	6	141	93	50	.694
Pittsburgh	36	19	5	12	162	93	50	.694
Quebec	28	17	7	4	116	90	38	.679
Vancouver	35	19	8	8	129	94	46	.657
N.Y. Rangers	36	21	10	5	162	118	47	.653
Toronto	41	25	14	2	175	117	52	.634
Hartford	28	15	8	5	124	91	35	.625
Los Angeles	36	19	10	7	147	105	45	.625
N.Y. Islanders	29	16	9	4	100	78	36	.621
Boston	55	27	18	10	218	185	64	.582
Philadelphia	34	16	12	6	116	101	38	.559
Montreal	51	21	17	13	154	156	55	.539
Edmonton	13	6	5	2	56	53	14	.538
ROAD RECORD	GP	W	L	T	GF	GA	PTS	PCT.
Washington	25	19	2	4	117	63	42	.840
New Jersey	8	6	1	1	36	21	13	.813
Hartford	28	15	10	3	86	76	33	.589
Los Angeles	36	17	12	7	125	121	41	.569
N.Y. Islanders	30	14	11	5	92	88	33	.550
Minnesota	36	17	14	5	118	112	39	.542
Winnipeg	13	6	5	2	46	44	14	.538
Pittsburgh	36	12	12	12	132	120	36	.500
Toronto	40	16	17	7	139	132	39	.488
N.Y. Rangers	35	11	15	9	103	127	31	.443
Detroit	37	14	19	4	110	133	32	.432
Vancouver	35	10	18	7	111	134	27	.386
Calgary	11	3	6	2	35	41	8	.364
Chicago	34	9	19	6	83	111	24	.353
Montreal	51	14	29	8	159	211	36	.353
St. Louis	34	9	20	5	88	131	23	.338
Edmonton	13	3	8	2	37	54	8	.308
Quebec	28	7	18	3	78	114	17	.304
Boston	56	15	37	4	166	239	34	.304
Philadelphia	35	7	22	6	87	130	20	.286



Buffalo's
Choice

SABRES' ALL-TIME INDIVIDUAL SCORING

Player and Seasons	GP	G	A	PTS	PIM
Ron Anderson (71-72)	111	14	16	30	63
Shawn Anderson (87)	41	2	11	13	23
Mikael Andersson (86-87)	48	1	12	13	4
Paul Andrea (71)	47	11	21	32	4
Dave Andreychuk (83-87)	342	144	194	338	219
Scott Arniel (87)	63	11	14	25	59
Steve Atkinson (71-74)	255	49	47	96	96
Terry Ball (71-72)	12	0	1	1	6
Tom Barrasso (84-87)	202	0	13	13	111
Doug Barrie (71-72)	102	6	28	34	213
Mike Boland (79)	22	1	2	3	29
Ken Breitenbach (76-77,79)	68	1	13	14	49
Gary Bromley (73-76)	63	0	4	4	2
Paul Brydges (87)	15	2	2	4	6
Ron Busniak (73-74)	66	0	3	3	13
Mike Byers (72)	46	9	7	16	12
Larry Carriere (73-75,78)	206	9	43	52	284
Jacques Cloutier (82-83,85-87)	88	0	5	5	12
Real Cloutier (84-85)	82	24	36	60	25
Adam Creighton (84-87)	112	23	33	56	65
Roger Crozier (71-76)	202	0	3	3	22
Randy Cunneyworth (81-82)	21	2	4	6	47
Paul Cyr (83-87)	322	84	110	194	416
Joe Daley (71)	38	0	1	1	12
Mal Davis (83-86)	89	29	22	51	34
Butch Deadmarsh (71-73)	56	2	2	4	39
Gerry Desjardins (75-78)	116	0	1	1	4
Dave Dryden (71-74)	120	0	2	2	4
Rick Dudley (73-75,79-81)	279	70	94	164	264
Dick Duff (71-72)	61	9	15	24	12
Richie Dunn (78-82,86-87)	311	25	104	129	225
Steve Dykstra (86-87)	101	4	22	26	287
Jeff Eatough (82)	1	0	0	0	0
Don Edwards (77-82)	307	0	11	11	32
Brian Engblom (86)	30	1	4	5	16
Chris Evans (72)	61	6	18	24	98
Rocky Farr (73-75)	19	0	0	0	0
Dave Fenyves (83-87)	148	2	27	29	87
Mark Ferner (87)	13	0	3	3	9
Ron Fischer (82-83)	18	0	7	7	6
Reg Fleming (71)	78	6	10	16	159
Lee Fogolin (75-79,87)	338	8	70	78	432
Mike Foligno (82-87)	423	172	184	356	933
Jody Gage (86)	7	3	2	5	0
Paul Gardner (86)	2	0	0	0	0
Danny Gare (75-82)	503	267	233	500	686
Clark Gillies (87)	61	10	17	27	81
Jere Gillis (83)	3	0	0	0	0
John Gould (72-74,80)	92	14	12	26	13
Phil Goyette (71-72)	97	18	67	85	20
Norm Gratton (73-75)	102	15	23	38	30
Jocelyn Guevremont (75-79)	326	38	130	168	189
Richard Hajdu (86-87)	5	0	0	0	4
Bill Hajt (74-87)	854	42	202	244	433
Bob Halkidis (85-87)	43	2	10	12	134
Gilles Hamel (82-86)	365	92	114	206	215
Al Hamilton (71-72)	145	6	58	64	176
Hugh Harris (73)	60	12	26	38	17
Paul Harrison (82)	6	0	0	0	2
Mike Hartman (87)	17	3	3	6	69

SABRES' ALL-TIME INDIVIDUAL SCORING

Player and Seasons	GP	G	A	PTS	PIM
Alan Haworth (81-82)	106	37	38	75	64
Bob Hess (81-82)	33	0	8	8	14
Larry Hillman (72-73)	121	6	35	41	114
Jim Hofford (86-87)	17	0	0	0	45
Tim Horton (73-74)	124	1	22	23	109
Phil Housley (83-87)	382	102	239	341	211
Pat Hughes (86)	50	4	9	13	25
Billy Inglis (71)	14	0	1	1	6
Randy Ireland (79)	2	0	0	0	0
Val James (82)	7	0	0	0	16
Timo Jutila (85)	10	1	5	6	13
Larry Keenan (71-72)	66	9	20	29	8
Jerry Korab (74-80,84-85)	537	67	216	283	870
Jim Korn (87)	52	4	10	14	158
Joe Kowal (77-78)	22	0	5	5	13
Skip Krake (71)	74	4	5	9	68
Uwe Krupp (87)	26	1	4	5	23
Tom Kurvers (87)	55	6	17	23	24
Francois Lacombe (71)	1	0	1	1	2
Norm Lacombe (85-87)	84	12	18	30	46
Jean-Guy Lagace (71)	3	0	0	0	2
Yvon Lambert (82)	77	25	39	64	38
Chris Langevin (84-86)	22	3	1	4	22
Danny Lawson (72)	78	10	6	16	15
Real Lemieux (74)	11	1	1	2	4
Don Lever (86-87)	39	10	3	13	10
Bob Logan (87)	22	7	3	10	0
Jim Lorentz (72-78)	487	134	197	331	126
Don Luce (72-81)	766	216	310	526	304
Dave Maloney (85)	52	1	21	22	41
Don Marshall (71)	62	20	29	49	6
Rick Martin (72-81)	681	382	313	695	475
Terry Martin (76-79)	148	20	22	42	50
Gary McAdam (76-79,83)	227	40	45	85	76
Rob McCleanahan (80-81)	66	5	17	22	38
Dale McCourt (82-84)	119	41	56	97	22
Brian McDonald (71)	12	0	0	0	29
Paul McIntosh (75-76)	47	0	2	2	66
Ray McKay (72-73)	40	0	3	3	18
Tony McKegney (79-83)	363	127	141	268	117
Sean McKenna (82-86)	237	56	53	109	120
Mike McMahon (71)	12	0	0	0	0
Peter McNab (74-76)	154	49	59	108	26
Bryan McSheffrey (75)	3	0	0	0	0
Gerry Meehan (71-75)	306	94	114	208	60
Larry Mickey (72-75)	117	20	14	34	65
Mike Moller (81-85)	127	13	27	40	41
Bob Mongrain (80-82,84-85)	70	11	11	22	12
Hap Myers (71)	13	0	0	0	6
Phil Myre (83)	5	0	0	0	2
Mark Napier (87)	15	5	5	10	0
Joe Norris (74)	18	0	0	0	2
Gates Orlando (85-87)	98	18	26	44	51
Kevin O'Shea (71-72)	93	10	13	23	52
Wilf Paiement (87)	56	20	17	37	108
Jeff Parker (87)	15	3	3	6	7
Steve Patrick (81-85)	152	21	34	55	125
Gil Perreault (71-87)	1191	512	814	1326	500
Brian Perry (71)	1	0	0	0	0
Brent Peterson (82-85)	265	43	63	106	180

ALL-TIME GOALTENDERS' STATISTICS

PIM	GOALIE	GP	MINS	GA	SO	AVG.	W	L	T
1278	Gerry Desjardins	116	6802	319	5	2.81	66	30	18
399	Don Edwards	307	17969	869	14	2.90	156	83	61
8	Dave Dryden	120	6440	328	5	3.06	43	45	20
2	Tom Barrasso	202	11785	627	11	3.19	97	77	20
201	Bob Sauve	246	14063	752	7	3.20	113	76	39
583	Gary Bromley	63	2334	184	4	3.20	29	17	14
0	Roger Crozier	202	10980	591	10	3.23	74	76	29
96	Al Smith	21	1105	62	0	3.37	9	6	2
6	Daren Puppa	10	586	34	1	3.48	3	6	1
73	Rocky Farr	19	722	42	0	3.49	2	6	8
0	Jacques Cloutier	88	4805	284	1	3.55	31	36	13
401	Paul Harrison	6	229	14	0	3.67	2	1	1
7	Joe Daley	38	2073	128	1	3.70	12	16	8
122	Phil Myre	5	300	21	0	4.20	3	2	0
27	Randy Ireland	2	30	3	0	6.00	0	0	0

YEARLY LEADERS

YEAR	GOALS	ASSISTS	POINTS
1970-71	Perreault (38)	Goyette (46)	Perreault (72)
1971-72	Martin (44)	Perreault (48)	Martin & Perreault (74)
1972-73	Robert (40)	Perreault (60)	Perreault (88)
1973-74	Martin (52)	Robert (44)	Martin (86)
1974-75	Martin (52)	Robert (60)	Robert (100)
1975-76	Gare (50)	Perreault (69)	Perreault (113)
1976-77	Perreault (39)	Perreault (56)	Perreault (95)
1977-78	Perreault (41)	Perreault & Robert (48)	Perreault (89)
1978-79	Martin (32)	Perreault (58)	Perreault (85)
1979-80	Gare (56)	Perreault (66)	Perreault (106)
1980-81	Gare (46)	Van Boxmeer (51)	Gare (85)
1981-82	Perreault (31)	Van Boxmeer (54)	Perreault (73)
1982-83	McKegney (36)	Housley (47)	Perreault (76)
1983-84	Andreychuk (38)	Perreault (59)	Perreault (90)
1984-85	Andreychuk (31)	Perreault (53)	Perreault (83)
1985-86	Foligno (41)	Andreychuk (51)	Andreychuk (87)
1986-87	Foligno (30)	Andreychuk (48)	Andreychuk (73)

YEAR	PENALTY MINUTES	PLUS-MINUS	GOALS AGAINST AVE.
1970-71	Pratt (179)	Atkinson (+1)	Crozier (3.69)
1971-72	Hamilton (105)	Ramsay (+5)	Crozier (3.51)
1972-73	Schoenfeld (178)	Robert (+16)	Dryden (2.65)
1973-74	Carriere (103)	Ramsay (+17)	Dryden (2.97)
1974-75	Korab & Schoenfeld (184)	Luce (+61)	Bromley (3.10)
1975-76	Gare (129)	Guevremont (+47)	Desjardins (2.95)
1976-77	Korab (120)	Hajt (+39)	Edwards (2.51)
1977-78	Korab (119)	Hajt (+36)	Edwards (2.64)
1978-79	Korab (104)	Ramsay (+21)	Edwards (3.02)
1979-80	Playfair (145)	Schoenfeld (+60)	Sauve (2.36)
1980-81	Playfair (169)	Ramsay (+39)	Edwards (2.96)
1981-82	Playfair (258)	Van Boxmeer (+23)	Edwards (3.51)
1982-83	Playfair (180)	Ramsey (+19)	Sauve (3.45)
1983-84	Playfair (209)	Foligno (+32)	Barrasso (2.84)
1984-85	Playfair (157)	Hajt (+32)	Barrasso (2.66)
1985-86	Foligno (168)	Foligno (+25)	Barrasso (3.61)
1986-87	Dykstra (179)	Foligno (+13)	Barrasso (3.65)

SABRES' ONE SEASON LEADERS

Tot.	Most Goals in a Season
156	Danny Gare - 1979-80 - 56
119	Rick Martin - 1973-74 - 52
97	Rick Martin - 1974-75 - 52
74	Danny Gare - 1975-76 - 50
66	Rick Martin - 1975-76 - 49
43	Danny Gare - 1980-81 - 46
31	Rick Martin - 1979-80 - 45
29	Rick Martin - 1971-72 - 44
16	Gil Perreault - 1975-76 - 44
9	Gil Perreault - 1977-78 - 41
	Mike Foligno - 1985-86 - 41
Tot.	Most Assists in a Season
14	Gil Perreault - 1975-76 - 69
11	Gil Perreault - 1979-80 - 66
10	Gil Perreault - 1972-73 - 60
7	Rene Robert - 1974-75 - 60
5	Gil Perreault - 1983-84 - 59
4	Gil Perreault - 1978-79 - 58
4	Gil Perreault - 1974-75 - 57
1	Gil Perreault - 1976-77 - 56
1	John Van Boxmeer - 1981-81 - 54
1	Gil Perreault - 1984-85 - 53
	Phil Housley - 1984-85 - 53
Tot.	Most Points in a Season
81	Gil Perreault - 1975-76 - 113
47	Gil Perreault - 1979-80 - 106
35	Rene Robert - 1974-75 - 100
32	Gil Perreault - 1974-75 - 96
32	Rick Martin - 1974-75 - 95
30	Gil Perreault - 1976-77 - 95
30	Gil Perreault - 1983-84 - 90
25	Danny Gare - 1979-80 - 89
23	Gil Perreault - 1977-78 - 89
20	Gil Perreault - 1972-73 - 88
Tot.	Most Penalty Minutes in a Season
21	Larry Playfair - 1981-82 - 258
18	Larry Playfair - 1983-84 - 209
10	Lindy Ruff - 1981-82 - 194
5	Jerry Korab - 1974-75 - 184
4	Jim Schoenfeld - 1974-75 - 184
4	Larry Playfair - 1982-83 - 180
3	Steve Dykstra - 1986-87 - 179
3	Tracy Pratt - 1970-71 - 179
3	Jim Schoenfeld - 1972-73 - 178
3	Mike Foligno - 1986-87 - 176
Tot.	Lowest Goals Against Average
27	in a Season (25 game minimum)
21	Bob Sauve - 1979-80 - 2.36
9	Don Edwards - 1976-77 - 2.51
8	Don Edwards - 1979-80 - 2.57
8	Gerry Desjardins - 1976-77 - 2.63
7	
4	
3	
3	
2	

Don Edwards - 1977-78 - 2.64
Dave Dryden - 1972-73 - 2.65
Tom Barrasso - 1984-85 - 2.66
Roger Crozier - 1972-73 - 2.76
Tom Barrasso - 1983-84 - 2.84
Gerry Desjardins - 1975-76 - 2.94

Most Goals by a Rookie

Rick Martin - 1971-72 - 44
Gil Perreault - 1970-71 - 38
Danny Gare - 1974-75 - 31
John Tucker - 1984-85 - 22
Peter McNab - 1974-75 - 22
Christian Ruuttu - 1986-87 - 22
Steve Atkinson - 1970-71 - 20
Ric Seiling - 1977-78 - 19
Phil Housley - 1982-83 - 19
J.F. Sauve - 1980-81 - 19

Most Assists by a Rookie

Phil Housley - 1982-83 - 47
Christian Ruuttu - 1986-87 - 43
J.F. Sauve - 1981-82 - 36
Gil Perreault - 1970-71 - 34
Danny Gare - 1974-75 - 31
Rick Martin - 1971-72 - 30
John Tucker - 1984-85 - 27
Bill Hajt - 1974-75 - 26
Hannu Virta - 1982-83 - 24
Dave Andreychuk - 1982-83 - 23
Doug Barrie - 1970-71 - 23

Most Points by a Rookie

Rick Martin - 1971-72 - 74
Gil Perreault - 1970-71 - 72
Phil Housley - 1982-83 - 66
Christian Ruuttu - 1986-87 - 65
Danny Gare - 1974-75 - 62
J.F. Sauve - 1981-82 - 55
John Tucker - 1984-85 - 49
Peter McNab - 1974-75 - 43
Ric Seiling - 1977-78 - 38
Steve Atkinson - 1970-71 - 38

Most Penalty Minutes by a Rookie

Jim Schoenfeld - 1972-73 - 178
Doug Barrie - 1970-71 - 168
Bob Halkidis - 1985-86 - 115
Steve Dykstra - 1985-86 - 108
Bill Stewart - 1978-79 - 101
Joe Reekie - 1986-87 - 82
Danny Gare - 1974-75 - 75
Rick Dudley - 1973-74 - 71
Mike Hartman - 1986-87 - 69
Bill Hajt - 1974-75 - 68

SABRES' TEAM SEASON RECORDS

CATEGORY	OVERALL	HOME	AWAY
Points - Most	113 (74-75)	63 (72-73)	51 (74-75)
- Least	51 (71-72)	31 (71-72)	20 (71-72)
Wins - Most	49 (74-75)	30 (72-73)	23 (83-84)
- Least	16 (71-72)	11 (71-72)	5 (71-72)
Losses - Most	44 (86-87)	19 (71-72)	26 (twice)
- Least	16 (74-75)	5 (79-80)	10 (74-75)
Ties - Most	21 (80-81)	12 (80-81)	11 (72-73)
- Least	6 (85-86)	1 (85-86)	1 (83-84)
Overtime Games - Most	17 (84-85)	9 (84-85)	8 (84-85)
Overtime Wins - Most	5 (83-84)	2 (twice)	3 (83-84)
Overtime Losses - Most	4 (86-87)	2 (84-85)	4 (86-87)
Goals Scored - Most	354 (74-75)	199 (74-75)	155 (74-75)
- Least	203 (71-72)	110 (71-72)	93 (71-72)
Goals Against - Most	308 (86-87)	147 (85-86)	168 (70-71)
- Least	201 (79-80)	80 (72-73)	106 (79-80)
Shutouts - Most	7 (74-75)	6 (72-73)	4 (85-86)
Shutouts Against - Most	7 (70-71)	3 (70-71)	4 (twice)
Non-Shutout Streak	178 (11-18-83 to 1-4-86)	340 (11-23-77 to 2-12-86)	87 (11-18-83 to 1-4-86)
Longest Win Streak	10 (1-4-84 to 1-23-84)	12 (11-12-72 to 1-7-73)	10 (12-10-83 to 1-23-84)
Longest Unbeaten Streak	14 (3-6-80 to 4-6-80)	21 (10-8-72 to 1-7-73)	10 (12-10-83 to 1-23-84)
Longest Losing Streak	7 (10-25-70 to 11-8-70)	5 (2-15-85 to 3-3-85)	7 (twice)
Longest Winless Streak	10 (11-7-71 to 12-1-71)	6 (twice)	23 (10-30-71 to 2-19-72)

Most Power Play Goals: 83 (74-75)
Least Power Play Goals: 48 (73-74)
Most Power Play Goals Against: 86 (86-87)
Least Power Play Goals Against: 31 (77-78)
Most Short-handed Goals: 17 (74-75)
Least Short-handed Goals: 1 (71-72)
Most Short-handed Goals Against: 14 (Twice)
Least Short-handed Goals Against: 3 (77-78)
Most Penalty Minutes: 1812 (1986-87)
Least Penalty Minutes: 787 (1973-74)
Most 20 Goal Scorers: 9 (74-75)
Most 30 Goal Scorers: 6 (74-75)
Most 40 Goal Scorers: 3 (79-80, 75-76)
Most 50 Goal Scorers: 1 (Four times)
Most Consecutive Ties: 4 (Four times)

INDIVIDUAL SEASON RECORDS

Most Goals by a Rookie: 44 - Rick Martin (1971-72)
Most Assists by a Rookie: 47 - Phil Housley (1982-83)
Most Points by a Rookie: 74 - Rick Martin (1971-72)
Most Penalty Minutes by a Rookie: 178 - Jim Schoenfeld (1972-73)
Most Consecutive Goal-Scoring Games: 8 - Mike Foligno, Dec. 28, 1984 to Jan. 12, 1985.
Most Consecutive Assists-Scoring Games: 11 - Gil Perreault, Dec. 23, 1984 to Jan. 13, 1985.
Most Point-Scoring Games in Success: 18 - Gil Perreault, 1971-72.
Highest Plus-Minus Rating: +61 - Don Luce (1974-75)

SABRES' INDIVIDUAL RECORDS

OVERALL	ONE SEASON	CAREER
Most Games Played:	80 - 17 players	1191 - Perreault
Most Goals:	56 - Danny Gare (79-80)	512 - Gil Perreault
Most Assists:	69 - Perreault (75-76)	814 - Perreault
Most Points:	113 - Perreault (75-76)	1326 - Perreault
Most Penalty Minutes:	258 - Larry Playfair (81-82)	1278 - Playfair
Most Hat Tricks:	7 - Rick Martin (75-76)	21 - Martin
Most PPG:	21 - Martin (75-76)	134 - Perreault
Most SHG:	8 - Don Luce (74-75)	27 - Ramsay
Most GWG:	11 - Gare (79-80)	81 - Perreault
LEFT WINGS		
Most Games Played:	80 - Five players	1070 - Ramsay
Most Goals:	52 - Martin (twice)	382 - Martin
Most Assists:	51 - Dave Andreychuk (85-86)	420 - Ramsay
Most Points:	95 - Martin (74-75)	695 - Martin
Most Penalty Minutes:	159 - Reg Fleming (70-71)	961 - Lindy Ruff
CENTERS		
Most Games Played:	80 - Four players	1191 - Perreault
Most Goals:	44 - Perreault (75-76)	512 - Perreault
Most Assists:	69 - Perreault (75-76)	814 - Perreault
Most Points:	113 - Perreault (75-76)	1326 - Perreault
Most Penalty Minutes:	106 - Doug Smith (86-87)	500 - Perreault
RIGHT WINGS		
Most Games Played:	80 - Two players	664 - Ric Seiling
Most Goals:	56 - Gare (79-80)	267 - Gare
Most Assists:	60 - Rene Robert (74-75)	330 - Robert
Most Points:	100 - Robert (74-75)	552 - Robert
Most Penalty Minutes:	176 - Mike Foligno (86-87)	933 - Foligno
DEFENSEMEN		
Most Games Played:	80 - Six players	854 - Bill Hajt
Most Goals:	24 - Phil Housley (83-84)	80 - Housley
Most Assists:	54 - John Van Boxmeer (81-82)	216 - Jerry Korab
Most Points:	69 - Van Boxmeer (80-81)	283 - Korab
Most Penalty Minutes:	258 - Playfair (81-82)	1278 - Playfair
GOALIES		
Most Games Played:	72 - Don Edwards (77-78)	307 - Edwards
Most Minutes Played:	4209 - Edwards (77-78)	17969 - Edwards
Most Wins:	38 - Edwards (77-78)	156 - Edwards
Most Losses:	34 - Roger Crozier (71-72)	83 - Edwards
Most Shutouts:	5 - Tom Barrasso (84-85)	14 - Edwards
	- Edwards (77-78)	
Most Penalty Minutes:	41 - Barrasso (84-85)	101 - Barrasso
Most Assists:	6 - Barrasso (84-85)	13 - Barrasso
Lowest GAA:	2.36 - Bob Sauve (79-80)	2.81 - Desjardins

INDIVIDUAL CAREER RECORDS

Most Seasons: Gil Perreault - 17 (1970-71 to 1986-87)
Most Consecutive Games Played: 776 - Craig Ramsay, Mar. 27, 1973 to Feb. 10, 1983.
Most 20-Goal Seasons: 15 - Gil Perreault.
Most 30-Goal Seasons: 10 - Gil Perreault.
Most 40-Goal Seasons: 5 - Rick Martin.
Most 50-Goal Seasons: 2 - Danny Gare and Rick Martin.
Most Consecutive 20-Goal Seasons: 12 - Gil Perreault (1974-75 to 1985-86).
Most Consecutive 30-Goal Seasons: 6 - Rick Martin (1971-72 to 1976-77).
Most Consecutive 40-Goal Seasons: 3 - Rick Martin (1973-74 to 1975-76).
Most Consecutive 50-Goal Seasons: 2 - Rick Martin (1973-74 to 1974-75).

SABRES' INDIVIDUAL GAME RECORDS

Most Goals: 5 - Dave Andreychuk at Boston, Feb. 6, 1986.
Most Goals by a Defenseman: 3 - Hannu Virta at Montreal, Mar. 19, 1983; Phil Housley vs. Winnipeg, Jan. 23, 1983; Jim Schoenfeld at Winnipeg, Mar. 13, 1981; John Van Boxmeer at N.Y. Islanders, Nov. 7, 1981; Jerry Korab vs. Minnesota, Nov. 19, 1978.
Most Assists: 5 - Gil Perreault - vs. Winnipeg Jan. 4, 1984, vs. St. Louis Mar. 9, 1980; at California, Feb. 1, 1976.
Most Assists by a Defenseman: 4 - Bill Hajt - vs. N.Y. Rangers, Nov. 13, 1976.
Most Points: 7 - Gil Perreault at California, Feb. 1, 1976.
Most Points by a Defenseman: 5 - John Van Boxmeer at N.Y. Islanders, Nov. 7, 1981.
Most Penalty Minutes: 39 - Reg Fleming vs. Pittsburgh, Oct. 18, 1970.
Most Shots on Goal: 12 - Mike Foligno vs. Hartford, Mar. 3, 1982; Jim Schoenfeld vs. Toronto, Dec. 10, 1978; Rene Robert vs. Boston, Apr. 1, 1976.
Most Saves: 64 - Joe Daley at Boston, Dec. 10, 1970.
Fewest Saves in Complete Game: 7 - Al Smith vs. Kansas City, Mar. 21, 1976.

SABRES' FIRSTS

First Goal: Jim Watson, Oct. 10, 1970, at Pittsburgh at 5:01 of second period.
First Assist: Gerry Meehan, Oct. 10, 1970, at Pittsburgh on Jim Watson's goal.
First Penalty: Gerry Meehan, Oct. 10, 1970, at Pittsburgh for holding at 7:54 of first period.
First Goal by Opponent: Wally Boyer of Pittsburgh, Oct. 10, 1979, at 8:09 of second period.
First Assist by Opponent: Duane Rupp of Pittsburgh, Oct. 10, 1970, on Boyer's goal.
First Penalty by Opponent: Duane Rupp of Pittsburgh, Oct. 10, 1970, for hooking at 1:41 of first period.
First Power Play Goal: Gil Perreault, Oct. 10, 1970, at Pittsburgh at 11:26 of third period.
First Power Play Goal by Opponent: Dave Balon on N.Y. Rangers, Oct. 10, 1970 in New York at 15:52 of third period.
First Major Penalty: Brian McDonald, Oct. 10, 1970, at Pittsburgh for fighting at 8:01 of third period.
First Major Penalty by Opponent: Bryan Hextall of Pittsburgh, Oct. 10, 1970 for fighting at 8:01 of third period.
First Win: Oct. 10, 1970 (2-1 at Pittsburgh)
First Tie: Oct. 18, 1970 (1-1 vs. Pittsburgh)
First Loss: Oct. 14, 1970 (3-0 in New York vs. Rangers)
First Shutout: Dec. 6, 1970 by Roger Crozier vs. Minnesota (1-0)
First Shutout by Opponent: Oct. 14, 1970 by Ed Giacomin at N.Y. Rangers (3-0)
First Hat Trick: Jan. 29, 1971 by Gil Perreault vs. California
First Hat Trick by Opponent: Dec. 22, 1970 by Dave Balon of N.Y. Rangers

SABRES' LASTS

Scored 10 or More Goals: Nov. 13, 1983 vs. Calgary (11-2)
Allowed 10 or More Goals: Nov. 7, 1970 at Montreal (11-2)
Recorded 50 or More Shots: Jan. 10, 1986 vs. Toronto (54)
Allowed 50 or More Shots: Dec. 13, 1980 at Toronto (50)
Scored a Short-handed Goal: Apr. 4, 1987 at N.Y. Islanders (Christian Ruuttu)
Allowed a Short-handed Goal: March 29, 1987 vs. Edmonton (Craig MacTavish)
Scored Two Short-handed Goals in One Game: Feb. 2, 1986 vs. Quebec (Don Lever and Mike Foligno)
Allowed Two Short-handed Goals in One Game: Nov. 2, 1985 at Vancouver (Stan Smyl and Patrik Sundstrom)

SABRES' PENALTY SHOTS

November 5, 1970 at Buffalo - Paul Andrea unsuccessful vs. Vancouver's Dunc Wilson.

December 20, 1973 at Buffalo - John Gould unsuccessful vs. Montreal's Michel Plasse.

January 31, 1974 at Philadelphia - Rick Martin successful vs. Philadelphia's Bernie Parent.

January 25, 1975 at Montreal - Rick Martin unsuccessful vs. Montreal's Michel Larocque.

February 2, 1975 at Buffalo - Don Luce unsuccessful vs. Kansas City's Denis Herron.

October 19, 1975 at Buffalo - Don Luce unsuccessful vs. Washington's Ron Low.

February 4, 1976 at Los Angeles - Gil Perreault unsuccessful vs. Los Angeles' Rogie Vachon.

February 22, 1976 at Buffalo - Rene Robert unsuccessful vs. Montreal's Ken Dryden.

April 1, 1978 at Toronto - Gil Perreault unsuccessful vs. Toronto's Mike Palmateer.

December 19, 1982 at Buffalo - Brent Peterson unsuccessful vs. Quebec's Dan Bouchard.

November 25, 1983 at Buffalo - Gil Perreault successful vs. Chicago's Murray Bannerman.

January 14, 1984 at Detroit - Brent Peterson unsuccessful vs. Detroit's Greg Stefan.

October 31, 1984 at Buffalo - John Tucker successful vs. Philadelphia's Pelle Lindbergh.

December 26, 1984 at Buffalo - John Tucker unsuccessful vs. Toronto's Rick St. Croix.

November 22, 1986 at Quebec - Dave Andreychuk unsuccessful vs. Quebec's Clint Malarchuk.

PENALTY SHOTS VS. SABRES

October 20, 1971 at Toronto - Paul Henderson unsuccessful vs. Roger Crozier.

November 12, 1972 at Buffalo - Lowell McDonald of Pittsburgh unsuccessful vs. Roger Crozier.

March 9, 1973 at Vancouver - Andre Boudrias successful vs. Roger Crozier.

November 13, 1974 at Montreal - Steve Shutt unsuccessful vs. Gary Bromley.

December 5, 1974 at Buffalo - Tommy Williams of Washington unsuccessful vs. Gary Bromley.

January 23, 1975 at Buffalo - Pierre Jarry of Detroit unsuccessful vs. Roger Crozier.

February 22, 1981 at Buffalo - Steve Shutt of Montreal unsuccessful vs. Don Edwards.

December 17, 1981 at Philadelphia - Behn Wilson successful vs. Don Edwards.

March 29, 1983 at Hartford - Blaine Stoughton successful vs. Bob Sauve.

March 9, 1984 at Buffalo - Marcel Dionne of Los Angeles successful vs. Tom Barrasso.

January 5, 1985 at New York Islanders - Bryan Trottier unsuccessful vs. Tom Barrasso.

SABRE FACT

The Sabres are 7-10-35 in their history during regular season overtime games. They were 1-4-8 last season, with the win coming on January 18 against Edmonton.

SABRES' SHUTOUTS

GOALTENDER	OPPONENT	SCORE	DATE	PLACE
Roger Crozier	Minnesota	1-0	12-6-70	Buffalo
Joe Daley	California	3-0	2-12-71	Buffalo
Dave Dryden	Minnesota	5-0	3-14-71	Minnesota
Roger Crozier	Los Angeles	2-0	12-2-71	Buffalo
Roger Crozier	Vancouver	1-0	1-20-72	Buffalo
Roger Crozier	California	0-0	11-9-72	Buffalo
Roger Crozier	Pittsburgh	1-0	11-12-72	Buffalo
Dave Dryden	Toronto	4-0	12-17-72	Buffalo
Dave Dryden	Philadelphia	2-0	1-8-73	Buffalo
Dave Dryden	California	4-0	2-8-73	Buffalo
Dave Dryden	St.Louis	1-0	1-13-74	Buffalo
Gary Bromley	St.Louis	2-0	10-26-74	St.Louis
Roger Crozier	Atlanta	4-0	11-17-74	Buffalo
Gary Bromley	Minnesota	5-0	12-8-74	Buffalo
Gary Bromley	Washington	4-0	12-22-74	Washington
Roger Crozier	California	4-0	1-15-75	California
Gary Bromley	Kansas City	5-0	1-19-75	Buffalo
Roger Crozier	Los Angeles	5-0	2-27-75	Buffalo
Roger Crozier	Detroit	4-0	10-9-75	Buffalo
Gerry Desjardins	Boston	4-0	11-5-75	Buffalo
Gerry Desjardins	Pittsburgh	6-0	1-11-76	Buffalo
Gerry Desjardins	Vancouver	4-0	10-20-76	Buffalo
Gerry Desjardins	St.Louis	5-0	11-10-76	Buffalo
Gerry Desjardins	Colorado	3-0	1-16-77	Buffalo
Don Edwards	Chicago	3-0	2-16-77	Buffalo
Don Edwards	Philadelphia	2-0	2-24-77	Buffalo
Don Edwards	Montreal	4-0	10-30-77	Montreal
Don Edwards	Vancouver	3-0	12-11-77	Buffalo
Don Edwards	NY Rangers	2-0	2-9-78	Buffalo
Don Edwards	Los Angeles	5-0	2-16-78	Buffalo
Don Edwards	Philadelphia	4-0	2-23-78	Buffalo
Don Edwards	Toronto	1-0	10-19-78	Buffalo
Don Edwards	Washington	2-0	11-11-78	Washington
Bob Sauve	Quebec	3-0	10-27-79	Quebec
Bob Sauve	Chicago	0-0	10-31-79	Chicago
Bob Sauve	Washington	2-0	12-2-79	Buffalo
Don Edwards	Detroit	4-0	12-10-79	Buffalo
Bob Sauve	Vancouver	3-0	2-3-80	Buffalo
Bob Sauve	Edmonton	2-0	10-15-80	Buffalo
Don Edwards	NY Rangers	4-0	1-18-81	Buffalo
Don Edwards	Winnipeg	4-0	2-1-81	Buffalo
Don Edwards	Philadelphia	4-0	2-5-81	Philadelphia
Bob Sauve	Calgary	4-0	3-4-81	Buffalo
Bob Sauve	Quebec	0-0	2-5-83	Quebec
Tom Barrasso	Los Angeles	4-0	1-18-84	Los Angeles
Tom Barrasso	New Jersey	6-0	3-24-84	New Jersey
Tom Barrasso	Toronto	6-0	12-26-84	Buffalo
Tom Barrasso	Winnipeg	4-0	12-28-84	Buffalo
Tom Barrasso	Boston	3-0	1-10-85	Boston
Tom Barrasso	Hartford	2-0	1-19-85	Hartford
Tom Barrasso	Washington	4-0	3-2-85	Washington
Tom Barrasso	Montreal	6-0	10-16-85	Montreal
Daren Puppa	Edmonton	2-0	11-1-85	Edmonton
Tom Barrasso	Hartford	2-0	11-19-85	Hartford
Jacques Cloutier	Philadelphia	1-0	3-27-86	Philadelphia
Tom Barrasso	Montreal	0-0	10-15-86	Buffalo
Tom Barrasso	Hartford	6-0	4-5-87	Buffalo

SABRES' HAT TRICKS

PLAYER	OPPONENT	DATE	PLACE
Gil Perreault	California	1-29-71	California
Eddie Shack	Los Angeles	2-4-71	Buffalo
Gerry Meehan	Detroit	2-20-71	Detroit
Steve Atkinson	Minnesota	2-28-71	Buffalo
Eddie Shack	Boston	3-21-71	Boston
Eddie Shack	Pittsburgh	3-31-71	Pittsburgh
Rick Martin	Vancouver	10-30-71	Vancouver
Craig Ramsay	Minnesota	12-5-71	Buffalo
Rick Martin	California	1-2-72	Buffalo
Rick Martin (4)	Atlanta	10-22-72	Buffalo
Gerry Meehan	Minnesota	12-2-72	Minnesota
Rene Robert	Minnesota	12-2-72	Minnesota
Gerry Meehan	Chicago	12-28-72	Buffalo
Rick Martin	California	10-31-73	Buffalo
Rick Dudley	NY Rangers	12-6-73	Buffalo
Jim Lorentz	Detroit	12-31-73	Detroit
Rick Martin	Pittsburgh	1-3-74	Buffalo
Rick Martin	Minnesota	3-17-74	Buffalo
Rick Martin	St. Louis	4-7-74	Buffalo
Gil Perreault	Boston	10-10-74	Buffalo
Rene Robert	Montreal	11-13-74	Montreal
Rick Martin (4)	Washington	12-3-74	Washington
Gil Perreault	Washington	12-5-74	Buffalo
Don Luce	Washington	12-22-74	Washington
Craig Ramsay	Washington	2-21-75	Washington
Rick Martin	Toronto	3-16-75	Toronto
Gil Perreault	Toronto	3-16-75	Toronto
Danny Gare	Toronto	10-12-75	Buffalo
Rick Martin	Washington	10-19-75	Buffalo
Rick Martin	NY Rangers	10-22-75	Buffalo
Rick Martin	Minnesota	12-18-75	Buffalo
Rick Martin (4)	Washington	12-21-75	Buffalo
Fred Stanfield	Washington	12-21-75	Buffalo
Rick Martin	Montreal	1-5-76	Montreal
Gil Perreault	Vancouver	1-8-76	Buffalo
Danny Gare	California	2-1-76	California
Rick Martin	Chicago	3-4-76	Buffalo
Gil Perreault	Minnesota	3-14-76	Minnesota
Jim Lorentz	Minnesota	3-14-76	Minnesota
Rick Martin	Toronto	3-27-76	Toronto
Danny Gare	Toronto	4-4-76	Buffalo
Rick Martin	Vancouver	11-24-76	Buffalo
Rick Martin	NY Rangers	12-16-76	Buffalo
Andre Savard	Cleveland	1-9-77	Buffalo
Rene Robert	Minnesota	2-13-77	Buffalo
Rene Robert	Toronto	2-14-77	Buffalo
Jim Lorentz	Chicago	3-2-77	Buffalo
Rene Robert	St. Louis	4-3-77	Buffalo
Danny Gare	Colorado	10-20-77	Buffalo
Craig Ramsay	Colorado	10-20-77	Buffalo

SABRE FACT

The Sabres had a 3-7-2 record under Scott Bowman as coach last season, a 4-15-2 record under Craig Ramsay and a 21-22-4 record under Ted Sator.

Gil Perreault	St. Louis	11-6-77	Buffalo
Gil Perreault	Washington	11-19-77	Washington
Gil Perreault	Los Angeles	12-15-77	Los Angeles
Gil Perreault	Cleveland	1-12-78	Cleveland
Danny Gare	Cleveland	2-25-78	Cleveland
Rick Martin	St. Louis	10-28-78	St. Louis
Jerry Korab	Minnesota	11-19-78	Buffalo
Andre Savard	Minnesota	11-19-78	Buffalo
Rick Martin	Boston	3-28-79	Boston
Danny Gare	Boston	4-5-79	Boston
Jacques Richard	Colorado	4-8-79	Buffalo
Danny Gare	Winnipeg	12-31-79	Buffalo
Danny Gare	Pittsburgh	2-7-80	Buffalo
Rick Martin (4)	St. Louis	3-9-80	Buffalo
Danny Gare	Winnipeg	10-22-80	Buffalo
Rick Dudley	Pittsburgh	12-7-80	Buffalo
Gil Perreault	Quebec	1-21-81	Quebec
Andre Savard	Detroit	2-6-81	Buffalo
Ric Seiling	Washington	2-12-81	Buffalo
Danny Gare	Philadelphia	3-8-81	Buffalo
Jim Schoenfeld	Winnipeg	3-13-81	Winnipeg
Gil Perreault	Toronto	3-19-81	Buffalo
Andre Savard	Toronto	3-19-81	Buffalo
Tony McKegney	Toronto	10-23-81	Buffalo
John Van Boxmeer	NY Islanders	11-7-81	New York
Lindy Ruff	NY Islanders	11-29-81	Buffalo
Tony McKegney	Colorado	12-9-81	Buffalo
Gil Perreault	Detroit	12-12-81	Buffalo
Yvon Lambert	Toronto	1-15-82	Buffalo
Mike Foligno	Colorado	2-21-82	Buffalo
Gil Perreault	Edmonton	2-24-82	Buffalo
Gil Perreault	Washington	10-16-82	Washington
Phil Housley	Winnipeg	1-23-83	Buffalo
Paul Cyr	Boston	3-3-83	Boston
Hannu Virta	Montreal	3-19-83	Montreal
Gilles Hamel	Winnipeg	10-23-83	Buffalo
Mike Foligno	Calgary	11-13-83	Buffalo
Gil Perreault	Calgary	11-13-83	Buffalo
Real Cloutier	Quebec	12-29-83	Buffalo
Real Cloutier	Winnipeg	1-4-84	Buffalo
John Tucker	Toronto	4-1-84	Buffalo
Mike Foligno	Quebec	10-19-84	Buffalo
Sean McKenna	Boston	12-5-84	Buffalo
Gil Perreault	Calgary	2-9-85	Calgary
Gil Perreault	Quebec	11-22-85	Buffalo
Lindy Ruff (4)	Quebec	12-15-85	Buffalo
Mike Foligno	NY Islanders	12-29-85	Buffalo
Dave Andreychuk (5)	Boston	2-6-86	Buffalo
Wilf Paiement	St. Louis	2-26-87	Boston
			Buffalo

Players listed scored three goals unless otherwise noted.

SABRE FACT

The Sabres qualified for the playoffs for 11 straight years (1974-75 to 1984-85). That is the 10th longest such streak in NHL history.

ALL-TIME HOME AND AWAY RECORDS

YEAR	HOME							ROAD						
	GP	W	L	T	GF	GA	PTS	GP	W	L	T	GF	GA	PTS
1970-71	39	16	13	10	119	123	42	39	8	26	5	98	168	21
1971-72	39	11	19	9	110	127	31	39	5	24	10	93	162	20
1972-73	39	30	6	3	162	80	63	39	7	21	11	95	139	25
1973-74	39	23	10	6	142	99	52	39	9	24	6	100	151	24
1974-75	40	28	6	6	199	113	62	40	21	10	9	155	127	51
1975-76	40	28	7	5	197	106	61	40	18	14	8	142	134	44
1976-77	40	27	8	5	165	101	59	40	21	16	3	136	119	45
1977-78	40	25	7	8	142	86	58	40	19	12	9	146	129	47
1978-79	40	19	13	8	150	130	46	40	17	15	8	130	133	42
1979-80	40	27	5	8	180	95	62	40	20	12	8	138	106	48
1980-81	40	21	7	12	177	111	54	40	18	13	9	150	139	45
1981-82	40	23	8	9	179	128	55	40	16	18	6	128	145	38
1982-83	40	25	7	8	189	124	58	40	13	22	5	129	161	31
1983-84	40	25	9	6	168	119	56	40	23	16	1	147	138	47
1984-85	40	23	10	7	164	116	53	40	15	18	7	126	121	37
1985-86	40	23	16	1	169	147	47	40	14	21	5	127	144	33
1986-87	40	18	18	4	153	144	40	40	10	26	4	127	164	24
TOTALS	676	392	169	115	2765	1949	899	676	254	308	114	2167	2380	622

ALL-TIME POWER PLAY AND PENALTY-KILLING STATISTICS

Year	PPA	PPG	Pct.	SHS	PPGA	Pct.	SHGF	SHGA	
77	1970-71	298	56	18.8	302	56	81.5	5	12
69	1971-72	308	57	18.5	281	56	80.1	1	7
66	1972-73	270	52	19.2	241	35	85.5	5	5
63	1973-74	256	48	18.5	237	42	82.3	5	12
63	1974-75	303	83	27.4	326	56	82.8	17	5
61	1975-76	287	73	25.4	304	51	83.2	6	8
59	1976-77	262	60	22.9	274	38	86.1	6	7
56	1977-78	234	52	22.2	218	31	85.8	7	3
56	1978-79	267	55	20.6	258	55	78.7	9	4
56	1979-80	275	67	24.4	252	43	82.9	2	4
	1980-81	310	73	23.5	268	44	83.6	9	10
	1981-82	301	63	20.9	281	57	79.9	4	10
	1982-83	311	67	21.5	274	48	82.5	12	9
55	1983-84	329	71	21.6	277	50	81.9	11	14
50	1984-85	322	76	23.6	295	52	82.4	9	5
49	1985-86	351	72	20.5	342	66	80.7	12	14
48	1986-87	364	68	18.7	355	86	75.8	5	9

PPA - Power Play Attempts
 PPG - Power Play Goals
 SHS - Short-handed Situations
 PPGA - Power Play Goals Against
 SHGF - Short-handed Goals For
 SHGA - Short-handed Goals Against

SABRE FACT

The Sabres have had 99 hat tricks in their history.

SABRES' PLAYOFF HISTORY

YEAR	RD.	OPPONENT AND RESULT
1973	QF	Lost to Montreal four games to two.
1975	F	Lost to Philadelphia four games to two.
	SF	Defeated Montreal four games to two.
	QF	Defeated Chicago four games to one.
1976	QF	Lost to New York Islanders four games to two.
	1R	Defeated St. Louis two games to one.
1977	QF	Lost to New York Islanders four games to none.
	1R	Defeated Minnesota two games to none.
1978	QF	Lost to Philadelphia four games to one.
	1R	Defeated New York Rangers two games to one.
1979	1R	Lost to Pittsburgh two games to one.
1980	SF	Lost to New York Islanders four games to two.
	QF	Defeated Chicago four games to none.
	1R	Defeated Vancouver three games to one.
1981	QF	Lost to Minnesota four games to one.
	1R	Defeated Vancouver three games to none.
1982	1R	Lost to Boston three games to one.
1983	QF	Lost to Boston four games to three.
	1R	Defeated Montreal three games to none.
1984	1R	Lost to Quebec three games to none.
1985	1R	Lost to Quebec three games to two.

1R - First Round, QF - Quarter-Finals, SF - Semi-Finals, F - Finals

SABRES' PLAYOFF RECORD BY OPPONENT

Team	GP	W	L	GF	GA	PCT.
Boston	11	4	7	34	50	.364
Chicago	9	8	1	36	17	.889
Minnesota	7	3	4	28	26	.429
Montreal	15	9	6	45	52	.600
N.Y. Islanders	16	4	12	45	59	.250
N.Y. Rangers	3	2	1	11	6	.667
Philadelphia	11	3	8	23	35	.273
Pittsburgh	3	1	2	9	9	.333
Quebec	8	2	6	27	35	.250
St. Louis	3	2	1	7	8	.667
Vancouver	7	6	1	28	14	.857
TOTALS	93	44	49	293	311	.473

SABRES' TEAM PLAYOFF RECORDS ONE PLAYOFF YEAR

Most Wins: 10 - 1975 (17 games)
Fewest Wins: 0 - 1984 (3 games)
Most Losses: 7 - 1975 (17 games)
Fewest Losses: 2 - 1979 (3 games)
Most Goals For: 53 - 1975 (17 games)
Fewest Goals For: 5 - 1984 (3 games)
Most Goals Against: 58 - 1975 (17 games)
Fewest Goals Against: 9 - 1979 (3 games)
Most Shutouts For: 3 - 1980 (14 games)
Most Shutouts Against: 1 - 1975, 1980
Most Overtime Games: 4 - 1975 (17 games)
Longest Winning Streak: 5 - Apr. 12, 16, 17, 19 & 20, 1980
Longest Losing Streak: 4 - April 11, 13, 15 & 17, 1977
 - April 15, 17, 20 & 22, 1976

138

Greatest Winning Margin: 6 - 6-0 vs. Vancouver in 1980
 - 7-1 vs. Minnesota in 1977

Greatest Losing Margin: 9 - 9-0 at Boston in 1983
Most Power Play Goals: 17 - 1980 (14 games)
Most Power Play Goals Against: 14 - 1975 (17 games)
Most Short-handed Goals: 2 - 1975 (17 games)
Most Short-handed Goals Against: 3 - 1980 (14 games)
Most Shots on Goal: 532 - 1975 (17 games)
Fewest Shots on Goal: 83 - 1984 (3 games)
Most Shots on Goal Against: 459 - 1975 (17 games)
Fewest Shots on Goal Against: 73 - 1984 (3 games)
Most Penalty Minutes: 276 - 1975 (17 games)
Most Opponents' Penalty Minutes: 243 - 1975 (17 games)

ONE GAME ONLY

Most Goals: 7 - vs. Quebec, Apr. 14, 1985; at Boston, Apr. 14, 1983; at N.Y. Islanders, May 6, 1980; at Minnesota, Apr. 7, 1977
Most Goals Against: 9 - at Boston, Apr. 20, 1983
Most Goals, Buffalo and Opponent: 11 - at Quebec, Apr. 16, 1985 (6-5 loss); vs. Quebec, Apr. 14, 1985 (7-4 win); at Boston, Apr. 14, 1983 (7-4 win); at N.Y. Islanders, May 6, 1980 (7-4 win); at N.Y. Islanders, May 3, 1980 (7-4 loss); vs. Montreal, Apr. 27, 1975 (6-5 win)
Most Goals, One Period: 5 - Third period vs. Quebec, Apr. 14, 1985; third period vs. Quebec, Apr. 13, 1985; third period vs. Chicago, Apr. 20, 1975.
Most Shots on Goal: 57 - vs. St. Louis, Apr. 8, 1976
Fewest Shots on Goal: 15 - vs. N.Y. Islanders, May 8, 1980
Most Shots on Goal Against: 50 - at Minnesota, Apr. 20, 1981
Fewest Shots on Goal Against: 14 - by Chicago, Apr. 22, 1975
Most Penalty Minutes: 68 - vs. Quebec, Apr. 14, 1985
Most Penalty Minutes by Opponent: 79 - vs. Quebec, Apr. 14, 1985
Most Penalty Minutes, Buffalo and Opponent: 147 - vs. Quebec, Apr. 14, 1985
Fastest Two Goals, One Player: 1:02 - Lindy Ruff at Boston, Apr. 14, 1983.
Fastest Two Goals Against, One Player: :27 - Guy Lafleur of Montreal, May 1, 1975
Fastest Three Goals, One Player: 12:37 - Dave Andreychuk vs. Quebec, Apr. 14, 1985.
Fastest Three Goals Against, One Player: 13:40 - Barry Pederson of Boston, Apr. 8, 1982
Fastest Two Goals: :14 - Mike Foligno & Sean McKenna vs. Quebec, Apr. 5, 1984
Fastest Two Goals Against: :16 - Peter Mahovlich & Murray Wilson of Montreal, Apr. 8, 1973.
Fastest Three Goals: 3:02 - John Tucker, Dave Andreychuk & Ric Seiling vs. Quebec, Apr. 13, 1985
Fastest Three Goals Against: 3:08 - Barry Pederson, Rick Middleton & Pederson of Boston, Apr. 8, 1982.
Fastest Two Goals, Both Teams: :05 - Gil Perreault of Buffalo and Jim Hamilton of Pittsburgh, Apr. 14, 1979
Fastest Goal from Opening Face-off: 1:06 - Gil Perreault vs. Montreal, Apr. 5, 1973
Fastest Opponents' Goal from Opening Face-off: :32 - Guy Lapointe of Montreal, Apr. 27, 1975
Shortest Overtime Game: 60:22 - Minnesota's Steve Payne scored the winning goal on Apr. 16, 1981
Longest Overtime Game: 81:20 - N.Y. Islanders' Bob Nystrom scored the winning goal on May 1, 1980

SABRE FACT

The Sabres' best day of the week in 1986-87 was Sunday, when the team had a 10-5-0 record. The club's best month was in February, when it was 8-3-0.

139

SABRES' INDIVIDUAL PLAYOFF RECORDS

ONE PLAYOFF YEAR

Most Goals: 10 - Gil Perreault, 1980
Most Assists: 11 - Gil Perreault, 1980
Most Points: 21 - Gil Perreault, 1980
Most Penalty Minutes: 47 - Lindy Ruff, 1983
Most Power Play Goals: 5 - Rick Martin, 1975
Most Short-handed Goals: 1 - Don Luce, 1980 & 1975; Craig Ramsay, 1976 & 1975.
Most Minutes Played by a Goaltender: 760 - Gerry Desjardins, 1975
Most Shots on Goal: 66 - Gil Perreault, 1975

ONE PLAYOFF SERIES

Most Goals: 6 - Gil Perreault vs. N.Y. Islanders, 1980
Most Assists: 7 - Gil Perreault vs. Montreal, 1973; vs. Boston, 1982, vs. Boston, 1983.
Most Points: 10 - Gil Perreault vs. Montreal, 1973
Most Penalty Minutes: 47 - Lindy Ruff vs. Boston, 1983
Most Power Play Goals: 3 - Rick Martin vs. Chicago, 1975
Most Short-Handed Goals: 1 - Don Luce vs. N.Y. Islanders, 1980; Craig Ramsay vs. St. Louis, 1976, vs. Montreal, 1975
Most Minutes Played by a Goaltender: 347 - Gerry Desjardins vs. N.Y. Islanders, 1976
Most Shots on Goal: 38 - Rick Martin vs. Montreal, 1973

ONE FINAL SERIES

(All vs. Philadelphia, 1975, 6 games)

Most Goals: 2 - Danny Gare, Jerry Korab, Don Luce, Rick Martin
Most Assists: 4 - Rick Martin
Most Points: 6 - Rick Martin
Most Penalty Minutes: 12 - Don Luce
Most Power Play Goals: 1 - Jerry Korab, Rick Martin, Gil Perreault
Most Short-handed Goals: 0
Most Minutes Played by a Goaltender: 260 - Gerry Desjardins
Most Shots on Goal: 23 - Gil Perreault

ONE SEMI-FINAL SERIES

Most Goals: 6 - Gil Perreault vs. N.Y. Islanders, 1980
Most Assists: 4 - Peter McNab vs. Montreal, 1975
Most Points: 8 - Gil Perreault vs. N.Y. Islanders, 1980
Most Penalty Minutes: 24 - Larry Carriere vs. Montreal, 1975
Most Power Play Goals: 2 - Derek Smith vs. N.Y. Islanders, 1980
Most Short-handed Goals: 1 - Don Luce vs. N.Y. Islanders, 1980; Craig Ramsay vs. Montreal, 1975.
Most Minutes Played by a Goaltender: 259 - Bob Sauve vs. N.Y. Islanders, 1980
Most Shots on Goal: 27 - Rick Martin vs. Montreal, 1975

ONE QUARTER-FINAL SERIES

Most Goals: 5 - Rene Robert vs. Montreal, 1973
Most Assists: 7 - Gil Perreault vs. Montreal, 1973; vs. Boston, 1983.
Most Points: 10 - Gil Perreault vs. Montreal, 1973
Most Penalty Minutes: 47 - Lindy Ruff vs. Boston, 1983
Most Power Play Goals: 3 - Rick Martin vs. Chicago, 1975
Most Short-handed Goals: 0
Most Minutes Played by a Goaltender: 347 - Gerry Desjardins vs. N.Y. Islanders, 1976
Most Shots on Goal: 38 - Rick Martin vs. Montreal, 1973.

ONE FIRST ROUND

Most Goals: 3 - Yvon Lambert vs. Boston, 1982; Rick Martin vs. Vancouver, 1980; Jim Lorentz vs. Minnesota, 1977
Most Assists: 7 - Gil Perreault vs. Boston, 1982
Most Points: 7 - Gil Perreault vs. Boston, 1982
Most Penalty Minutes: 28 - Lindy Ruff vs. Boston, 1982
Most Power Play Goals: 2 - Mike Foligno vs. Boston, 1982, Danny Gare vs. Vancouver, 1981

Most Short-handed Goals: 1 - Craig Ramsay vs. St. Louis, 1976
Most Minutes Played by a Goaltender: 214 - Don Edwards vs. Boston, 1982
Most Shutouts: 2 - Bob Sauve vs. Montreal, 1983
Most Shots on Goal: 17 - Rick Martin vs. St. Louis, 1976

ONE GAME ONLY

Most Goals: 3 - Dave Andreychuk, Apr. 14, 1985 vs. Quebec; Gil Perreault, May 6, 1980 vs. N.Y. Islanders; Jim Lorentz, Apr. 7, 1977 vs. Minnesota
Most Assists: 4 - Gil Perreault vs. Boston, Apr. 10, 1982 and vs. Chicago, Apr. 17, 1980 vs. Boston; Perreault, May 6, 1980 vs. N.Y. Islanders; Perreault, Apr. 17, 1980 vs. Chicago; Derek Smith, May 6, 1980 vs. N.Y. Islanders.
Most Penalty Minutes: 21 - Danny Gare vs. N.Y. Rangers, 1978
Most Power Play Goals: 1 - Several
Most Short-handed Goals: 1 - Don Luce vs. N.Y. Islanders, 1980; Craig Ramsay vs. St. Louis, 1976; Luce and Ramsay vs. Montreal, 1975
Most Minutes Played by a Goaltender: 81:20 - Bob Sauve vs. N.Y. Islanders, May 1, 1980
Most Shots on Goal: 11 - Tony McKegney vs. Minnesota, 1981; Danny Gare vs. St. Louis, 1976

SABRES' OVERTIME HISTORY IN PLAYOFFS

April 10, 1973 - Buffalo defeated Montreal 3-2 on goal by Rene Robert at 9:18.
April 17, 1975 - Chicago defeated Buffalo 5-4 on goal by Stan Mikita at 2:31.
April 27, 1975 - Buffalo defeated Montreal 6-5 on goal by Danny Gare at 4:42.
May 6, 1975 - Buffalo defeated Montreal 5-4 on goal by Rene Robert at 5:56.
May 20, 1975 - Buffalo defeated Philadelphia 5-4 on goal by Rene Robert at 18:29.
April 8, 1976 - Buffalo defeated St. Louis 3-2 on goal by Danny Gare at 11:43.
April 9, 1976 - Buffalo defeated St. Louis 2-1 on goal by Don Luce at 14:27.
April 13, 1976 - Buffalo defeated N.Y. Islanders 3-2 on goal by Danny Gare at 14:04.
April 13, 1978 - N.Y. Rangers defeated Buffalo 4-3 on goal by Don Murdoch at 1:37.
April 14, 1979 - Pittsburgh defeated Buffalo 4-3 on goal by George Ferguson at :47.
May 1, 1980 - N.Y. Islanders defeated Buffalo 2-1 on goal by Bob Nystrom at 21:20.
April 8, 1981 - Buffalo defeated Vancouver 3-2 on goal by Alan Haworth at 5:00.
April 16, 1981 - Minnesota defeated Buffalo 4-3 on goal by Steve Payne at :22.
April 20, 1981 - Buffalo defeated Minnesota 5-4 on goal by Craig Ramsay at 16:32.
April 24, 1983 - Boston defeated Buffalo 3-2 on goal by Brad Park at 1:52.

Sabres are 9-6 in overtime games during the playoffs (7-3 at home and 2-3 on road). Overtime goals have ended a Sabres' playoff series three times (April 9, 1976, April 14, 1979 and April 24, 1983).

SABRES' ALL-TIME PLAYOFF SCORING

PLAYER	GP	G	A	PTS	PIM
Gil Perreault	90	33	70	103	44
Rick Martin	62	24	29	53	74
Craig Ramsay	89	17	31	48	27
Danny Gare	57	23	21	44	147
Rene Robert	47	22	16	38	71
Don Luce	62	17	19	36	46
Ric Selling	55	14	14	28	31
Derek Smith	30	9	14	23	13
Jerry Korab	46	7	14	21	69
Jocelyn Guevremont	40	4	17	21	18
Jim Lorentz	35	11	9	20	22
Tony McKegney	38	11	9	20	10
Lindy Ruff	36	11	8	19	141
John Van Boxmeer	35	5	14	19	35
Mike Ramsey	43	6	12	18	90
Bill Hajt	80	2	16	18	70
Andre Savard	45	5	11	16	40
Jim Schoenfeld	75	3	13	16	151
Richie Dunn	27	2	14	16	16
Mike Foligno	22	7	7	14	79
Phil Housley	18	6	6	12	10
Dale McCourt	14	5	5	10	4
Rick Dudley	25	7	2	9	69
Alan Haworth	10	4	5	9	4
Paul Cyr	18	3	6	9	21
Dave Andreychuk	11	5	3	8	10
Peter McNab	25	2	6	8	4
John Tucker	8	2	5	7	0
Gilles Hamel	18	2	5	7	8
Lee Fogolin	30	0	6	6	58
Larry Playfair	39	0	6	6	97
Gary McAdam	15	3	2	5	7
Brent Peterson	22	2	3	5	50
Brian Spencer	30	1	4	5	12
Jean Francois Sauve	7	2	2	4	0
Terry Martin	11	2	2	4	10
Hannu Virta	17	1	3	4	6
Gates Orlando	5	0	4	4	14
Yvon Lambert	4	3	0	3	2
Jacques Richard	12	2	1	3	7
Bob Mongrain	11	1	2	3	2
Bill Stewart	9	0	3	3	0
Larry Carriere	23	0	3	3	40
Sean McKenna	8	1	1	2	2
Dave Schultz	3	0	2	2	4
Rob McClanahan	15	0	2	2	17
Larry Mickey	6	1	0	1	5
Mal Davis	7	1	0	1	0
Mike Moller	3	0	1	1	0
Gerry Meehan	6	0	1	1	0
Norm Gratton	6	0	1	1	2
Tim Horton	6	0	1	1	4
Ken Breitenbach	8	0	1	1	4
Steve Patrick	8	0	1	1	6
Roger Crozier	9	0	1	1	2
Michel Deziel	1	0	0	0	0
Paul Harrison	1	0	0	0	0
Dave Maloney	1	0	0	0	0
Phil Myre	1	0	0	0	0
Al Smith	1	0	0	0	0

Jim Wiemer	1	0	0	0	0
Real Cloutier	2	0	0	0	0
Dave Dryden	2	0	0	0	0
Joe Kowal	2	0	0	0	0
Ron Schock	2	0	0	0	0
Alex Tidey	2	0	0	0	0
Paul McIntosh	2	0	0	0	7
Hugh Harris	3	0	0	0	0
Val James	3	0	0	0	0
Bob Haikidis	4	0	0	0	19
Mike Robitaille	6	0	0	0	0
Paul Terbenche	6	0	0	0	0
Tracy Pratt	6	0	0	0	6
Larry Hillman	6	0	0	0	8
Tom Barrasso	8	0	0	0	9
Dave Fenyves	11	0	0	0	9
Bob Sauve	22	0	0	0	2
Gerry Desjardins	25	0	0	0	4
Don Edwards	31	0	0	0	7

SABRES' ALL-TIME PLAYOFF GOALTENDING STATISTICS

PLAYER	GP	MIN	GA	EN	SO	AVG.	W	L
Paul Harrison	1	26	1	0	0	2.31	0	0
Roger Crozier	9	541	25	1	0	2.77	5	4
Bob Sauve	23	1268	59	1	4	2.79	13	9
Don Edwards	31	1859	98	3	1	3.16	13	18
Gerry Desjardins	25	1382	75	1	0	3.25	11	11
Al Smith	1	17	1	0	0	3.53	0	0
Tom Barrasso	8	439	30	0	0	4.10	2	5
Dave Dryden	2	120	9	0	0	4.50	0	2
Phil Myre	1	57	7	0	0	7.37	0	0

SABRES' MAJOR TRANSACTIONS — 1970 - 1987

Date	Transaction
6-9-70	Selected Kevin O'Shea, Cliff Schmutz, Brian McDonald and Bill Inglis in the Inter-League Draft.
6-9-70	Claimed Joe Daley on waivers from Pittsburgh.
6-10-70	Selected Tom Webster, Al Hamilton, Don Marshall, Tracy Pratt, Jim Watson, Francois Lacombe, Phil Goyette, Reg Fleming, Mike McMahon, Skip Krake, Jean-Guy Lagace, Craig Cameron, Chris Evans, Doug Barrie, Gerry Meehan, Paul Terbenche, Brian Perry, Howie Menard, Rocky Farr and Gary Edwards in the NHL Expansion Draft.
6-10-70	Traded Tom Webster to Detroit for Roger Crozier.
8-31-70	Purchased Floyd Smith from Toronto.
10-2-70	Traded Craig Cameron to St. Louis for Ron Anderson.
10-9-70	Purchased Dave Dryden from Pittsburgh.
11-1-70	Claimed Steve Atkinson on waivers from Boston.
11-3-70	Claimed Bob Baun on waivers from Detroit.
11-4-70	Claimed Paul Andrea on waivers from California.
11-4-70	Traded Bob Baun to St. Louis for Jean-Guy Talbot and Larry Keenan.
11-25-70	Traded Mike McMahon to Los Angeles for Eddie Shack and Dick Duff.
12-28-70	Lost Cliff Schmutz on waivers to Philadelphia.
1-24-71	Traded Jean-Guy Lagace to Pittsburgh for Terry Ball.
5-25-71	Traded Joe Daley to Detroit for Don Luce and Mike Robitaille.

SABRES' MAJOR TRANSACTIONS — 1970 - 1987

Date	Transaction
10-5-81	Acquired Yvon Lambert from Montreal and lost Rob McCleanahan to Hartford in Waiver Draft.
12-2-81	Traded Jim Schoenfeld, Danny Gare and Derek Smith to Detroit for Mike Foligno, Dale McCourt and Brent Peterson.
12-2-81	Traded Bob Sauve to Detroit for a conditional first round draft choice (Sauve returned to the Sabres at the end of the 1981-82 season).
2-6-82	Acquired Paul Harrison on waivers from Pittsburgh.
6-9-82	Traded Alan Haworth and a third round draft choice in 1982 (Milan Novy) to Washington for a second round draft choice (Mike Anderson) and a fourth round draft choice (Timo Jutila) in 1982.
6-9-82	Traded Don Edwards, Richie Dunn and a second round draft choice in 1982 (Rich Kromm) to Calgary for a first round draft choice (Paul Cyr) and second round draft choice (Jens Johansson) in 1982 and a second round draft choice in 1983 (John Tucker).
6-8-83	Traded Tony McKegney, Andre Savard, J.F. Sauve and a third round draft choice in 1983 (Iirvo Jarvi) to Quebec for Real Cloutier and a first round draft choice in 1983 (Adam Creighton).
10-3-83	Lost John Van Boxmeer to Quebec in the Waiver Draft.
12-6-84	Traded Steve Patrick and Jim Wiemer to the N.Y. Rangers for Dave Maloney and Chris Renaud.
9-9-85	Purchased Don Lever from New Jersey.
10-4-85	Traded Randy Cunneynworth and Mike Moller to Pittsburgh for Pat Hughes.
10-7-85	Lost Brent Peterson to Vancouver in the Waiver Draft.
10-15-85	Traded Bob Sauve to Chicago for a third round draft choice in 1986 (Kevin Kerr).
1-30-86	Traded Larry Playfair, Sean McKenna and Ken Baumgartner to Los Angeles for Brian Engblom and Doug Smith.
3-11-86	Traded a 12th round draft choice in 1986 (Doug Kirton) to New Jersey for Phil Russell.
4-22-86	Traded a 3rd round draft choice in 1987 (Ross Wilson) to Los Angeles for an 8th round draft choice in 1987 (Tim Roberts) and future considerations.
6-21-86	Traded Gilles Hamel to Winnipeg for Scott Arniel.
10-3-86	Traded Brian Engblom to Calgary for Jim Korn.
10-6-86	Acquired Clark Gillies from the N.Y. Islanders and Wilf Paiement from the N.Y. Rangers while losing Pat Hughes to St. Louis and Mal Davis to Los Angeles in the Waiver Draft.
10-7-86	Traded Ric Seiling to Detroit for future considerations.
11-19-86	Traded a second round draft choice in 1988 to Montreal for Tom Kurvers.
3-6-87	Traded Norm Lacombe, the professional rights to Wayne Van Dorp and a fourth round draft choice in 1987 (Peter Eriksson) to Edmonton for Mark Napier, Lee Fogolin and a fourth round draft choice in 1987 (John Bradley).
5-22-87	Traded Jim Korn to New Jersey for Jan Ludvig.
6-13-87	Traded Tom Kurvers to New Jersey for a third round draft choice in 1987 (Andrew MacVicar) and future considerations.

SABRE FACT

The Edmonton Oilers were the most popular team in terms of attendance at Memorial Auditorium in 1986-87. The two games between the Oilers and Sabres at the Aud drew an average of 15,447 fans.

Toronto Maple Leafs
Maple Leaf Gardens
60 Carlton St.
Toronto, Ontario M5B 1L1
(416) 977-1641

Winnipeg Jets
Winnipeg Arena
15 - 1430 Maroons Road
Winnipeg, Manitoba R3G 0L5
(204) 772-9491

Vancouver Canucks
Pacific Coliseum
100 North Renfrew St.
Vancouver, B.C. V5K 3N7
(604) 254-5141

NHL — Montreal
1155 Metcalfe St. - Suite 960
Montreal, Quebec H3B 2W2
(514) 871-9220

Washington Capitals
Capital Centre
Landover, MD 20785
(301) 386-7000

NHL — New York
500 Fifth Ave., 34th Floor
New York, NY 10110
(212) 398-1100

NHL NOTES OF INTEREST

ANNUAL CONGRESS: It will be held in mid-June in Montreal, and will include the Entry Draft.

GOALS-AGAINST AVERAGE: To calculate for a player or team, multiply goals against by 60 and divide the product by minutes played.

PLUS-MINUS RATING: A player received a "plus-one" when he is on the ice for an even-strength or short-handed goal by his team. He receives a "minus-one" when he is on the ice for an even-strength or short-handed goal by the other team. The overall season rating is determined by totaling all of the pluses and minuses for the season.

ROOKIE: In order to be considered a rookie, a player must not have played in 25 or more NHL games in any preceding season, nor in six or more NHL games in each of any two preceding seasons.

TIE-BREAKERS IN THE STANDINGS: According to the NHL, the following is the official method of determining which team is higher in the standings if two or more clubs have the same number of points:

1. Overall wins.
2. Points in head-to-head competition.
3. Overall goals scored minus overall goals allowed.

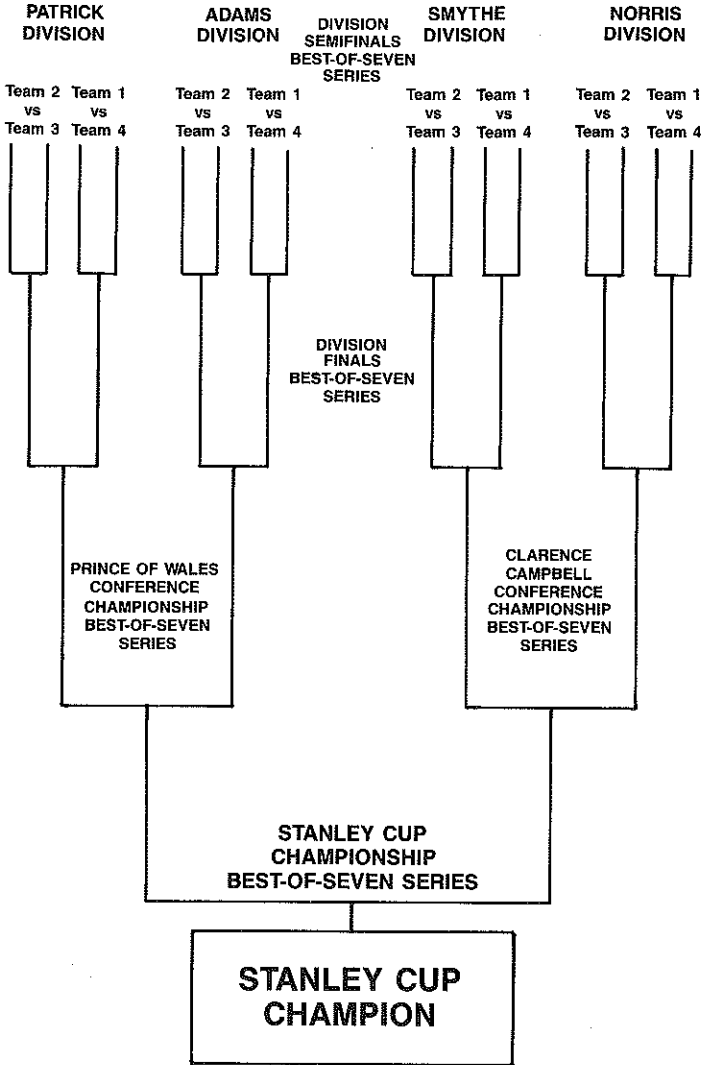
There is no provision for a coin flip. The same procedure is used for determining the order of the Entry Draft.

TRADING DEADLINE: The deadline is the 26th day preceding the final day of the NHL regular season. The date also marks the last day for loans and recalls from minor league teams except in emergency (usually injury-related) situations.

THE ROAD TO THE STANLEY CUP

PRINCE OF WALES CONFERENCE

CAMPBELL CONFERENCE



PCT.

.575
.531
.581
.450
.400

.625
.450
.538
.513
.475
.400

.494
.488
.438
.450
.438

.663
.594
.550
.438
.413

Equal Opportunity Lender

ations
phone

on the
must
them
media
Spots

icated
g the


ames,
ations

icated
reach
highest
eden-
ounge

s one

agara
should

ks 24
ber is



ROCHESTER AMERICANS

AMERICANS' FINAL SCORING STATISTICS


No.	Name	GP	G	A	PTS	PIM	PP	SH	GW	SHOT	+/-
9	Jody Gage	70	26	39	65	60	11	0	3	217	+ 4
17	Gates Orlando	44	22	42	64	42	5	1	4	118	+19
19	Doug Trapp	68	27	35	62	80	7	1	6	123	+10
14	Jim Jackson	71	19	38	57	48	5	1	2	212	+26
8	Don Lever	57	29	25	54	69	7	3	7	120	+10
15	Bob Logan	56	30	14	44	27	5	0	2	147	+ 9
10	Warren Harper	61	13	27	40	50	2	1	0	78	+10
11	Benoit Hogue	53	14	20	34	52	4	0	0	105	+ 4
2	Richie Dunn	64	6	26	32	47	2	0	1	157	+ 5
18	Ray Sheppard	55	18	13	31	11	3	0	3	110	- 5
16	Paul Brydges	54	13	17	30	54	1	2	1	80	+ 9
7	Jack Brownschidle	74	8	22	30	13	2	1	1	123	+26
12	Mikael Andersson	42	6	20	26	14	0	0	0	41	+12
21	Claude Verret	36	13	12	25	2	10	0	2	90	-17
25	Jeff Parker	54	14	8	22	75	1	1	3	87	+ 3
23	Richard Hajdu	58	7	15	22	90	0	0	0	73	+ 6
22	Dave Fenyves	71	6	16	22	57	0	0	0	105	+35
29	Uwe Krupp	42	3	19	22	50	1	0	0	73	+16
32	Jay Fraser	36	8	12	20	149	1	1	1	34	+ 7
28	Mark Ferner	54	0	12	12	157	0	0	0	48	+14
26	Norm Lacombe	13	6	5	11	4	1	1	1	29	+ 1
20	Doug Smith	15	5	6	11	35	0	1	0	49	+ 8
33	Wayne Van Dorp	47	7	3	10	192	0	0	1	36	+ 7
3	Jim Hofford	54	1	8	9	204	0	1	1	37	+11
24	Bob Halkidis	59	1	8	9	144	0	0	1	38	- 4
20	Al Conroy	13	4	4	8	40	1	0	0	21	+ 6
5	Shawn Anderson	15	2	5	7	11	1	0	0	30	+ 6
27	Joe Reekie	22	0	6	6	52	0	0	0	28	+ 9
35	Andy Ristau	21	1	1	2	113	0	0	0	11	- 1
5	Jayson Meyer	3	0	2	2	12	0	0	0	5	+ 3
4	James Gasseau	7	0	2	2	6	0	0	0	9	- 2
5	Jim Burton	10	0	2	2	4	0	0	0	16	- 5
29	Marc Tournier	2	0	1	1	2	0	0	0	1	- 2
34	Darcy Wakaluk	9	0	1	1	12	0	0	0	0	—
30	Mike Craig	23	0	1	1	8	0	0	0	0	—
31	Daren Puppa	57	0	1	1	12	0	0	0	0	—
4	Steve Dykstra	18	0	0	0	77	0	0	0	20	- 4

No.	Goalie	GP	MIN	GAA	W	L	S-O	EN	SO	GA	SAVE
31	Daren Puppa	57	3129	2.80	33	14	4-2	0	1	146	1319
34	Darcy Wakaluk	11	546	2.86	2	2	0-3	0	0	26	262
30	Mike Craig	23	1191	4.13	6	10	2-2	2	0	82	524
Totals		80	4866	3.13	41	26	6-7		1	254	2105

AMERK FACT

The Amerks' Hotline has the latest information on the team and the rest of the American Hockey League. It is available 24 hours a day, and its phone number is 454-1037.

GWG
 4
 3
 0
 1
 0
 0
 0
 1
 0
 1
 0
 0
 0
 0
 0
 0
 0
 0
 0
 0
 0
 0
 1
 0
 0
 0
 0
 0
 0
 0
 0
 0
 12
 SAVE
 420
 48
 468



JOHN VAN BOXMEER Head Coach

A veteran of 12 professional seasons, former Sabres' defenseman John Van Boxmeer this fall enters his third full term at the helm of the Sabres' top farm club, the Rochester Americans of the AHL. It took Van Boxmeer only two years to bring Rochester its fifth Calder Cup. Along the way he moved past Don Cherry in career coaching victories for the Amerks and now only trails Joe Crozier and Mike Keenan in that category.

Van Boxmeer, 33, received his coaching start in the Sabres' organization during the 1984-85 season when he was named an assistant coach under Jim Schoenfeld. When Schoenfeld returned to the active ranks with the Sabres in December of that year, Van Boxmeer was named interim coach. Under his tutelage for the remaining 55 games of the regular season, the Amerks finished third in the Southern Division and were eliminated in the first round of the playoffs.

The 1985-86 season marked Van Boxmeer's first full season and he guided an explosive Rochester squad to a fast start (20-6-3). However, injuries struck both the Amerks and the Sabres, resulting in a tremendous loss of talent. Rochester lost an incredible 324 man-games to injuries and limped to a sixth place finish in the Southern Division.

Last season was much different, as Van Boxmeer guided a young team out of an early season slump and into the Amerk history books. He brought Rochester its first Southern Division championship since the 1982-83 season, and also its first Calder Cup since that same year. Van Boxmeer joined Crozier and Keenan as the only Rochester coaches to capture an AHL championship.

The former high-scoring defenseman started his professional career in Montreal, as the Canadiens selected him in the first round of the 1972 Entry Draft. He spent four years in the Montreal organization before a trade sent him to Colorado in 1976. When Scott Bowman arrived in Buffalo in 1979, his first major trade was the acquisition of Van Boxmeer from the Rockies for Rene Robert.

Van Boxmeer enjoyed four productive seasons with the Sabres, registering a career-high 69 points in 1980-81. He was selected to take part in the 1982 NHL All-Star Game, even though he missed the contest because of a hand injury. That season he had 54 assists, which remains a one-season high by a Sabres' defenseman.

In 1983, Van Boxmeer was traded to Quebec. He split the 1983-84 season between the Nordiques and their AHL team in Fredericton. Van Boxmeer's final NHL totals are 588 games played, 84 goals, 274 assists and 358 points, along with one Stanley Cup ring as a member of the Canadiens.

John and his wife, Judy, have one daughter, Ashley Marie.

AMERK FACT

Goalie Daren Puppa and defenseman Richie Dunn were selected to the AHL's first all-star team in 1986-87. Gerry Cheevers was the last Amerks' goalie to be so honored, as he captured all-star honors in 1964-65. It was the second time in three years that Dunn was voted to the first team.

Two other Amerks were named second team all-stars, defensemen Dave Fenyves and Jack Brownschidle.

AMERICANS' TEAM GAME RECORDS

- Most Goals:** 14 (vs. Cleveland, Nov. 24, 1966)
Most Goals on Road: 10 (vs. Springfield, Apr. 1, 1972; vs. Fredericton, Nov. 24, 1981; vs. Maine, Dec. 29, 1982)
Most Assists: 25 (vs. St. Catharines, Apr. 7, 1985)
Most Points: 38 (vs. St. Catharines, Apr. 7, 1985)
Most Goals - Both Teams: 20 (Rochester 14, Cleveland 6 - Nov. 24, 1966)
Greatest Winning Margin: 12 (Rochester 13, New Haven 1 - Jan. 17, 1975)
Greatest Losing Margin: 12 (Providence 15, Rochester 3 - Feb. 13, 1972; Nova Scotia 13, Rochester 1 - Feb. 15, 1980; Baltimore 12, Rochester 0 - Nov. 23, 1984)
Highest Tie Score: 8-8 (Nov. 11, 1962 vs. Springfield)
Scoreless Ties: Nov. 7, 1964 vs. Buffalo; Mar. 31, 1967 vs. Pittsburgh; Feb. 26, 1971 vs. Baltimore; Feb. 11, 1972 vs. Richmond; Jan. 27, 1974 vs. Virginia

AMERICANS' ONE SEASON INDIVIDUAL RECORDS

- Most Goals:** 61 (Paul Gardner - 1985-86)
Most Assists: 73 (Geordie Robertson - 1982-83)
Most Points: 119 (Geordie Robertson - 1982-83)
Most Penalty Minutes: 282 (Mark Toffolo - 1979-80)
Most Power Play Goals: 25 (Paul Gardner - 1985-86)
Most Short-handed Goals: 11 (Gary McAdam - 1982-83)
Most Game-Winning Goals: 7 (Don Lever - 1986-87; Mal Davis - 1982-83, 1983-84; Ron Garwasiuk - 1977-78)
Most Consecutive Games With a Point: 23 (Paul Gardner - 1985-86)
Most Unassisted Goals: 9 (Paul O'Neill - 1975-76)
Most Goals by a Center: 61 (Paul Gardner - 1985-86)
Most Assists by a Center: 73 (Geordie Robertson - 1982-83)
Most Points by a Center: 119 (Geordie Robertson - 1982-83)
Most Penalty Minutes by a Center: 154 (Bob Mongrain - 1983-84)
Most Goals by a Left Wing: 51 (Murray Kuntz - 1973-74)
Most Assists by a Left Wing: 59 (Stan Smrke - 1964-65)
Most Points by a Left Wing: 98 (Dick Gamble - 1965-66)
Most Penalty Minutes by a Left Wing: 255 (Chris Langevin - 1982-83)
Most Goals by a Right Wing: 55 (Mal Davis - 1983-84)
Most Assists by a Right Wing: 61 (Ed Litzenberger - 1964-65)
Most Points by a Right Wing: 103 (Mal Davis - 1983-84)
Most Penalty Minutes by a Right Wing: 272 (Mark Wichrowski - 1980-81)
Most Goals by a Defenseman: 18 (Rick Pagnutti - 1972-73)
Most Assists by a Defenseman: 58 (Bob Hess - 1980-81)
Most Points by a Defenseman: 75 (Bob Hess - 1980-81)
Most Penalty Minutes by a Defenseman: 282 (Mark Toffolo - 1979-80)
Most Assists by a Goaltender: 4 (Bob Sneddon - 1973-74)
Most Penalty Minutes by a Goaltender: 55 (Jim Pettie - 1976-77)
Most Games Played by a Goaltender: 72 (Gerry Cheevers - 1964-65)
Most Minutes Played by a Goaltender: 4359 (Gerry Cheevers - 1964-65)
Most Wins by a Goaltender: 48 (Gerry Cheevers - 1964-65)
Most Shutouts by a Goaltender: 6 (Bob Perreault - 1967-68)
Lowest Goals-Against Average: 2.68 (Gerry Cheevers - 1964-65)
Most Goals by a Rookie: 41 (Billy Hicke - 1958-59)
Most Assists by a Rookie: 56 (Billy Hicke - 1958-59)
Most Points by a Rookie: 97 (Billy Hicke - 1958-59)
Most Penalty Minutes by a Rookie: 282 (Mark Toffolo - 1979-80)

1987-88 ROCHESTER AMERICANS' SCHEDULE

ordie

83)
two

S

343
283
265
239
228
219
187
186
179
178

565
542
520
436
392
372
339
321
308
302

518
496
485
449
432

HOME

Sun., Oct. 11	Newmarket
Fri., Oct. 16	Utica
Sun., Oct. 18	Binghamton
Fri., Oct. 23	Utica
Sun., Oct. 25	Springfield
Fri., Oct. 30	Moncton
Sun., Nov. 1	Baltimore
Wed., Nov. 4	Baltimore
Fri., Nov. 6	Adirondack
Sun., Nov. 8	Baltimore
Sun., Nov. 22	Newmarket
Wed., Nov. 25	Moncton
Fri., Nov. 27	Hershey
Sun., Nov. 29	Binghamton
Wed., Dec. 2	Utica
Fri., Dec. 11	Adirondack
Sun., Dec. 13	Fredericton
Fri., Dec. 18	Hershey
Sun., Dec. 20	Maine
Wed., Dec. 23	Newmarket
Sun., Dec. 27	Newmarket
Fri., Jan. 1	Nova Scotia
Sun., Jan. 3	Binghamton
Fri., Jan. 15	Adirondack
Sat., Jan. 16	New Haven
Wed., Jan. 27	Newmarket
Fri., Jan. 29	Baltimore
Sun., Jan. 31	New Haven
Wed., Feb. 10	Sherbrooke
Sun., Feb. 14	Utica
Wed., Feb. 24	Fredericton
Fri., Feb. 26	Newmarket
Sun., Mar. 6	Nova Scotia
Wed., Mar. 9	Maine
Sun., Mar. 13	Hershey
Wed., Mar. 23	Springfield
Fri., Mar. 25	Hershey
Sun., Mar. 27	Adirondack
Wed., Mar. 30	Sherbrooke
Sun., Apr. 3	Binghamton

ROAD

Fri., Oct. 9	Maine
Sat., Oct. 17	Adirondack
Wed., Oct. 21	Utica
Fri., Nov. 13	Sherbrooke
Sat., Nov. 14	Fredericton
Sun., Nov. 15	Nova Scotia
Wed., Nov. 18	Moncton
Fri., Nov. 20	Newmarket
Sat., Nov. 28	Hershey
Fri., Dec. 4	Baltimore
Sat., Dec. 5	Utica
Sat., Dec. 12	Adirondack
Wed., Dec. 16	Hershey
Sat., Dec. 19	Binghamton
Sat., Dec. 26	Binghamton
Thu., Dec. 31	Utica
Fri., Jan. 8	Sherbrooke
Sat., Jan. 9	Fredericton
Sun., Jan. 10	Nova Scotia
Wed., Jan. 13	Moncton
Tue., Jan. 19	Newmarket
Fri., Jan. 22	Baltimore
Sat., Jan. 23	Binghamton
Sat., Jan. 30	Hershey
Tue., Feb. 2	Newmarket
Fri., Feb. 5	New Haven
Sat. Feb. 6	Adirondack
Fri., Feb. 12	Maine
Sat., Feb. 13	Springfield
Wed., Feb. 17	Hershey
Fri., Feb. 19	Binghamton
Sun., Feb. 21	Baltimore
Sun., Feb. 28	Newmarket
Fri., Mar. 4	Springfield
Fri., Mar. 11	Baltimore
Sat., Mar. 12	Adirondack
Fri., Mar. 18	New Haven
Sun., Mar. 20	Newmarket
Fri., Apr. 1	Newmarket
Sat., Apr. 2	Utica

Starting Times: Wednesday, Friday and Saturday games: 7:35 p.m.
 Sunday games (except for Jan. 31 and Mar. 6): 7:05 p.m.
 Jan. 31 and Mar. 6: 2:05 p.m.

Equal Opportunity Lender

le



7

FRI	SAT
	7 EDMH.
	14
	21
	28

For high scoring,
it's the Sabres...

For high interest,
it's Goldome.

FRI	SAT
	2 TOR
	9
	16 BOS.
	23
	30 WASH.

FRI	SAT
	5
	12 CALC.
	19 BOS.
	26

Away
Games

7:35 p.m.
in Jan. 31



Member FDIC
Equal Opportunity Lender

