

GENERATIONEXT™



© 1997 Pepsi-Cola Company. All rights reserved. PEPSI, GENERATIONEXT, and the Pepsi Globe are trademarks of PepsiCo, Inc.

**1997-98 YEARBOOK**  
**BUFFALO**  
**SABRES**  
1996-97 Northeast Division Champions







Back Check



Fore Check



Quality Checkd®



Hip Check



Body Check



Bounced Check



Quality Checkd®



A Crushing Check



Missed His Check



Quality Checkd®



**Wendt's Dairy**

DIVISION OF NIAGARA MILK COOPERATIVE INC.

Serving the Niagara Frontier with the finest Dairy Foods for over 50 years

PHONE 283-8741 692-6543



## TABLE OF CONTENTS

### Section

### Pages

<i>The Front Office</i> .....	<b>10</b>
<i>The Players</i> .....	<b>31</b>
<i>The Season Past</i> .....	<b>106</b>
<i>Statistics and Records</i> .....	<b>157</b>
<i>The Playoffs</i> .....	<b>211</b>
<i>Rochester Americans</i> .....	<b>231</b>
<i>Buffalo Bisons Hockey</i> .....	<b>240</b>



Buffalo Sabres  
 Marine Midland Arena  
 One Seymour H. Knox III Plaza  
 Buffalo, NY 14203  
 (716) 855-4100  
<http://www.sabres.com>

Editors: Bruce Wawrzyniak and Gil Chorbajian  
 Editorial Services and Publication Design:  
 Michael E. Wuerch, Darlene Duffie  
 Special Thanks: Greg Newman and Cltris Colleary  
 Photography: Bill Wippert, Harry Scull, Jr.



## BOARD OF DIRECTORS

Chairman of the Board  
 Northrup R. Knox  
 Vice-Chairman of the Board and Counsel  
 Robert O. Swados  
 Vice-Chairman of the Board  
 Robert E. Rich, Jr.  
 Chairman of the Executive Committee  
 John J. Rigas  
 Treasurer  
 Joseph T.J. Slemart  
 Board of Directors -  
 Niagara Frontier Hockey L.P.  
 (includes above listed officers)  
 Edwin C. Andrews, Peter C. Andrews, William C. Cox III, John B. Fisher, George T. Gregory, John E. Houghton, Seymour H. Knox IV, Michael J. Rigas, Timothy J. Rigas, Richard W. Rupp, Howard T. Saperston, Jr., Paul A. Schoellkopf, George Strawbridge, Jr., William H. Weeks

## EXECUTIVE DEPARTMENT

President/Chief Executive Officer  
 Lawrence Quinn  
 Executive Vice-President/  
 Sports & Arena Operations  
 Daniel J. DiPofi  
 Senior Vice-President/  
 Legal and Business Affairs  
 Kevin Billet  
 Vice-President/Finance  
 John Culmore  
 Vice-President/Corporate  
 Relations  
 Seymour H. Knox, IV  
 Vice-President/Marketing  
 Christy Peterson  
 Vice-President/Ticket Sales  
 and Operations  
 John Sinclair  
 Assistant to the President  
 Chris Schoepflin  
 Special Consultant to the  
 President  
 Joe Crozier  
 Executive Assistants  
 Elaine Burzynski, Debbie Driscoll,  
 Toni Adick, Eleanor MacKenzie

## HOCKEY DEPARTMENT

General Manager  
 Darcy Regier  
 Assistant to the General  
 Manager  
 Larry Curriere  
 Director of Player Personnel  
 Don Luce  
 Director of Team Operations  
 Jeff Holbrook  
 Director of Scouting  
 Jack Bowman  
 Professional Scout  
 Terry Martin  
 Scouting Staff  
 Don Barrie, Jim Benning, Paul  
 Merritt, Mike Racicot, Rudy Migay,  
 David Volek  
 Head Coach  
 Lindsey Ruff  
 Associate Coach  
 Don Lever  
 Assistant Coach  
 Mike Ranusey  
 Strength & Conditioning Coach  
 Doug McKenney  
 Administrative Assistant Coach  
 Jon Christiano  
 Goalender Consultant  
 Mitch Korn  
 Head Trainer/  
 Massage Therapist  
 Jim Pizzutelli  
 Physical Therapist  
 Joe Acquino

Equipment Manager  
 Rip Simonick  
 Assistant Equipment Manager  
 George Babcock  
 Administrative Assistant  
 Cindy Blais  
 Team Travel Coordinator  
 Verma Wojcik

## MEDICAL

Club Doctor  
 John L. Butsch, M.D.  
 Orthopedic Consultant  
 John Marzo, M.D.  
 Club Dentist  
 Daniel Vustin, DDS, M.S.  
 Oral Surgeon  
 Steven Jensen, DDS  
 Team Psychologists  
 Max Offenberger, Ph.D. &  
 Dan Smith, Ph.D.

## ADMINISTRATION

Human Resources Coordinator  
 Vanessa Barrous  
 Management Information  
 Systems Manager  
 Ken Bass  
 Distribution Manager  
 Gerry Magill  
 Receptionists  
 Olive Anticola, Evelyn Battleson

## BROADCAST PRODUCTION

Director of Broadcasting  
 Joe Guarnieri  
 Broadcast Coordinator  
 Lisa Tzetzo  
 Editor/Technical Director  
 Eric Grossman  
 Producer  
 Lowell MacDonald  
 Feature Producer/Avid Editor  
 Martin McCreary  
 Director  
 Phil Mollica  
 Senior Commercial  
 Producer/Editor  
 Joe Pinter  
 Broadcast Team:  
 Rick Jermolret (play-by-play)  
 Jim Loreits (color commentary)  
 Danny Gare (reporter)

## COMMUNICATIONS

Director of Communications  
 Mike Gilbert  
 Media Relations Director  
 Gil Chorbajian  
 Director of Community  
 Relations  
 Ken Martin, Jr.  
 Community Relations  
 Coordinator  
 Deidre Daniels  
 Director of Alumni Relations  
 Larry Playfair  
 Corporate and Community  
 Relations Liaison  
 Gilbert Perreault  
 Team Photographer  
 Bill Wipperfurth

## EMPIRE SPORTS SALES

Director of Corporate Sales  
 Dan Rozanski  
 National Sales Manager  
 Nick DiVico  
 Senior Account Managers  
 Steve Cuccia, Jim DiMino  
 Vendor Programs Manager  
 Jim Harrington  
 Account Managers  
 Kathleen Kane, Matt Schobert  
 Sales Support  
 Account Executive  
 Len Syner  
 Traffic Coordinators  
 Corinne Moyer, Terese Schmidle  
 Administrative Assistant  
 Stephanie LeMaitre

## FINANCE

Controller  
 Chuck LaMottina  
 Financial Analyst  
 Elizabeth McParland  
 Accounting Manager -  
 Buffalo Sabres  
 Chris Ionsitz  
 Accounting Manager -  
 Marine Midland Arena  
 Scott Palma  
 Payroll Manager  
 David Hinesel  
 Finance Assistant  
 Mary Jones  
 Finance Assistant  
 Sally Lippert  
 Staff Accountant  
 Dave Eisenreid

## LEGAL

Associate Counsel  
 Richard Mangel

## MARKETING

Director of Promotions &  
 Advertising  
 Tanya Isherwood  
 Director of Game Presentation  
 and Special Events  
 Kathy Manley  
 Promotions & Advertising  
 Coordinator  
 Tina Doster  
 Game Presentation Coordinator  
 Mark Mashiatla  
 Game Presentation/Matrix  
 Coordinator  
 Dawn Reed

## TICKET SALES & OPERATIONS

Director of Ticket Sales  
 Gary Robinsonitz  
 Director of Canadian Marketing  
 Steve Katzman  
 Assistant Director of Group  
 and Retail Promotions  
 Nick Turano  
 Season & Group Account  
 Representatives  
 Dan Carmel, Dave Forman, Jr.,  
 Mike Jones, Grant Weber  
 Sales Associate  
 Todd Longdon  
 Account Services Manager  
 Rose Thompson  
 Account Manager Lacrosse  
 and Amateur Sports  
 Roxanne Anderson, Damien  
 Chaimon, Gretchen Huzinec  
 Box Office Manager  
 Mike Tout  
 Assistant Box Office Manager  
 Christopher Makowski  
 Group Sales Coordinator  
 Paul Barker  
 Ticket Administrators  
 Lisa Jacobs, Marty Maloney,  
 Cindy Reuther, Elaine Trolo,  
 Andrea Giambra  
 Cash & Settlement  
 Administrator  
 Jennifer Glowny

## MERCHANDISE

Director of Merchandise  
 Julie Regan  
 Merchandise Manager  
 Mike Kaminska  
 Store Manager  
 Tommy Pretoriti  
 Inventory Control Manager  
 Glenn Barker  
 Administrative Assistant  
 Brenda Hawkins  
**MARINE MIDLAND ARENA**  
 Director of Facilities  
 Management  
 Stan Makowski  
 Director of Operations  
 Sam Aceti

## Event Bookings & Promotion

Manager  
 Jennifer Stich  
 Event Managers  
 Matt Robinsonitz, John Faso  
 Assistant Event Manager  
 Scott Lasker  
 Telecommunications Director  
 Al Weissman  
 Communications Technician  
 Mike Queno  
 Chief Engineer  
 Barry Becker  
 Assistant Chief Engineer  
 Brian Drabek  
 Engineers  
 John Blake, Patrick Neeldham  
 Maintenance Supervisor  
 Bill Graf  
 Maintenance Crew  
 Scott Drabek, Chris Harszlok,  
 Bob Henswood  
 Utility Crew Manager  
 Bud Ridding  
 Utility Crew  
 John Edwards, Dennis Hooper,  
 Mike Kafets, Rick Laracurite,  
 Charles Mims, Ron Prior,  
 Maurice Perry, James Williams,  
 Herbert Winfield  
 Cleaning Supervisor  
 Brian Hall  
 Cleaning Crew  
 Terry Christian, Elijah Ingram,  
 Kullallah Ingram  
 Security Officers  
 Duane Bartels, Bob Berlinghoff,  
 Lonnie Davis, Mary Forster,  
 Torrance Moore, Damien Walker  
 Administrative Assistants  
 Pat Chimera, Tracey Gilbert  
 Director of Suite Sales &  
 Special Services  
 Mark Stone  
 Suite Services Manager  
 Sue Smith  
 Coordinator of Suite Services  
 Emily Eberhardt  
 Director of Lacrosse and  
 Amateur Athletics  
 Kurt Silcott  
 Assistant Manager Lacrosse  
 and Amateur Sports  
 Joe Baldini  
 Assistant Manager Lacrosse  
 and Amateur Sports  
 Chris Colary  
 Administrative Assistant  
 Donna Webb

## GENERAL INFORMATION

Telephone/Executive Offices  
 (716) 855-4100  
 Ticket Orders/Information  
 (716) 858-0800  
 Merchandise  
 (716) 855-1140  
 Sabres Hotline  
 (716) 855-4125  
 Home Ice/Executive Offices  
 Marine Midland Arena  
 Capacity including Luxury  
 Suites  
 18,595  
 Dimensions of Rink  
 200 feet by 85 feet  
 Location of Press Box  
 South side (S. Park Street) of  
 building (above sections 318-322).  
 Practice Site  
 Buffalo State University  
 Team Colors  
 Black, White, Red, Grey, and Silver  
 TV Station  
 Empire Sports Network  
 Radio Flagship Station  
 WHTZ FM 101.1  
 AHL Affiliate  
 Rochester Americans

Requests for information should be directed to the Sabres' Public Relations Department, Buffalo Sabres, Marine Midland Arena, One Seymour H. Knox, III Plaza, Buffalo, NY 14203. The phone number is (716) 855-4100. Fax transmissions can be sent to (716) 855-4110.

Season passes are available only to those media members who cover the team on a regular basis. Those who need media credentials for an individual game should contact Mike Gilbert (855-4526) or Gil Chorbajian (855-4588) by 5 p.m. the day before a game, and by 5 p.m. on Friday before a Sunday game. Requests for individual game seating may be asked to be provided on your media outlet's letterhead (via fax). Furthermore, free-lance photographers will be admitted on an assignment-only basis, which must come from the photo editor. Press box seats are filled on a space-available basis.

The media entrance to Marine Midland Arena is located at the plaza area on the east (Illinois Street) side of the building, aligned with the middle of the parking ramp.

All requests for pre-game live shots should be coordinated through a member of the PR dept. and Director of Broadcasting Joe Guarnieri (855-4474) to assure location and transmission. Intermission interviews must be given to the public relations department by the pre-game skate that morning.

The Sabres' press lounge opens two hours before game time. Also serving as the "media work room", it can be reached by turning right upon entering the building at the above mentioned entrance.

Press credentials can be picked up before 5:00 p.m. on game days from the public relations department. From 5:00 on, the passes will be at the media entrance described above.

To reach the press box, return back toward (and just past) the security office/media entrance and ride the freight elevator to the top/ "press" (P) level.

Credentials should be displayed for admission to the press box, press lounge/work room, and dressing room areas. YOUR COOPERATION IS APPRECIATED IN MAINTAINING A WORKING ATMOSPHERE IN THE LOCKER ROOM(S). ABSOLUTELY NO AUTOGRAPH REQUESTS. VIOLATORS WILL BE ASKED TO LEAVE.

Please note that smoking is prohibited not only in both the press lounge/work room and the press box, but in the whole arena.

There are electrical outlets and phone jacks at all seats in the press box, but phone lines are not active unless arrangements are made by calling Al Weissman at 855-4481. Please keep in mind that there is a minimum number of phones in the press box for use by visiting media as well as two pay phones.

Practices which cannot be held at Marine Midland Arena, will take place at Buffalo State University. Practices are open to the media, and reporters should contact the public relations department to verify times.

## DIRECTIONS TO MARINE MIDLAND ARENA

Marine Midland Arena is on Buffalo's waterfront at the end of Washington Street. It is bordered by Main and Illinois Streets and South Park Avenue. Visitors to the city can come to the arena by traveling on Interstate 190 and using the Elm Street exit. Take a left on Swan Street, then take a left on Washington Street. There are several parking lots in that area. For more detailed information, contact the Sabres at (716) 855-4100.

## DIRECTIONS TO BUFFALO STATE SPORTS ARENA

(coming from Greater Buffalo International Airport)

Turn right out of airport onto Genesee Street (stay in right hand lane). Go to Dick Road and turn right (get immediately into left hand lane). First left is entrance to Kensington Expressway (33 West). Take Kensington for approximately ten minutes and follow exit signs for 198 West (Scajaquada Expressway). Continue on 198 to the second Buffalo State College exit, marked Grant Street. At the end of the ramp, take a left at the traffic light (Grant St.); next turn left onto Letchworth St., and then turn left again at the stop sign (Reese St.). The Sports Arena will be on your right.





# SEASON SCHEDULE

## BUFFALO SABRES 1997-1998 REGULAR SEASON

**SEPTEMBER**

S	M	T	W	T	F	S
	1	2	3	4	5	6
7	8	9	10	11	12	13
14	15	16	17	18	19	20
21	22	23	24	25	26	27
28	29	30	31			

**OCTOBER**

S	M	T	W	T	F	S
			1	2	3	4
5	6	7	8	9	10	11
12	13	14	15	16	17	18
19	20	21	22	23	24	25
26	27	28	29	30	31	

**NOVEMBER**

S	M	T	W	T	F	S
						1
2	3	4	5	6	7	8
9	10	11	12	13	14	15
16	17	18	19	20	21	22
23	24	25	26	27	28	29
30						

**DECEMBER**

S	M	T	W	T	F	S
	1	2	3	4	5	6
7	8	9	10	11	12	13
14	15	16	17	18	19	20
21	22	23	24	25	26	27
28	29	30	31			

**JANUARY**

S	M	T	W	T	F	S
						1
2	3	4	5	6	7	8
9	10	11	12	13	14	15
16	17	18	19	20	21	22
23	24	25	26	27	28	29
30	31					

**FEBRUARY**

S	M	T	W	T	F	S
						1
2	3	4	5	6	7	8
9	10	11	12	13	14	15
16	17	18	19	20	21	22
23	24	25	26	27	28	29
30						

**MARCH**

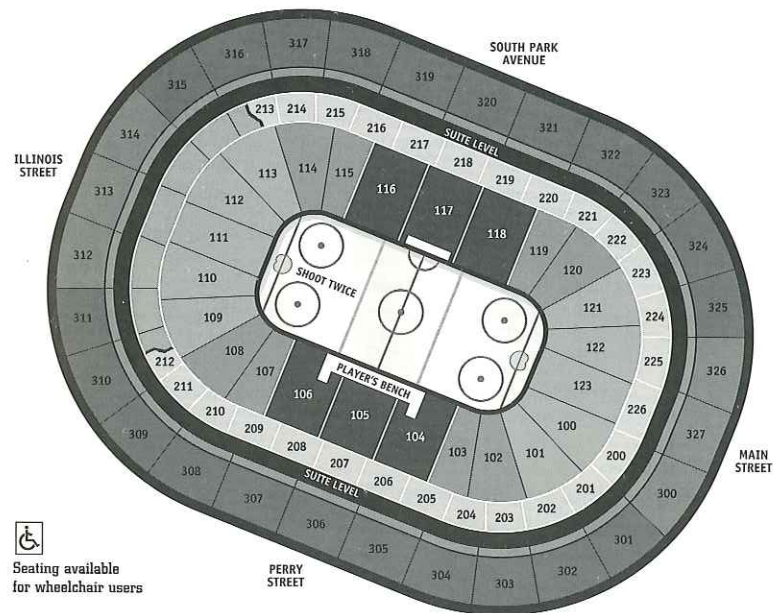
S	M	T	W	T	F	S
1	2	3	4	5	6	7
8	9	10	11	12	13	14
15	16	17	18	19	20	21
22	23	24	25	26	27	28
29	30	31				

**APRIL**

S	M	T	W	T	F	S
						1
2	3	4	5	6	7	8
9	10	11	12	13	14	15
16	17	18	19	20	21	22
23	24	25	26	27	28	29
30						

HOME GAMES     AWAY GAMES

# MARINE MIDLAND ARENA SEATING



PRICE LEVEL	SECTION/ROWS	WINDOW PRICE PER TICKET
200 Club	200 to 226	\$65
Preferred Seating	104 to 106, 116 to 118 Rows 1 to 22	\$57
100-II	102, 103, 107, 108, 114, 115, 119, 120 Rows 1 to 22	\$47
100-III	100, 101, 121 to 123 Rows 1 to 22 109 to 113 Rows 1 to 31	\$38
300-I	300 to 327 Rows 1, 2	\$29
300-II	301 to 311, 315 to 325 Rows 3 to 14	\$24
300-III	300, 312 to 314, 326, 327 Rows 3 to 14	\$18





# MARINE MIDLAND ARENA

**Address:** One Seymour H. Knox III Plaza, Buffalo, NY 14203

**Location:** At the foot of Main St. and South Park Ave. on the Buffalo waterfront, diagonally behind Memorial Auditorium.

**Ceremonial Groundbreaking:** November 4, 1994

**Gala Grand Opening Event:** September 27, 1996: An evening of entertainment featuring appearances by (but not limited to): Doc Severinsen and the Buffalo Philharmonic Orchestra, figure skater Brian Boitano, aerialists, singer Ani DiFranco, and members of the Sabres, Bandits, and Blizzard.

**First Hockey Game:** September 21, 1996: preseason game vs. Toronto Maple Leafs (3-1 Buffalo win; first goal by the Sabres' Brian Holzinger at 5:24 of the first period on Toronto goalie Don Beaupre).

**First Regular Season Hockey Game:** October 12, 1996 vs. Detroit Red Wings (6-1 win by Detroit; first regular season goal in MMA by the Wings' Vyacheslav Kozlov at 15:41 of the first period on Buffalo's Dominik Hasek; first Buffalo regular season goal in MMA by Michael Peca at 5:24 of third period on Detroit goaltender Mike Vernon).

**Seating capacity:** 18,595 for hockey, lacrosse, and soccer  
21,000 for basketball  
21,500 for concerts  
(building size - 700,000 square feet)

**Cost:** \$127.5 million (\$72 million from private sources and \$55 million from the combined resources of New York State, Erie County, and the City of Buffalo)

#### Project Architects:

- Ellerbe Becket
- Bergmann•Espacio/Hamilton Houston Lownie
- Flynn Battaglia Architects
- Buffalo Office Interiors/Hovey-Nardini Architects
- Gordon Architects/Planners

#### Features:

- \* 1,100 space attached parking garage.
- \* Four seating levels, including club level seats located one level below the suites. These seats have direct access to weather-protected parking garage, concierge and in-seat food & beverage service.
- \* 80 mid-level suites, featuring all the club seat amenities plus private restrooms. Suites seat 12 but can hold up to 18.
- \* The Harbour Club possesses extensive banquet facilities (including seating for 800) while offering views of both the arena floor and the Buffalo waterfront. The Club is located on both the 100 and 200 levels, with formal and casual dining at the two locations respectively.
- \* Eight-sided jumbotron scoreboard with video and instant replay capabilities on four sides, and message/graphic capabilities on four sides.
- \* Food courts
- \* Sabres team store - at 5,000 square feet, it is one of the largest in-arena merchandise stores in the NHL.
- \* Pepsi Headlines sports bar - includes displays and other features telling the history of amateur and professional sports in Buffalo.
- \* Pavilion - The 330' long by 65' high glass-enclosed structure serves as the major entrance/exit for the arena.

In addition to the Sabres, the Buffalo Bandits (National Lacrosse League), Buffalo Blizzard (National Professional Soccer League), and the Buffalo Wings (Roller Hockey International) play their home games at Marine Midland Arena. The arena also hosts the M&T Big Four College Basketball Series, the 1997, '99, and 2001 MAAC Tournaments, the 2000 NCAA Men's Basketball Tournament first and second rounds, and the 2003 NCAA Men's Ice Hockey Final Four. Marine Midland Arena was also announced in May of 1997 as the site to host the 1998 National Hockey League Entry Draft (on June 27). The NHL had also brought a marquee event, the Lester Patrick Awards dinner, to MMA on April 3, 1997, marking just the second time in history that the event had been held outside of New York City.

Over the first nine months of operation alone, Marine Midland Arena drew close to 1.7 million people (over 800,000 for Sabres regular and post-season games, over 100,000 for Bandits regular and post-season games, over 150,000 for Blizzard regular and post-season games, over 8,000 for Wings games, and almost 600,000 for other arena events).

# BOARD OF DIRECTORS



#### Northrup R. Knox - Chairman of the Board

Mr. Knox has been a principal member in the Sabres ownership since the inception of the franchise in 1970. A former President of the team, he now serves in the role of Chairman of the Board for the organization. He is also involved in many other community endeavors, including: The Seymour H. Knox Foundation, Inc., The Buffalo Fine Arts Academy, and University at Buffalo Foundation, Inc. Northrup, and his brother, Seymour H. Knox, III, were inducted into the Sabres Hall of Fame on March 22, 1996.



#### Robert O. Swados - Vice Chairman of the Board and Counsel

Mr. Swados has been involved in the legal, financial, and management aspects of professional hockey clubs in both the National Hockey League and American Hockey League since 1965. He served in the distinguished role of Secretary of the NHL's Board of Governors from 1976-1992. Counsel to the Buffalo law firm of Cohen Swados Wright Hanifin Bradford & Brett, he has authored numerous articles published in law journals on the business of sports franchises. He was inducted into the Sabres Hall of Fame on May 1, 1995.



#### Robert E. Rich, Jr. - Vice Chairman of the Board

Mr. Rich's background combines a unique blend of business and sports expertise, which he employs as the President of both the Rich Products Corporation and the International League's Buffalo Bisons baseball club. He is a board member of several other local and national organizations, including: Marine Midland Bank, the Police Athletic League, Partners for a Drug Free New York State, and Wilson Greatbatch.



#### John J. Rigas - Chairman of the Executive Committee

An owner and operator of cable television systems since 1952, Mr. Rigas is the founder, Chairman, President, and Chief Executive Officer of Adelpia Communications Corporation. He lends his knowledge of business to a variety of organizations, serving on the Board of Directors of such entities as the Charles Cole Memorial Hospital and Citizens Bancorp., Inc., where he is Chairman of the Board. Mr. Rigas is also a trustee of St. Bonaventure University.

#### Partnership Board

Edwin C. Andrews	John E. Houghton	Howard T. Saperston, Jr.
Peter C. Andrews	Seymour H. Knox IV	Paul A. Schoellkopf
William C. Cox III	Michael J. Rigas	Joseph T.J. Stewart
John B. Fisher	Timothy J. Rigas	George Strawbridge, Jr.
George T. Gregory	Richard W. Rupp	William H. Weeks





# The Front Office



# President/Chief Executive Officer

## LAWRENCE QUINN



Lawrence Quinn begins his first full season as President/CEO of the Sabres and Marine Midland Arena after taking over the position November 1, 1996.

On the hockey side, the Sabres enjoyed 18 sellouts during the 1996-97 regular season (seven more in the playoffs), and established a franchise record attendance figure of 693,379. An adjustment in the price structure by Quinn, in addition to a renewed emphasis on marketing in Southern Ontario, were both factors in helping the team reach this mark.

At the end of the season, Quinn sought a new direction for the hockey department in the form of General Manager Darcy Regier, a former assistant GM with the New York Islanders. Current Florida Panthers President Bill Torrey, who worked several years with Regier at the Islanders, said of the move, "I'll be very surprised if he's not successful."

Quinn also played a pivotal role in the acquisition of the following events for Marine Midland Arena: the 1997, 1999, and 2001 men's and women's MAAC basketball tournaments; the first and second rounds of the NCAA men's basketball tournament in 2000; and the 2003 NCAA Men's Ice Hockey Final Four.

Following his graduation from Notre Dame, Quinn returned to Buffalo and became the city's Director of Community Development at the age of 24. By 27, he had risen to the post of Commissioner of Economic Development, marking the youngest commissioner in Buffalo history.

Quinn's success helped him catch the eye of developers in Cleveland and New York where he subsequently went to help with other building projects. The lure of his hometown was too much however, and he returned in 1992 when the Sabres hired him to spearhead their plans for a new arena. Quinn's expertise in the field was critical in seeing the arena completed on time and under budget. The success prompted one local writer to say, "Buffalo could use 50 Larry Quinns."

Larry and his wife, Vivian, have two children: Matt and Molly. They reside in Buffalo.

## EXECUTIVE DEPARTMENT



**Daniel J. DiPofi**  
Executive Vice-President/  
Sports & Arena Operations



**Kevin Billet**  
Senior Vice-President/  
Legal and Business Affairs



**John Cudmore**  
Vice-President/Finance



**Seymour H. Knox IV**  
Vice-President/Corporate  
Relations



**Christye Peterson**  
Vice-President/Marketing



**John Sinclair**  
Vice-President/Ticket Sales  
and Operations





# General Manager

## DARCY REGIER



Darcy Regier enters in 1997-98 his "rookie season" in the NHL — as a general manager, that is. He certainly, however, is no stranger to the "Coolest Game on Earth".

A Sabres executive as of June 11, 1997, Regier played parts of three NHL seasons and worked with two teams over the course of his years from his retirement from his days as a defenseman until his appointment this past off-season as Buffalo's General Manager. His last active year in the NHL - 1983-84 - was the rookie season of New York Islanders' teammate Pat LaFontaine.

Prior to his now third team, the Sabres, the 40-year old served in roles with the Islanders as: Director of Hockey Administration, Assistant Coach, and Assistant General Manager. While on Long Island he oversaw the club's amateur development, and their International Hockey League affiliate won back-to-back championships (Denver Grizzlies in 1994-95 and then, after moving to Salt Lake City, the Utah Grizzlies in '95-'96). Legendary Islanders' coach Al Arbour, along with Bill Torrey, who served in roles as General Manager, President, Chairman of the Board, and Consultant with New York, were significant contributors to Regier's career as a hockey administrator. Regier also was an assistant coach with the Hartford Whalers in 1991-92.

Born in Swift Current, Saskatchewan, he was the fifth choice (77th overall) of the California Golden Seals in the 1976 Amateur Draft. Within just two years Regier had his first taste of success, as his Fort Worth team captured the Colonial Hockey League championship (1978). The winning didn't stop there though. Four years later it was another championship, this time with Indianapolis (IHL). They would repeat as champions the next year as well. Along the way Regier was a First Team All-Star (1982). It was there in Indianapolis that he would become associated with one of the people he considers an influence on his hockey life, current Detroit Red Wings Senior Vice President/Hockey Operations Jim Devellano, who was the General Manager of Indianapolis. One example of Regier's well-roundedness can be seen in his involvement following his playing days in the early setup of the Professional Hockey Players' Association.

Regier has already started shaping the Sabres. He hired Lindy Ruff as Head Coach on July 21, 1997, and worked jointly with him in forming the coaching team (Mike Ramsey was hired as Assistant Coach and Don Lever was promoted to Associate Coach), including Brian McCutcheon, Head Coach of Buffalo's American Hockey League affiliate, the Rochester Americans.

Darcy and his wife Katherine have three sons: Jonathan (age 16), Justin (12), and Jarrett (4).

### REGIER'S PLAYING RECORD

Season	Team	League	REGULAR SEASON					PLAYOFFS						
			GP	G	A	PTS	PIM	GP	G	A	PTS	PIM		
1975-76	Lethbridge.....	WHL	53	5	22	27	125	—	—	—	—	—	—	—
1976-77	Salt Lake.....	CHL	68	5	22	27	123	—	—	—	—	—	—	—
1977-78	Cleveland.....	NHL	15	0	1	1	28	—	—	—	—	—	—	—
	Phoenix.....	CHL	16	0	5	5	43	—	—	—	—	—	—	—
1978-79	Binghamton.....	AHL	5	0	1	1	2	—	—	—	—	—	—	—
	Fort Worth.....	CHL	38	2	6	8	37	14	2	6	8	24	—	—
1979-80	Fort Worth.....	CHL	59	1	15	16	98	5	0	1	1	2	—	—
1979-80	Indianapolis.....	CHL	79	0	18	18	52	7	0	1	1	20	—	—
1980-81	Indianapolis.....	CHL	76	2	18	20	77	5	0	1	1	27	—	—
1981-82	Indianapolis.....	CHL	80	4	17	21	98	13	1	4	5	20	—	—
1982-83	N.Y. Islanders.....	NHL	6	0	0	0	7	—	—	—	—	—	—	—
	Indianapolis.....	CHL	74	3	28	31	102	11	0	4	4	21	—	—
1983-84	N.Y. Islanders.....	NHL	5	0	1	1	0	—	—	—	—	—	—	—
	Indianapolis.....	CHL	68	4	12	16	112	10	1	1	2	13	—	—
NHL TOTALS			26	0	2	2	35	—	—	—	—	—	—	—

# ASSISTANT TO THE GENERAL MANAGER

## LARRY CARRIERE



Known as "The Hawk" during his playing days in Buffalo, Larry Carriere returns for his fifth season in the Sabres front office in the position of Assistant to the General Manager. Larry works in a variety of roles, but his primary responsibilities are overseeing hockey administrative tasks, minor league contracts, and professional player needs. He put that background to good use last summer when he served as interim Sabres General Manager for a period of time following the 1996-97 season.

Carriere works closely with developing Sabres players assigned to the American Hockey League affiliate Rochester Americans. In 1995-96, the Amerks team led by current Sabres Brian Holzinger, Dixon Ward, and Steve Shields won the Calder Cup. Carriere also serves as the Sabres representative on the American Hockey League Board of Governors.

The team's second round draft choice in 1972, Carriere played 206 games over two stints with the Sabres during his seven-year NHL career. More recently, he served as a scout for the Sabres in the Quebec region for the eight years prior to his August '93 appointment to Director of Player Evaluation. His title was changed on September 11, 1995 to that which he currently holds.

Carriere's playing days with Buffalo ranged from the 1972-73 season through and including the 1974-75 campaign and the Sabres' appearance in the Stanley Cup Finals. Prior to the opening of the next season, Carriere was dealt to the Atlanta Flames and would go on to also play with Vancouver and Los Angeles before returning to Buffalo during the 1977-78 season.

Carriere graduated from Loyola College in Montreal with a Bachelor of Commerce degree, with a major in Business Administration. He has also studied management at the University of Michigan. Larry and his wife Suzanne live in Williamsville with their two children, Nicholas and Stephanie.

### CARRIERE'S PLAYING CAREER

Season	Team	League	REGULAR SEASON					PLAYOFFS					
			GP	G	A	PTS	PIM	GP	G	A	PTS	PIM	
1969-70	Loyola Univ.....	QUAA	32	10	34	44	—	—	—	—	—	—	—
1970-71	Loyola Univ.....	QUAA	27	8	24	32	72	—	—	—	—	—	—
1971-72	Loyola Univ.....	QUAA	32	20	29	49	69	—	—	—	—	—	—
1972-73	Buffalo.....	NHL	40	2	8	10	52	6	0	1	1	8	—
	Cincinnati.....	AHL	30	7	11	18	54	—	—	—	—	—	—
1973-74	Buffalo.....	NHL	77	6	24	30	103	—	—	—	—	—	—
1974-75	Buffalo.....	NHL	80	1	11	12	111	17	0	2	2	32	—
1975-76	Atlanta.....	NHL	75	4	15	19	96	2	0	0	0	2	—
1976-77	Atlanta.....	NHL	25	2	3	5	16	—	—	—	—	—	—
1977-78	Vancouver.....	NHL	7	0	3	3	11	—	—	—	—	—	—
	Los Angeles.....	NHL	2	0	0	0	0	—	—	—	—	—	—
1979-80	Buffalo.....	NHL	9	0	0	0	18	—	—	—	—	—	—
	Springfield.....	AHL	40	2	14	16	33	—	—	—	—	—	—
1979-80	Tulsa.....	CHL	6	0	1	1	12	—	—	—	—	—	—
	Toronto.....	NHL	2	0	1	1	0	2	0	0	0	0	—
NHL TOTALS			416	17	83	100	512	27	0	3	3	42	—
TOTALS AS A SABRE			206	9	43	52	284	23	0	3	3	40	—

## Sabre Fact

Birthdates for some of the members of the Sabres' hockey department:

Darcy Regier: November 27, 1956  
 Larry Carriere: January 30, 1952  
 Don Luce: October 2, 1948  
 Terry Martin: October 25, 1955

Lindy Ruff: February 17, 1960  
 Mike Ramsey: December 3, 1960  
 Don Lever: November 14, 1952  
 Brian McCutcheon: August 3, 1949



## DIRECTOR OF PLAYER PERSONNEL



### DON LUCE

Don Luce enters his eleventh season as the Buffalo Sabres Director of Player Personnel, where he oversees the team's eight person scouting staff. Together they search Canadian junior leagues, American high schools and colleges, and European leagues in search of promising young players. The reach of their scouting was evidenced last June when the team used its first three picks on players from Finland (Mika Noronen), Sweden (Henrik Tallinder), and Russia (Maxim Afinogenov) respectively.

Last March, Luce and his staff received acknowledgment of their strong work when *The Hockey News* ranked the Sabres as having the second best group of prospects in the entire NHL. Included in this group was 1996 No. 1 pick (seventh overall) Erik Rasmussen who was rated the third best NHL-affiliated prospect. Rasmussen joined fellow Sabre prospects Cory Sarich (1996 2nd round) and Martin Biron (1995 1st round) as participants in the 1997 World Junior Championships — the annual hockey showcase of amateur talent.

A member of the Buffalo Sabres Hall of Fame, Luce became a Sabre as part of a trade with Detroit for Joe Daley in 1971. As a result, he was on the 1974-75 Sabres team, the only appearance in the Stanley Cup Finals in club history. That season, he also achieved an incredible +61 to lead the squad's plus/minus rankings, a mark that is still a team record. He spent almost 10 full seasons of his NHL career with Buffalo and ranked with Craig Ramsay as two of the league's best penalty-killers throughout the 1970's.

Don also holds the record for short-handed goals in one season by one Sabre player (eight in 1974-75). In addition, he still ranks in the top 10 with Buffalo in eight career leaders categories. When Sabres' captain Pat LaFontaine won the Masterton Trophy following the 1994-95 season, he became only the second Sabre ever to win the award, Luce having done it first in 1975.

After a trade to Los Angeles, Luce went on to play for Toronto when he retired in the 1981-82 season. He rejoined the Sabres' organization in 1984, and worked on special assignments and American scouting. In 1985-86, Don was an assistant coach. He took on his current role in 1987. One of his major accomplishments was his instrumental role in bringing Alexander Mogilny to America in 1989.

As a result of his many achievements on and off the ice, Don was honored with induction into the Greater Buffalo Sports Hall of Fame in September 1997. He and his wife Diane, along with children Scott, Kim, Kelly, and Kristin live in Williamsville.

### LUCE'S PLAYING CAREER

Season	Team	League	REGULAR SEASON					PLAYOFFS				
			GP	G	A	PTS	PIM	GP	G	A	PTS	PIM
1968-69	Omaha.....	CHL	72	22	34	56	56	7	3	4	7	11
1969-70	Omaha.....	CHL	64	22	35	57	82	2	1	2	3	4
	N.Y. Rangers.....	NHL	12	1	2	3	8	5	0	1	1	4
1970-71	N.Y. Rangers.....	NHL	9	0	1	1	0	—	—	—	—	—
	Detroit.....	NHL	58	3	11	14	18	—	—	—	—	—
1971-72	Buffalo.....	NHL	78	11	8	19	38	—	—	—	—	—
1972-73	Buffalo.....	NHL	78	18	25	43	32	6	1	1	2	2
1973-74	Buffalo.....	NHL	75	26	30	56	44	—	—	—	—	—
1974-75	Buffalo.....	NHL	80	33	43	76	45	16	5	8	13	19
1975-76	Buffalo.....	NHL	77	21	49	70	42	9	4	3	7	6
1976-77	Buffalo.....	NHL	80	26	43	69	16	6	3	1	4	2
1977-78	Buffalo.....	NHL	78	26	35	61	24	8	0	2	2	6
1978-79	Buffalo.....	NHL	79	26	35	61	14	3	1	1	2	0
1979-80	Buffalo.....	NHL	80	14	29	43	30	14	3	3	6	11
1980-81	Buffalo.....	NHL	61	15	13	28	19	—	—	—	—	—
	Los Angeles.....	NHL	10	1	0	1	2	4	0	2	2	2
1981-82	Toronto.....	NHL	39	4	4	8	32	—	—	—	—	—
NHL TOTALS			894	225	328	553	364	71	17	22	39	52
TOTALS AS A SABRE			766	216	310	526	304	62	17	19	36	46

## ALL-TIME COACHING RECORDS

Coach	Games	Won-Lost-Tied	Pct.
Floyd Smith - 5/74 to 5/77	241	143 - 62 - 36	.668
Roger Neilson - 10/80 to 5/81	80	39 - 20 - 21	.618
Marcel Pronovost - 10/77 to 12/78	104	52 - 29 - 23	.611
Scott Bowman - 6/79 to 5/80, 10/81 to 12/81, 3/82 to 5/85, 1/86 to 11/86	404	210 - 134 - 60	.594
Billy Inglis - 12/78 to 6/79	56	28 - 18 - 10	.589
Jim Roberts - 12/81 to 3/82	45	21 - 16 - 8	.555
Rick Dudley - 10/89 to 12/91	188	85 - 72 - 31	.535
John Muckler - 12/91 to 6/95	268	125 - 109 - 34	.530
Ted Sator - 12/86 to 4/89	207	96 - 89 - 22	.517
Ted Nolan - 7/95 to 6/97	164	73 - 72 - 19	.503
Jim Schoenfeld - 6/85 to 1/86	43	19 - 19 - 5	.500
Joe Crozier - 1/72 to 5/74	192	77 - 80 - 35	.492
Punch Imlach - 10/70 to 1/72	119	32 - 62 - 25	.378
Craig Ramsay - 11/86 to 12/86	21	4 - 15 - 2	.238

### ALL-TIME SABRES COACHING RECORDS IN PLAYOFFS

Coach	Games	Won-Lost-Tied	Pct.
Scott Bowman - 1980, 1982, 1983, 1984 & 1985	36	18 - 18	.500
Floyd Smith - 1975, 1976, 1977	32	16 - 16	.500
Roger Neilson - 1981	8	4 - 4	.500
Ted Nolan - 1997	12	5 - 7	.417
John Muckler - 1992 to 1995	27	11 - 16	.407
Marcel Pronovost - 1978	8	3 - 5	.375
Rick Dudley - 1990, 1991	12	4 - 8	.333
Joe Crozier - 1973	6	2 - 4	.333
Billy Inglis - 1979	3	1 - 2	.333
Ted Sator - 1988, 1989	11	3 - 8	.273

## Sabre Fact

The following people have served as assistant coaches for the Sabres:

Red Berenson - 1982-83 to 1983-84	Craig Ramsay - 1984-85 to 1986-87
Joe Crozier - 1984-85	Jim Roberts - 1979-80 to 1983-84
Don Lever - 1987-88 to 1989-90 & 1992-93 to present	Barry Smith - 1985-86 to 1988-89
Terry Martin - 1995-96	Ron Smith - 1980-81
Roger Neilson - 1979-80	Paul Theriault - 1996-97
Nick Polano - 1981-82	John Tortorella - 1989-90 to 1994-95
	John Van Boxmeer - 1990-91 to 1991-92



# HEAD COACH



## LINDY RUFF

Future Sabres General Manager Darcy Regier returned to Lethbridge, Alberta in the fall of 1977 to watch his former junior team hold training camp. It was there that a young Lindy Ruff's assertiveness and work ethic first caught his eye, and it was a memory which stuck with him. Although neither of them knew it at the time, their paths would again cross twenty years later when Regier would appoint Ruff as the 15th head coach in Buffalo Sabres history on July 21, 1997.

Ruff enjoyed a distinguished career as a defenseman with Lethbridge that ended with him being chosen in the second round (32nd overall) by the Sabres in the 1979 NHL Entry Draft. He made the team at his first training

camp and went on to play 63 games for the Sabres during the 1979-80 season, a season which culminated in Ruff being named the team's rookie-of-the-year. Seventeen years later, Ruff still ranks fifth on the Sabres' all-time list in penalty minutes (1,126) and is tied for tenth in games played (608).

In his third season, Ruff was converted to left wing after having played defense throughout his junior career and his first two seasons as a pro. In November 1986, he received perhaps his greatest individual honor as a Sabre when he was named to replace Gil Perreault as team captain after the legendary player's retirement. Ruff continued to display leadership qualities as a player when he returned to defense in January 1987.

Ruff was traded to the Rangers in 1989, where he played two more seasons with New York before then-Rangers Head Coach Roger Neilson (who had also coached Lindy in Buffalo) advised him to consider coaching. Although disappointed in leaving the NHL, he pursued a role as a player/assistant coach with Rochester, Buffalo's affiliate in the AHL, in the 1991-92 season. Working with former Sabres teammate and then-Rochester Head Coach Don Lever, Ruff helped the young Amerks as a coach on the ice. Ruff took a similar role the following season with the IHL's San Diego Gulls, working under another former Sabres teammate, Rick Dudley.

When expansion hit the NHL again in the 1993-94 season, Head Coach Roger Neilson - the man who suggested Lindy pursue a career in coaching - tabbed Ruff as one of his assistants for the new Florida Panthers club. As the primary coach of the penalty-killing unit and defensemen, Ruff received accolades for his work with those groups. The over-achieving, hard-working Panthers went all the way to the Stanley Cup Finals in 1996, just their third season in existence.

Now as a head coach, Lindy Cameron Ruff believes that "an unparalleled work-ethic is the most important quality in a player. Working as hard as you possibly can will make up for a lot of shortcomings. Despite what some may think, working hard is a talent." Ruff is also a strong believer in conditioning. With the Panthers, Ruff would frequently be seen conducting the on-ice "suicide drills" following practices. "I think if you want to be one of the best teams in the world - and when you're in the NHL, you are - you can't let conditioning slip."

Lindy and his wife Gaye have been married for 12 years. They have four children: Brett - 7, Eryn - 6, and twins Brian and Madeleine - 3. In the offseason, the Ruffs rent a cottage in Montana, where Lindy enjoys fishing, boating, and golfing.

### RUFF'S PLAYING RECORD

Season	Team	League	REGULAR SEASON					PLAYOFFS									
			GP	G	A	PTS	PIM	GP	G	A	PTS	PIM					
1977-78	Lethbridge.....	WHL	66	9	24	33	219	8	2	8	10	4					
1978-79	Lethbridge.....	WHL	24	9	18	27	108	6	0	1	1	0					
1979-80	Buffalo.....	NHL	63	5	14	19	38	8	1	1	2	19					
1980-81	Buffalo.....	NHL	65	8	18	26	121	6	3	1	4	23					
1981-82	Buffalo.....	NHL	79	16	32	48	194	4	0	0	0	28					
1982-83	Buffalo.....	NHL	60	12	17	29	130	10	4	2	6	47					
1983-84	Buffalo.....	NHL	58	14	31	45	101	3	1	0	1	9					
1984-85	Buffalo.....	NHL	39	13	11	24	45	5	2	4	6	15					
1985-86	Buffalo.....	NHL	54	20	12	32	158	—	—	—	—	—					
1986-87	Buffalo.....	NHL	50	6	14	20	74	—	—	—	—	—					
1987-88	Buffalo.....	NHL	77	2	23	25	179	6	0	2	2	23					
1988-89	Buffalo.....	NHL	63	6	11	17	86	—	—	—	—	—					
	N.Y. Rangers.....	NHL	13	0	5	5	31	2	0	0	0	17					
1989-90	N.Y. Rangers.....	NHL	56	3	6	9	80	8	0	3	3	12					
1990-91	N.Y. Rangers.....	NHL	14	0	1	1	27	—	—	—	—	—					
1991-92	Rochester.....	AHL	62	10	24	34	110	13	0	4	4	18					
1992-93	San Diego.....	IHL	81	10	32	42	100	14	1	6	7	26					
NHL TOTALS			691	105	195	300	1264	52	11	13	24	193					
TOTALS AS A SABRE			608	102	183	285	1126	42	11	10	21	164					

# ASSOCIATE COACH

## DON LEVER



Don Lever returns for his eighth season on the Sabres coaching staff having been promoted to Associate Coach, a title given to him by new Sabres Head Coach Lindy Ruff. "I've known Don for twelve years, both as a teammate and as a coach," Ruff said. "He will give us an experienced presence on the coaching staff and provide continuity within the locker room."

Don and Lindy were teammates on the Sabres for two seasons: 1985-86 and 1986-87. In fact, Ruff's first coaching experience came while serving as a player/assistant under Lever with the Rochester Americans (American Hockey League) in 1991-92.

Lever originally became an assistant coach with Buffalo after his playing career as a left winger, then became the Head Coach of the Americans before coming back to his position behind an NHL bench to start the '92-'93 season. A defensive specialist during his playing days, Lever has helped build a fast Sabre team which is also respected for its special teams play. Last season's Sabres penalty killing unit led the NHL with 16 shorthanded goals.

Lindy Ruff represents the fifth head coach Lever has worked under as a Sabres' assistant coach, having also worked with Ted Sator, Rick Dudley, John Muckler, and Ted Nolan.

In 1990-91, Lever's first season as coach of the Amerks, he earned AHL Coach of the Year honors after Rochester went to the Calder Cup finals following a 45-26-9 regular season, the league's best record that year. Previously, Lever was known in Rochester as a player in 1985-86 and 1986-87. He was a player-coach in his final pro season, helping the team win the Calder Cup.

Lever played his junior hockey in nearby Niagara Falls, Ontario. After scoring 126 points in 63 games for the Flyers, he was the first draft choice (and third pick overall) of the Vancouver Canucks in 1972. After spending almost eight full seasons there, Don was traded to Atlanta in February, 1980, and moved with the Flames to Calgary that summer. He was dealt to Colorado in 1981, and again was a part of a franchise shift as the Rockies became the New Jersey Devils in 1982. The Sabres acquired his rights from the Devils on September 9, 1985, and he spent two seasons as a player in Buffalo's organization.

Don, his wife Karen and their children, Michael, Sarah and Caitlin, live in Amherst.

### LEVER'S PLAYING CAREER

Season	Team	League	REGULAR SEASON					PLAYOFFS				
			GP	G	A	PTS	PIM	GP	G	A	PTS	PIM
1972-73	Vancouver.....	NHL	78	12	26	38	49	—	—	—	—	—
1973-74	Vancouver.....	NHL	78	23	25	48	28	—	—	—	—	—
1974-75	Vancouver.....	NHL	80	38	30	68	49	5	0	1	1	4
1975-76	Vancouver.....	NHL	80	25	40	65	93	2	0	0	0	0
1976-77	Vancouver.....	NHL	80	27	30	57	28	—	—	—	—	—
1977-78	Vancouver.....	NHL	75	17	32	49	58	—	—	—	—	—
1978-79	Vancouver.....	NHL	71	23	21	44	17	3	2	1	3	2
1979-80	Vancouver.....	NHL	51	21	17	38	32	—	—	—	—	—
	Atlanta.....	NHL	28	14	16	30	4	4	1	1	2	0
1980-81	Calgary.....	NHL	62	26	31	57	56	16	4	7	11	20
1981-82	Calgary.....	NHL	23	8	11	19	6	—	—	—	—	—
	Colorado.....	NHL	59	22	28	50	20	—	—	—	—	—
1982-83	New Jersey.....	NHL	79	23	30	53	68	—	—	—	—	—
1983-84	New Jersey.....	NHL	70	14	19	33	44	—	—	—	—	—
1984-85	New Jersey.....	NHL	67	10	8	18	31	—	—	—	—	—
1985-86	Buffalo.....	NHL	29	7	1	8	6	—	—	—	—	—
	Rochester.....	AHL	29	6	11	17	16	—	—	—	—	—
1986-87	Buffalo.....	NHL	10	3	2	5	4	—	—	—	—	—
	Rochester.....	AHL	57	29	25	54	69	18	4	3	7	14
NHL TOTALS			1020	313	367	680	593	30	7	10	17	26
TOTALS AS A SABRE			39	10	3	13	10	0	0	0	0	0





## ASSISTANT COACH



### MIKE RAMSEY

Another familiar face returning home to Buffalo this season is that of new Sabres assistant coach Mike Ramsey. A former defenseman, Ramsey will draw on his 18 seasons of NHL experience to help work with the team's young defense which includes Mike Wilson (age 22) and Jay McKee (age 20).

Of those 18 seasons, 14 were spent with the Sabres (1979-80 —1992-93), including ten seasons with Sabres Head Coach Lindy Ruff. In fact, Ramsey was Buffalo's first round pick in the 1979 NHL Entry Draft and Ruff was the team's second round pick that year. Ruff said at a July 24, 1997 press conference to introduce his former teammate that Ramsey "will help build our defense into a strong unit while instilling into our team the type of work ethic, character, and integrity he displayed during his playing career."

The Minneapolis, Minnesota native enjoyed much success throughout his playing career, including four NHL All-Star Games and Rendez-Vous '87. Perhaps the most memorable experience took place in 1980 when Mike was a member of the U.S. Olympic hockey team which upset the Soviet Union and subsequently won the gold medal.

Mike left the Sabres in a March 1993 trade to Pittsburgh (for Bob Errey) and eventually finished his career with the Detroit Red Wings. He went to the 1995 Stanley Cup Finals with Detroit and made a brief two-game comeback last season before hanging up his skates. He still ranks third on the Sabres all-time regular season games played list with 911.

Mike owns a sporting goods store in his native Minnesota. He and his wife Jill have three children: Rachel, Hannah, and Jack.

### RAMSEY'S PLAYING CAREER

Season	Team	League	REGULAR SEASON					PLAYOFFS				
			GP	G	A	PTS	PIM	GP	G	A	PTS	PIM
1978-79	U. Minnesota.....	WCHA	26	6	11	17	30	—	—	—	—	—
1979-80	U.S. National		56	11	22	33	55	—	—	—	—	—
	U.S. Olympic		7	0	2	2	8	—	—	—	—	—
	Buffalo.....	NHL	13	1	6	7	6	13	1	2	3	12
1980-81	Buffalo.....	NHL	72	3	14	17	56	8	0	3	3	20
1981-82	Buffalo.....	NHL	80	7	23	30	56	4	1	1	2	14
1982-83	Buffalo.....	NHL	77	8	30	38	55	10	4	4	8	15
1983-84	Buffalo.....	NHL	72	9	22	31	82	3	0	1	1	6
1984-85	Buffalo.....	NHL	79	8	22	30	102	5	0	1	1	23
1985-86	Buffalo.....	NHL	76	7	21	28	117	—	—	—	—	—
1986-87	Buffalo.....	NHL	80	8	31	39	109	—	—	—	—	—
1987-88	Buffalo.....	NHL	63	5	16	21	77	6	0	3	3	29
1988-89	Buffalo.....	NHL	56	2	14	16	84	5	1	0	1	11
1989-90	Buffalo.....	NHL	73	4	21	25	47	6	0	1	1	8
1990-91	Buffalo.....	NHL	71	6	14	20	46	5	1	0	1	12
1991-92	Buffalo.....	NHL	66	3	14	17	67	7	0	2	2	8
1992-93	Buffalo.....	NHL	33	2	8	10	20	—	—	—	—	—
	Pittsburgh.....	NHL	12	1	2	3	8	12	0	6	6	4
1993-94	Pittsburgh.....	NHL	65	2	2	4	22	1	0	0	0	0
1994-95	Detroit.....	NHL	33	1	2	3	23	15	0	1	1	4
1995-96	Detroit.....	NHL	47	2	4	6	35	15	0	4	4	10
1996-97	Detroit.....	NHL	2	0	0	0	0	—	—	—	—	—
NHL TOTALS			1070	79	266	345	1012	115	8	29	37	176
TOTALS AS A SABRE			911	73	256	329	924	72	8	18	26	158

## STRENGTH AND CONDITIONING COACH

### DOUG MCKENNEY



Doug McKenney returns for his third season on the Sabres' coaching staff. The team's strength and conditioning coach joined the Sabres in June 1995 after serving as the Hartford Whalers strength and conditioning coach for six years. He served in the same capacity for the Pittsburgh Penguins the four years prior.

McKenney began working with all rostered Sabres players on strength and conditioning programs after the July 1995 NHL Entry Draft in Edmonton and hasn't stopped since. His duties with the team include working on programs with both the NHL club and the AHL affiliate Rochester Americans, Sabres draft choices, as well as in conjunction with Buffalo's Director of Player Personnel Don Luce on potential draftees. He also works with a physical therapist and team doctors on the rehabilitation of all injured players.

Since it is difficult to conduct intense training during the season, McKenney places a special emphasis on teaching players nutrition. He has even developed recommended menus for local restaurants and chains, which players can consult to help make smart food choices. McKenney also utilizes computer software to analyze each player's food intake and make suggestions on how they can improve their diets. Before the players leave for the offseason, Doug, in conjunction with the hockey department, devises a conditioning manual and video tailored to each player's individual needs. For those players who remain in Buffalo, McKenney supervises their off-season conditioning and skating programs.

For the second straight summer, Doug and Don Luce ran a mini camp for the team's top prospects. This unique program consists of physical workouts as well as seminars in nutrition, understanding the media, drug and alcohol awareness and other lifestyle instruction. Thirteen of the organization's top prospects participated in the six week program last year.

A 1981 graduate of Springfield College, McKenney taught two years of physical education at Dover High School in New Hampshire and served on the coaching staff of the school's football team. He then obtained his masters degree in exercise physiology at Mississippi State University.

Doug and his wife Suzanne have two children, sons Matthew and Neil.

### MITCH KORN Goaltender Consultant



Hired to work with the organization's goaltenders prior to the start of the 1991 training camp, Mitch Korn had a rewarding 1996-97 season.

Dominik Hasek became the first goaltender since Jacques Plante in 1962 to win the Hart Trophy, symbolic of the NHL's MVP. In the playoffs, Steve Shields replaced an injured Hasek and recorded his first career shutout in game six of the first round series with Ottawa, and followed that performance with 25 saves in the Sabres' game seven overtime victory.

Success with the Sabres goaltenders is nothing new to Korn. In addition to the Hart Trophy, Hasek won his fourth consecutive save percentage title and third Vezina Trophy in four years. In 1994-95, Korn assisted a Sabres goaltending unit that finished third in the league in fewest goals against. Three seasons ago, Korn saw Buffalo's goaltending duo of Hasek and Grant Fuhr capture the league's Jennings Trophy for the team with the lowest goals against during the regular season.

A New York City native, Korn played college hockey for Kent State in the late 1970's, and began his coaching career as a Kent assistant in 1979. Since 1981, Korn has been employed at Miami University in Oxford, Ohio as the Assistant Director of the Goggin Ice Arena. In his 16 years at Miami, Korn's responsibilities have included the marketing and promotion of the Arena, running an officials association, coaching the Division I (CCHA) goaltenders, doing play-by-play of the collegiate games, and running the University's eight-week summer hockey school.

Mitch keeps busy during the off-season, running various goaltending and defenseman hockey schools. He also writes a column in Hockey Player Magazine. He and his wife Vicki have a daughter named Ashley. Mitch commutes to Buffalo and Rochester from his home in Oxford, Ohio.



# HOCKEY DEPARTMENT



**Jack Bowman**  
Director of Scouting



**Jim Benning**  
Scout



**Terry Martin**  
Scout



**Paul Merritt**  
Scout



**Mike Racicot**  
Scout



**Rudy Migay**  
Scout



**David Volek**  
Scout



**Jeff Holbrook**  
Director of Team Operations



**Jon Christiano**  
Administrative Assistant Coach



**Jim Pizzutelli**  
Head Trainer/Massage Therapist



**Rip Simonick**  
Equipment Manager



**George Babcock**  
Assistant Equipment Manager



**Dr. John Butsch**  
Club Doctor



**Dr. Steve Jensen**  
Oral Surgeon



**Dr. John Marzo**  
Orthopedic Consultant



**Max Offenberger, Ph.D.**  
Team Psychologist



**Dan Smith, Ph.D.**  
Team Psychologist



**Dr. Daniel Yustin**  
Club Dentist



**Joe Acquino**  
Physical Therapist

# CLUB STAFF



**Sam Aceti**  
Director of Operations



**Toni Addeo**  
Executive Assistant



**Roxanne Anderson**  
Account Services Representative



**Olive Anticola**  
Receptionist



**Joe Baldini**  
Assistant Manager of Lacrosse and Amateur Sports



**Glenn Barker**  
Inventory Control Manager



**Paul Barker**  
Group Sales Coordinator



**Vanessa Barrons**  
Human Resources Coordinator



**Ken Bass**  
Management Information Systems Manager



**Evelyn Battleson**  
Receptionist



**Cindy Blais**  
Administrative Assistant to Hockey Department



**Elaine Burzynski**  
Executive Assistant



**Pat Chimera**  
Administrative Assistant to Operations



**Gil Chorbajian**  
Media Relations Director



**Chris Colleary**  
Assistant Manager of Lacrosse and Amateur Sports



**Joe Crozier**  
Special Consultant to the President



**Steve Cuccia**  
Senior Account Manager



**Deidre Daniels**  
Community Relations Coordinator



**Jim DiMino**  
Senior Account Manager



**Nick DiVico**  
National Sales Manager



**Tara Doster**  
Promotions and Advertising Coordinator



**Debbie Driscoll**  
Executive Assistant





# CLUB STAFF



**Dave Eisenreid**  
Staff Accountant



**Dave Forman, Jr.**  
Season and Group Account  
Representative



**Elaine Fredo**  
Ticket Administrator



**Mike Gilbert**  
Director of  
Communications



**Tracey Gilbert**  
Administrative Assistant to  
Operations



**Jennifer Glowny**  
Cash & Settlement  
Administrator



**Bill Graf**  
Maintenance Supervisor



**Birgid Haensel**  
Payroll Manager



**Scott Haima**  
Accounting Manager/Marine  
Midland Arena



**Brian Hall**  
Cleaning Supervisor



**Jim Harrington**  
Vendor Programs Manager



**Brenda Hawkins**  
Administrative Assistant  
to Merchandise



**Gretchen Huzinec**  
Account Services  
Representative



**Tanya Isherwood**  
Director of Promotions &  
Advertising



**Chris Ivansitz**  
Accounting  
Manager/Bufalo Salves



**Lisa Jacobs**  
Ticket Administrator



**Mary Jones**  
Finance Assistant



**Mike Kaminska**  
Merchandise Manager



**Kathleen Kane**  
Account Manager



**Steve Katzman**  
Director of Canadian  
Marketing



**Chuck LaMattina**  
Controller



**Todd Langdon**  
Sales Associate

# CLUB STAFF



**Scott Lasker**  
Assistant Event Manager



**Stephanie  
LeMaitre**  
Administrative Assistant to  
Empire Sports Sales



**Sally Lippert**  
Finance Assistant



**Eleanore  
MacKenzie**  
Executive Assistant



**Gerry Magill**  
Distribution Manager



**Christopher  
Makowski**  
Assistant Box Office  
Manager



**Stan Makowski**  
Director of Facilities  
Management



**Marty Maloney**  
Ticket Administrator



**Kathy Manley**  
Director of Game  
Presentation and Special  
Events



**Ken Martin, Jr.**  
Director of Community  
Relations



**Elizabeth  
McPartland**  
Financial Analyst



**Corinne Moyer**  
Traffic Coordinator



**Richard Mugel**  
Associate Counsel



**Gilbert Perreault**  
Corporate and Community  
Relations Liaison



**Larry Playfair**  
Director of Alumni  
Relations



**Tammy Preteroti**  
Store Manager



**Mike Queeno**  
Communications  
Technician



**Gary Rabinowitz**  
Director of Ticket Sales



**Matt Rabinowitz**  
Event Manager



**Bud Redding**  
Utility Crew Manager





## CLUB STAFF



**Julie Regan**  
Director of Merchandise



**Cindy Reuther**  
Ticket Administrator



**Dan Rozanski**  
Director of Corporate Sales



**Terese Schmidle**  
Traffic Coordinator



**Matt Schobert**  
Account Manager



**Chris Schoepflin**  
Assistant to the President



**Kurt Silcott**  
Director of Lacrosse and Amateur Athletics



**Sue Smith**  
Suite Services Manager



**Jennifer Stich**  
Event Bookings and Promotions Manager



**Mark Stone**  
Director of Suite Sales and Special Services



**Len Synor**  
Sales Support Account Executive



**Rose Thompson**  
Account Services Manager



**Mike Tout**  
Box Office Manager



**Nick Turano**  
Assistant Director of Group and Retail Promotions



**Donna Webb**  
Administrative Assistant



**Grant Weber**  
Season and Group Account Representative



**Al Weissman**  
Telecommunications Director



**Bill Wippert**  
Team Photographer



**Verna Wojcik**  
Team Travel Coordinator



**SABRETOOTH**  
Team Mascot

For a complete listing of staff members see page 4

## RADIO-TELEVISION INFORMATION

This season radio listeners will be able to enjoy the call of television tandem Rick Jeanneret and Jim Lorentz because Sabres games are now simulcast on radio. In addition to the new sound, the team will also have a new home as WHTT-FM 104.1 assumes the role as the Sabres' flagship station.

Empire Sports Network again serves as the team's television home, broadcasting most of the Sabres' 82 games. Games that are not televised on Empire can still be heard on WHTT, featuring the same broadcast team.

Jeanneret returns for his 27th season of Buffalo Sabres hockey, his third on television after 24 years on the radio. Former Sabre Lorentz continues his post-playing career as a broadcaster with another year in the role of color commentator. Since concluding his 10-years as a NHL forward, he has worked on Buffalo broadcasts since 1981. The two will be joined by former Sabres' captain Danny Gare, a new addition who slides into the role of reporter after two years as the team's radio color commentator. Empire is a regional sports network which is in its seventh year of operation and services nearly 2.3 million cable subscribers across New York State and Pennsylvania and is also available on the DirecTV and Primestar home satellite systems.



**Rick Jeanneret**  
Play-by-Play



**Jim Lorentz**  
Color Commentary



**Danny Gare**  
Reporter



**Lowell MacDonald**  
Producer



**Phil Mollica**  
Director



**Joe Guarnieri**  
Director of Broadcasting



**Eric Grossman**  
Editor/Technical Director



**Martin McCreary**  
Feature Producer/Avail Editor



**Joe Pinter**  
Senior Commercial Producer/Editor



**Lisa Tzetzto**  
Broadcast Coordinator



# MEDICAL GLOSSARY

**AC Joint** - Acromioclavicular joint; joint of the shoulder where acromion process of the scapula and the distal end of the clavicle meet; most shoulder separations occur at this point.

**Adhesion** - Abnormal adherence of collagen fibers to surrounding structures during immobilization following trauma or as a complication of surgery which restricts normal elasticity of the structures involved.

**Aerobic** - Exercise in which energy needed is supplied by oxygen inspired and is required or sustained period of vigorous exercise with a continually high pulse rate.

**Anaerobic** - Exercise without use of oxygen as an energy source; short bursts of rigorous exercise.

**Anterior Cruciate Ligament (ACL)** - A primary stabilizing ligament within the center of the knee joint that prevents hyperextension and excessive rotation of the joint. A complete tear of the ACL necessitating reconstruction could require up to 12 months of rehabilitation.

**Anti-inflammatory** - Any agent which prevents inflammation, such as aspirin or ibuprofen.

**Arthrogram** - X-ray technique for joints using air and/or dye injected into the affected area; useful in diagnosing meniscus tears of the knee and rotator cuff tears of the shoulder.

**Arthroscopy** - An instrument used to visualize the interior of a joint cavity.

**Arthroscopy** - A surgical examination of the internal structures of a joint by means for viewing through an arthroscope. An arthroscopic procedure can be used to remove or repair damaged tissue or as a diagnostic procedure in order to inspect the extent of any damage or confirm a diagnosis.

**Atrophy** - To lose muscle density from a lack of activity, as in muscular atrophy.

**Bone Scan** - An imaging procedure in which a radioactive-labeled substance is injected into the body to determine the status of a bony injury. If the radioactive substance is taken up the bone at the injury site, the injury will show up as a "hot spot" on the scan image. A bone scan is particularly useful in the diagnosis of stress fractures.

**Bursa** - A fluid-filled sac that is located in areas where friction is likely to occur, then minimizes the friction; for example between tendon and bone.

**Cartilage** - Smooth, slippery substance preventing two ends of the bone from running together and grating.

**CAT Scan** - Use of a computer to produce a cross-sectional view of the anatomical part being investigated by X-ray data.

**Concussion** - Jarring injury of the brain resulting in a dysfunction. It can be graded as mild, moderate or severe depending on loss of consciousness, amnesia and loss of equilibrium.

**Contusion** - An injury to a muscle and tissues caused by a blow from a blunt object.

**Cyst** - Abnormal sac containing liquid or a semi-solid matter.

**Degenerative Joint Disease** - Changes in the joint surfaces as a result of repetitive trauma.

**Deltoid Ligament** - Ligament that connects the tibia to bones of the medial aspect of the foot and is primarily responsible for stability of the ankle on the medial side. Is sprained less frequently than other ankle ligaments.

**Deltoid Muscle** - Muscles at the top of the arm, just below the shoulder, responsible for shoulder motions to the front, side and back.

**Disc, Intervertebral** - A flat, rounded plate between each vertebrae of the spine. The disc consists of a thick fiber ring which surrounds a soft gel-like interior. It functions as a cushion and shock absorber for the spinal column.

**Dislocation** - Complete displacement of the joint surfaces.

**Epicondylitis** - Inflammation in the elbow due to overuse.

**Femur** - Thigh bone; longest bone in the body.

**Fibula** - Smaller of the two bones in the lower leg; runs from knee to the ankle along outside of the lower leg.

**Fracture** - Breach in the continuity of a bone. Types of fractures include simple, compound, comminuted, greenstick, incomplete, impacted, longitudinal, oblique, stress or transverse.

**Grade One Injury** - A mild injury in which ligament, tendon, or other musculoskeletal tissue may have been stretched or contused, but not torn or otherwise disrupted.

**Grade Two Injury** - A moderate injury when musculoskeletal tissue has been partially, but not totally, torn which causes appreciable limitation in function of the injured tissue.

**Grade Three Injury** - A severe injury in which tissue has been significantly, and in some cases totally, torn or otherwise disrupted causing a virtual total loss of function.

**Hamstring** - Category of muscle that runs from the buttocks to the knee along the back of the thigh. It functions to flex the knee, and is often times injured as a result of improper conditioning or lack of muscle flexibility.

**Hematoma** - Tumor-like mass produced by an accumulation of coagulated blood in a cavity.

**Hyperextensions** - Extreme extension of a limb or body part.

**Inflammation** - The body's natural response to injury in which the injury site might display various degrees of pain, sweating, heat, redness, and/or loss of function.

**Ligament** - Band of fibrous tissue that connects bone to bone or bone to cartilage and supports and strengthens joints.

**Magnetic Resonance Imaging (MRI)** - Imaging procedure in which a radio frequency pulse causes certain electrical elements of the injured tissue to react to this pulse and through this process a computer display and permanent film establish a visual image. MRI does not require radiation and is very useful in the diagnosis of soft tissue, disc, and meniscus injuries.

**Medial Collateral Ligament (MCL)** - Ligament of the knee along the medial aspect that connects the femur to the joint, stabilizing the knee joint.

**Meniscus** - Crescent shaped cartilage, usually pertaining to the knee joint; also known as cartilage. There are two menisci in the knee, medial and lateral. These work to absorb weight within the knee and provide stability.

**Metacarpals** - Five long bones of the hand, running from the wrist to the fingers.

**Metatarsals** - Five long bones of the foot, running from the ankle to the toes.

**Myosistis** - Inflammation of a muscle.

**Patella** - The kneecap. The patella functions to protect the distal end of the femur as well as increase the mechanical advantage and force generating capacities of the quadriceps muscle group.

**Posterior Cruciate Ligament (PCL)** - A primary stabilizing ligament of the knee that provides significant stability and prevents displacement of the tibia backward within the knee joint. A complete tear of this ligament necessitating reconstruction could require up to 12 months of rehabilitation.





# TRAINING CAMP ROSTER

**Quadricep Muscles ("Quads")** - A group of four muscles of the front thigh that run from the hip and form a common tendon at the patella; they are responsible for knee extension.

**Reconstruction** - Surgical rebuilding of a joint using natural, artificial or transplanted materials.

**Rotator Cuff** - Comprised of four muscles in the shoulder area that can be irritated by overuse. The muscles are the supraspinatus (most commonly injured), infra-spinatus, teres minor, and subscapularis.

**Sacrum** - Group of five fused vertebrae located just below the lumbar vertebrae of the low back.

**Scapula** - Shoulder blade.

**Sciatica** - Irritation of the sciatic nerve resulting in pain of tingling running down the inside of the leg.

**Sciatic Nerve** - Major nerve that carries impulses for muscular action and sensations between the low back and thigh and lower leg; it is the longest nerve in the body.

**Shin splint** - A catch-all syndrome describing pain in the shin that is not a fracture or tumor and cannot be defined otherwise.

**Spleen** - Large, solid organ responsible for the normal production and destruction of blood cells.

**Spondylosis** - Inflammation of one or more vertebrae.

**Sprain** - Injury resulting from a stretch or twist of the joint and causes various degrees of stretch or tear of a ligament or other soft tissue at the joint.

**Strain** - Injury resulting from a pull or torsion to the muscle or tendon that causes various degrees of stretch or tear to the muscle or tendon tissue.

**Stress Fracture** - A hair-line type of break in a bone caused by overuse.

**Subluxation** - Partial dislocation of a joint. The term usually implies that the joint can return to its normal position without formal reduction.

**Talus** - The ankle bone that articulates with the tibia and fibula to form the ankle joint.

**Tarsals** - Group of seven bones of the foot consisting of the calcaneus, navicular, talus, cuboid and three cuneiform bones.

**Tendonitis** - Inflammation of the tendon and/or tendon sheath, caused by chronic overuse of sudden injury.

**Tendon** - Tissue that connects muscle to bone.

**Tibia** - Larger of the two bones of the lower leg and is the weight-bearing bone of the shin.

**Transverse Process** - Small lateral projection off the right side and left side of each vertebrae that functions as an attachment site for muscles and ligaments of the spine.

**Triceps** - Muscle of the back of the upper arm, primarily responsible for extending the elbow.

**Ulna** - Forearm bone that runs from the tip of the elbow to the little finger side of the wrist.

**Ulnar Nerve** - Nerve in elbow commonly irritated from excessive throwing.

**Ultrasound** - An electronic modality that transmits a sound wave through an applicator into the skin to the soft tissue in order to heat the local area for relaxing the injured tissue and/or disperse edema.

**"Wind Knocked Out"** - Syndrome describing a contraction of the abdominal nerve trunk, the solar plexus, as a result of an abdominal contusion.

FORWARDS	POS	HGT	WGT	S	BIRTHPLACE	DATE	96-97 TEAM	G	A	PTS
Adduono, Jeremy	RW	6-0	182	R	Thunder Bay, Ont	8-4-78	Sudbury	29	40	69
Afinogenov, Maxim	RW	6-0	185	L	Moscow, Russia	9-4-79	Dynamo Moscow	6	5	11
Audette, Donald	RW	5-8	184	R	Laval, Quebec	9-23-69	Buffalo	28	22	50
Barnaby, Matthew	RW	6-0	188	L	Ottawa, Ontario	5-4-73	Buffalo	19	24	43
Bienvenue, Daniel	LW	6-0	196	L	Val d'Or, Quebec	6-10-77	Val d'Or	4	4	8
Brown, Curtis	C/LW	6-0	190	L	Unity, Saskatchewan	1-14-78	Rochester	21	21	43
Burridge, Randy	LW	5-9	188	L	Fort Erie, Ontario	1-7-66	Buffalo	10	21	31
Davidson, Matt	RW	6-2	190	R	Flin Flon, Manitoba	8-9-77	Portland	44	27	71
Davis, Ryan	RW	6-2	185	R	Hamilton, Ontario	2-16-78	Owen Sound	23	20	43
Dawe, Jason	RW	5-10	189	L	North York, Ont.	5-29-73	Buffalo	22	26	48
Dutiaume, Mark	LW	6-0	200	L	Winnipeg, Manitoba	1-31-77	Brandon	21	11	23
Grosek, Michal	LW	6-2	207	R	Vyskov, Czech.	6-1-75	Buffalo	15	21	36
Hamel, Denis	LW	6-2	200	L	Lachute, Quebec	5-10-77	Chicoutimi	50	50	100
Holzinger, Brian	C	5-11	190	R	Parma, Ohio	10-10-72	Buffalo	22	29	51
LaFontaine, Pat	C	5-10	182	R	St. Louis, Missouri	2-22-65	Buffalo	2	6	8
Martin, Jeff	C	6-1	177	L	Stratford, Ontario	4-26-79	Windsor	24	23	47
May, Brad	LW	6-1	206	L	Toronto, Ontario	11-29-71	Buffalo	3	4	7
Methot, Francois	C	6-0	175	R	Montreal, Quebec	4-26-78	R.N./Shawin.	29	47	76
Mortier, Darren	C	6-1	175	R	Sarnia, Ontario	5-4-78	Sarnia	22	28	50
Nichol, Scott	C	5-8	160	R	Edmonton, Alberta	12-31-74	Rochester	21	21	43
Peca, Michael	C	5-11	181	R	Toronto, Ontario	3-26-74	Buffalo	20	29	49
Plante, Derek	C	5-11	181	L	Cloquet, Minnesota	1-17-71	Buffalo	27	26	53
Primeau, Wayne	C	6-3	193	L	Scarborough, Ont.	6-4-76	Buffalo	2	4	6
Rasmussen, Erik	C/LW	6-2	205	L	Minneapolis, Minn.	3-28-77	U. of Minn.	15	12	27
Ray, Rob	RW	6-0	203	L	Belleville, Ont.	6-8-68	Buffalo	7	3	10
Satan, Miroslav	LW	6-1	195	L	Topolcany, Slovakia	10-22-74	Edm./Buf.	25	13	38
Tardif, Patrice	C	6-2	202	L	Thetford Mines, Que.	10-30-70	Pho./Det.(IHL)	24	23	47
Van Oene, Darren	LW	6-3	207	L	Edmonton, Alberta	1-18-78	Brandon	21	27	48
Varada, Vaclav	RW	6-0	200	L	Vsetin, Czech.	4-26-76	Rochester	23	25	48
Walsh, Kurt	RW	6-2	205	R	St. Johns, New Foun	9-26-77	Owen Sound	17	16	33
Ward, Dixon	RW	6-0	200	R	Leduc, Alberta	9-23-68	Buffalo	13	32	45
Zanutto, Mike	C	6-0	190	L	Burlington, Ont.	1-1-77	Oshawa	23	33	56



# TRAINING CAMP ROSTER

DEFENSEMEN	POS	HGT	WGT	S	BIRTHPLACE	DATE	96-97 TEAM	G	A	PTS
Boughner, Bob	D	6-0	206	R	Windsor, Ontario	3-8-71	Buffalo	1	7	8
Campbell, Brian	D	5-11	185	L	Strathroy, Ontario	5-23-79	Ottawa (OHL)	7	36	43
Dexter, Brad	D	5-10	180	R	Kingston, Ontario	3-29-72	South Carolina	3	23	26
Grand-Pierre, Jean-Luc	D	6-3	207	R	Montreal, Quebec	2-2-77	Val d'Or	9	24	33
Hurlbut, Mike	D	6-2	200	L	Massena, New York	10-7-66	Houston	11	24	35
Klimentiev, Sergei	D	5-11	200	L	Kiev, Ukraine	4-5-75	Rochester	14	28	42
Martone, Mike	D	6-2	200	R	Sault Ste. Marie, Ont	9-26-77	Peterborough	9	21	30
McKee, Jay	D	6-3	195	L	Kingston, Ontario	9-8-77	Buffalo	1	9	10
Ndur, Rumun	D	6-2	200	L	Zaria, Nigeria	7-7-75	Rochester	5	11	16
Sarich, Cory	D	6-3	175	R	Saskatoon, Sask.	8-16-78	Saskatoon	6	27	33
Shannon, Darryl	D	6-2	208	L	Barrie, Ontario	6-21-68	Buffalo	4	19	23
Smehlik, Richard	D	6-3	222	L	Ostrava, Czech.	1-23-70	Buffalo	11	19	30
Smith, Darcy	D	6-3	202	R	Edmonton, Alberta	5-1-76	Kamloops	6	10	16
Tezikov, Alexei	D	6-1	198	L	Togliatti, USSR	3-2-78	Lada Togliatti			N/A
Wilson, Mike	D	6-6	212	L	Brampton, Ontario	2-26-75	Buffalo	2	9	11
Wright, Shayne	D	6-0	189	L	Welland, Onatrio	6-30-75	Rochester	7	30	37
Zhitnik, Alexei	D	5-11	202	L	Kiev, Ukraine	10-10-72	Buffalo	7	28	35


GOALTENDERS	POS	HGT	WGT	C	BIRTHPLACE	DATE	96-97 TEAM	GP	MIN	GAA
Bales, Mike	G	6-1	180	L	Prince Albert, Sask	8-6-71	Baltimore	46	2543	3.07
Biron, Martin	G	6-1	154	L	Lac St. Charles, Que	8-15-77	Beauport/Hull	34	1902	3.28
Buhler, Scott	G	5-11	169	L	Osler, Saskatchewan	1-14-78	Medicine Hat	50	2789	3.64
DeRouville, Philippe	G	6-1	185	L	Victoriaville, Que	8-7-74	Kansas City	26	1470	2.82
Hasek, Dominik	G	5-11	168	L	Pardubice, Czech.	1-29-65	Buffalo	67	4037	2.27
Shields, Steve	G	6-3	210	L	Toronto, Ontario	7-19-72	Rochester	23	1331	2.70
Trefilov, Andrei	G	6-0	190	L	Kirovo-Chepetsk, USSR	8-31-69	Buffalo	3	159	3.77

S - Shoots

C - Catches

General Manager: Darcy Regier  
 Head Coach: Lindy Ruff  
 Associate Coach: Don Lever  
 Assistant Coach: Mike Ramsey  
 Strength & Conditioning Coach: Doug McKenney  
 Head Trainer/Massage Therapist: Jim Pizzutelli  
 Administrative Assistant Coach: Jon Christiano  
 Equipment Manager: Rip Simonick  
 Goaltender Consultant: Mitch Korn  
 Asst. Equipment Manager: George Babcock

# The Players







# Donald Audette **28**

## Right Wing



**Born:**  
September 23, 1969  
Laval, Quebec

**Height:** 5'8"

**Weight:** 184

**Shoots:** Right

**Last Amateur Club:**  
Laval Titans

### PLAYING CAREER

Season	Team	League	REGULAR SEASON					PLAYOFFS				
			GP	G	A	PTS	PIM	GP	G	A	PTS	PIM
1986-87	Laval	QMJHL	66	17	22	39	36	14	2	6	8	10
1987-88	Laval	QMJHL	63	48	61	109	56	14	7	12	19	20
1988-89	Laval	QMJHL	70	76	85	161	123	17	17	12	29	43
1989-90	Rochester	AHL	70	42	46	88	78	15	9	8	17	29
	Buffalo	NHL	0	0	0	0	0	2	0	0	0	0
1990-91	Rochester	AHL	5	4	0	4	2	—	—	—	—	—
	Buffalo	NHL	8	4	3	7	4	—	—	—	—	—
1991-92	Buffalo	NHL	63	31	17	48	75	—	—	—	—	—
1992-93	Buffalo	NHL	44	12	7	19	51	8	2	2	4	6
	Rochester	AHL	6	8	4	12	10	—	—	—	—	—
1993-94	Buffalo	NHL	77	29	30	59	41	7	0	1	1	6
1994-95	Buffalo	NHL	46	24	13	37	27	5	1	1	2	4
1995-96	Buffalo	NHL	23	12	13	25	18	—	—	—	—	—
1996-97	Buffalo	NHL	73	28	22	50	48	11	4	5	9	6
NHL TOTALS			334	140	105	245	264	33	7	9	16	22
TOTALS AS A SABRE			334	140	105	245	264	33	7	9	16	22

**HOW ACQUIRED:** Buffalo's ninth round draft choice (183rd overall) in 1989.

**1996-97: Playoffs:** Second on team with nine points (4+5=9)...Had a four-game point-scoring streak (3+1=4) end May 5...**Regular season:** Tied with Michael Peca for team lead with 24 road points (10+14=24)...Led Sabres with eight power-play goals...Had a six-game point-scoring streak (3+4=7) end March 22 in Florida...Passed Rene Robert for sole possession of 10th place (with 54) on the team's all-time career leaders list in power play goals with his man-advantage tally March 5 vs. Pittsburgh...Multiple point games: 12...Games missed due to injury: 9.

**CAREER:** Enters 1997-98 13th on the Sabres' all-time goal-scorers list (18 behind number 12), and 24th on the list of all-time Sabre point-getters (23 points number 23)...Is tied for fourth on Sabres' one-season list of goals by a rookie...**1995-96:** Missed 48 games after undergoing surgery to reconstruct the anterior cruciate ligament in his right knee...Recorded his second career hat trick Nov. 8, scoring three second period goals against the Sharks...**1994-95:** Finished tied for second in the NHL in power-play goals (13) and tied for second in game-winning goals (7)...**1991-92:** Won the Fred T. Hunt Memorial Trophy as the Sabres' rookie of the year...Donald was seventh in points, third in goals and tied for first in power play goals (5) among rookies...Led the team with six game-winning goals (two in overtime)...**1989-90:** Named to the first AHL All-Star team and won the Dudley "Red" Garrett Award as the AHL's rookie of the year...Finished second on the Amerks in scoring, and was the team's VP Supply Most Popular Player...**1988-89:** First team All-Star selection in the QMJHL...Won the Guy Lafleur Trophy as the league's Most Valuable Player in the playoffs...**Misc.:** Most points in a Sabre/NHL game: 4 (two times).

### 1996-97 MILESTONES:

Recorded his 100th Sabre/NHL career assist March 9 vs. New Jersey...January 20 (vs. Chicago) was his 300th career Sabre/NHL game...Notched his 200th career Sabre/NHL point November 21 vs. Toronto (goal).



**PERSONAL:** Donald and his wife Manon are the celebrity spokespersons for First Night Buffalo — an association that promotes drug and alcohol-free events on New Year's Eve...They live in East Amherst with their daughter Katherine and son Daniel.

### Career Scoring vs. (Regular season only)

Team	GP	G	A	PTS	PIM
Ana.	4	0	5	5	2
Bos.	24	10	11	21	15
Chi.	8	4	3	7	20
Cgy.	9	3	4	7	19
Col.	17	7	4	11	11
Dal.	7	1	2	3	2
Det.	7	2	2	4	8
Edm.	8	0	2	2	19
Fla.	11	10	3	13	6
Hfd.	23	8	3	11	20
L.A.	9	5	2	7	6
Mtl.	26	14	8	22	23
N.J.	18	7	8	15	6
NYI.	20	11	4	15	10
NYR.	17	5	7	12	10
Ott.	22	13	7	20	22
Phi.	14	5	5	10	4
Pho.	8	4	3	7	11
Pit.	24	6	3	9	8
S.J.	8	10	3	13	10
Stl.	9	4	3	7	10
T.B.	12	3	4	7	8
Tor.	6	5	1	6	4
Van.	8	3	3	6	2
Wsh.	15	2	5	7	10








# Matthew Barnaby **36**

## Right Wing



**Born:** May 4, 1973  
Ottawa, Ontario

**Height:** 6'0"

**Weight:** 188

**Shoots:** Left

**Last Amateur Club:**  
Victoriaville Tigres

### PLAYING CAREER

Season	Team	League	REGULAR SEASON					PLAYOFFS				
			GP	G	A	PTS	PIM	GP	G	A	PTS	PIM
1990-91	Beauport	QMJHL	52	9	5	14	262	—	—	—	—	—
1991-92	Beauport	QMJHL	63	29	37	66	476	—	—	—	—	—
1992-93	Victoriaville	QMJHL	65	44	67	111	448	6	2	4	6	44
	Buffalo	NHL	2	1	0	1	10	1	0	1	1	4
1993-94	Buffalo	NHL	35	2	4	6	106	3	0	0	0	17
	Rochester	AHL	42	10	32	42	153	—	—	—	—	—
1994-95	Buffalo	NHL	23	1	1	2	116	—	—	—	—	—
	Rochester	AHL	56	21	29	50	274	—	—	—	—	—
1995-96	Buffalo	NHL	73	15	16	31	335	—	—	—	—	—
1996-97	Buffalo	NHL	68	19	24	43	249	8	0	4	4	36
NHL TOTALS			201	38	45	83	816	12	0	5	5	57
TOTALS AS A SABRE			201	38	45	83	816	2	0	5	5	57

**HOW ACQUIRED:** Fourth round draft choice (83rd overall) of the Sabres in 1992.

**1996-97: Playoffs:** Assisted on Derek Plante's game-winning overtime goal in Game 7 vs. Ottawa...Returned to the lineup April 25 after missing the previous ten games (including the last six in the regular season) with a sprained left knee...**Regular season:** Tied for second on team in road goals (10)...Set personal high for goals, assists, and points in a season for the second consecutive year... Recorded 19 points in 19 games Nov. 21-Dec. 31...Had a career-high four-game point scoring streak (2+3=5) snapped Dec. 28...Notched two goals and two assists Nov. 21 vs. Toronto, representing a new personal high for points in one game and tying his personal highs for goals and assists in one game. He was also a +4 that night...Multiple-point games: 11...Games missed to injury: 7.


**CAREER:** Enters 97-98 tenth among Sabres in career penalty minutes (54 minutes behind number 9)...**1995-96:** Led the NHL in penalty minutes, representing the first time a Sabre recorded 300 or more penalty minutes in one season since 1991-92 (three players)...**1993-94:** His penalty minute total still ranks eighth on the Sabres' one-season list for rookies...Registered his first Sabre/NHL assist Oct. 9...Won the Amerks' Most Popular Player award...**1992-93:** Made his NHL debut in Buffalo's last two regular season games and appeared in one playoff game that spring...Scored his first Sabre/NHL goal in his second Sabre/NHL game Apr. 15 vs. Philadelphia (PPG)...Led QMJHL in penalty minutes (also led in 1991-92)...**Misc.:** Most points in an NHL game: 4 (11/21/96).

### 1996-97 MILESTONE:

Played his 200th game as a Sabre/in the NHL on March 30 in Chicago.

### PERSONAL:

Featured on a regional cover of the 1997-98 *Hockey News* yearbook...Works with ex-Buffalo Bills quarterback Jim Kelly at Cradle Beach Camp - a summer camp for terminally-ill children...Is also affiliated with Juvenile Diabetes Foundation and Multiple Sclerosis Society... Speaks both English and French... Agreed to terms on a new contract on Oct. 19, 1996... He and his wife Christine (married last June) reside in Getzville.



### Career Scoring vs. (Regular season only)

Team	GP	G	A	PTS	PIM
Ana.	5	2	0	2	48
Bos.	15	2	7	9	39
Cgy.	3	2	0	2	14
Chi.	5	0	0	0	24
Col.	9	1	0	1	30
Dal.	6	1	1	2	21
Det.	4	1	2	3	12
Edm.	3	2	0	2	2
Fla.	13	1	1	2	49
Hfd.	14	4	3	7	61
L.A.	4	1	1	2	11
Mtl.	17	3	2	5	59
N.J.	10	0	2	2	54
NYI.	10	1	2	3	58
NYR.	11	0	3	3	39
Ott.	10	2	4	6	36
Phi.	10	5	2	7	78
Pho.	4	0	2	2	14
Pit.	16	3	4	7	52
S.J.	4	1	2	3	15
Stl.	5	0	1	1	2
T.B.	8	4	2	6	49
Tor.	5	2	2	4	31
Van.	3	0	1	1	5
Wsh.	7	0	1	1	13







# Bob Boughner

## Defense

# 6



**Born:** March 8, 1971  
Windsor, Ontario

**Height:** 6'0"

**Weight:** 206

**Shoots:** Right

**Last Amateur Club:**  
Sault Ste. Marie  
Greyhounds (OHL)

**HOW ACQUIRED:** Acquired on February 1, 1996 by Buffalo from Florida in exchange for a conditional fourth round draft choice in 1996 (Chris Allen).

**1996-97: Playoffs:** Appeared in his first career playoff game April 17 vs. Ottawa...Scored his first career playoff point via an assist on May 3 vs. Philadelphia...**Regular season:** Registered his first career multiple-point game March 11 against Philadelphia (two assists)...His goal Feb. 21 was the first of his NHL career...Changed his number (effective Oct. 23) after having switched to 46 to start the season (was number 4 in '95-'96)...Games missed due to injury: 4.

**CAREER: 1995-96:** His penalty minute total of 104 still ranks ninth on the team's all-time one season list for rookies...Recorded his first Sabre/NHL point February 23 vs. Philadelphia (assist)...Made his NHL debut February 3 in Boston...**Misc.:** Detroit's second choice (32nd overall) in the 1989 NHL Entry Draft...Signed as a free agent by Florida on July 25, 1994...Most points in a Sabre/NHL game: 2 (3/11/97).

**1996-97 MILESTONE:** March 28 in Detroit was his 100th Sabre/NHL game.

**PERSONAL:** Was one of five Sabres appearing on a poster benefitting "Kids Escaping Drugs" - a rehabilitative organization which helps children with drug and alcohol addiction...Wife's name is Jennifer. They have a son named Brady.



### Career Scoring vs. (Regular season only)

Team	GP	G	A	PTS	PIM
Ana.	2	0	0	0	6
Bos.	8	0	0	0	39
Chi.	2	0	0	0	7
Cgy.	2	0	0	0	5
Col.	2	0	0	0	9
Dal.	2	0	0	0	5
Det.	2	0	0	0	4
Edm.	2	0	0	0	2
Fla.	5	0	0	0	29
Hfd.	9	0	1	1	5
L.A.	4	0	0	0	17
Mtl.	8	0	1	1	29
N.J.	5	0	0	0	17
NYI.	5	1	0	1	25
NYR.	4	0	0	0	9
Ott.	8	0	0	0	16
Phi.	7	0	4	4	24
Pho.	2	0	0	0	2
Pit.	7	0	1	1	18
S.J.	3	0	0	0	22
Stl.	2	0	0	0	5
T.B.	6	0	1	1	8
Tor.	3	0	0	0	21
Van.	2	0	0	0	0
Wsh.	6	0	0	0	10

### PLAYING CAREER

Season	Team	League	REGULAR SEASON					PLAYOFFS				
			GP	G	A	PTS	PIM	GP	G	A	PTS	PIM
1988-89	S.S. Marie	OHL	64	6	15	21	182	—	—	—	—	—
1989-90	S.S. Marie	OHL	49	7	23	30	122	—	—	—	—	—
1990-91	S.S. Marie	OHL	64	13	33	46	156	14	2	9	11	35
1991-92	Toledo	ECHL	28	3	10	13	79	5	2	0	2	15
	Adirondack	AHL	1	0	0	0	7	—	—	—	—	—
1992-93	Adirondack	AHL	69	1	16	17	190	—	—	—	—	—
1993-94	Adirondack	AHL	72	8	14	22	292	10	1	1	2	18
1994-95	Cincinnati	IHL	81	2	14	16	192	10	0	0	0	18
1995-96	Carolina	AHL	46	2	15	17	127	—	—	—	—	—
	Buffalo	NHL	31	0	1	1	104	—	—	—	—	—
1996-97	Buffalo	NHL	77	1	7	8	225	11	0	1	1	9
NHL TOTALS			108	1	8	9	329	—	—	—	—	—
TOTALS AS A SABRE			108	1	8	9	329	—	—	—	—	—






# Curtis Brown

## Center/ Left Wing

# 37



**Born:**  
February 12, 1976  
Unity, Saskatchewan

**Height:** 6'0"

**Weight:** 182


**Shoots:** Left

**HOW ACQUIRED:** Buffalo's second round choice (43rd overall) in the 1994 NHL Entry Draft.

**1996-97: Buffalo:** Appeared in all of the Sabres first 28 games before being reassigned to Rochester for the remainder of the season...Recorded all seven of his points (4+3=7) on the road, where he was also a +7...Scored the game-winning goal (the first of his career) in the Sabres 4-2 win at St. Louis on November 1...**Rochester:** His nine points (4+5=9) ranked him third on the Amerks in playoff scoring...In the regular season, finished third among Amerks in +/- (+17) and fourth in power-play goals (7).

**CAREER:** 1995-96: Played for the Calder Cup champion Rochester Americans following his last season in junior hockey...Represented Team Canada at the 1996 World Junior Championships...1994-95: Made his NHL debut May 3 in the regular season finale (home vs. New Jersey), recording his first NHL goal, assist, point(s), and multiple-point game...Named to the WHL East First All-Star Team...Led Moose Jaw in scoring...**Misc.:** Most points in an NHL game: 2 (two times).

**PERSONAL:** Single...Signed a multi-year deal with the Sabres on October 5, 1995.



### Career Scoring vs. (Regular season only)

Team	GP	G	A	PTS	PIM
Ana.	2	0	0	0	0
Bos.	1	0	0	0	4
Cgy.	1	0	0	0	0
Chi.	—	—	—	—	—
Col.	2	0	0	0	0
Dal.	1	0	0	0	0
Det.	1	0	0	0	0
Edm.	2	1	0	1	0
Fla.	2	1	0	1	2
Hfd.	3	0	0	0	0
L.A.	—	—	—	—	—
Mtl.	1	0	0	0	0
N.J.	2	1	1	2	2
NYI.	1	0	0	0	0
NYR.	2	0	0	0	0
Ott.	1	0	0	0	0
Phi.	1	0	0	0	0
Pho.	—	—	—	—	—
Pit.	2	0	0	0	4
S.J.	—	—	—	—	—
Stl.	1	1	1	2	2
T.B.	2	1	0	1	2
Tor.	2	0	1	1	2
Van.	2	0	1	1	2
Wsh	1	0	0	0	0

### PLAYING CAREER

Season	Team	League	REGULAR SEASON					PLAYOFFS				
			GP	G	A	PTS	PIM	GP	G	A	PTS	PIM
1990-91	Unity	Bantam	60	93	104	197	55	—	—	—	—	—
1991-92	Moose Jaw	Midget	36	35	30	65	44	—	—	—	—	—
1992-93	Moose Jaw	WHL	71	13	16	29	30	—	—	—	—	—
1993-94	Moose Jaw	WHL	72	27	38	65	82	—	—	—	—	—
1994-95	Moose Jaw	WHL	70	51	53	104	63	10	8	7	15	20
	Buffalo	NHL	1	1	1	2	2	—	—	—	—	—
1995-96	Prince Albert	WHL	44	32	39	71	38	18	10	15	25	18
	Buffalo	NHL	4	0	0	0	0	—	—	—	—	—
	Rochester	AHL	—	—	—	—	—	12	0	1	1	2
1996-97	Buffalo	NHL	28	4	3	7	18	—	—	—	—	—
	Rochester	AHL	51	22	21	43	30	10	4	5	9	4
NHL TOTALS			33	5	4	9	20	—	—	—	—	—
TOTALS AS A SABRE			33	5	4	9	20	—	—	—	—	—








# Randy Burridge

## Left Wing

# 12



**Born:**  
January 7, 1966  
Fort Erie, Ontario

**Height:** 5'9"

**Weight:** 188

**Shoots:** Left

**Last Amateur Club:**  
Peterborough  
(OHL)

### PLAYING CAREER

Season	Team	League	REGULAR SEASON					PLAYOFFS				
			GP	G	A	PTS	PIM	GP	G	A	PTS	PIM
1983-84	Peterborough	OHL	55	6	7	13	44	8	3	2	5	7
1984-85	Peterborough	OHL	66	49	57	106	88	17	9	16	25	18
1985-86	Boston	NHL	52	17	25	42	28	3	0	4	4	12
	Peterborough	OHL	17	15	11	26	23	3	1	3	4	2
	Moncton	AHL	0	0	0	0	0	3	0	2	2	2
1986-87	Boston	NHL	23	1	4	5	16	2	1	0	1	2
	Moncton	AHL	47	26	41	67	139	3	1	2	3	30
1987-88	Boston	NHL	79	27	28	55	105	23	2	10	12	16
1988-89	Boston	NHL	80	31	30	61	39	10	5	2	7	6
1989-90	Boston	NHL	63	17	15	32	47	21	4	11	15	14
1990-91	Boston	NHL	62	15	13	28	40	19	0	3	3	39
1991-92	Washington	NHL	66	23	44	67	50	2	0	1	1	0
1992-93	Washington	NHL	4	0	0	0	0	4	1	0	1	0
	Baltimore	AHL	2	0	1	1	2	—	—	—	—	—
1993-94	Washington	NHL	78	25	17	42	73	11	0	2	2	12
1994-95	Washington	NHL	2	0	0	0	2	—	—	—	—	—
	Los Angeles	NHL	38	4	15	19	8	—	—	—	—	—
1995-96	Buffalo	NHL	74	25	33	58	30	—	—	—	—	—
1996-97	Buffalo	NHL	55	10	21	31	20	12	5	1	6	2
NHL TOTALS			676	195	245	440	458	107	18	34	52	105
TOTALS AS A SABRE			129	35	54	89	50	12	5	1	6	2

**HOW ACQUIRED:** Invited to Training Camp '95 as a free agent.

**1996-97: Playoffs:** Led the Sabres with five goals, including three on the power play...**Regular season:** His three short-handed goals tied a personal season best...Returned to the lineup April 2 (vs. Ottawa) after having missed the previous 27 games due to arthroscopic surgery on his left knee...Had nine points in his ten games played from Jan. 5 - Jan. 25...Had a short-handed goal in back-to-back games on Jan. 10 and 12...Four-game point-scoring streak ended Nov. 30 at NY Islanders...Multiple-point games: 6...Games missed due to injury: 27.

**CAREER:** 1995-96: Won the Tim Horton (Unsung Hero) and Punch Imlach (dedication and leadership) Memorial Awards...The Sabres' Met Life Player of the Month for Feb. (18 GP, 6+6=12, +3 rating)...Scored his first goal as a Sabre in his first game with Buffalo Oct. 15 vs. New Jersey...1994-95: Traded to Los Angeles for Warren Rychel on Feb. 10 after two games with Washington...1993-94: Washington's nominee for the Bill Masterton trophy (dedication, perseverance, and love of the game)...1991-92: Played in the NHL All-Star Game...Had reconstructive surgery on both knees in the summer following the season...1990-91: Capitals acquired him June 21, 1991 from Boston for Stephen Leach...1989-90: Returned to the Stanley Cup Finals as a member of the Bruins...1987-88: Made his first Stanley Cup Finals appearance with Boston...Misc.: Boston's seventh choice (157th overall) in 1985...Career totals vs. Buffalo: 48 games played, 11 goals, 18 assists, 29 points, 38 penalty minutes...Career hat tricks: 4...Most points in a game as a Sabre: 4 (3/23/96).

**1996-97 MILESTONES:** Appeared in his 100th career NHL playoff game April 25 vs. Ottawa...Played his 100th game as a Sabre December 4 vs. Vancouver.

### PERSONAL:

Nicknamed "Stump"...He and his wife Jill have two children - Britany-Rae and Mackenzie...Is the youngest of eight children (five brothers and two sisters)...Holds a golf tournament each year to benefit the Head Injury Association of Fort Erie.



### Career Scoring vs. (Regular season only)

Team	GP	G	A	PTS	PIM
Ana.	8	3	4	7	4
Bos.	15	7	3	10	4
Cgy.	28	8	7	15	39
Chi.	20	8	12	20	16
Col.	45	20	15	35	39
Dal.	24	4	5	9	14
Det.	24	4	9	13	33
Edm.	26	9	12	21	10
Fla.	11	7	3	10	6
Hfd.	54	26	19	45	31
L.A.	21	10	10	20	6
Mtl.	51	8	15	23	67
N.J.	29	9	10	19	15
NYI.	28	6	13	19	12
NYR.	33	4	19	23	20
Ott.	13	3	5	8	2
Phi.	28	9	9	18	14
Pho.	23	2	9	11	2
Pit.	34	15	14	29	32
S.J.	11	1	3	4	0
Stl.	24	3	7	10	20
T.B.	12	4	5	9	4
Tor.	24	4	8	12	10
Van.	22	5	5	10	16
Wsh.	20	5	6	11	4





# Jason Dawe

## Right Wing

# 17



**Born:** May 29, 1973  
North York, Ontario

**Height:** 5'10"

**Weight:** 189

**Shoots:** Left

**Last Amateur Club:**  
Peterborough Petes

### PLAYING CAREER

Season	Team	League	REGULAR SEASON					PLAYOFFS				
			GP	G	A	PTS	PIM	GP	G	A	PTS	PIM
1989-90	Peterborough	OHL	50	15	18	33	19	12	4	7	11	4
1990-91	Peterborough	OHL	66	43	27	70	43	4	3	1	4	0
1991-92	Peterborough	OHL	66	53	55	108	55	4	5	0	5	0
1992-93	Peterborough	OHL	59	58	68	126	80	21	18	33	51	18
	Rochester	AHL	0	0	0	0	0	3	1	0	1	0
1993-94	Buffalo	NHL	32	6	7	13	12	6	0	1	1	6
	Rochester	AHL	48	22	14	36	44	—	—	—	—	—
1994-95	Buffalo	NHL	42	7	4	11	19	5	2	1	3	6
	Rochester	AHL	44	27	19	46	24	—	—	—	—	—
1995-96	Buffalo	NHL	67	25	25	50	33	—	—	—	—	—
	Rochester	AHL	7	5	4	9	2	—	—	—	—	—
1996-97	Buffalo	NHL	81	22	26	48	32	11	2	1	3	6
NHL TOTALS			222	60	62	122	96	22	4	3	7	18
TOTALS AS A SABRE			222	60	62	122	96	22	4	3	7	18

**HOW ACQUIRED:** Second round draft choice (35th overall) of the Sabres in 1991.

**1996-97:** Tied for second among Sabres with ten road goals...Finished second on team with 25 points (13+12=25) in the second half of the season...Sabres were 11-4-3 in games in which he scored a goal...Had career-best three game-winning goals, including his first overtime goal Jan. 12 at Phoenix...The Sabres' Met Life Player of the Month for March (13 GP, 3+9=12)...Set new personal highs for assists, games played, and +/- (+14)...Had two five-game point scoring streaks, marking a career best...Changed his number after having worn 43 through the first 143 (regular season) games of his Sabre/NHL career...Multiple point games: 9...Games missed due to injury: 0.

**CAREER:** Enters 1997-98 41st on the Sabres all-time point-scoring list (4 behind number 40) and 35th in goal scoring (3 behind number 34)...**1995-96:** The Sabres' Met Life Player of the Month for March (9+5=14)...Played for Team Canada at the World Championships in Austria, registering three goals and two penalty minutes in eight games...**1993-94:** Picked up his first Sabre/NHL point in his first Sabre/NHL game (assist - Jan. 27 vs. Washington)...Scored his first Sabre/NHL goal Jan. 30...**1992-93:** Named to the OHL First All-Star team...The OHL's leading scorer in the playoffs...Finished sixth in the regular season in overall OHL scoring...Was selected to represent Canada in the 1993 IIHF World Junior Hockey Championships in Sweden...On Feb. 18, Jason became the Peterborough Petes' all-time points leader with 313 (162 goals, 151 assists in 231 games during his four years there). One night earlier, he had become the first player in Petes history to notch 50 goals in less than 50 games, scoring his 50th in his 48th game...**Misc.:** Most points in an NHL game: 3 (three times).

**1996-97 MILESTONES:** His first goal on Jan. 22 (vs. Montreal) was the 100th point of his Sabre/NHL career...Feb. 21 vs. the Islanders was his 200th game as a Sabre/in the NHL.



**PERSONAL:** Single...Jason has one sister...Agreed to terms on a new contract consisting of one year plus an option on Oct. 2, 1996...His most memorable hockey moment was assisting on Dave Hannan's goal in the fourth overtime of the playoff game vs. New Jersey (Game Six, Eastern Conference Quarterfinals, Apr. 27, 1994).



### Career Scoring vs. (Regular season only)

Team	GP	G	A	PTS	PIM
Ana.	6	0	4	4	4
Bos.	13	2	5	7	4
Cgy.	4	0	1	1	0
Chi.	5	1	2	3	2
Col.	11	6	3	9	6
Dal.	4	0	0	0	6
Det.	5	0	2	2	0
Edm.	3	1	1	2	2
Fla.	13	5	2	7	4
Hfd.	16	5	4	9	20
L.A.	5	2	0	2	2
Mtl.	15	10	3	13	4
N.J.	10	0	2	2	8
NYI.	16	3	2	5	4
NYR.	10	0	2	2	4
Ott.	15	5	8	13	6
Phi.	10	1	4	5	4
Pho.	4	2	0	2	2
Pit.	15	1	3	4	4
S.J.	4	3	5	8	0
Stl.	5	3	2	5	0
T.B.	13	3	0	3	2
Tor.	4	2	2	4	0
Van.	2	1	1	2	2
Wsh.	14	4	4	8	6






# Michal Grosek

## Left Wing

# 18



**Born:** June 1, 1975  
Vyskov,  
Czechoslovakia

**Height:** 6'2"

**Weight:** 207

**Shoots:** Right

**Last Amateur Club:**  
Tacoma Rockets  
(WHL)

**HOW ACQUIRED:** Acquired with Darryl Shannon on February 15, 1996 by Buffalo from Winnipeg in exchange for Craig Muni and the first round draft pick in 1996 (Daniel Briere) acquired in the three-team trade in November, 1995 involving Buffalo, San Jose, and Philadelphia.


**1996-97: Playoffs:** Scored a point (assist) in his first career playoff game April 17 vs. Ottawa...Registered his first career multiple point game (1+1=2) at Philadelphia May 9...**Regular season:** One of just four Sabres to appear in all regular season and playoff games...His +20 mark in home games led the team...Second on the team with a +25 for the season...The Sabres' Met Life Player of the Month for December (13 GP, 5+6=11, +6)...Registered his first NHL hat trick Dec. 4 against Vancouver...Multiple-point games: 9...Games missed due to injury: 0.

**CAREER: 1995-96:** Played his first game as a Sabre on Feb. 16 vs. New Jersey...Recorded his first goal, assist, game-winning goal, and multiple-point game as a Sabre on Feb. 23 vs. Philadelphia...**1993-94:** Made his NHL debut April 10 at Toronto (for Winnipeg)...**Misc.:** Winnipeg's seventh choice (145th overall) in the 1993 NHL Entry Draft...Most points in a game as a Sabre: 3 (two times).

**1996-97 MILESTONE:** Played in his 100th career NHL game Jan. 29 vs. Pittsburgh.



### Career Scoring vs. (Regular season only)



Team	GP	G	A	PTS	PIM
Ana.	5	0	0	0	4
Bos.	6	6	0	6	19
Chi.	5	0	0	0	2
Cgy.	6	0	1	1	21
Col.	2	0	0	0	0
Dal.	4	1	0	1	2
Det.	6	0	1	1	0
Edm.	3	0	1	1	0
Hfd.	8	0	2	2	9
Fla.	5	2	1	3	14
L.A.	5	0	1	1	2
Mon.	8	0	1	1	6
N.J.	5	0	0	0	0
NYI.	4	0	3	3	5
NYR.	5	2	0	2	5
Ott.	8	0	4	4	2
Pit.	8	1	0	1	10
Phi.	6	2	4	6	4
Pho.	2	1	0	1	4
S.J.	6	1	0	1	2
Stl.	5	0	1	1	2
T.B.	4	0	2	2	0
Tor.	5	2	1	3	0
Van.	5	3	1	4	2
Wsh.	6	3	3	6	8

### PLAYING CAREER

Season	Team	League	REGULAR SEASON					PLAYOFFS				
			GP	G	A	PTS	PIM	GP	G	A	PTS	PIM
1992-93	ZPS Zlin	Czech.	17	1	3	4	—	—	—	—	—	—
1993-94	Winnipeg	NHL	3	1	0	1	0	—	—	—	—	—
	Tacoma	WHL	30	25	20	45	106	7	2	2	4	30
	Moncton	AHL	20	1	2	3	47	2	0	0	0	0
1994-95	Springfield	AHL	45	10	22	32	98	—	—	—	—	—
	Winnipeg	NHL	24	2	2	4	21	—	—	—	—	—
1995-96	Winnipeg	NHL	1	0	0	0	0	—	—	—	—	—
	Buffalo	NHL	22	6	4	10	31	—	—	—	—	—
	Springfield	AHL	39	16	19	35	68	—	—	—	—	—
1996-97	Buffalo	NHL	82	15	21	36	71	12	3	3	6	8
NHL TOTALS			132	24	27	51	123	12	3	3	6	8
TOTALS AS A SABRE			104	21	25	46	102	12	3	3	6	8





# Dominik Hasek 39

## Goaltender



**Born:** January 29, 1965  
Pardubice,  
Czechoslovakia

**Height:** 5'11"

**Weight:** 168

**Catches:** Left

**Last Amateur Club:**  
Dukla Jihlava

### PLAYING CAREER

Season	Team	League	REGULAR SEASON				PLAYOFFS							
			GP	MINS	GA	SO	AVG.	GP	MIN	GA	SO	AVG.		
1981-82	Pardubice	Czech	12	661	34									
1982-83	Pardubice	Czech	42	2358	105									
1983-84	Pardubice	Czech	40	2304	108									
1984-85	Pardubice	Czech	42	2419	131									
1985-86	Pardubice	Czech	45	2689	138									
1986-87	Pardubice	Czech	43	2515	103									
1987-88	Pardubice	Czech	31	1862	93									
1988-89	Pardubice	Czech	42	2507	114									
1989-90	Dukla Jihlava	Czech	40	2251	80									
1990-91	Indianapolis	IHL	33	1903	80	5	2.52	1	60	3	0	3.00		
	Chicago	NHL	5	196	8	0	2.46	3	69	3	0	2.61		
1991-92	Indianapolis	IHL	20	1162	69	1	3.56							
	Chicago	NHL	20	1014	44	1	2.60	3	158	8	0	3.04		
1992-93	Buffalo	NHL	28	1429	75	0	3.15	1	45	1	0	1.33		
1993-94	Buffalo	NHL	58	3358	109	7	1.95	7	484	13	2	1.61		
1994-95	Buffalo	NHL	41	2416	85	5	2.11	5	309	18	0	3.50		
1995-96	Buffalo	NHL	59	3417	161	2	2.83							
1996-97	Buffalo	NHL	67	4037	153	5	2.27	3	153	5	0	1.96		
NHL TOTALS			278	15866	635	20	2.40	22	1218	48	2	2.36		
TOTALS AS A SABRE			253	14657	583	19	2.39	16	991	37	2	2.24		

**HOW ACQUIRED:** Traded by Chicago to Buffalo on August 7, 1992 for Stephane Beauregard and Buffalo's fourth round choice (Eric Daze) in the 1993 Entry Draft.

**1996-97: Playoffs:** Suffered a grade one MCL sprain of his right knee on April 21 at Ottawa...**Regular Season:** Won the Hart Trophy (NHL MVP) becoming the first goaltender since Jacques Plante in 1962 to capture the award; it also marked the first time a Sabre had won the award...Won his third Vezina Trophy (NHL's top goaltender) in four years...Won the Lester B. Pearson Award (NHL's outstanding player as voted by the NHLPA), becoming the first goalie in 16 years (Mike Liut) to win that award...Named Official NHL First Team All-Star goaltender for the third time in four years...Named the NHL Player of the Year, MVP, Goalie of the Year, and First Team All-Star by *The Hockey News*... Selected as *The Sporting News* Player of the Year... The NHL Player of the Week for the period ending February 2 (2-0-1, 1.30 goals-against average, .953 save percentage)...Played the entire third period of the 1997 All-Star Game, stopping 20 of 21 Western Conference shots...Won his fourth consecutive save percentage title with a mark of .930...Finished tied for second among goalies in wins, fourth in goals against average, and tied for sixth in shutouts...Won the Memorial Trophy (team MVP as voted by his teammates) and the Star of Stars Trophy for the fourth straight year...The Sabres' Met Life Player of the Month for January (10 GP, 6-3-1, 2.48 GAA, .924 SPCTG)...Appeared in 38 of the team's first 40 games... Had four shutouts in 13 games Nov. 27-Dec. 23...Enjoyed a personal 11-game unbeaten streak (7-0-4) from Jan. 29-Feb. 23.

**CAREER:** Owns the four best single-season save percentage figures and the three best goals against averages in team history...His 19 shutouts ranks him as the team's all-time leader in that category...Enters 1997-98 third on the all-time Sabres goaltenders list in games played (13 behind number 2), third in minutes (806 behind number 2), third in wins (5 behind number 2)...Made his first All-Star Game appearance in 1996, stopping 12 of 13 shots...The leader in career games played among European-born goaltenders (278)...Won the Vezina Trophy as the league's top goaltender and was named the Official NHL First All-Star Team goaltender following

the 1994-95 and 1993-94 seasons...Tied for the league lead in goals-against average in '94-'95 after having posted the top mark the year before... Shared the league-lead in shutouts in both '94-'95 and '93-'94...Named *The Hockey*



*News* Goaltender of the Year following 1994-95...Set the team record for shutouts in one season with seven in 1993-94. In addition, his total combined with Grant Fuhr's two set a new club record for team shutouts in one season...Became the first European-trained goaltender to lead the league in goals-against average (1.95 in 1993-94)...Teamed with Grant Fuhr to win the 1993-94 Jennings Trophy (lowest team goals-against in the regular season)...Became the first NHL goaltender to finish the regular season with a GAA below two since Bernie Parent in 1973-74 with his 1993-94 mark of 1.95...Had, in 1993-94, become only the third Sabre goaltender to finish the season first among netminders in GAA...The NHL's Co-Player of the month and the Sabres' Met Life Player of the Month for December, 1993...Set new team records in 1993-94 for goals-against average and save percentage (minimum 25 games played) by a Buffalo goalie in one season...The NHL Player of the Week for the period Dec. 6-12, 1993 (3-0-0, 1.00 goals-against average, .959 save percentage, one assist, one shutout)...The Sabres' Met Life Player of the Month for March, 1994...Posted two playoff shutouts in 1994, the second seeing him stop 70 shots in a 1-0 fourth overtime victory...Following the 1993-94 season, he won: *The Hockey News* / Upper Deck Goaltender of the Year, *The Sporting News* Second Team All-Star, Goaltender on the All-Beckett Hockey Team and was named that publication's Player of the Year, and the Reeds Jewelers Most Popular Player Award...Chicago's 11th choice (199th overall) in the 1983 Entry Draft...His first NHL victory came at Buffalo (5-3) on March 8, 1991...Was the starting goaltender for Team Czechoslovakia during the 1991 Canada Cup Tournament...Named to the Upper Deck / NHL All Rookie Team following the 1991-92 season...Played for Czechoslovakia in the World Championships: 1983, 1986, 1987, 1989, and 1995...Also represented that nation in the 1988 Olympics...Czechoslovakian Goaltender of the Year: 1986, 1987, 1988, 1989, 1990...






Czechoslovakian Player of the Year: 1987, 1989, 1990...Czechoslovakian First-Team All-Star: 1988, 1989, 1990...IHL First All-Star Team (1991)...Career shutouts: 20 (19 with Buffalo).

**1996-97 MILESTONES:** Dec. 21 at Ottawa was his 100th win as a Sabre...Played his 200th game as a Sabre Nov. 9 in Hartford... Became the Sabres' all-time shutout leader (with 15) with the 0-0 tie at Colorado on Nov. 2 (had been tied with Don Edwards)...The victory Oct. 26 vs. the Whalers marked the 100th win of his NHL career.

**PERSONAL:** Helped establish a program in conjunction with the NHL to introduce hockey to inner city youths. Over 200 kids participated in 1996-97 from the Boys and Girls Club of Buffalo...Donated \$10,000 he won for the Lester B. Pearson Award to the Variety Club of Buffalo...Signed a three-year contract (two years plus an option) on June 6, 1996...Dominik and his wife Alena have a son named Michael and a daughter, Dominika... Has one sister and one brother, the latter plays major pro soccer in the Czech Republic...Dominik speaks Czechoslovakian, English, and Russian.

### Yearly Won-Lost-Tied Record

Season	Team	Regular Season	Playoffs
		W-L-T	W-L
1990-91	Chicago	3-0-1	0-0
	Indianapolis	20-11-1	1-0
1991-92	Chicago	10-4-1	0-2
	Indianapolis	7-10-3	
1992-93	Buffalo	11-10-4	1-0
1993-94	Buffalo	30-20-6	3-4
1994-95	Buffalo	19-14-7	1-4
1995-96	Buffalo	22-30-6	—
1996-97	Buffalo	37-20-10	1-1
NHL TOTALS		132-98-35	6-11
TOTALS AS ASABRE		119-94-33	6-9








# Brian Holzinger 19

## Center



**Born:**  
October 10, 1972  
Parma, Ohio

**Height:** 5'11"

**Weight:** 190

**Shoots:** Right

**Last Amateur Club:**  
Bowling Green State  
University

### PLAYING CAREER

Season	Team	League	REGULAR SEASON					PLAYOFFS				
			GP	G	A	PTS	PIM	GP	G	A	PTS	PIM
1990-91	Detroit	US Jr.	37	45	41	86	16	—	—	—	—	—
1991-92	Bowling Green	CCHA	30	14	8	22	36	—	—	—	—	—
1992-93	Bowling Green	CCHA	41	31	26	57	44	—	—	—	—	—
1993-94	Bowling Green	CCHA	38	22	15	37	24	—	—	—	—	—
1994-95	Bowling Green	CCHA	38	35	34	69	42	—	—	—	—	—
	Buffalo	NHL	4	0	3	3	0	4	2	1	3	2
1995-96	Buffalo	NHL	58	10	10	20	37	19	10	14	24	10
	Rochester	AHL	17	10	11	21	14	12	2	5	7	8
1996-97	Buffalo	NHL	81	22	29	51	54	16	4	6	10	10
NHL TOTALS			143	32	42	74	91	16	4	6	10	10
TOTALS AS A SABRE			143	32	42	74	91	16	4	6	10	10


**HOW ACQUIRED:** Sixth round draft choice (124th overall) of the Sabres in 1991.

**1996-97: Playoffs:** Was third on the team in postseason scoring...Scored the game-winning goal in game six (April 27) at Ottawa...**Regular season:** Finished second on the team (two points behind Derek Plante) in scoring...Tied with Donald Audette for most road points with 24 (10+14)...Sabres were 18-1-1 in games in which he scored a goal...His three assists April 4 vs. the Rangers was a personal best for most assists in a game...Had a career best five-game point-scoring streak end March 5 vs. Pittsburgh...The Sabres' Met Life Player of the Month for November (14 GP, 4+5=9, +3, two GWG)...Scored his first career shorthanded goal on Oct. 24 against Montreal...Scored the first Buffalo goal in Marine Midland Arena (preseason game vs. Toronto on Sept. 21)...Multiple-point games: 11...Games missed due to injury: 1.

**CAREER: 1995-96:** Played in every playoff game for the Calder Cup champion Rochester Americans, finishing second on the team in scoring (behind Dixon Ward)...Scored his first NHL regular season goal Oct. 9 at Boston...**1994-95:** Made his NHL debut April 16 vs. Ottawa...Recorded his first NHL point (assist) May 1 vs. Montreal...Scored his first NHL goal May 8 at Philadelphia (playoff game)...Won the Hobey Baker Award as the top U.S. collegiate hockey player...Named the CCHA Player of the Year, CCHA First All-Star Team, and NCAA West First All-American Team following that season...**1992-93:** Named to the CCHA Second All-Star Team...**Misc.:** Most points in an NHL game: 3 (three times).

**1996-97 MILESTONE:** Dec. 31 against New Jersey was his 100th Sabre/NHL game.

**PERSONAL:**  
He and his wife Lori were married this past summer... Is a spokesperson for the American Diabetes Association...Had his No. 19 jersey retired from his alma mater Bowling Green in a ceremony at the school on March 24, 1996.



### Career Scoring vs. (Regular season only)

Team	GP	G	A	PTS	PIM
Ana.	3	0	0	0	0
Bos.	10	5	4	9	17
Cgy.	3	1	1	2	2
Chi.	4	1	1	2	0
Col.	4	3	1	4	2
Dal.	3	0	0	0	2
Det.	4	1	0	1	2
Edm.	3	0	0	0	0
Hfd.	9	0	4	4	4
Fla.	7	0	5	5	2
L.A.	2	2	2	4	2
Mtl.	10	3	3	6	6
N.J.	7	1	4	5	2
NYI.	7	1	1	2	0
Ott.	12	1	4	5	2
Phi.	6	2	1	3	4
Pho.	3	1	0	1	8
Pit.	10	2	1	3	12
S.J.	3	0	0	0	0
Stl.	4	2	1	3	0
T.B.	8	2	2	4	14
Tor.	2	0	1	1	4
NYR.	8	2	3	5	4
Van.	3	1	2	3	0
Wsh.	8	1	1	2	2





# Pat LaFontaine **16**

## Center



**Born:** February 22, 1965  
St. Louis, Missouri

**Height:** 5'10"

**Weight:** 182

**Shoots:** Right

**Last Amateur Club:** U.S.  
Olympic Team

### PLAYING CAREER

Season	Team	League	REGULAR SEASON					PLAYOFFS				
			GP	G	A	PTS	PIM	GP	G	A	PTS	PIM
1982-83	Verdun	QMJHL	70	104	30	234	10	5	11	24	35	4
1983-84	U.S. National		58	56	55	111	22	—	—	—	—	—
	U.S. Olympic		6	5	5	10	0	—	—	—	—	—
1984-85	N.Y. Islanders	NHL	15	13	6	19	6	16	3	6	9	8
	N.Y. Islanders	NHL	67	19	35	54	32	9	1	2	3	4
1985-86	N.Y. Islanders	NHL	65	30	23	53	43	3	1	0	1	0
1986-87	N.Y. Islanders	NHL	80	38	32	70	70	14	5	7	12	10
1987-88	N.Y. Islanders	NHL	75	47	45	92	52	6	4	5	9	8
1988-89	N.Y. Islanders	NHL	79	45	43	88	26	—	—	—	—	—
1989-90	N.Y. Islanders	NHL	74	54	51	105	38	2	0	1	1	0
1990-91	N.Y. Islanders	NHL	75	41	44	85	42	—	—	—	—	—
1991-92	Buffalo	NHL	57	46	47	93	98	7	8	3	11	4
1992-93	Buffalo	NHL	84	53	95	148	63	7	2	10	12	0
1993-94	Buffalo	NHL	16	5	13	18	2	—	—	—	—	—
1994-95	Buffalo	NHL	22	12	15	27	4	5	2	2	4	2
1995-96	Buffalo	NHL	76	40	51	91	36	—	—	—	—	—
1996-97	Buffalo	NHL	13	2	6	8	4	—	—	—	—	—
NHL TOTALS			798	445	506	951	516	69	26	36	62	36
TOTALS AS A SABRE			268	158	227	385	207	19	12	15	27	6

**HOW ACQUIRED:** Came to the Sabres with Randy Wood, Randy Hillier and a future draft choice on Oct. 25, 1991 in a trade with N.Y. Islanders for Pierre Turgeon, Uwe Krupp, Benoit Hogue and Dave McLlwain.

**1996-97:** Was one of three recipients of the Lester B. Patrick Award (Sabres co-founder Seymour H. Knox, III and Bill Cleary were the others) presented April 3 at Marine Midland Arena. The honor is awarded annually for outstanding service to hockey in the United States...Suffered a concussion Oct. 17 vs. Pittsburgh, and played in only seven games the rest of the season, subsequently undergoing medical evaluation...Multiple-point games: 2...Games missed due to injury: 69.

**CAREER:** The NHL Player of the Week for the period ending Feb. 25, 1996...The Sabres' Met Life Player of the Month for October (7-22) 1995 and December (7-Jan. 9) 1996...Won the 1996 Frank Eddolls Memorial Trophy as the most popular player (as voted by the booster club)...Played for gold-medal winning Team USA in the 1996 World Cup...Had at least 40 goals in six consecutive seasons until the injury-shortened 1993-94 campaign...Following the 1994-95 season, Pat won the NHL's Bill Masterton Memorial Trophy for perseverance, sportsmanship, and dedication to hockey...Won the Dodge/NHL Performer of the Year Award in 1989-90...Has played in five NHL All-Star games...Played for Team USA in the 1991 Canada Cup... Holds Sabre records for assists and points in one season, goals by a center, and is tied for the record for assists in one game...Enters '97-'98 11th on the Sabres' all-time (points) scoring list (59 points behind number 10) and 12th on the club's all-time list of goal scorers (18 behind number 11)...Finished third in the voting for both the NHL's Lady Byng and Hart Memorial Trophies following the 1992-93 season and won the team's Memorial Trophy (team MVP as voted by his teammates) & Punch Imlach Award (dedication and leadership) following the same season. Also was the winner or co-winner of the club's most popular player award for three consecutive seasons...In June of 1993, Pat became the first active player to receive the USA Hockey Distinguished Achievement Award, presented annually to a U.S. citizen who has made hockey his or her profession and has made an outstanding contribution to the sport in the United States...Missed five weeks of the 1991-92 season due to a broken jaw...The Islanders' first round draft choice (3rd overall) in 1983...Hat tricks: 13 (6 with Buffalo)...Most points in a

game as a Sabre: 6 (multiple times).

### 1996-97 MILESTONES:

His assist Nov. 1 in St. Louis moved him into a tie for eleventh place on Buffalo's all-time points-scoring list (with Dale Hawerchuk)...His first goal (Oct. 4 at Edmonton) moved him into a tie (with Danny Gare) for fifth place on Buffalo's all-time list of power play goal leaders (66 for his Sabre career).



**PERSONAL:** Pat and his wife, Marybeth, have two daughters, Sarah and Brianna, and one son, Daniel. They live in East Amherst...Received an honorary degree (Doctor of Humane Letters, honoris causa) from Canisius College of Buffalo on May 17, 1996...Pat carried the Olympic torch when it came through Buffalo en route to Atlanta during the summer of '96...Pat is very active in the United Way and is their spokesperson. He is also on the Board of Trustees for Children's Hospital of Buffalo.

### Career Scoring vs. (Regular season / as a Sabre only)

Team	GP	G	A	PTS	PIM
Ana.	2	0	0	0	0
Bos.	23	13	17	30	18
Cgy.	8	4	7	11	2
Chi.	5	3	7	10	19
Col.	16	14	14	28	6
Dal.	7	3	1	4	8
Det.	9	4	8	12	2
Edm.	9	7	10	17	8
Fla.	5	5	5	10	8
Hfd.	24	12	17	29	6
L.A.	7	3	12	15	4
Mtl.	21	16	18	34	32
N.J.	11	7	8	15	0
NYI.	11	6	6	12	4
NYR.	13	3	12	15	8
Ott.	15	14	15	29	21
Phi.	16	8	9	17	21
Pho.	5	3	9	12	6
Pit.	16	8	9	17	2
S.J.	5	7	7	14	0
Stl.	7	5	7	12	6
T.B.	8	1	9	10	2
Tor.	6	3	7	10	10
Van.	8	5	4	9	6
Wsh.	11	4	9	13	8







# Brad May

## Left Wing

# 10



**Born:**  
November 29, 1971  
Toronto, Ontario

**Height:** 6'1"

**Weight:** 206

**Shoots:** Left

**Last Amateur Club:**  
Niagara Falls Thunder

### PLAYING CAREER

Season	Team	League	REGULAR SEASON					PLAYOFFS				
			GP	G	A	PTS	PIM	GP	G	A	PTS	PIM
1988-89	Niagara Falls	OHL	65	8	14	22	304	17	0	1	1	55
1989-90	Niagara Falls	OHL	61	32	58	90	223	16	9	13	22	64
1990-91	Niagara Falls	OHL	34	37	32	69	93	14	11	14	25	53
1991-92	Buffalo	NHL	69	11	6	17	309	7	1	4	5	2
1992-93	Buffalo	NHL	82	13	13	26	242	8	1	1	2	14
1993-94	Buffalo	NHL	84	18	27	45	171	7	0	2	2	9
1994-95	Buffalo	NHL	33	3	3	6	87	4	0	0	0	2
1995-96	Buffalo	NHL	79	15	29	44	295	—	—	—	—	—
1996-97	Buffalo	NHL	42	3	4	7	106	10	1	1	2	32
<b>NHL TOTALS</b>			<b>389</b>	<b>63</b>	<b>82</b>	<b>145</b>	<b>1210</b>	<b>36</b>	<b>3</b>	<b>8</b>	<b>11</b>	<b>59</b>
<b>TOTALS AS A SABRE</b>			<b>389</b>	<b>63</b>	<b>82</b>	<b>145</b>	<b>1210</b>	<b>36</b>	<b>3</b>	<b>8</b>	<b>11</b>	<b>59</b>

**HOW ACQUIRED:** Buffalo's first round draft choice (14th overall) in 1990 [pick acquired along with Dale Hawerchuk and future considerations from Winnipeg on June 16, 1990 in exchange for Phil Housley, Scott Arniel, Jeff Parker and a first round draft choice in 1990 (Keith Tkachuk).

**1996-97: Playoffs:** Finished second on the team (behind Matthew Barnaby) with 32 PIM...**Regular season:** Scored game-winning goal Feb. 21 vs. NY Islanders...Returned to the lineup Jan. 10 in Anaheim after missing the previous nine games due to a broken right hand suffered Dec. 20 vs. L.A...Had returned to the lineup Dec. 13 vs. the Rangers after having missed the previous 27 games due to Oct. 14 right shoulder surgery (injured Oct. 6 at Calgary)...Became Buffalo's fourth all-time leader in penalty minutes (passing Lindy Ruff) on Jan. 24 vs. Edmonton (enters '97-'98 180 minutes behind number 3)...Games missed due to injury: 40.

**CAREER:** Is 21st on the team's all-time list of games played (enters '97-'98 49 games behind number 20)...**1995-96:** Played for Team Canada at the World Championships in Austria...His +15 led the team in home plus/minus rating...**1993-94:** One of three Sabres to appear in all 84 of the team's regular season games, tying the team record set by Pat LaFontaine the year before...**1992-93:** Scored the series-clinching goal in overtime of Game Four of the 1993 Adams Division Semi-Finals vs. Boston on April 24...Successful on his only penalty shot attempt to-date (Nov. 11 vs. Boston's Andy Moog)...**1991-92:** Scored a goal on his first NHL shot in his first NHL game, Oct. 4...His penalty minutes total of 309 is a record for a Sabre rookie and ranks fifth on the team's all-time list for penalty minutes in one season by one player...**1990-91:** Played for Team Canada in the World Junior Championships, scoring one goal in seven games...Named to the second all-star team of the OHL for the second straight year...Misc.: Most points

in an NHL game: 3 (three times).

**PERSONAL:**  
Brad's wife name is Brigette. They have a son named Tyler and two dogs...His number 10 was retired by the Niagara Falls Thunder...Works with the Juvenile Diabetes Foundation...Would like to get into real estate following his hockey career.



### Career Scoring vs. (Regular season only)

Team	GP	G	A	PTS	PIM
Ana.	5	3	1	4	12
Bos.	29	4	3	7	86
Cgy.	11	3	0	3	18
Chi.	8	4	2	6	19
Col.	24	2	6	8	68
Dal.	10	0	1	1	39
Det.	10	1	2	3	21
Edm.	11	3	3	6	35
Fla.	11	3	3	6	42
Hfd.	30	6	5	11	140
L.A.	9	1	3	4	25
Mtl.	29	3	6	9	108
NYI.	20	2	5	7	46
N.J.	19	3	2	5	58
NYR.	21	2	4	6	85
Ott.	23	6	4	10	73
Phi.	18	1	6	7	61
Pho.	9	2	4	6	27
Pit.	24	5	3	8	102
S.J.	10	2	5	7	32
Stl.	9	1	2	3	15
T.B.	15	1	7	8	23
Tor.	7	3	1	4	31
Van.	7	1	2	3	6
Wsh.	20	1	2	3	35








# Jay McKee

## Defense

# 74



**Born:**  
September 8, 1977  
Kingston, Ontario

**Height:** 6'3"

**Weight:** 195

**Shoots:** Left

### PLAYING CAREER

Season	Team	League	REGULAR SEASON					PLAYOFFS						
			GP	G	A	PTS	PIM	GP	G	A	PTS	PIM		
1992-93	Ernestown	Jr C	45	1	36	37	50							
1993-94	Sudbury	OHL	51	0	1	1	51	3	0	0	0	0	0	
1994-95	Niagara Falls	OHL	65	9	19	28	151	6	2	3	5	10		
1995-96	Buffalo	NHL	1	0	1	1	2							
	Niagara Falls	OHL	64	5	41	46	129	10	1	5	6	16		
	Rochester	AHL	4	0	1	1	15							
1996-97	Buffalo	NHL	43	1	9	10	35	3	0	0	0	0		
	Rochester	AHL	7	2	5	7	4							
NHL TOTALS			44	1	10	11	37	3	0	0	0	0		
TOTALS AS A SABRE			44	1	10	11	37	3	0	0	0	0		

**HOW ACQUIRED:** Selected in the first round (14th overall) of the 1995 NHL Entry Draft with the pick acquired on July 8, 1995 by Buffalo from Vancouver along with Michael Peca, and Mike Wilson in exchange for Alexander Mogilny and Buffalo's 1995 fifth round pick (Todd Norman).

**1996-97: Playoffs:** Appeared in his first career playoff game April 19 vs. Ottawa...**Regular season:** Scored his first career goal March 22 in Florida... During his two-week conditioning assignment in Rochester (Feb. 13- Feb. 24), he recorded two goals and five assists for seven points to go with four penalty minutes... Had his first career multiple-point game Nov. 11 vs. Florida (two assists)... Changed his number after having worn 38 in his only prior game experience with Buffalo.

**CAREER:** 1995-96: Made his NHL debut on April 10 (at the age of 18), registering his first NHL point (assist) in the process... Named to the OHL Second All-Star Team... 1994-95: Chosen as Niagara Falls' Top Defenseman (served as an assistant captain that year)... Voted as the Top Bodychecker in the OHL's Central Division by the OHL Coaches... 1993-94: Was captain for Team Ontario Under-17 at the World Challenge... **Misc.:** Most points in an NHL game: 2 (Nov. 11, 1996).

**PERSONAL:** Single... Agreed to terms on a three-year contract Sept. 8, 1996.



### Career Scoring vs. (Regular season only)

Team	GP	G	A	PTS	PIM
Ana.	2	0	0	0	2
Bos.	4	0	2	2	6
Cgy.	1	0	0	0	0
Chi.	1	0	0	0	0
Col.	2	0	1	1	2
Dal.	-	-	-	-	-
Det.	1	0	0	0	0
Edm.	1	0	0	0	0
Fla.	3	1	2	3	2
Hfd.	3	0	1	1	0
L.A.	-	-	-	-	-
Mtl.	3	0	0	0	7
N.J.	1	0	0	0	0
NYI.	2	0	0	0	4
NYR.	2	0	2	2	0
Ott.	5	0	1	1	6
Phi.	1	0	0	0	0
Pho.	-	-	-	-	-
Pit.	3	0	0	0	2
S.J.	-	-	-	-	-
Stl.	1	0	0	0	0
T.B.	2	0	0	0	0
Tor.	2	0	1	1	0
Van.	2	0	0	0	2
Wsh.	2	0	0	0	6







# Rumun Ndur

## Defense

# 40



**Born:** July 7, 1975  
Zaria, Nigeria

**Height:** 6'2"

**Weight:** 200

**Shoots:** Left

**Last Amateur Club:** Guelph Storm (OHL)

### PLAYING CAREER

Season	Team	League	REGULAR SEASON					PLAYOFFS						
			GP	G	A	PTS	PIM	GP	G	A	PTS	PIM		
1991-92	Sarnia	Jr. B	30	2	5	7	46							
1992-93	Guelph	OHL	22	1	3	4	30	4	0	1	1	4		
1993-94	Guelph	OHL	61	6	33	39	176	9	4	1	5	24		
1994-95	Guelph	OHL	63	10	21	31	187	14	0	4	4	28		
1995-96	Rochester	AHL	73	2	12	14	306	17	1	2	3	33		
1996-97	Rochester	AHL	68	5	11	16	282	10	3	1	4	21		
	Buffalo	NHL	2	0	0	0	2	—	—	—	—	—		
NHL TOTALS			2	0	0	0	2	—	—	—	—	—		
TOTALS AS A SABRE			2	0	0	0	2	—	—	—	—	—		


**HOW ACQUIRED:** Third round draft choice (69th overall) of the Sabres in 1994.

**1996-97: Buffalo:** Made his NHL debut Nov. 9 at Hartford...**Rochester:** Scored three goals (and one assist) in just ten playoff games...Established personal best for goals and points in a season... Led the Amerks in penalty minutes for the second consecutive year.

**CAREER:** 1995-96: Played on the Calder Cup winning

Rochester Americans...His 306 PIMs led Rochester...1994-95: Led Guelph in penalty minutes.

**PERSONAL:** Signed a three-year contract with Buffalo on June 22, 1995... Single...Has one brother and two sisters...Name is pronounced ra-moan-en-der.







# Michael Peca

## Center

# 27



**Born:** March 26, 1974  
Toronto, Ontario

**Height:** 5'11"

**Weight:** 181

**Shoots:** Right

**Last Amateur Club:**  
Ottawa 67's

**HOW ACQUIRED:** Acquired from Vancouver along with Mike Wilson and the Canucks' first round draft choice in 1995 (Jay McKee) in a July 8, 1995 trade for Alexander Mogilny and Buffalo's 1995 fifth round pick (Todd Norman).


**1996-97: Playoffs:** Helped hold centers Alexei Yashin (Ottawa) and Eric Lindros (Philadelphia) to a combined total of three goals in ten games...

**Regular season:** Won the Frank J. Selke Trophy, symbolic of the NHL's best defensive forward... Also voted the Selke winner by *The Hockey News* on May 2... His six shorthanded goals not only led the NHL, but also represented the third most in one season by a Sabre... Finished second in the league in shorthanded points (6+3=9)...His +26 mark led the Sabres...Sabres' most productive player with 31 points (12+19=31) in the second half of the season...Was a "plus" or "even" in 68 of 79 games he played... Tied for second on team with five power play goals...Buffalo was 14-4-1 in games in which he scored a goal...Scored the Sabres' first regular season goal in Marine Midland Arena on Oct. 12 vs. Detroit...Multiple point-games: 13...Games missed due to injury: 3.

**CAREER:** 1995-96: Scored the last goal in Memorial Auditorium (Buffalo beat Hartford 4-1 on April 14) ...Scored his first goal as a Sabre Oct. 9 at Boston...  
**1993-94:** Led the Ottawa 67's in scoring in for the second straight year...Played his first NHL game December 6 at Montreal (for Vancouver)...Won a gold medal with Canada at the World Junior Championships...**1989-90:** Won a Canada Games gold medal with the Ontario Under-17's...**Misc.:** Selected by the Canucks in the second round (40th overall) at the 1992 NHL Entry Draft in Montreal...Most points in a game as a Sabre: 3 (two times).

**1996-97 MILESTONE:**  
Dec. 23 in New Jersey was his 100th game as a Sabre.

**PERSONAL:**  
Appeared on a 1997 episode of MTV's *Road Rules*...Has won several awards in art...Single...Has two brothers.



### Career Scoring vs. (Regular season only)

Team	GP	G	A	PTS	PIM
Ana.	8	0	3	3	14
Bos.	10	1	3	4	4
Cgy.	8	2	0	2	6
Chi.	8	0	0	0	4
Col.	4	1	2	3	0
Dal.	6	2	1	3	6
Det.	5	3	0	3	4
Edm.	9	2	1	3	16
Fla.	7	1	4	5	6
Hfd.	12	5	4	9	6
L.A.	5	0	3	3	0
Mtl.	9	2	6	8	2
N.J.	8	2	1	3	2
NYI.	7	0	6	6	6
NYR.	8	2	1	3	20
Ott.	11	3	4	7	10
Pit.	9	3	0	3	17
Phi.	7	2	3	5	4
Pho.	6	1	2	3	2
S.J.	3	0	3	3	0
Stl.	7	1	1	2	4
T.B.	7	1	1	2	19
Tor.	8	0	0	0	9
Van.	4	1	1	2	6
Wsh.	7	2	5	7	2

### PLAYING CAREER

Season	Team	League	REGULAR SEASON					PLAYOFFS				
			GP	G	A	PTS	PIM	GP	G	A	PTS	PIM
1989-90	Tor. Red Wings	MTHL	39	42	51	93	94	5	1	0	1	7
1990-91	Sudbury	OHL	62	14	27	41	24	—	—	—	—	—
1991-92	Sudbury	OHL	39	16	34	50	61	—	—	—	—	—
	Ottawa	OHL	27	8	17	25	32	11	6	10	16	6
1992-93	Ottawa	OHL	55	38	64	102	80	—	—	—	—	—
	Hamilton	AHL	9	6	3	9	11	—	—	—	—	—
1993-94	Vancouver	NHL	4	0	0	0	2	—	—	—	—	—
	Ottawa	OHL	55	50	63	113	101	17	7	22	29	30
	Canada	World Jr.	7	2	2	4	8	—	—	—	—	—
1994-95	Vancouver	NHL	33	6	6	12	30	5	0	1	1	8
	Syracuse	AHL	35	10	24	34	75	—	—	—	—	—
1995-96	Buffalo	NHL	68	11	20	31	67	—	—	—	—	—
1996-97	Buffalo	NHL	79	20	29	49	80	10	0	2	2	8
NHL TOTALS	Buffalo		184	37	55	92	179	15	0	3	3	16
TOTALS AS A SABRE			147	31	49	80	147	10	0	2	2	8





# Derek Plante Center

# 26



**Born:** January 17, 1971  
Cloquet, Minnesota

**Height:** 5'11"

**Weight:** 181

**Shoots:** Left

**Last Amateur Club:**  
Univ. of Minnesota-Duluth

**HOW ACQUIRED:** Eighth round draft choice (161st overall) of the Sabres in 1989.

**1996-97:** Playoffs: Led the team in scoring...Scored the series winning overtime goal in game seven vs. Ottawa. It marked the first time in NHL playoff history that the same player scored the game-tying goal in the third period and then the game-winning goal in overtime...**Regular season:** Led the team in scoring, and established personal bests for goals, plus/minus (+14), and game-winning goals (6)... One of four Sabres to play all regular season and playoff games... Sabres were 17-2-1 in games in which he scored a goal...Scored 24 of his 27 goals at home...On Dec. 20 vs. L.A., Derek tied the team record (Danny Gare, 11/8/80 at Washington) for Fastest Two Buffalo Goals by One Player (10 seconds)...The Sabres' Met Life Player of the Month for October (11 GP, 5+4=9)...Enters 1997-98 with the longest current consecutive (regular season) games played mark on the team, at 131...Games missed due to injury: 0...Multiple point games: 14.

**CAREER:** Enters 1997-98 31st on the team's all-time scoring list (8 points behind number 30), and tied for 25th in goals scored (11 behind number 24)...**1995-96:** Played for Team USA at the 1996 World Championships in Austria...Won the hardest shot (94.2 mph) and fastest skater (13.659 seconds) events in Buffalo's Topps NHL SuperSkills competition, the latter qualifying him for NHL All-Star Weekend...The Sabres' Met Life Player of the Month for Nov. (12 GP, 6+5=11, +2 rating)...**1993-94:** Finished fourth in the NHL in rookie scoring and tied for third in assists... Derek led all rookies in power play assists (18) and was second in power play points (26)...Became the tenth player in Sabre history to hit the 20-goal plateau in his rookie season...His assist total ranks fifth on the team's one season list for rookies and he stands seventh in the points category...Won the Fred T. Hunt Memorial Trophy as the club's rookie of the year...**1992-93:** Selected as USA

Hockey's 1993 (Male) Athlete of the Year...Named to both the WCHA First All-Star Team and the NCAA West First All-American Team... Led the league in goals, assists, and points...1991-92: Named to WCHA Second All-Star Team...Misc.: Most points in a game as a Sabre: 3 (multiple times).



**1996-97 MILESTONE:** His second of two assists Jan. 15 in New York (Islanders) was his 100th in the NHL/as a Sabre.

**PERSONAL:** Single...Is affiliated with the Mental Health Association of Duluth, MN and has done work locally with the SPCA...Hopes to stay involved in hockey after his playing career, either through coaching or scouting.

## PLAYING CAREER

Season	Team	League	REGULAR SEASON					PLAYOFFS				
			GP	G	A	PTS	PIM	GP	G	A	PTS	PIM
1989-90	U of Minn-Dul	WCHA	28	10	11	21	12	--	--	--	--	--
1990-91	U of Minn-Dul	WCHA	36	23	20	43	6	--	--	--	--	--
1991-92	U of Minn-Dul	WCHA	37	27	36	63	28	--	--	--	--	--
1992-93	U of Minn-Dul	WCHA	37	36	56	92	30	--	--	--	--	--
1993-94	Buffalo	NHL	77	21	35	56	24	7	1	0	1	0
1994-95	Buffalo	NHL	47	3	19	22	12	--	--	--	--	--
1995-96	Buffalo	NHL	76	23	33	56	28	--	--	--	--	--
1996-97	Buffalo	NHL	82	27	26	53	24	12	4	6	10	4
NHL TOTALS			282	74	113	187	88	19	5	6	11	4
TOTALS AS A SABRE			282	74	113	187	88	19	5	6	11	4

## Career Scoring vs. (Regular season only)

Team	GP	G	A	PTS	PIM
Ana.	4	2	0	2	0
Bos.	18	5	11	16	0
Cgy.	5	0	1	1	2
Chi.	6	2	2	4	2
Col.	13	1	2	3	2
Dal.	6	1	3	4	4
Det.	5	1	1	2	2
Hfd.	19	6	5	11	10
Edm.	5	1	2	3	2
Fla.	15	1	10	11	6
L.A.	5	3	3	6	0
Mtl.	17	3	6	9	16
N.J.	14	2	3	5	2
NYI.	17	1	9	10	4
NYR.	16	3	3	6	4
Ott.	20	7	11	18	6
Pit.	22	7	12	19	2
Phi.	15	8	6	14	6
Pho.	6	2	4	6	2
S.J.	6	1	6	7	0
Stl.	5	1	0	1	2
T.B.	16	8	6	14	4
Tor.	6	3	0	3	0
Van.	6	3	1	4	2
Wsh.	15	2	6	8	8







# Wayne Primeau **22**

## Center



**Born:** June 4, 1976  
Scarborough, Ontario

**Height:** 6'3"

**Weight:** 193


**Shoots:** Left

**HOW ACQUIRED:** First round draft choice (17th overall) of the Sabres in the 1994 NHL Entry Draft.

**1996-97: Playoffs:** Played in his first career playoff game April 17 vs. Ottawa...**Regular season:** Won the Fred T. Hunt Memorial Trophy as the team's outstanding rookie (as selected by the Booster Club Board of Directors and members of the local sports media)... Appeared in 36 of 41 games in the second half of the season...His assist Dec. 31 against the Devils was his first in the NHL.

**CAREER:** 1995-96: Appeared in all but two playoff games for the Calder Cup Champion Rochester Americans...1994-95: Made his NHL debut in the regular season finale (May 3 vs. New Jersey), registering his first NHL goal/point and game-winning goal...Led Owen Sound in scoring.

**PERSONAL:** His older brother Keith plays for the Carolina Hurricanes, Single.



### Career Scoring vs. (Regular season only)

Team	GP	G	A	PTS	PIM
Ana.	2	0	0	0	0
Bos.	3	0	0	0	5
Cgy.	1	0	0	0	0
Chi.	2	0	1	1	5
Col.	-	-	-	-	-
Dal.	1	0	0	0	0
Det.	2	0	0	0	0
Edm.	1	0	0	0	0
Fla.	1	0	0	0	0
Hfd.	1	0	0	0	7
L.A.	1	0	0	0	0
Mtl.	2	0	1	1	0
N.J.	4	1	1	2	10
NYI.	2	0	1	1	15
NYR.	2	0	0	0	15
Ott.	4	0	0	0	0
Pit.	5	0	0	0	0
Phi.	3	1	0	1	10
Pho.	2	0	0	0	0
S.J.	2	0	0	0	0
Stl.	1	0	0	0	0
T.B.	1	0	0	0	0
Tor.	-	-	-	-	-
Van.	1	0	0	0	0
Wsh.	4	1	0	1	7

### PLAYING CAREER

Season	Team	League	REGULAR SEASON					PLAYOFFS				
			GP	G	A	PTS	PIM	GP	G	A	PTS	PIM
1991-92	Whitby	Midget	63	36	50	86	96	—	—	—	—	—
1992-93	Owen Sound	OHL	66	10	27	37	108	8	1	4	5	0
1993-94	Owen Sound	OHL	65	25	50	75	75	9	1	6	7	8
1994-95	Owen Sound	OHL	66	34	62	96	84	10	4	9	13	15
	Buffalo	NHL	1	1	0	1	0	—	—	—	—	—
1995-96	Buffalo	NHL	2	0	0	0	0	—	—	—	—	—
	Oshawa	OHL	52	27	42	69	85	3	2	3	5	2
	Rochester	AHL	8	2	3	5	6	17	3	1	4	11
1996-97	Rochester	AHL	24	9	5	14	27	1	0	0	0	0
	Buffalo	NHL	45	2	4	6	64	9	0	0	0	6
NHL TOTALS			48	3	4	7	64	9	0	0	0	6
TOTALS AS A SABRE			48	3	4	7	64	9	0	0	0	6








# Erik Rasmussen

## Center/ Left Wing



**Born:** March 28, 1977  
Minneapolis, Minnesota

**Height:** 6'2"

**Weight:** 205


**Shoots:** Left

**HOW ACQUIRED:** Buffalo's first round choice (7th overall) in the 1996 NHL Entry Draft.

**1996-97:** Rated as the third overall NHL-affiliated prospect in the March 7 issue of *The Hockey News*...Selected as one of the captains of the silver medal-winning Team USA at the IIHF World Junior Championships...Tied for second among players in that tournament in scoring with four goals and five assists in six games...Recorded his second career hat trick in 4-3 defeat against No. 1 ranked Michigan on Nov. 29...Led his University of Minnesota team with 123 PIM.

**CAREER:** 1995-96: Played for Team USA at the World Junior Champi-

onships in Massachusetts...Scored 34 points in the last 19 games of his freshman year...Named to the All-WCHA Rookie team following the season...  
**1994-95:** Winner of the 1995 Minnesota "Mr. Hockey" after his senior year at St. Louis Park High School.



**PERSONAL:** Single...Has skated with Sabres Assistant Coach Mike Ramsey during summers at the University of Minnesota (also Ramsey's alma mater)...Signed a multi-year deal with the Sabres on August 25, 1997.

### PLAYING CAREER

Season	Team	League	REGULAR SEASON					PLAYOFFS				
			GP	G	A	PTS	PIM	GP	G	A	PTS	PIM
1995-96	U. Minnesota	WCHA	40	16	32	48	55	—	—	—	—	—
1996-97	U. Minnesota	WCHA	34	15	12	27	123	—	—	—	—	—








# Rob Ray

## Right Wing

# 32



**Born:** June 8, 1968  
Belleville, Ontario

**Height:** 6'0"

**Weight:** 203

**Shoots:** Left

**Last Amateur Club:**  
Cornwall Royals

### PLAYING CAREER

Season	Team	League	REGULAR SEASON					PLAYOFFS				
			GP	G	A	PTS	PIM	GP	G	A	PTS	PIM
1984-85	Whitby	OPJHL	35	5	10	15	318	—	—	—	—	—
1985-86	Cornwall	OHL	53	6	13	19	253	6	0	0	0	26
1986-87	Cornwall	OHL	46	17	20	37	158	5	1	1	2	16
1987-88	Cornwall	OHL	61	11	41	52	179	11	2	3	5	33
1988-89	Rochester	AHL	74	11	18	29	446	—	—	—	—	—
1989-90	Buffalo	NHL	27	2	1	3	99	—	—	—	—	—
	Rochester	AHL	43	2	13	15	335	17	1	3	4	115
1990-91	Buffalo	NHL	66	8	8	16	348	6	1	1	2	56
	Rochester	AHL	8	1	1	2	15	—	—	—	—	—
1991-92	Buffalo	NHL	63	5	3	8	354	7	0	0	0	2
1992-93	Buffalo	NHL	68	3	2	5	211	—	—	—	—	—
1993-94	Buffalo	NHL	82	3	4	7	274	7	1	0	1	43
1994-95	Buffalo	NHL	47	0	3	3	173	5	0	0	0	14
1995-96	Buffalo	NHL	71	3	6	9	287	—	—	—	—	—
1996-97	Buffalo	NHL	82	7	3	10	286	12	0	1	1	28
NHL TOTALS			506	31	30	61	2032	37	2	2	4	143
TOTALS AS A SABRE			506	31	30	61	2032	37	2	2	4	143

**HOW ACQUIRED:** Fifth round draft choice (97th overall) of the Sabres in 1988.

**1996-97:** One of four Sabres to play all regular season and playoff games...His +3 established a personal best...Collected all ten of his points in home games.... With the game April 10 in Boston, Rob moved past Danny Gare for 16th on Buffalo's all-time games played leaders list...Games missed to injury: 0.

**CAREER:** Is 16th in Sabre history in games played, 18 behind number 15 entering 1997-98. That figure also puts him first among all active Sabres...Is tied for fifth on Buffalo's all-time playoff penalty minutes list...The all-time regular season penalty minute leader in team history...**1991-92:** Penalty minute total of 354 set a team record (breaking his own mark set in 1990-91) and was the second-highest in the NHL...**1990-91:** Led the NHL in penalty minutes...**1989-90:** Scored a goal on his first NHL shot and added an assist Oct. 21 in Pittsburgh...**1988-89:** His total of 446 penalty minutes for the Americans is a Rochester club record...

**Misc.:** Most points in an NHL game: 2 (multiple times).

### 1996-97 MILESTONES:

April 1 in New York was his 500th game as a Sabre/in the NHL...Surpassed the 2,000 career penalty minutes plateau for his Sabre/NHL career (regular season) on March 17 vs. Boston.

### PERSONAL:

Single...Served as the grand marshal for the Bud at the Glen NASCAR race on Aug. 10, 1997 in Watkins Glen, New York...Was the bench coach of the Buffalo Stampede (Roller Hockey International) during the summer of 1995...Rob holds an annual summer golf tournament to benefit the March of Dimes...He also works very closely with the Roswell Park Cancer Institute and Children's Hospital.



### Career Scoring vs. (Regular season only)

Team	GP	G	A	PTS	PIM
Ana.	6	0	0	0	35
Bos.	42	2	1	3	183
Cgy.	15	1	1	2	64
Chi.	14	2	0	2	66
Col.	33	1	3	4	105
Dal.	15	0	2	2	65
Det.	9	0	1	1	28
Edm.	15	3	2	5	43
Fla.	15	0	0	0	58
Hfd.	42	2	3	5	195
L.A.	15	2	2	4	49
Mtl.	35	1	1	2	244
NYL	25	0	2	2	101
N.J.	24	3	0	3	72
NYR.	23	0	0	0	116
Ott.	25	3	1	4	85
Pit.	28	2	4	6	83
Phi.	22	1	0	1	100
Pho.	13	1	1	2	41
S.J.	9	0	2	2	19
Stl.	13	0	1	1	31
T.B.	16	0	2	2	64
Tor.	13	2	1	3	42
Van.	16	2	0	2	106
Wsh.	23	3	0	3	37







# Miroslav Satan

## Left Wing

# 81



**Born:** October 22, 1974  
Topolcany, Slovakia

**Height:** 6'1"

**Weight:** 185

**Shoots:** Left


**HOW ACQUIRED:** Acquired on March 18, 1997 from Edmonton in exchange for Barrie Moore and Craig Millar.

**1996-97: Playoffs:** Missed Game One of Ottawa series with an appendicitis episode...**Regular season:** Led the NHL with a 21.0 shooting percentage... Recorded his first career hat trick April 4 vs. New York Rangers... Scored his first goal as a Sabre March 22 at Florida... Played his first game as a Sabre on March 21 in Washington... Had a five-game point-scoring streak from Dec. 27-Jan. 7 (with Edmonton)... The first player to wear no. 81 in Sabres history... Multiple point games: 9 (four as a Sabre).

**CAREER:** 1995-96: Finished 12th in Calder Trophy voting for Rookie of the Year... NHL Rookie of the Month for March (14 GP, 8+8=16, +10)... His 11-game point scoring streak (6+9=15) was the longest such streak by a rookie... Made his NHL debut Oct. 15 at Philadelphia and recorded his first point (assist)... Member of Slovakian National Team at 1996 World Championships... **1993-94:** Scored nine goals in eight games (including two hat tricks) while representing Slovakia in the 1994 Olympics... **Misc.:** Had 2+0=2, 4 PIM, in four games versus the Sabres... Edmonton's sixth choice (fifth round), 111th overall, in 1993 NHL Entry Draft... Most points in a game as a Sabre: 3 (4/4/97).

**1996-97 MILESTONE:** Played in his 100th career NHL game on Jan. 7 (at St. Louis).

**PERSONAL:** Last name is pronounced SHUH-tan.



### Career Scoring vs. (Regular season only)

Team	GP	G	A	PTS	PIM
Ana.	8	0	0	0	0
Bos.	4	5	0	5	2
Cgy.	7	3	3	6	6
Chi.	6	0	1	1	2
Col.	10	2	2	4	2
Dal.	5	0	0	0	0
Det.	5	0	0	0	4
Edm.	0	0	0	0	0
Fla.	5	2	1	3	0
Hfd.	5	1	4	5	0
L.A.	10	4	4	8	6
Mtl.	3	1	1	2	0
N.J.	4	1	0	1	2
NYI.	4	1	0	1	0
NYR.	6	5	2	7	2
Ott.	6	1	1	2	2
Phi.	4	2	2	4	0
Pho.	4	3	1	4	0
Pit.	4	4	1	5	0
S.J.	9	2	3	5	4
Stl.	4	0	3	3	4
T.B.	2	0	0	0	2
Tor.	7	2	0	2	2
Van.	8	2	1	3	4
Wsh.	4	0	0	0	2

### PLAYING CAREER

Season	Team	League	REGULAR SEASON					PLAYOFFS				
			GP	G	A	PTS	PIM	GP	G	A	PTS	PIM
1991-92	Topolcany	Czech.2	9	2	1	3	6	—	—	—	—	—
1992-93	Dukla Trencin	Czech	38	11	6	17	0	—	—	—	—	—
1993-94	Dukla Trencin	Slovak	30	32	16	48	16	—	—	—	—	—
1994-95	Cape Brenton	AHL	25	24	16	40	15	—	—	—	—	—
	Detroit	IHL	8	1	3	4	4	—	—	—	—	—
	San Diego	IHL	6	0	2	2	6	—	—	—	—	—
1995-96	Edmonton	NHL	62	18	17	35	22	—	—	—	—	—
1996-97	Edmonton	NHL	64	17	11	28	22	—	—	—	—	—
	Buffalo	NHL	12	8	2	10	4	7	0	0	0	0
NHL TOTALS			138	43	30	73	48	7	0	0	0	0
BUFFALO TOTALS			12	8	2	10	4	7	0	0	0	0







# Steve Shields

## Goaltender

# 31



**Born:** July 19, 1972  
Toronto, Ontario

**Height:** 6'3"

**Weight:** 210

**Catches:** Left

### PLAYING CAREER

Season	Team	League	REGULAR SEASON					PLAYOFFS				
			GP	MINS	GA	SO	AVG.	GP	MIN	GA	SO	AVG.
1990-91	U of Michigan	CCHA	37	1963	106	0	3.24	—	—	—	—	—
1991-92	U of Michigan	CCHA	37	2090	99	1	2.84	—	—	—	—	—
1992-93	U of Michigan	CCHA	39	2027	75	—	2.22	—	—	—	—	—
1993-94	U of Michigan	CCHA	36	1961	87	0	2.66	5	283	15	1	3.18
1994-95	Rochester	AHL	13	673	53	0	4.72	1	20	3	0	9.00
	South Carolina	ECHL	21	1157	52	2	2.69	3	144	11	0	4.58
1995-96	Buffalo	NHL	2	75	4	0	3.20	—	—	—	—	—
	Rochester	AHL	43	2357	140	1	3.56	19	1127	47	1	2.50
1996-97	Buffalo	NHL	13	789	39	0	2.97	10	570	26	1	2.74
	Rochester	NHL	23	1331	60	1	2.70	—	—	—	—	—
NHL TOTALS			15	864	43	0	2.99	10	570	26	1	2.74
TOTALS AS A SABRE			15	864	43	0	2.99	10	570	26	1	2.74

**HOW ACQUIRED:** Fifth round draft choice (101st overall) of the Sabres in the 1991 NHL Entry Draft, held in Buffalo.

**1996-97: Playoffs:** Appeared in 10 of the Sabres' 12 postseason games... Recorded his first career shutout April 27 (31 saves) in Game Six vs. Ottawa... Made his NHL debut April 21 at Ottawa in relief of Dominik Hasek, defeating the Senators 3-2... Finished with a .922 save percentage in ten games... **Regular season:** Made his first NHL start Jan. 7 at San Jose, stopping 42 of 43 shots in a 1-1 tie... Also earned first star honors in that game... Had a .913 save percentage in 13 games... Named as a goaltender for the "Canadian" team in the AHL All-Star Game.

**CAREER: 1995-96:** Recorded his first NHL win in his first NHL game on December 23 at Ottawa... Played all but 29 minutes of Rochester's 19 playoff games

en route to the Calder Cup championship... Included in his post-season performance were nine consecutive wins to start the playoffs — over which he gave up just 16 goals



(posted one shut-out)... Set the AHL record for most playoff wins (15) by a goalie... **1993-94:** Became the CCHA and the NCAA all-time leader in goalie victories, eclipsing the previous CCHA mark of 67 (set by Bowling Green's Gary Kruzich) with his 81 conference wins... Also broke Kruzich's NCAA record of 88 career victories, by recording 111 wins... First Team All-CCHA goaltender... Runner-up for the CCHA Best Goaltender... Hobey Baker Finalist... Second Team All-American... **1992-93:** Steve was named to both the CCHA First All-Star Team and the NCAA West Second All-American Team.



### Yearly Won-Lost-Tied Record


Season	Team	Regular Season		Playoffs	
		W-L-T	W-L	W-L	W-L
1990-91:	University of Michigan	26-6-3			
1991-92:	University of Michigan	27-7-2			
1992-93:	University of Michigan	30-6-2			
1993-94:	University of Michigan	28-6-1			
1994-95:	Rochester	3-8-0		0-0	
	South Carolina	11-5		0-2	
1995-96	Buffalo	1-0-0			
	Rochester	20-17-2		15-3	
1996-97	Buffalo	3-8-2		4-6	
	Rochester	14-6-2			
NHL TOTALS		4-8-2		4-6	
TOTALS AS A SABRE		4-8-2		4-6	





# Richard Smehlik 42

## Defense



**Born:** January 23, 1970  
Ostrava, Czechoslovakia

**Height:** 6'3"

**Weight:** 222

**Shoots:** Left

**Last Amateur Club:**  
TJ Vitkovice

**HOW ACQUIRED:** Drafted in the fifth round (97th overall) by the Sabres in 1990.

**1996-97:** Rebounded from knee surgery which forced him to miss all of 1995-96 to post his second-best all-around season...Led Sabres defensemen in goals...The Sabres were 7-2-1 in games in which he scored a goal...Had a four-game point-scoring streak (1+4=5) end on March 26 vs. New York (Islanders)...Multiple-point games: 4...Games missed due to injury: 19.

**CAREER:** 1995-96: Missed the entire season after undergoing ACL surgery on his right knee August 11, 1995; the injury occurred in a training session two days earlier...1993-94: Led Sabres' Met Life Player of the Month for February...Was second on the team in plus/minus rating with a +22 (Craig Muni led with +28)...One of only three Sabres to appear in all 84 of the team's regular season games...His goal total of 14 is tied for seventh on the team's all-time list for one season by a defenseman...1992-93: Won the Fred T. Hunt Memorial Trophy as the Sabres' Rookie of the Year...Misc.: Most points in a game as a Sabre: 3 (four times).

**1996-97 MILESTONE:** His assist in the game Jan. 29 versus Pittsburgh was his 100th career Sabre/NHL point.

**PERSONAL:** Signed a four-year contract on April 27, 1995...Richard and his wife Martina have a daughter named Adela...Returned to his native Czech Republic for part of the 1997 off-season.



### Career Scoring vs. (Regular season / as a Sabre only)

Team	GP	G	A	PTS	PIM
Ana.	4	0	3	3	4
Bos.	18	2	3	5	14
Cgy.	6	1	0	1	2
Chi.	4	1	1	2	4
Col.	18	1	3	4	16
Dal.	6	0	1	1	4
Det.	6	1	1	2	4
Edm.	5	0	1	1	2
Fla.	10	1	8	9	10
Hfd.	21	6	9	15	14
L.A.	6	0	2	2	2
Mtl.	20	5	6	11	16
N.J.	13	5	2	7	2
NYI.	14	1	2	3	17
NYR.	12	0	3	3	6
Ott.	15	3	7	10	30
Pit.	20	1	8	9	16
Phi.	14	0	3	3	15
Pho.	6	1	2	3	6
S.J.	6	1	3	4	11
Stl.	6	0	1	1	4
T.B.	12	1	3	4	4
Tor.	5	0	3	3	2
Van.	6	1	2	3	0
Wsh.	12	1	3	4	10

### PLAYING CAREER

Season	Team	League	REGULAR SEASON					PLAYOFFS				
			GP	G	A	PTS	PIM	GP	G	A	PTS	PIM
1988-89	TJ Vitkovice	Czech	38	2	5	7	12					
1989-90	TJ Vitkovice	Czech	51	5	4	9						
1990-91	Dukla Jihlava	Czech	58	4	3	7	22					
1991-92	TJ Vitkovice	Czech	47	9	10	19	42					
1992-93	Buffalo	NHL	80	4	27	31	59	8	0	4	4	2
1993-94	Buffalo	NHL	84	14	27	41	69	7	0	2	2	10
1994-95	Buffalo	NHL	39	4	7	11	46	5	0	0	0	2
1995-96	Buffalo	NHL	-	-	-	-	-					
1996-97	Buffalo	NHL	62	11	19	30	43	12	0	2	2	4
NHL TOTALS			265	33	80	113	217	32	0	8	8	18
TOTALS AS A SABRE			265	33	80	113	217	32	0	8	8	18







# Andrei Trefilov 30

## Goaltender



**Born:** August 31, 1969  
Kirovo-Chepetsk, USSR

**Height:** 6'0"

**Weight:** 190

**Catches:** Left

**Last Amateur Club:**  
Moscow Dynamo (CIS)

**HOW ACQUIRED:** Signed by the Sabres as a free agent on July 13, 1995.

**1996-97:** Underwent arthroscopic surgery on his right shoulder Dec. 21 and missed the rest of the regular season...Returned in the playoffs to play the final 5:11 of Game Five vs. Ottawa on April 25...Played for Team Russia at the World Cup Tournament prior to the start of the 1996-97 NHL season...Games missed due to injury: 50.

**CAREER:** 1995-96: Picked up his first win as a Sabre on Nov. 12 at Tampa Bay...Made his regular season debut as a Sabre on Oct. 29 in Chicago...Played for Team Russia at the World Championships in Austria from April 21-May 5, 1996, registering a 1.35 goals-against average, .956 save percentage, and one shutout in 310 minutes played over seven games...**1993-94:** His first NHL win came in his second career start (4-1 on Jan. 5 at NY Rangers, 52 saves)...Posted back-to-back shutout wins (1-0 and 10-0) on Jan. 11 and Jan. 15 vs. Quebec and Ottawa, in only his fourth and fifth career starts...Missed 23 games due to

a knee injury...**1992-93:** His first NHL start was a 5-5 overtime tie at Vancouver on Nov. 4...**1991-92:** Led all Soviet National League goal-tenders in goals-against average for the second straight season...**Misc.:** Represented the CIS at 1991, 1992, and 1993 World Championships, winning the bronze medal in '91 and the gold in '93...Was a member of the CIS team at the 1991 Canada Cup tournament...Shared the goaltending duties with Mikhail Shtalenkov while playing for Dynamo Moscow. Also played on the same club (Dynamo Moscow) as current NHLers Darius Kasparaitis and Alexei Zhamnov...Calgary's 12th round choice (261st overall) in the 1991 NHL Entry Draft, held in Buffalo.



**PERSONAL:** He and his wife Natasha have one daughter.

### PLAYING CAREER

Season	Team	League	REGULAR SEASON					PLAYOFFS				
			GP	MINS	GA	SO	AVG.	GP	MIN	GA	SO	AVG.
1990-91	Moscow Dynamo	USSR	20	1070	36	0	2.01	—	—	—	—	—
1991-92	Moscow Dynamo	USSR	28	1326	35	0	1.58	—	—	—	—	—
1992-93	Calgary	NHL	1	65	5	0	4.62	—	—	—	—	—
	Salt Lake	IHL	44	2536	135	0	3.19	—	—	—	—	—
1993-94	Calgary	NHL	11	623	26	2	2.50	—	—	—	—	—
	Saint John	AHL	28	1629	93	0	3.42	—	—	—	—	—
1994-95	Calgary	NHL	6	236	16	0	4.07	—	—	—	—	—
	Saint John	AHL	7	383	20	0	3.13	—	—	—	—	—
1995-96	Buffalo	NHL	22	1094	64	0	3.51	—	—	—	—	—
	Rochester	AHL	5	299	13	0	2.61	—	—	—	—	—
1996-97	Buffalo	NHL	3	159	10	0	3.77	1	5	0	0	.00
NHL TOTALS			43	2177	121	2	3.33	1	5	0	0	.00
TOTALS AS A SABRE			25	1253	74	0	3.54	1	5	0	0	.00

### Yearly Won-Lost-Tied Record

Season	Team	Regular Season	Playoffs
		W-L-T	W-L
1992-93	Calgary	0-0-1	
	Salt Lake	23-17-3	
1993-94	Calgary	3-4-2	
	Saint John	10-10-3	
1994-95	Calgary	0-3-0	
	Saint John	1-5-1	
1995-96	Buffalo	8-8-1	
	Rochester	4-1-0	
1996-97	Buffalo	0-2-0	0-0
NHL Totals		11-17-4	
Buffalo Totals		8-10-1	







# Vaclav Varada

## 25

### Right Wing



**Born:** April 26, 1976  
Vsetin, Czechoslovakia

**Height:** 6'0"


**Weight:** 200

**Shoots:** Left

**HOW ACQUIRED:** Acquired by the Sabres on November 16, 1995 along with Martin Spanhel, Philadelphia's fourth round choice in the 1996 NHL Entry Draft (Mike Martone), and a first round choice in 1996 (later traded to Winnipeg - selection used on Daniel Briere) from San Jose in exchange for Doug Bodger.

**1996-97:** Appeared in the AHL All-Star Game representing the "World" Team...Named the Bauer AHL Rookie of the Month for April (8 GP, 4+3=7)...Made the team out of training camp, but was reassigned to Rochester after playing the first game (Oct. 4 at Edmonton)...Was recalled Jan. 28 and played three consecutive games before breaking his left hand Feb. 2 vs. Washington...Sent back to Rochester March 14 for the remainder of the season.

**CAREER:**  
**1995-96:** Made his NHL debut in the regular season finale on April 14 against Hartford... Participated in the 1996 World Junior Championships...  
**1994-95:** Led Tacoma in goals and points...Played on the Czech Republic team in the World Junior Championships in Alberta (had six goals and four assists in seven games)...**1993-94:** Represented the Czech Republic at the European Junior Championships, totaling three goals and three assists in five games...  
**Misc.:** San Jose's fourth round pick (89th overall) in the 1994 NHL Entry Draft.



**PERSONAL:** Name is pronounced VAHT-slav Vuh-RAH-da.

### PLAYING CAREER

Season	Team	League	REGULAR SEASON					PLAYOFFS				
			GP	G	A	PTS	PIM	GP	G	A	PTS	PIM
1992-93	Vitkovice	Czech.	1	0	0	0	—	—	—	—	—	—
1993-94	Vitkovice	Czech.	24	6	7	13	—	5	1	1	2	—
1994-95	Tacoma	WHL	68	50	38	88	108	4	4	3	7	11
1995-96	Kelowna	WHL	59	39	46	85	100	—	—	—	—	—
	Rochester	AHL	5	3	0	3	4	—	—	—	—	—
	Buffalo	NHL	1	0	0	0	0	—	—	—	—	—
1996-97	Rochester	AHL	53	23	25	48	81	10	1	6	7	27
	Buffalo	NHL	5	0	0	0	2	—	—	—	—	—
NHL TOTALS			6	0	0	0	2	—	—	—	—	—
TOTALS AS A SABRE			6	0	0	0	2	—	—	—	—	—







# Dixon Ward

## Left Wing

# 15



**Born:**  
September 23, 1968  
Leduc, Alberta

**Height:** 6'0"

**Weight:** 200

**Shoots:** Right

**Last Amateur Club:**  
North Dakota  
(WCHA)

### PLAYING CAREER

Season	Team	League	REGULAR SEASON					PLAYOFFS				
			GP	G	A	PTS	PIM	GP	G	A	PTS	PIM
1988-89	North Dakota	WCHA	37	8	9	17	26	—	—	—	—	—
1989-90	North Dakota	WCHA	45	35	34	69	44	—	—	—	—	—
1990-91	North Dakota	WCHA	43	34	35	69	84	—	—	—	—	—
1991-92	North Dakota	WCHA	38	33	31	64	90	—	—	—	—	—
1992-93	Vancouver	NHL	70	22	30	52	82	9	2	3	5	0
1993-94	Vancouver	NHL	33	6	1	7	37	—	—	—	—	—
	Los Angeles	NHL	34	6	2	8	45	—	—	—	—	—
1994-95	Toronto	NHL	22	0	3	3	31	—	—	—	—	—
	St. John's	AHL	6	3	3	6	19	—	—	—	—	—
	Detroit	IHL	7	3	6	9	7	5	3	0	3	7
1995-96	Buffalo	NHL	8	2	2	4	6	—	—	—	—	—
	Rochester	AHL	71	38	56	94	74	19	11	24	35	8
1996-97	Buffalo	NHL	79	13	32	45	36	12	2	3	5	6
NHL TOTALS			246	49	70	119	237	21	4	6	10	6
TOTALS AS A SABRE			87	15	34	49	42	12	2	3	5	6

**HOW ACQUIRED:** Signed as a free agent by the Sabres on August 24, 1995.

**1996-97: Playoffs:** Scored the game-winning goal at 19:40 of the third period in Game Three at Ottawa on April 21...Scored his first career short-handed goal in Game Four (May 9) at Philadelphia...**Regular season:** The winner of the team's Tim Horton Memorial Award (Unsung Hero)...His four game-winning goals represented a personal NHL best...Finished second on the team (behind Garry Galley) in assists...Had a personal Sabre-best five-game point-scoring streak (3+3=6) end March 8 in Montreal...Recorded his first shorthanded goal as a Sabre on Feb. 16 versus the Sharks...The Sabres' Met Life Player of the Month for February (9 GP, 3+6=9, +8)...Multiple point games: 8...Games missed due to injury: 2.

**CAREER:** 1995-96: Made his Sabre debut Dec. 13 against the Avalanche, registering a multiple-point game in the process...Played on the Calder Cup champion Rochester Americans, winning the AHL's Jack A. Butterfield Trophy as the playoff MVP and leading the league in post-season assists and points...1992-93: Led all NHL rookies in plus/minus with a +34...Finished seventh in scoring among NHL rookies...Had a four-point game (2+2=4) on Nov. 4 vs. Calgary...Scored his first NHL goal Oct. 16, at Winnipeg (for the Canucks)...1991-92: Member of the WCHA Second All-Star Team for the second straight year...Finished his four-year collegiate career ranked second on the school's all-time goals (110) and points (219) lists...Became the first player in UND history to record 100 goals and 100 assists...**Misc.:** Traded by the Kings to Toronto on October 3, 1994 with Guy Leveque, Kelly Fairchild, and Shayne Toporowski for Eric Lacroix, Chris Snell, and Toronto's fourth round pick in the 1996 Entry Draft (Eric Belanger)...Traded to Los Angeles with a conditional draft choice in 1995 on January 8, 1994 for Jimmy Carson...Vancouver's seventh round pick (128th overall) in the 1988 NHL En-

try Draft...Had played in four career games vs. the Sabres before coming to Buffalo, scoring one goal and adding one assist (no penalty minutes)...Most points in a game as a Sabre: 2 (multiple times).



**1996-97 MILESTONES:** His assist on Jan. 20 (vs. Chicago) was the 100th point of his NHL career...Dec. 20 (against the Kings) was his 200th career NHL game.

**PERSONAL:** 2-handicap golfer...Is affiliated with the Boys and Girls Club of Buffalo...Majored in journalism at the University of North Dakota, and wrote a column for the *Edmonton Sun* during his rookie year with the Canucks...Signed a multi-year deal with the Sabres August 5, 1997.

### Career Scoring vs. (Regular season only)

Team	GP	G	A	PTS	PIM
Ana.	7	1	0	1	0
Bos.	11	2	4	6	2
Cgy.	17	3	3	6	17
Chi.	15	1	2	3	26
Col.	5	1	2	3	7
Dal.	11	2	5	7	9
Det.	8	0	2	2	6
Edm.	15	1	3	4	19
Fla.	4	1	1	2	2
Hfd.	11	1	6	7	11
L.A.	13	5	3	8	12
Mtl.	11	3	4	7	8
N.J.	8	4	2	6	20
NYI.	5	1	2	3	2
NYR.	7	1	2	3	12
Ott.	11	1	3	4	4
Phi.	8	0	2	2	0
Pho.	11	3	5	8	23
Pit.	7	1	2	3	4
S.J.	19	7	3	10	23
Stl.	9	2	2	4	4
T.B.	8	3	0	3	20
Tor.	7	0	4	4	0
Van.	5	0	2	2	4
Wsh.	9	4	5	9	2






# Mike Wilson

## Defense

# 4



**Born:** February 26, 1975  
Brampton, Ontario

**Height:** 6'6"

**Weight:** 212

**Shoots:** Left

**Last Amateur Club:**  
Sudbury Wolves (OHL)

### PLAYING CAREER

Season	Team	League	Regular Season					Playoffs				
			GP	G	A	PTS	PIM	GP	G	A	PTS	PIM
1992-93	Sudbury	OHL	53	6	7	13	58	14	1	1	2	2
1993-94	Sudbury	OHL	60	4	22	26	62	9	1	3	4	8
1994-95	Sudbury	OHL	64	13	34	47	46	18	1	8	9	10
1995-96	Buffalo	NHL	58	4	8	12	41	—	—	—	—	—
	Rochester	AHL	15	0	5	5	38	—	—	—	—	—
1996-97	Buffalo	NHL	77	2	9	11	51	10	0	1	1	2
NHL TOTALS			135	6	17	23	92	10	0	1	1	2
TOTALS AS A SABRE			135	6	17	23	92	10	0	1	1	2


**HOW ACQUIRED:** Acquired on July 8, 1995 by Buffalo from Vancouver along with Mike Peca and the Canucks' first round selection (Jay McKee) in the 1995 NHL Entry in exchange for Alexander Mogilny and Buffalo's 1995 fifth round pick (Todd Norman).

**1996-97: Playoffs:** Appeared in his first career playoff game April 17 vs. Ottawa...His first-ever point came via an assist in Game One (May 3) vs. Philadelphia...**Regular season:** Had a three-game point-scoring streak end Dec. 4 vs. Vancouver... Scored the game-winning goal Nov. 29 vs. Ottawa...Was a +4 on Oct. 24 against Montreal...Changed his number after having worn 34 in '95-'96... Multiple-point games: 2...Games missed due to injury: 4.

**CAREER:** 1995-96: Won the Fred T. Hunt Memorial Trophy as the team's outstanding rookie...Only Darryl Shannon's combined Buffalo (10) and Winnipeg (5) total was higher on the Sabres than Mike's +13 plus/minus rating... Made his Sabre/NHL debut on Nov. 18 in New Jersey...Recorded his first NHL point with his assist Dec. 15 (vs. NY Rangers)...Scored his first NHL goal Jan. 30 at New York (Islanders)... Scored his first career game-winning goal Feb. 8 at Philadelphia...**Misc.:** Vancouver's first choice (20th overall) in the 1993 NHL Entry Draft...Most points in a game as a Sabre: 2 (three times).

**1996-97 MILESTONE:** Jan. 10 in Anaheim was his 100th Sabre/NHL game.

**PERSONAL:** Single...Has one brother...Nicknamed "Mini" and "Willie"... Works with "Kids Alive" - a family support group for children suffering from cancer.



### Career Scoring vs. (Regular season only)

Team	GP	G	A	PTS	PIM
Ana.	3	0	0	0	4
Bos.	8	0	0	0	9
Cgy.	3	0	0	0	6
Chi.	3	0	0	0	0
Col.	3	1	1	2	4
Dal.	2	0	0	0	0
Det.	3	0	0	0	0
Edm.	3	0	1	1	2
Fla.	6	0	0	0	2
Hfd.	10	0	1	1	2
L.A.	8	0	1	1	5
Mtl.	10	1	2	3	2
N.J.	7	0	2	2	6
NYI.	7	1	1	2	5
NYR.	7	0	1	1	4
Ott.	11	1	2	3	14
Phi.	7	1	0	1	2
Pho.	3	0	0	0	4
Pit.	10	1	0	1	4
S.J.	3	0	1	1	0
Stl.	3	0	0	0	4
T.B.	1	0	3	3	7
Tor.	4	0	0	0	0
Van.	4	0	1	1	2
Wsh.	6	0	0	0	6







# Alexei Zhitnik

## Defense

# 44



**Born:** October 10, 1972  
Kiev, USSR

**Height:** 5'11"

**Weight:** 202

**Shoots:** Left

### PLAYING CAREER

Season	Team	League	Regular Season					Playoffs				
			GP	G	A	PTS	PIM	GP	G	A	PTS	PIM
1989-90	Sokol Kiev	USSR	31	3	4	7	16	—	—	—	—	—
1990-91	Sokol Kiev	USSR	46	1	4	5	46	—	—	—	—	—
1991-92	CSKA	CIS	44	2	7	9	52	—	—	—	—	—
1992-93	Los Angeles	NHL	78	12	36	48	80	24	3	9	12	26
1993-94	Los Angeles	NHL	81	12	40	52	101	—	—	—	—	—
1994-95	Los Angeles	NHL	11	2	5	7	27	—	—	—	—	—
	Buffalo	NHL	21	2	5	7	34	5	0	1	1	14
1995-96	Buffalo	NHL	80	6	30	36	58	—	—	—	—	—
1996-97	Buffalo	NHL	80	7	28	35	95	12	1	0	1	16
NHL TOTALS			351	41	144	185	395	41	4	10	14	56
TOTALS AS A SABRE			181	15	63	78	187	17	1	1	2	30

**HOW ACQUIRED:** Came to the Sabres from Los Angeles on February 14, 1995 along with Robb Stauber, Charlie Huddy, and a fifth round pick (Marian Menhart) in the 1995 NHL Entry Draft in exchange for Grant Fuhr, Philippe Boucher, and Denis Tsygurov.

**1996-97:** Improved plus/minus from -25 in 1995-96 to +10, the best such mark of his NHL career...Sabres were 4-0-3 in games where he scored a goal...Had a four-game point-scoring streak end Oct. 30 in Dallas...His goal Oct. 18 against the Capitals was the first shorthanded tally of his NHL career...Played for Team Russia at the World Cup Tournament prior to the start of the season...Multiple point games: 5...Games missed due to injury: 0.

**CAREER:** **1995-96:** Played for Team Russia at the World Championships in Austria from April 21-May 5, 1996, registering one goal, one assist, and six penalty minutes in eight games...**1994-95:** Scored a goal on his first shot in his first game as a Sabre (Feb. 15 vs. NY Rangers)...**1993-94:** Played at the World Championships in Italy in 1994, tallying one goal in six games as assistant captain for Team Russia...**1992-93:** Played on the Stanley Cup runner-up Los Angeles Kings...Posted the second-highest point total ever by a Kings' rookie defenseman...His point total was also second in the league among rookie defensemen...**1991-92:** Represented the gold medal Unified Team at the 1992 Winter Olympics in Albertville, France...**Misc.:** Fourth round draft choice of the Kings (81st overall) in the 1991 NHL Entry Draft, held in Buffalo...Prior to joining the Sabres, he'd played in four games lifetime against Buffalo, registering one assist and four penalty minutes...Most points in a game as a Sabre: 4 (11/18/95).

**1996-97 MILESTONES:** Played his 300th NHL game Dec. 14 in Boston.

**PERSONAL:** Has a twin brother named Dimitri... Wife's name is Luda.



### Career Scoring vs. (Regular season only)


Team	GP	G	A	PTS	PIM
Ana.	11	0	2	2	14
Bos.	16	0	8	8	14
Cgy.	18	2	14	16	16
Chi.	14	0	5	5	6
Col.	9	1	3	4	10
Dal.	11	1	4	5	28
Det.	14	1	5	6	10
Edm.	18	4	10	14	29
Fla.	12	1	4	5	14
Hfd.	16	2	8	10	8
L.A.	4	1	0	1	4
Mtl.	18	1	4	5	47
NYI.	13	3	3	6	27
NYR.	12	4	7	11	2
N.J.	12	3	7	10	8
Ott.	17	3	5	8	6
Phi.	13	0	4	4	22
Pho.	14	1	10	11	14
Pit.	18	2	9	11	24
S.J.	17	0	11	11	20
Stl.	10	4	2	6	12
T.B.	15	0	4	4	16
Tor.	14	3	6	9	16
Van.	18	1	6	7	10
Wsh.	13	3	2	5	10





# Michael Bales

## Goaltender



**Born:** August 6, 1971 - Prince Albert, Saskatchewan

**Height:** 6'1" **Weight:** 180 **Catches:** Left

**Last Amateur Club:** Ohio State University

**HOW ACQUIRED:** Signed by the Sabres as a free agent on August 14, 1997.

**CAREER:** Signed as a free agent by Ottawa on July 4, 1994...Fifth round draft choice (105th overall) of the Boston Bruins in the 1990 NHL Entry Draft.

### Yearly Won-Lost-Tied Record

Season	Team	Regular Season	Playoffs
		W-L-T	W-L
1989-90	Ohio State	6-13-2	
1990-91	Ohio State	11-24-3	
1991-92	Ohio State	11-20-5	
1992-93	Boston	0-0-0	
	Providence	22-17-0	0-2
1993-94	Providence	9-15-4	
1994-95	P.E.I.	25-16-3	6-3
	Ottawa	0-0-0	
1995-96	Ottawa	2-14-1	
	P.E.I.	0-2-0	
1996-97	Baltimore	13-21-8	
	Ottawa	0-1-0	
NHL Totals		2-15-1	

### PLAYING CAREER

Season	Team	League	Regular Season					Playoffs				
			GP	MINS	GA	SO	AVG.	GP	MIN	GA	SO	AVG.
1989-90	Ohio State	CCHA	21	1117	95	0	5.11	—	—	—	—	—
1990-91	Ohio State	CCHA	39	2180	184	0	5.06	—	—	—	—	—
1991-92	Ohio State	CCHA	36	2060	180	0	5.24	—	—	—	—	—
1992-93	Boston	NHL	1	25	1	0	2.40	—	—	—	—	—
	Providence	AHL	44	2363	166	1	4.21	2	118	8	0	4.07
1993-94	Providence	AHL	33	1757	130	0	4.44	—	—	—	—	—
1994-95	P.E.I.	AHL	45	2649	160	2	3.62	9	530	24	2	2.72
	Ottawa	NHL	1	3	0	0	0.00	—	—	—	—	—
1995-96	Ottawa	NHL	20	1040	72	0	4.15	—	—	—	—	—
	P.E.I.	AHL	2	118	11	0	5.58	—	—	—	—	—
1996-97	Baltimore	AHL	46	2543	130	3	3.07	—	—	—	—	—
	Ottawa	NHL	1	52	4	0	4.62	—	—	—	—	—
NHL TOTALS			23	1120	77	0	4.13	—	—	—	—	—

# Daniel Bienvenue

## Left Wing



**Born:** June 10, 1977 - Val d'Or, Quebec

**Height:** 6'0" **Weight:** 196 **Shoots:** Left

**HOW ACQUIRED:** Fifth round draft choice (123rd overall) of the Sabres in 1995.

**CAREER:** Signed a contract with the Sabres June 6, 1997...Selected (by Chicoutimi) in the first round (fifth overall) of the QMJHL draft in 1993...A midjet First Team All-Star in 1992-93.

### PLAYING CAREER

Season	Team	League	Regular Season					Playoffs				
			GP	G	A	PTS	PIM	GP	G	A	PTS	PIM
1993-94	Chicoutimi	QMJHL	42	2	7	9	4	—	—	—	—	—
1994-95	Val d'Or	QMJHL	67	27	14	41	40	—	—	—	—	—
1995-96	Val d'Or	QMJHL	67	30	42	72	65	13	6	1	7	0
1996-97	Val d'Or	QMJHL	20	4	4	8	22	13	6	6	12	19

# Matt Davidson

## Right Wing



**Born:** August 9, 1977 - Flin Flon, Manitoba

**Height:** 6'2" **Weight:** 190 **Shoots:** Right

**HOW ACQUIRED:** Fourth round draft choice (94th overall) of the Sabres in 1995.

**1996-97:** Signed a contract with the Sabres in April 1997...Member of the WHL West Division Champion Portland Winterhawks (who tied for the best record in the league)...His

44 goals led the team...Finished with a +34 mark.

### PLAYING CAREER


Season	Team	League	Regular Season					Playoffs				
			GP	G	A	PTS	PIM	GP	G	A	PTS	PIM
1993-94	Portland	WHL	59	4	12	16	18	10	0	0	0	4
1994-95	Portland	WHL	72	17	20	37	51	9	1	3	4	0
1995-96	Portland	WHL	70	24	26	50	96	7	2	2	4	2
1996-97	Portland	WHL	72	44	27	71	47	6	0	1	1	2





# Martin Biron

## Goaltender



**Born:** August 15, 1977  
Lac St. Charles, Quebec

**Height:** 6'1"

**Weight:** 154

**Catches:** Left

**HOW ACQUIRED:** First round draft choice (16th overall) of the Sabres in the 1995 NHL Entry Draft.

**1996-97:** Traded from Beauport to Hull, who eventually won the Robert Lebel Division... Finished with the lowest goals against average in the QMJHL (numbers with Hull only)... Was recalled twice by the Sabres on an emergency basis on Feb. 9 and Mar. 20, but did not see action.

**CAREER:** 1995-96: Became the fourth youngest goalie to appear in an NHL game (18 years, 133 days) when he made his debut on December 26, 1995, starting Buffalo's game at Pittsburgh... Led the QMJHL in goalie games played and wins in the playoffs... 1994-95: Led the QMJHL in playoff shutouts and regular season goals-against average... Named the Canadian Major Junior Goaltender of the Year and to the Canadian Major Junior First All-Star Team.

**PERSONAL:** Agreed to terms on a multi-year contract with the Sabres on January 11, 1996.

### Yearly Won-Lost-Tied Record


Season	Team	Regular Season	Playoffs
		W-L-T	W-L
1994-95:	Beauport	29-16-9	8-7
1995-96:	Buffalo	0-2-0	
	Beauport	29-17-7	12-7
1996-97	Beauport	6-9-1	
	Hull	11-4-1	3-1

### PLAYING CAREER

Season	Team	League	Regular Season					Playoffs				
			GP	MINS	GA	SO	AVG.	GP	MIN	GA	SO	AVG.
1993-94	Trois Rivieres	Midget	23	1412	80	1	3.40					
1994-95	Beauport	QMJHL	56	3193	132	3	2.48	16	900	37	4	2.47
1995-96	Buffalo	NHL	3	119	10	0	5.04					
	Beauport	QMJHL	55	3207	152	1	2.84	19				3.39
1996-97	Beauport	QMJHL	18	928	61	1	3.94					
	Hull	QMJHL	16	974	43	2	2.65	6	325	19	0	3.51
NHL TOTALS			3	119	10	0	5.04					
TOTALS AS A SABRE			3	119	10	0	5.04					

# Mark Dutiaume

## Left Wing



**Born:** January 31, 1977

Winnipeg, Manitoba

**Height:** 6'1" **Weight:** 200 **Shoots:** Left

**HOW ACQUIRED:** Second round draft pick of the Sabres (42nd overall) in the 1995 NHL Entry Draft.

**1996-97:** Signed a contract with the Sabres June 6, 1997... Member of the WHL East Division Champion Brandon Wheat Kings... His one goal in Rochester came via the power play.


**CAREER:** Helped Brandon to a 1995 Memorial Cup appearance... Played for Team Western in World Challenge in 1994.

### PLAYING CAREER

Season	Team	League	Regular Season					Playoffs				
			GP	G	A	PTS	PIM	GP	G	A	PTS	PIM
1993-94	Tri-City	WHL	3	2	0	2	0					
	Brandon	WHL	55	4	7	11	43	12	0	2	2	6
1994-95	Brandon	WHL	62	23	21	44	80	17	1	2	3	33
1995-96	Brandon	WHL	7	0	4	4	6	9	2	1	3	12
1996-97	Brandon	WHL	48	12	11	23	73	6	2	2	4	13
	Rochester	AHL	6	1	1	2	0					

# Jean-Luc Grand-Pierre

## Defense



**Born:** February 2, 1977 - Montreal, Quebec

**Height:** 6'3" **Weight:** 207 **Shoots:** Right

**HOW ACQUIRED:** Acquired by the Sabres on March 20, 1996 along with a second round draft in 1996 (Cory Sarich), and a third round selection in 1997 from St. Louis in exchange for Yuri Khmylev and an eighth round selection in the 1996 NHL Entry Draft (Andrei Podkonicky).

**1996-97:** Signed a contract with the Sabres June 6, 1997... Finished the season with a +18 mark... Led all Val d'Or defensemen in scoring in the postseason.

**CAREER:** St. Louis' seventh round choice, 179th overall, in the 1995 NHL Entry Draft... Played for the gold-medal winning Under-17 team from Quebec in the 1994 World Challenge.

### PLAYING CAREER


Season	Team	League	Regular Season					Playoffs				
			GP	G	A	PTS	PIM	GP	G	A	PTS	PIM
1993-94	Beauport	QMJHL	46	1	4	5	27	1	0	0	0	0
1994-95	Val d'Or	QMJHL	59	10	13	23	126					
1995-96	Val d'Or	QMJHL	67	13	21	34	209	13	1	4	5	47
1996-97	Val d'Or	QMJHL	58	9	24	33	186	13	5	8	13	46





# Denis Hamel

## Left Wing



**Born:** May 10, 1977 - Lachute, Quebec  
**Height:** 6'2" **Weight:** 200 **Shoots:** Left

**HOW ACQUIRED:** Acquired by the Sabres on March 19, 1996 from St. Louis in exchange for Charlie Huddy and a seventh round selection in the 1996 NHL Entry Draft (Daniel Corso).

**1996-97:** Signed a contract with the Sabres June 6, 1997...Tied for first on his team in scoring, after finishing second the season before...Finished 13th overall in the QMJHL in regular season scoring, and fifth in the playoffs.

**CAREER:** St. Louis' sixth round choice, 153rd overall, in the 1995 NHL Entry Draft.

### PLAYING CAREER

Season	Team	League	Regular Season					Playoffs				
			GP	G	A	PTS	PIM	GP	G	A	PTS	PIM
1994-95	Chicoutimi	QMJHL	66	15	12	27	155	12	2	0	2	27
1995-96	Chicoutimi	QMJHL	65	40	49	89	199	17	10	14	24	64
1996-97	Chicoutimi	QMJHL	70	50	50	100	357	20	15	10	25	58

# Sergei Klimentiev

## Defense



**Born:** April 5, 1975 - Kiev, Ukraine  
**Height:** 5'11" **Weight:** 200 **Shoots:** Left  
**Last Amateur Club:** Medicine Hat Tigers (WHL)

**HOW ACQUIRED:** Buffalo's fifth round choice (121st overall) in the 1994 NHL Entry Draft.

**1996-97:** Led Rochester defensemen with 14 goals.


**CAREER:** Won the Calder Cup with the 1995-96 Amers...Signed a multi-year contract with the Sabres on July 27, 1995.

### Playing Career

Season	Team	League	Regular Season					Playoffs				
			GP	G	A	PTS	PIM	GP	G	A	PTS	PIM
1991-92	SVSM Kiev	CIS 3	42	4	15	19						
1992-93	Sokol Kiev	CIS	3	0	0	0	4	1	0	0	0	0
1993-94	Medicine Hat	WHL	72	16	26	42	165	3	0	0	0	4
1994-95	Medicine Hat	WHL	71	19	45	64	146	5	4	2	6	14
	Rochester	AHL	7	0	0	0	8	1	0	0	0	0
1995-96	Rochester	AHL	70	7	29	36	74	19	2	8	10	16
1996-97	Rochester	AHL	77	14	28	42	114	10	1	4	5	28

# Mike Hurlbut

## Defense



**Born:** October 7, 1966  
 Massena, New York

**Height:** 6'2"

**Weight:** 200

**Shoots:** Left

**HOW ACQUIRED:** Signed as a free agent with the Sabres on August 11, 1997.

**1996-97:** Finished tied for third on the Aeros in playoff scoring.

**CAREER:** Selected an AHL Second Team All-Star in 1995...Traded to Quebec on September 7, 1993 for Alexander Karpovtsev...Named to the NCAA East First All-American Team in 1989...Rangers' first choice (fifth overall) in the 1988 Supplemental Draft.


### PLAYING CAREER

Season	Team	League	Regular Season					Playoffs				
			GP	G	A	PTS	PIM	GP	G	A	PTS	PIM
1985-86	St. Lawrence	ECAC	25	2	10	12	40	---	---	---	---	---
1986-87	St. Lawrence	ECAC	35	8	15	23	44	---	---	---	---	---
1987-88	St. Lawrence	ECAC	38	6	12	18	18	---	---	---	---	---
1988-89	St. Lawrence	ECAC	36	8	25	33	30	---	---	---	---	---
	Denver	IHL	8	0	2	2	13	4	1	2	3	2
1989-90	Flint	IHL	74	3	34	37	38	3	0	1	1	2
1990-91	San Diego	IHL	2	1	0	1	0	---	---	---	---	---
	Binghamton	AHL	33	2	11	13	27	3	0	1	1	0
1991-92	Binghamton	AHL	79	16	39	55	64	11	2	7	9	8
1992-93	NY Rangers	NHL	23	1	8	9	16	---	---	---	---	---
	Binghamton	AHL	45	11	25	36	46	14	2	5	7	12
1993-94	Quebec	NHL	1	0	0	0	0	---	---	---	---	---
	Cornwall	AHL	77	13	33	46	100	13	3	7	10	12
1994-95	Cornwall	AHL	74	11	49	60	69	3	1	0	1	15
1995-96	Minnesota	IHL	22	1	4	5	22	---	---	---	---	---
	Houston	IHL	38	3	12	15	33	---	---	---	---	---
1996-97	Houston	IHL	70	11	24	35	62	13	5	8	13	12
NHL TOTALS			24	1	8	9	16	---	---	---	---	---





# Scott Nichol Center



**Born:** December 31, 1974  
Edmonton, Alberta  
**Height:** 5'8" **Weight:** 160 **Shoots:** Right  
**Last Amateur Club:** Portland (WHL)

**HOW ACQUIRED:** Eleventh round draft choice (272nd overall) of the Sabres in 1993.

**1996-97:** Led the Amerks in short-handed goals (4) and game-winning goals (6).

**CAREER:** Played on the 1995-96 Calder Cup winning Rochester Americans...Made his Sabre/NHL debut on April 13, 1995 in Washington.

## PLAYING CAREER

Season	Team	League	Regular Season					Playoffs				
			GP	G	A	PTS	PIM	GP	G	A	PTS	PIM
1992-93	Portland	WHL	67	31	33	64	146	16	8	8	16	41
1993-94	Portland	WHL	65	40	53	93	144	—	—	—	—	—
1994-95	Rochester	AHL	71	11	16	27	136	5	0	3	3	14
1995-96	Buffalo	NHL	2	0	0	0	10	—	—	—	—	—
	Rochester	AHL	62	14	18	32	170	19	7	6	13	36
1996-97	Rochester	AHL	68	22	21	43	133	10	2	1	3	26
NHL TOTALS			2	0	0	0	10	—	—	—	—	—
TOTALS AS A SABRE			2	0	0	0	10	—	—	—	—	—

# Patrice Tardif Center



**Born:** October 30, 1970 - Thetford Mines, Quebec  
**Height:** 6'2" **Weight:** 202 **Shoots:** Left

**HOW ACQUIRED:** Signed as a free agent with the Sabres on August 11, 1997.

**1996-97:** Member of the Turner Cup Champion Detroit Vipers.

**CAREER:** He, along with two other players and two draft choices, was part of the Blues' Feb. 27, 1996 trade which brought Wayne Gretzky from Los Angeles...Third round draft choice (54th overall) in the 1990 NHL Entry Draft.

## PLAYING CAREER

Season	Team	League	Regular Season					Playoffs				
			GP	G	A	PTS	PIM	GP	G	A	PTS	PIM
1990-91	U. of Maine	H.E.	36	13	12	25	18	—	—	—	—	—
1991-92	U. of Maine	H.E.	31	18	20	38	14	—	—	—	—	—
1992-93	U. of Maine	H.E.	45	23	25	48	22	—	—	—	—	—
1993-94	U. of Maine	H.E.	34	18	15	33	42	—	—	—	—	—
	Peoria	IHL	11	4	4	8	21	4	2	0	2	4
1994-95	Peoria	IHL	53	27	18	45	83	—	—	—	—	—
	St. Louis	NHL	27	3	10	13	29	—	—	—	—	—
1995-96	St. Louis	NHL	23	3	0	3	12	—	—	—	—	—
	Worcester	AHL	30	13	13	26	69	—	—	—	—	—
	Los Angeles	NHL	15	1	1	-2	37	—	—	—	—	—
1996-97	Phoenix	IHL	9	0	3	3	13	—	—	—	—	—
	Detroit	IHL	66	24	23	47	70	8	0	0	0	6
NHL TOTALS			65	7	11	18	78	—	—	—	—	—

# Shayne Wright Defense



**Born:** June 30, 1975 - Welland, Ontario  
**Height:** 6'0" **Weight:** 189 **Shoots:** Left  
**Last Amateur Club:** Owen Sound Platers (OHL)

**HOW ACQUIRED:** Buffalo's eleventh round choice (277th overall) in the 1994 NHL Entry Draft.

**1996-97:** One of only two Amerks to play in all regular season and playoff games...His +20 rating was the second best mark on the team (behind Terry Hollinger's +21).

**PERSONAL:** Played with Wayne Primeau at Owen Sound (OHL).

## PLAYING CAREER

Season	Team	League	Regular Season					Playoffs				
			GP	G	A	PTS	PIM	GP	G	A	PTS	PIM
1992-93	Owen Sound	OHL	62	9	21	30	101	8	2	0	2	5
1993-94	Owen Sound	OHL	64	11	24	35	95	9	1	10	11	4
1994-95	Owen Sound	OHL	63	12	50	62	114	10	1	9	10	34
	Rochester	AHL	2	0	0	0	0	4	0	1	1	0
1995-96	Rochester	AHL	48	0	7	7	99	5	0	1	1	8
1996-97	Rochester	AHL	80	7	30	37	124	10	2	3	5	6

# Mike Zanutto Center



**Born:** January 1, 1977 - Burlington, Ontario  
**Height:** 6'0" **Weight:** 190 **Shoots:** Left

**HOW ACQUIRED:** Eighth round draft choice (198th overall) of the Sabres in 1995.

**1996-97:** Signed a contract with the Sabres June 6, 1997...Member of the OHL Champion Oshawa Generals.

## PLAYING CAREER

Season	Team	League	Regular Season					Playoffs				
			GP	G	A	PTS	PIM	GP	G	A	PTS	PIM
1994-95	North Bay	OHL	13	1	1	2	2	—	—	—	—	—
	Oshawa	OHL	42	13	17	30	2	7	4	1	5	0
1995-96	Oshawa	OHL	66	32	38	70	6	5	0	2	2	0
1996-97	Oshawa	OHL	62	23	33	56	18	18	6	6	12	12





## ALL-TIME UNIFORM NUMBERS

- 00 Martin Biron.
- 1 John Blue, David Littman, Jacques Cloutier, Don Edwards, Roger Crozier.
- 2 Tim Horton, Jim Watson.
- 3 Garry Galley, Dean Melanson, Grant Ledyard, Calle Johansson, Jim Hofford, Richie Dunn, Hannu Virta, Bill Stewart, Paul McIntosh, Jocelyn Guevremont, Mike Robitaille, Paul Terbenche, Tracy Pratt.
- 4 Mike Wilson, Bob Boughner, Grant Jennings, Alexei Zhitnik, Philippe Boucher, Uwe Krupp, Steve Dykstra, Jim Korn, Jerry Korab, Timo Jutila, Mark Renaud, John Van Boxmeer, Tracy Pratt, Mike McMahon.
- 5 Ed Ronan, Craig Muni, Mike Ramsey, John Van Boxmeer, Lee Fogolin, Larry Carriere, Larry Hillman, Doug Barrie.
- 6 Bob Boughner, Doug Houda, Keith Carney, Phil Housley, Ron Fischer, Jim Schoenfeld, Al Hamilton.
- 7 Petr Svoboda, Kevin Haller, John Tucker, Mike Donnelly, Dale McCourt, Randy Cunneynworth, Rick Martin, Rene Robert, Cliff Schmutz.
- 8 Darryl Shannon, Doug Bodger, Jim Jackson, Paul Cyr, Richard Hajdu, Don Lever, Dave Fenyves, Bob Mongrain, Real Cloutier, Tony McKegney, Jim Lorentz, Rick Martin, Dick Duff, Butch Deadmarsh, Bill Inglis.
- 9 Vaclav Varada, Viktor Gordioui, Greg Brown, Scott Arniel, Gilles Hamel, Mike Moller, J.F. Sauve, Rick Dudley, Jacques Richard, Norm Gratton, Rick Martin, Butch Deadmarsh, Danny Lawson, Reggie Fleming.
- 10 Brad May, Dale Hawerchuk, Craig Ramsay, Phil Goyette.
- 11 Gil Perreault.
- 12 Randy Burridge, Peter Ambroziak, Bob Errey, Peter Ciavaglia, Greg Paslawski, Scott Metcalfe, Rick Vaive, Ken Priestlay, Jody Gage, Sean McKenna, Andre Savard, Gary McAdam, Larry Mickey, Mike Byers, Skip Krake.
- 13 Yuri Khmylev, Jim Schoenfeld.
- 14 Dave Hannan, Jody Gage, Steve Ludzik, Mikael Andersson, Mike Moller, Alan Haworth, Rene Robert, Norm Gratton, Don Luce, Rod Zaine, Randy Wyrozub.
- 15 Dixon Ward, Sergei Petrenko, Greg Brown, Randy Wood, Lou Franceschetti, Kevin Haller, Doug Smith, Chris Langevin, Adam Creighton, Geordie Robertson, Yvon Lambert, Rob McClanahan, Mike Boland, Gary McAdam, Michel Deziel, Bryan McSheffrey, Gerry Meehan.
- 16 Pat LaFontaine, Darrin Shannon, Mike Donnelly, Paul Brydges, Ric Seiling, Derek Smith, Peter McNab, Real Lemieux, Randy Wyrozub, Ron Anderson, Butch Deadmarsh.
- 17 Jason Dawe, Brent Hughes, Craig Simpson, Todd Simon, Colin Patterson, Mike Foligno, Gilles Hamel, John Gould, Rick Dudley, Derek Smith, Fred Stanfield, Bob Richer, Floyd Smith.
- 18 Michal Grosek, Wayne Presley, Dave Snuggerud, Bob Halkidis, Paul Cyr, Gilles Hamel, Danny Gare, Paul Terbenche, Kevin O'Shea.
- 19 Brian Holzinger, Randy Wood, Tony Tanti, Kevin Maguire, Doug Trapp, Bob Halkidis, Jim Wiemer, Sean McKenna, Jeff Eatough, Randy Cunneynworth, Derek Smith, Alex Tidey, Morris Titanic, Fred Stanfield, Steve Atkinson, Francois Lacombe, Brian Perry.
- 20 Bob Sweeney, Dave McLlwain, Mike Hartman, Don Lever, Brent Peterson, Kai Suikkanen, Don Luce, Dick Duff, Brian McDonald.
- 21 Mark Astley, Scott Thomas, Christian Ruuttu, Richie Dunn, Claude Verret, J.F. Sauve, Dave Schultz, Ron Schock, Brian Spencer, Ron Busniuk, John Gould, Hugh Harris, Terry Ball, Larry Mickey, Larry Keenan, Paul Andrea, Jean-Guy Lagace.
- 22 Charlie Huddy, Craig Simpson, Rick Vaive, Lindy Ruff, Jocelyn Guevremont, Peter McNab, Doug Rombough, Ray McKay, Rod Zaine, Don Marshall.
- 23 Bill Houlder, Randy Hillier, Jiri Sejba, Ray Sheppard, Gates Orlando, Kai Suikkanen, Ron Fischer, Hannu Virta, Sean McKenna, Bob Hess, Randy Cunneynworth, Mike Ramsey, Ken Breitenbach, Larry Carriere, Joe Noris, Eddie Shack, John Gould, Rene Robert, Paul Terbenche.

## ALL-TIME UNIFORM NUMBERS

- 24 Dane Jackson, Philippe Boucher, Randy Moller, Jay Wells, Mike Donnelly, Steve Smith, Ed Hospodar, Bill Hajt, Gary Bromley, Peter McNab, Randy Wyrozub, John Gould, Ron Busniuk, Chris Evans, Ray McKay, Jean-Guy Talbot, Butch Deadmarsh.
- 25 Vaclav Varada, Rob Conn, Dave Andreychuk, Mal Davis, Jere Gillis, Bob Mongrain, Terry Martin, Craig Ramsay, Hap Myers, Brian Perry.
- 26 Derek Plante, Keith Carney, Dean Kennedy, Darrin Shannon, Richie Dunn, Bob Logan, Phil Russell, Pat Hughes, Dave Maloney, Steve Patrick, Val James, Ken Breitenbach, Alex Tidey, Derek Smith, Randy Wyrozub, Larry Keenan.
- 27 Michael Peca, Brad May, Larry Playfair, Joe Reekie, Wilf Paiement, Joe Kowal.
- 28 Donald Audette, Dale DeGray, Mark Ferner, Jeff Parker, Tom Kurvers, Brian Engblom, Richard Hajdu, Paul Gardner, Bob Sauve, Ron Fischer, Jim Walsh, Gary Bromley, Rocky Farr, Dave Dryden, Terry Ball.
- 29 Darryl Shannon, Dane Jackson, Scott Pearson, Denis Tsygurov, Bob Corkum, Jeff Parker, Richie Dunn, Mark Ferner, Jeff Parker, Mal Davis, Dave Andreychuk, Jacques Cloutier, Val James, Mike Moller, Don Edwards, Gary Bromley.
- 30 Andrei Trefilov, Clint Malarchuk, Tom Barrasso, Paul Harrison, Val James, Randy Ireland, Gerry Desjardins, Rocky Farr, Dave Dryden, Joe Daley.
- 31 Steve Shields, Grant Fuhr, Daren Puppa, Joe Reekie, Dave Fenyves, Al Smith.
- 32 Rob Ray, Scott Metcalfe, Don McSween, Norm Lacombe, Bob Mongrain, Gary McAdam, Wayne Ramsey.
- 33 Scott Pearson, Mark Astley, Bob Sweeney, Benoit Hogue, Jody Gage, Lee Fogolin, Jim Hofford, Phil Myre.
- 34 Mike Wilson, Gord Donnelly, David Littman, Lou Franceschetti, Darren Eliot, Scott Metcalfe, Jim Korn, Adam Creighton.
- 35 Robb Stauber, Tom Draper, Darcy Wakaluk, Daren Puppa.
- 36 Matthew Barnaby, Darcy Loewen, Jan Ludvig.
- 37 Curtis Brown, Barrie Moore, Curtis Brown, Lou Franceschetti, Bill Houlder, Shawn Anderson.
- 38 Barrie Moore, Jay McKee, Joel Savage, Adam Creighton.
- 39 Dominik Hasek, Brian Curran, Don McSween, Trent Kaese, Clark Gillies.
- 40 Rumun Ndur, James Black, Mitch Molloy, Larry Playfair, Uwe Krupp.
- 41 Dave Hannan, Ken Sutton, Brian Curran.
- 42 Richard Smehlik, Mikko Makela, Bob Corkum, Brad Miller, Steve Dykstra.
- 43 Jason Dawe, Francois Guay.
- 44 Alexei Zhitnik, Doug Macdonald, Brad Miller, Jerry Korab.
- 45 Scott Nichol, Donald Audette.
- 47 Bill Houlder.
- 48 Brad May.
- 55 Reed Larson, Joe Reekie.
- 56 Ken Priestlay.
- 65 Mark Napier.
- 74 Jay McKee.
- 76 Wayne Primeau.
- 77 Pierre Turgeon.
- 81 Miroslav Satan.
- 89 Alexander Mogilny.
- 90 Clark Gillies.
- 93 Anatoli Semenov.





## IN THE SYSTEM

### Scott Buhler *Goaltender*

Selected in ninth round (222nd overall) in 1996

Born: January 14, 1978 • 5'11", 169 lbs.

Season	Team	League	GP	W-L-T	MINS	GA	SO	GAA
1995-96	Medicine Hat	WHL	27	6-7-2	1130	80	1	4.25
1996-97	Medicine Hat	WHL	51	26-20-1	2845	173	2	3.65

### Ryan Davis *Right Wing*

Selected in sixth round (142nd overall) in 1996

Born: February 16, 1978 • 6'2", 185 lbs.

Season	Team	League	GP	G	A	PTS	PIM
1995-96	Owen Sound	OHL	60	11	9	20	63
1996-97	Owen Sound	OHL	61	23	20	43	112

### Mike Martone *Defense*

Selected in fourth round (106th overall) in 1996

Born: September 26, 1977 • 6'2", 200 lbs.

Season	Team	League	GP	G	A	PTS	PIM
1994-95	Peterborough	OHL	62	3	9	12	97
1995-96	Peterborough	OHL	64	3	12	15	134
1996-97	Peterborough	OHL	50	9	21	30	104

### Francois Methot *Center*

Selected in third round (54th overall) in 1996

Born: April 26, 1978 • 6'0", 175 lbs.

Season	Team	League	GP	G	A	PTS	PIM
1994-95	St-Hyacinthe	QMJHL	60	14	38	52	22
1995-96	St-Hyacinthe	QMJHL	68	32	62	94	22
1996-97	R.N./Shawinigan	QMJHL	65	29	47	76	24

### Darren Mortier *Center*

Selected in sixth round (161st overall) in 1996

Born: May 4, 1978 • 6'1", 175 lbs.

Season	Team	League	GP	G	A	PTS	PIM
1995-96	Sarnia	OHL	63	20	22	42	26
1996-97	Sarnia	OHL	61	22	28	50	47

## IN THE SYSTEM

### Cory Sarich *Defense*

Selected in second round (27th overall) in 1996

Born: August 16, 1978 • 6'3", 175 lbs.

Season	Team	League	GP	G	A	PTS	PIM
1994-95	Saskatoon	Midget	31	5	22	27	99
1995-96	Saskatoon	WHL	59	5	18	23	54
1996-97	Saskatoon	WHL	58	6	27	33	158

### Alexei Tezikov *Defense*

Selected in fifth round (115th overall) in 1996

Born: March 2, 1978 • 6'1", 198 lbs.

Season	Team	League	GP	G	A	PTS	PIM
1995-96	Lada Togliatti	CIS	14	0	0	0	8
1996-97	Nizhny Novgorod	CIS	5	0	2	2	2

### Darren Van Oene *Left Wing*

Selected in second round in 1996 (33rd overall)

Born: January 18, 1978 • 6'3", 207 lbs.

Season	Team	League	GP	G	A	PTS	PIM
1994-95	Brandon	WHL	58	5	13	18	106
1995-96	Brandon	WHL	47	10	18	28	126
1996-97	Brandon	WHL	56	21	27	48	139

### Kurt Walsh *Right Wing*

Selected in fourth round in 1996 (87th overall)

Born: September 26, 1977 • 6'2", 205 lbs.

Season	Team	League	GP	G	A	PTS	PIM
1993-94	Newmarket	OHL	33	1	2	3	30
1994-95	Sarnia/Oshawa	OHL	64	6	14	20	59
1995-96	Owen Sound	OHL	67	27	27	54	83
1996-97	Owen Sound	OHL	63	17	16	33	73





# 1997 ENTRY DRAFT SELECTIONS

## ROUND ONE - 21ST CHOICE OVERALL

**MIKA NORONEN** GOALTENDER  
 Born: June 17, 1979 6'1", 191

Season	GP	MINS	GA	SO	GAA	Team (League)
1995-96	16	962	37	2	2.31	Tappara Tampere Jr. (Finnish Jr.)
1996-97	5	215	17	0	4.73	Tappara Tampere (Finnish)



## ROUND TWO - 48TH CHOICE OVERALL

**HENRIK TALLINDER** DEFENSE  
 Born: January 10, 1979 6'3", 194

Season	GP	G	A	PTS	PIM	Team (League)
1995-96	40	4	13	17	55	AIK Solna Jr. (Swedish Jr.)
1996-97	1	0	0	0	0	AIK Solna (Swedish)



## ROUND THREE - 69TH CHOICE OVERALL

**MAXIM AFINOGENOV** RIGHT WING  
 Born: September 4, 1979 5'11", 176


Season	GP	G	A	PTS	PIM	Team (League)
1995-96	1	0	0	0	0	Dynamo Moscow (CIS)
	na	na	na	na	na	Dynamo "2" Moscow (Russia 2)
	5	1	1	2	0	RUS 78 (European)
1996-97	29	6	5	11	10	Dynamo Moscow (Russia)
	14	9	2	11	10	Dynamo "2" Moscow (Russia 3)
	6	4	3	7	6	RUS 79 (European)



## ROUND THREE - 75TH CHOICE OVERALL

**JEFF MARTIN** CENTER  
 Born: April 26, 1979 6'1 1/2", 177

Season	GP	G	A	PTS	PIM	Team (League)
1994-95	43	24	30	54	4	Stratford (Jr. B)
1995-96	63	9	5	14	8	Windsor (OHL)
1996-97	65	24	23	47	37	Windsor (OHL)



## ROUND FOUR - 101ST CHOICE OVERALL

**LUC THEORET** DEFENSE  
 Born: July 30, 1979 6'1 1/2", 197

Season	GP	G	A	PTS	PIM	Team (League)
1995-96	47	4	13	17	41	Lethbridge (WHL)
1996-97	43	3	7	10	51	Lethbridge (WHL)



# 1997 ENTRY DRAFT SELECTIONS

## ROUND FIVE - 128TH CHOICE OVERALL

**TORREY DIROBERTO** CENTER  
 Born: April 17, 1978 5'11", 180

Season	GP	G	A	PTS	PIM	Team (League)
1995-96	70	16	19	35	118	Seattle (WHL)
1996-97	72	37	44	81	91	Seattle (WHL)



## ROUND SIX - 156TH CHOICE OVERALL

**BRIAN CAMPBELL** DEFENSE  
 Born: May 23, 1979 5'11", 185


Season	GP	G	A	PTS	PIM	Team (League)
1994-95	50	12	27	39	na	Petrolia (Jr. B)
1995-96	66	5	22	27	22	Ottawa (OHL)
1996-97	66	7	36	43	12	Ottawa (OHL)



## ROUND SEVEN - 184TH CHOICE OVERALL

**JEREMY ADDUONO** RIGHT WING  
 Born: August 4, 1978 5'11 1/2", 182

Season	GP	G	A	PTS	PIM	Team (League)
1995-96	66	15	22	37	14	Sudbury (OHL)
1996-97	66	29	40	69	24	Sudbury (OHL)



## ROUND EIGHT - 212TH CHOICE OVERALL

**KAMIL PIROS** CENTER  
 Born: November 20, 1978 6'1", 183

Season	GP	G	A	PTS	PIM	Team (League)
1996-97	38	4	19	23	0	Litvinov (Czech)

## ROUND NINE - 238TH CHOICE OVERALL

**DYLAN KEMP** DEFENSE  
 Born: July 22, 1979 6'1 1/2", 191

Season	GP	G	A	PTS	PIM	Team (League)
1996-97	60	3	16	19	34	Lethbridge (WHL)

## Pronunciations

Mika Noronen - MEEKA  
 Henrik Tallinder - henryk TAL-endar  
 Maxim Afinogenov - affin-AGIN-ov  
 Luc Theoret - thea-RHET  
 Jeremy Adduono - a-DUE-no  
 Kamil Piros - ca-MEEL PEE-rose



# 1970-1975 DRAFT

RD.	NO.	POS.	AMATEUR TEAM
1970			
1	1	C	Montreal Jr. Canadiens
2	15	LW	Brandon Wheat Kings
3	29	D	Toronto Marlboros
4	43	C	Edmonton Oil Kings
5	57	F	Shawinigan Bruins
6	71	D	Niagara Falls Flyers
7	84	G	Boston University
8	97	C	St. Catharines Black Hawks
9	107	C	Drummondville Rangers
1971			
1	5	LW	Montreal Jr. Canadiens
2	19	LW	Peterborough TPT's
3	33	D	Saskatoon Blades
4	47	C	Three Rivers Dukes
5	61	D	Clarkson University
6	75	C	Quebec Remparts
1972			
1	5	D	Niagara Falls Flyers
2	25	D	Loyola Univ. (Montreal)
3	37	D	Calgary Centennials
4	53	D	Sorel Black Hawks
5	69	G	Oshawa Generals
6	85	RW	University of Denver
1973			
1	12	LW	Sudbury Wolves
2	28	D	Quebec Remparts
3	44	LW	Quebec Remparts
4	60	LW	Quebec Remparts
5	76	RW	Peterborough TPT's
6	92	RW	Peterborough TPT's
7	108	D	University of Denver
8	124	RW	University of Vermont
1974			
1	11	D	Oshawa Generals
2	29	RW	Calgary Centennials
3	47	LW	Sorel Black Hawks
4	65	D	Peterborough TPT's
5	83	D	St. Catharines Black Hawks
6	101	D	Brown University
7	119	RW	Laval National
8	136	LW	Quebec Remparts
9	153	LW	Hamilton Red Wings
10	168	C	Ottawa 67's
11	183	C	Tokyo Katanas
12	196	LW	Cornwall Royals
1975			
1	17	G	Laval National
2	35	D	St. Catharines Black Hawks
3	44	LW	London Knights
3	53	RW	St. Catharines Black Hawks
4	71	D	Calgary Centennials
5	89	G	Kitchener Rangers
6	107	LW	Regina Pats
7	125	D	Ottawa 67's
8	143	RW	Lethbridge Broncos
9	159	RW	Oshawa Generals
10	174	G	University of Notre Dame

# 1976-1981 DRAFT

RD.	NO.	POS.	AMATEUR TEAM
1976			
1	33	LW	Hamilton Fincups
2	69	LW	Edmonton Oil Kings
3	87	D	Hamilton Fincups
4	105	D	Three Rivers Draveurs
1977			
1	14	RW	St. Catharines Fincups
2	32	C	Medicine Hat Tigers
3	68	D	Niagara Falls Flyers
4	86	G	Laval National
5	104	D	Brandon Wheat Kings
1978			
1	13	D	Portland Winter Hawks
2	32	LW	Kingston Canadiens
3	49	LW	University of Minnesota
4	66	D	Sudbury Wolves
5	82	G	Portland Winter Hawks
6	99	LW	Cornwall Royals
7	116	C	London Knights
8	133	C	University of Minnesota
9	150	C	Calgary Wranglers
1979			
1	11	D	University of Minnesota
2	32	D	Lethbridge Broncos
3	53	D	Victoria Cougars
4	74	LW	Three Rivers Draveurs
5	95	C	Laval National
6	116	G	Sherbrooke Beavers
1980			
1	20	RW	Brandon Wheat Kings
2	41	RW	Lethbridge Broncos
3	56	RW	Sherbrooke Beavers
4	62	C	Sherbrooke Beavers
5	83	D	Jefferson H.S.
6	104	D	Peterborough Petes
7	125	D	Sault St. Marie Greyhounds
8	146	G	Sorel Black Hawks
9	167	C	T.P.S. (Finland)
10	188	C	Ottawa 67's
11	209	LW	Peterborough Petes
12	220	LW	Irondale H.S.
1981			
1	17	RW	Czechoslovakia
2	38	D	T.P.S. (Finland)
3	59	LW	Kingston Canadiens
4	60	D	Calgary Wranglers
5	80	RW	Cornwall Royals
6	83	LW	Timra (Sweden)
7	101	C	T.P.S. (Finland)
8	122	D	Ottawa 67's
9	143	D	T.P.S. (Finland)
10	164	C	Providence College
11	185	D	Niagara Falls Flyers
12	206	RW	Prince Albert





# 1982-1985 DRAFT

## 1982

Housley, Phil  
Cyr, Paul  
Andreychuk, Dave  
Anderson, Mike  
Johansson, Jens  
Jutila, Timo  
Hamilton, Jeff  
Logan, Bob  
Parker, Jeff  
Gustavsson, Jacob  
Bishop, Alan  
Verret, Claude  
Norman, Rob  
Craig, Mike  
Plankers, Jim

RD.	NO.	POS.
1	6	D
1	9	LW
1	16	C
2	26	C
2	30	D
4	68	D
4	79	C
5	100	RW
6	111	C
6	121	G
7	142	D
8	163	C
9	184	RW
10	205	G
11	226	D

## AMATEUR TEAM

South St. Paul H.S.  
Victoria Cougars  
Oshawa Generals  
North St. Paul H.S.  
Pitea (Sweden)  
Tappara (Finland)  
Providence College  
West Island  
Mariner H.S.  
Almtuna (Sweden)  
Niagara Falls Flyers  
Three Rivers Draveurs  
Cornwall Royals  
Billings Bighorns  
Cloquet H.S.

## 1983

Barrasso, Tom  
Lacombe, Normand  
Creighton, Adam  
Tucker, John  
Hajdu, Richard  
Puppa, Daren  
Meyer, Jayson  
Hofford, James  
Ruuttu, Christian  
McSween, Don  
Hoover, Tim  
Ferner, Mark  
Krupp, Uwe  
Hamelin, Marc  
Salfi, Kermit

RD.	NO.	POS.
1	5	G
1	10	RW
1	11	C
2	31	C
2	34	LW
4	74	G
5	94	D
6	114	D
7	134	C
8	154	D
9	174	D
10	194	D
11	214	D
12	234	G
12	235	LW

## AMATEUR TEAM

Acton-Boxboro H.S.  
Univ. of New Hampshire  
Ottawa 67's  
Kitchener Rangers  
Kamloops Jr. Oilers  
Kirkland Lake Intermediates  
Regina Pats  
Windsor Spitfires  
IFK, Helsinki (Finland)  
Redford (Mich.) Royals  
Sault St. Marie Greyhounds  
Kamloops Blazers  
Kolner (West Germany)  
Shawinigan Cataracts  
Northwood Prep H.S.

## 1984

Andersson, Mikael  
Trapp, Doug  
Sheppard, Ray  
Halkidis, Bob  
Rampton, Joey  
Gasseau, James  
Wakaluk, Darcy  
Stambert, Orwar  
McKinnon, Brian  
Delcourt, Grant  
Baker, Sean

RD.	NO.	POS.
1	18	LW
2	39	LW
3	60	RW
4	81	D
5	102	LW
6	123	D
7	144	G
8	165	D
10	207	C
11	228	RW
12	249	LW

## AMATEUR TEAM

Vastra Frolunda (Sweden)  
Regina Pats  
Cornwall Royals  
London Knights  
Sault Ste. Marie Greyhounds  
Drummondville  
Kelowna Wings  
Djurgardens (Sweden)  
Ottawa 67's  
Kelowna Wings  
Seattle Breakers

## 1985

Johansson, Calle  
Hogue, Benoit  
Gretzky, Keith  
Moylan, Dave  
Priestlay, Ken  
Reekie, Joe  
Matikainen, Petri  
Kaese, Trent  
Sejba, Jiri  
Sutton, Boyd  
Larose, Guy  
Baumgartner, Ken

RD.	NO.	POS.
1	14	D
2	35	C
3	56	C
4	77	D
5	98	C
6	119	D
7	140	D
8	161	RW
9	182	LW
10	203	C
11	224	C
12	245	D

## AMATEUR TEAM

Vastra Frolunda (Sweden)  
St. Jean Beavers  
Windsor Compuware Spitfires  
Sudbury Wolves  
Victoria Cougars  
Cornwall Royals  
Sapko (Finland)  
Lethbridge Broncos  
Dukla Jihlava (Czech.)  
Stratford Jr. B  
Guelph Platers  
Prince Albert Raiders

# 1986-1989 DRAFT

## 1986

Anderson, Shawn  
Brown, Greg  
Corkum, Bob  
Kerr, Kevin  
Baseggio, David  
Rooney, Larry  
Baldris, Miguel  
Hartman, Mike  
Guay, Francois  
Whitham, Shawn  
Rein, Kenton  
Arndt, Troy  
Capello, Jeff  
Cullen, John

RD.	NO.	POS.
1	5	D
2	26	D
3	47	RW
3	56	RW
4	68	D
5	89	D
6	110	D
7	131	RW
8	152	LW
9	173	D
10	194	G
11	215	D
S1	5	LW
S2	10	C

## AMATEUR TEAM

Team Canada  
St. Marks H.S.  
University of Maine  
Windsor Compuware Spitfires  
Yale University  
Thayer  
Shawinigan Cataracts  
North Bay Centennials  
Laval Titans  
Providence College  
Prince Albert Raiders  
Portland Winter Hawks  
University of Vermont  
Boston University

## 1987

Turgeon, Pierre  
Miller, Brad  
MacVicar, Andrew  
Bradley, John  
Pergola, David  
Marshall, Chris  
Flanigan, Paul  
Dooley, Sean  
Roberts, Tim  
Tkachuk, Grant  
Herbers, Ian  
Littman, David  
MacLissac, Allan  
Snuggerud, Dave  
de Carle, Mike

RD.	NO.	POS.
1	1	C
2	22	D
3	53	LW
4	84	G
5	85	RW
6	106	LW
7	127	D
8	148	D
8	153	C
9	169	LW
10	190	D
11	211	G
12	232	LW
S1	1	LW
S2	6	RW

## AMATEUR TEAM

Granby Bisons  
Regina Pats  
Peterborough Petes  
New Hampton H.S.  
Belmont Hill H.S.  
Boston College H.S.  
New Hampton H.S.  
Grono  
Deerfield Academy  
Saskatoon Blades  
Swift Current Broncos  
Boston College  
Guelph Platers  
University of Minnesota  
Lake Superior St.

## 1988

Savage, Joel  
Loewen, Darcy  
Carney, Keith  
Mogilny, Alexander  
Ray, Rob  
Di Vita, David  
McLaughlin, Mike  
Griffith, Mike  
Ruoho, Daniel  
Flaherty, Wade  
Nieman, Thomas  
Wallwork, Robert  
Davies, Clarke

RD.	NO.	POS.
1	13	RW
3	55	LW
4	76	D
5	89	RW
5	97	LW
6	106	D
6	118	LW
7	139	RW
8	160	D
9	181	G
11	223	RW
12	244	C
S3	18	D

## AMATEUR TEAM

Victoria Cougars  
Spokane Chiefs  
Mt. St. Charles H.S.  
ZSKA Moscow  
Cornwall Royals  
Lake Superior St.  
Choate  
Ottawa 67's  
Madison Memorial H.S.  
Victoria Cougars  
Choate  
Miami (Ohio) University  
Ferris State University

## 1989

Haller, Kevin  
Thomas, Scott  
MacDonald, Doug  
Sutton, Ken  
Pye, Bill  
Barkley, Mike  
Plante, Derek  
Audette, Donald  
Astley, Mark  
Nelson, John  
Henderson, Todd  
Bavis, Michael  
Boyce, Ian

RD.	NO.	POS.
1	14	D
3	56	RW
4	77	C
5	98	D
6	107	G
6	119	RW
8	161	C
9	183	RW
10	194	D
10	203	C
11	224	G
12	245	RW
S3	19	LW

## AMATEUR TEAM

Regina Pats  
Nichols H.S.  
University of Wisconsin  
Saskatoon Blades  
Northern Michigan University  
University of Maine  
Cloquet (Minn.) H.S.  
Laval Titans  
Lake Superior St.  
Toronto Marlboros  
Thunder Bay  
Cushing Academy  
University of Vermont





## 1990-1993 DRAFT

RD.	NO.	POS.	AMATEUR TEAM
1990			
1	14	LW	Niagara Falls Thunder
4	82	C	Pingree H.S. (Mass.)
5	97	D	Vitkovice (Czech.)
5	100	G	Peterborough Petes
5	103	D	Univ. of North Dakota
7	142	LW	Krylja Sovetov
8	166	D	Zetor Brno (Czech.)
9	187	LW	Niagara Falls Thunder
10	208	RW	Laval Titans
11	229	LW	Belmont Hill H.S. (Mass.)
12	250	C	Lethbridge Hurricanes
53	24	C	Univ. of North Dakota
1991			
1	13	D	Granby Bisons
2	35	LW	Peterborough Petes
3	57	LW	Sudbury Wolves
4	72	LW	Ottawa 67's
5	101	G	Univ. of Michigan
6	123	D	Sudbury Wolves
6	124	C	Detroit Red Wings Jr. A
7	145	D	Ottawa 67's
8	162	D	Jihlava (Czech.)
9	189	LW	Sault St. Marie Greyhounds
10	211	RW	St. Lawrence University
11	233	RW	Krylja (U.S.S.R.)
12	255	D	Lake Superior State
53	19	RW	Michigan Tech
1992			
1	11	D	Medicine Hat (WHL)
2	35	LW	Zvolen (Czech)
3	59	C	Plzen (Czech)
4	80	D	St. Hyacinthe (QMJHL)
4	83	LW	Beauport (QMJHL)
5	107	G	Jokerit (Finland)
5	108	LW	Krylja (CIS)
6	131	C	North Bay (OHL)
8	179	C	Tri-City (WHL)
9	203	C	Niagara Falls (OHL)
10	227	RW	Sault St. Marie (OHL)
11	251	LW	Cornwall (OHL)
1993			
2	38	D	Lada Togliatti (CIS)
3	64	RW	Phillips Andover Academy
5	116	LW	Nitra (EUR)
6	142	D	Moose Jaw (WHL)
7	168	LW	Dynamo Moscow (CIS)
8	194	C	Victoria (WHL)
9	220	LW	Sudbury (OHL)
10	246	G	Calgary Royals (Tier 2)
11	272	C	Portland (WHL)

## 1994-1997 DRAFT

RD.	NO.	POS.	AMATEUR TEAM
1994			
1	17	C	Owen Sound (OHL)
2	43	C	Moose Jaw (WHL)
3	69	D	Guelph (OHL)
5	121	D	Medicine Hat (WHL)
6	147	D	Medicine Hat (WHL)
7	168	G	Granby (QMJHL)
7	173	D	Prince Albert (WHL)
7	176	RW	Peterborough (OHL)
8	199	LW	Kamloops (WHL)
9	225	D	Swift Current (WHL)
10	251	C	Medicine Hat (WHL)
11	277	D	Owen Sound (OHL)
1995			
1	14	D	Niagara Falls (OHL)
1	16	G	Beauport (QMJHL)
2	42	LW	Brandon (WHL)
3	68	RW	Drummondville (QMJHL)
4	94	RW	Portland (WHL)
5	111	D	Litvinov (Czech Jr.)
5	119	D	Seattle (WHL)
5	123	LW	Val d'Or (QMJHL)
7	172	C	Kitchener (OHL)
8	198	C	Oshawa (OHL)
9	224	LW	Kamloops (WHL)
1996			
1	7	C/LW	Univ. of Minnesota (WCHA)
2	27	D	Saskatoon (WHL)
2	33	LW	Brandon (WHL)
3	54	C	St-Hyacinthe (QMJHL)
4	87	RW	Owen Sound (OHL)
4	106	D	Peterborough (OHL)
5	115	D	Lada Togliatti (CIS)
6	142	RW	Owen Sound (OHL)
6	161	C	Sarnia (OHL)
9	222	G	Medicine Hat (WHL)
1997			
1	21	G	Tappara (Finnish)
2	48	D	AIK (Swedish Jr.)
3	69	RW	Dynamo (Russia)
3	75	C	Windsor (OHL)
4	101	D	Lethbridge (WHL)
5	128	C	Seattle (WHL)
6	156	D	Ottawa (OHL)
7	184	RW	Sudbury (OHL)
8	212	C	Litvinov (Czech)
9	238	D	Lethbridge (WHL)

S in round number refers to the supplemental draft.



# The Season Past



## 1996 PRESEASON RESULTS

9/14	Buf. rookies 7 Tor. rookies 3	(at Niagara University)
9/15	Tor. rookies 7 Buf. rookies 4	(at Markham, Ontario)
9/16	Tor. rookies 2 Buf. rookies 1	(shootout) (at Fort Erie, Ontario)
9/18	Buffalo 2 HARTFORD 0	(at Barrie, ONT)
9/20	Hartford 5 BUFFALO 4	(at Kitchener, ONT)
9/21	BUFFALO 3 Toronto 1	
9/22	NY ISLANDERS 3 Buffalo 2	(at Peterborough, ONT)
9/24	Buffalo 1 TORONTO 1	
9/27	BUFFALO 2 Washington 1	(at Charleston, SC)
9/28	WASHINGTON 3 Buffalo 2	(at Richmond, VA)
9/30	St. Louis 2 BUFFALO 1	

### BUFFALO SABRES' FINAL 1996 PRESEASON SCORING

No. Name	GP	G	A	PTS	PIM	PP	SH	GW	GT	+/-	Shots
15 Dixon Ward	7	3	2	5	9	0	0	1	0	+2	6
12 Randy Burridge	5	1	3	4	4	0	0	0	0	+3	7
45 Scott Nichol	3	2	1	3	4	1	0	0	0	+1	1
18 Michal Grosek	6	2	1	3	6	0	0	0	0	E	11
33 Sergei Klimentiev	3	1	2	3	2	0	0	0	0	+1	1
76 Wayne Primeau	7	1	2	3	4	0	0	0	0	-1	4
26 Derek Plante	5	2	0	2	2	1	0	1	0	+2	9
8 Darryl Shannon	6	1	1	2	7	1	0	0	0	+2	2
24 Dane Jackson	6	1	1	2	9	1	0	0	0	+2	3
38 Barrie Moore	6	1	1	2	4	0	0	1	0	+1	3
19 Brian Holzinger	7	1	1	2	6	0	0	0	0	+2	8
16 Pat LaFontaine	2	0	2	2	4	0	0	0	0	-1	3
17 Terry Yake	3	0	2	2	0	0	0	0	0	E	1
40 Rumun Ndur	4	1	0	1	20	0	0	0	0	E	0
44 Alexei Zhitnik	4	0	1	1	0	0	0	0	0	-1	7
46 Bob Boughner	4	0	1	1	9	0	0	0	0	E	2
21 Brad Tiley	5	0	1	1	0	0	0	0	0	+2	1
42 Richard Smehlik	5	0	1	1	4	0	0	0	0	-1	4
10 Brad May	6	0	1	1	16	0	0	0	0	E	10
37 Curtis Brown	6	0	1	1	0	0	0	0	0	+1	10
25 Vaclav Varada	7	0	1	1	6	0	0	0	0	+3	13
6 Doug Houda	1	0	0	0	4	0	0	0	0	x	x
29 Terry Hollinger	1	0	0	0	0	0	0	0	0	+1	1
93 Anatoli Semenov	2	0	0	0	0	0	0	0	0	-1	0
5 Ed Ronan	3	0	0	0	2	0	0	0	0	-1	0
47 Craig Millar	3	0	0	0	6	0	0	0	0	E	1
73 Jim Sandlak	3	0	0	0	6	0	0	0	0	+1	2
3 Garry Galley	4	0	0	0	0	0	0	0	0	E	2
27 Michael Peca	4	0	0	0	9	0	0	0	0	-1	9
4 Mike Wilson	5	0	0	0	2	0	0	0	0	-1	4
32 Rob Ray	5	0	0	0	13	0	0	0	0	E	5
74 Jay McKee	5	0	0	0	11	0	0	0	0	+2	2

NOTE: Shots on goal and plus/minus figures unofficial/incomplete.

No. Goalie	GP	MIN	GAA	GA	SO	ENG	W-L-T	A	PIM	SPCTG
00 Martin Biron	1	60:00	5.00	5	0	0	0-1-0	0	2	.833
30 Andrei Trefilov	2	120:00	3.00	6	0	0	0-2-0	0	0	.923
31 Steve Shields	2	120:00	0.50	1	1	0	2-0-0	0	0	.984
39 Dominik Hasek	3	164:24	1.46	4	0	0	1-1-1	0	0	.953

(Biron's and Trefilov's mins. played and GAA unofficial.)

GOALS BY PERIOD						SHOTS BY PERIOD					
	1	2	3	OT	TOT.		1	2	3	OT	TOT.
Buff.	5	7	5	0	17	Buff.	73	77	72	1	223
Opp.	4	5	7	0	16	Opp.	77	97	77	3	254





# 1997 PRESEASON SCHEDULE

Date	Opponent	Location
Saturday, September 13	Ottawa	Hamilton, ONT
Thursday, September 18	Carolina	Greensboro, NC
Friday, September 19	Pittsburgh	Huntsville, AL
Sunday, September 21	Pittsburgh	Cleveland, OH
Tuesday, September 23	Toronto	Toronto, ONT
Thursday, September 25	Toronto	Buffalo, NY
Friday, September 26	Ottawa	Ottawa, ONT
Saturday, September 27	Carolina	Buffalo, NY

## ALL-TIME PRESEASON RESULTS

Year	Rec.	GF	GA	Year	Rec.	GF	GA
1970	1-4-4	20	32	1984	5-2-2	41	29
1971	3-1-5	29	27	1985	3-3-2	29	26
1972	4-2-2	18	14	1986	4-5-0	34	35
1973	0-6-2	17	28	1987	7-2-0	34	26
1974	4-4-0	24	27	1988	7-0-1	40	22
1975	3-6-0	25	35	1989	4-3-2	35	31
1976	4-5-1	27	29	1990	2-4-2	25	28
1977	3-3-4	28	27	1991	3-5-1	26	31
1978	5-6-0	37	42	1992	5-4-0	41	35
1979	3-6-2	36	38	1993	1-6-0	19	30
1980	4-5-2	35	43	1994	2-4-1	24	28
1981	2-5-3	40	41	1995	4-4-0	24	25
1982	5-2-4	46	41	1996	3-4-1	17	16
1983	2-8-0	32	50				

All-Time Preseason Record: 93-109-41

# 1996-97 TRANSACTIONS

Date	Transaction
10-2	- Jason Dawe agreed to terms on a new contract consisting of one year plus an option.
10-3	- Assigned Barrie Moore to Rochester.
10-11	- Assigned Vaclav Varada to Rochester.
10-18	- Recalled Barrie Moore from Rochester.
10-19	- Agreed to terms on a new contract with Matthew Barnaby. Also reassigned Barrie Moore to Rochester.
10-21	- Doug Houda cleared waivers and was released by the club.
10-22	- Assigned Wayne Primeau to Rochester.
10-29	- Recalled Barrie Moore from Rochester.
11-3	- Reassigned Barrie Moore to Rochester.
11-8	- Recalled Rumun Ndur and Barrie Moore from Rochester.
11-10	- Reassigned Barrie Moore to Rochester.
11-12	- Recalled Vaclav Varada and Wayne Primeau from Rochester. Also reassigned Rumun Ndur to the same team.
11-13	- Reassigned Vaclav Varada and Wayne Primeau to Rochester.
11-25	- Recalled Barrie Moore from Rochester.
11-29	- Recalled Rumun Ndur from Rochester.
12-1	- Reassigned Barrie Moore and Rumun Ndur to Rochester.
12-10	- Assigned Curtis Brown to Rochester. Also recalled Barrie Moore from the same team.
12-17	- Reassigned Barrie Moore to Rochester.
12-19	- Recalled Steve Shields from Rochester.
12-20	- Recalled Barrie Moore from Rochester.
12-30	- Recalled Wayne Primeau from Rochester.
1-7	- Recalled Curtis Brown from Rochester.
1-11	- Reassigned Curtis Brown to Rochester.
1-21	- Reassigned Wayne Primeau to Rochester.
1-28	- Recalled Vaclav Varada and Wayne Primeau from Rochester. Also reassigned Barrie Moore to the same team.
2-3	- Recalled Barrie Moore from Rochester.
2-4	- Recalled Ed Ronan from Rochester.
2-6	- Reassigned Ed Ronan to Rochester.
2-9	- Recalled Ed Ronan from Rochester.
2-10	- Reassigned Barrie Moore to Rochester.
2-11	- Recalled Martin Biron from Hull (QMJHL) on an emergency basis.
2-13	- Assigned Jay McKee to Rochester for a two-week conditioning period.
2-16	- Recalled Scott Nichol from Rochester. Also reassigned Martin Biron to Hull.
2-17	- Reassigned Scott Nichol to Rochester.
2-18	- Recalled Barrie Moore from Rochester.
2-19	- Reassigned Barrie Moore to Rochester.
2-24	- Recalled Jay McKee from Rochester.
2-26	- Recalled Charlie Huddy from Rochester.
3-2	- Reassigned Charlie Huddy to Rochester.
3-3	- Recalled Barrie Moore from Rochester.
3-7	- Recalled Scott Nichol from Rochester.
3-9	- Reassigned Scott Nichol to Rochester.
3-14	- Reassigned Vaclav Varada to Rochester.
3-16	- Reassigned Barrie Moore to Rochester.
3-18	- Traded Barrie Moore and Craig Millar to Edmonton in exchange for Miroslav Satan.
3-20	- Recalled Martin Biron from Hull on an emergency basis.
3-23	- Reassigned Martin Biron to Hull.
3-25	- Recalled Scott Buhler from Medicine Hat (WHL) on an emergency basis.
4-2	- Reassigned Scott Buhler to Medicine Hat.
4-19	- Signed Matt Davidson to a three-year entry level contract.
5-13	- Assigned Wayne Primeau and Jay McKee to Rochester.



# 1996-97 REGULAR SEASON SCORES

NO.	DATE	H/A	OPP	SCORE	WLT	REC	GOALIE	ATT.	GOALS BY UNI. NO. (in order scored)
1	10/4	A	EDM	3-4	L	0-1-0	Hasek	15,236	16,3,37
2	10/6	A	CGY	0-3	L	0-2-0	Hasek	17,311	—
3	10/9	A	VAN	2-1	W	1-2-0	Hasek	14,109	43,19
4	10/12	H	DET	1-6	L	1-3-0	Hasek	18,595	27
5	10/15	H	T.B.	0-4	L	1-4-0	Hasek	13,371	—
6	10/17	H	PIT	4-1	W	2-4-0	Hasek	14,116	26,3,27,19
7	10/18	A	WSH	4-1	W	3-4-0	Hasek	18,130	44,18,15,26
8	10/24	H	MTL	6-3	W	4-4-0	Hasek	15,897	26,36,19,28,27,26
9	10/26	H	HFD	6-3	W	5-4-0	Hasek	16,193	93,16,42,8,42,32
10	10/27	A	NYR	4-6	L	5-5-0	Trefilov	18,200	26,18,19,12
11	10/30	A	DAL	0-2	L	5-6-0	Hasek	15,273	—
12	11/1	A	STL	4-2	W	6-6-0	Hasek	15,282	19,38,37,17
13	11/2	A	COL	0-0	T	6-6-1	Hasek	16,061	—
14	11/7	H	PHI	2-5	L	6-7-1	Hasek	16,283	26(2)
15	11/9	A	HFD	3-4ot	L	6-8-1	Hasek	13,352	17,36,12
16	11/11	H	FLA	3-2ot	W	7-8-1	Hasek	14,197	12,28(2)
17	11/12	A	PIT	0-3	L	7-9-1	Trefilov	15,661	—
18	11/14	H	COL	5-4	W	8-9-1	Hasek	16,486	27,17,4,17,19
19	11/19	A	TOR	3-4	L	8-10-1	Hasek	15,652	18,17,28
20	11/21	H	TOR	6-3	W	9-10-1	Hasek	18,595	36,26,28,32,26,36
21	11/23	A	BOS	3-2ot	W	10-10-1	Hasek	16,298	12,19,18
22	11/26	A	FLA	3-4	L	10-11-1	Trefilov, Hasek	14,703	37,15,36
23	11/27	A	T.B.	3-0	W	11-11-1	Hasek	16,360	19,37,12
24	11/29	H	OTT	3-0	W	12-11-1	Hasek	18,595	4,26,26
25	11/30	A	NYI	3-2	W	13-11-1	Hasek	13,416	28,44,15
26	12/4	H	VAN	6-7ot	L	13-12-1	Hasek	14,247	18,32,28,18,27,18
27	12/6	H	ANA	1-1	T	13-12-2	Hasek	16,416	26
28	12/7	A	HFD	4-6	L	13-13-2	Hasek	13,464	36,17,36,12
29	12/11	A	MTL	3-2ot	W	14-13-2	Hasek	20,214	42,28,15
30	12/13	H	NYR	0-3	L	14-14-2	Hasek	18,595	—
31	12/14	A	BOS	4-0	W	15-14-2	Hasek	14,601	28,18(2),42
32	12/18	H	T.B.	5-3	W	16-14-2	Hasek	13,549	26,15,17,26,36
33	12/20	H	L.A.	6-2	W	17-14-2	Hasek	15,702	19,36,28,19,26(2)
34	12/21	A	OTT	3-2	W	18-14-2	Hasek	11,597	28,19,27
35	12/23	A	NJ.	0-0	T	18-14-3	Hasek	18,147	—
36	12/26	H	HFD	5-1	W	19-14-3	Hasek	18,595	15,93,27,26,28
37	12/28	A	PIT	0-2	L	19-15-3	Hasek	17,355	—
38	12/31	H	NJ.	6-5	W	20-15-3	Hasek	18,595	19,32,27,44,26,42
39	1/3	H	STL	2-2	T	20-15-4	Hasek	17,263	28,44
40	1/5	H	PHO	5-1	W	21-15-4	Hasek	15,220	17,26,18,26,42
41	1/7	A	S.J.	1-1	T	21-15-5	Shields	17,442	42
42	1/9	A	L.A.	3-6	L	21-16-5	Hasek	11,293	28,12,17
43	1/10	A	ANA	2-5	L	21-17-5	Hasek	17,174	12,10
44	1/12	A	PHO	3-2ot	W	22-17-5	Hasek	16,210	19,27,17
45	1/15	A	NYI	2-1	W	23-17-5	Shields	11,398	28,36
46	1/20	H	CHI	2-1	W	24-17-5	Hasek	16,146	32,19
47	1/22	H	MTL	6-1	W	25-17-5	Hasek	16,919	17,26,19,36,27,17
48	1/24	H	EDM	1-3	L	25-18-5	Shields	16,775	32
49	1/25	H	HFD	1-5	L	25-19-5	Hasek	18,595	12
50	1/29	H	PIT	3-1	W	26-19-5	Hasek	18,595	32,27,42
51	1/31	H	DAL	3-1	W	27-19-5	Hasek	16,055	26,15,36
52	2/2	H	WSH	2-2	T	27-19-6	Hasek	14,161	17,18

# 1996-97 REGULAR SEASON SCORES

NO.	DATE	H/A	OPP	SCORE	WLT	REC	GOALIE	ATT.	GOALS BY UNI. NO. (in order scored)
53	2/4	A	PHI	1-1	T	27-19-7	Hasek	19,238	28
54	2/6	H	FLA	1-1	T	27-19-8	Hasek	16,440	28
55	2/8	A	T.B.	3-1	W	28-19-8	Hasek	18,382	36,27,36
56	2/9	H	OTT	2-1	W	29-19-8	Hasek	14,841	17,26
57	2/12	H	MTL	2-2	T	29-19-9	Shields	16,112	28,17
58	2/16	H	S.J.	6-2	W	30-19-9	Hasek	18,595	15,28,17,17,28,18
59	2/18	H	CGY	5-5	T	30-19-10	Hasek	15,867	27,28,19,27,36
60	2/21	H	NYI	5-2	W	31-19-10	Hasek	18,595	17,19,10,6,3
61	2/23	H	BOS	5-1	W	32-19-10	Hasek	18,595	18,15,19,36,18
62	2/27	A	NJ.	1-4	L	32-20-10	Hasek	17,104	15
63	3/1	A	OTT	3-1	W	33-20-10	Hasek	17,231	27,28(2)
64	3/5	H	PIT	4-2	W	34-20-10	Hasek	18,595	28,15,26,44
65	3/8	A	MTL	3-3	T	34-20-11	Hasek	21,273	44,17,38
66	3/9	H	NJ.	1-4	L	34-21-11	Shields	18,595	15
67	3/11#	H	PHI	3-2ot	W	35-21-11	Hasek	18,595	26,28,27
68	3/15	A	PHI*	7-5	W	36-21-11	Shields	19,633	3,19,5,76,27,19,36
69	3/17##	H	BOS	5-1	W	37-21-11	Hasek	16,413	28,19,28,42,26
70	3/18	A	PIT	3-5	L	37-22-11	Shields	17,181	27,18,36
71	3/21	A	WSH	4-1	W	38-22-11	Shields	18,130	19,17(2),27
72	3/22	A	FLA	2-3	L	38-23-11	Shields	14,703	81,74
73	3/26	H	NYI	2-3ot	L	38-24-11	Shields	18,595	10,81
74	3/28	A	DET	1-2ot	L	38-25-11	Shields	19,983	36
75	3/30	A	CHI*	2-3	L	38-26-11	Shields	18,360	28,42
76	4/1	A	NYR	1-1	T	38-26-12	Hasek	18,200	44
77	4/2	H	OTT	0-2	L	38-27-12	Hasek	18,595	—
78	4/4	H	NYR	5-1	W	39-27-12	Hasek	18,595	8,81(2),8,81
79	4/7	A	HFD	2-4	L	39-28-12	Hasek	14,660	81,42
80	4/10	A	BOS	5-1	W	40-28-12	Hasek	14,470	81,26,8,81,12
81	4/12	A	OTT	0-1	L	40-29-12	Hasek	18,500	—
82	4/13	H	WSH	3-8	L	40-30-12	Shields	18,595	27,76,15

## PLAYOFFS

NO.	DATE	H/A	OPP	SCORE	WLT	REC	GOALIE	ATT.	GOALS BY UNI. NO. (in order scored)
1	4/17	H	OTT	3-1	W	1-0	Hasek	18,595	19,26,12
2	4/19	H	OTT	1-3	L	1-1	Hasek	18,595	12
3	4/21	A	OTT	3-2	W	2-1	Hasek, Shields	18,500	12,8,15
4	4/23	A	OTT	0-1ot	L	2-2	Shields	18,500	—
5	4/25	H	OTT	1-4	L	2-3	Shields	18,595	28
6	4/27	A	OTT	3-0	W	3-3	Shields	18,500	19,44,17
7	4/29	H	OTT	3-2ot	W	4-3	Shields	18,595	28,26(2)
8	5/3	H	PHI	3-5	L	4-4	Shields	18,595	18,10,28
9	5/5	H	PHI	1-2	L	4-5	Shields	18,595	17
10	5/7	A	PHI	1-4	L	4-6	Shields	20,051	8
11	5/9	A	PHI	5-4ot	W	5-6	Shields	20,066	28,26,18,15,5
12	5/11	H	PHI	3-6	L	5-7	Shields	18,595	18,12,12

\* - afternoon game

# - rescheduled from March 16

## - rescheduled from November 16



# 1996-97 NHL STANDINGS

## EASTERN CONFERENCE

### NORTHEAST DIVISION

	GP	W	L	T	GF	GA	PTS	PCTG
Buffalo Sabres	82	40	30	12	237	208	92	.561
Pittsburgh Penguins	82	38	36	8	285	280	84	.512
Ottawa Senators	82	31	36	15	226	234	77	.470
Montreal Canadiens	82	31	36	15	249	276	77	.470
Hartford Whalers	82	32	39	11	226	256	75	.457
Boston Bruins	82	26	47	9	234	300	61	.372

### ATLANTIC DIVISION

	GP	W	L	T	GF	GA	PTS	PCTG
New Jersey Devils	82	45	23	14	231	182	104	.634
Philadelphia Flyers	82	45	24	13	274	217	103	.628
Florida Panthers	82	35	28	19	221	201	89	.543
New York Rangers	82	38	34	10	258	231	86	.524
Washington Capitals	82	33	40	9	214	231	75	.457
Tampa Bay Lightning	82	32	40	10	217	247	74	.451
New York Islanders	82	29	41	12	240	250	70	.427

## WESTERN CONFERENCE

### CENTRAL DIVISION

	GP	W	L	T	GF	GA	PTS	PCTG
Dallas Stars	82	48	26	8	252	198	104	.634
Detroit Red Wings	82	38	26	18	253	197	94	.573
Phoenix Coyotes	82	38	37	7	240	243	83	.506
St. Louis Blues	82	36	35	11	236	239	83	.506
Chicago Blackhawks	82	34	35	13	223	210	81	.494
Toronto Maple Leafs	82	30	44	8	230	273	68	.415

### PACIFIC DIVISION

	GP	W	L	T	GF	GA	PTS	PCTG
Colorado Avalanche	82	49	24	9	277	205	107	.652
Anaheim Mighty Ducks	82	36	33	13	245	233	85	.518
Edmonton Oilers	82	36	37	9	252	247	81	.494
Vancouver Canucks	82	35	40	7	257	273	77	.470
Calgary Flames	82	32	41	9	214	239	73	.445
Los Angeles Kings	82	28	43	11	214	268	67	.409
San Jose Sharks	82	27	47	8	211	278	62	.378

# 1996-97 NHL LEADERS

SCORING LEADERS	GP	G	A	PTS	GOALS AGAINST AVE.	GP	GA	AVG.
Mario Lemieux, Pit	76	50	72	122	Martin Brodeur, NJ	67	3838	1.88
Teemu Selanne, Ana	78	51	58	109	Andy Moog, Dal	48	2738	2.15
Paul Kariya, Ana	69	44	55	99	Jeff Hackett, Chi	41	2473	2.16
John LeClair, Phi	82	50	47	97	DOMINIK HASEK, BUF	67	4037	2.27
Wayne Gretzky, NYR	82	25	72	97	John Vanbiesbrouck, Fla	57	3347	2.29
Jaromir Jagr, Pit	63	47	48	95				
Mats Sundin, Tor	82	41	53	94				
Zigmund Palffy, NYI	80	48	42	90				
Ron Francis, Pit	81	27	63	90				

### OTHER NHL LEADERS

Goals: Keith Tkachuk, Phoenix - 52  
 Assists: Mario Lemieux, Pittsburgh & Wayne Gretzky, NY Rangers - 72  
 Points by a Defenseman: Brian Leetch, NY Rangers - 78  
 Power Play Goals: Brendan Shanahan, Hartford/Detroit & Ryan Smith, Edmonton - 20  
 Short-Handed Goals: MICHAEL PECA, BUFFALO - 6  
 Game-Winning Goals: Paul Kariya, Anaheim - 10  
 Game-Tying Goals: Adam Graves, NY Rangers - 5  
 Shots: Paul Kariya, Anaheim - 340  
 Shooting Percentage: MIROSLAV SATAN, EDMONTON/BUFFALO - 21.0  
 Plus/Minus: John LeClair, Philadelphia - +44  
 Points by a Rookie: Jarome Iginla, Calgary - 50  
 Wins by a Goalie: Patrick Roy, Colorado - 38  
 Save Percentage: DOMINIK HASEK, BUFFALO - .930  
 Shutouts: Martin Brodeur, New Jersey - 10

### 1996-97 NHL AWARD WINNERS

Hart Memorial Trophy: DOMINIK HASEK, BUFFALO  
 James Norris Memorial Trophy: Brian Leetch, New York Rangers  
 Calder Memorial Trophy: Bryan Berard, New York Islanders  
 Frank Selke Trophy: MICHAEL PECA, BUFFALO  
 Lady Byng Memorial Trophy: Paul Kariya, Anaheim  
 Vezina Trophy: DOMINIK HASEK, BUFFALO  
 Jack Adams Award: TED NOLAN, BUFFALO  
 King Clancy Award: Trevor Linden, Vancouver  
 Conn Smythe Trophy: Mike Vernon, Detroit  
 Art Ross Trophy: Mario Lemieux, Pittsburgh  
 William Jennings Trophy: Martin Brodeur & Mike Dunham, New Jersey  
 Bill Masterton Trophy: Tony Granato, San Jose





# 1996-97 FINAL REGULAR SEASON SCORING

POS	NO.	PLAYER	GP	G	A	PTS	+/-	PIM	PP	SH	GW	GT	S	PCTG
C	26	DEREK PLANTE	82	27	26	53	14	24	5	0	6	1	191	14.1
C	19	BRIAN HOLZINGER	81	22	29	51	9	54	2	2	6	0	142	15.5
R	28	DONALD AUDETTE	73	28	22	50	-6	48	8	0	5	1	182	15.4
C	27	MICHAEL PECA	79	20	29	49	26	80	5	6	4	0	137	14.6
R	17	JASON DAWE	81	22	26	48	14	32	4	1	3	0	136	16.2
R	15	DIXON WARD	79	13	32	45	17	36	1	2	4	0	93	14.0
R	36	MATTHEW BARNABY	68	19	24	43	16	249	2	0	1	0	121	15.7
L	81	MIROSLAV SATAN (EDM)	64	17	11	28	-4	22	5	0	2	0	90	18.9
		(BUF)	12	8	2	10	1	4	2	0	1	0	29	27.6
		(TOT)	76	25	13	38	-3	26	7	0	3	0	119	21.0
D	3	#GARRY GALLEY	71	4	34	38	10	102	1	1	1	0	84	4.8
L	18	MICHAL GROSEK	82	15	21	36	25	71	1	0	2	1	117	12.8
D	44	ALEXEI ZHITNIK	80	7	28	35	10	95	3	1	0	1	170	4.1
L	12	RANDY BURRIDGE	55	10	21	31	17	20	1	3	0	0	85	11.8
D	42	RICHARD SMEHLIK	62	11	19	30	19	43	2	0	1	0	100	11.0
D	8	DARRYL SHANNON	82	4	19	23	23	112	1	0	1	0	94	4.3
D	4	MIKE WILSON	77	2	9	11	13	51	0	0	1	0	57	3.5
R	32	ROB RAY	82	7	3	10	3	286	0	0	1	0	45	15.6
D	74	*JAY MCKEE	43	1	9	10	3	35	0	0	0	0	29	3.4
C	16	PAT LAFONTAINE	13	2	6	8	-8	4	1	0	0	0	38	5.3
L	38	#BARRIE MOORE	31	2	6	8	1	18	1	0	0	0	42	4.8
D	6	BOB BOUGHNER	77	1	7	8	12	225	0	0	0	0	34	2.9
C	37	*CURTIS BROWN	28	4	3	7	4	18	0	0	1	0	31	12.9
L	10	BRAD MAY	42	3	4	7	-8	106	1	0	1	0	75	4.0
C	93	#ANATOLI SEMENOV	25	2	4	6	-3	2	1	0	1	0	21	9.5
C	76	*WAYNE PRIMEAU	45	2	4	6	-2	64	1	0	0	0	25	8.0
R	5	#ED RONAN	18	1	4	5	4	11	0	0	0	0	10	10.0
G	39	DOMINIK HASEK	67	0	3	3	0	30	0	0	0	0	0	.0
D	22	#CHARLIE HUDDY	1	0	0	0	-1	0	0	0	0	0	0	.0
D	40	*RUMUN NDUR	2	0	0	0	1	2	0	0	0	0	0	.0
G	30	ANDREI TREFILOV	3	0	0	0	0	0	0	0	0	0	0	.0
L	25	*VACLAV VARADA	5	0	0	0	0	2	0	0	0	0	2	.0
G	31	*STEVE SHIELDS	13	0	0	0	0	4	0	0	0	0	0	.0

SW#	GOALTENDER	GPI	MINS	AVG	W	L	T	EN	SO	GA	SA	SV %	G	A	PIM
39	DOMINIK HASEK	67	4037	2.27	37	20	10	3	5	153	2177	.930	0	3	30
31	*STEVE SHIELDS	13	789	2.97	3	8	2	2	0	39	447	.913	0	0	4
30	ANDREI TREFILOV	3	159	3.77	0	2	0	1	0	10	98	.898	0	0	0
	BUF TOTALS	82	5003	2.49	40	30	12	6	5	208	2728	.924			

\* - rookie

# - no longer with organization

# HOME AND ROAD SCORING

## 1996-97 REGULAR SEASON

No - Player	Home				Road				Total			
	GP	G	A	Pts.	GP	G	A	Pts.	GP	G	A	Pts.
3 - Garry Galley	36	2	22	24	35	2	12	14	71	4	34	38
4 - Mike Wilson	40	2	5	7	37	0	4	4	77	2	9	11
5 - Ed Ronan	11	0	3	3	7	1	1	2	18	1	4	5
6 - Bob Boughner	39	1	5	6	38	0	2	2	77	1	7	8
8 - Darryl Shannon	41	3	9	12	41	1	10	11	82	4	19	23
10 - Brad May	22	2	2	4	20	1	2	3	42	3	4	7
12 - Randy Burrige	26	2	11	13	29	8	10	18	55	10	21	31
15 - Dixon Ward	40	8	19	27	39	5	13	18	79	13	32	45
16 - Pat LaFontaine	6	1	3	4	7	1	3	4	13	2	6	8
17 - Jason Dawe	41	12	16	28	40	10	10	20	81	22	26	48
18 - Michal Grosek	41	8	13	21	41	7	8	15	82	15	21	36
19 - Brian Holzinger	40	12	15	27	41	10	14	24	81	22	29	51
22 - Charlie Huddy	0	0	0	0	1	0	0	0	1	0	0	0
25 - Vaclav Varada	3	0	0	0	2	0	0	0	5	0	0	0
26 - Derek Plante	41	24	13	37	41	3	13	16	82	27	26	53
27 - Michael Peca	40	13	13	26	39	7	16	23	79	20	29	49
28 - Donald Audette	39	17	9	26	34	11	13	24	73	28	22	50
30 - Andrei Trefilov	0	0	0	0	3	0	0	0	3	0	0	0
31 - Steve Shields	5	0	0	0	8	0	0	0	13	0	0	0
32 - Rob Ray	41	7	3	10	41	0	0	0	82	7	3	10
36 - Matthew Barnaby	34	9	16	25	34	10	8	18	68	19	24	43
37 - Curtis Brown	12	0	0	0	16	4	3	7	28	4	3	7
38 - Barrie Moore	14	0	5	5	17	2	1	3	31	2	6	8
39 - Dominik Hasek	36	0	3	3	31	0	0	0	67	0	3	3
40 - Rumun Ndur	0	0	0	0	2	0	0	0	2	0	0	0
42 - Richard Smehlik	31	6	8	14	31	5	11	16	62	11	19	30
44 - Alexei Zhitnik	41	3	22	25	39	4	6	10	80	7	28	35
74 - Jay McKee	19	0	6	6	24	1	3	4	43	1	9	10
76 - Wayne Primeau	24	1	3	4	21	1	1	2	45	2	4	6
81 - Miroslav Satan	4	4	0	4	8	4	2	6	12	8	2	10
93 - Anatoli Semenov	12	2	4	6	13	0	0	0	25	2	4	6

No - Goalie	Home				Road				Overall			
	GP	MIN	GA	GAA	GP	MIN	GA	GAA	GP	MIN	GA	GAA
30 - Andrei Trefilov	0	0	0	3.77	3	159	10	3.77	3	159	10	3.77
31 - Steve Shields	5	305	19	3.74	8	484	20	2.48	13	789	39	2.97
39 - Dominik Hasek	36	2191	86	2.36	31	1846	67	2.18	67	4037	153	2.27





## SABRES' SCORING BY HALVES OF SEASON

Name	1st Half				2nd Half				Totals			
	GP	G	A	Pts	GP	G	A	Pts	GP	G	A	Pts
Derek Plante	41	20	11	31	41	7	15	22	82	27	26	53
Brian Holzinger	41	12	15	27	40	10	14	24	81	22	29	51
Donald Audette	34	13	11	24	39	15	11	26	73	28	22	50
Michael Peca	38	8	10	18	41	12	19	31	79	20	29	49
Jason Dawe	40	9	14	23	41	13	12	25	81	22	26	48
Dixon Ward	41	6	18	24	38	7	14	21	79	13	32	45
Matthew Barnaby	33	9	16	25	35	10	8	18	68	19	24	43
Miroslav Satan	0	0	0	0	12	8	2	10	12	8	2	10
Garry Galley	34	2	18	20	37	2	16	18	71	4	34	38
Michal Grosek	41	10	13	23	41	5	8	13	82	15	21	36
Alexei Zhitnik	39	4	14	18	41	3	14	17	80	7	28	35
Randy Burridge	41	6	15	21	14	4	6	10	55	10	21	31
Richard Smehlik	33	7	9	16	29	4	10	14	62	11	19	30
Darryl Shannon	41	1	12	13	41	3	7	10	82	4	19	23
Mike Wilson	40	2	7	9	37	0	2	2	77	2	9	11
Rob Ray	41	4	2	6	41	3	1	4	82	7	3	10
Jay McKee	20	0	5	5	23	1	4	5	43	1	9	10
Pat LaFontaine	13	2	6	8	0	0	0	0	13	2	6	8
Barrie Moore	17	1	2	3	14	1	4	5	31	2	6	8
Bob Boughner	38	0	4	4	39	1	3	4	77	1	7	8
Curtis Brown	28	4	3	7	0	0	0	0	28	4	3	7
Brad May	6	0	1	1	36	3	3	6	42	3	4	7
Anatoli Semenov	25	2	4	6	0	0	0	0	25	2	4	6
Wayne Primeau	9	0	1	1	36	2	3	5	45	2	4	6
Ed Ronan	0	0	0	0	18	1	4	5	18	1	4	5
Dominik Hasek	38	0	1	1	29	0	2	2	67	0	3	3
Charlie Huddy	0	0	0	0	1	0	0	0	1	0	0	0
Rumun Ndur	2	0	0	0	0	0	0	0	2	0	0	0
Andrei Trefilov	3	0	0	0	0	0	0	0	3	0	0	0
Vaclav Varada	2	0	0	0	3	0	0	0	5	0	0	0
Steve Shields	1	0	0	0	12	0	0	0	13	0	0	0

Goalies	GP	MIN	GA	GAA	GP	MIN	GA	GAA	GP	MIN	GA	GAA
Dominik Hasek	38	2270	93	2.46	29	1767	60	2.04	67	4037	153	2.27
Steve Shields	1	65	1	0.92	12	724	38	3.15	13	789	39	2.97
Andrei Trefilov	3	159	10	3.77	0	0	0	0.00	3	159	10	3.77

BUFFALO TOTALS ONLY

## EMPTY NET GOALS

By Sabres	Current Sabres Only				
	96-97	95-96	94-95	93-94	92-93
Donald Audette	0	0	0	0	0
Matthew Barnaby	2	0	0	0	0
Randy Burridge	1	2	-	-	-
Jason Dawe	0	1	0	0	-
Garry Galley	1	0	0	-	-
Brian Holzinger	1	0	0	-	-
Pat LaFontaine	0	1	1	0	2
Brad May	0	0	1	0	0
Michael Peca	1	0	-	-	-
Derek Plante	3	0	0	0	-
Richard Smehlik	1	0	0	0	0
Alexei Zhitnik	1	0	0	-	-
Others	0	0	2	4	4
Team Total	11	4	4	4	6
By Opponents	6	8	2	3	5

1996-97 ENG by opponents: German Titov (CGY), Daniel Lacroix (PHI), Jaromir Jagr (PIT), Doug Gimour (N.J.), Dave Andreychuk (N.J.), Ian Moran (PIT)

(Buffalo totals are as a Sabre only)

## CURRENT STREAKS

Unbeaten Streak	Last Loss	Last Game
Montreal Canadiens	3/22/96	3/ 8/97
Boston Bruins	3/31/96	4/10/97
St. Louis Blues	3/23/94	1/ 3/97
Colorado Avalanche	10/27/95	11/14/96
Tampa Bay Lightning	10/15/96	2/ 8/97
Philadelphia Flyers	11/ 7/96	3/15/97
Phoenix Coyotes	1/10/96	1/12/97
San Jose Sharks	3/10/96	2/16/97
New York Rangers	12/13/96	4/ 4/97
Dallas Stars	10/30/96	1/31/97
Toronto Maple Leafs	11/19/96	11/21/96
Winless Streak	Last Win	Last Game
Calgary Flames	12/10/93	2/18/97
Anaheim Mighty Ducks	3/ 9/94	1/10/97
Edmonton Oilers	10/18/95	1/24/97
Detroit Red Wings	11/ 1/95	3/28/97
Florida Panthers	11/11/96	3/22/97
Hartford Whalers	12/26/96	4/ 7/97
New Jersey Devils	12/31/96	3/ 9/97
Ottawa Senators	3/ 1/97	4/12/97
Vancouver Canucks	10/ 9/96	12/ 4/96
Los Angeles Kings	12/20/96	1/ 9/97
Chicago Blackhawks	1/20/97	3/30/97
New York Islanders	2/21/97	3/26/97
Pittsburgh Penguins	3/ 5/97	3/18/97
Washington Capitals	3/21/97	4/13/97



## LAST 10 GAMES VS. EACH TEAM

Team	1	2	3	4	5	6	7	8	9	10	Record
Anaheim Mighty Ducks	-	-	-	-	W	W	L	L	T	L	2-3-1
Boston Bruins	L	L	L	W	L	W	W	W	W	W	6-4-0
Calgary Flames	L	W	W	W	W	W	L	L	L	T	5-4-1
Chicago Blackhawks	L	W	W	W	W	L	L	L	W	L	5-5-0
Colorado Avalanche	L	W	L	T	W	L	L	W	T	W	4-4-2
Dallas Stars	L	L	L	L	W	L	L	W	L	W	3-7-0
Detroit Red Wings	W	L	T	L	W	L	W	L	L	L	3-6-1
Edmonton Oilers	L	T	W	L	L	L	W	L	L	L	2-7-1
Florida Panthers	W	W	L	L	W	W	L	W	L	T	5-4-1
Hartford Whalers	W	L	L	W	W	L	L	W	L	L	4-6-0
Los Angeles Kings	L	W	L	L	W	W	T	W	W	L	5-4-1
Montreal Canadiens	W	W	L	L	W	W	W	W	T	T	6-2-2
New Jersey Devils	L	W	L	W	W	T	T	W	L	L	4-4-2
New York Islanders	W	W	T	L	L	L	W	W	W	L	5-4-1
New York Rangers	L	L	L	L	W	T	L	L	T	W	2-6-2
Ottawa Senators	W	L	W	W	W	W	W	L	L	L	7-3-0
Philadelphia Flyers	L	W	L	W	W	L	L	T	W	W	5-4-1
Phoenix Coyotes	W	L	W	W	W	L	L	L	W	W	6-4-0
Pittsburgh Penguins	L	L	W	W	L	L	L	W	W	L	5-5-0
St. Louis Blues	W	L	W	T	L	L	W	W	W	T	5-3-2
San Jose Sharks	W	W	W	L	W	T	W	L	T	W	6-2-2
Tampa Bay Lightning	L	W	W	L	L	W	L	W	W	W	6-4-0
Toronto Maple Leafs	W	W	T	W	W	T	W	T	L	W	6-1-3
Vancouver Canucks	L	L	L	L	W	W	L	L	W	L	3-7-0
Washington Capitals	W	L	T	L	L	W	W	T	W	L	4-4-2

Game 10 is most recent

(NOTE: Avalanche were Quebec Nordiques for first six games listed in Last 10 Games vs. Colorado, Coyotes were Winnipeg Jets for first eight games listed in Last 10 Games vs. Phoenix.)

## THE SABRES ON "SUPER BOWL SUNDAY"

DATE	OPPONENT	PLACE	SCORE
Jan. 17, 1971	Montreal	Buffalo	T 4-4
Jan. 16, 1972	Montreal	Buffalo	W 4-2
Jan. 14, 1973	Boston	Boston	L 6-0
Jan. 13, 1974	St. Louis	Buffalo	W 1-0
Jan. 12, 1975	Vancouver	Buffalo	W 5-1
Jan. 18, 1976	Minnesota	Buffalo	W 4-1
Jan. 9, 1977	Cleveland	Buffalo	W 7-4
Jan. 20, 1980	Edmonton	Buffalo	T 4-4
Jan. 31, 1988	Winnipeg	Buffalo	T 4-4
Jan. 22, 1989	Boston	Buffalo	W 6-4
Jan. 28, 1990	Pittsburgh	Buffalo	W 7-2
Jan. 27, 1991	Calgary	Buffalo	L 5-4
Jan. 26, 1992	Winnipeg	Buffalo	W 5-2
Jan. 31, 1993	Edmonton	Buffalo	L 5-4 (ot)
Jan. 30, 1994	Florida	Buffalo	L 3-2

The Sabres are 8-4-3 on Super Bowl Sunday (8-3-3 at home and 0-1-0 on the road).

The Sabres had a home game scheduled on Super Bowl Sunday of 1979 (Jan. 21) re-scheduled to Feb. 14 (2-1 win over the Islanders).

## ALL-TIME RECORDS BY TEAM

BUFFALO VS.	GP	W	L	T	GF	GA	PTS.	PCT.
Phoenix	2	2	0	0	8	3	4	1.000
COLORADO	31	25	2	4	142	76	54	.871
Ottawa	28	21	5	2	110	49	44	.786
CLEVELAND	12	9	3	0	65	35	18	.750
San Jose	11	7	2	2	55	39	16	.727
Washington	84	53	18	13	334	228	119	.708
WINNIPEG	46	30	12	4	190	132	64	.696
Tampa Bay	18	11	6	1	51	51	23	.639
Colorado	4	2	1	1	13	12	5	.625
Toronto	103	56	35	12	409	307	124	.602
CALIFORNIA	34	16	10	8	126	104	40	.588
Detroit	96	50	34	12	360	313	112	.583
New Jersey	49	24	16	9	184	171	57	.582
Hartford	125	64	45	16	453	386	144	.576
Florida	15	8	6	1	49	31	17	.567
Los Angeles	95	45	33	17	362	311	107	.563
MINNESOTA	89	42	31	16	305	261	100	.562
ATLANTA	35	15	11	9	135	111	39	.557
Calgary	45	22	17	6	165	155	50	.556
N.Y. Islanders	94	45	35	14	300	272	104	.553
Chicago	92	44	36	12	303	269	100	.543
N.Y. Rangers	106	47	40	19	380	360	113	.533
QUEBEC	112	50	44	18	404	395	118	.528
Pittsburgh	113	45	40	28	432	377	118	.522
St. Louis	91	42	38	11	307	309	95	.522
Dallas	6	3	3	0	12	14	6	.500
Vancouver	93	37	38	18	320	314	92	.495
Montreal	168	65	73	30	522	579	160	.476
Boston	178	71	82	25	609	634	167	.469
Philadelphia	102	37	50	15	320	349	89	.436
Anaheim	6	2	3	1	13	15	5	.417
Edmonton	49	14	28	7	166	200	35	.357

(Defunct teams in CAPS)



## ALL-TIME RECORDS BY TEAM

HOME RECORD	GP	W	L	T	GF	GA	PTS	PCT.
San Jose	6	6	0	0	34	20	12	1.000
Colorado	2	2	0	0	9	7	4	1.000
Phoenix	1	1	0	0	5	1	2	1.000
COLORADO	16	14	1	1	80	35	29	.906
WINNIPEG	23	19	2	2	107	57	40	.870
Ottawa	13	11	2	0	58	19	22	.846
Florida	8	6	1	1	30	9	13	.813
Detroit	47	32	8	7	212	131	71	.755
Washington	43	29	8	6	179	118	64	.744
St. Louis	46	29	12	5	190	142	63	.685
Calgary	22	14	6	2	91	62	30	.682
Chicago	47	29	12	6	178	122	64	.681
CALIFORNIA	17	9	3	5	66	45	23	.676
CLEVELAND	6	4	2	0	28	18	8	.667
Dallas	3	2	1	0	8	7	4	.667
Toronto	52	33	16	3	221	150	69	.663
N.Y. Rangers	54	32	16	6	237	177	70	.648
QUEBEC	56	32	16	8	226	182	72	.643
Pittsburgh	57	29	**13	15	242	157	73	.640
MINNESOTA	44	23	11	10	165	119	56	.636
New Jersey	24	13	7	4	98	90	30	.625
Hartford	62	35	20	7	258	195	77	.621
N.Y. Islanders	47	25	15	7	166	136	57	.606
Montreal	84	41	24	19	267	233	101	.601
Los Angeles	47	23	15	9	191	145	55	.585
Vancouver	47	23	*16	8	170	140	54	.574
Boston	89	44	31	14	335	275	102	.573
Philadelphia	49	24	19	6	176	153	54	.551
ATLANTA	18	8	7	3	75	61	19	.528
Edmonton	25	10	10	5	100	94	25	.500
Anaheim	3	1	1	1	6	7	3	.500
Tampa Bay	9	3	5	1	21	35	7	.389

\* - includes one game played at Hamilton, ONT

\*\* - includes one game played at Sacramento, CA

## ALL-TIME RECORDS BY TEAM

ROAD RECORD	GP	W	L	T	GF	GA	PTS	PCT.
Phoenix	1	1	0	0	3	2	2	1.000
Tampa Bay	9	8	1	0	30	16	16	.889
COLORADO	15	11	1	3	62	41	25	.833
CLEVELAND	6	5	1	0	37	17	10	.833
Ottawa	15	10	3	2	52	30	22	.733
Washington	41	24	10	7	155	110	55	.671
ATLANTA	17	7	4	6	60	50	20	.588
Los Angeles	48	22	18	8	171	166	52	.542
New Jersey	25	11	9	*5	86	81	27	.540
Toronto	51	23	19	9	188	157	55	.539
Hartford	63	29	25	9	195	191	67	.532
WINNIPEG	23	11	10	2	83	75	24	.522
N.Y. Islanders	47	20	20	**7	134	136	47	.500
CALIFORNIA	17	7	7	3	60	59	17	.500
MINNESOTA	45	19	20	6	140	142	44	.489
Calgary	23	8	11	4	74	93	20	.435
Detroit	49	18	26	5	148	182	41	.418
N.Y. Rangers	52	15	24	13	143	183	43	.413
Vancouver	46	14	22	10	150	174	38	.413
QUEBEC	56	18	28	10	178	213	46	.411
Pittsburgh	56	16	27	13	190	220	45	.402
Chicago	45	15	24	6	125	147	36	.400
San Jose	5	1	2	2	21	19	4	.400
Boston	89	27	51	11	274	359	65	.365
St. Louis	45	13	26	6	117	167	32	.356
Montreal	84	24	49	11	255	346	59	.351
Anaheim	3	1	2	0	7	8	2	.333
Dallas	3	1	2	0	4	7	2	.333
Philadelphia	53	13	31	9	144	196	35	.330
Florida	7	2	5	0	19	22	4	.286
Colorado	2	0	1	1	4	5	1	.250
Edmonton	24	4	18	2	66	106	10	.208

\* - includes one game played at Hamilton, ONT

\*\* - includes one game played at Minneapolis, MN



# BUFFALO VS. ANAHEIM

**1996-97 SUMMARY:**

	GP	W	L	T	GF	GA	PTS	PIM	PPG	PPA
Buffalo	2	0	1	1	3	6	1	59	2	12
Anaheim	2	1	0	1	6	3	3	76	1	10

**AT BUFFALO**  
December 6, 1996 Buffalo 1 Anaheim 1

**AT ANAHEIM**  
January 10, 1997 Anaheim 5 Buffalo 2

## INDIVIDUAL STATISTICS

MIGHTY DUCKS							SABRES								
GP	G	A	PTS	+/-	PM	SH	GP	G	A	PTS	+/-	PM	SH		
P. KARIYA	2	3	2	5	3	0	6	D. AUDETTE	2	0	2	2	1	2	3
T. SELANNE	2	1	3	4	2	0	9	B. MAY	1	1	0	1	1	2	4
S. RUCCHIN	2	0	3	3	2	0	7	R. BURRIDGE	2	1	0	1	1	0	2
J. JOMPHE	2	1	1	2	2	4	7	D. PLANTE	2	1	0	1	4	0	2
B. BELLOW	2	1	0	1	0	6	11	G. GALLEY	1	0	1	1	3	0	2
S. PRONGER	1	0	1	1	1	0	1	J. DAWE	2	0	1	1	2	0	3
W. RYCHEL	2	0	1	1	1	17	2	M. PECA	2	0	1	1	1	2	2
K. BAUMGARTNER	1	0	0	0	0	10	0	B. BOUGHNER	1	0	0	0	2	0	0
V. KARPOV	1	0	0	0	0	0	3	C. BROWN	1	0	0	0	0	0	0
R. SALEI	1	0	0	0	1	2	0	B. MOORE	1	0	0	0	0	0	2
B. DOLLAS	2	0	0	0	1	0	1	W. PRIMEAU	1	0	0	0	0	0	1
T. DRURY	2	0	0	0	0	0	6	A. SEMENOV	1	0	0	0	0	0	1
D. KARPA	2	0	0	0	2	9	2	D. WARD	1	0	0	0	0	0	1
J. KURRI	2	0	0	0	0	2	3	M. BARNABY	2	0	0	0	4	24	1
J. MARSHALL	2	0	0	0	2	15	0	M. GROSEK	2	0	0	0	4	2	3
M. MIRONOV	2	0	0	0	0	2	9	B. HOLZINGER	2	0	0	0	1	0	2
J. SACCO	2	0	0	0	0	2	4	J. MCKEE	2	0	0	0	3	2	3
K. TODD	2	0	0	0	0	2	4	R. RAY	2	0	0	0	0	15	0
G. VALK	2	0	0	0	0	0	3	D. SHANNON	2	0	0	0	2	0	1
D. VANIMPE	2	0	0	0	2	5	4	R. SMEHLIK	2	0	0	0	2	2	4
								M. WILSON	2	0	0	0	1	0	2
								A. ZHITNIK	2	0	0	0	1	2	5

GWG: KARIYA  
PPG: KARIYA  
SHG: KARIYA

GTG: PLANTE  
PPG: MAY, PLANTE  
SHG: BURRIDGE

## GOALTENDING

ANAHEIM	GP	MIN	GA	EN	SO	AVG.	W	L	T	BUFFALO	GP	MIN	GA	EN	SO	AVG.	W	L	T
G. HEBERT	2	125	3	0	0	1.44	1	0	1	D. HASEK	2	125	6	0	0	2.88	0	1	1

## GOALS BY PERIOD

	1	2	3	OT	TOT	SHOTS ON GOAL	1	2	3	OT	TOT
Buffalo	1	2	0	0	3	Buffalo	18	13	1	2	44
Anaheim	2	1	3	0	6	Anaheim	35	23	31	3	92



Last Sabres' win in Buffalo: February 23, 1994 (4-2)  
Last Mighty Ducks' win in Buffalo: October 13, 1995 (4-1)  
Last Sabres' win in Anaheim: March 9, 1994 (3-0)  
Last Mighty Ducks' win in Anaheim: January 10, 1997 (5-2)

# BUFFALO VS. BOSTON

**1996-97 SUMMARY:**

	GP	W	L	T	GF	GA	PTS	PIM	PPG	PPA
Buffalo	5	5	0	0	22	5	10	131	4	20
Boston	5	0	5	0	5	22	0	108	2	26

**AT BUFFALO**  
February 23, 1997 Buffalo 5 Boston 1  
March 17, 1997 Buffalo 5 Boston 1

**AT BOSTON**  
November 23, 1996 Buffalo 3 Boston 2  
December 14, 1996 Buffalo 4 Boston 0  
April 10, 1997 Buffalo 5 Boston 1

## INDIVIDUAL STATISTICS

BRUINS							SABRES								
GP	G	A	PTS	+/-	PM	SH	GP	G	A	PTS	+/-	PM	SH		
R. BOURQUE	5	2	1	3	2	0	14	D. AUDETTE	5	3	5	8	8	4	21
J. ALLISON	2	1	0	1	1	0	6	D. PLANTE	5	2	5	7	9	0	13
B. HARKINS	3	1	0	1	2	0	6	B. HOLZINGER	5	3	3	6	5	0	10
S. MOGER	3	1	0	1	2	14	3	M. BARNABY	4	1	5	6	6	7	6
T. ELIK	1	0	1	1	1	0	3	M. GROSEK	5	5	0	5	8	19	8
A. CARTER	2	0	1	1	4	0	7	D. WARD	5	1	3	4	5	0	13
T. DONATO	2	0	1	1	2	2	7	A. ZHITNIK	5	0	4	4	7	8	8
D. PAYNE	2	0	1	1	0	0	0	R. BURRIDGE	3	2	1	3	1	2	7
B. RICHTER	3	0	1	1	3	0	9	R. SMEHLIK	3	2	1	3	5	2	6
T. SWENEY	3	0	1	1	3	0	2	D. SHANNON	5	1	2	3	5	13	7
L. WILSON	4	0	1	1	4	7	7	J. DAWE	5	0	3	3	2	0	3
J. STUMPEL	5	0	1	1	7	0	9	G. GALLEY	5	0	3	3	2	19	5
D. SWENEY	5	0	1	1	4	4	10	M. SATAN	1	2	0	2	1	0	3
C. BEDDOES	1	0	0	0	0	0	0	J. MCKEE	4	0	2	2	6	4	5
B. BEERS	1	0	0	0	0	0	1	M. PECA	5	0	2	2	1	2	6
K. MCLAREN	1	0	0	0	0	0	1	E. RONAN	2	0	1	1	0	2	0
A. MYRVOLD	1	0	0	0	2	0	0	C. BROWN	1	0	0	0	0	4	0
A. ROY	1	0	0	0	0	0	3	A. SEMENOV	2	0	0	0	0	0	1
K. SAWYER	1	0	0	0	0	0	0	W. PRIMEAU	3	0	0	0	0	5	0
R. TOCCHET	1	0	0	0	0	4	4	M. WILSON	3	0	0	0	3	5	1
S. HEINZE	2	0	0	0	3	5	5	B. MAY	4	0	0	0	0	5	8
S. STAIOS	2	0	0	0	1	12	1	B. BOUGHNER	5	0	0	0	2	17	4
M. TIMANDER	2	0	0	0	5	4	3	R. RAY	5	0	0	0	0	13	1
D. CHYNOWETH	3	0	0	0	5	19	2								
D. MALKOC	3	0	0	0	4	5	0								
T. MCCLEARY	3	0	0	0	0	0	3								
A. OATES	3	0	0	0	2	0	3								
J. ROY	3	0	0	0	3	0	9								
R. DIMAIO	4	0	0	0	3	2	4								
S. KENNEDY	4	0	0	0	4	0	4								
J. ROHLOFF	4	0	0	0	5	0	7								
T. MALLETT	5	0	0	0	3	8	8								
J. ODGERS	5	0	0	0	2	22	2								

GWG: NONE  
PPG: BOURQUE, HARKINS  
SHG: NONE

GWG: GROSEK, AUDETTE, PLANTE, WARD, HOLZINGER  
PPG: AUDETTE, PLANTE, BURRIDGE, SATAN  
SHG: NONE

## GOALTENDING

BOSTON	GP	MIN	GA	EN	SO	AVG.	W	L	T	BUFFALO	GP	MIN	GA	EN	SO	AVG.	W	L	T
J. CAREY	2	120	10	0	0	5.00	0	2	0	D. HASEK	5	303	5	0	1	99	5	0	0
S. BAILEY	1	63	3	0	0	2.86	0	1	0										
B. RANFORD	2	110	9	0	0	4.91	0	2	0										
R. TALLAS	1	10	0	0	0	.00	0	0	0										

## GOALS BY PERIOD

	1	2	3	OT	TOT	SHOTS ON GOAL	1	2	3	OT	TOT
Buffalo	6	7	8	1	22	Buffalo	43	39	49	5	136
Boston	2	2	1	0	5	Boston	33	53	56	1	143

Last Sabres' win in Buffalo: March 17, 1997 (5-1)  
Last Bruins' win in Buffalo: March 31, 1996 (6-5)  
Last Sabres' win in Boston: April 10, 1997 (5-1)  
Last Bruins' win in Boston: February 3, 1996 (4-2)





# BUFFALO VS. CALGARY

1996-97 SUMMARY:	GP	W	L	T	GF	GA	PTS	PIM	PPG	PPA
Buffalo	2	0	1	1	5	8	1	40	1	7
Calgary	2	1	0	1	8	5	3	30	2	12

**AT BUFFALO**  
February 18, 1997 Buffalo 5 Calgary 5

**AT CALGARY**  
October 6, 1996 Calgary 3 Buffalo 0

## INDIVIDUAL STATISTICS

FLAMES	GP	G	A	PTS	+/-	PM	SH	SABRES	GP	G	A	PTS	+/-	PM	SH
G. TITOV	2	1	3	4	2	2	7	G. GALLEY	2	0	3	3	0	2	5
J. HOGLUND	1	1	1	2	0	0	6	M. PECA	2	2	0	2	2	0	6
R. REICHEL	2	0	2	2	0	0	5	B. HOLZINGER	2	1	1	2	1	2	3
A. GAVEY	1	1	0	1	0	5	2	B. MOORE	1	0	2	2	0	0	1
C. O'SULLIVAN	1	1	0	1	1	0	4	M. BARNABY	1	1	0	1	1	7	3
J. PATRICK	1	1	0	1	1	0	2	D. AUDETTE	2	1	0	1	0	2	3
J. IGINLA	2	1	0	1	1	0	3	J. DAWE	2	0	1	1	0	0	2
C. MILLEN	2	1	0	1	2	4	3	B. BOUGHNER	1	0	0	0	1	0	0
R. STERN	2	1	0	1	1	5	7	C. BROWN	1	0	0	0	0	0	1
T. ALBELIN	2	0	1	1	2	2	1	R. BURRIDGE	1	0	0	0	0	2	0
T. FLEURY	2	0	1	1	3	6	8	P. LAFONTAINE	1	0	0	0	1	0	4
T. HLUSHKO	2	0	1	1	0	2	4	J. MCKEE	1	0	0	0	0	0	0
T. SIMPSON	2	0	1	1	1	0	4	W. PRIMEAU	1	0	0	0	1	0	0
C. STILLMAN	2	0	1	1	0	0	3	E. RONAN	1	0	0	0	0	0	0
J. BOUCHARD	1	0	0	0	1	0	0	D. WARD	1	0	0	0	0	0	1
S. CHIASSON	1	0	0	0	0	0	4	M. GROSEK	2	0	0	0	1	2	2
P. KRUSE	1	0	0	0	0	2	0	B. MAY	2	0	0	0	0	7	1
S. MCCARTHY	1	0	0	0	0	0	0	D. PLANTE	2	0	0	0	3	2	6
Y. RACINE	1	0	0	0	0	0	1	R. RAY	2	0	0	0	1	0	1
M. SULLIVAN	1	0	0	0	0	0	0	D. SHANNON	2	0	0	0	3	4	3
E. WARD	1	0	0	0	1	0	3	R. SMEHLIK	2	0	0	0	0	0	4
Z. ZALAPSKI	1	0	0	0	1	0	3	M. WILSON	2	0	0	0	2	6	0
D. GAGNER	2	0	0	0	0	2	0	A. ZHITNIK	2	0	0	0	0	4	5
C. HULSE	2	0	0	0	0	0	0								

GWG: O'SULLIVAN, AARON GAVEY  
PPG: O'SULLIVAN, IGINLA  
SHG: NONE

GWG: NONE  
PPG: BARNABY  
SHG: PECA

### GOALTENDING

CALGARY	GP	MIN	GA	EN	SO	AVG.	W	L	T
R. TABARACCI	1	60	0	0	1	.00	1	0	0
T. KIDD	1	50	5	0	0	6.00	0	0	0
D. ROLOSON	1	15	0	0	0	.00	0	0	1

BUFFALO	GP	MIN	GA	EN	SO	AVG.	W	L	T
D. HASEK	2	125	7	1	0	3.36	0	1	1

### GOALS BY PERIOD

	1	2	3	OT	TOT
Buffalo	2	1	2	0	5
Calgary	2	2	4	0	8

SHOTS ON GOAL	1	2	3	OT	TOT
Buffalo	13	23	12	3	51
Calgary	24	24	20	2	70

Last Sabres' win in Buffalo: December 10, 1993 (6-2)  
Last Flames' win in Buffalo: March 15, 1996 (3-1)  
Last Sabres' win in Calgary: October 27, 1993 (5-3)  
Last Flames' win in Calgary: October 6, 1996 (3-0)



# BUFFALO VS. CHICAGO

1996-97 SUMMARY:	GP	W	L	T	GF	GA	PTS	PIM	PPG	PPA
Buffalo	2	1	1	0	4	4	2	41	0	7
Chicago	2	1	1	0	4	4	2	30	0	7

**AT BUFFALO**  
January 20, 1997 Buffalo 2 Chicago 1

**AT CHICAGO**  
March 30, 1997 Chicago 3 Buffalo 2

## INDIVIDUAL STATISTICS

BLACKHAWKS	GP	G	A	PTS	+/-	PM	SH	SABRES	GP	G	A	PTS	+/-	PM	SH
S. KRIVOKRASOV	2	1	1	2	0	0	7	D. AUDETTE	2	1	1	2	0	0	2
U. DAHLEN	1	1	0	1	1	0	1	B. HOLZINGER	2	1	1	2	1	0	1
K. CARNEY	2	1	0	1	1	0	3	R. SMEHLIK	1	1	0	1	0	0	2
M. CRAVEN	2	1	0	1	0	0	3	R. RAY	2	1	0	1	1	2	1
E. DAZE	1	0	1	1	0	0	2	R. BURRIDGE	1	0	1	1	1	0	4
M. SYKORA	1	0	1	1	0	0	0	W. PRIMEAU	2	0	1	1	1	5	0
C. CHELIOS	2	0	1	1	1	0	7	D. SHANNON	2	0	1	1	0	4	3
E. MOREAU	2	0	1	1	0	4	4	D. WARD	2	0	1	1	1	2	3
B. PROBERT	2	0	1	1	1	4	1	A. ZHITNIK	2	0	1	1	1	0	5
D. SAVARD	2	0	1	1	0	2	2	J. MCKEE	1	0	0	0	1	0	0
A. ZHAMNOV	2	0	1	1	0	2	9	S. SATAN	1	0	0	0	2	0	3
J. BLACK	1	0	0	0	0	0	0	M. BARNABY	2	0	0	0	0	17	1
S. DUBINSKY	1	0	0	0	1	0	1	B. BOUGHNER	2	0	0	0	2	7	2
C. RUSSELL	1	0	0	0	0	5	0	J. DAWE	2	0	0	0	2	0	5
T. AMONTE	2	0	0	0	0	0	9	G. GALLEY	2	0	0	0	2	0	2
E. CICCONE	2	0	0	0	1	7	1	M. GROSEK	2	0	0	0	0	0	3
J. CUMMINS	2	0	0	0	0	2	0	B. MAY	2	0	0	0	1	2	4
K. MILLER	2	0	0	0	0	0	4	M. PECA	2	0	0	0	2	2	3
J. SHANTZ	2	0	0	0	2	2	3	D. PLANTE	2	0	0	0	0	0	5
G. SUTER	2	0	0	0	2	2	6	M. WILSON	2	0	0	0	2	0	2
E. WEINRICH	2	0	0	0	1	0	3								

GWG: DAHLEN  
PPG: NONE  
SHG: NONE

GWG: HOLZINGER  
PPG: NONE  
SHG: HOLZINGER

### GOALTENDING

CHICAGO	GP	MIN	GA	EN	SO	AVG.	W	L	T
E. BELFOUR	1	59	2	0	0	2.03	0	1	0
J. HACKETT	1	60	2	0	0	2.00	1	0	0

BUFFALO	GP	MIN	GA	EN	SO	AVG.	W	L	T
D. HASEK	1	60	1	0	0	1.00	1	0	0
S. SHIELDS	1	59	3	0	0	3.05	0	1	0

### GOALS BY PERIOD

	1	2	3	OT	TOT
Buffalo	2	1	1	0	4
Chicago	1	2	1	0	4

SHOTS ON GOAL	1	2	3	OT	TOT
Buffalo	17	17	17	0	51
Chicago	21	23	22	0	66

Last Sabres' win in Buffalo: January 20, 1997 (2-1)  
Last Blackhawks' win in Buffalo: December 29, 1995 (5-2)  
Last Sabres' win in Chicago: January 11, 1994 (5-2)  
Last Blackhawks' win in Chicago: March 30, 1997 (3-2)





# BUFFALO VS. COLORADO

1996-97 SUMMARY:	GP	W	L	T	GF	GA	PTS	PIM	PPG	PPA
Buffalo	2	1	0	1	5	4	3	25	1	5
Colorado	2	0	1	1	4	5	1	17	2	9

## AT BUFFALO

November 14, 1996 Buffalo 5 Colorado 4

## AT COLORADO

November 2, 1996 Buffalo 0 Colorado 0

### INDIVIDUAL STATISTICS

AVALANCHE	GP	G	A	PTS	+/-	PM	SH	SABRES	GP	G	A	PTS	+/-	PM	SH
S. OZOLINSH	2	1	2	3	-2	0	12	J. DAWE	2	2	0	2	3	0	5
J. SAKIC	2	0	2	2	0	0	11	M. PECA	2	1	1	2	2	0	6
S. YOUNG	2	0	2	2	0	0	6	M. WILSON	2	1	1	2	2	2	2
R. CORBET	2	1	0	1	1	2	2	B. HOLZINGER	2	1	0	1	-1	0	9
V. KAMENSKY	2	1	0	1	2	-2	7	A. ZHITNIK	1	0	1	1	2	0	0
E. LACROIX	2	1	0	1	2	0	4	R. BURRIDGE	2	0	1	1	3	0	2
J. KLEMM	2	0	1	1	2	0	1	J. MCKEE	2	0	1	1	-2	2	1
A. GUSAROV	1	0	0	0	0	0	0	D. SHANNON	2	0	1	1	3	4	1
K. JONES	1	0	0	0	-2	0	2	D. WARD	2	0	1	1	0	0	2
U. KRUPP	1	0	0	0	0	0	1	D. AUDETTE	1	0	0	0	0	2	0
E. MESSIER	1	0	0	0	-1	2	0	G. GALLEY	1	0	0	0	0	0	0
Y. SARAUULT	1	0	0	0	0	0	0	P. LAFONTAINE	1	0	0	0	0	0	0
L. WILSON	1	0	0	0	0	4	1	B. MOORE	1	0	0	0	0	2	0
A. DEADMARSH	2	0	0	0	-1	0	6	A. SEMENOV	1	0	0	0	0	2	1
A. FOOTE	2	0	0	0	-1	0	0	M. BARNABY	2	0	0	0	0	2	4
P. FORSBERG	2	0	0	0	-2	2	5	B. BOUGHNER	2	0	0	0	-1	9	2
M. KEANE	2	0	0	0	0	0	2	C. BROWN	2	0	0	0	0	0	2
S. LEFEBVRE	2	0	0	0	1	0	2	M. GROSEK	2	0	0	0	0	0	2
A. MILLER	2	0	0	0	-3	0	0	D. PLANTE	2	0	0	0	0	0	5
B. SEVERYN	2	0	0	0	-1	5	1	R. RAY	2	0	0	0	-1	0	0
S. YELLE	2	0	0	0	0	0	3	R. SMEHLIK	2	0	0	0	0	0	0

GWG: NONE  
PPG: CORBET, KAMENSKY  
SHG: NONE

GWG: HOLZINGER  
PPG: PECA  
SHG: NONE

### GOALTENDING

COLORADO	GP	MIN	GA	EN	SO	AVG.	W	L	T	BUFFALO	GP	MIN	GA	EN	SO	AVG.	W	L	T
P. ROY	1	65	0	0	1	.00	0	0	1	D. HASEK	2	125	4	0	1	1.92	1	0	1
C. BILLINGTON	1	59	5	0	0	5.08	0	1	0										

GOALS BY PERIOD	1	2	3	OT	TOT	SHOTS ON GOAL	1	2	3	OT	TOT
Buffalo	2	1	2	0	5	Buffalo	17	13	14	2	46
Colorado	1	2	1	0	4	Colorado	15	24	23	4	66



Last Sabres' win in Buffalo: November 14, 1996 (5-4)  
Last Avalanche win in Buffalo: Haven't won there yet  
Last Sabres' win in Colorado: Haven't won there yet  
Last Avalanche win in Colorado: October 27, 1995 (5-4)

# BUFFALO VS. DALLAS

1996-97 SUMMARY:	GP	W	L	T	GF	GA	PTS	PIM	PPG	PPA
Buffalo	2	1	1	0	3	3	2	42	0	9
Dallas	2	1	1	0	3	3	2	43	1	7

## AT BUFFALO

January 31, 1997 Buffalo 3 Dallas 1

## AT DALLAS

October 30, 1996 Dallas 2 Buffalo 0

### INDIVIDUAL STATISTICS

STARS	GP	G	A	PTS	+/-	PM	SH	SABRES	GP	G	A	PTS	+/-	PM	SH
M. MODANO	2	1	1	2	1	0	11	M. BARNABY	2	1	1	2	1	12	7
G. ADAMS	1	1	0	1	1	0	2	D. PLANTE	2	1	0	1	0	0	6
B. HOGUE	2	1	0	1	-2	2	6	D. WARD	2	1	0	1	1	0	1
J. NIEUWENDYK	1	0	1	1	1	0	1	M. PECA	2	0	1	1	2	0	3
B. GILCHRIST	2	0	1	1	-4	4	4	R. SMEHLIK	2	0	1	1	2	2	3
J. LANGENBRUNNER	2	0	1	1	1	4	1	A. ZHITNIK	2	0	1	1	2	10	4
G. LEDYARD	2	0	1	1	-1	0	2	D. AUDETTE	1	0	0	0	0	0	2
S. ZUBOV	2	0	1	1	1	0	6	C. BROWN	1	0	0	0	0	0	0
B. BASSEN	1	0	0	0	-1	0	1	R. BURRIDGE	1	0	0	0	0	0	0
N. BROTEN	1	0	0	0	-1	0	0	P. LAFONTAINE	1	0	0	0	-1	0	2
M. LABELLE	1	0	0	0	0	0	1	B. MAY	1	0	0	0	0	0	1
C. LUDWIG	1	0	0	0	1	2	1	W. PRIMEAU	1	0	0	0	0	0	0
G. MARSHALL	1	0	0	0	0	0	3	A. SEMENOV	1	0	0	0	-1	0	0
R. MATVICHUK	1	0	0	0	-1	0	3	V. VARADA	1	0	0	0	0	0	0
A. MOOG	1	0	0	0	0	2	0	B. BOUGHNER	2	0	0	0	0	5	2
G. CARBONNEAU	2	0	0	0	0	0	5	J. DAWE	2	0	0	0	1	4	1
T. HARVEY	2	0	0	0	-1	27	3	G. GALLEY	2	0	0	0	0	0	1
D. HATCHER	2	0	0	0	-1	0	1	M. GROSEK	2	0	0	0	1	0	8
M. LALOR	2	0	0	0	-1	0	0	B. HOLZINGER	2	0	0	0	-1	0	2
J. LEHTINEN	2	0	0	0	0	0	6	R. RAY	2	0	0	0	0	7	1
D. REID	2	0	0	0	0	0	4	D. SHANNON	2	0	0	0	-1	2	3
D. SYDOR	2	0	0	0	0	2	0	M. WILSON	2	0	0	0	-1	0	1
P. VERBEEK	2	0	0	0	-1	0	5								

GWG: HOGUE  
PPG: HOGUE  
SHG: NONE

GWG: WARD  
PPG: NONE  
SHG: WARD

### GOALTENDING

DALLAS	GP	MIN	GA	EN	SO	AVG.	W	L	T	BUFFALO	GP	MIN	GA	EN	SO	AVG.	W	L	T
A. MOOG	1	60	0	0	1	.00	1	0	0	D. HASEK	2	119	3	0	0	1.51	1	1	0
A. IRBE	1	59	3	0	0	3.05	0	1	0										

GOALS BY PERIOD	1	2	3	OT	TOT	SHOTS ON GOAL	1	2	3	OT	TOT
Buffalo	0	2	1	0	3	Buffalo	12	25	11	0	48
Dallas	0	0	3	0	3	Dallas	22	22	22	0	66

Last Sabres' win in Buffalo: January 31, 1997 (3-1)  
Last Stars' win in Buffalo: February 13, 1994 (5-3)  
Last Sabres' win in Dallas: January 16, 1994 (4-2)  
Last Stars' win in Dallas: October 30, 1996 (2-0)





# BUFFALO VS. DETROIT

1996-97 SUMMARY:	GP	W	L	T	GF	GA	PTS	PIM	PPG	PPA
Buffalo	2	0	2	0	2	8	0	23	0	7
Detroit	2	2	0	0	8	2	4	36	1	6

**AT BUFFALO**  
October 12, 1996 Detroit 6 Buffalo 1

**AT DETROIT**  
March 2, 1997 Detroit 2 Buffalo 1

## INDIVIDUAL STATISTICS

RED WINGS	GP	G	A	PTS	+/-	PM	SH	SABRES	GP	G	A	PTS	+/-	PM	SH
S. YZERMAN	2	2	3	5	5	0	7	M. BARNABY	1	1	0	1	1	4	2
I. LARIONOV	2	1	2	3	3	0	4	M. PECA	2	1	0	1	2	4	4
N. LIDSTROM	2	0	3	3	2	0	3	J. DAWE	2	0	1	1	2	0	3
M. LAPOINTE	2	1	1	2	0	2	8	G. GALLEY	2	0	1	1	3	0	2
T. TAYLOR	2	1	1	2	0	0	1	M. GROSEK	2	0	1	1	1	0	3
S. FEDOROV	2	0	2	2	2	0	3	D. PLANTE	2	0	1	1	2	0	7
V. KOZLOV	1	1	0	1	3	0	3	B. BOUGHNER	1	0	0	0	4	0	0
L. MURPHY	1	1	0	1	1	0	6	C. BROWN	1	0	0	0	2	0	0
M. DANDENAULT	2	1	0	1	1	0	1	R. BURRIDGE	1	0	0	0	2	0	1
G. JOHNSON	1	0	1	1	1	0	1	P. LAFONTAINE	1	0	0	0	2	0	2
J. PUSHOR	2	0	1	1	1	0	2	B. MAY	1	0	0	0	1	0	1
B. SHANAHAN	2	0	1	1	1	0	11	J. MCKEE	1	0	0	0	2	0	0
D. BROWN	1	0	0	0	0	2	4	M. SATAN	1	0	0	0	2	0	0
K. DRAPER	1	0	0	0	1	2	2	D. AUDETTE	2	0	0	0	2	2	4
A. ERIKSSON	1	0	0	0	1	0	0	B. HOLZINGER	2	0	0	0	1	0	1
T. HOLMSTROM	1	0	0	0	0	0	2	W. PRIMEAU	2	0	0	0	0	0	1
M. KNUBLE	1	0	0	0	0	0	3	R. RAY	2	0	0	0	7	0	0
J. KOCUR	1	0	0	0	0	4	2	D. SHANNON	2	0	0	0	1	0	1
K. MALTBY	1	0	0	0	0	15	0	R. SMEHLIK	2	0	0	0	1	0	1
B. ROUSE	1	0	0	0	2	0	2	D. WARD	2	0	0	0	2	0	3
T. SANDSTROM	1	0	0	0	0	0	4	M. WILSON	2	0	0	0	1	0	0
V. KONSTANTINOV	2	0	0	0	2	2	2	A. ZHITNIK	2	0	0	0	1	0	8
D. MCCARTY	2	0	0	0	0	9	3								
A. WARD	2	0	0	0	0	0	2								

GWG: MURPHY, YZERMAN  
PPG: YZERMAN  
SHG: TAYLOR

GWG: NONE  
PPG: NONE  
SHG: NONE

### GOALTENDING

DETROIT	GP	MIN	GA	EN	SO	AVG.	W	L	T
M. VERNON	2	123	2	0	0	.98	0	2	0

BUFFALO	GP	MIN	GA	EN	SO	AVG.	W	L	T
D. HASEK	1	60	6	0	0	6.00	0	1	0
S. SHIELDS	1	63	2	0	0	1.90	0	1	0

### GOALS BY PERIOD

	1	2	3	OT	TOT
Buffalo	0	0	2	0	2
Detroit	2	1	4	1	8

SHOTS ON GOAL	1	2	3	OT	TOT
Buffalo	12	18	13	1	44
Detroit	37	14	22	3	76



Last Sabres' win in Buffalo: November 1, 1995 (2-1)  
Last Red Wings win in Buffalo: October 12, 1996 (6-1)  
Last Sabres' win in Detroit: March 6, 1994 (3-2)  
Last Red Wings win in Detroit: March 28, 1997 (2-1)

# BUFFALO VS. EDMONTON

1996-97 SUMMARY:	GP	W	L	T	GF	GA	PTS	PIM	PPG	PPA
Buffalo	2	0	2	0	4	7	0	34	2	5
Edmonton	2	2	0	0	7	4	4	14	3	9

**AT BUFFALO**  
January 24, 1997 Edmonton 3 Buffalo 1

**AT EDMONTON**  
October 4, 1996 Edmonton 4 Buffalo 3

## INDIVIDUAL STATISTICS

OILERS	GP	G	A	PTS	+/-	PM	SH	SABRES	GP	G	A	PTS	+/-	PM	SH
A. KOVALENKO	2	1	2	3	1	2	6	P. LAFONTAINE	1	1	1	2	2	2	4
D. MCGILLIS	2	1	2	3	1	2	2	G. GALLEY	2	1	1	2	0	1	2
R. SMYTH	2	2	0	2	2	0	8	C. BROWN	1	1	0	1	1	0	3
D. MCAMMOND	2	1	1	2	0	0	5	R. RAY	2	1	0	1	1	12	2
T. MARCHANT	2	0	2	2	0	0	6	B. MOORE	1	0	1	1	1	0	4
D. WEIGHT	2	0	2	2	1	0	4	R. SMEHLIK	1	0	1	1	1	0	1
R. MURRAY	2	1	0	1	1	0	2	R. BURRIDGE	2	0	1	1	1	0	2
M. SATAN	2	1	0	1	0	2	3	M. GROSEK	2	0	1	1	1	0	0
J. ARNOTT	1	0	1	1	0	0	3	B. MAY	2	0	1	1	1	10	3
D. OLIVER	1	0	1	1	1	0	0	D. PLANTE	2	0	1	1	1	2	3
K. LOWE	2	0	1	1	1	0	2	D. AUDETTE	1	0	0	0	0	0	1
L. RICHARDSON	2	0	1	1	1	2	1	M. BARNABY	1	0	0	0	1	0	2
J. BELANGER	1	0	0	0	0	0	0	J. DAWE	1	0	0	0	0	0	3
M. CZERKAWSKI	1	0	0	0	0	0	4	J. MCKEE	1	0	0	0	1	0	0
G. DE VRIES	1	0	0	0	1	0	0	A. SEMENOV	1	0	0	0	1	0	3
L. DEBRUSK	1	0	0	0	0	0	0	V. VARADA	1	0	0	0	0	2	0
M. LINDGREN	1	0	0	0	1	0	2	B. BOUGHNER	2	0	0	0	1	2	0
B. MIRONOV	1	0	0	0	0	0	1	B. HOLZINGER	2	0	0	0	0	0	4
K. BUCHBERGER	2	0	0	0	0	0	1	M. PECA	2	0	0	0	0	2	0
M. GRIER	2	0	0	0	0	0	1	D. SHANNON	2	0	0	0	1	0	2
B. MARCHMENT	2	0	0	0	2	4	4	D. WARD	2	0	0	0	0	0	0
J. NORTON	2	0	0	0	0	2	2	M. WILSON	2	0	0	0	2	0	1
								A. ZHITNIK	2	0	0	0	0	2	2

GWG: MCAMMOND, SMYTH  
PPG: KOVALENKO, MCGILLIS, SATAN  
SHG: NONE

GWG: NONE  
PPG: LAFONTAINE, GALLEY  
SHG: NONE

### GOALTENDING

EDMONTON	GP	MIN	GA	EN	SO	AVG.	W	L	T
C. JOSEPH	2	120	4	0	0	2.00	2	0	0

BUFFALO	GP	MIN	GA	EN	SO	AVG.	W	L	T
D. HASEK	1	60	4	0	0	4.00	0	1	0
S. SHIELDS	1	59	3	0	0	3.05	0	1	0

### GOALS BY PERIOD

	1	2	3	OT	TOT
Buffalo	0	3	1	0	4
Edmonton	2	2	3	0	7

### SHOTS ON GOAL

	1	2	3	OT	TOT
Buffalo	6	23	13	0	42
Edmonton	18	19	20	0	57

Last Sabres' win in Buffalo: October 18, 1995 (4-1)  
Last Oilers' win in Buffalo: January 24, 1997 (3-1)  
Last Sabres' win in Edmonton: October 29, 1993 (6-3)  
Last Oilers' win in Edmonton: October 4, 1996 (4-3)





# BUFFALO VS. FLORIDA

1996-97 SUMMARY:										
	GP	W	L	T	GF	GA	PTS	PIM	PPG	PPA
Buffalo	4	1	2	1	9	10	3	114	1	20
Florida	4	2	1	1	10	9	5	91	4	19

At BUFFALO		
November 11, 1996	Buffalo 3	Florida 2
February 6, 1997	Buffalo 1	Florida 1

At FLORIDA		
November 26, 1996	Florida 4	Buffalo 3
March 22, 1997	Florida 3	Buffalo 2

## INDIVIDUAL STATISTICS

PANTHERS						SABRES									
GP	G	A	PTS	+/-	PM SH	GP	G	A	PTS	+/-	PM SH				
R. SHEPPARD	3	4	1	5	2	0	11	D. AUDETTE	4	3	1	4	2	0	17
B. LINDSAY	4	1	2	3	2	9	12	J. MCKEE	3	1	2	3	4	2	1
S. MELLANBY	4	1	2	3	1	6	16	R. SMEHLIK	3	0	3	3	3	4	3
R. SVEHLA	4	1	2	3	1	4	5	B. HOLZINGER	4	0	3	3	1	0	1
R. DVORAK	4	2	0	2	0	2	13	S. SATAN	1	1	1	2	1	0	2
E. JOVANOVSKI	2	1	0	1	1	4	4	R. BURRIDGE	2	1	1	2	1	4	3
K. MULLER	1	0	1	1	1	0	0	D. WARD	4	1	1	2	1	2	2
M. STRAKA	1	0	1	1	1	2	3	D. PLANTE	4	0	2	2	0	2	11
R. NIEDERMAYER	2	0	1	1	0	2	8	C. BROWN	2	1	0	1	1	2	4
T. CARKNER	3	0	1	1	1	2	4	M. BARNABY	4	1	0	1	0	7	10
B. SKRUDLAND	3	0	1	1	0	10	7	G. GALLEY	2	0	1	1	0	2	3
T. FITZGERALD	4	0	1	1	2	0	11	M. PECA	4	0	1	1	2	4	3
P. GUSTAFSSON	4	0	1	1	0	0	6	A. ZHITNIK	4	0	1	1	1	2	6
M. HOUGH	4	0	1	1	0	2	3	W. PRIMEAU	1	0	0	0	0	0	0
D. LOWRY	4	0	1	1	3	4	2	E. RONAN	1	0	0	0	1	0	0
G. MURPHY	4	0	1	1	3	6	2	A. SEMENOV	1	0	0	0	0	0	0
B. BARNES	1	0	0	0	0	0	3	S. SHIELDS	1	0	0	0	0	2	0
C. MARTIN	1	0	0	0	0	5	1	B. MAY	2	0	0	0	1	12	4
J. PODOLLAN	1	0	0	0	0	0	2	B. MOORE	2	0	0	0	0	0	2
B. SMYTH	1	0	0	0	1	0	0	D. HASEK	3	0	0	0	0	10	0
S. WASHBURN	1	0	0	0	1	0	1	B. BOUGHNER	4	0	0	0	1	27	1
J. GARPENLOV	2	0	0	0	1	2	3	J. DAWE	4	0	0	0	1	0	8
D. NEMIROVSKY	2	0	0	0	1	22	2	M. GROSEK	4	0	0	0	1	12	2
C. WELLS	2	0	0	0	0	2	1	R. RAY	4	0	0	0	1	14	0
J. HULL	3	0	0	0	1	0	4	D. SHANNON	4	0	0	0	0	4	8
P. LAUS	3	0	0	0	2	7	2	M. WILSON	4	0	0	0	1	2	3
R. WARRENER	4	0	0	0	0	0	3								

GWG: SHEPPARD, DVORAK,  
PPG: SHEPPARD, JOVANOVSKI  
SHG: NONE

GWG: AUDETTE  
PPG: WARD  
SHG: NONE

### GOALTENDING

FLORIDA	GP	MIN	GA	EN	SO	AVG.	W	L	T	BUFFALO	GP	MIN	GA	EN	SO	AVG.	W	L	T
FITZPATRICK	2	129	4	0	0	1.86	0	1	1	D. HASEK	3	149	5	0	0	2.01	1	1	1
VANBLESBROUCK	2	120	5	0	0	2.50	2	0	0	A. TREFILOV	1	40	2	0	0	3.00	0	0	0
										S. SHIELDS	1	57	3	0	0	3.16	0	1	0

### GOALS BY PERIOD

	1	2	3	OT	TOT	SHOTS ON GOAL	1	2	3	OT	TOT
Buffalo	1	4	3	1	9	Buffalo	23	33	33	5	94
Florida	3	5	2	0	10	Florida	45	44	37	3	129



Last Sabres' win in Buffalo: November 11, 1996 (3-2)  
Last Panthers' win in Buffalo: January 30, 1994 (3-2)  
Last Sabres' win in Florida: March 14, 1995 (2-1)  
Last Panthers' win in Florida: March 22, 1997 (3-2)

# BUFFALO VS. HARTFORD

1996-97 SUMMARY:										
	GP	W	L	T	GF	GA	PTS	PIM	PPG	PPA
Buffalo	6	2	4	0	21	23	4	156	4	33
Hartford	6	4	2	0	23	21	8	142	8	30

At BUFFALO		
October 26, 1996	Buffalo 6	Hartford 3
December 26, 1996	Buffalo 5	Hartford 1
January 25, 1997	Hartford 5	Buffalo 1

At HARTFORD		
November 9, 1996	Hartford 4	Buffalo 3
December 7, 1996	Hartford 6	Buffalo 4
April 7, 1997	Hartford 4	Buffalo 2

## INDIVIDUAL STATISTICS

WHALERS						SABRES									
GP	G	A	PTS	+/-	PM SH	GP	G	A	PTS	+/-	PM SH				
G. SANDERSON	6	7	3	10	2	8	32	R. BURRIDGE	6	3	3	6	4	0	11
N. EMERSON	5	2	5	7	3	2	12	M. BARNABY	5	3	2	5	0	34	9
K. PRIMEAU	5	2	4	6	1	25	16	M. PECA	6	1	4	5	2	6	12
K. DINEEN	6	2	4	6	1	8	18	D. SHANNON	6	1	4	5	2	8	9
A. CASSELS	6	1	5	6	2	4	7	R. SMEHLIK	4	3	1	4	3	4	9
R. KRON	6	2	2	4	1	2	24	J. DAWE	6	2	2	4	2	6	12
G. WESLEY	5	0	4	4	0	2	7	D. WARD	6	1	3	4	4	7	8
C. LESCHYSHYN	5	2	1	3	1	2	6	B. HOLZINGER	6	0	4	4	1	4	8
S. CHIASSON	1	1	1	2	1	2	7	A. ZHITNIK	6	0	4	4	0	8	11
A. NIKOLISHIN	1	1	1	2	0	0	4	A. SEMENOV	4	2	1	3	3	0	4
H. DOMENICHELLI	2	1	1	2	1	0	2	P. LAFONTAINE	1	1	2	3	2	0	7
J. O'NEILL	4	1	1	2	1	2	10	M. SATAN	1	1	1	2	0	0	5
J. DANIELS	1	0	2	2	2	0	2	D. AUDETTE	4	1	1	2	3	4	12
G. DIDUCK	3	0	2	2	2	7	1	D. PLANTE	6	1	1	2	4	2	9
A. BURT	6	0	2	2	1	6	11	M. GROSEK	6	0	2	2	1	4	4
P. RANHEIM	4	1	0	1	1	2	8	R. RAY	6	1	0	1	1	25	1
K. BROWN	1	0	1	1	0	2	0	J. MCKEE	3	0	1	1	4	0	4
S. MARTINS	1	0	1	1	0	0	1	B. BOUGHNER	6	0	1	1	1	5	2
K. CHASE	2	0	1	1	1	20	0	R. NDUR	1	0	0	0	1	0	0
S. BURKE	4	0	1	1	0	2	0	W. PRIMEAU	1	0	0	0	0	7	1
P. COFFEY	1	0	0	0	0	0	2	B. MAY	2	0	0	0	2	8	2
D. KING	1	0	0	0	0	0	3	C. BROWN	3	0	0	0	0	0	3
C. MURRAY	1	0	0	0	0	0	0	B. MOORE	3	0	0	0	1	6	5
K. HALLER	2	0	0	0	1	2	1	G. GALLEY	4	0	0	0	0	14	5
S. KAPANEN	2	0	0	0	0	0	4	D. HASEK	6	0	0	0	0	4	0
K. MANDERVILLE	2	0	0	0	0	4	1	M. WILSON	6	0	0	0	0	0	7
G. FEATHERSTONE	3	0	0	0	2	11	5								
M. JANSSENS	4	0	0	0	4	4	2								
A. GODYNYUK	5	0	0	0	3	4	0								
M. MALIK	5	0	0	0	1	6	3								
S. GRIMSON	6	0	0	0	2	13	2								
S. RICE	6	0	0	0	5	2	4								

GWG: LESCHYSHYN, DINEEN, SANDERSON  
EMERSON  
PPG: SANDERSON, PRIMEAU, KRON  
LESCHYSHYN, CHIASSON  
SHG: EMERSON

GWG: SHANNON, SEMENOV  
PPG: SMEHLIK, DAWE, SEMENOV  
SHG: BURRIDGE

### GOALTENDING

HARTFORD	GP	MIN	GA	EN	SO	AVG.	W	L	T	BUFFALO	GP	MIN	GA	EN	SO	AVG.	W	L	T
S. BURKE	4	245	12	0	0	2.94	3	1	0	D. HASEK	6	360	23	0	0	3.83	2	4	0
J. MUZZATTI	2	75	7	0	0	5.60	1	1	0										
S. GIGUERE	1	45	2	0	0	2.67	0	0	0										

### GOALS BY PERIOD

	1	2	3	OT	TOT	SHOTS ON GOAL	1	2	3	OT	TOT
Buffalo	11	9	1	0	21	Buffalo	12	25	11	0	48
Hartford	9	4	9	1	23	Hartford	22	22	22	0	66

Last Sabres' win in Buffalo: December 26, 1996 (5-1)  
Last Whalers' win in Buffalo: January 25, 1997 (5-1)  
Last Sabres' win in Hartford: February 25, 1995 (3-1)  
Last Whalers' win in Hartford: April 7, 1997 (4-2)





# BUFFALO VS. LOS ANGELES

1996-97 SUMMARY:	GP	W	L	T	GF	GA	PTS	PIM	PPG	PPA
Buffalo	2	1	1	0	9	8	2	35	0	6
Los Angeles	2	1	1	0	8	9	2	37	0	5

## AT BUFFALO

December 20, 1996 Buffalo 6 Los Angeles 2

## AT LOS ANGELES

January 9, 1997 Los Angeles 6 Buffalo 3

### INDIVIDUAL STATISTICS

KINGS	GP	G	A	PTS	+/-	PM	SH	SABRES	GP	G	A	PTS	+/-	PM	SH
D. KRISTICH	2	2	2	4	1	0	6	B. HOLZINGER	2	2	2	4	0	2	5
V. TSYPLAKOV	2	0	4	4	4	0	3	D. AUDETTE	2	2	1	3	0	0	9
I. LAPERRIERE	2	1	2	3	0	2	5	D. PLANTE	2	2	1	3	1	0	5
J. VOPAT	1	1	1	2	3	0	2	M. BARNABY	2	1	1	2	1	7	6
J. SLANEY	1	1	0	1	1	0	1	R. BURRIDGE	2	1	1	2	1	0	4
P. BOUCHER	2	1	0	1	1	2	4	M. PECA	2	0	2	2	1	0	4
R. FERRARO	2	1	0	1	1	0	2	J. DAWE	2	1	0	1	0	0	2
K. STEVENS	2	1	0	1	2	7	3	B. MOORE	1	0	1	1	0	0	1
K. NURMINEN	2	0	1	1	1	0	4	G. GALLEY	2	0	1	1	3	2	6
A. BERG	1	0	0	0	2	0	0	M. GROSEK	2	0	1	1	2	0	4
R. BLAKE	1	0	0	0	3	0	5	R. SMEHLIK	2	0	1	1	2	2	6
S. FINN	1	0	0	0	1	2	0	D. WARD	2	0	1	1	3	0	1
B. GRIEVE	1	0	0	0	0	9	2	B. MAY	1	0	0	0	1	5	0
M. JOHNSON	1	0	0	0	0	0	1	W. PRIMEAU	1	0	0	0	0	0	2
J. MODRY	1	0	0	0	1	2	2	A. SEMENOV	1	0	0	0	1	0	0
S. O'DONNELL	1	0	0	0	0	0	2	B. BOUGHNER	2	0	0	0	2	8	1
D. ZMOLEK	1	0	0	0	1	4	2	R. RAY	2	0	0	0	1	2	1
N. BROTEN	2	0	0	0	1	0	2	D. SHANNON	2	0	0	0	0	5	3
D. BYLSMA	2	0	0	0	3	0	2	M. WILSON	2	0	0	0	4	0	3
M. NORSTROM	2	0	0	0	1	0	2	A. ZHITNIK	2	0	0	0	1	2	5
E. OLCZYK	2	0	0	0	4	0	7								
B. POTOMSKI	2	0	0	0	0	7	1								
B. SMYTH	2	0	0	0	1	2	6								

GWG: LAPERRIERE  
PPG: NONE  
SHG: NONE

GWG: AUDETTE  
PPG: NONE  
SHG: BURRIDGE

### GOALTENDING

LOS ANGELES	GP	MIN	GA	EN	SO	AVG.	W	L	T	BUFFALO	GP	MIN	GA	EN	SO	AVG.	W	L	T
S. Fiset	2	119	8	1	0	4.03	1	1	0	D. HASEK	2	120	8	0	0	4.00	1	1	0

### GOALS BY PERIOD

	1	2	3	OT	TOT	SHOTS ON GOAL	1	2	3	OT	TOT
Buffalo	3	2	4	0	9		24	23	21	0	68
Los Angeles	4	1	3	0	8		21	17	26	0	64



Last Sabres' win in Buffalo: December 20, 1996 (6-2)  
Last Kings' win in Buffalo: March 15, 1993 (4-2)  
Last Sabres' win in Los Angeles: March 13, 1996 (6-2)  
Last Kings' win in Los Angeles: January 9, 1997 (6-3)

# BUFFALO VS. MONTREAL

1996-97 SUMMARY:	GP	W	L	T	GF	GA	PTS	PIM	PPG	PPA
Buffalo	5	3	0	2	20	11	8	122	2	19
Montreal	5	0	3	2	11	20	2	108	1	24

## AT BUFFALO

October 24, 1996 Buffalo 6 Montreal 3  
January 22, 1997 Buffalo 6 Montreal 1  
February 12, 1997 Buffalo 2 Montreal 2

## AT MONTREAL

December 11, 1996 Buffalo 3 Montreal 2  
March 8, 1997 Buffalo 3 Montreal 3

### INDIVIDUAL STATISTICS

CANADIENS	GP	G	A	PTS	+/-	PM	SH	SABRES	GP	G	A	PTS	+/-	PM	SH
V. DAMPHOUSSE	5	2	4	6	3	10	14	M. PECA	5	2	5	7	6	0	8
T. STEVENSON	5	1	3	4	3	5	10	J. DAWE	5	4	1	5	3	2	12
V. BURE	4	1	2	3	0	1	10	R. BURRIDGE	3	0	5	5	3	4	3
M. RUCINSKY	4	2	0	2	1	0	13	D. AUDETTE	5	3	1	4	1	2	10
B. BRUNET	2	1	1	2	1	2	2	D. PLANTE	5	3	1	4	3	4	13
P. POPOVIC	5	1	1	2	1	2	2	B. HOLZINGER	5	2	2	4	2	6	15
M. RECCHI	5	0	2	2	6	0	18	R. SMEHLIK	4	1	2	3	0	0	10
D. TUCKER	5	0	2	2	0	16	6	D. WARD	5	1	2	3	3	2	6
S. KOIVU	3	1	0	1	2	2	9	A. ZHITNIK	5	1	2	3	2	10	12
V. MALAKHOV	4	1	0	1	0	2	7	M. BARNABY	5	2	0	2	0	10	10
S. THORNTON	4	1	0	1	0	9	13	E. RONAN	2	0	2	2	2	0	2
R. FITZPATRICK	1	0	1	1	1	2	2	D. SHANNON	5	0	2	2	6	9	8
J. CULLIMORE	3	0	1	1	1	0	5	B. MOORE	3	1	0	1	0	0	4
S. RICHER	4	0	1	1	1	4	17	P. LAFONTAINE	1	0	1	1	0	0	4
D. WILKIE	4	0	1	1	1	0	5	W. PRIMEAU	2	0	1	1	1	0	0
B. SAVAGE	5	0	1	1	4	0	18	B. BOUGHNER	5	0	1	1	0	20	0
D. ABRASHEAR	1	0	0	0	0	10	1	M. GROSEK	5	0	1	1	1	2	11
B. BROWN	1	0	0	0	2	7	0	R. RAY	5	0	1	1	0	38	5
C. RIVET	1	0	0	0	1	0	2	C. BROWN	1	0	0	0	1	0	0
P. SEVIGNY	1	0	0	0	0	0	0	A. SEMENOV	1	0	0	0	0	0	0
P. TURGEON	1	0	0	0	0	0	2	S. SHIELDS	1	0	0	0	0	2	0
P. BRISEBOIS	2	0	0	0	1	2	1	B. MAY	2	0	0	0	0	2	7
M. BUREAU	2	0	0	0	1	4	5	G. GALLEY	3	0	0	0	2	0	4
S. CORSON	2	0	0	0	3	2	9	J. MCKEE	3	0	0	0	1	7	0
S. BORDELEAU	3	0	0	0	2	0	6	M. WILSON	5	0	0	0	9	2	3
M. BARON	4	0	0	0	6	8	2								
C. MURRAY	4	0	0	0	2	9	2								
S. QUINTAL	4	0	0	0	3	12	15								

GWG: BURE, RUCINSKY  
PPG: BURE  
SHG: NONE

GWG: WARD, AUDETTE, PLANTE  
PPG: AUDETTE, ZHITNIK  
SHG: DAWE, HOLZINGER

### GOALTENDING

MONTREAL	GP	MIN	GA	EN	SO	AVG.	W	L	T	BUFFALO	GP	MIN	GA	EN	SO	AVG.	W	L	T
P. JABLONSKI	2	69	6	0	0	5.22	0	1	0	D. HASEK	4	248	9	0	0	2.18	3	0	1
J. THIBAUT	5	244	14	0	0	3.44	0	2	2	S. SHIELDS	1	65	2	0	0	1.85	0	0	1

### GOALS BY PERIOD

	1	2	3	OT	TOT	SHOTS ON GOAL	1	2	3	OT	TOT
Buffalo	5	10	4	1	20		28	56	54	9	147
Montreal	2	8	1	0	11		63	67	59	7	196

Last Sabres' win in Buffalo: January 22, 1997 (6-1)  
Last Canadiens' win in Buffalo: March 22, 1996 (4-1)  
Last Sabres' win in Montreal: December 11, 1996 (3-2)  
Last Canadiens' win in Montreal: March 18, 1996 (3-2)





# BUFFALO VS. NEW JERSEY

1996-97 SUMMARY:	GP	W	L	T	GF	GA	PTS	PIM	PPG	PPA
Buffalo	4	1	2	1	8	13	3	68	2	15
New Jersey	4	2	1	1	13	8	5	64	3	13

AT BUFFALO	December 31, 1996	Buffalo 6	New Jersey 5	AT NEW JERSEY	December 23, 1996	Buffalo 0	New Jersey 4
	March 9, 1997	New Jersey 4	Buffalo 1		February 27, 1997	New Jersey 4	Buffalo 1

## INDIVIDUAL STATISTICS

DEVILS	GP	G	A	PTS	+/-	PM	SH	SABRES	GP	G	A	PTS	+/-	PM	SH
B. GUERIN	4	4	1	5	5	5	10	D. WARD	4	2	2	4	0	5	5
B. HOLIK	4	0	5	5	2	0	8	D. AUDETTE	4	0	3	3	1-	0	4
D. ANDREYCHUK	4	2	2	4	5	6	14	B. HOLZINGER	4	1	1	2	1-	2	7
J. MACLEAN	4	1	3	4	3	4	16	A. ZHITNIK	4	1	1	2	3-	2	12
S. CHAMBERS	4	0	3	3	6	0	8	M. WILSON	4	0	2	2	1	2	5
S. NIEDERMAYER	4	0	3	3	3-	0	5	R. SMEHLIK	3	1	0	1	1-	0	4
S. THOMAS	3	1	1	2	1-	0	6	M. PECA	4	1	0	1	2-	0	17
D. PEDERSON	4	1	1	2	1-	9	2	D. PLANTE	4	1	0	1	2-	2	12
D. GILMOUR	1	1	0	1	1	2	4	R. RAY	4	1	0	1	0	8	3
D. ELLETT	2	1	0	1	1	0	1	G. GALLEY	3	0	1	1	2-	6	2
V. ZEPEUKIN	3	1	0	1	0	4	8	B. MOORE	3	0	1	1	0	0	6
B. ROLSTON	4	1	0	1	1-	2	16	W. PRIMEAU	3	0	1	1	0	10	2
J. PANDOLFO	3	0	1	1	1	0	11	M. BARNABY	4	0	1	1	1-	9	6
L. ODELEIN	4	0	1	1	2	9	3	J. DAWE	4	0	1	1	2-	6	6
B. BRYLIN	1	0	0	0	0	2	1	D. SHANNON	4	0	1	1	1	4	5
K. DEAN	1	0	0	0	0	4	0	C. HUDDY	1	0	0	0	1-	0	0
K. OLIWA	1	0	0	0	1-	5	0	B. MAY	1	0	0	0	0	2	2
P. ZESEL	1	0	0	0	1	0	3	J. MCKEE	1	0	0	0	1-	0	1
B. CARPENTER	2	0	0	0	0	0	2	A. SEMENOV	1	0	0	0	0	0	1
P. ELIAS	2	0	0	0	2-	0	2	R. BURRIDGE	2	0	0	0	1-	0	5
R. SIMPSON	2	0	0	0	0	2	2	E. RONAN	2	0	0	0	1-	0	0
J. SMITH	2	0	0	0	2-	5	5	B. BOUGHNER	4	0	0	0	1-	10	0
S. SULLIVAN	2	0	0	0	1-	0	3	M. GROSEK	4	0	0	0	0	0	5
R. MCKAY	3	0	0	0	2-	5	2								
S. STEVENS	3	0	0	0	5	6	7								
K. DANAYKO	4	0	0	0	2-	4	2								

GWG: ELLETT, PEDERSON  
PPG: GUERIN, THOMAS, ELLETT  
SHG: NONE

GWG: SMEHLIK  
PPG: ZHITNIK, SMEHLIK  
SHG: PECA

### GOALTENDING

NEW JERSEY	GP	MIN	GA	EN	SO	AVG.	W	L	T	BUFFALO	GP	MIN	GA	EN	SO	AVG.	W	L	T
M. BRODEUR	4	205	5	0	1	1.46	2	0	1	D. HASEK	3	184	8	1	0	3.18	1	2	0
M. DUNHAM	1	39	3	0	0	4.62	0	1	0	S. SHIELDS	1	60	3	1	0	3.00	0	1	0

### GOALS BY PERIOD

	1	2	3	OT	TOT	SHOTS ON GOAL	1	2	3	OT	TOT
Buffalo	3	3	2	0	8	28	40	31	1	1	100
New Jersey	2	3	8	0	13	46	41	51	4	4	142



Last Sabres' win in Buffalo: December 31, 1996 (6-5)  
Last Devils' win in Buffalo: March 9, 1997 (4-1)  
Last Sabres' win in New Jersey: December 16, 1995 (3-2)  
Last Devils' win in New Jersey: February 27, 1997 (4-1)

# BUFFALO VS. NY ISLANDERS

1996-97 SUMMARY:	GP	W	L	T	GF	GA	PTS	PIM	PPG	PPA
Buffalo	4	3	1	0	12	8	6	170	3	13
NY Islanders	4	1	3	0	8	12	2	129	3	23

AT BUFFALO	February 21, 1997	Buffalo 5	NY Islanders 2	AT NY ISLANDERS	November 30, 1996	Buffalo 3	NY Islanders 2
	March 26, 1997	NY Islanders 3	Buffalo 2		January 15, 1997	Buffalo 2	NY Islanders 1

## INDIVIDUAL STATISTICS

ISLANDERS	GP	G	A	PTS	+/-	PM	SH	SABRES	GP	G	A	PTS	+/-	PM	SH
B. BERARD	4	2	3	5	1-	17	11	D. AUDETTE	4	2	1	3	2-	4	12
T. GREEN	4	1	2	3	3-	0	11	J. DAWE	4	1	2	3	1	0	7
B. SMOLINSKI	4	1	2	3	0	4	14	D. WARD	4	1	2	3	2	2	11
T. BERTUZZI	3	0	2	2	1	4	1	M. GROSEK	4	0	3	3	1	5	4
D. ARMSTRONG	1	1	0	1	1	0	1	D. PLANTE	4	0	3	3	3	2	8
D. PLANTE	3	1	0	1	1	15	4	B. MAY	3	2	0	2	1	2	5
N. ANDERSSON	4	1	0	1	0	0	8	B. HOLZINGER	3	1	1	2	1	0	6
C. LAPOINTE	4	1	0	1	1-	2	7	M. BARNABY	4	1	1	2	1	40	4
D. VASKE	1	0	1	1	1	0	0	G. GALLEY	4	1	1	2	2	2	5
K. BELANGER	2	0	1	1	1	5	0	A. ZHITNIK	4	1	1	2	1-	21	6
D. KING	3	0	1	1	4	2	8	M. PECA	3	0	2	2	2	2	4
Z. PALFFY	3	0	1	1	4	0	15	M. SATAN	1	1	0	1	1	0	2
S. LACHANCE	4	0	1	1	2-	0	4	B. BOUGHNER	4	1	0	1	1	14	3
B. MCCABE	4	0	1	1	1	19	4	W. PRIMEAU	2	0	1	1	0	15	1
R. REICHEL	1	0	0	0	0	0	4	R. RAY	4	0	1	1	1	35	3
M. VUKOTA	1	0	0	0	0	12	0	D. SHANNON	4	0	1	1	3	4	2
D. HOUDA	3	0	0	0	2-	6	1	M. WILSON	4	0	1	1	3	5	6
B. HUGHES	3	0	0	0	1-	2	2	C. BROWN	1	0	0	0	1	0	0
P. KRUSE	3	0	0	0	1	17	2	R. NDUR	1	0	0	0	0	2	0
M. MCINNIS	3	0	0	0	4	0	10	E. RONAN	1	0	0	0	0	5	1
S. WEBB	3	0	0	0	2-	11	3	A. SEMENOV	1	0	0	0	0	0	1
R. WOOD	3	0	0	0	1-	2	4	R. BURRIDGE	2	0	0	0	0	2	2
K. JONSSON	4	0	0	0	2-	0	5	J. MCKEE	2	0	0	0	1-	4	1
R. PILON	4	0	0	0	2-	11	0	B. MOORE	2	0	0	0	0	0	0
								R. SMEHLIK	2	0	0	0	0	4	3

GWG: BERARD  
PPG: BERARD, GREEN, SMOLINSKI  
SHG: NONE

GWG: WARD, BARNABY, MAY  
PPG: AUDETTE, DAWE, ZHITNIK  
SHG: GALLEY

### GOALTENDING

NY ISLANDERS	GP	MIN	GA	EN	SO	AVG.	W	L	T	BUFFALO	GP	MIN	GA	EN	SO	AVG.	W	L	T
T. SALO	3	151	8	1	0	3.18	1	2	0	D. HASEK	2	120	4	0	0	2.00	2	0	0
E. RICHAUD	3	88	3	0	0	2.05	0	1	0	S. SHIELDS	2	121	4	0	0	1.98	1	1	0

### GOALS BY PERIOD

	1	2	3	OT	TOT	SHOTS ON GOAL	1	2	3	OT	TOT
Buffalo	4	4	4	0	12	28	37	30	0	0	95
NY Islanders	1	3	3	1	8	40	42	35	2	1	119

Last Sabres' win in Buffalo: February 21, 1997 (5-2)  
Last Islanders' win in Buffalo: March 26, 1997 (3-2)  
Last Sabres' win in New York: November 30, 1996 (3-2)  
Last Islanders' win in New York: January 15, 1997 (2-1)





# BUFFALO VS. NY RANGERS

1996-97 SUMMARY:	GP	W	L	T	GF	GA	PTS	PIM	PPG	PPA
Buffalo	4	1	2	1	10	11	3	106	2	18
NY Rangers	4	2	1	1	11	10	5	136	6	14

## AT BUFFALO

December 13, 1996 NY Rangers 3 Buffalo 0  
 April 4, 1997 Buffalo 5 NY Rangers 1

## AT NY RANGERS

October 27, 1996 NY Rangers 6 Buffalo 4  
 April 1, 1997 Buffalo 1 NY Rangers 1

## INDIVIDUAL STATISTICS

RANGERS	GP	G	A	PTS	+/-	PM	SH	SABRES	GP	G	A	PTS	+/-	PM	SH
W. GRETZKY	4	2	5	7	0	0	17	D. SHANNON	4	2	4	4	4	4	12
N. SUNDSTROM	4	1	4	5	1	0	5	B. HOLZINGER	4	1	3	4	1	4	9
A. KOVALEV	2	1	2	3	0	2	5	M. SATAN	2	3	0	3	2	0	6
B. LEETCH	4	1	2	3	4	0	10	G. GALLEY	4	0	3	3	1	14	7
L. ROBITAILLE	2	1	1	2	1	0	11	R. BURRIDGE	3	1	1	2	2	0	10
A. KARPOVITSEV	3	0	2	2	1	4	1	A. ZHITNIK	4	1	1	2	0	2	9
B. NOONAN	1	1	0	1	0	0	2	J. MCKEE	2	0	2	2	2	0	1
E. TIKKANEN	2	1	0	1	0	2	7	M. BARNABY	3	0	2	2	1	6	1
M. MESSIER	3	1	0	1	2	0	7	M. GROSEK	4	1	0	1	2	5	9
U. SAMUELSSON	3	1	0	1	0	8	2	D. PLANTE	4	1	0	1	1	0	5
P. FLATLEY	4	1	0	1	1	0	10	P. LAFONTAINE	1	0	1	1	0	0	5
D. GONEAU	2	0	1	1	0	0	1	J. DAWE	4	0	1	1	2	2	7
S. NEMCHINOV	2	0	1	1	1	2	4	D. WARD	4	0	1	1	0	2	7
B. DRIVER	4	0	1	1	1	6	11	C. BROWN	1	0	0	0	0	0	0
A. GRAVES	4	0	1	1	2	4	12	B. MOORE	1	0	0	0	0	0	2
C. DUBE	1	0	0	0	0	0	0	E. RONAN	1	0	0	0	0	0	0
C. FERRARO	1	0	0	0	0	0	1	A. SEMENOV	1	0	0	0	0	0	1
J. MORE	1	0	0	0	0	0	2	D. AUDETTE	2	0	0	0	0	0	2
S. CHURLA	2	0	0	0	1	16	1	W. PRIMEAU	2	0	0	0	5	0	1
R. COURTNALL	2	0	0	0	2	0	5	R. SMEHLIK	2	0	0	0	1	2	8
M. EASTWOOD	2	0	0	0	0	10	1	B. MAY	3	0	0	0	1	2	7
D. LIDSTER	2	0	0	0	1	10	2	B. BOUGHNER	4	0	0	0	0	9	3
B. BERG	3	0	0	0	1	2	2	M. PECA	4	0	0	0	0	18	9
E. CAIRNS	3	0	0	0	1	29	1	R. RAY	4	0	0	0	0	27	2
R. VANDENBUSSCHE	3	0	0	0	1	4	1	M. WILSON	4	0	0	0	2	4	3
J. BEUKEBOOM	4	0	0	0	4	14	3								
D. LANGDON	4	0	0	0	0	13	1								

GWG: FLATLEY, SAMUELSSON  
 PPG: GRETZKY, SUNDSTROM, LEETCH  
 NOONAN, MESSIER, SAMUELSSON  
 SHG: TIKKANEN

GWG: SATAN  
 PPG: SHANNON, SATAN  
 SHG: NONE

## GOALTENDING

NY RANGERS	GP	MIN	GA	EN	SO	AVG.	W	L	T	BUFFALO	GP	MIN	GA	EN	SO	AVG.	W	L	T
G. HEALY	2	120	9	0	0	4.50	1	1	0	A. TREFILOV	1	59	6	0	0	6.10	0	1	0
M. RICHTER	2	125	1	0	1	.48	1	0	1	D. HASEK	2	120	8	0	0	4.00	1	1	0

## GOALS BY PERIOD

	1	2	3	OT	TOT	SHOTS ON GOAL	1	2	3	OT	TOT
Buffalo	3	5	2	0	10	Buffalo	41	38	43	4	126
NY Rangers	3	7	1	0	11	NY Rangers	32	54	37	2	125



Last Sabres' win in Buffalo: April 4, 1997 (5-1)  
 Last Rangers' win in Buffalo: December 13, 1997 (3-0)  
 Last Sabres' win in New York: January 20, 1995 (2-1)  
 Last Rangers' win in New York: October 27, 1996 (6-4)

# BUFFALO VS. OTTAWA

1996-97 SUMMARY:	GP	W	L	T	GF	GA	PTS	PIM	PPG	PPA
Buffalo	6	4	2	0	11	7	8	66	1	12
Ottawa	6	2	4	0	7	11	4	32	2	24

## AT BUFFALO

November 29, 1996 Buffalo 3 Ottawa 0  
 February 9, 1997 Buffalo 2 Ottawa 1  
 April 2, 1997 Ottawa 2 Buffalo 0

## AT OTTAWA

December 21, 1996 Buffalo 3 Ottawa 2  
 March 1, 1997 Buffalo 3 Ottawa 1  
 April 12, 1997 Ottawa 1 Buffalo 0

## INDIVIDUAL STATISTICS

SENATORS	GP	G	A	PTS	+/-	PM	SH	SABRES	GP	G	A	PTS	+/-	PM	SH
B. GARDINER	4	1	1	2	0	0	9	D. AUDETTE	6	3	1	4	4	2	9
S. ZHOLTOK	5	1	1	2	2	2	6	B. HOLZINGER	6	1	3	4	6	2	4
D. LAMBERT	6	1	1	2	2	8	5	D. PLANTE	6	3	0	3	1	0	15
R. CUNNEYWORTH	5	0	2	2	1	6	2	J. DAWE	6	1	2	3	1	2	11
S. DUCHESNE	6	1	0	1	4	0	23	M. GROSEK	6	0	3	3	1	0	4
J. LAUKKANEN	6	1	0	1	1	2	11	M. PECA	5	2	0	2	1	6	11
W. REDDEN	6	1	0	1	0	0	4	M. BARNABY	4	0	2	2	0	12	5
S. VAN ALLEN	6	1	0	1	1	2	8	D. WARD	6	0	2	2	0	0	7
D. ALFREDSSON	5	0	1	1	1	0	24	M. WILSON	6	1	0	1	1	2	3
S. MCEACHERN	5	0	1	1	3	0	15	R. SMEHLIK	3	0	1	1	5	4	2
A. DACKELL	6	0	1	1	0	0	10	R. BURRIDGE	4	0	1	1	3	0	0
A. DAIGLE	6	0	1	1	5	2	17	G. GALLEY	5	0	1	1	0	2	7
A. ASHIN	6	0	1	1	4	2	24	A. ZHITNIK	6	0	1	1	3	2	6
J. YORK	6	0	1	1	2	4	7	C. BROWN	1	0	0	0	0	0	0
D. CHASSE	1	0	0	0	0	0	0	B. MOORE	2	0	0	0	0	0	2
D. VIAL	1	0	0	0	0	2	0	E. RONAN	2	0	0	0	1	2	0
R. BICANEK	2	0	0	0	0	0	3	M. SATAN	2	0	0	0	0	2	4
D. HANNAN	2	0	0	0	1	0	1	A. SEMENOV	2	0	0	0	0	0	2
C. OLSSON	2	0	0	0	1	0	1	B. MAY	4	0	0	0	0	4	7
J. ZENT	2	0	0	0	0	0	0	J. MCKEE	4	0	0	0	0	4	6
P. CROWE	3	0	0	0	0	0	0	W. PRIMEAU	4	0	0	0	0	0	2
F. MUSIL	3	0	0	0	1	2	2	B. BOUGHNER	6	0	0	0	1	4	3
R. BONK	4	0	0	0	0	0	9	D. HASEK	6	0	0	0	0	2	0
T. CHORSKE	5	0	0	0	1	0	8	R. RAY	6	0	0	0	0	4	6
L. PITLICK	5	0	0	0	1	0	4	D. SHANNON	6	0	0	0	2	8	4

GWG: DUCHESNE, VAN ALLEN  
 PPG: ZHOLTOK, LAUKKANEN  
 SHG: NONE

GWG: PECA, AUDETTE, WILSON, PLANTE  
 PPG: PLANTE  
 SHG: NONE

## GOALTENDING

OTTAWA	GP	MIN	GA	EN	SO	AVG.	W	L	T
D. RHODES	3	177	7	1	0	2.37	0	3	0
R. TUGNUTT	3	178	3	0	2	1.01	2	1	0

BUFFALO	GP	MIN	GA	EN	SO	AVG.	W	L	T
D. HASEK	6	359	7	0	1	1.17	4	2	0

## GOALS BY PERIOD

	1	2	3	OT	TOT	SHOTS ON GOAL	1	2	3	OT	TOT
Buffalo	5	3	3	0	11	Buffalo	42	48	28	0	118
Ottawa	2	2	3	0	7	Ottawa	72	53	68	0	193

Last Sabres' win in Buffalo: February 9, 1997 (2-1)  
 Last Senators' win in Buffalo: April 2, 1997 (2-0)  
 Last Sabres' win in Ottawa: March 1, 1997 (3-1)  
 Last Senators' win in Ottawa: April 12, 1997 (1-0)





# BUFFALO VS. PHILADELPHIA

1996-97 SUMMARY:	GP	W	L	T	GF	GA	PTS	PIM	PPG	PPA
Buffalo	4	2	1	1	13	13	5	124	4	19
Philadelphia	4	1	2	1	13	13	3	160	4	22

## AT BUFFALO

November 7, 1996 Philadelphia 5 Buffalo 2  
 March 11, 1997 Buffalo 3 Philadelphia 2

## AT PHILADELPHIA

February 4, 1997 Buffalo 1 Philadelphia 1  
 March 15, 1997 Buffalo 7 Philadelphia 5

## INDIVIDUAL STATISTICS

FLYERS	GP	G	A	PTS	+/-	PM	SH	SABRES	GP	G	A	PTS	+/-	PM	SH
J. LECLAIR	4	3	4	7	5	8	19	D. PLANTE	4	3	1	4	1	4	8
M. RENBERG	4	2	3	5	3	4	16	M. PECA	4	2	2	4	0	2	9
E. DESJARDINS	4	2	1	3	0	2	13	D. AUDETTE	4	2	1	3	1-	2	8
J. NIINIMAA	4	0	3	3	1-	0	4	B. BOUGHNER	4	0	3	3	4	10	0
P. COFFEY	3	1	1	2	0	0	8	J. DAWE	4	0	3	3	1-	2	5
R. BRIND'AMOUR	4	1	1	2	2-	2	15	M. GROSEK	4	0	3	3	3	2	3
D. HAWERCHUK	2	0	2	2	3	0	3	B. HOLZINGER	4	2	0	2	0	2	5
E. LINDROS	3	0	2	2	1	21	13	M. BARNABY	3	1	1	2	2	8	9
J. DRUCE	1	1	0	1	0	0	5	G. GALLEY	4	1	1	2	2	19	4
P. SVOBODA	3	1	0	1	1	0	4	A. SEMENOV	1	0	2	2	0	0	0
D. LACROIX	4	1	0	1	1-	10	9	A. ZHITNIK	4	0	2	2	3-	2	8
J. OTTO	4	1	0	1	0	16	4	W. PRIMEAU	3	1	0	1	0	10	4
M. PETIT	2	0	1	1	1	12	1	E. RONAN	3	1	0	1	1	0	3
V. PROSPAL	2	0	1	1	2-	0	2	D. HASEK	3	0	1	1	0	14	0
K. DYKHUIS	3	0	1	1	1	2	3	D. WARD	3	0	1	1	1-	0	1
T. KLATT	3	0	1	1	3-	0	3	D. SHANNON	4	0	1	1	1-	6	2
S. PODEIN	4	0	1	1	1	2	8	R. SMEHLIK	4	0	1	1	2-	2	4
P. FALLOON	1	0	0	0	1-	0	3	C. BROWN	1	0	0	0	0	0	1
C. FORBES	1	0	0	0	1-	0	2	R. BURRIDGE	1	0	0	0	1-	2	0
K. SAMUELSSON	1	0	0	0	0	0	0	P. LAFONTAINE	1	0	0	0	2-	2	2
G. SNOW	2	0	0	0	0	16	0	J. MCKEE	1	0	0	0	1	0	1
S. DANIELS	3	0	0	0	2-	19	1	B. MAY	2	0	0	0	1-	17	2
R. HEXTALL	3	0	0	0	0	2	0	B. MOORE	2	0	0	0	0	0	1
D. KORDIC	4	0	0	0	1-	27	1	M. WILSON	3	0	0	0	1-	2	1
C. HERIEN	4	0	0	0	2-	17	0	R. RAY	4	0	0	0	1-	16	1
D. ZUBRUS	4	0	0	0	0	0	5								

GWG: RENBERG  
 PPG: LECLAIR, DESJARDINS, BRIND'AMOUR, SVOBODA  
 SHG: NONE

GWG: HOLZINGER, PECA  
 PPG: PECA, AUDETTE, HOLZINGER, BANRABY  
 SHG: NONE

## GOALTENDING

PHILADELPHIA	GP	MIN	GA	EN	SO	AVG.	W	L	T	BUFFALO	GP	MIN	GA	EN	SO	AVG.	W	L	T
R. HEXTALL	3	132	9	0	0	4.09	1	1	0	D. HASEK	3	185	7	1	0	2.27	1	1	1
G. SNOW	2	113	4	0	0	2.12	0	1	1	S. SHIELDS	1	60	5	0	0	5.00	1	0	0

## GOALS BY PERIOD

	1	2	3	OT	TOT	SHOTS ON GOAL	1	2	3	OT	TOT
Buffalo	8	3	1	1	13	Buffalo	30	19	30	3	82
Philadelphia	4	2	7	0	13	Philadelphia	36	53	52	1	142



Last Sabres' win in Buffalo: March 11, 1997 (3-2)  
 Last Flyers' win in Buffalo: November 7, 1996 (5-2)  
 Last Sabres' win in Philadelphia: March 15, 1997 (7-5)  
 Last Flyers' win in Philadelphia: December 7, 1995 (7-3)



# BUFFALO VS. PHOENIX

1996-97 SUMMARY:	GP	W	L	T	GF	GA	PTS	PIM	PPG	PPA
Buffalo	2	2	0	0	8	3	4	41	1	10
Phoenix	5	0	2	0	3	8	0	78	3	10

## AT BUFFALO

January 5, 1997 Buffalo 3 Phoenix 2

## AT PHOENIX

January 12, 1997 Buffalo 5 Phoenix 1

## INDIVIDUAL STATISTICS

COYOTES	GP	G	A	PTS	+/-	PM	SH	SABRES	GP	G	A	PTS	+/-	PM	SH
K. TKACHUK	2	1	1	2	1-	28	8	D. PLANTE	2	2	1	3	2	0	8
D. MANSON	2	0	2	2	2-	17	8	J. DAWE	2	2	0	2	3	0	5
J. ROENICK	2	0	2	2	5-	0	5	M. BARNABY	2	0	2	2	2	7	4
I. KOROLEV	2	1	0	1	3-	2	3	G. GALLEY	2	0	2	2	3	4	4
C. RONNING	2	1	0	1	1-	0	6	D. WARD	2	0	2	2	1	0	3
M. GARTNER	2	0	1	1	2-	0	6	M. GROSEK	2	1	0	1	2	4	1
M. EASTWOOD	1	0	0	0	0	0	0	B. HOLZINGER	2	1	0	1	1	4	6
C. JANNEY	1	0	0	0	1-	0	3	M. PECA	2	1	0	1	3	0	4
J. JOHNSON	1	0	0	0	2-	0	1	R. SMEHLIK	2	1	0	1	2	2	5
B. MCCRIMMON	1	0	0	0	1-	0	0	B. MAY	1	0	1	1	1	2	1
D. QUINT	1	0	0	0	1-	2	5	B. MOORE	1	0	1	1	1	0	2
B. THOMPSON	1	0	0	0	1-	7	0	D. AUDETTE	2	0	1	1	1	2	3
B. CORKUM	2	0	0	0	1-	0	3	R. BURRIDGE	2	0	1	1	3	0	4
S. DOAN	2	0	0	0	2-	0	4	A. ZHITNIK	2	0	1	1	2	4	6
D. DRAKE	2	0	0	0	3-	2	4	B. BOUGHNER	2	0	0	0	3	2	2
F. FINLEY	2	0	0	0	3-	2	2	W. PRIMEAU	2	0	0	0	0	0	1
K. KING	2	0	0	0	0	12	1	R. RAY	2	0	0	0	0	12	2
J. MCKENZIE	2	0	0	0	0	2	2	D. SHANNON	2	0	0	0	2	0	0
T. NUMMINEN	2	0	0	0	1-	0	2	M. WILSON	2	0	0	0	2	2	2
D. SHANNON	2	0	0	0	2-	0	0								
O. TVERDOVSKY	2	0	0	0	3-	4	2								

GWG: NONE  
 PPG: TKACHUK, KOROLEV, RONNING  
 SHG: NONE

GWG: DAWE, PLANTE  
 PPG: PLANTE  
 SHG: PECA

## GOALTENDING

PHOENIX	GP	MIN	GA	EN	SO	AVG.	W	L	T	BUFFALO	GP	MIN	GA	EN	SO	AVG.	W	L	T
N. KHABIBULIN	2	120	8	0	0	4.00	0	2	0	D. HASEK	2	120	3	0	0	1.50	2	0	0

## GOALS BY PERIOD

	1	2	3	OT	TOT	SHOTS ON GOAL	1	2	3	OT	TOT
Buffalo	2	2	3	1	8	Buffalo	20	27	15	1	63
Phoenix	0	2	1	0	3	Phoenix	18	23	24	0	65

Last Sabres' win in Buffalo: January 5, 1997 (5-1)  
 Last Coyotes' win in Buffalo: Haven't won there yet  
 Last Sabres' win in Phoenix: January 12, 1997 (3-2)  
 Last Coyotes' win in Phoenix: Haven't won there yet





# BUFFALO VS. PITTSBURGH

1996-97 SUMMARY:	GP	W	L	T	GF	GA	PTS	PIM	PPG	PPA
Buffalo	3	3	3	0	14	14	6	96	4	27
Pittsburgh	3	3	3	0	14	14	6	111	4	30

## AT BUFFALO

October 17, 1996	Buffalo 4	Pittsburgh 1
January 29, 1997	Buffalo 3	Pittsburgh 1
March 5, 1997	Buffalo 4	Pittsburgh 2

## AT PITTSBURGH

November 12, 1996	Pittsburgh 3	Buffalo 0
December 28, 1996	Pittsburgh 2	Buffalo 0
March 18, 1997	Pittsburgh 5	Buffalo 3

## INDIVIDUAL STATISTICS

PENGUINS	GP	G	A	PTS	+/-	PM	SH	SABRES	GP	G	A	PTS	+/-	PM	SH
J. JAGR	4	4	1	5	1	0	15	D. PLANTE	6	2	4	6	1	0	13
R. FRANCIS	6	0	5	5	2	0	11	G. GALLEY	5	1	4	5	0	6	3
K. HATCHER	6	1	3	4	1	18	7	R. SMEHLIK	6	1	3	4	1	2	7
M. LEMIEUX	4	1	2	3	0	4	25	M. PECA	5	3	0	3	1	2	12
J. MULLEN	4	0	3	3	1	0	10	D. WARD	6	1	2	3	1	2	2
P. NEDVED	6	0	3	3	3	10	17	M. BARNABY	5	1	1	2	1	6	10
G. JOHNSON	3	2	0	2	0	0	8	D. AUDETTE	6	1	1	2	4	2	20
J. DZIEDZIC	4	2	0	2	1	2	9	A. ZHITNIK	6	1	1	2	1	6	23
I. MORAN	3	1	1	2	1	0	5	J. DAWE	6	0	2	2	2	0	7
G. MURRAY	5	1	1	2	2	0	14	M. GROSEK	6	1	0	1	1	4	12
D. MIRONOV	2	1	0	1	1	2	4	B. HOLZINGER	6	1	0	1	2	8	15
F. OLAUSSON	2	1	0	1	3	2	3	R. RAY	6	1	0	1	1	21	5
J. CHRISTIAN	2	0	1	1	0	2	1	B. MAY	2	0	1	1	1	6	4
A. HICKS	4	0	1	1	1	0	5	R. BURRIDGE	3	0	1	1	2	2	5
C. MUNI	6	0	1	1	1	4	2	D. HASEK	4	0	1	1	0	0	0
S. BERGKVIST	1	0	0	0	0	0	0	B. BOUGHNER	5	0	1	1	0	13	3
P. KLIMA	1	0	0	0	0	0	5	P. LAFONTAINE	1	0	0	0	0	0	0
E. PATTERSON	1	0	0	0	0	4	0	A. SEMENOV	1	0	0	0	0	0	0
G. VALK	1	0	0	0	0	2	3	C. BROWN	2	0	0	0	1	4	5
S. ANTOSKI	2	0	0	0	0	2	0	B. MOORE	2	0	0	0	0	2	1
A. JOHANSSON	2	0	0	0	0	0	0	E. RONAN	2	0	0	0	1	2	4
D. QUINN	2	0	0	0	1	2	1	V. VARADA	2	0	0	0	0	0	2
T. SANDSTROM	2	0	0	0	0	15	5	J. MCKEE	3	0	0	0	1	2	2
A. STOJANOV	2	0	0	0	0	2	0	W. PRIMEAU	5	0	0	0	1	0	2
N. WILKINSON	2	0	0	0	1	0	1	M. WILSON	5	0	0	0	0	2	4
D. KASPARAITIS	3	0	0	0	0	0	1	D. SHANNON	6	0	0	0	2	4	7
C. TAMER	3	0	0	0	0	22	5								
J. WOOLLEY	3	0	0	0	2	2	1								
S. BARNES	4	0	0	0	0	0	10								
J. DAIGNEAULT	4	0	0	0	0	2	4								
D. ROCHE	4	0	0	0	1	5	4								
T. WRIGHT	4	0	0	0	1	0	1								
F. LEROUX	6	0	0	0	0	7	0								

GWG: MIRONOV, OLAUSSON, DZIEDZIC  
PPG: JAGR, HATCHER, LEMIEUX, MURRAY  
SHG: NONE

GWG: GALLEY, PECA, PLANTE  
PPG: PLANTE, PECA (2), AUDETTE  
SHG: PECA, WARD

## GOALTENDING

PITTSBURGH	GP	MIN	GA	EN	SO	AVG.	W	L	T	BUFFALO	GP	MIN	GA	EN	SO	AVG.	W	L	T
K. WREGGET	4	218	8	2	0	2.20	1	2	0	D. HASEK	4	237	6	0	0	1.52	3	1	0
P. LALIME	2	80	1	0	1	.75	2	0	0	A. TREFILOV	1	59	4	1	0	2.03	0	1	0
P. DEROUVILLE	1	59	2	1	0	2.03	0	1	0	S. SHIELDS	1	59	4	1	0	4.07	0	1	0

## GOALS BY PERIOD

Buffalo	1	2	3	OT	TOT	PITTSBURGH	1	2	3	OT	TOT
Buffalo	5	4	5	0	14	Buffalo	68	49	51	0	168
Pittsburgh	2	3	9	0	14	Pittsburgh	41	63	73	0	177

Last Sabres' win in Buffalo: March 5, 1997 (4-2)  
Last Penguins' win in Buffalo: January 17, 1997 (1-0)  
Last Sabres' win in Pittsburgh: March 23, 1996 (7-5)  
Last Penguins' win in Pittsburgh: March 18, 1997 (5-3)



# BUFFALO VS. ST. LOUIS

1996-97 SUMMARY:	GP	W	L	T	GF	GA	PTS	PIM	PPG	PPA
Buffalo	2	1	0	1	6	4	3	23	2	10
St. Louis	2	0	1	1	4	6	1	27	1	7

## AT BUFFALO

January 3, 1997	Buffalo 2	St. Louis 2
-----------------	-----------	-------------

## AT ST. LOUIS

November 1, 1996	Buffalo 4	St. Louis 2
------------------	-----------	-------------

## INDIVIDUAL STATISTICS

BLUES	GP	G	A	PTS	+/-	PM	SH	SABRES	GP	G	A	PTS	+/-	PM	SH
J. CAMPBELL	2	1	1	2	0	1	5	C. BROWN	1	1	1	2	2	2	3
R. PETROVICKY	1	0	2	2	0	0	1	J. DAWE	2	1	1	2	0	0	4
S. MATTEAU	2	0	2	2	0	2	2	B. HOLZINGER	2	1	1	2	2	0	6
B. NOONAN	1	1	0	1	1	0	1	D. AUDETTE	1	1	0	1	1	0	6
G. COURTNALL	2	1	0	1	1	2	7	A. ZHITNIK	1	1	0	1	1	0	5
H. YORK	2	1	0	1	1	0	8	B. MOORE	2	1	0	1	1	4	5
J. MURPHY	1	0	1	1	0	0	1	P. LAFONTAINE	1	0	1	1	1	0	3
B. HULL	2	0	1	1	0	0	10	G. GALLEY	2	0	1	1	1	2	2
I. KRAVCHUK	2	0	1	1	1	0	2	M. GROSEK	2	0	1	1	0	2	3
G. FUHR	1	0	0	0	0	2	0	D. SHANNON	2	0	1	1	1	0	2
S. LEACH	1	0	0	0	0	5	3	R. SMEHLIK	2	0	1	1	1	0	3
G. LEEMAN	1	0	0	0	0	0	0	D. WARD	2	0	1	1	1	0	1
C. MACTAVISH	1	0	0	0	1	2	3	J. MCKEE	1	0	0	0	1	0	0
S. MOMESSO	1	0	0	0	0	0	1	W. PRIMEAU	1	0	0	0	0	0	1
S. PELLERIN	1	0	0	0	0	0	0	M. BARNABY	2	0	0	0	0	0	0
R. PERSSON	1	0	0	0	1	0	3	B. BOUGHNER	2	0	0	0	1	5	0
T. TWIST	1	0	0	0	0	0	1	R. BURRIDGE	2	0	0	0	1	0	3
T. YAWNEY	1	0	0	0	0	0	0	M. PECA	2	0	0	0	0	2	6
P. ZEDEL	1	0	0	0	0	0	2	D. PLANTE	2	0	0	0	0	2	5
M. BERGEVIN	2	0	0	0	1	4	0	R. RAY	2	0	0	0	2	2	1
C. CONROY	2	0	0	0	0	0	2	M. WILSON	2	0	0	0	2	2	2
A. MACINNIS	2	0	0	0	0	0	8								
C. PRONGER	2	0	0	0	0	4	5								
P. TURGEON	2	0	0	0	1	2	4								
L. ZABRANSKY	2	0	0	0	1	4	2								

GWG: NONE  
PPG: CAMPBELL  
SHG: NONE

GWG: BROWN  
PPG: AUDETTE, MOORE  
SHG: NONE

## GOALTENDING

ST. LOUIS	GP	MIN	GA	EN	SO	AVG.	W	L	T	BUFFALO	GP	MIN	GA	EN	SO	AVG.	W	L	T
J. CASEY	1	60	4	0	0	4.00	0	1	0	D. HASEK	2	125	4	0	0	1.92	1	0	1
G. FUHR	1	65	2	0	0	1.85	0	0	1										

## GOALS BY PERIOD

Buffalo	1	2	3	OT	TOT	ST. LOUIS	1	2	3	OT	TOT
Buffalo	1	1	4	0	6	Buffalo	18	16	26	1	61
St. Louis	2	2	0	0	4	St. Louis	27	23	20	1	71

Last Sabres' win in Buffalo: October 22, 1995 (5-2)  
Last Blues' win in Buffalo: March 23, 1994 (3-2)  
Last Sabres' win in St. Louis: November 1, 1996 (4-2)  
Last Blues' win in St. Louis: January 15, 1994 (2-1)





# BUFFALO VS. SAN JOSE

1996-97 SUMMARY:	GP	W	L	T	GF	GA	PTS	PIM	PPG	PPA
Buffalo	2	1	0	1	7	3	3	54	2	8
San Jose	2	0	1	1	3	7	1	64	0	8

## AT BUFFALO

February 16, 1997 Buffalo 6 San Jose 2

## AT SAN JOSE

January 7, 1997 Buffalo 1 San Jose 1

### INDIVIDUAL STATISTICS

SHARKS	GP	G	A	PTS	+/-	PM	SH	SABRES	GP	G	A	PTS	+/-	PM	SH
J. FRIESEN	2	2	0	2	2	0	1	J. DAWE	2	2	1	3	2	0	5
O. NOLAN	2	1	1	2	0	7	11	D. AUDETTE	2	2	0	2	0	6	9
B. ERREY	1	0	1	1	2	2	2	D. WARD	2	1	1	2	2	0	1
A. IAFRATE	1	0	1	1	0	0	4	M. PECA	2	0	2	2	1	0	3
V. KROUPA	1	0	1	1	2	0	2	D. PLANTE	2	0	2	2	1	0	4
U. DAHLEN	1	0	0	0	0	0	2	A. ZHITNIK	2	0	2	2	4	2	6
S. DONOVAN	1	0	0	0	0	0	2	M. GROSEK	2	1	0	1	0	2	4
M. MCSORLEY	1	0	0	0	2	7	2	R. SMEHLIK	2	1	0	1	1	7	3
A. NAZAROV	1	0	0	0	0	0	3	R. BURRIDGE	1	0	1	1	1	0	2
M. SYKORA	1	0	0	0	0	0	3	E. RONAN	1	0	1	1	1	0	0
C. TANCILL	1	0	0	0	2	0	0	M. BARNABY	2	0	1	1	0	2	2
D. TURCOTTE	1	0	0	0	0	0	5	G. GALLEY	2	0	1	1	2	0	2
D. BODGER	2	0	0	0	1	0	3	M. WILSON	2	0	1	1	1	0	1
T. EWEN	2	0	0	0	1	2	3	B. MAY	1	0	0	0	2	6	3
T. GILL	2	0	0	0	2	1	1	B. MOORE	1	0	0	0	0	0	2
T. GRANATO	2	0	0	0	1	4	6	B. BOUGHNER	2	0	0	0	1	17	1
S. GUOLLA	2	0	0	0	3	0	5	B. HOLZINGER	2	0	0	0	0	0	4
G. HAWGOOD	2	0	0	0	2	0	1	W. PRIMEAU	2	0	0	0	1	0	3
V. KOZLOV	2	0	0	0	3	2	7	R. RAY	2	0	0	0	1	7	2
B. NICHOLLS	2	0	0	0	2	0	3	D. SHANNON	2	0	0	0	2	5	1
M. RAGNARSSON	2	0	0	0	1	2	0								
R. SUTTER	2	0	0	0	0	0	0								
D. WOOD	2	0	0	0	0	36	1								

GWG: NONE  
PPG: NONE  
SHG: NONE

GWG: DAWE  
PPG: DAWE, AUDETTE  
SHG: WARD

### GOALTENDING

SAN JOSE	GP	MIN	GA	EN	SO	AVG.	W	L	T	BUFFALO	GP	MIN	GA	EN	SO	AVG.	W	L	T
C. TERRERI	1	65	1	0	0	.92	0	0	1	S. SHIELDS	1	65	1	0	0	.92	0	0	1
W. FLAHERTY	1	60	6	0	0	6.00	0	1	0	D. HASEK	1	60	2	0	0	2.00	1	0	0

### GOALS BY PERIOD

	1	2	3	OT	TOT	SHOTS ON GOAL	1	2	3	OT	TOT
Buffalo	4	2	1	0	7	Buffalo	15	28	12	3	58
San Jose	0	0	3	0	3	San Jose	22	29	24	1	76



Last Sabres' win in Buffalo: February 16, 1997 (6-2)  
Last Sharks' win in Buffalo: Haven't won there yet  
Last Sabres' win in San Jose: November 12, 1991 (7-1)  
Last Sharks' win in San Jose: March 10, 1996 (6-4)

# BUFFALO VS. TAMPA BAY

1996-97 SUMMARY:	GP	W	L	T	GF	GA	PTS	PIM	PPG	PPA
Buffalo	4	3	1	0	11	8	6	101	1	15
Tampa Bay	4	1	3	0	8	11	2	120	2	18

## AT BUFFALO

October 15, 1996 Tampa Bay 4 Buffalo 0  
December 18, 1996 Buffalo 5 Tampa Bay 3

## AT TAMPA BAY

November 27, 1996 Buffalo 3 Tampa Bay 0  
February 8, 1997 Buffalo 3 Tampa Bay 1

### INDIVIDUAL STATISTICS

LIGHTNING	GP	G	A	PTS	+/-	PM	SH	SABRES	GP	G	A	PTS	+/-	PM	SH	
D. CICCARELLI	4	3	0	3	0	4	1	M. BARNABY	3	3	1	4	4	2	7	
R. HAMRLIK	4	2	1	3	2	2	10	D. PLANTE	4	2	1	3	3	0	13	
C. GRATTON	4	0	3	3	0	16	8	M. WILSON	4	0	3	3	1	7	2	
D. BANNISTER	3	2	0	2	0	0	4	R. BURRIDGE	3	1	1	2	1	2	4	
J. CULLEN	4	0	2	2	1	2	5	M. PECA	4	1	1	2	1	19	4	
B. HOULDER	4	0	2	2	3	0	4	G. GALLEY	4	0	2	2	4	6	3	
J. WIEMER	3	1	0	1	0	19	3	M. GROSEK	4	0	2	2	3	0	4	
B. BRADLEY	2	0	1	1	2	0	3	C. BROWN	2	1	0	1	1	2	3	
M. ANDERSSON	3	0	1	1	0	0	6	J. DAWE	4	1	0	1	1	2	6	
B. MYHRES	3	0	1	1	0	4	0	B. HOLZINGER	4	1	0	1	0	14	6	
S. BURR	4	0	1	1	1	14	4	D. WARD	4	1	0	1	0	10	4	
D. LANGKOW	4	0	1	1	2	2	12	A. SEMENOV	2	0	1	1	1	1	0	2
B. BELLOWS	1	0	0	0	0	0	3	D. AUDETTE	3	0	1	1	0	0	4	3
P. BROUSSEAU	1	0	0	0	2	0	1	B. BOUGHNER	4	0	1	1	0	6	0	
A. GAVEY	1	0	0	0	0	2	1	D. HASEK	4	0	1	1	0	0	0	
B. PETERSON	1	0	0	0	0	0	1	R. RAY	4	0	1	1	1	1	5	
C. SCHWAB	1	0	0	0	0	2	0	A. ZHITNIK	4	0	1	1	0	2	7	
C. WOLANIN	1	0	0	0	0	0	2	P. LAFONTAINE	1	0	0	0	1	0	3	
P. YSEBAERT	1	0	0	0	0	0	3	W. PRIMEAU	1	0	0	0	0	0	1	
D. SHAW	2	0	0	0	0	15	1	B. MAY	2	0	0	0	1	0	4	
P. POULIN	3	0	0	0	6	0	9	J. MCKEE	2	0	0	0	1	0	2	
A. SELIVANOV	3	0	0	0	1	2	8	B. MOORE	2	0	0	0	1	2	3	
C. CROSS	4	0	0	0	0	8	7	R. SMEHLIK	3	0	0	0	0	2	6	
R. POESCHKEK	4	0	0	0	1	9	5	D. SHANNON	4	0	0	0	2	16	5	
I. ULANOV	4	0	0	0	2	7	2									
R. ZAMUNER	4	0	0	0	4	2	9									

GWG: CICCARELLI  
PPG: CICCARELLI, HAMRLIK  
SHG: NONE

GWG: HOLZINGER, PECA, PLANTE  
PPG: PECA  
SHG: NONE

### GOALTENDING

TAMPA BAY	GP	MIN	GA	EN	SO	AVG.	W	L	T	BUFFALO	GP	MIN	GA	EN	SO	AVG.	W	L	T
C. SCHWAB	1	60	0	0	1	.00	1	0	0	D. HASEK	4	240	8	0	1	2.00	3	1	0
R. TABARACCI	3	178	9	2	0	3.03	0	3	0										

### GOALS BY PERIOD

	1	2	3	OT	TOT	SHOTS ON GOAL	1	2	3	OT	TOT
Buffalo	2	3	6	0	11	Buffalo	32	29	31	0	92
Tampa Bay	1	4	3	0	8	Tampa Bay	37	50	39	0	126

Last Sabres' win in Buffalo: December 18, 1996 (5-3)  
Last Lightning win in Buffalo: October 15, 1996 (4-0)  
Last Sabres' win in Tampa Bay: February 8, 1997 (3-1)  
Last Lightning win in Tampa Bay: January 24, 1994 (4-0)





# BUFFALO VS. TORONTO

1996-97 SUMMARY:	GP	W	L	T	GF	GA	PTS	PIM	PPG	PPA
Buffalo	2	1	1	0	9	7	2	61	1	4
Toronto	2	1	1	0	7	9	2	67	0	7

**AT BUFFALO**  
November 21, 1996 Buffalo 6 Toronto 3

**AT TORONTO**  
November 19, 1996 Toronto 4 Buffalo 3

## INDIVIDUAL STATISTICS

MAPLE LEAFS	GP	G	A	PTS	+/-	PM	SH	SABRES	GP	G	A	PTS	+/-	PM	SH
W. CLARK	2	3	1	4	1	0	9	M. BARNABY	2	2	2	4	2	22	3
M. SUNDIN	2	1	3	4	4	0	10	G. GALLEY	2	0	4	4	0	0	3
K. MULLER	2	1	2	3	1-	0	6	D. AUDETTE	2	2	0	2	2-	2	5
L. MURPHY	2	1	1	2	1-	0	4	D. PLANTE	2	2	0	2	1	0	7
D. GILMOUR	2	0	2	2	0	0	2	J. DAWE	2	1	1	2	1-	0	6
D. HENDRICKSON	2	1	0	1	1-	5	9	M. GROSEK	2	1	1	2	5	0	5
S. BEREZIN	1	0	1	1	1	0	5	D. WARD	2	0	2	2	2-	0	3
M. CRAIG	2	0	1	1	3-	4	6	A. ZHITNIK	2	0	2	2	0	0	3
D. ELLETT	2	0	1	1	1-	0	1	R. RAY	2	1	0	1	1	5	3
F. MODIN	2	0	1	1	1-	0	5	R. SMEHLIK	1	0	1	1	1-	0	2
J. CRAIGHEAD	1	0	0	0	0	5	0	C. BROWN	2	0	1	1	1-	2	3
K. FAIRCHILD	1	0	0	0	0	0	1	B. HOLZINGER	2	0	1	1	0	4	2
N. KYPREOS	1	0	0	0	0	15	0	J. MCKEE	2	0	1	1	4	0	1
M. SCHNEIDER	1	0	0	0	1-	0	1	A. SEMENOV	1	0	0	0	0	0	0
T. WARRINER	1	0	0	0	1	0	0	B. BOUGHNER	2	0	0	0	0	19	2
J. BAKER	2	0	0	0	2-	0	4	R. BURRIDGE	2	0	0	0	1-	0	5
T. DOMI	2	0	0	0	2-	12	2	M. PECA	2	0	0	0	1	5	2
J. HEWARD	2	0	0	0	1-	2	2	D. SHANNON	2	0	0	0	3-	2	0
J. MACOUN	2	0	0	0	1	20	1	M. WILSON	2	0	0	0	2-	0	2
M. MARTIN	2	0	0	0	2-	2	1								
D. YUSHKEVICH	2	0	0	0	2	2	0								

GWG: CLARK  
PPG: NONE  
SHG: NONE

GWG: RAY  
PPG: AUDETTE  
SHG: NONE

### GOALTENDING

TORONTO	GP	MIN	GA	EN	SO	AVG.	W	L	T	BUFFALO	GP	MIN	GA	EN	SO	AVG.	W	L	T
F. POTVIN	2	105	8	0	0	4.57	1	1	0	D. HASEK	2	119	7	0	0	3.53	1	1	0
M. COUSINEAU	1	15	0	1	0	.00	0	0	0										

### GOALS BY PERIOD

	1	2	3	OT	TOT	SHOTS ON GOAL	1	2	3	OT	TOT
Buffalo	2	2	5	0	9	16	21	20	0	0	57
Toronto	3	3	1	0	7	20	30	19	0	0	69



Last Sabres' win in Buffalo: November 21, 1996 (6-3)  
Last Maple Leafs' win in Buffalo: February 17, 1991 (3-0)  
Last Sabres' win in Toronto: November 29, 1993 (3-0)  
Last Maple Leafs' win in Toronto: November 19, 1996 (4-3)

# BUFFALO VS. VANCOUVER

1996-97 SUMMARY:	GP	W	L	T	GF	GA	PTS	PIM	PPG	PPA
Buffalo	2	1	1	0	8	8	2	17	1	7
Vancouver	2	1	1	0	8	8	2	19	2	5

**AT BUFFALO**  
December 4, 1996

Vancouver 7 Buffalo 6

**AT VANCOUVER**  
October 9, 1996

Buffalo 2 Vancouver 1

## INDIVIDUAL STATISTICS

CANUCKS	GP	G	A	PTS	+/-	PM	SH	SABRES	GP	G	A	PTS	+/-	PM	SH
M. GELINAS	2	2	1	3	2	0	5	M. GROSEK	2	3	0	3	0	1	6
M. SILLINGER	2	1	1	2	2-	0	5	B. HOLZINGER	2	1	2	3	2	0	3
E. TIKKANEN	2	1	1	2	3-	0	5	J. DAWE	2	1	1	2	2	2	4
D. ROBERTS	1	0	2	2	1-	0	4	M. PECA	2	1	1	2	0	0	5
M. NASLUND	2	0	2	2	1-	0	1	D. SHANNON	2	0	2	2	3	0	1
D. BRASHEAR	1	1	0	1	1	7	3	D. AUDETTE	2	1	0	1	2-	2	6
P. BURE	2	1	0	1	2	4	11	R. RAY	2	1	0	1	1	9	2
T. CROWDER	2	1	0	1	1	0	1	M. BARNABY	1	0	1	1	0	0	6
J. LUMME	2	1	0	1	1	0	5	R. SMEHLIK	1	0	1	1	1	0	2
T. LINDEN	1	0	1	1	1	0	2	C. BROWN	2	0	1	1	0	2	2
A. AUCOIN	2	0	1	1	1	2	1	R. BURRIDGE	2	0	1	1	1	0	3
L. ROHLIN	2	0	1	1	0	0	1	D. WARD	2	0	1	1	1-	0	1
D. BABYCH	1	0	0	0	0	0	0	M. WILSON	2	0	1	1	0	0	0
R. COURTNALL	1	0	0	0	0	0	5	A. ZHITNIK	2	0	1	1	1-	0	3
J. CULLIMORE	1	0	0	0	0	0	0	B. BOUGHNER	1	0	0	0	1	0	0
B. HEDICAN	1	0	0	0	2-	0	1	P. LAFONTAINE	1	0	0	0	0	0	2
A. MOGILNY	1	0	0	0	2-	0	3	W. PRIMEAU	1	0	0	0	0	0	0
S. WALKER	1	0	0	0	1-	0	0	A. SEMENOV	1	0	0	0	2-	0	2
M. WOTTON	1	0	0	0	1	0	3	G. GALLEY	2	0	0	0	2-	0	0
C. JOSEPH	2	0	0	0	3-	4	5	J. MCKEE	2	0	0	0	0	2	0
G. ODJICK	2	0	0	0	1-	2	8	D. PLANTE	2	0	0	0	2	0	4
M. RIDLEY	2	0	0	0	1	0	3								
A. SEMAK	2	0	0	0	0	0	1								

GWG: SILLINGER  
PPG: TIKKANEN, LUMME  
SHG: NONE

GWG: HOLZINGER  
PPG: GROSEK  
SHG: NONE

### GOALTENDING

VANCOUVER	GP	MIN	GA	EN	SO	AVG.	W	L	T	BUFFALO	GP	MIN	GA	EN	SO	AVG.	W	L	T
K. MCLEAN	1	59	2	0	0	2.03	0	1	0	D. HASEK	2	124	8	0	0	3.87	1	1	0
M. FOUNTAIN	1	64	6	0	0	5.63	1	0	0										

### GOALS BY PERIOD

	1	2	3	OT	TOT	SHOTS ON GOAL	1	2	3	OT	TOT
Buffalo	1	3	4	0	8	20	14	17	2	0	53
Vancouver	3	1	3	1	8	15	31	24	3	0	73

Last Sabres' win in Buffalo: January 9, 1994 (5-3)  
Last Canucks' win in Buffalo: December 4, 1996 (7-6)  
Last Sabres' win in Vancouver: October 9, 1996 (2-1)  
Last Canucks' win in Vancouver: March 6, 1996 (5-2)





# BUFFALO VS. WASHINGTON

1996-97 SUMMARY:	GP	W	L	T	GF	GA	PTS	PIM	PPG	PPA
Buffalo	4	2	1	1	13	12	5	75	2	18
Washington	4	1	2	1	12	13	3	81	4	19

## AT BUFFALO

February 2, 1997	Buffalo 2	Washington 2
April 13, 1997	Washington 8	Buffalo 3

## AT WASHINGTON

October 18, 1996	Buffalo 4	Washington 1
March 21, 1997	Buffalo 4	Washington 1

## INDIVIDUAL STATISTICS

CAPITALS	GP	G	A	PTS	+	-	PM	SH	SABRES	GP	G	A	PTS	+	-	PM	SH
J. SVEJKOVSKY	1	4	0	4	2	0	6		M. PECA	4	2	4	6	5	2	4	
P. HOUSLEY	3	1	3	4	1-	2	7		J. DAWE	4	3	2	5	4	2	4	
P. BONDRA	3	2	1	3	1	2	17		D. WARD	4	2	3	5	6	2	8	
A. NIKOLISHIN	3	1	1	2	1-	2	4		M. GROSEK	4	2	2	4	2	6	7	
S. KONOWALCHUK	4	1	1	2	1-	6	7		D. PLANTE	4	1	2	3	3	2	4	
A. BRUNETTE	1	0	2	2	2	0	3		B. HOLZINGER	4	1	1	2	4-	0	8	
K. KAMINSKI	2	0	2	2	2	4	2		G. GALLEY	4	0	2	2	2	2	5	
S. COTE	4	0	2	2	2	2	10		W. PRIMEAU	4	1	0	1	1-	7	2	
D. HUNTER	4	0	2	2	1-	4	5		A. ZHITNIK	4	1	0	1	1	4	5	
R. ZEDNIK	1	1	0	1	2-	0	2		B. MAY	3	0	1	1	2-	12	5	
K. MILLER	3	1	0	1	1-	2	2		R. SMEHLIK	3	0	1	1	4	2	2	
K. KLEE	4	1	0	1	1-	5	5		D. AUDETTE	4	0	1	1	3-	4	10	
J. ALLISON	2	0	1	1	1-	0	3		D. SHANNON	4	0	1	1	1	4	4	
B. WITT	2	0	1	1	1-	2	7		C. BROWN	1	0	0	0	1	0	1	
J. JUNEAU	3	0	1	1	4-	0	6		A. SEMENOV	1	0	0	0	0	0	2	
M. PIVONKA	3	0	1	1	1-	0	6		V. VARADA	1	0	0	0	0	0	0	
J. REEKIE	3	0	1	1	2	6	3		M. BARNABY	2	0	0	0	1	4	3	
C. BERUBE	4	0	1	1	1	16	0		R. BURRIDGE	2	0	0	0	2-	0	3	
C. JOHANSSON	4	0	1	1	0	0	9		J. MCKEE	2	0	0	0	3-	6	0	
A. CARTER	1	0	0	0	1-	0	3		M. SATAN	2	0	0	0	2-	0	4	
E. CHARRON	1	0	0	0	0	0	0		M. WILSON	3	0	0	0	1	6	1	
K. JONES	1	0	0	0	2-	2	0		B. BOUGHNER	4	0	0	0	0	10	2	
S. MALGUNAS	1	0	0	0	0	0	0		R. RAY	4	0	0	0	1-	0	2	
A. OATES	1	0	0	0	2-	0	1										
C. SIMON	1	0	0	0	1-	6	1										
R. TOCCHET	1	0	0	0	2-	2	5										
S. USTORF	1	0	0	0	0	0	0										
S. GONCHAR	2	0	0	0	3-	0	4										
T. KRYGIER	2	0	0	0	2-	2	8										
M. TINORDI	2	0	0	0	0	14	1										
M. EAGLES	3	0	0	0	2-	2	3										

GWG: SVEJKOVSKY  
PPG: SVEJKOVSKY, NIKOLISHIN, KONOWALCHUK, ZEDNIK  
SHG: NONE

GWG: GROSEK, DAWE  
PPG: HOLZINGER, PRIMEAU  
SHG: PECA (2), ZHITNIK

## GOALTENDING

WASHINGTON	GP	MIN	GA	EN	SO	AVG.	W	L	T	BUFFALO	GP	MIN	GA	EN	SO	AVG.	W	L	T
O. KOLZIG	2	120	6	1	0	3.00	1	1	0	D. HASEK	2	125	3	0	0	1.44	1	0	1
J. CAREY	1	65	2	0	0	1.85	0	0	1										
B. RANFORD	1	59	3	1	0	3.05	0	1	0										

## GOALS BY PERIOD

	1	2	3	OT	TOT	SHOTS ON GOAL	1	2	3	OT	TOT
Buffalo	3	4	6	0	13	Buffalo	22	28	35	1	86
Washington	4	4	4	0	12	Washington	55	32	43	0	130



Last Sabres' win in Buffalo: February 7, 1995 (2-1)  
Last Capitals' win in Buffalo: April 13, 1997 (8-3)  
Last Sabres' win in Washington: March 21, 1997 (4-1)  
Last Capitals' win in Washington: January 26, 1996 (1-0)

# SABRES' FIRSTS

**First Players on the Ice:** Roger Crozier, Paul Terbenche, Tracy Pratt, Ron Anderson, Hap Myers and Bill Inglis.

**First Goal:** Jim Watson, Oct. 10, 1970, at Pittsburgh at 5:01 of second period.

**First Assist:** Gerry Meehan, Oct. 10, 1970, at Pittsburgh on Jim Watson's goal.

**First Penalty:** Gerry Meehan, Oct. 10, 1970, at Pittsburgh for holding at 7:54 of first period.

**First Goal by Opponent:** Wally Boyer of Pittsburgh, Oct. 10, 1970, at 8:09 of second period.

**First Assist by Opponent:** Duane Rupp of Pittsburgh, Oct. 10, 1970, on Boyer's goal.

**First Penalty by Opponent:** Duane Rupp of Pittsburgh, Oct. 10, 1970, for hooking at 1:41 of first period.

**First Power Play Goal:** Gil Perreault, Oct. 10, 1970, at Pittsburgh at 11:26 of third period.

**First Power Play Goal by Opponent:** Dave Balon of N.Y. Rangers, Oct. 14, 1970 in New York at 15:52 of third period.

**First Short-handed Goal:** Ron Anderson, October 23, 1970 vs. Detroit at 13:40 of the third period.

**First Major Penalty:** Brian McDonald, Oct. 10, 1970, at Pittsburgh for fighting at 8:01 of third period.

**First Major Penalty by Opponent:** Bryan Hextall of Pittsburgh, Oct. 10, 1970 for fighting at 8:01 of third period.

**First Win:** Oct. 10, 1970 (2-1 at Pittsburgh)

**First Tie:** Oct. 18, 1970 (1-1 vs. Pittsburgh)

**First Loss:** Oct. 14, 1970 (3-0 in New York vs. Rangers)

**First Shutout:** Dec. 6, 1970 by Roger Crozier vs. Minnesota (1-0)

**First Shutout by Opponent:** Oct. 14, 1970 by Ed Giacomin at N.Y. Rangers (3-0)

**First Goal at Home:** Oct. 18, 1970 by Gerry Meehan vs. Pittsburgh at 5:48 of the second period.

**First Hat Trick:** Jan. 29, 1971 by Gil Perreault vs. California

**First Hat Trick by Opponent:** Dec. 22, 1970 by Dave Balon of N.Y. Rangers

**First Two Goal Game:** Oct. 27, 1970 by Randy Wroozub vs. Vancouver

**First Multiple Point Game:** Oct. 10, 1970 by Gerry Meehan vs. Pittsburgh (goal and assist)

## THE LAST TIME THE SABRES...

**Scored 10 or More Goals:** Feb. 24, 1993 vs. Detroit (10-7)

**Allowed 10 or More Goals:** Mar. 12, 1988 at Calgary (10-4)

**Recorded 50 or More Shots:** Oct. 11, 1992 vs. Montreal (50)

**Allowed 50 or More Shots:** Jan. 10, 1997 at Anaheim (52)

**Scored Two Short-handed Goals in One Game:** Apr. 4, 1995 vs. Hartford (Jason Dawe, Wayne Presley, and Pat LaFontaine)

**Allowed Two Short-handed Goals in One Game:** Oct. 29, 1995 at Chicago (Jeremy Roenick and Tony Amonte)

**Scored a Goal While Two Men Short:** Jan. 30, 1990 at Quebec (Phil Housley)

**Won a Home Game in Overtime:** Mar. 11, 1997 vs. Philadelphia (Michael Peca)

**Won a Road Game in Overtime:** Jan. 12, 1997 at Phoenix (Jason Dawe)

**Lost a Home Game in Overtime:** Mar. 26, 1997 vs. N.Y. Islanders (Bryan Berard)

**Lost a Road Game in Overtime:** Mar. 28, 1997 at Detroit (Larry Murphy)



## REGULAR SEASON OT RECORD VS. EACH TEAM

Anaheim	0-1-1	Hartford	2-4-11	Phoenix***	4-0-1
Boston	3-4-15	Los Angeles	0-1-5	Pittsburgh	3-2-7
Calgary	1-0-4	Montreal	3-3-13	San Jose	0-0-2
Chicago	1-1-0	New Jersey	0-0-8	St. Louis	1-2-2
Colorado*	0-0-15	N.Y. Islanders	0-3-6	Tampa Bay	1-1-1
Dallas**	1-1-5	N.Y. Rangers	0-3-7	Toronto	1-3-5
Detroit	0-2-6	Ottawa	1-1-2	Vancouver	0-1-4
Edmonton	2-4-4	Philadelphia	4-3-4	Washington	0-0-8
Florida	2-1-1				

*Sabres' Career Overtime Record: 30-41-137*

\*\* - includes games as Minnesota North Stars

\* - includes games as Quebec Nordiques

\*\*\* - includes games as Winnipeg Jets

## BIGGEST WINS & LOSSES

### WINS

Date	Opponent & Score
12-21-75	Washington - 14-2
2-25-78 @	Cleveland - 13-3
3-19-81	Toronto - 14-4
2-7-80	Pittsburgh - 9-0
3-27-80	Detroit - 10-1
12-7-80	Pittsburgh - 10-1
11-13-83	Calgary - 11-2
10-30-93	Ottawa - 12-3
3-16-75 @	Toronto - 11-3
10-22-75	N.Y. Rangers - 9-1
1-27-80	Angeles - 9-1
4-5-80 @	Pittsburgh - 9-1
3-4-83	Pittsburgh - 10-2

### LOSSES

Date	Opponent & Score
11-7-70 @	Montreal - 11-2
3-13-71 @	St. Louis - 9-0
10-10-81 @	Montreal - 9-0
12-22-87 @	Boston - 9-0
11-5-88 @	Calgary - 9-0
12-6-88 @	Hartford 9-0
11-18-87 @	Hartford 9-1

*(Eight games tied at seven.)*

Biggest home loss:

1-6-77 vs. Montreal (9-2)

## REGULAR SEASON RECORDS

### 1996-97 SABRES' REGULAR SEASON RECORDS

#### TEAM SCORING

Most Goals Scored - Game.....	7 - 3/15 at Philadelphia
Most Goals Scored - Period .....	5 - 3/15 at Philadelphia (1st)
Most Goals Allowed - Game .....	8 - 4/13 vs. Washington
Most Goals Allowed - Period .....	4 - Five times
Largest Margin of Victory .....	5 - 1/22 vs. Montreal
Largest Margin of Defeat .....	5 - 10/12 vs. Detroit & 4/13 vs. Washington
Most Power Play Goals - Game .....	2 - Seven times
Most Power Play Opportunities - Game.....	8 - 11/9 at Hartford
Most Power Play Goals Against - Game.....	3 - 10/27 at NY Rangers
Most PP Opportunities Against - Game .....	11 - 2/21 vs. NY Islanders

#### SHOOTING

Most Shots Taken - Game .....	39 - 1/3 vs. St. Louis & 1/29 vs. Pittsburgh
Most Shots Taken - Period .....	20 - 1/25 vs. Hartford (2nd)
Fewest Shots Taken - Game .....	12 - 3/21 at Washington
Fewest Shots Taken - Period .....	1 - 10/4 at Edm. (1st) & 11/7 vs. Phil. (1st)
Most Shots Allowed - Game .....	52 - 1/10 at Anaheim
Most Shots Allowed - Period.....	20 - Three times
Fewest Shots Allowed - Game .....	18 - 1/25 vs. Hartford
Fewest Shots Allowed - Period .....	2 - 1/25 vs. Hfd. (2nd) & 1/29 vs. Pit. (1st)

#### PENALTY MINUTES

Most Penalty Minutes - Game.....	96 - 2/21 vs. NY Islanders
Fewest Penalty Minutes - Game.....	4 - 12/23 at New Jersey & 1/31 vs. Dallas
Most Opp. Penalty Minutes - Game .....	85 - 2/4 at Philadelphia
Fewest Opp. Penalty Minutes - Game.....	2 - 2/9 vs. Ottawa

#### TEAM STREAKS

Longest Winning Streak .....	4 - Three times
Longest Unbeaten Streak .....	12 - 1/29 - 2/23 (7-0-5)
Longest Losing Streak.....	4 - 3/22 - 3/30
Longest Winless Streak.....	6 - 3/22 - 4/2

#### INDIVIDUAL RECORDS FOR A GAME

Most Goals .....	3 - Michal Grosek, 12/4 vs. Vancouver & Miroslav Satan, 4/4 vs. NY Rangers
Most Assists .....	3 - Garry Galley, three times & Alexei Zhitnik, 10/26 vs. Hartford
Most Points .....	4 - Garry Galley, 10/17 vs. Pittsburgh & Matthew Barnaby, 11/21 vs. Toronto
Most Penalty Minutes .....	31 - Rob Ray, 2/21 vs. NY Islanders
Most Shots.....	8 - Donald Audette, 11/11 vs. Florida & Brian Holzinger, 11/14 vs. Colorado
Most Goals by Opponent.....	4 - Jaroslav Svejkovsky, Washington - 4/13
Most Shots by Opponent .....	11 - Robert Kron of Hartford, 11/9

#### INDIVIDUAL STREAKS

Consecutive Game Goal-Scoring .....	3 - Derek Plante (10/17 - 10/24), Jason Dawe (2/9 - 2/16), Donald Audette (2/12 - 2/18), Brian Holzinger (2/18 - 2/23) & Miroslav Satan (4/4 - 4/10)
Consecutive Game Assists .....	4 - Dixon Ward (10/17 - 10/26), Dawe (10/18 - 10/27 & 3/11 - 3/18) & Richard Smehlik (3/17 - 3/22)
Consecutive Game Points .....	6 - Audette (3/9 - 3/21)





# LEADS AND DEFICITS

## 1996-97 SEASON

### When the Sabres'

Largest Lead was:	Their record was:	95-96 Record	94-95 Record	93-94 Record
0 goals	0-23-5	0-27-4	0-14-0	0-16-1
1 goal	8-2-4	8-10-3	6-4-5	4-11-5
2 goals	10-5-3	8-5-0	6-1-1	10-5-3
3 goals	9-0-0	10-0-0	3-0-1	15-0-0
4 goals	10-0-0	2-0-0	5-0-0	8-0-0
5 goals	3-0-0	4-0-0	1-0-0	5-0-0
6 goals	0-0-0	1-0-0	0-0-0	1-0-0
7 goals	0-0-0	0-0-0	1-0-0	0-0-0
8 goals	0-0-0	0-0-0	0-0-0	0-0-0
9 goals	0-0-0	0-0-0	0-0-0	0-0-0

### When the Sabres'

Largest Deficit was:	Their Record was:	95-96 Record	94-95 Record	93-94 Record
0 goals	32-0-7	19-0-1	14-0-4	31-0-4
1 goal	7-5-4	11-9-4	7-6-3	11-10-4
2 goals	1-11-1	3-15-2	1-4-0	1-11-1
3 goals	0-9-0	0-10-0	0-4-0	0-4-0
4 goals	0-3-0	0-6-0	0-4-0	0-6-0
5 goals	0-2-0	0-2-0	0-1-0	0-1-0
6 goals	0-0-0	0-0-0	0-0-0	0-0-0
7 goals	0-0-0	0-0-0	0-0-0	0-0-0
8 goals	0-0-0	0-0-0	0-0-0	0-0-0
9 goals	0-0-0	0-0-0	0-0-0	0-0-0

## THE LAST TIME...

- |  |  |
|--|--|
| The Sabres trailed by two goals and won:<br>December 20, 1996 vs Los Angeles (6-2)   | The Sabres trailed by two goals and tied:<br>January 3, 1997 vs. St. Louis (2-2)   |
| The Sabres trailed by three goals and won:<br>February 14, 1993 vs. Pittsburgh (7-4) | The Sabres trailed by three goals and tied:<br>March 30, 1991 at Hartford (5-5)    |
| The Sabres trailed by four goals and won:<br>January 21, 1989 at Boston (6-5 OT)     | The Sabres trailed by four goals and tied:<br>February 27, 1982 at Minnesota (5-5) |
| The Sabres trailed by five goals and won:<br>February 25, 1983 vs. Boston (7-6)      | The Sabres trailed by five goals and tied:<br>Has never happened                   |
| The Sabres led by two goals and lost:<br>April 7, 1997 at Hartford (4-2)             | The Sabres led by two goals and tied:<br>March 8, 1997 at Montreal (3-3)           |
| The Sabres led by three goals and lost:<br>December 13, 1991 vs. Hartford (8-4)      | The Sabres led by three goals and tied:<br>March 13, 1993 at Hartford (3-3)        |
| The Sabres led by four goals and lost:<br>March 12, 1987 at Calgary (10-4)           | The Sabres led by four goals and tied:<br>October 28, 1978 at St. Louis (7-7)      |
| The Sabres led by five goals and lost:<br>Has never happened                         | The Sabres led by five goals and tied:<br>Has never happened                       |

# THE LAST STREAK

## Sabres' Winning Streaks

Games	Dates
3	3/11/97 to 3/17/97
4	1/12/97 to 1/22/97
5	1/12/91 to 1/24/91
6	12/31/92 to 1/10/93
7	2/ 8/84 to 2/21/84
8	10/ 9/75 to 10/26/75
9	11/24/79 to 12/13/79
10	1/ 4/84 to 1/23/84

## Sabres' Unbeaten Streaks

Games	Dates
4	1/12/97 to 1/22/97
5	2/21/96 to 3/ 1/96
6	12/14/96 to 12/26/96
7	1/23/92 to 2/ 4/92
8	12/23/90 to 1/ 8/91
9	10/27/89 to 11/16/89
10	12/23/84 to 1/12/85
11	12/15/77 to 1/11/78
12	1/29/97 to 2/23/97
13	1/ 4/84 to 1/29/84
14	3/ 6/80 to 4/ 6/80

## Sabres' Losing Streaks

Games	Dates
3	3/27/96 to 3/31/96
4	3/22/97 to 3/30/97
5	12/ 7/90 to 12/16/90
6	1/26/91 to 2/ 6/91
7	10/ 9/93 to 10/22/93

## Sabres' Winless Streaks

Games	Dates
4	2/10/96 to 2/17/96
5	3/ 1/96 to 3/10/96
6	3/22/97 to 4/ 2/97
7	1/26/91 to 2/ 8/91
8	10/ 9/93 to 10/23/93
9	None
10	11/ 7/71 to 12/ 1/71
11	None
12	11/23/91 to 12/20/91

## Consecutive Ties

4	12/9/84 to 12/16/84
---	---------------------





## RECORDS BY...

### DAY OF THE WEEK

Day	1996-97 Season			1995-96 Season		
	No.	Record	Pct.	No.	Record	Pct.
Monday	5	3-1-1	.700	5	2-3-0	.400
Tuesday	11	2-5-4	.364	3	0-3-0	.000
Wednesday	13	8-4-1	.654	21	13-7-1	.643
Thursday	10	6-3-1	.650	2	1-1-0	.500
Friday	15	8-5-2	.600	21	5-11-5	.357
Saturday	17	8-7-2	.529	17	7-9-1	.441
Sunday	11	5-5-1	.500	13	5-8-0	.385

### MONTH

Month	1996-97 Season			1995-96 Season		
	No.	Record	Pct.	No.	Record	Pct.
October	11	5-6-0	.455	10	3-7-0	.300
November	14	8-5-1	.607	13	7-4-2	.615
December	13	7-4-2	.615	15	6-8-1	.433
January	13	7-4-2	.615	11	4-7-0	.364
February	11	5-1-5	.682	12	6-3-3	.625
March	13	6-6-1	.500	14	2-11-1	.179
April	7	2-4-1	.357	7	5-2-0	.714

### BEST AND WORST SABRE RECORD BY MONTH

Month	Best (Year)	Worst (Year)
October	8-1-1 - 17 pts. (1972)	1-7-2 - 4 pts. (1986)
November	12-1-3 - 27 pts. (1974)	1-7-3 - 5 pts. (1971)
December	11-2-0 - 22 pts. (1976)	3-8-2 - 8 pts. (1970)
January	11-0-2 - 24 pts. (1984)	2-7-3 - 7 pts. (1972)
		3-2-1 - 7 pts. (1995)*
February	10-4-0 - 20 pts. (1977)	4-10-1 - 9 pts. (1971)
	9-2-2 - 20 pts. (1978)	3-6-3 - 9 pts. (1972)
March	10-3-4 - 24 pts. (1979)	2-11-1 - 5 pts. (1996)
April	6-7-2 - 14 pts. (1995)*	0-1-0 - 0 pts. (1983)
	5-2-0 - 10 pts. (1996)	0-7-0 - 0 pts. (1993)
May	2-0-0 - 4 pts. (1995)*	2-0-0 - 4 pts. (1995)*

\* - shortened season (48 games)

## HOME ATTENDANCE

### BY MONTH

Month	1996-97		1995-96	
	Average	Sellouts	Average	Sellouts
October	15,634	1	12,488	-
November	16,831	2	12,635	-
December	16,528	3	13,106	1
January	16,946	2	13,892	1
February	16,651	3	14,297	1
March	18,159	4	16,101	4
April	18,595	3	15,059	1

### BY DAY OF THE WEEK

Day	1996-97				1995-96			
	GP	Total	Ave.	SRO	GP	Total	Ave.	SRO
Sunday	7	118,602	16,943	4	10	136,539	13,654	3
Monday	3	46,756	15,585	0	1	10,502	10,502	0
Tuesday	4	66,428	16,607	2	0	-	-	-
Wednesday	8	135,207	16,901	4	15	192,143	12,810	0
Thursday	7	116,412	16,630	2	0	-	-	-
Friday	9	156,591	17,399	4	15	224,087	14,939	5
Saturday	3	53,383	17,794	2	0	-	-	-



# AWARDS WON BY SABRES

- 1996-97** Adams Award: Ted Nolan  
Hart Trophy: Dominik Hasek  
Lester B. Pearson Award: Dominik Hasek  
Selke Trophy: Michael Peca  
Vezina Trophy: Dominik Hasek  
Lester Patrick Trophy: Pat LaFontaine, Seymour H. Knox, III  
Official NHL First Team All-Star Goaltender: Dominik Hasek  
Selected to the NHL's Eastern Conference Team for NHL All-Star Game: Dominik Hasek (20 MINS, 1 GA)
- 1995-96** Selected to the NHL's Eastern Conference Team for NHL All-Star Game: Dominik Hasek (20 MINS, 1 GA, Winning Goalie)
- 1994-95** Bill Masterton Trophy: Pat LaFontaine  
Vezina Trophy: Dominik Hasek  
Official NHL First Team All-Star Goaltender: Dominik Hasek
- 1993-94** Jennings Trophy: Grant Fuhr and Dominik Hasek  
Vezina Trophy: Dominik Hasek  
Official NHL First Team All-Star Goaltender: Dominik Hasek  
Selected to the NHL's Eastern Conference Team for NHL All-Star Game: Alexander Mogilny  
Selected as the NHL's Co-Player of the Month: Dominik Hasek (December, 1993)
- 1992-93** Elected to Hall of Fame: Seymour H. Knox, III  
Selected as the NHL's Co-Player of the Month: Alexander Mogilny (January, 1993)  
Official NHL Second Team All-Star Center: Pat LaFontaine  
Official NHL Second Team All-Star Right Wing: Alexander Mogilny  
Selected to the NHL's Wales Conference Team for NHL All-Star Game: Alexander Mogilny (one goal, one assist) and Pat LaFontaine (one goal)
- 1991-92** Selected as the NHL's Co-Player of the Month: Pat LaFontaine (January, 1992)  
Selected to the NHL's Wales Conference Team for NHL All-Star Game: Alexander Mogilny (one goal, one assist)
- 1990-91** Elected to Hall of Fame: Scott Bowman  
Selected to the NHL's Wales Conference Team for NHL All-Star Game: Uwe Krupp
- 1989-90** Elected to Hall of Fame: Gil Perreault  
Selected to the NHL's Wales Conference Team for All-Star Game: Pierre Turgeon (two goals), Dave Andreychuk (one goal, one assist), Daren Puppa (31 MIN, 4 GA) and Phil Housley (one assist).
- 1988-89** Selected to NHL's Wales Conference Team for All-Star Game: Phil Housley
- 1987-88** Selected to NHL's Wales Conference Team for All-Star Game: Christian Ruuttu  
Selected as the NHL's Player of the Month: Tom Barrasso (January, 1988)  
Selected as the NHL's Rookie of the Month: Ray Sheppard (February, 1988)
- 1986-87** Selected to NHL's All-Star Team for Rendez-Vous '87: Mike Ramsey
- 1985-86** Selected to NHL's Wales Conference Team for All-Star Game: Mike Ramsey
- 1984-85** Selke Trophy: Craig Ramsay  
Jennings Trophy: Tom Barrasso and Bob Sauve  
Official NHL Second Team All-Star Goaltender: Tom Barrasso  
Selected to NHL's Wales Conference Team in All-Star Game: Tom Barrasso (30 MIN, 2 GA), Bill Hajt (did not play due to injury), Mike Ramsey
- 1983-84** Vezina Trophy: Tom Barrasso  
Calder Trophy: Tom Barrasso  
Official NHL All-Star First Team Goaltender: Tom Barrasso  
Elected to Hall of Fame: Punch Imlach  
Official NHL All-Rookie Team Goaltender: Tom Barrasso  
Selected to NHL's Wales Conference Team for All-Star Game: Gil Perreault, Phil Housley (one assist)
- 1982-83** Official NHL All-Rookie Team Defenseman: Phil Housley



Selected to NHL's Wales Conference Team for All-Star Game: Mike Ramsey

Selected to NHL's Wales Conference Team for All-Star Game: John Van Boxmeer (did not play due to injury), Mike Ramsey

Selected to NHL's Wales Conference Team for All-Star Game: Danny Gare, Bill Hajt (did not play due to injury), Coach of the NHL's Wales Conference Team for All-Star Game: Scott Bowman

Vezina Trophy: Don Edwards and Bob Sauve  
Official NHL All-Star Second Team Goaltender: Don Edwards  
Official NHL All-Star Second Team Defenseman: Jim Schoenfeld  
Official NHL All-Star Second Team Right Wing: Danny Gare  
Selected to NHL's Wales Conference Team for All-Star Game: Gil Perreault (one assist), Danny Gare, Jim Schoenfeld, Don Edwards

Selected to NHL Challenge Cup All-Star Team: Gil Perreault (one goal, one assist), Jim Schoenfeld

Official NHL All-Star Second Team Goaltender: Don Edwards  
Elected to NHL Hall of Fame: Marcel Pronovost  
Selected to NHL's Wales Conference Team for All-Star Game: Gil Perreault (game-winning goal in overtime), Rick Martin (game-tying goal)

Official NHL All-Star Second Team Left Winger: Rick Martin  
Official NHL All-Star Second Team Center: Gil Perreault  
Elected to NHL Hall of Fame: Tim Horton  
Charlie Conacher Memorial Trophy: Jim Lorentz  
Selected to NHL's Wales Conference Team for All-Star Game: Gerry Desjardins (29 MIN, 2 GA), Gil Perreault (one assist), Rick Martin (two goals), Jim Schoenfeld  
Most Valuable Player in All-Star Game: Rick Martin.

Official NHL All-Star Second Team Left Winger: Rick Martin  
Official NHL All-Star Second Team Center: Gil Perreault  
Selected to NHL's Wales Conference Team for All-Star Game: Rick Martin (one goal, two assists), Jerry Korab, Craig Ramsay, Coach of the NHL's Wales Conference Team for All-Star Game: Floyd Smith

Official NHL All-Star First Team Left Winger: Rick Martin  
Official NHL All-Star Second Team Right Winger: Rene Robert  
Bill Masterton Trophy: Don Luce  
Selected to NHL's Wales Conference Team for All-Star Game: Rick Martin (one assist), Rene Robert, Gil Perreault, Jerry Korab, Don Luce (one goal)

Official NHL All-Star First Team Left Winger: Rick Martin  
Selected to NHL's East Division Team for All-Star Game: Rick Martin, Dave Dryden (30 MIN, 5 GA), Gil Perreault

Lady Byng Trophy: Gil Perreault  
Selected to NHL's East Division Team for All-Star Game: Rick Martin, Rene Robert (one goal)

Selected to NHL's East Division Team for All-Star Game: Rick Martin, Gil Perreault

Calder Trophy: Gil Perreault  
Selected to NHL's East Division Team for All-Star Game: Gil Perreault



## OTHER AWARDS

**Frank Eddolls Memorial Trophy** • Named in honor of the former Buffalo Bisons' coach and NHL defenseman. It is presented to the most popular player as selected by the members of the Buffalo Sabres' Booster Club.

1996-97 - Dominik Hasek	1987-88 - Mike Foligno	1978-79 - Craig Ramsay
1995-96 - Pat LaFontaine	1986-87 - Mike Foligno	1977-78 - Don Edwards
1994-95 - Dominik Hasek	1985-86 - Mike Foligno	1976-77 - Andre Savard
1993-94 - Pat LaFontaine	1984-85 - Mike Foligno	1975-76 - Danny Gare
1992-93 - Pat LaFontaine	1983-84 - Mike Ramsey	1974-75 - Craig Ramsay
1991-92 - Pat LaFontaine	1982-83 - Mike Ramsey	1973-74 - Rick Martin
& Clint Malarchuk	1981-82 - Jean Francois Sauve	1972-73 - Gil Perreault
1990-91 - Alexander Mogilny	1980-81 - Danny Gare	1971-72 - Gil Perreault
1989-90 - Pierre Turgeon	1979-80 - Derek Smith	1970-71 - Gil Perreault
1988-89 - Mike Foligno		

**Memorial Trophy** • Named in honor of deceased members of the Sabres. (It formerly was the Wayne Larkin Memorial Trophy, in honor of the the former Buffalo Bisons' winger.) It is presented to the most valuable player as voted by his teammates.

1996-97 - Dominik Hasek	1987-88 - Tom Barrasso	1978-79 - Craig Ramsay
1995-96 - Dominik Hasek	1986-87 - Mike Ramsey	1977-78 - Don Edwards
1994-95 - Dominik Hasek	1985-86 - Mike Foligno	1976-77 - Gerry Desjardins
1993-94 - Dominik Hasek	1984-85 - Tom Barrasso	1975-76 - Danny Gare
1992-93 - Pat LaFontaine	1983-84 - Gil Perreault	1974-75 - Rene Robert
1991-92 - Pat LaFontaine	1982-83 - Mike Ramsey	1973-74 - Rick Martin
1990-91 - Dale Hawerchuk	1981-82 - Don Edwards	1972-73 - Tim Horton
1989-90 - Pierre Turgeon	1980-81 - Danny Gare	1971-72 - Roger Crozier
& Daren Puppa	1979-80 - Danny Gare	1970-71 - Gil Perreault
1988-89 - Phil Housley		

**Tim Horton Memorial Award** • Named in honor of the late Sabres' defenseman. It is presented to the player whose performance is far superior to the public recognition he has received, and it is based on a vote of the Booster Club Board of Directors' and members of the local sports media. (Known as the Unsung Hero Award before 1975.)

1996-97 - Dixon Ward	1987-88 - Scott Arniel	1978-79 - Ric Seiling
1995-96 - Randy Burridge	1986-87 - Scott Arniel	1977-78 - Gary McAdam
1994-95 - Wayne Presley	1985-86 - Mike Ramsey	1976-77 - Jim Lorentz
1993-94 - Craig Muni	1984-85 - Dave Fenyves	1975-76 - Brian Spencer
1992-93 - Doug Bodger	1983-84 - Ric Seiling	1974-75 - Bill Hajt
1991-92 - Randy Wood	1982-83 - Brent Peterson	1973-74 - Craig Ramsay
1990-91 - Grant Ledyard	1981-82 - Mike Ramsey	1972-73 - Jim Lorentz
1989-90 - Uwe Krupp	1980-81 - Andre Savard	1971-72 - Don Luce
1988-89 - Mark Napier	1979-80 - Bill Hajt	1970-71 - Gerry Meehan

**Fred T. Hunt Memorial Trophy** • Named in honor of the late Buffalo Sabres' Assistant General Manager and former player, coach and general manager of the Buffalo Bisons. It is presented to the outstanding rookie as selected by the Booster Club Board of Directors and members of the local sports media.

1996-97 - Wayne Primeau	1989-90 - Dave Snuggert	1982-83 - Phil Housley
1995-96 - Mike Wilson	1988-89 - Benoit Hogue	1981-82 - Jean Francois Sauve
1994-95 - None awarded	1987-88 - Ray Sheppard	1980-81 - Alan Haworth
1993-94 - Derek Plante	1986-87 - Christian Ruuttu	1979-80 - Lindy Ruff
1992-93 - Richard Smehlik	1985-86 - Steve Dykstra	1978-79 - Bill Stewart
1991-92 - Donald Audette	1984-85 - John Tucker	1977-78 - Don Edwards
1990-91 - None awarded	1983-84 - Tom Barrasso	

**The Star of Stars Trophy** • Presented to the player with the most consistent performance in home games as reflected in the Three Star selections.

1996-97 - Dominik Hasek	1987-88 - Tom Barrasso	1979-80 - Gil Perreault
1995-96 - Dominik Hasek	1986-87 - Mike Foligno	1978-79 - Rick Martin
1994-95 - Dominik Hasek	& Phil Housley	1977-78 - Don Edwards
1993-94 - Dominik Hasek	1985-86 - Mike Foligno	1976-77 - Gil Perreault
1992-93 - Alexander Mogilny	1984-85 - Gil Perreault	1975-76 - Craig Ramsay
1991-92 - Pat LaFontaine	1983-84 - Gil Perreault	1974-75 - Rene Robert
1990-91 - Dale Hawerchuk	1982-83 - Phil Housley	1973-74 - Rick Martin
1989-90 - Pierre Turgeon	1981-82 - Ric Seiling	1972-73 - Gil Perreault
1988-89 - Phil Housley	1980-81 - Danny Gare	1971-72 - Roger Crozier

**The Punch Imlach Memorial Award** • Named after the late General Manager and Coach of the Sabres. It is presented to the player who displays dedication and leadership in the winning tradition which Punch Imlach brought to the Sabres' organization and to professional hockey.

1996-97 - Garry Galley	1992-93 - Pat LaFontaine	1989-90 - Mike Ramsey
1995-96 - Randy Burridge	1991-92 - Mike Ramsey	1988-89 - Mark Napier
1994-95 - Dave Hannan	1990-91 - Clint Malarchuk	1987-88 - Mike Ramsey
1993-94 - Dale Hawerchuk		

## Stats & Records





# ALL-TIME INDIVIDUAL SCORING

Player and Seasons	GP	G	A	PTS	PIM	Unif. No.
Peter Ambroziak (1994-95)	12	0	1	1	0	12
Ron Anderson (1970-71—1971-72)	111	14	16	30	63	16
Shawn Anderson (1986-87—1989-90)	113	6	26	32	66	37
Mikael Andersson (1985-86—1988-89)	99	4	33	37	18	14
Paul Andrea (1970-71)	47	11	21	32	4	21
Dave Andreychuk (1982-83—1992-93)	763	348	423	771	57	25, 29
Scott Arniel (1986-87—1989-90)	295	64	74	138	243	9
Mark Atsley (1993-94—1995-96)	75	4	19	23	92	21, 33
Steve Atkinson (1970-71—1973-74)	255	49	47	96	96	19
Donald Audette (1990-91—1996-97)	334	140	105	245	264	28, 45
Terry Ball (1970-71—1971-72)	12	0	1	1	6	21, 28
Matthew Barnaby (1992-93—1996-97)	201	38	45	83	816	36
Tom Barrasso (1983-84—1988-89)	266	0	17	17	184	30
Doug Barrie (1970-71—1971-72)	102	6	28	34	213	5
Martin Biron (1995-96)	3	0	0	0	0	00
James Black (1993-94)	2	0	0	0	0	40
John Blue (1995-96)	5	0	0	0	0	1
Doug Bodger (1988-89—1995-96)	479	54	233	287	506	8
Mike Boland (1978-79)	22	1	2	3	29	15
Philippe Boucher (1992-93—1994-95)	65	7	16	23	43	24, 4
Bob Boughner (1995-96—1996-97)	108	1	8	9	329	6, 46, 4
Ken Breitenbach (1975-76—1976-77; 1978-79)	68	1	13	14	49	23, 26
Gary Bromley (1973-74—1975-76)	63	0	4	4	4	24, 28, 29
Curtis Brown (1994-95—1996-97)	33	5	4	9	20	37
Greg Brown (1990-91; 1992-93)	49	1	3	4	41	15, 9
Paul Brydges (1986-87)	15	2	2	4	6	16
Randy Burrige (1995-96—1996-97)	129	35	54	89	50	12
Ron Busniuk (1972-73—1973-74)	6	0	3	3	13	21, 24
Mike Byers (1971-72)	46	9	7	16	12	12
Keith Carney (1991-92—1993-94)	51	4	9	13	77	6, 26
Larry Carriere (1972-73—1974-75; 1977-78)	206	9	43	52	284	5, 23
Peter Ciavaglia (1991-92—1992-93)	5	0	0	0	0	12
Jacques Cloutier (1981-82—1982-83; 1984-85—1988-89)	144	0	7	7	29	1, 29
Real Cloutier (1983-84—1984-85)	82	24	36	60	25	8
Rob Conn (1995-96)	28	2	5	7	18	25
Bob Corkum (1989-90; 1991-92—1992-93)	96	10	8	18	63	29, 42
Adam Creighton (1983-84—1988-89)	172	40	60	100	196	15, 34, 38
Roger Crozier (1970-71—1975-76)	202	0	3	3	24	1
Randy Cunneyworth (1980-81—1981-82)	21	2	4	6	47	7, 19, 23
Brian Curran (1990-91—1991-92)	20	0	1	1	57	39, 41
Paul Cyr (1982-83—1987-88)	342	85	111	196	454	8, 18
Joe Daley (1970-71)	38	0	1	1	12	30
Mal Davis (1982-83—1985-86)	89	29	22	51	34	25, 29
Jason Dawe (1993-94—1996-97)	222	60	62	122	96	17, 43
Butch Deadmarsh (1970-71—1972-73)	56	2	2	4	39	8, 9, 16, 24
Dale DeGray (1989-90)	6	0	0	0	6	28
Gerry Desjardins (1974-75—1977-78)	116	0	1	1	4	30
Gord Donnelly (1991-92—1993-94)	134	5	11	16	557	34
Mike Donnelly (1987-88—1989-90)	74	11	16	27	62	7, 16, 24
Tom Draper (1991-92—1992-93)	37	0	3	3	4	35
Dave Dryden (1970-71—1973-74)	120	0	2	2	4	28, 30
Rick Dudley (1972-73—1974-75; 1978-79—1980-81)	279	70	94	164	264	9, 17
Dick Duff (1970-71—1971-72)	61	9	15	24	12	8, 20
Richie Dunn (1977-78—1981-82; 1985-86—1988-89)	327	27	105	132	235	3, 21, 26, 29
Steve Dykstra (1985-86—1987-88)	128	5	23	28	378	4, 42
Jeff Eatough (1981-82)	1	0	0	0	0	19

# ALL-TIME INDIVIDUAL SCORING

Player and Seasons	GP	G	A	PTS	PIM	Unif. No.
Don Edwards (1976-77—1981-82)	307	0	11	11	32	1, 29
Darren Eliot (1988-89)	2	0	0	0	0	34
Brian Engblom (1985-86)	30	1	4	5	16	28
Bob Errey (1992-93)	8	1	3	4	4	12
Chris Evans (1971-72)	61	6	18	24	98	24
Rocky Farr (1972-73—1974-75)	19	0	0	0	2	28, 30
Dave Fenyves (1982-83—1986-87)	148	2	27	29	87	8, 31
Mark Ferner (1986-87; 1988-89)	15	0	3	3	11	28, 29
Ron Fischer (1981-82—1982-83)	18	0	7	7	6	6, 23, 28
Reg Fleming (1970-71)	78	6	10	16	159	9
Lee Fogolin (1974-75—1978-79; 1986-87)	338	8	70	78	432	5, 33
Mike Foligno (1981-82—1990-91)	664	247	264	511	1450	17
Lou Franceschetti (1990-91—1991-92)	36	1	8	9	26	15, 37, 34
Grant Fuhr (1992-93—1994-95)	64	0	4	4	26	31
Jody Gage (1985-86; 1987-88; 1991-92)	18	3	3	6	2	12, 14, 33
Garry Galley (1994-95—1996-97)	163	15	87	102	193	3
Paul Gardner (1985-86)	2	0	0	0	0	28
Danny Gare (1974-75—1981-82)	503	267	233	500	686	18
Clark Gillies (1986-87—1987-88)	86	15	19	34	132	39, 90
Jere Gillis (1982-83)	3	0	0	0	0	25
Viktor Gordiuk (1992-93; 1994-95)	26	3	8	11	0	9
John Gould (1971-72—1973-74; 1979-80)	92	14	12	26	13	7, 21, 23, 24
Phil Goyette (1970-71—1971-72)	97	18	67	85	20	10
Norm Gratton (1972-73—1974-75)	102	15	23	38	30	9, 14
Michal Grosse (1995-96—1996-97)	104	21	25	46	102	18
Francois Guay (1989-90)	1	0	0	0	0	43
Jocelyn Guevremont (1974-75—1978-79)	326	38	130	168	189	3, 22
Richard Hajdu (1985-86—1986-87)	5	0	0	0	4	8, 28
Bill Hajt (1973-74—1986-87)	854	42	202	244	433	24
Bob Halkidis (1984-85—1988-89)	89	2	14	16	315	18, 19
Kevin Haller (1989-90—1991-92)	81	7	23	30	95	7, 15
Gilles Hamel (1980-81—1985-86)	365	92	114	206	215	9, 17, 18
Al Hamilton (1970-71—1971-72)	145	6	58	64	176	6
Dave Hannan (1991-92—1995-96)	249	23	56	79	206	41, 14
Hugh Harris (1972-73)	60	12	26	38	17	21
Paul Harrison (1981-82)	6	0	0	0	2	30
Mike Hartman (1986-87—1990-91)	225	34	25	59	890	20
Dominik Hasek (1992-93—1996-97)	253	0	7	7	44	39
Dale Hawerchuk (1990-91—1994-95)	342	110	275	385	204	10
Alan Haworth (1980-81—1981-82)	106	37	38	75	64	14
Bob Hess (1981-82)	33	0	8	8	14	23
Randy Hillier (1991-92)	28	0	1	1	48	23
Larry Hillman (1971-72—1972-73)	121	6	35	41	114	5
Jim Hoffer (1985-86—1986-87)	17	0	0	0	45	3, 33
Benoit Hogue (1987-88—1991-92)	196	45	67	112	273	33
Brian Holzinger (1994-95—1996-97)	143	32	42	74	91	19
Tim Horton (1972-73—1973-74)	124	1	22	23	109	2
Ed Hospodar (1987-88)	42	0	1	1	98	24
Doug Houda (1994-95—1995-96)	66	2	5	7	120	6
Bill Houlder (1990-91—1992-93)	32	4	7	11	18	23, 37, 47
Phil Housley (1982-83—1989-90)	608	178	380	558	386	6
Charlie Huddy (1994-95—1996-97)	85	7	9	16	95	22
Brent Hughes (1995-96)	76	5	10	15	148	17
Pat Hughes (1985-86)	50	4	9	13	25	26
Billy Inglis (1970-71)	14	0	1	1	6	8
Randy Ireland (1978-79)	2	0	0	0	0	30





# ALL-TIME INDIVIDUAL SCORING

Player and Seasons	GP	G	A	PTS	PIM	Unif. No.
Dane Jackson (1995-96)	22	5	4	9	41	24, 29
Jim Jackson (1987-88)	5	2	0	2	0	8
Val James (1981-82)	7	0	0	0	16	26, 29, 30
Grant Jennings (1995-96)	6	0	0	0	28	4
Calle Johansson (1987-88—1988-89)	118	6	49	55	70	3
Timo Jutila (1984-85)	10	1	5	6	13	4
Trent Kaese (1988-89)	1	0	0	0	0	39
Larry Keenan (1970-71—1971-72)	66	9	20	29	8	21, 26
Dean Kennedy (1989-90—1990-91)	144	6	20	26	172	26
Yuri Khmylev (1992-93—1995-96)	254	63	87	150	131	13
Jerry Korab (1973-74—1979-80; 1983-84—1984-85)	537	67	216	283	870	4, 44
Jim Korn (1986-87)	52	4	10	14	158	4, 34
Joe Kowal (1976-77—1977-78)	22	0	5	5	13	27
Skip Krake (1970-71)	74	4	5	9	68	12
Uwe Krupp (1986-87—1991-92)	327	25	78	103	386	4, 40
Tom Kurvers (1986-87)	55	6	17	23	24	28
Francois Lacombe (1970-71)	1	0	1	1	2	19
Norm Lacombe (1984-85—1986-87)	84	12	18	30	46	32
Pat LaFontaine (1991-92—1996-97)	268	158	227	385	207	16
Jean-Guy Lagace (1970-71)	3	0	0	0	2	21
Yvon Lambert (1981-82)	77	25	39	64	38	15
Chris Langevin (1983-84; 1985-86)	22	3	1	4	22	15
Reed Larson (1989-90)	1	0	0	0	0	55
Danny Lawson (1971-72)	78	10	6	16	15	9
Real Lemieux (1973-74)	11	1	1	2	4	16
Grant Ledyard (1988-89—1992-93)	240	18	71	89	181	3
Don Lever (1985-86—1986-87)	39	10	3	13	10	8, 20
David Littman (1990-91—1991-92)	2	0	0	0	0	1, 34
Darcy Loewen (1989-90—1991-92)	12	0	0	0	14	36
Bob Logan (1986-87—1987-88)	38	10	5	15	0	26
Jim Lorentz (1971-72—1977-78)	487	134	197	331	126	8
Don Luce (1971-72—1980-81)	766	216	310	526	304	14, 20
Jan Ludwig (1987-88—1988-89)	26	1	8	9	104	36
Steve Ludzik (1989-90)	11	0	1	1	6	14
Doug Macdonald (1992-93—1994-95)	11	1	0	1	2	44
Kevin Maguire (1987-88—1989-90)	167	18	25	43	518	19
Mikko Makela (1990-91)	60	15	7	22	25	42
Clint Malarchuk (1988-89—1991-92)	102	0	6	6	41	30
Dave Maloney (1984-85)	52	1	21	22	41	26
Don Marshall (1970-71)	62	20	29	49	6	22
Rick Martin (1971-72—1980-81)	681	382	313	695	475	7, 8, 9
Terry Martin (1975-76—1978-79)	148	20	22	42	50	25
Brad May (1991-92—1996-97)	389	63	82	145	1210	10, 48, 27
Gary McAdam (1975-76—1978-79; 1982-83)	227	40	45	85	76	12, 15, 32
Rob McClanahan (1979-80—1980-81)	66	5	17	22	38	15
Dale McCourt (1981-82—1983-84)	119	41	56	97	22	7
Brian McDonald (1970-71)	12	0	0	0	29	20
Paul McIntosh (1974-75—1975-76)	47	0	2	2	66	3
Ray McKay (1971-72—1972-73)	40	0	3	3	18	22, 24
Jay McKee (1995-96—1996-97)	44	1	10	11	37	74, 38
Tony McKegney (1978-79—1982-83)	363	127	141	268	117	8
Sean McKenna (1981-82—1985-86)	237	56	53	109	120	12, 19, 23
Dave McLlwin (1991-92)	5	0	0	0	2	20
Mike McMahan (1970-71)	12	0	0	0	0	4
Peter McNab (1973-74—1975-76)	154	49	59	108	26	16, 22, 24
Bryan McSheffrey (1974-75)	3	0	0	0	0	15
Don McSween (1987-88; 1989-90)	9	0	1	1	12	32, 39
Gerry Meehan (1970-71—1974-75)	306	94	114	208	60	15

# ALL-TIME INDIVIDUAL SCORING

Player and Seasons	GP	G	A	PTS	PIM	Unif. No.
Dean McLanson (1994-95)	5	0	0	0	4	3
Scott Metcalfe (1987-88—1989-90)	17	1	2	3	18	12, 32, 34
Larry Mickey (1971-72—1974-75)	117	20	14	34	65	12, 21
Brad Miller (1988-89—1991-92)	63	1	4	5	265	42, 44
Alexander Mogilny (1989-90—1994-95)	381	211	233	444	203	89
Mike Moller (1980-81—1984-85)	127	13	27	40	41	9, 14, 29
Randy Moller (1991-92—1993-94)	126	5	20	25	296	24
Mitch Molloy (1989-90)	2	0	0	0	10	40
Bob Mongrain (1979-80—1981-82; 1983-84—1984-85)	70	11	11	22	12	8, 25, 32
Barrie Moore (1995-96—1996-97)	34	2	6	8	18	38, 37
Craig Muni (1993-94—1995-96)	160	2	18	20	167	5
Hap Myers (1970-71)	13	0	0	0	6	25
Phil Myre (1982-83)	5	0	0	0	2	33
Mark Napier (1986-87—1988-89)	128	26	30	56	41	65
Rumun Ndur (1996-97)	2	0	0	0	2	40
Scott Nichol (1995-96)	2	0	0	0	10	45
Joe Noris (1973-74)	18	0	0	0	2	23
Gates Orlando (1984-85—1986-87)	98	18	26	44	51	23
Kevin O'Shea (1970-71—1971-72)	93	10	13	23	52	18
Wilf Paiement (1986-87)	56	20	17	37	108	27
Jeff Parker (1986-87—1989-90)	137	16	19	35	161	28, 29
Greg Paslawski (1990-91)	12	2	1	3	4	12
Steve Patrick (1980-81—1984-85)	152	21	34	55	125	26
Colin Patterson (1991-92—1992-93)	88	8	10	18	52	17
Scott Pearson (1994-95—1995-96)	41	6	1	7	87	33, 29
Michael Peca (1995-96—1996-97)	147	31	49	80	147	27
Gil Perreault (1970-71—1986-87)	1191	512	814	1326	500	11
Brian Perry (1970-71)	1	0	0	0	0	19
Brent Peterson (1981-82—1984-85)	265	43	63	106	180	20
Sergei Petrenko (1993-94)	15	0	4	4	0	15
Derek Plante (1993-94—1996-97)	282	74	113	187	88	26
Larry Playfair (1978-79—1985-86; 1988-89—1989-90)	577	24	76	100	1390	27, 40
Tracy Pratt (1970-71—1973-74)	210	2	39	41	399	3, 4
Wayne Presley (1991-92—1994-95)	202	48	32	80	297	18
Ken Priestlay (1986-87—1989-90)	117	25	25	50	59	12, 56
Wayne Primeau (1994-95—1996-97)	48	3	4	7	64	76
Daren Puppia (1985-86—1992-93)	215	0	14	14	30	31, 35
Craig Ramsay (1971-72—1984-85)	1070	252	420	672	201	10, 25
Mike Ramsey (1979-80—1992-93)	911	73	256	329	924	5, 23
Wayne Ramsey (1977-78)	2	0	0	0	0	32
Rob Ray (1989-90—1996-97)	506	31	30	61	2032	32
Joe Reekie (1985-86—1988-89)	104	3	15	18	190	27, 31, 55
Mark Renaud (1983-84)	10	1	3	4	6	4
Jacques Richard (1975-76—1976-77; 1978-79)	155	24	38	62	73	9
Bob Richer (1972-73)	3	0	0	0	0	17
Rene Robert (1971-72—1978-79)	524	222	330	552	401	7, 14, 23
Geordie Robertson (1982-83)	5	1	2	3	7	15
Mike Robitaille (1971-72—1974-75)	170	8	46	54	122	3
Doug Rombough (1972-73—1973-74)	51	8	9	17	27	22
Ed Ronan (1996-97)	18	1	4	5	11	5
Lindy Ruff (1979-80—1988-89)	608	102	183	285	1126	22
Phil Russell (1985-86—1986-87)	18	2	5	7	24	26
Christian Ruuttu (1986-87—1991-92)	438	101	220	331	483	21
Miroslav Satan (1996-97)	12	8	2	10	4	81
Bob Sauve (1976-77—1984-85)	246	0	8	8	20	28
Jean-Francois Sauve (1980-81—1982-83)	98	24	49	73	67	9, 21
Joel Savage (1990-91)	3	0	1	1	0	38
Andre Savard (1976-77—1982-83)	467	130	175	305	221	12
Cliff Schmutz (1970-71)	26	5	7	12	10	7





# ALL-TIME INDIVIDUAL SCORING

Player and Seasons	GP	G	A	PTS	PIM	Unif. No.
Ron Schock (1977-78)	40	4	4	8	0	21
Jim Schoenfeld (1972-73—1981-82; 1984-85)	584	45	183	228	1025	6,13
Dave Schultz (1978-79—1979-80)	41	3	3	6	114	21
Ric Seiling (1977-78—1985-86)	664	176	200	376	524	16
Jiri Sejba (1990-91)	11	0	2	2	8	23
Anatoli Semenov (1996-97)	25	2	4	6	2	93
Eddie Shack (1970-71—1971-72)	106	36	31	67	127	23
Darrin Shannon (1988-89—1991-92)	55	10	14	24	16	16, 26
Darryl Shannon (1995-96—1996-97)	108	6	25	31	132	8, 29
Ray Sheppard (1987-88—1989-90)	159	64	50	114	29	23
Steve Shields (1995-96—1996-97)	15	0	0	0	6	31
Todd Simon (1993-94)	15	0	1	1	0	17
Craig Simpson (1993-94—1994-95)	45	12	15	27	34	17, 22
Richard Smehlik (1992-93—1994-95; 1996-97)	265	33	80	113	217	42
Al Smith (1975-76—1976-77)	21	0	0	0	0	31
Derek Smith (1976-77—1981-82)	244	65	98	163	38	16, 17, 19, 26
Doug Smith (1985-86—1987-88)	162	35	54	89	296	15
Floyd Smith (1970-71—1971-72)	83	6	12	18	48	17
Steve Smith (1988-89)	3	0	0	0	0	24
Dave Snuggerrud (1989-90—1991-92)	215	26	46	72	109	18
Brian Spencer (1973-74—1976-77)	240	42	72	114	206	21
Bill Stewart (1977-78—1978-79)	81	3	17	20	116	3
Fred Stanfield (1974-75—1977-78)	248	42	73	115	16	17, 19
Robb Stauber (1994-95)	6	0	0	0	0	35
Kai Suikkanen (1981-82—1982-83)	2	0	0	0	0	20, 23
Ken Sutton (1990-91—1994-95)	232	18	60	78	223	41
Petr Svoboda (1991-92—1994-95)	139	5	49	54	260	7
Bob Sweeney (1992-93—1994-95)	185	37	44	81	230	20, 33
Jean-Guy Talbot (1970-71)	57	0	7	7	36	24
Tony Tanti (1990-91—1991-92)	80	16	23	39	106	19
Paul Terbenche (1970-71—1973-74)	118	2	19	21	20	3, 18, 23
Scott Thomas (1992-93—1993-94)	39	3	3	6	23	21
Alex Tidey (1976-77—1977-78)	3	0	0	0	0	19, 26
Morris Titanic (1974-75—1975-76)	19	0	0	0	0	19
Doug Trapp (1986-87)	2	0	0	0	0	19
Andrei Trefilov (1995-96—1996-97)	25	0	0	0	4	30
Denis Tsygurov (1993-94—1994-95)	12	0	0	0	12	29
John Tucker (1983-84—1990-91)	345	116	154	270	142	7
Pierre Turgeon (1987-88—1991-92)	322	122	201	323	119	77
Rick Vaive (1988-89—1991-92)	190	74	62	136	226	12, 22
John Van Boxmeer (1979-80—1982-83)	294	49	166	215	239	4, 5
Vaclav Varada (1995-96—1996-97)	6	0	0	0	2	25, 9
Claude Verret (1983-84—1984-85)	14	2	5	7	2	21
Hannu Virta (1981-82—1985-86)	245	25	101	126	66	3, 23
Darcy Wakaluk (1988-89; 1990-91)	22	0	0	0	2	35
Jim Walsh (1981-82)	4	0	1	1	4	28
Dixon Ward (1995-96—1996-97)	87	15	34	49	42	15
Jim Watson (1970-71—1971-72)	144	4	15	19	248	2
Jay Wells (1989-90—1991-92)	85	3	12	15	243	24
Jim Wiemer (1983-84—1984-85)	74	8	17	25	52	19
Mike Wilson (1995-96—1996-97)	135	6	17	23	92	4, 34
Randy Wood (1991-92—1993-94)	236	60	57	117	213	19, 15
Randy Wyrozub (1970-71—1973-74)	100	8	10	18	10	14, 16, 24, 26
Rod Zaine (1971-72)	24	2	1	3	4	14, 22
Alexei Zhitnik (1994-95—1996-97)	181	15	63	78	187	44, 4

Any player who took part in at least one Sabres' regular season game in his career is listed. Eight players dressed but never played a game for Buffalo: #27 - Tim Regan (1973-74), #31 - Jim Weaver (1978-79), #30 - Jari Paavola (1981-82), #35 - Mike Craig (1984-85), #34 - Kenton Rein (1987-88), #33 - Bill Pye (1992-93), #30 - Markus Ketterer (1993-94 & 1994-95), and #68 - Scott Buhler (1996-97). Michel Deziel is the only Sabre to have played in a playoff game without participating in a regular season game.

# ALL-TIME GOALTENDERS' STATISTICS

GOALIE	GP	MINS	GA	SO	AVG.	W	L	T
Dominik Hasek	253	14657	583	19	2.39	119	94	33
Gerry Desjardins	116	6802	319	5	2.81	66	30	18
Don Edwards	307	17969	869	14	2.90	156	83	61
Steve Shields	15	864	43	0	2.99	4	8	2
Dave Dryden	120	6440	328	5	3.06	43	45	20
Bob Sauve	246	14063	752	7	3.20	113	76	39
Gary Bromley	63	2334	184	4	3.20	29	17	14
Roger Crozier	202	10980	591	10	3.23	74	76	29
Tom Barrasso	266	15463	843	13	3.28	124	102	28
Tom Draper	37	2067	116	1	3.37	15	15	5
Al Smith	21	1105	62	0	3.37	9	6	2
Clint Malarchuk	102	5692	323	2	3.40	39	39	16
Daren Puppa	215	11763	668	5	3.41	96	68	28
Rocky Farr	19	722	42	0	3.49	2	6	8
John Blue	5	255	15	0	3.53	2	2	0
Andrei Trefilov	25	1253	74	0	3.54	8	10	1
Darcy Wakaluk	22	844	50	0	3.55	5	8	3
Grant Fuhr	64	3600	216	2	3.60	25	29	5
Paul Harrison	6	229	14	0	3.67	2	1	1
Joe Daley	38	2073	128	1	3.70	12	16	8
Jacques Cloutier	144	7452	459	1	3.70	50	58	15
Robb Stauber	6	317	20	0	3.79	2	3	0
Phil Myre	5	300	21	0	4.20	3	2	0
David Littman	2	96	7	0	4.37	0	1	0
Martin Biron	3	119	10	0	5.04	0	2	0
Randy Ireland	2	30	3	0	6.00	0	0	0
Darren Eliot	2	67	7	0	6.27	0	0	0



# ONE-SEASON LEADERS

## SABRES' ONE-SEASON LEADERS

### Most Goals in a Season

Alexander Mogilny - 1992-93 - 76  
Danny Gare - 1979-80 - 56  
Pat LaFontaine - 1992-93 - 53  
Rick Martin - 1973-74 - 52  
Rick Martin - 1974-75 - 52  
Danny Gare - 1975-76 - 50  
Rick Martin - 1975-76 - 49  
Pat LaFontaine - 1991-92 - 46  
Danny Gare - 1980-81 - 46  
Rick Martin - 1979-80 - 45

### Most Points in a Season

Pat LaFontaine - 1992-93 - 148  
Alexander Mogilny - 1992-93 - 127  
Gil Perreault - 1975-76 - 113  
Gil Perreault - 1979-80 - 106  
Pierre Turgeon - 1989-90 - 106  
Rene Robert - 1974-75 - 100  
Dale Hawerchuk - 1991-92 - 98  
Dale Hawerchuk - 1992-93 - 96  
Gil Perreault - 1974-75 - 96  
Rick Martin - 1974-75 - 95  
Gil Perreault - 1976-77 - 95

### Best Plus/Minus in a Season (40 GP)

Don Luce - 1974-75 - +61  
Jim Schoenfeld - 1979-80 - +60  
Craig Ramsay - 1974-75 - +51  
Danny Gare - 1979-80 - +49  
Bill Hajt - 1974-75 - +47  
Jocelyn Guevremont - 1975-76 - +47  
Craig Ramsay - 1975-76 - +44  
Jerry Korab - 1974-75 - +41  
Danny Gare - 1974-75 - +40  
Jim Schoenfeld - 1975-76 - +40  
Tony McKegney - 1979-80 - +40  
John Van Boxmeer - 1979-80 - +40

### Most Shots in a Season

Alexander Mogilny - 1992-93 - 360  
Dave Andreychuk - 1991-92 - 337  
Rick Martin - 1975-76 - 327  
Rick Martin - 1973-74 - 320  
Pat LaFontaine - 1992-93 - 306  
Danny Gare - 1975-76 - 303  
Rick Martin - 1974-75 - 301  
Rick Martin - 1972-73 - 299  
Danny Gare - 1974-75 - 274  
Rene Robert - 1975-76 - 273

### Most Short-Handed Goals in a Season

Don Luce - 1974-75 - 8  
Craig Ramsay - 1974-75 - 7  
MICHAEL PECA - 1996-97 - 6  
Wayne Presley - 1994-95 - 5  
Wayne Presley - 1993-94 - 5  
Craig Ramsay - 1977-78 - 5  
Dave Snuggerud - 1990-91 - 4  
Don Luce - 1980-81 - 4  
Several tied at three each

### Most Assists in a Season

Pat LaFontaine - 1992-93 - 95  
Dale Hawerchuk - 1992-93 - 80  
Dale Hawerchuk - 1991-92 - 75  
Gil Perreault - 1975-76 - 69  
Gil Perreault - 1979-80 - 66  
Pierre Turgeon - 1989-90 - 66  
Rene Robert - 1974-75 - 60  
Phil Housley - 1989-90 - 60  
Gil Perreault - 1972-73 - 60  
Gil Perreault - 1983-84 - 59

### Most Penalty Minutes in a Season

Rob Ray - 1991-92 - 354  
Rob Ray - 1990-91 - 348  
Matthew Barnaby - 1995-96 - 335  
Mike Hartman - 1988-89 - 316  
Brad May - 1991-92 - 309  
Brad May - 1995-96 - 295  
Gord Donnelly - 1991-92 - 295  
Rob Ray - 1995-96 - 287  
ROB RAY - 1996-97 - 286  
Rob Ray - 1993-94 - 274

### Most Power Play Goals in a Season

Dave Andreychuk - 1991-92 - 28  
Alexander Mogilny - 1992-93 - 27  
Pat LaFontaine - 1991-92 - 23  
Rick Martin - 1974-75 - 21  
Pat LaFontaine - 1992-93 - 20  
Dave Andreychuk - 1992-93 - 20  
Pierre Turgeon - 1988-89 - 19  
Rick Martin - 1971-72 - 19  
Rick Martin - 1975-76 - 18  
Dave Andreychuk - 1989-90 - 18

### Most Game-Winning Goals in a Season

Alexander Mogilny - 1992-93 - 11  
Danny Gare - 1979-80 - 11  
Pierre Turgeon - 1989-90 - 10  
Gil Perreault - 1976-77 - 9  
Gil Perreault - 1974-75 - 8  
15 tied at 7 each

### Best Shooting Percentage (50+ GP)

Peter McNab - 1974-75 - 24.4  
Mikko Makela - 1990-91 - 24.2  
Yvon Lambert - 1981-82 - 23.1  
Craig Ramsay - 1978-79 - 23.0  
Kevin Maguire - 1988-89 - 22.9  
Pat LaFontaine - 1991-92 - 22.7  
Gil Perreault - 1979-80 - 22.2  
Ray Sheppard - 1987-88 - 22.0  
Craig Ramsay - 1980-81 - 21.8  
Gil Perreault - 1977-78 - 21.4  
Ric Seiling - 1980-81 - 21.4

# ONE-SEASON LEADERS

## SABRES' ONE-SEASON LEADERS

### Best Save Percentage (25+ GP)

DOMINIK HASEK - 1996-97 - .930  
Dominik Hasek - 1994-95 - .930  
Dominik Hasek - 1993-94 - .930  
Dominik Hasek - 1995-96 - .920  
Dave Dryden - 1972-73 - .908  
Don Edwards - 1977-78 - .906  
Roger Crozier - 1972-73 - .905  
Daren Puppa - 1989-90 - .903  
Clint Malarchuk - 1989-90 - .903  
Roger Crozier - 1971-72 - .902

### Most Hat Tricks in a Season

Rick Martin - 1975-76 - 7  
Alexander Mogilny - 1992-93 - 7  
Rick Martin - 1972-73 - 4  
Gil Perreault - 1977-78 - 4  
Pat LaFontaine - 1991-92 - 4  
Gil Perreault - 1974-75 - 3  
Danny Gare - 1975-76 - 3  
Rene Robert - 1976-77 - 3  
Dave Andreychuk - 1987-88 - 3  
Eddie Shack - 1970-71 - 3

### Most Games by a Goalie

Don Edwards - 1977-78 - 72  
DOMINIK HASEK - 1996-97 - 67  
Roger Crozier - 1971-72 - 63  
Don Edwards - 1981-82 - 62  
Tom Barrasso - 1985-86 - 60  
Dominik Hasek - 1995-96 - 59  
Dominik Hasek - 1993-94 - 58  
Daren Puppa - 1989-90 - 56  
Gerry Desjardins - 1975-76 - 55  
54 - four times

### Most Wins by a Goalie

Don Edwards - 1977-78 - 38  
DOMINIK HASEK - 1996-97 - 37  
Gerry Desjardins - 1976-77 - 31  
Daren Puppa - 1989-90 - 31  
Dominik Hasek - 1993-94 - 30  
Gerry Desjardins - 1975-76 - 29  
Tom Barrasso - 1985-86 - 29  
Don Edwards - 1979-80 - 27  
Gary Bromley - 1974-75 - 26  
Don Edwards - 1978-79 - 26  
Don Edwards - 1981-82 - 26  
Tom Barrasso - 1983-84 - 26

### Lowest Goals Against Ave. (25+ GP)

Dominik Hasek - 1993-94 - 1.95  
Dominik Hasek - 1994-95 - 2.11  
DOMINIK HASEK - 1996-97 - 2.27  
Bob Sauve - 1979-80 - 2.36  
Don Edwards - 1976-77 - 2.51  
Don Edwards - 1979-80 - 2.57  
Gerry Desjardins - 1976-77 - 2.63  
Don Edwards - 1977-78 - 2.64  
Clint Malarchuk - 1989-90 - 2.65  
Tom Barrasso - 1984-85 - 2.66

### Most Game-Tying Goals in a Season

Danny Gare - 1977-78 - 6  
Danny Gare - 1978-79 - 4  
Danny Gare - 1975-76 - 4  
Rick Martin - 1971-72 - 4  
Several players tied with 3 each

### Most Minutes by a Goalie

Don Edwards - 1977-78 - 4,209  
DOMINIK HASEK - 1996-97 - 4,037  
Roger Crozier - 1971-72 - 3,654  
Tom Barrasso - 1985-86 - 3,561  
Don Edwards - 1981-82 - 3,500  
Dominik Hasek - 1995-96 - 3,417  
Dominik Hasek - 1993-94 - 3,358  
Gerry Desjardins - 1975-76 - 3,280  
Tom Barrasso - 1984-85 - 3,248  
Daren Puppa - 1989-90 - 3,241

### Most Losses by a Goalie

Roger Crozier - 1971-72 - 34  
Dominik Hasek - 1995-96 - 30  
Tom Barrasso - 1985-86 - 24  
Don Edwards - 1981-82 - 23  
Tom Barrasso - 1986-87 - 23  
DOMINIK HASEK - 1996-97 - 20  
Dominik Hasek - 1993-94 - 20  
Bob Sauve - 1982-83 - 20  
Dave Dryden - 1973-74 - 20  
Roger Crozier - 1970-71 - 20





# ONE-SEASON LEADERS

## SABRES' ONE-SEASON LEADERS

### Most Shots Faced By A Goalie

Roger Crozier - 1971-72 - 2,190  
 DOMINIK HASEK - 1996-97 - 2,177  
 Dominik Hasek - 1995-96 - 2,011  
 Don Edwards - 1977-78 - 1,970  
 Tom Barrasso - 1985-86 - 1,778  
 Don Edwards - 1981-82 - 1,722  
 Tom Barrasso - 1987-88 - 1,658  
 Daren Puppa - 1989-90 - 1,610  
 Don Edwards - 1978-79 - 1,568  
 Dominik Hasek - 1993-94 - 1,552

### Most Assists by a Defenseman

Phil Housley - 1989-90 - 60  
 John Van Boxmeer - 1981-82 - 54  
 John Van Boxmeer - 1980-81 - 51  
 Phil Housley - 1986-87 - 46  
 Doug Bodger - 1992-93 - 45  
 Garry Galley - 1995-96 - 44  
 Jerry Korab - 1974-75 - 44  
 Phil Housley - 1988-89 - 44  
 Richie Dunn - 1980-81 - 42  
 Five players tied at 40

### Most Goals by a Rookie

Rick Martin - 1971-72 - 44  
 Gil Perreault - 1970-71 - 38  
 Ray Sheppard - 1987-88 - 38  
 Danny Gare - 1974-75 - 31  
 Donald Audette - 1991-92 - 31  
 John Tucker - 1984-85 - 22  
 Peter McNab - 1974-75 - 22  
 Christian Ruuttu - 1986-87 - 22  
 Derek Plante - 1993-94 - 21  
 Steve Atkinson - 1970-71 - 20

### Most Points by a Rookie

Rick Martin - 1971-72 - 74  
 Gil Perreault - 1970-71 - 72  
 Phil Housley - 1982-83 - 66  
 Ray Sheppard - 1987-88 - 65  
 Christian Ruuttu - 1986-87 - 65  
 Danny Gare - 1974-75 - 62  
 Derek Plante - 1993-94 - 56  
 J.F. Sauve - 1981-82 - 55  
 John Tucker - 1984-85 - 49  
 Donald Audette - 1991-92 - 48

### Most Goals by a Defenseman

Phil Housley - 1987-88 - 29  
 Phil Housley - 1988-89 - 26  
 Phil Housley - 1983-84 - 24  
 Phil Housley - 1986-87 - 21  
 Phil Housley - 1989-90 - 21  
 John Van Boxmeer - 1980-81 - 18  
 Richard Smehlik - 1993-94 - 14  
 John Van Boxmeer - 1981-82 - 14  
 Jerry Korab - 1976-77 - 14  
 Hannu Virta - 1982-83 - 13  
 Jerry Korab - 1975-76 - 13

### Most Points by a Defenseman

Phil Housley - 1989-90 - 81  
 Phil Housley - 1988-89 - 70  
 John Van Boxmeer - 1980-81 - 69  
 John Van Boxmeer - 1981-82 - 68  
 Phil Housley - 1986-87 - 67  
 Phil Housley - 1987-88 - 66  
 Phil Housley - 1983-84 - 64  
 Jerry Korab - 1974-75 - 56  
 Garry Galley - 1995-96 - 54  
 Doug Bodger - 1992-93 - 54

### Most Assists by a Rookie

Phil Housley - 1982-83 - 47  
 Christian Ruuttu - 1986-87 - 43  
 Calle Johansson - 1987-88 - 38  
 J.F. Sauve - 1981-82 - 36  
 Derek Plante - 1993-94 - 35  
 Gil Perreault - 1970-71 - 34  
 Danny Gare - 1974-75 - 31  
 Benoit Hogue - 1988-89 - 30  
 Rick Martin - 1971-72 - 30  
 Pierre Turgeon - 1987-88 - 28  
 Alexander Mogilny - 1989-90 - 28

### Most Penalty Minutes by a Rookie

Brad May - 1991-92 - 309  
 Jim Schoenfeld - 1972-73 - 178  
 Doug Barrie - 1970-71 - 168  
 Kevin Maguire - 1987-88 - 162  
 Benoit Hogue - 1988-89 - 120  
 Bob Halkidis - 1985-86 - 115  
 Steve Dykstra - 1985-86 - 108  
 Matthew Barnaby - 1993-94 - 106  
 Bob Boughner - 1995-96 - 104  
 Bill Stewart - 1978-79 - 101

# YEARLY LEADERS

YEAR	GOALS	ASSISTS	POINTS
1970-71	Perreault (38)	Goyette (46)	Perreault (72)
1971-72	Martin (44)	Perreault (48)	Martin & Perreault (74)
1972-73	Robert (40)	Perreault (60)	Perreault (88)
1973-74	Martin (52)	Robert (44)	Martin (86)
1974-75	Martin (52)	Robert (60)	Robert (100)
1975-76	Gare (50)	Perreault (69)	Perreault (113)
1976-77	Perreault (39)	Perreault (56)	Perreault (95)
1977-78	Perreault (41)	Perreault & Robert (48)	Perreault (89)
1978-79	Martin (32)	Perreault (58)	Perreault (85)
1979-80	Gare (56)	Perreault (66)	Perreault (106)
1980-81	Gare (46)	Van Boxmeer (51)	Gare (85)
1981-82	Perreault (31)	Van Boxmeer (54)	Perreault (73)
1982-83	McKegney (36)	Housley (47)	Perreault (76)
1983-84	Andreychuk (38)	Perreault (59)	Perreault (90)
1984-85	Andreychuk (31)	Perreault (53)	Perreault (83)
1985-86	Foligno (41)	Andreychuk (51)	Andreychuk (87)
1986-87	Foligno (30)	Andreychuk (48)	Andreychuk (73)
1987-88	Sheppard (38)	Andreychuk (45)	Andreychuk (78)
1988-89	Turgeon (34)	Turgeon (54)	Turgeon (88)
1989-90	Andreychuk & Turgeon (40)	Turgeon (66)	Turgeon (106)
1990-91	Andreychuk (36)	Hawerchuk (58)	Hawerchuk (89)
1991-92	LaFontaine (46)	Hawerchuk (75)	Hawerchuk (98)
1992-93	Mogilny (76)	LaFontaine (95)	LaFontaine (148)
1993-94	Hawerchuk (35)	Hawerchuk (51)	Hawerchuk (86)
1994-95	Audette (24)	Mogilny (28)	Mogilny (47)
1995-96	LaFontaine (40)	LaFontaine (51)	LaFontaine (91)
1996-97	Audette (28)	Galley (34)	Plante (53)

YEAR	PENALTY MINUTES	PLUS-MINUS	GOALS-AGAINST AVE.
1970-71	Pratt (179)	Atkinson (+1)	Crozier (3.69)
1971-72	Hamilton (105)	Ramsay (+5)	Crozier (3.51)
1972-73	Schoenfeld (178)	Robert (+16)	Dryden (2.65)
1973-74	Carriere (103)	Ramsay (+17)	Dryden (2.97)
1974-75	Korab & Schoenfeld (184)	Luce (+61)	Bromley (3.10)
1975-76	Gare (129)	Guevremont (+47)	Desjardins (2.95)
1976-77	Korab (120)	Hajt (+39)	Edwards (2.51)
1977-78	Korab (119)	Hajt (+36)	Edwards (2.64)
1978-79	Korab (104)	Ramsay (+21)	Edwards (3.02)
1979-80	Playfair (145)	Schoenfeld (+60)	Sauve (2.36)
1980-81	Playfair (169)	Ramsay (+39)	Edwards (2.96)
1981-82	Playfair (258)	Van Boxmeer (+23)	Edwards (3.51)
1982-83	Playfair (180)	Ramsay (+19)	Sauve (3.45)
1983-84	Playfair (209)	Foligno (+32)	Barrasso (2.84)
1984-85	Playfair (157)	Hajt (+32)	Barrasso (2.66)
1985-86	Foligno (168)	Foligno (+25)	Barrasso (3.61)
1986-87	Dykstra (179)	Foligno (+13)	Barrasso (3.65)
1987-88	Foligno (220)	Johansson (+12)	Barrasso (3.31)
1988-89	Hartman (316)	Ruuttu (+13)	Puppa (3.36)
1989-90	Hartman (211)	Ramsay (+21)	Puppa (2.89)
1990-91	Ray (348)	Four Players (+14)	Malarchuk (3.35)
1991-92	Ray (354)	LaFontaine (+10)	Draper (3.21)
1992-93	May (242)	Bodger (+14)	Hasek (3.15)
1993-94	Ray (274)	Muni (+28)	Hasek (1.95)
1994-95	Ray (173)	Khmylev (+8)	Hasek (2.11)
1995-96	Barnaby (335)	Wilson (+13)	Hasek (2.83)
1996-97	Ray (286)	Peca (+26)	Hasek (2.27)





# SABRES' CAREER LEADERS

Games Played	Tot.
Gil Perreault	1191
Craig Ramsay	1070
Mike Ramsey	911
Bill Hajt	854
Don Luce	766
Dave Andreychuk	763
Rick Martin	681
Ric Seiling	664
Mike Foligno	662
Lindy Ruff	608
Phil Housley	608

Assists	Tot.
Gil Perreault	814
Dave Andreychuk	423
Craig Ramsay	420
Phil Housley	380
Rene Robert	330
Rick Martin	313
Don Luce	310
Dale Hawerchuk	275
Mike Foligno	264
Mike Ramsey	256

Penalty Minutes	Tot.
Rob Ray	2,032
Mike Foligno	1,450
Larry Playfair	1,390
Brad May	1,210
Lindy Ruff	1,126
Jim Schoenfeld	1,025
Mike Ramsey	924
Mike Hartman	890
Jerry Korab	870
Matthew Barnaby	816

Game-Winning Goals	Tot.
Gil Perreault	81
Rick Martin	47
Mike Foligno	43
Danny Gare	35
Dave Andreychuk	34
Rene Robert	32
Craig Ramsay	32
Don Luce	30
Alexander Mogilny	29
Jim Lorentz	25

Goals	Tot.
Gil Perreault	512
Rick Martin	382
Dave Andreychuk	348
Danny Gare	267
Craig Ramsay	252
Mike Foligno	247
Rene Robert	222
Don Luce	216
Alexander Mogilny	211
Phil Housley	178

Points	Tot.
Gil Perreault	1326
Dave Andreychuk	771
Rick Martin	695
Craig Ramsay	672
Phil Housley	558
Rene Robert	552
Don Luce	526
Mike Foligno	511
Danny Gare	500
Alexander Mogilny	444

Power Play Goals	Tot.
Dave Andreychuk	153
Gil Perreault	128
Rick Martin	112
Alexander Mogilny	78
Danny Gare	66
Pat LaFontaine	66
Phil Housley	61
Mike Foligno	61
Pierre Turgeon	57
Donald Audette	54

Hat Tricks	Tot.
Rick Martin	21
Gil Perreault	18
Alexander Mogilny	10
Danny Gare	10
Dave Andreychuk	8
Pat LaFontaine	6
Mike Foligno	5
Rene Robert	5
Andre Savard	4
Four tied at 3	



# SABRES' CAREER LEADERS

Short-Handed Goals	Tot.
Craig Ramsay	27
Don Luce	21
Wayne Presley	11
Michael Peca	9
Ric Seiling	9
Dave Hannan	8
Gil Perreault	8
Gilles Hamel	8
Christian Ruuttu	8
Bob Sweeney	8
Andre Savard	7

Shots	Tot.
Gil Perreault	2,837
Dave Andreychuk	2,223
Rick Martin	2,192
Phil Housley	1,610
Don Luce	1,562
Rene Robert	1,481
Danny Gare	1,480
Craig Ramsay	1,479
Mike Foligno	1,438
Alexander Mogilny	1,333

Goalie Minutes	Total
Don Edwards	17,969
Tom Barrasso	15,463
Dominik Hasek	14,657
Bob Sauve	14,063
Daren Puppa	11,763
Roger Crozier	10,980
Jacques Cloutier	7,442
Gerry Desjardins	6,802
Dave Dryden	6,440
Clint Malarchuk	5,692

Shutouts	Tot.
Dominik Hasek	19
Don Edwards	14
Tom Barrasso	13
Roger Crozier	10
Bob Sauve	7
Daren Puppa	5
Dave Dryden	5
Gerry Desjardins	5
Gary Bromley	4
Grant Fuhr	2
Clint Malarchuk	2

Game-Tying Goals	Tot.
Danny Gare	21
Rick Martin	20
Gil Perreault	16
Craig Ramsay	15
Rene Robert	10
Don Luce	10
Mike Foligno	8
Dave Andreychuk	8
Gerry Meehan	7
Ric Seiling	6
Larry Playfair	6

Goalie Games	Tot.
Don Edwards	307
Tom Barrasso	266
Dominik Hasek	253
Bob Sauve	246
Daren Puppa	215
Roger Crozier	202
Jacques Cloutier	144
Dave Dryden	120
Gerry Desjardins	116
Clint Malarchuk	102

Goalie Wins	Tot.
Don Edwards	156
Tom Barrasso	124
Dominik Hasek	119
Bob Sauve	119
Daren Puppa	96
Roger Crozier	74
Gerry Desjardins	66
Jacques Cloutier	50
Dave Dryden	43
Clint Malarchuk	39

Goalie Win. Pct.	W	L	T	Pct.
Gerry Desjardins	66	30	18	.658
Don Edwards	156	83	61	.622
Gary Bromley	29	17	14	.600
Bob Sauve	113	76	39	.581
Daren Puppa	96	68	28	.573
Dominik Hasek	119	94	33	.551
Tom Barrasso	124	102	28	.543
Clint Malarchuk	39	39	16	.500
Tom Draper	15	15	5	.500
Roger Crozier	74	76	29	.494

(Minimum 25 games played)





## INDIVIDUAL RECORDS

### OVERALL

**Most Games Played:**  
**Most Goals:**  
**Most Assists:**  
**Most Points:**  
**Most Penalty Minutes:**  
**Most Hat Tricks:**  
**Most PPG:**  
**Most SHG:**  
**Most GWG:**  
**Most GTG:**  
**Most Shots:**

### ONE SEASON

84 - Four players  
 76 - Alexander Mogilny (92-93)  
 95 - Pat LaFontaine (92-93)  
 148 - LaFontaine (92-93)  
 354 - Rob Ray (91-92)  
 7 - Two players  
 28 - Dave Andreychuk (91-92)  
 8 - Don Luce (74-75)  
 11 - Two players  
 6 - Danny Gare (77-78)  
 360 - Alexander Mogilny (92-93)

### CAREER

1191 - Gil Perreault  
 512 - Gil Perreault  
 814 - Gil Perreault  
 1326 - Gil Perreault  
 2032 - Rob Ray  
 21 - Rick Martin  
 153 - Dave Andreychuk  
 27 - Craig Ramsay  
 81 - Gil Perreault  
 21 - Danny Gare  
 2837 - Gil Perreault

### LEFT WINGS

**Most Games Played:**  
**Most Goals:**  
**Most Assists:**  
**Most Points:**  
**Most Penalty Minutes:**

84 - Randy Wood & Brad May (93-94)  
 52 - Rick Martin (twice)  
 51 - Dave Andreychuk (85-86)  
 95 - Rick Martin (74-75)  
 354 - Rob Ray (91-92)

### CENTERS

**Most Games Played:**  
**Most Goals:**  
**Most Assists:**  
**Most Points:**  
**Most Penalty Minutes:**

84 - Pat LaFontaine (92-93)  
 53 - Pat LaFontaine (92-93)  
 95 - Pat LaFontaine (92-93)  
 148 - Pat LaFontaine (92-93)  
 120 - Benoit Hogue (88-89)

### RIGHT WINGS

**Most Games Played:**  
**Most Goals:**  
**Most Assists:**  
**Most Points:**  
**Most Penalty Minutes:**

81 - Jason Dawe (96-97)  
 76 - Alexander Mogilny (92-93)  
 60 - Rene Robert (74-75)  
 127 - Alexander Mogilny (92-93)  
 335 - Matthew Barnaby (95-96)

### DEFENSEMEN

**Most Games Played:**  
**Most Goals:**  
**Most Assists:**  
**Most Points:**  
**Most Penalty Minutes:**

84 - Richard Smehlik (93-94)  
 29 - Phil Housley (87-88)  
 60 - Phil Housley (89-90)  
 81 - Phil Housley (89-90)  
 258 - Larry Playfair (81-82)

### GOALIES

**Most Games Played:**  
**Most Minutes Played:**  
**Most Wins:**  
**Most Losses:**  
**Most Shutouts:**  
**Most Penalty Minutes:**  
**Most Assists:**  
**Lowest GAA:**

72 - Don Edwards (77-78)  
 4209 - Don Edwards (77-78)  
 38 - Don Edwards (77-78)  
 34 - Roger Crozier (71-72)  
 7 - Dominik Hasek (93-94)  
 50 - Tom Barrasso (87-88)  
 6 - Tom Barrasso (84-85)  
 1.95 - Dominik Hasek (93-94)

1070 - Craig Ramsay  
 382 - Rick Martin  
 423 - Dave Andreychuk  
 771 - Dave Andreychuk  
 2032 - Rob Ray  
 1191 - Gil Perreault  
 512 - Gil Perreault  
 814 - Gil Perreault  
 1326 - Gil Perreault  
 500 - Gil Perreault

664 - Ric Seiling  
 267 - Danny Gare  
 330 - Rene Robert  
 552 - Rene Robert  
 1450 - Mike Foligno  
 911 - Mike Ramsey  
 156 - Phil Housley  
 334 - Phil Housley  
 490 - Phil Housley  
 1390 - Larry Playfair  
 307 - Don Edwards  
 17969 - Don Edwards  
 156 - Don Edwards  
 102 - Tom Barrasso  
 19 - Dominik Hasek  
 182 - Tom Barrasso  
 17 - Tom Barrasso  
 2.39 - Dominik Hasek

## INDIVIDUAL RECORDS

### SINGLE GAME

**Most Goals:** 5 - Dave Andreychuk at Boston, Feb. 6, 1986.  
**Most Goals by a Defenseman:** 3 - Phil Housley vs. New Jersey, Jan. 22, 1988 and vs. Winnipeg, Jan. 23, 1983; Hannu Virta at Montreal, Mar. 19, 1983; Jim Schoenfeld at Winnipeg, Mar. 13, 1981; John Van Boxmeer at N.Y. Islanders, Nov. 7, 1981; Jerry Korab vs. Minnesota, Nov. 19, 1978.  
**Most Assists:** 5 - Gil Perreault vs. Winnipeg Jan. 4, 1984, vs. St. Louis Mar. 9, 1980, at California, Feb. 1, 1976; Dale Hawerchuk Jan. 15, 1992 at New Jersey; Pat LaFontaine at Winnipeg Feb. 10, 1993, vs. N.Y. Rangers Dec. 31, 1992, at Los Angeles Mar. 19, 1992.  
**Most Assists by a Defenseman:** 4 - Bill Hajt vs. N.Y. Rangers, Nov. 13, 1976; Phil Housley at Quebec, Dec. 23, 1989.  
**Most Points:** 7 - Gil Perreault at California, Feb. 1, 1976.  
**Most Points by a Defenseman:** 5 - John Van Boxmeer at N.Y. Islanders, Nov. 7, 1981; Phil Housley at Quebec, Dec. 23, 1989.  
**Most Penalty Minutes:** 39 - Reg Fleming vs. Pittsburgh, Oct. 18, 1970.  
**Most Shots on Goal:** 12 - Alexander Mogilny at St. Louis, Mar. 16, 1993; Dave Andreychuk vs. Hartford, Nov. 13, 1992; Ken Priestlay vs. N.Y. Rangers, Mar. 4, 1988; Mike Foligno vs. Hartford, Mar. 3, 1982; Jim Schoenfeld vs. Toronto, Dec. 10, 1978; Rene Robert vs. Boston, Apr. 1, 1976.  
**Most Saves:** 64 - Joe Daley at Boston, Dec. 10, 1970.  
**Fewest Saves in Complete Game:** 7 - Al Smith vs. Kansas City, Mar. 21, 1976.  
**Most Saves in a Shutout:** 38 - Gerry Desjardins vs. St. Louis, Nov. 10, 1976  
**Fewest Saves in a Shutout:** 14 - Gary Bromley vs. Minnesota, Dec. 8, 1974; Don Edwards vs. Detroit, Dec. 10, 1979; Tom Barrasso vs. Winnipeg, Dec. 28, 1984; Tom Barrasso vs. Hartford, Jan. 19, 1985; Tom Barrasso vs. Hartford, Apr. 5, 1987.

### CAREER

**Most Seasons:** Gil Perreault - 17 (1970-71 to 1986-87)  
**Most Consecutive Games Played:** 776 - Craig Ramsay, Mar. 27, 1973 to Feb. 10, 1983.  
**Most 20-Goal Seasons:** 15 - Gil Perreault.  
**Most 30-Goal Seasons:** 10 - Gil Perreault.  
**Most 40-Goal Seasons:** 5 - Rick Martin.  
**Most 50-Goal Seasons:** 2 - Danny Gare and Rick Martin.  
**Most Consecutive 20-Goal Seasons:** 12 - Gil Perreault (1974-75 to 1985-86).  
**Most Consecutive 30-Goal Seasons:** 6 - Rick Martin (1971-72 to 1976-77).  
**Most Consecutive 40-Goal Seasons:** 3 - Rick Martin (1973-74 to 1975-76).  
**Most Consecutive 50-Goal Seasons:** 2 - Rick Martin (1973-74 to 1974-75).



## CAREER POINT LEADERS AGAINST SABRES

### REGULAR SEASON

Name	Total	Name	Total	Name	Total
Ray Bourque	109	Pat Verbeek	54	Doug Gilmour	36
x - Michel Goulet	100	x - Bobby Smith	53	x - Steve Kasper	36
x - Peter Stastny	92	Joe Mullen	51	x - Sylvain Turgeon	36
Ron Francis	90	Dave Babych	49	Vincent Damphousse	34
Wayne Gretzky	82	Mike Gartner	49	x - Dale Hawerchuk	34
x - Guy Lafleur	74	Jari Kurri	49	x - Dave Taylor	34
x - Phil Esposito	69	x - Cam Neely	48	Dean Evason	33
x - Larry Robinson	69	Jaromir Jagr	47	x - John Ogrodnick	33
x - Marcel Dionne	68	x - Ryan Walter	45	Luc Robitaille	33
Kevin Dineen	66	Brian Bellows	44	Steve Thomas	33
Joe Sakic	64	Andrew Cassels	44	Shayne Corson	32
x - Bryan Trottier	63	Kirk Muller	43	Murray Craven	32
Mark Messier	62	Ray Ferraro	42	Petr Svoboda	32
x - Mario Lemieux	61	Chris Chelios	41	Glenn Anderson	31
x - Jean Ratelle	61	Geoff Courtnall	41	Jeff Brown	31
x - Denis Savard	61	Larry Murphy	41	Bob Carpenter	31
Steve Yzerman	61	Guy Carbonneau	40	Russ Courtnall	31
Stephane Richer	60	Bernie Nicholls	38	Geoff Sanderson	31
Dale Hunter	59	Paul Coffey	37		
Adam Oates	56	x - Keith Acton	36		
x - Barry Pederson	54	Neal Broten	36		

### PLAYOFFS

Name	G	A	PTS.
Ray Bourque - Boston	6	25	31
Rick Middleton - Boston	9	19	28
Barry Pederson - Boston	10	12	22
Stephane Richer - Mont., N.J.	13	6	19
Adam Oates - Boston	4	15	19
Cam Neely - Boston	11	6	17
Denis Potvin - N.Y. Islanders	5	12	17
Bryan Trottier - N.Y. Islanders	3	14	17
Guy Lafleur - Montreal	9	7	16
Peter Stastny - Quebec	1	14	15
Rod Brind'Amour - Philadelphia	6	8	14
Jacques Lemaire - Montreal	6	8	14
Pete Mahovlich - Montreal	4	10	14
Eric Lindros - Philadelphia	4	6	10
Eric Desjardins - Mont., Phi.	3	7	10

## OPPONENTS' ONE GAME RECORDS

**Most Goals by an Opposing Player:** 4 - Rosaire Paiement of Vancouver, Feb. 9, 1971; Bob Schmautz of Vancouver, Nov. 19, 1972; Phil Esposito of Boston, Jan. 14, 1973; Mark Napier of Montreal, Dec. 3, 1980; Wendel Clark of Toronto, Oct. 11, 1986; Joe Nieuwendyk of Calgary, Dec. 13, 1987; Joe Sakic of Quebec, Apr. 14, 1992; Brian Bellows of Montreal, Feb. 27, 1993; Peter Bondra of Washington, Apr. 3, 1996; Jaroslav Svejkovsky of Washington, Apr. 13, 1997.

**Most Assists by an Opposing Player:** 5 - Doug Gilmour of Calgary, Nov. 5, 1988.

**Most Points by an Opposing Player:** 6 - John Bucyk of Boston, Dec. 10, 1970 (two goals, four assists); Garry Unger of St. Louis, Mar. 13, 1971 (three goals, three assists); Bernie Nicholls of Los Angeles, Nov. 27, 1987 (three goals, three assists); Hakan Loob of Calgary, Mar. 12, 1988 (three goals, three assists); Kevin Dineen of Philadelphia, Apr. 15, 1993 (three goals, three assists).

**Most Saves in a Shutout by an Opposing Player:** 39 - Glenn Healy of N.Y. Islanders, Feb. 4, 1990 and Darcy Wakaluk of Minnesota, February 7, 1992.

**Least Saves in a Shutout by an Opposing Player:** 14 - Phil Myre of Montreal, Oct. 15, 1970.





# TEAM GAME RECORDS

**Most Goals For:** 14 (14-4 vs. Toronto on Mar. 19, 1981; 14-2 vs. Washington on Dec. 21, 1975)  
**Most Goals Against:** 11 (11-2 at Montreal on Nov. 7, 1970)  
**Most Goals - Buffalo and Opponent:** 18 (14-4 win vs. Toronto on Mar. 19, 1981)  
**Greatest Winning Margin:** 12 (14-2 win vs. Washington on Dec. 21, 1975)  
**Greatest Losing Margin:** 9 (9-0 loss at Hartford on Dec. 6, 1988; 9-0 loss at Calgary on Nov. 5, 1988; 9-0 loss at Boston on Dec. 22, 1987; 9-0 loss at Montreal on Oct. 10, 1981; 9-0 loss at St. Louis on Mar. 13, 1971; 11-2 loss at Montreal on Nov. 7, 1970.)  
**Highest Tie Score:** 8-8 (at New Jersey on Jan. 15, 1992)  
**Lowest Tie Score:** 0-0 (at Colorado on Nov. 2, 1996; at New Jersey on Dec. 23, 1996; vs. Montreal on Oct. 15, 1986; at Quebec on Feb. 5, 1983; at Chicago on Oct. 31, 1979; vs. California on Nov. 9, 1972)  
**Most Buffalo Shots on Goal:** 58 (vs. Kansas City on Feb. 2, 1975)  
**Fewest Buffalo Shots on Goal:** 12 (at Washington on Mar. 21, 1997; vs. Calgary on Nov. 9, 1988)  
**Most Shots on Goal by Opponents:** 72 (at Boston on Dec. 10, 1970)  
**Fewest Shots on Goal by Opponents:** 8 (vs. Kansas City on Mar. 21, 1976)  
**Most Shots on Goal by Sabres and Opponents Combined:** 100 (vs. Boston, Dec. 10, 1970)  
**Fewest Shots on Goal by Sabres and Opponents Combined:** 33 (vs. Boston, Oct. 15, 1983)  
**Greatest Margin of Shots on Goal Favoring the Sabres:** 37 (vs. Hartford, Mar. 3, 1982, 52-15)  
**Greatest Margin of Shots on Goal Favoring the Sabres' Opponents:** 44 (vs. Boston, Dec. 10, 1970, 72-28)  
**Most Buffalo Shots on Goal in One Period:** 26 (vs. Cleveland on Feb. 25, 1978)  
**Fewest Buffalo Shots on Goal in One Period:** 0 (at Montreal on Feb. 19, 1981)  
**Most Shots on Goal Allowed in One Period:** 30 (by Boston on Dec. 10, 1970)  
**Fewest Shots on Goal Allowed in One Period:** 0 (by Kansas City on Mar. 21, 1976)  
**Most Shots by Sabres and Opponents Combined in One Period:** 41 (vs. Kansas City, Feb. 2, 1975)  
**Least Shots by Sabres and Opponents Combined in One Period:** 5 (vs. Minnesota, Mar. 14, 1972; vs. Los Angeles, Dec. 23, 1972; vs. St. Louis, Jan. 13, 1974)  
**Most Shots by the Sabres in an Overtime Period:** 7 (vs. N.Y. Rangers, Nov. 21, 1990)  
**Most Shots by Opponents in an Overtime Period:** 10 (vs. New Jersey, Feb. 16, 1996)  
**Most Shots by Sabres and Opponents Combined in an Overtime Period:** 11 (vs. N.Y. Rangers, Nov. 21, 1990; vs. New Jersey, Feb. 16, 1996)  
**Most Buffalo Penalty Minutes:** 188 (at Minnesota on Mar. 31, 1992)  
**Most Penalty Minutes by Opponents:** 172 (at Minnesota on Mar. 31, 1992)  
**Most Penalty Minutes by Buffalo and Opponents:** 360 (Buffalo at Minnesota, Mar. 31, 1992)  
**Fastest Two Buffalo Goals by One Player:** :10 (Derek Plante vs. Los Angeles on Dec. 20, 1996; Danny Gare at Washington on Nov. 8, 1980)  
**Fastest Two Goals Against by One Player:** :10 (Darryl Sittler at Toronto on Feb. 19, 1972.)  
**Fastest Three Buffalo Goals by One Player:** 3:49 (Don Luce at Washington on Dec. 22, 1974)  
**Fastest Three Goals Against by One Player:** 4:55 (Rick Kehoe at Pittsburgh on Mar. 10, 1976)  
**Fastest Two Buffalo Goals:** :04 (Lee Fogolin and Don Luce vs. California on Oct. 17, 1974)  
**Fastest Two Goals Against:** :07 (Larry DePalma and Dave Snuggerud at San Jose on Nov. 5, 1992; Marcel Dionne and Hartland Monahan of Los Angeles on Jan. 11, 1978; Jim Moxey and Wayne Merrick at California on Feb. 1, 1976)  
**Fastest Three Buffalo Goals:** :39 (Mar. 22, 1992 at Chicago)  
**Fastest Three Goals Against:** :34 (Danny Gare twice and Bob Manno at Detroit on Oct. 26, 1984)  
**Fastest Two Goals, Both Teams:** :04 (Marian Stastny and Dale McCourt at Quebec on Jan. 2, 1982)  
**Fastest Three Goals, Both Teams:** :18 (Jim Moxey, Wayne Merrick and Danny Gare at California on Feb. 1, 1976)  
**Fastest Buffalo Goal from Opening Face-off:** :05 (Alexander Mogilny vs. Toronto, Dec. 21, 1991)  
**Fastest Opponents' Goal from Opening Face-Off:** :09 (Jim Wiemer of N.Y. Rangers on Mar. 27, 1985; Yvon Cournoyer at Montreal on Dec. 22, 1973)  
**Fastest Buffalo Goal from Start of A Period:** :05 (Alexander Mogilny vs. Toronto, Dec. 21, 1991)  
**Fastest Two Goals from Start of A Period:** :31 (Rene Robert and Rick Martin at N.Y. Rangers on Jan. 10, 1974)  
**Fastest Goal by Rookie from Start of First NHL Game:** :18 (Danny Gare vs. Boston on Oct. 10, 1974)  
**Most Buffalo Goals in One Period:** 9 (vs. Toronto on Mar. 19, 1981)  
**Most Goals Allowed by Buffalo in One Period:** 7 (at Montreal on November 7, 1970)  
**Most Goals, Buffalo and Opponent, in One Period:** 12 (Buffalo, 9, and Toronto, 3, on Mar. 19, 1981)  
**Most Buffalo Points in One Game:** 40 (vs. Washington on Dec. 21, 1975)  
**Most Buffalo Points in One Period:** 23 (vs. Toronto on Mar. 19, 1981 and vs. Washington on Dec. 21, 1975)  
**Most Points, Buffalo and Opponent, in One Period:** 31 (Buffalo, 23, and Toronto, 8, on Mar. 19, 1981)

# INDIVIDUAL RECORDS

**Most Goals by a Rookie:** 44 - Rick Martin (1971-72)  
**Most Assists by a Rookie:** 47 - Phil Housley (1982-83)  
**Most Points by a Rookie:** 74 - Rick Martin (1971-72)  
**Most Penalty Minutes by a Rookie:** 309 - Brad May (1991-92)  
**Most Consecutive Goal-Scoring Games:** 8 - Alexander Mogilny, Dec. 15, 1992 to Jan. 3, 1993 and Mike Foligno, Dec. 28, 1984 to Jan. 12, 1985.  
**Most Consecutive Assists-Scoring Games:** 11 - Gil Perreault, Dec. 23, 1984 to Jan. 13, 1985.  
**Most Point-Scoring Games in Succession:** 18 - Gil Perreault, 1971-72.  
**Highest Plus-Minus Rating:** +61 - Don Luce (1974-75)  
**Highest Shooting Percentage (50 or more games):** 24.4 - Peter McNab, 1974-75.

## Sabre Fact

### SABRES ON NEW YEAR'S EVE

Dec. 31...	OPPONENT	PLACE	SCORE
1971	Pittsburgh	Pittsburgh	T 3-3
1972	Chicago	Chicago	L 4-2
1973	Detroit	Detroit	W 6-5
1977	NY Rangers	New York	T 2-2
1978	Boston	Buffalo	L 7-3
1979	Winnipeg	Buffalo	W 6-2
1980	Los Angeles	Buffalo	L 5-2
1981	Minnesota	Buffalo	W 4-2
1982	NY Islanders	Buffalo	W 5-1
1983	NY Rangers	Buffalo	L 3-2
1984	New Jersey	Buffalo	W 6-4
1985	Boston	Buffalo	T 6-6
1986	Chicago	Buffalo	W 5-2
1987	Boston	Buffalo	L 2-0
1988	Philadelphia	Buffalo	L 3-2
1989	NY Islanders	Buffalo	L 4-2
1990	Philadelphia	Buffalo	W 5-2
1991	St. Louis	Buffalo	W 4-3
1992	NY Rangers	Buffalo	W 11-6
1993	NY Rangers	Buffalo	W 4-1
1995	NY Islanders	Buffalo	L 5-2
1996	New Jersey	Buffalo	W 6-5

*The Sabres are 11-8-3 in New Year's Eve games (10-7-1 at home and 1-1-2 on the road).*





# TEAM SEASON RECORDS

CATEGORY		OVERALL	HOME	AWAY
Points	• Most	113 (74-75)	63 (72-73)	51 (74-75)
	• Least	51 (71-72)	31 (71-72)	20 (71-72)
Wins	• Most	49 (74-75)	30 (72-73)	23 (83-84)
	• Least	16 (71-72)	11 (71-72)	5 (71-72)
Losses	• Most	44 (86-87)	19 (71-72)	26 (twice)
	• Least	16 (74-75)	5 (79-80)	10 (74-75)
Ties	• Most	21 (80-81)	12 (twice)	11 (72-73)
	• Least	6 (85-86)	1 (85-86)	1 (83-84)
Overtime Games	• Most	24 (90-91)	16 (90-91)	12 (92-93)
Overtime Wins	• Most	5 (twice)	2 (6 times)	3 (twice)
Overtime Losses	• Most	6 (95-96)	2 (7 times)	4 (twice)
Goals Scored	• Most	354 (74-75)	199 (74-75)	155 (74-75)
	• Least	203 (71-72)	110 (71-72)	93 (71-72)
Goals Against	• Most	308 (86-87)	147 (85-86)	168 (70-71)
	• Least	201 (79-80)	80 (72-73)	106 (79-80)
Shutouts	• Most	9 (93-94)	6 (72-73)	4 (three times)
Shutouts Against	• Most	10 (96-97)	3 (twice)	7 (96-97)
Non-Shutout Streak		178 (11-18-83 to 1-4-86)	340 (11-23-77 to 2-12-86)	106 (2-12-91 to 11-29-93)
Longest Win Streak		10 (1-4-84 to 1-23-84)	12 (twice)	10 (12-10-83 to 1-23-84)
Longest Unbeaten Streak		14 (3-6-80 to 4-6-80)	21 (10-8-72 to 1-7-73)	10 (12-10-83 to 1-23-84)
Longest Losing Streak		7 (3 times)	6 (twice)	7 (three times)
Longest Winless Streak		12 (11-23-91 to 12-20-91)	12 (1-27-91 to 3-10-91)	23 (10-30-71 to 2-19-72)
Longest Winning Streak at the Start of a Season:				8 (1975-76)
Longest Losing Streak at the Start of a Season:				2 (3 times)
Most Consecutive Ties:				4 (Four times)
Most Consecutive Ties at Home:				5 (1984-85)
Most Consecutive Ties on the Road:				4 (1981-82)
Most Consecutive Games Without A Tie:			33 (Nov. 17, 1972 - Feb. 1, 1973)	
Most Power Play Goals:				105 (91-92)
Least Power Play Goals:				43 (96-97)
Most Power Play Goals Against:				95 (87-88)
Least Power Play Goals Against:				31 (77-78)
Most Short-handed Goals:				21 (93-94)
Least Short-handed Goals:				1 (71-72)
Most Short-handed Goals Against:				17 (92-93)
Least Short-handed Goals Against:				3 (77-78)
Most Penalty Minutes:				2713 (91-92)
Least Penalty Minutes:				787 (73-74)
Most 20 Goal Scorers:				9 (74-75)
Most 30 Goal Scorers:				6 (74-75)
Most 40 Goal Scorers:				3 (79-80, 75-76)
Most 50 Goal Scorers:				2 (92-93)
Most 60 Goal Scorers:				1 (92-93)
Most 70 Goal Scorers:				1 (92-93)
Most 70 Point Scorers:				6 (Two times)
Most 80 Point Scorers:				4 (91-92)
Most 90 Point Scorers:				3 (Three times)
Most 100 Point Scorers:				2 (92-93)



# PENALTY SHOTS

## SABRES

November 5, 1970 at Buffalo - Paul Andrea unsuccessful vs. Vancouver's Dunc Wilson.  
 December 20, 1973 at Buffalo - John Gould unsuccessful vs. Montreal's Michel Plasse.  
 January 31, 1974 at Philadelphia - Rick Martin successful vs. Philadelphia's Bernie Parent.  
 January 25, 1975 at Montreal - Rick Martin successful vs. Montreal's Michel Laroque.  
 February 2, 1975 at Buffalo - Don Luce unsuccessful vs. Kansas City's Denis Herron.  
 October 19, 1975 at Buffalo - Don Luce unsuccessful vs. Washington's Ron Low.  
 February 4, 1976 at Los Angeles - Gil Perreault unsuccessful vs. Los Angeles' Rogie Vachon.  
 February 22, 1976 at Buffalo - Rene Robert unsuccessful vs. Montreal's Ken Dryden.  
 April 1, 1978 at Toronto - Gil Perreault unsuccessful vs. Toronto's Mike Palmateer.  
 December 19, 1982 at Buffalo - Brent Peterson unsuccessful vs. Quebec's Dan Bouchard.  
 November 25, 1983 at Buffalo - Gil Perreault successful vs. Chicago's Murray Bannerman.  
 January 14, 1984 at Detroit - Brent Peterson unsuccessful vs. Detroit's Greg Stefan.  
 October 31, 1984 at Buffalo - John Tucker successful vs. Philadelphia's Pelle Lindbergh.  
 December 26, 1984 at Buffalo - John Tucker unsuccessful vs. Toronto's Rick St. Croix.  
 November 22, 1986 at Quebec - Dave Andreychuk unsuccessful vs. Quebec's Clint Malarchuk.  
 November 15, 1987 at Buffalo - Christian Ruuttu unsuccessful vs. Toronto's Ken Wreggett.  
 \*April 9, 1988 at Buffalo - John Tucker successful vs. Boston's Andy Moog.  
 February 19, 1989 at Buffalo - Mike Foligno unsuccessful vs. Detroit's Glen Hanlon.  
 October 17, 1990 at Buffalo - Pierre Turgeon successful vs. Montreal's Patrick Roy.  
 October 12, 1991 at Quebec - Dave McLlwain unsuccessful vs. Quebec's Ron Tugnutt.  
 January 10, 1992 at Buffalo - Alexander Mogilny unsuccessful vs. Edmonton's Bill Ranford.  
 February 7, 1992 at Buffalo - Dave Andreychuk unsuccessful vs. Minnesota's Darcy Wakaluk.  
 November 11, 1992 at Buffalo - Brad May successful vs. Boston's Andy Moog.  
 November 29, 1992 at Ottawa - Pat LaFontaine successful vs. Ottawa's Peter Sidorkiewicz.  
 December 17, 1993 at Buffalo - Alexander Mogilny unsuccessful vs. Los Angeles' Robb Stauber.  
 January 11, 1994 at Chicago - Randy Wood successful vs. Chicago's Jeff Hackett.  
 February 10, 1994 at Boston - Wayne Presley successful vs. Boston's Vincent Riendeau.  
 October 22, 1995 at Buffalo - Dave Hannan unsuccessful vs. St. Louis' Grant Fuhr.  
 February 3, 1996 at Boston - Randy Burridge unsuccessful vs. Boston's Bill Ranford.  
 November 21, 1996 at Buffalo - Donald Audette unsuccessful vs. Toronto's Felix Potvin.

\* - indicates a playoff game

## OPPONENTS

October 20, 1971 at Toronto - Paul Henderson unsuccessful vs. Roger Crozier.  
 November 12, 1972 at Buffalo - Lowell McDonald of Pittsburgh unsuccessful vs. Roger Crozier.  
 March 9, 1973 at Vancouver - Andre Boudrias successful vs. Roger Crozier.  
 November 13, 1974 at Montreal - Steve Shutt unsuccessful vs. Gary Bromley.  
 December 5, 1974 at Buffalo - Tommy Williams of Washington unsuccessful vs. Gary Bromley.  
 January 23, 1975 at Buffalo - Pierre Jarry of Detroit unsuccessful vs. Roger Crozier.  
 February 22, 1981 at Buffalo - Steve Shutt of Montreal unsuccessful vs. Don Edwards.  
 December 17, 1981 at Philadelphia - Behn Wilson successful vs. Don Edwards.  
 March 29, 1983 at Hartford - Blaine Stoughton successful vs. Bob Sauve.  
 March 9, 1984 at Buffalo - Marcel Dionne of Los Angeles successful vs. Tom Barrasso.  
 January 5, 1985 at New York Islanders - Bryan Trottier unsuccessful vs. Tom Barrasso.  
 January 24, 1991 at Chicago - Dave Manson unsuccessful vs. Darcy Wakaluk.  
 January 29, 1992 at Detroit - Steve Yzerman successful vs. Daren Pappa.  
 March 4, 1992 at Quebec - Mats Sundin successful vs. Tom Draper.  
 March 8, 1992 at Buffalo - Marty McInnis of New York Islanders unsuccessful vs. Tom Draper.  
 March 17, 1992 at Minnesota - Ulf Dahlen unsuccessful vs. Daren Pappa.  
 March 10, 1993 at Quebec - Alexei Gusarov successful vs. Grant Fuhr.  
 March 8, 1995 at Montreal - Mark Recchi unsuccessful vs. Dominik Hasek.  
 March 23, 1996 at Pittsburgh - Mario Lemieux unsuccessful vs. Dominik Hasek.  
 February 27, 1997 at New Jersey - John MacLean successful vs. Dominik Hasek.  
 March 8, 1997 at Montreal - Vincent Damphousse unsuccessful vs. Dominik Hasek.  
 April 10, 1997 at Boston - Jason Allison unsuccessful vs. Dominik Hasek.  
 \*May 11, 1997 at Buffalo - Eric Lindros of Philadelphia successful vs. Steve Shields.

\* - indicates a playoff game





## REGULAR SEASON OVERTIME GOALS

Date	Opponent	Scorer	Score	Time
Oct. 26, 1983	@ Detroit	Steve Yzerman	6-5 Det	4:38
Nov. 16, 1983	@ Winnipeg	Mike Ramsey	6-5 Buf	0:17
Feb. 8, 1984	@ Pittsburgh	Dave Andreychuk	6-5 Buf	0:31
Feb. 17, 1984	Minnesota	Dave Andreychuk	5-4 Buf	1:31
Feb. 21, 1984	@ Philadelphia	Phil Housley	5-4 Buf	4:09
Mar. 11, 1984	Hartford	Mike Foligno	4-3 Buf	1:53
Oct. 13, 1984	@ Toronto	Jim Benning	4-3 Tor	2:41
Feb. 15, 1985	Montreal	Mats Naslund	4-3 Mtl	2:31
Mar. 24, 1985	Boston	Dave Reid	4-3 Bos	0:56
Nov. 30, 1985	@ Toronto	Steve Thomas	3-2 Tor	0:26
Jan. 17, 1986	Montreal	Gates Orlando	5-4 Buf	1:11
Mar. 11, 1986	@ St. Louis	Charlie Bourgeois	3-2 StL	2:04
Oct. 22, 1986	@ Pittsburgh	Randy Cunneyworth	5-4 Pit	2:30
Nov. 12, 1986	N.Y. Rangers	Walt Poddubny	2-1 NYR	2:01
Dec. 20, 1986	@ Toronto	Steve Thomas	5-4 Tor	4:55
Jan. 8, 1987	@ Minnesota	Brian Bellows	5-4 Min	1:05
Jan. 18, 1987	Edmonton	Scott Arniel	6-5 Buf	1:49
Feb. 14, 1988	Chicago	Steve Thomas	4-3 Chi	3:48
Oct. 9, 1988	@ Philadelphia	Ron Sutter	4-3 Phi	2:44
Nov. 13, 1988	Edmonton	Esa Tikkanen	5-4 Edm	3:25
Nov. 25, 1988	Chicago	Phil Housley	5-4 Buf	3:15
Dec. 3, 1988	@ Montreal	Guy Carbonneau	3-2 Mtl	4:22
Jan. 4, 1989	Hartford	Kevin Dineen	5-4 Hfd	3:19
Jan. 21, 1989	@ Boston	Pierre Turgeon	6-5 Buf	3:58
Oct. 27, 1989	Toronto	Pierre Turgeon	6-5 Buf	2:30
Dec. 7, 1989	@ Philadelphia	Ron Sutter	4-3 Phi	0:24
Dec. 29, 1989	Boston	Craig Janney	4-3 Bos	1:33
Feb. 20, 1990	@ Winnipeg	Mike Hartman	4-3 Buf	2:06
Mar. 14, 1990	Los Angeles	Bob Kudelski	6-5 LA	1:25
Mar. 18, 1990	Winnipeg	Phil Housley	4-3 Buf	2:03
Mar. 30, 1990	@ Pittsburgh	Uwe Krupp	3-2 Buf	1:00
Nov. 23, 1990	Edmonton	Benoit Hogue	3-2 Buf	0:34
Dec. 7, 1990	Hartford	Scott Young	4-3 Hfd	0:53
Dec. 20, 1990	@ Hartford	Dave Andreychuk	4-3 Buf	1:07
Feb. 6, 1991	St. Louis	Brett Hull	5-4 StL	4:15
Mar. 20, 1991	Montreal	Dave Andreychuk	3-2 Buf	1:14
Nov. 8, 1991	Philadelphia	Donald Audette	4-3 Buf	1:29
Nov. 29, 1991	N.Y. Rangers	Mark Messier	5-4 NYR	0:43
Jan. 23, 1992	@ Pittsburgh	Donald Audette	5-4 Buf	4:15
Mar. 28, 1992	@ Boston	Steve Heinze	4-3 Bos	3:59
Oct. 16, 1992	Tampa Bay	Bob Sweeney	5-4 Buf	2:30
Nov. 2, 1992	@ N.Y. Rangers	Darren Turcotte	7-6 NYR	0:58
Jan. 3, 1993	St. Louis	Brad May	6-5 Buf	1:20
Jan. 17, 1993	@ Edmonton	Zdeno Ciger	3-2 Edm	0:25
Jan. 19, 1993	@ Calgary	Yuri Khmylev	3-2 Buf	2:07
Jan. 26, 1993	@ Philadelphia	Bob Sweeney	4-3 Buf	2:23
Jan. 31, 1993	Edmonton	Kelly Buchberger	5-4 Edm	0:46
Apr. 13, 1993	Montreal	Brian Bellows	3-2 Mtl	3:50

## REGULAR SEASON OVERTIME GOALS

Date	Opponent	Scorer	Score	Time
Dec. 2, 1993	@ Florida	Jesse Belanger	2-1 Fla	0:23
Dec. 26, 1993	@ NY Islanders	Benoit Hogue	4-3 NYI	2:28
Jan. 7, 1994	Pittsburgh	Ron Francis	4-3 Pit	4:54
Mar. 30, 1994	Tampa Bay	Brian Bradley	3-2 TB	3:52
Mar. 14, 1995	@ Florida	Yuri Khmylev	2-1 Buf	0:54
Mar. 18, 1995	@ Ottawa	Troy Murray	4-3 Ott	3:42
Dec. 22, 1995	Boston	Ted Donato	3-2 Bos	1:37
Jan. 13, 1996	@ Edmonton	Doug Weight	5-4 Edm	4:48
Jan. 30, 1996	@ NY Islanders	Mathieu Schneider	5-4 NYI	2:19
Feb. 7, 1996	Boston	Derek Plante	2-1 Buf	0:24
Feb. 17, 1996	@ Hartford	Geoff Sanderson	2-1 Hfd	1:49
Feb. 28, 1996	@ Ottawa	Derek Plante	3-2 Buf	4:36
Mar. 8, 1996	@ Anaheim	Paul Kariya	3-2 Ana	2:03
Mar. 29, 1996	Philadelphia	Bob Corkum	6-5 Phi	3:50
Nov. 9, 1996	@ Hartford	Curtis Leschyshyn	4-3 Hfd	4:55
Nov. 11, 1996	Florida	Donald Audette	3-2 Buf	4:01
Nov. 23, 1996	@ Boston	Michal Grosek	3-2 Buf	2:39
Dec. 4, 1996	Vancouver	Mike Sillinger	7-6 Van	3:38
Dec. 11, 1996	@ Montreal	Dixon Ward	3-2 Buf	2:42
Jan. 12, 1997	@ Phoenix	Jason Dawe	3-2 Buf	0:10
Mar. 11, 1997	Philadelphia	Michael Peca	3-2 Buf	0:42
Mar. 26, 1997	NY Islanders	Bryan Berard	3-2 NYI	1:00
Mar. 28, 1997	@ Detroit	Larry Murphy	2-1 Det	3:10

*All-Time Record in Overtime Decisions: 30-41*

### *Sabres' Overtime Goal Scorers*

Dave Andreychuk - 4	Yuri Khmylev - 2	Brad May - 1	Michal Grosek - 1
Phil Housley - 3	Derek Plante - 2	Mike Foligno - 1	Dixon Ward - 1
Donald Audette - 3	Scott Arniel - 1	Mike Ramsey - 1	Jason Dawe - 1
Pierre Turgeon - 2	Mike Hartman - 1	Uwe Krupp - 1	Michael Peca - 1
Bob Sweeney - 2	Benoit Hogue - 1	Gates Orlando - 1	



# SABRES' HAT TRICKS

PLAYER	OPPONENT	DATE	PLACE
Gil Perreault	California	1-29-71	California
Eddie Shack	Los Angeles	2-4-71	Buffalo
Gerry Meehan	Detroit	2-20-71	Detroit
Steve Atkinson	Minnesota	2-28-71	Buffalo
Eddie Shack	Boston	3-21-71	Boston
Eddie Shack	Pittsburgh	3-31-71	Pittsburgh
Rick Martin	Vancouver	10-30-71	Vancouver
Craig Ramsay	Minnesota	12-5-71	Buffalo
Rick Martin	California	1-2-72	Buffalo
Rick Martin (4)	Atlanta	10-22-72	Buffalo
Gerry Meehan	Minnesota	12-2-72	Minnesota
Rene Robert	Minnesota	12-2-72	Minnesota
Gerry Meehan	Chicago	12-28-72	Buffalo
Rick Martin	California	10-31-73	Buffalo
Rick Dudley	NY Rangers	12-6-73	Buffalo
Jim Lorentz	Detroit	12-31-73	Detroit
Rick Martin	Pittsburgh	1-3-74	Buffalo
Rick Martin	Minnesota	3-17-74	Buffalo
Rick Martin	St. Louis	4-7-74	Buffalo
Gil Perreault	Boston	10-10-74	Buffalo
Rene Robert	Montreal	11-13-74	Montreal
Rick Martin (4)	Washington	12-3-74	Washington
Gil Perreault	Washington	12-5-74	Buffalo
Don Luce	Washington	12-22-74	Washington
Craig Ramsay	Washington	2-21-75	Washington
Rick Martin	Toronto	3-16-75	Toronto
Gil Perreault	Toronto	3-16-75	Toronto
Danny Gare	Toronto	10-12-75	Buffalo
Rick Martin	Washington	10-19-75	Buffalo
Rick Martin	NY Rangers	10-22-75	Buffalo
Rick Martin	Minnesota	12-18-75	Buffalo
Rick Martin (4)	Washington	12-21-75	Buffalo
Fred Stanfield	Washington	12-21-75	Buffalo
Rick Martin	Montreal	1-5-76	Montreal
Gil Perreault	Vancouver	1-8-76	Buffalo
Danny Gare	California	2-1-76	California
Rick Martin	Chicago	3-4-76	Buffalo
Gil Perreault	Minnesota	3-14-76	Minnesota
Jim Lorentz	Minnesota	3-14-76	Minnesota
Rick Martin	Toronto	3-27-76	Toronto
Danny Gare	Toronto	4-4-76	Buffalo
Rick Martin	Vancouver	11-24-76	Buffalo
Rick Martin	NY Rangers	12-16-76	Buffalo
Andre Savard	Cleveland	1-9-77	Buffalo
Rene Robert	Minnesota	2-13-77	Buffalo
Rene Robert	Toronto	2-14-77	Buffalo
Jim Lorentz	Chicago	3-2-77	Buffalo
Rene Robert	St. Louis	4-3-77	Buffalo

# SABRES' HAT TRICKS

PLAYER	OPPONENT	DATE	PLACE
Danny Gare	Colorado	10-20-77	Buffalo
Craig Ramsay	Colorado	10-20-77	Buffalo
Gil Perreault	St. Louis	11-6-77	Buffalo
Gil Perreault	Washington	11-19-77	Washington
Gil Perreault	Los Angeles	12-15-77	Los Angeles
Gil Perreault	Cleveland	1-12-78	Cleveland
Danny Gare	Cleveland	2-25-78	Cleveland
Rick Martin	St. Louis	10-28-78	St. Louis
Jerry Korab	Minnesota	11-19-78	Buffalo
Andre Savard	Minnesota	11-19-78	Buffalo
Rick Martin	Boston	3-28-79	Boston
Danny Gare	Boston	4-5-79	Boston
Jacques Richard	Colorado	4-8-79	Buffalo
Danny Gare	Winnipeg	12-31-79	Buffalo
Rick Dudley	Los Angeles	1-16-80	Los Angeles
Danny Gare	Pittsburgh	2-7-80	Buffalo
Rick Martin (4)	St. Louis	3-9-80	Buffalo
Danny Gare	Winnipeg	10-22-80	Buffalo
Rick Dudley	Pittsburgh	12-7-80	Buffalo
Gil Perreault	Quebec	1-21-81	Quebec
Andre Savard	Detroit	2-6-81	Buffalo
Ric Seiling	Washington	2-12-81	Buffalo
Danny Gare	Philadelphia	3-8-81	Buffalo
Jim Schoenfeld	Winnipeg	3-13-81	Winnipeg
Gil Perreault	Toronto	3-19-81	Buffalo
Andre Savard	Toronto	3-19-81	Buffalo
Tony McKegney	Toronto	10-23-81	Buffalo
John Van Boxmeer	NY Islanders	11-7-81	New York
Lindy Ruff	NY Islanders	11-29-81	Buffalo
Tony McKegney	Colorado	12-9-81	Buffalo
Gil Perreault	Detroit	12-12-81	Buffalo
Yvon Lambert	Toronto	1-15-82	Buffalo
Mike Foligno	Colorado	2-21-82	Buffalo
Gil Perreault	Edmonton	2-24-82	Buffalo
Gil Perreault	Washington	10-16-82	Washington
Phil Housley	Winnipeg	1-23-83	Buffalo
Paul Cyr	Boston	3-3-83	Boston
Hannu Virta	Montreal	3-19-83	Montreal
Gilles Hamel	Winnipeg	10-23-83	Buffalo
Mike Foligno	Calgary	11-13-83	Buffalo
Gil Perreault	Calgary	11-13-83	Buffalo
Real Cloutier	Quebec	12-29-83	Buffalo
Real Cloutier	Winnipeg	1-4-84	Buffalo
John Tucker	Toronto	4-1-84	Buffalo
Mike Foligno	Quebec	10-19-84	Buffalo
Sean McKenna	Boston	12-5-84	Buffalo
Gil Perreault	Calgary	2-9-85	Calgary
Gil Perreault	Quebec	11-22-85	Buffalo





# SABRES' HAT TRICKS

PLAYER	OPPONENT	DATE	PLACE
Lindy Ruff (4)	Quebec	12-15-85	Buffalo
Mike Foligno	NY Islanders	12-29-85	Buffalo
Dave Andreychuk (5)	Boston	2-6-86	Boston
Wilf Paiement	St. Louis	2-26-87	Buffalo
Dave Andreychuk	Quebec	12-3-87	Buffalo
Dave Andreychuk	Montreal	1-6-88	Montreal
Phil Housley	New Jersey	1-22-88	Buffalo
Dave Andreychuk	N.Y. Islanders	2-6-88	N.Y. Islanders
Ray Sheppard	Quebec	2-21-88	Buffalo
Ray Sheppard	Vancouver	3-13-88	Vancouver
Dave Andreychuk	Pittsburgh	10-12-88	Buffalo
Adam Creighton	N.Y. Rangers	11-2-88	Buffalo
Mike Foligno	Hartford	1-31-89	Hartford
Pierre Turgeon	New Jersey	12-1-89	Buffalo
Dave Andreychuk	Detroit	3-27-90	Detroit
Pierre Turgeon	Hartford	10-28-90	Buffalo
Dale Hawerchuk	Winnipeg	3-13-91	Winnipeg
Alexander Mogilny	Washington	3-31-91	Buffalo
Pat LaFontaine	San Jose	11-12-91	San Jose
Dave Andreychuk	Boston	11-23-91	Boston
Tony Tanti	Edmonton	12-20-91	Buffalo
Alexander Mogilny	N.Y. Islanders	1-3-92	Buffalo
Pat LaFontaine	Edmonton	1-10-92	Buffalo
Pat LaFontaine	Montreal	1-25-92	Montreal
Dale Hawerchuk	San Jose	2-14-92	Buffalo
Pat LaFontaine	New Jersey	3-6-92	Buffalo
Dave Andreychuk (4)	Los Angeles	3-19-92	Los Angeles
Alexander Mogilny	Quebec	10-8-92	Buffalo
Dave Andreychuk (4)	Hartford	11-13-92	Buffalo
Alexander Mogilny	Boston	12-9-92	Buffalo
Alexander Mogilny	Washington	12-23-92	Buffalo
Yuri Khmylev	N.Y. Rangers	12-31-92	Buffalo
Alexander Mogilny	N.Y. Rangers	12-31-92	Buffalo
Alexander Mogilny	Ottawa	1-2-93	Ottawa
Pat LaFontaine	Calgary	1-10-93	Buffalo
Alexander Mogilny (4)	Winnipeg	2-10-93	Winnipeg
Alexander Mogilny (4)	Detroit	2-24-93	Buffalo
Alexander Mogilny (4)	Winnipeg	11-19-93	Buffalo
Derek Plante	Tampa Bay	12-1-93	Tampa Bay
Donald Audette	Ottawa	3-30-95	Buffalo
Donald Audette	San Jose	11-8-95	Buffalo
Jason Dawe	Montreal	1-6-96	Montreal
Pat LaFontaine	Florida	2-25-96	Buffalo
Michal Grosek	Vancouver	12-4-96	Buffalo
Miroslav Satan	N.Y. Rangers	4-4-97	Buffalo

Players listed scored three goals unless otherwise noted.

182



# HAT TRICKS AGAINST THE SABRES

PLAYER	TEAM	DATE	PLACE
Dave Balon	N.Y. Rangers	12-22-70	Buffalo
Rosaire Paiement (4)	Vancouver	2-9-71	Vancouver
Garry Unger	St. Louis	3-13-71	St. Louis
Bill Goldsworthy	Minnesota	10-23-71	Minnesota
Darryl Sittler	Toronto	2-19-72	Toronto
Jim Johnston	California	3-8-72	California
Bob Schmoutz (4)	Vancouver	11-19-72	Vancouver
Pete Stenkowski	N.Y. Rangers	1-11-73	Buffalo
Phil Esposito (4)	Boston	1-14-73	Boston
Bill Flett	Philadelphia	1-21-73	Buffalo
Bill McCreary	Atlanta	1-28-73	Buffalo
Ray Comeau	Atlanta	1-28-73	Buffalo
Yvon Cournoyer	Montreal	12-22-73	Montreal
Billy Harris	N.Y. Islanders	3-3-74	Buffalo
Bob Nevin	Los Angeles	10-13-74	Buffalo
Don Kozak	Los Angeles	10-24-74	Los Angeles
Guy Lapointe	Montreal	11-13-74	Montreal
Larry Romanchych	Atlanta	12-14-75	Buffalo
Butch Goring	Los Angeles	1-1-76	Buffalo
Rick Kehoe	Pittsburgh	3-10-76	Pittsburgh
Bernie Federko	St. Louis	2-5-77	St. Louis
Marcel Dionne	Los Angeles	2-27-77	Buffalo
Guy Lafleur	Montreal	12-2-78	Montreal
Wayne Cashman	Boston	12-31-78	Buffalo
Lanny McDonald	Toronto	4-1-79	Buffalo
Blaine Stoughton	Hartford	11-21-79	Hartford
Mark Napier (4)	Montreal	12-3-80	Buffalo
Dan Labraaten	Calgary	2-14-81	Calgary
Dwight Foster	Boston	3-1-81	Boston
Stan Smyl	Vancouver	3-27-82	Vancouver
Wayne Gretzky	Edmonton	2-24-82	Buffalo
Peter Stastny	Quebec	10-6-82	Buffalo
Peter Stastny	Quebec	10-9-82	Quebec
John Paul Kelly	Los Angeles	2-10-83	Los Angeles
Tim Young	Minnesota	3-8-83	Minnesota
Darcy Rota	Vancouver	3-12-83	Vancouver
Anton Stastny	Quebec	10-8-83	Quebec
Wayne Babych	St. Louis	12-6-83	St. Louis
Paul Lawless	Hartford	12-13-85	Buffalo
Steve Kasper	Boston	12-31-85	Buffalo
Steve Larmer	Chicago	3-12-86	Chicago
Wendel Clark (4)	Toronto	10-11-86	Toronto
Mario Lemieux	Pittsburgh	10-17-86	Buffalo
Michel Goulet	Quebec	11-21-86	Buffalo
Brent Ashton	Quebec	12-13-86	Quebec
Peter Zezel	Philadelphia	1-28-87	Buffalo
Tony McKegney	N.Y. Rangers	2-24-87	Buffalo
Ron Francis	Hartford	11-19-87	Hartford
Bernie Nicholls	Los Angeles	11-22-87	Buffalo
Bob Carpenter	Los Angeles	11-22-87	Buffalo
Joe Nieuwendyk (4)	Calgary	12-13-87	Buffalo
Cam Neely	Boston	1-16-88	Boston
Peter Stastny	Quebec	2-21-88	Buffalo
Tony Tanti	Vancouver	3-13-88	Vancouver
Stephane Richer	Montreal	4-2-88	Montreal
Joe Mullen	Calgary	11-5-88	Calgary
Trevor Linden	Vancouver	11-22-88	Vancouver
Wayne Gretzky	Los Angeles	2-5-89	Los Angeles
Mario Lemieux	Pittsburgh	2-14-89	Pittsburgh
Pat LaFontaine	N.Y. Islanders	12-31-89	Buffalo
Vincent Damphousse	Toronto	3-16-90	Buffalo
Bryan Fogarty	Quebec	12-1-90	Quebec
Owen Nolan	Quebec	10-12-91	Quebec
Murray Craven	Hartford	12-7-91	Hartford
Steve Yzerman	Detroit	1-29-92	Detroit
Kevin Miller	Detroit	2-12-92	Buffalo
Joe Sakic (4)	Quebec	4-14-92	Quebec
Joe Juneau	Boston	1-12-93	Boston
Sergei Nemchinov	N.Y. Rangers	1-29-93	Buffalo
Kelly Buchberger	Edmonton	1-31-93	Buffalo
Brian Bellows (4)	Montreal	2-27-93	Montreal
Kevin Dineen	Philadelphia	4-15-93	Buffalo
Shawn Burr	Detroit	10-18-93	Buffalo
Pierre Turgeon	Montreal	1-6-96	Montreal
Gary Roberts	Calgary	1-12-96	Calgary
Russ Courtnall	Vancouver	3-6-96	Vancouver
Peter Bondra (4)	Washington	4-3-96	Buffalo
Ray Sheppard	Florida	11-26-96	Florida
Bill Guerin	New Jersey	12-31-96	Buffalo
Paul Kariya	Anaheim	1-10-97	Anaheim
Jaroslav Svejkovsky (4)	Washington	4-13-97	Buffalo

Players listed scored three goals unless otherwise noted.

183





# SABRES' SHUTOUTS

GOALTENDER	OPPONENT	SCORE	DATE	PLACE	SAVES
Roger Crozier	Minnesota	1-0	12-6-70	Buffalo	24
Joe Daley	California	3-0	2-12-71	Buffalo	26
Dave Dryden	Minnesota	5-0	3-14-71	Minnesota	35
Roger Crozier	Los Angeles	2-0	12-2-71	Buffalo	31
Roger Crozier	Vancouver	6-0	10-19-72	Buffalo	31
Roger Crozier	Vancouver	1-0	1-20-72	Buffalo	29
Roger Crozier	California	0-0	11-9-72	Buffalo	23
Roger Crozier	Pittsburgh	1-0	11-12-72	Buffalo	18
Dave Dryden	Toronto	4-0	12-17-72	Buffalo	21
Dave Dryden	Philadelphia	2-0	1-7-73	Buffalo	35
Dave Dryden	California	4-0	2-8-73	Buffalo	24
Dave Dryden	St.Louis	1-0	1-13-74	Buffalo	18
Gary Bromley	St.Louis	2-0	10-26-74	St.Louis	21
Roger Crozier	Atlanta	4-0	11-17-74	Buffalo	25
Gary Bromley	Minnesota	5-0	12-8-74	Buffalo	14
Gary Bromley	Washington	4-0	12-22-74	Washington	26
Roger Crozier	California	4-0	1-15-75	California	26
Gary Bromley	Kansas City	5-0	1-19-75	Buffalo	20
Roger Crozier	Los Angeles	5-0	2-27-75	Buffalo	21
Roger Crozier	Detroit	4-0	10-9-75	Buffalo	18
Gerry Desjardins	Boston	4-0	11-5-75	Buffalo	16
Gerry Desjardins	Pittsburgh	6-0	1-11-76	Buffalo	28
Gerry Desjardins	Vancouver	4-0	10-20-76	Buffalo	29
Gerry Desjardins	St.Louis	5-0	11-10-76	Buffalo	38
Gerry Desjardins	Colorado	3-0	1-16-77	Buffalo	21
Don Edwards	Chicago	3-0	2-16-77	Buffalo	23
Don Edwards	Philadelphia	2-0	2-24-77	Buffalo	25
Don Edwards	Montreal	4-0	10-30-77	Montreal	34
Don Edwards	Vancouver	3-0	12-11-77	Buffalo	19
Don Edwards	N.Y. Rangers	2-0	2-9-78	Buffalo	25
Don Edwards	Los Angeles	5-0	2-16-78	Buffalo	29
Don Edwards	Philadelphia	4-0	2-23-78	Buffalo	20
Don Edwards	Toronto	1-0	10-19-78	Buffalo	19
Don Edwards	Washington	2-0	11-11-78	Washington	25
Bob Sauve	Quebec	3-0	10-27-79	Quebec	19
Bob Sauve	Chicago	0-0	10-31-79	Chicago	20
Bob Sauve	Washington	2-0	12-2-79	Buffalo	20
Don Edwards	Detroit	4-0	12-10-79	Buffalo	14
Bob Sauve	Vancouver	3-0	2-3-80	Buffalo	22
Don Edwards	Pittsburgh	9-0	2-7-80	Buffalo	25
Bob Sauve	Edmonton	2-0	10-15-80	Buffalo	15
Don Edwards	N.Y. Rangers	4-0	1-18-81	Buffalo	30
Don Edwards	Winnipeg	4-0	2-1-81	Buffalo	23
Don Edwards	Philadelphia	4-0	2-5-81	Philadelphia	31
Bob Sauve	Calgary	4-0	3-4-81	Buffalo	24
Bob Sauve	Quebec	0-0	2-5-83	Quebec	22
Tom Barrasso	Los Angeles	4-0	1-18-84	Los Angeles	30
Tom Barrasso	New Jersey	6-0	3-24-84	New Jersey	24
Tom Barrasso	Toronto	6-0	12-26-84	Buffalo	22

# SABRES' SHUTOUTS

GOALTENDER	OPPONENT	SCORE	DATE	PLACE	SAVES
Tom Barrasso	Winnipeg	4-0	12-28-84	Buffalo	14
Tom Barrasso	Boston	3-0	1-10-85	Boston	20
Tom Barrasso	Hartford	2-0	1-19-85	Hartford	14
Tom Barrasso	Washington	4-0	3-2-85	Washington	23
Tom Barrasso	Montreal	6-0	10-16-85	Montreal	25
Daren Puppa	Edmonton	2-0	11-1-85	Edmonton	37
Tom Barrasso	Hartford	2-0	11-19-85	Hartford	23
Jacques Cloutier	Philadelphia	1-0	3-27-86	Philadelphia	30
Tom Barrasso	Montreal	0-0	10-15-86	Buffalo	28
Tom Barrasso	Hartford	6-0	4-5-87	Buffalo	14
Tom Barrasso	St. Louis	3-0	2-16-88	St. Louis	25
Tom Barrasso	Boston	3-0	3-6-88	Buffalo	32
Daren Puppa	N.Y. Islanders	3-0	11-12-88	New York	34
Clint Malarchuk	N.Y. Rangers	2-0	3-8-89	New York	32
Daren Puppa	Hartford	5-0	3-10-90	Hartford	31
Clint Malarchuk	Hartford	5-0	10-28-90	Buffalo	29
Daren Puppa	Chicago	5-0	12-28-90	Buffalo	33
Daren Puppa	Winnipeg	2-0	2-10-91	Winnipeg	24
Tom Draper	Chicago	2-0	11-22-91	Buffalo	29
Grant Fuhr	Winnipeg	6-0	11-19-93	Buffalo	22
Dominik Hasek	Toronto	3-0	11-29-93	Toronto	24
Dominik Hasek	Tampa Bay	3-0	12-1-93	Tampa Bay	33
Dominik Hasek	Hartford	3-0	12-11-93	Hartford	25
Dominik Hasek	Los Angeles	2-0	12-17-93	Buffalo	27
Dominik Hasek	Montreal	5-0	12-23-93	Buffalo	25
Dominik Hasek	Anaheim	3-0	3-9-94	Anaheim	24
Grant Fuhr	Boston	5-0	4-1-94	Buffalo	31
Dominik Hasek	Montreal	1-0	4-8-94	Buffalo	31
Dominik Hasek	Washington	1-0	2-2-95	Washington	33
Dominik Hasek	Florida	3-0	3-24-95	Buffalo	28
Dominik Hasek	Ottawa	7-0	3-30-95	Buffalo	35
Dominik Hasek	Florida	5-0	4-26-95	Buffalo	31
Dominik Hasek	Montreal	2-0	5-1-95	Buffalo	32
Dominik Hasek	Ottawa	6-0	11-19-95	Buffalo	31
Dominik Hasek	St. Louis	2-0	11-27-95	St. Louis	30
Dominik Hasek	Colorado	0-0	11-2-96	Colorado	32
Dominik Hasek	Tampa Bay	3-0	11-27-96	Tampa Bay	32
Dominik Hasek	Ottawa	3-0	11-29-96	Buffalo	31
Dominik Hasek	Boston	4-0	12-14-96	Boston	29
Dominik Hasek	New Jersey	0-0	12-23-96	New Jersey	37



# GOALIES RECORDS

*Yearly won-lost records of Sabre goalies*

Year	Goalie	W	L	T	Year	Goalie	W	L	T
1970-71	Roger Crozier	9	20	7	1984-85	Tom Barrasso	25	18	10
	Joe Daley	12	16	8		Jacques Cloutier	0	0	1
	Dave Dryden	3	3	0		Bob Sauve	13	10	3
1971-72	Roger Crozier	13	34	14	1985-86	Tom Barrasso	29	24	5
	Dave Dryden	3	9	5		Jacques Cloutier	5	9	1
1972-73	Roger Crozier	23	13	7	1986-87	Daren Puppa	0	2	1
	Dave Dryden	14	13	7		Tom Barrasso	17	23	2
	Rocky Farr	0	1	0		Jacques Cloutier	11	19	5
1973-74	Gary Bromley	3	5	3	1987-88	Daren Puppa	0	2	1
	Roger Crozier	4	5	0		Tom Barrasso	25	18	8
	Dave Dryden	23	20	8		Jacques Cloutier	4	8	2
	Rocky Farr	2	4	1		Daren Puppa	8	6	1
1974-75	Gary Bromley	26	11	11	1988-89	Tom Barrasso	2	7	0
	Roger Crozier	17	2	1		Jacques Cloutier	15	14	0
	Gerry Desjardins	6	2	1		Clint Malarchuk	3	1	1
	Rocky Farr	0	1	2		Daren Puppa	17	10	6
1975-76	Gary Bromley	0	1	0	1989-90	Darcy Wakaluk	1	3	0
	Roger Crozier	8	2	5		Clint Malarchuk	14	11	2
	Gerry Desjardins	29	15	11		Daren Puppa	31	16	6
	Al Smith	9	3	2		David Littman	0	0	0
1976-77	Gerry Desjardins	31	12	6	1990-91	Clint Malarchuk	12	14	10
	Don Edwards	16	7	2		Daren Puppa	15	11	6
	Bob Sauve	1	2	0		Darcy Wakaluk	4	5	3
	Al Smith	0	3	0		1991-92	Tom Draper	10	9
1977-78	Gerry Desjardins	0	1	0	David Littman		0	1	0
	Don Edwards	38	16	17	Clint Malarchuk		10	13	3
	Bob Sauve	6	2	0	Daren Puppa		11	14	4
1978-79	Don Edwards	26	18	9	1992-93	Tom Draper	5	6	0
	Randy Ireland	0	0	0		Grant Fuhr	11	15	2
	Bob Sauve	10	10	7		Dominik Hasek	11	10	4
1979-80	Don Edwards	27	9	12	1993-94	Daren Puppa	11	5	4
	Bob Sauve	20	8	4		Grant Fuhr	13	12	3
1980-81	Don Edwards	23	10	12	1994-95	Dominik Hasek	30	20	6
	Bob Sauve	16	10	9		Grant Fuhr	1	2	0
1981-82	Jacques Cloutier	5	1	0	1995-96	Dominik Hasek	19	14	7
	Don Edwards	26	23	9		Robb Stauber	2	3	0
	Paul Harrison	2	1	1		Martin Biron	0	2	0
	Bob Sauve	6	1	5		John Blue	2	2	0
1982-83	Jacques Cloutier	10	7	6	1996-97	Dominik Hasek	22	30	6
	Phil Myre	3	2	0		Steve Shields	1	0	0
	Bob Sauve	25	20	7		Andrei Trefilov	8	8	1
1983-84	Tom Barrasso	26	12	3		Dominik Hasek	37	20	10
	Bob Sauve	22	13	4		Steve Shields	3	8	2
						Andrei Trefilov	0	2	0

## 1-0 games involving the Sabres

Date	Opponent	Place	Goal-Scorer	Goalie
12/ 6/70	Minnesota	Buffalo	R. Anderson	R. Crozier
1/20/72	Vancouver	Buffalo	D. Luce	R. Crozier
1/13/74	St. Louis	Buffalo	G. Perreault	D. Dryden
10/19/78	Toronto	Buffalo	C. Ramsay	D. Edwards
*4/6/83	Montreal	Montreal	B. Peterson	B. Sauve
3/27/86	Philadelphia	Philadelphia	G. Perreault	J. Cloutier
2/ 3/90	Montreal	Montreal	S. Richer	P. Roy
2/ 4/90	N.Y. Islanders	Buffalo	D. King	G. Healy
4/ 8/94	Montreal	Buffalo	D. Audette	D. Hasek
*4/27/94	New Jersey	Buffalo	D. Hannan	D. Hasek
2/ 2/95	Washington	Washington	D. Hawerchuk	D. Hasek
1/17/96	Pittsburgh	Buffalo	J. Jagr	T. Barrasso
1/26/96	Washington	Washington	J. Juneau	J. Carey
4/12/97	Ottawa	Ottawa	S. Duchesne	R. Tugnutt

\* Playoff game

# SEASON OPENERS

## OPENER

2-1 at Pit. 10-10-70
2-1 vs. Pit. 10-10-71
5-3 vs. Atl. 10-8-72
4-7 at Tor. 10-10-73
9-5 vs. Bos. 10-10-74
4-0 vs. Det. 10-9-75
0-4 at Det. 10-9-76
3-2 vs. NYI. 10-13-77
2-2 vs. NYI. 10-12-78
6-3 vs. Wsh. 10-11-79
3-4 at Chi. 10-9-80
5-3 vs. Wsh. 10-7-81
4-6 vs. Que. 10-6-82
5-3 vs. Hfd. 10-5-83
4-3 vs. Mtl. 10-11-84
4-5 vs. Hfd. 10-10-85
2-3 at Wpg. 10-9-86
2-2 vs. Min. 10-8-87
3-2 vs. Mtl. 10-6-88
4-3 vs. Que. 10-5-89
3-3 vs. Mtl. 10-4-90
4-5 vs. Pit. 10-4-91
4-5 vs. Que. 10-8-92
5-3 at Bos. 10-7-93
2-1 at NYR 1-20-95
3-1 at Ott. 10-7-95
3-4 at Edm. 10-4-96

## HOME

0-3 vs. Mtl. 10-15-70
2-1 vs. Pit. 10-10-71
5-3 vs. Atl. 10-8-72
3-1 vs. Van. 10-14-73
9-5 vs. Bos. 10-10-74
4-0 vs. Det. 10-9-75
3-1 vs. Mtl. 10-10-76
3-2 vs. NYI. 10-13-76
2-2 vs. NYI. 10-12-78
6-3 vs. Wsh. 10-11-79
3-3 vs. Hfd. 10-12-80
5-3 vs. Wsh. 10-7-81
4-6 vs. Que. 10-6-82
5-3 vs. Hfd. 10-5-83
4-3 vs. Mtl. 10-11-84
4-5 vs. Hfd. 10-10-85
2-4 vs. Cgy. 10-12-86
2-2 vs. Min. 10-8-87
3-2 vs. Mtl. 10-6-88
4-3 vs. Que. 10-5-89
3-3 vs. Mtl. 10-4-90
4-5 vs. Pit. 10-4-91
4-5 vs. Que. 10-8-92
2-3 vs. Hfd. 10-10-93
2-1 vs. N.J. 1-25-95
1-4 vs. Ana. 10-13-95
1-6 vs. Det. 10-12-96

## ROAD

2-1 at Pit. 10-10-70
1-4 at StL. 10-12-71
1-1 at Atl. 10-14-72
4-7 at Tor. 10-10-73
1-6 at Phi. 10-12-74
5-3 at StL. 10-18-75
0-4 at Det. 10-9-76
5-2 at Tor. 10-15-77
5-2 at Min. 10-14-78
5-2 at NYI. 10-13-79
3-4 at Chi. 10-9-80
0-9 at Mtl. 10-10-81
4-6 at Que. 10-9-82
2-9 at Que. 10-8-83
3-4 at Tor. 10-13-84
6-2 at Min. 10-12-85
2-3 at Wpg. 10-9-86
3-6 at Mtl. 10-10-87
2-6 at Wsh. 10-8-88
1-5 at Mtl. 10-7-89
5-6 at Mtl. 10-6-90
1-3 at Wsh. 10-5-91
5-2 at Hfd. 10-10-92
5-3 at Bos. 10-7-93
2-1 at NYR 1-20-95
3-1 at Ott. 10-7-95
3-4 at Edm. 10-4-96

*The Sabres are 15-9-3 in opening games (11-4-3 at home and 4-5-0 on the road). The club is 14-9-4 in home openers and 10-16-1 in road openers.*





# SABRES' RECORD BY YEAR

YEAR	GP	W	L	T	GF	GA	PTS
1970-71	78	24	39	15	217	291	63
1971-72	78	16	43	19	203	289	51
1972-73	78	37	27	14	257	219	88
1973-74	78	32	34	12	242	250	76
1974-75	80	49	16	15	354	240	113
1975-76	80	46	21	13	339	240	105
1976-77	80	48	24	8	301	220	104
1977-78	80	44	19	17	288	215	105
1978-79	80	36	28	16	280	263	88
1979-80	80	47	17	16	318	201	110
1980-81	80	39	20	21	327	250	99
1981-82	80	39	26	15	307	273	93
1982-83	80	38	29	13	318	285	89
1983-84	80	48	25	7	315	257	103
1984-85	80	38	28	14	290	237	90
1985-86	80	37	37	6	296	291	80
1986-87	80	28	44	8	280	308	64
1987-88	80	37	32	11	283	305	85
1988-89	80	38	35	7	291	299	83
1989-90	80	45	27	8	286	248	98
1990-91	80	31	30	19	292	278	81
1991-92	80	31	37	12	289	299	74
1992-93	84	38	36	10	335	297	86
1993-94	84	43	32	9	282	218	95
1994-95	48	22	19	7	130	119	51
1995-96	82	33	42	7	247	262	73
1996-97	82	40	30	12	237	208	92
<b>TOTALS</b>	<b>2132</b>	<b>1004</b>	<b>797</b>	<b>331</b>	<b>7604</b>	<b>6862</b>	<b>2339</b>

# ALL-TIME HOME AND AWAY RECORDS

YEAR	GP	HOME						AWAY						
		W	L	T	GF	GA	PTS	GP	W	L	T	GF	GA	PTS
1970-71	39	16	13	10	119	123	42	39	8	26	5	98	168	21
1971-72	39	11	19	9	110	127	31	39	5	24	10	93	162	20
1972-73	39	30	6	3	162	80	63	39	7	21	11	95	139	25
1973-74	39	23	10	6	142	99	52	39	9	24	6	100	151	24
1974-75	40	28	6	6	199	113	62	40	21	10	9	155	127	51
1975-76	40	28	7	5	197	106	61	40	18	14	8	142	134	44
1976-77	40	27	8	5	165	101	59	40	21	16	3	136	119	45
1977-78	40	25	7	8	142	86	58	40	19	12	9	146	129	47
1978-79	40	19	13	8	150	130	46	40	17	15	8	130	133	42
1979-80	40	27	5	8	180	95	62	40	20	12	8	138	106	48
1980-81	40	21	7	12	177	111	54	40	18	13	9	150	139	45
1981-82	40	23	8	9	179	128	55	40	16	18	6	128	145	38
1982-83	40	25	7	8	189	124	58	40	13	22	5	129	161	31
1983-84	40	25	9	6	168	119	56	40	23	16	1	147	138	47
1984-85	40	23	10	7	164	116	53	40	15	18	7	126	121	37
1985-86	40	23	16	1	169	147	47	40	14	21	5	127	144	33
1986-87	40	18	18	4	153	144	40	40	10	26	4	127	164	24
1987-88	40	19	14	7	144	138	45	40	18	18	4	139	167	40
1988-89	40	25	12	3	167	141	53	40	13	23	4	124	158	30
1989-90	40	27	11	2	160	121	56	40	18	16	6	126	127	42
1990-91	40	15	13	12	157	129	42	40	16	17	7	135	149	39
1991-92	40	22	13	5	158	133	49	40	9	24	7	131	166	25
1992-93	42	25	15	2	190	145	52	42	13	21	8	145	152	34
1993-94	42	22	17	3	140	107	47	42	21	15	6	142	111	48
1994-95	24	15	8	1	80	58	31	24	7	11	6	50	61	20
1995-96	41	19	17	5	125	111	43	41	14	25	2	122	151	30
1996-97	41	24	11	6	139	107	54	41	16	19	6	98	101	38
<b>TOTALS</b>	<b>1066</b>	<b>605</b>	<b>300</b>	<b>161</b>	<b>4225</b>	<b>3139</b>	<b>1371</b>	<b>1066</b>	<b>399</b>	<b>497</b>	<b>170</b>	<b>3379</b>	<b>3723</b>	<b>968</b>





# SPECIAL TEAMS

## ALL-TIME POWER PLAY AND PENALTY-KILLING STATISTICS

Year	PPA	PPG	Pct.	Rank	SHS	PPGA	Pct.	Rank	SHGF	SHGA
1970-71	298	56	18.8	6	302	56	81.5	9	5	12
1971-72	308	57	18.5	8	281	56	80.1	8	1	7
1972-73	270	52	19.2	7	241	35	85.5	2	5	5
1973-74	256	48	18.5	8	237	42	82.3	3	5	12
1974-75	303	83	27.4	3	326	56	82.8	4	17	5
1975-76	287	73	25.4	5	304	51	83.2	5	6	8
1976-77	262	60	22.9	4	274	38	86.1	2	6	7
1977-78	234	52	22.2	7	218	31	85.8	1	7	3
1978-79	267	55	20.6	13	258	55	78.7	8	9	4
1979-80	275	67	24.4	T5	252	43	82.9	3	2	4
<hr/>										
1980-81	310	73	23.5	10	268	44	83.6	1	9	10
1981-82	301	63	20.9	17	281	57	79.9	6	4	10
1982-83	311	67	21.5	16	274	48	82.5	2	12	9
1983-84	329	71	21.6	11	277	50	81.9	3	11	14
1984-85	322	76	23.6	T7	295	52	82.4	T1	9	5
1985-86	351	72	20.5	16	342	66	80.7	T5	12	14
1986-87	364	68	18.7	17	355	86	75.8	18	5	9
1987-88	464	80	17.2	18	439	95	78.1	15	8	13
1988-89	380	78	20.5	13	410	86	79.0	12	7	12
1989-90	358	79	22.1	9	351	58	83.5	1	7	7
<hr/>										
1990-91	400	73	18.3	14	367	62	83.1	5	15	8
1991-92	466	105	22.5	1	424	91	78.5	17	8	11
1992-93	467	95	20.3	10	437	72	83.5	T2	13	17
1993-94	424	96	22.6	2	380	58	84.7	T1	21	8
1994-95	242	45	18.6	11	220	32	85.5	3	13	7
1995-96	477	76	15.9	T20	461	74	83.9	6	10	12
1996-97	326	43	13.2	26	364	59	83.8	13	16	4

PPA - Power Play Attempts  
 PPG - Power Play Goals  
 SHS - Short-handed Situations  
 Rank - Overall NHL Ranking  
 PPGA - Power Play Goals Against  
 SHGF - Short-handed Goals For  
 SHGA - Short-handed Goals Against

# ALL-TIME ANNOUNCED ATTENDANCE

Year	REGULAR SEASON			PLAYOFFS		
	GP	Attendance	Average	GP	Attendance	Average
1970-71	39	379,121	9,721	0	0	0
1971-72	39	597,622	15,324	0	0	0
1972-73	39	609,570	15,632	3	47,004	15,668
1973-74	39	611,052	15,668	0	0	0
1974-75	40	626,720	15,668	9	142,767	15,863
1975-76	40	657,320	16,433	5	82,165	16,433
1976-77	40	657,320	16,433	3	49,299	16,433
1977-78	40	657,320	16,433	4	65,732	16,433
1978-79	40	657,320	16,433	2	32,866	16,433
1979-80	40	657,320	16,433	7	115,031	16,433
1980-81	40	656,307	16,408	5	70,386	14,077
1981-82	40	619,400	15,585	2	30,043	15,022
1982-83	40	515,766	12,894	4	65,732	16,433
1983-84	40	566,562	14,164	2	32,866	16,433
1984-85	40	613,441	15,336	2	30,828	15,414
1985-86	40	587,635	14,691	0	0	0
1986-87	40	527,241	13,181	0	0	0
1987-88	40	571,088	14,277	3	49,299	16,433
1988-89	40	572,648	14,316	2	32,866	16,433
1989-90	40	634,692	15,867	3	49,076	16,359
1990-91	40	626,171	15,654	3	45,010	15,003
1991-92	40	615,668	15,392	3	44,069	14,690
1992-93	41	614,227	14,981	4	65,300	16,325
1993-94	41	602,779	14,702	3	46,889	15,630
1994-95	24	361,537	15,064	2	29,486	14,743
1995-96	41	563,271	13,738	0	0	0
1996-97	41	693,379	16,912	7	130,165	18,595

Longest sellout streak including playoffs: 359  
 (October 15, 1972 to November 12, 1980)





# YEAR BY YEAR RESULTS

## 1970-71 REGULAR SEASON SCORES (21-39-15, 5th place - East Division)

Oct. 10	@ Pittsburgh	2-1	W	Jan. 13	@ Chicago	2-4	L
Oct. 14	@ NY Rangers	0-3	L	Jan. 16	@ Minnesota	4-3	W
Oct. 15	Montreal	0-3	L	Jan. 17	Montreal	4-4	T
Oct. 17	@ St. Louis	1-4	L	Jan. 21	NY Rangers	5-5	T
Oct. 18	Pittsburgh	1-1	T	Jan. 23	NY Rangers	1-7	L
Oct. 22	@ Philadelphia	2-4	L	Jan. 23	@ Philadelphia	6-4	W
Oct. 23	Detroit	4-3	W	Jan. 27	@ Los Angeles	3-3	T
Oct. 25	Chicago	0-4	L	Jan. 29	@ California	4-2	W
Oct. 27	@ Vancouver	2-7	L	Jan. 31	@ Vancouver	6-1	W
Oct. 30	@ California	1-6	L	Feb. 4	Los Angeles	5-2	W
Nov. 1	@ Los Angeles	2-4	L	Feb. 6	@ Boston	3-4	L
Nov. 5	Vancouver	1-1	T	Feb. 7	Toronto	3-4	L
Nov. 7	@ Montreal	2-11	L	Feb. 7	Toronto	3-4	L
Nov. 8	Philadelphia	1-3	F	Feb. 9	@ Vancouver	3-6	L
Nov. 13	California	4-2	W	Feb. 10	@ California	1-5	L
Nov. 15	Montreal	2-2	T	Feb. 12	California	3-0	W
Nov. 18	@ Toronto	7-2	W	Feb. 14	Philadelphia	3-2	W
Nov. 21	@ Minnesota	0-3	L	Feb. 17	@ Chicago	1-5	L
Nov. 25	@ Pittsburgh	4-4	T	Feb. 18	Pittsburgh	6-6	T
Nov. 26	NY Rangers	2-2	T	Feb. 20	@ Detroit	5-6	L
Nov. 29	California	1-2	L	Feb. 21	St. Louis	1-3	L
Dec. 3	Boston	4-4	T	Feb. 23	Boston	3-4	L
Dec. 6	Minnesota	1-0	W	Feb. 25	@ Philadelphia	2-3	L
Dec. 9	@ Chicago	1-6	L	Feb. 27	Toronto	0-2	L
Dec. 10	@ Boston	2-8	L	Feb. 28	Minnesota	5-2	W
Dec. 12	@ Detroit	3-5	L	Mar. 3	@ Los Angeles	3-3	T
Dec. 13	Toronto	0-4	L	Mar. 5	Chicago	2-2	T
Dec. 16	@ NY Rangers	0-4	L	Mar. 7	Vancouver	6-3	W
Dec. 17	Los Angeles	4-3	W	Mar. 13	@ St. Louis	0-9	L
Dec. 19	@ Toronto	0-2	L	Mar. 14	@ Minnesota	5-0	W
Dec. 20	Toronto	2-4	L	Mar. 18	St. Louis	5-5	W
Dec. 22	NY Rangers	2-7	L	Mar. 20	@ Montreal	2-5	L
Dec. 26	@ Montreal	4-4	T	Mar. 21	@ Boston	7-5	W
Dec. 27	Detroit	5-2	W	Mar. 23	NY Rangers	2-7	L
Jan. 1	Boston	4-9	L	Mar. 28	Vancouver	3-1	W
Jan. 3	Chicago	3-5	L	Mar. 28	Minnesota	4-2	W
Jan. 7	Detroit	7-4	W	Mar. 31	@ Pittsburgh	6-4	W
Jan. 9	@ Detroit	2-3	L	Apr. 1	Pittsburgh	3-3	T
Jan. 10	Los Angeles	2-2	T	Apr. 4	@ Philadelphia	3-3	T

### REGULAR SEASON SCORING

NO.	PLAYER	GP	G	A	PIS	+/-	PPM	PP	SH	GW	GT	SHOTS	PCT.
11	Bill Perreault	78	38	74	-39	19	14	0	5	3	210	18.1	
10	Phil Goyette	60	15	46	-15	6	9	0	1	0	119	12.6	
15	Gerry Meahan	77	24	51	-32	8	5	1	2	1	163	14.7	
22	Dan Marshall	62	20	49	-13	3	0	1	2	1	112	17.9	
23	Eddie Shack (LA)	11	2	4	-3	8	0	0	1	0	13	15.4	
(BUT)	56	25	47	-29	93	10	4	1	1	192	13.0		
(TOT)	67	27	49	-32	101	10	5	1	1	205	13.2		
19	Steve Atkinson	57	20	18	-38	11	2	3	1	2	136	15.9	
21	Paul Andrea (CA)	9	1	0	-6	2	1	0	0	0	14	7.1	
(BUT)	47	11	21	-16	2	0	3	0	99	11.1			
(TOT)	56	12	21	-32	-6	3	0	3	103	10.6			
26	Larry Kozan (SL)	9	1	3	+3	0	0	0	0	0	2	4.2	
(BUT)	51	7	20	-27	-10	6	3	2	0	67	10.4		
(TOT)	60	8	23	-31	-7	6	3	2	0	74	8.8		
6	Al Hamilton	69	2	28	30	-23	7	0	0	0	98	2.0	
5	Doug Barrie	75	4	23	27	-19	168	0	0	1	128	3.1	
16	Ron Anderson	74	14	26	-11	-44	0	1	3	0	139	10.1	
20	Dick Duff (IA)	7	1	0	-1	-2	0	0	0	0	4	25.0	
(BUT)	53	7	13	20	-16	12	0	0	1	1	67	10.4	
(TOT)	60	8	13	21	-18	12	0	0	1	1	71	11.3	
17	Floyd Smith	77	6	11	17	-12	46	0	2	0	0	80	7.5
9	Reg Fleming	78	6	16	-18	189	0	0	0	0	54	11.4	
7	Chris Schunatz	26	5	7	12	-10	2	0	0	0	44	11.4	
2	Jim Watson	78	2	9	-11	-28	147	0	0	0	114	1.8	
12	Skip Krake	74	4	5	9	-21	68	1	0	0	64	6.3	
18	Kevin O'Shea	41	4	4	8	-11	8	0	1	1	33	12.1	
3	Tracy Pratt	76	1	7	8	-179	0	0	0	0	34	2.9	
24	Jan-Guy Talbot (SL)	5	0	0	-3	6	0	0	0	0	3	0.0	
(BUT)	57	0	7	7	-36	0	0	0	0	41	0.0		
(TOT)	62	0	7	7	-36	0	0	0	0	44	0.0		
14	Randy Wyznab	16	2	2	4	-6	1	0	0	0	22	9.1	
19	Francis Lacombe	1	0	1	1	-2	0	0	0	0	1	0.0	
28	Dave Dryden	10	0	1	1	-1	0	0	0	0	9	0.0	
8	Billy Inglis	14	0	1	1	-1	0	0	0	0	9	0.0	
30	Joe Daley	38	0	1	1	-12	0	0	0	0	0	0.0	
19	Brian Perry	1	0	0	0	-1	0	0	0	0	0	0.0	
28	Terry Ball	2	0	0	0	-1	0	0	0	0	2	0.0	
21	Jan-Guy Lagace	3	0	0	0	-2	0	0	0	0	3	0.0	
23	Paul Terbenche	3	0	0	0	-2	0	0	0	0	1	0.0	
24	Butch Deadmarsh	10	0	0	0	-9	0	0	0	0	7	0.0	
20	Brian McDonald	12	0	0	0	-29	0	0	0	0	15	0.0	
4	Mike McMahon	12	0	0	0	-4	0	0	0	0	20	0.0	
15	Hap Myers	13	0	0	0	-6	0	0	0	0	14	0.0	
1	Roger Crozier	43	0	0	0	-1	0	0	0	0	0	0.0	

NO.	GOALTENDER	GP	MIN	AVG	W	L	T	EN	SO	GA	SA	PCT.
28	Dave Dryden	10	409	3.37	3	3	0	2	1	23	206	.389
1	Roger Crozier	43	2198	3.68	9	20	7	1	1	135	1347	.501
30	Joe Daley	38	2073	3.70	12	16	8	2	1	128	1247	.397
TEAM TOTALS		78	4680	3.73	24	35	5	3	291	2800	.896	

## 1971-72 REGULAR SEASON SCORES (16-43-19, 6th place - East Division)

Oct. 10	Pittsburgh	2-1	W	Jan. 6	California	4-4	T
Oct. 12	@ St. Louis	1-4	L	Jan. 6	Boston	2-5	L
Oct. 14	@ Boston	2-6	L	Jan. 9	Toronto	1-2	L
Oct. 16	@ Montreal	3-9	L	Jan. 13	NY Rangers	2-5	L
Oct. 17	Minnesota	2-3	L	Jan. 15	@ Montreal	2-6	L
Oct. 20	@ Toronto	7-2	W	Jan. 16	Montreal	1-4	W
Oct. 21	@ Chicago	2-5	L	Jan. 20	@ Montreal	1-4	W
Oct. 23	@ Minnesota	1-5	L	Jan. 22	@ Detroit	2-3	L
Oct. 24	St. Louis	2-3	L	Jan. 23	@ Boston	3-3	T
Oct. 27	@ Los Angeles	3-2	W	Jan. 26	@ NY Rangers	1-5	L
Oct. 30	@ Vancouver	4-4	T	Jan. 27	Detroit	1-3	L
Oct. 31	@ California	2-2	T	Jan. 30	Los Angeles	2-2	T
Nov. 1	@ Detroit	4-4	T	Feb. 1	NY Rangers	2-4	L
Nov. 5	Philadelphia	5-2	W	Feb. 3	@ Minnesota	3-3	T
Nov. 7	Detroit	3-3	T	Feb. 6	Boston	8-2	W
Nov. 11	Los Angeles	2-4	L	Feb. 10	@ Detroit	2-4	L
Nov. 13	@ NY Rangers	2-5	L	Feb. 12	Pittsburgh	1-5	L
Nov. 14	Montreal	2-2	T	Feb. 13	Philadelphia	4-4	T
Nov. 18	California	5-7	L	Feb. 17	Pittsburgh	0-2	L
Nov. 21	Toronto	3-4	L	Feb. 19	@ Toronto	1-4	L
Nov. 24	@ Los Angeles	3-5	L	Feb. 20	Montreal	0-4	L
Nov. 27	@ Vancouver	2-5	L	Feb. 23	@ Chicago	2-1	W
Nov. 28	@ California	3-5	L	Feb. 24	Chicago	5-3	W
Dec. 1	@ NY Rangers	2-7	L	Feb. 27	California	4-4	T
Dec. 2	Los Angeles	2-0	W	Mar. 1	@ Montreal	1-4	L
Dec. 4	@ St. Louis	1-5	L	Mar. 2	NY Rangers	3-4	L
Dec. 5	Minnesota	3-1	W	Mar. 5	St. Louis	2-6	L
Dec. 9	Chicago	1-3	L	Mar. 8	@ California	3-6	L
Dec. 11	@ Pittsburgh	3-3	T	Mar. 10	@ Vancouver	2-3	L
Dec. 12	Toronto	2-4	L	Mar. 11	@ Los Angeles	3-5	L
Dec. 15	@ Chicago	1-2	L	Mar. 14	@ Minnesota	4-3	W
Dec. 16	@ Philadelphia	0-5	L	Mar. 16	@ Philadelphia	3-3	T
Dec. 18	@ Toronto	1-8	L	Mar. 17	Vancouver	2-6	L
Dec. 19	Vancouver	5-1	W	Mar. 19	@ Chicago	3-3	T
Dec. 23	Boston	4-4	T	Mar. 22	@ Pittsburgh	4-3	W
Dec. 25	@ St. Louis	4-4	T	Mar. 23	Minnesota	4-4	T
Dec. 26	St. Louis	6-3	W	Mar. 26	Pittsburgh	1-2	L
Dec. 29	Detroit	3-7	L	Mar. 30	@ Philadelphia	2-3	L
Dec. 31	@ Pittsburgh	3-3	T	Apr. 2	Philadelphia	3-2	W

### REGULAR SEASON SCORING

NO.	PLAYER	GP	G	A	PIS	+/-	PPM	PP	SH	GW	GT	SHOTS	PCT.
7	Rick Martin	73	40	74	-38	19	5	1	218	11.9			
11	Bill Perreault	77	19	27	-46	-12	4	0	2	1	164	11.6	
15	Gerry Meahan	77	19	27	-46	-12	4	0	2	1	164	11.6	
6	Al Hamilton	76	4	30	-14	-105	1	0	1	1	91	4.4	
12	Mike Byers (LA)	28	4	5	9	-13	11	0	0	1	48	8.3	
(BUT)	49	7	16	-20	12	3	0	1	1	69	13.0		
(TOT)	74	11	25	-33	26	3	0	2	1	117	11.1		
23	Eddie Shack (SL)	12	0	1	-8	12	0	0	0	0	16	0.0	
8	Jim Lorentz (SL)	5	0	0	-1	-1	0	0	0	0	1	0.0	
(BUT)	35	10	14	-24	-11	12	2	0	0	1	85	11.8	
(TOT)	52	10	15	-25	-20	2	0	0	1	1	102	9.8	
19	Steve Atkinson	61	6	18	24	-22	3	0	0	1	122	11.5	
24	Chris Evans	37	2	21	-24	-10	4	0	0	0	33	9.1	
10	Phil Goyette	37	2	24	-10	14	3	0	0	0	33	9.1	
20	Don Lucie	78	11	19	-38	-38	0	0	1	1	126	8.7	
9	Danny Lawson	78	10	16	-23	-15	0	0	1	3	176	5.7	
25	Craig Ramsay	57	6	10	-16	-23	0	0	0	2	43	14.0	
18	Kevin O'Shea	52	6	9	-15	-19	44	0	0	1	56	10.7	
5	Larry Hillman (LA)	22	1	2	3	-7	11	0	0	0	13	7.6	
(BUT)	43	1	11	-12	-58	0	0	0	0	0	78	1.3	
(TOT)	65	2	13	-12	-69	0	0	0	0	0	91	2.2	
3	Mike Robitaille	3	1	20	12	-4	2	1	0	0	62	3.2	
4	Tracy Pratt	27	0	10	0	-52	0	0	0	0	31	0.0	
23	Rene Robert	12	6	3	9	-5	2	3	0	2	42	14.2	
2	Jim Watson	66	2	6	8	-103	10						



# YEAR BY YEAR RESULTS

## 1974-75 REGULAR SEASON SCORES (49-16-15, 1st place - Adams Division)

Oct. 10	Boston	9-5	W	Jan. 11	@Detroit	3-3	T
Oct. 12	@Philadelphia	1-6	L	Jan. 12	Vancouver	5-1	W
Oct. 13	Los Angeles	1-4	L	Jan. 15	@California	4-0	W
Oct. 17	California	6-1	W	Jan. 17	@Vancouver	4-2	W
Oct. 19	@Minnesota	2-1	W	Jan. 19	Kansas City	5-0	W
Oct. 20	Toronto	5-5	T	Jan. 23	Detroit	7-6	W
Oct. 24	@Los Angeles	2-0	W	Jan. 26	Atlanta	3-4	L
Oct. 26	@St. Louis	2-7	L	Jan. 30	NY Rangers	6-3	L
Oct. 27	Montreal	3-2	W	Jan. 31	@Philadelphia	0-6	L
Nov. 2	@Toronto	6-3	W	Feb. 1	@Detroit	8-1	W
Nov. 3	@NY Rangers	4-3	W	Feb. 2	Kansas City	6-1	W
Nov. 5	@Boston	2-2	T	Feb. 4	@NY Islanders	2-2	T
Nov. 9	@Chicago	6-4	W	Feb. 6	@NY Islanders	4-4	T
Nov. 10	Pittsburgh	8-3	W	Feb. 12	@Pittsburgh	3-3	T
Nov. 13	@Montreal	8-6	W	Feb. 13	Boston	3-1	W
Nov. 14	Minnesota	5-3	W	Feb. 16	St. Louis	4-4	T
Nov. 16	@Boston	5-7	L	Feb. 18	@NY Islanders	3-2	W
Nov. 17	Atlanta	4-0	W	Feb. 20	Philadelphia	6-6	T
Nov. 20	Washington	7-3	W	Feb. 21	@Washington	9-4	W
Nov. 22	@Atlanta	4-4	T	Feb. 23	Toronto	4-1	W
Nov. 24	Montreal	6-4	W	Feb. 27	Los Angeles	5-0	W
Nov. 27	@Chicago	3-1	W	Mar. 1	@Detroit	2-3	L
Nov. 28	Detroit	5-2	W	Mar. 2	NY Islanders	3-3	T
Dec. 1	Pittsburgh	8-5	T	Mar. 5	@NY Rangers	6-3	W
Dec. 3	@Washington	5-3	W	Mar. 8	@St. Louis	3-3	T
Dec. 5	Washington	9-2	W	Mar. 9	Pittsburgh	8-4	W
Dec. 8	Minnesota	5-0	W	Mar. 11	@Los Angeles	2-2	T
Dec. 12	Vancouver	3-5	L	Mar. 14	@California	1-5	L
Dec. 14	@Minnesota	2-4	L	Mar. 16	@Toronto	11-3	W
Dec. 15	California	5-5	T	Mar. 20	NY Rangers	6-3	W
Dec. 18	NY Islanders	3-2	W	Mar. 22	@Kansas City	4-2	W
Dec. 22	@Washington	4-0	W	Mar. 23	California	9-4	W
Dec. 26	Chicago	3-1	W	Mar. 26	@Chicago	2-3	L
Dec. 27	@NY Rangers	5-9	L	Mar. 28	@Atlanta	4-5	L
Dec. 29	Philadelphia	2-5	L	Mar. 30	Toronto	3-1	W
Jan. 5	St. Louis	4-2	W	Apr. 1	@Boston	4-2	W
Jan. 9	Los Angeles	2-5	L	Apr. 3	Boston	4-2	W
				Apr. 5	@Toronto	4-2	W

### REGULAR SEASON SCORING

NO.	PLAYER	GP	G	A	PIS	+/-	PIM	PP	SH	GW	GT	SHOTS	PCT.
14	Rene Robert	74	40	100	+6	75	14	0	3	3	264	152	
11	Gil Perreault	68	39	57	+6	36	12	0	8	2	245	159	
17	Rick Martin	68	52	93	+5	45	1	8	6	2	301	173	
20	Don Luce	80	33	43	+6	45	1	8	6	0	226	137	
9	Rick Dudley	78	31	39	+7	18	6	0	6	0	140	179	
8	Jim Lorentz	72	25	45	+7	18	6	0	6	0	200	130	
10	Craig Ramsay	80	26	38	+5	26	1	7	7	1	200	130	
18	Danny Gare	78	31	31	+6	75	5	0	2	2	274	113	
17	Fred Stanfield (MIN)	40	18	26	+14	12	2	0	1	2	107	75	
	(TOT)	72	20	39	+9	16	8	0	3	3	184	109	
4	Jerry Korab	79	12	44	+6	41	184	3	2	1	218	55	
16	Peter McNab	53	22	41	+13	8	1	0	1	2	90	24.4	
21	Brian Spencer	73	12	29	+1	17	7	1	0	1	126	95	
22	J. Gausvenden (VAN)	2	0	0	0	-1	0	0	0	0	5	0	
	(BUF)	66	7	25	+32	32	4	0	0	1	165	4.2	
	(TOT)	68	7	25	+31	32	4	0	0	1	167	2.8	
24	Bill Hjt	76	3	26	+27	68	1	0	0	0	107	2.8	
6	Jim Schoenfeld	68	1	19	+20	+35	184	0	0	0	148	0.7	
23	Larry Carriere	80	1	11	+12	+12	111	0	0	0	84	1.2	
9	Norm Fratton	25	3	6	+9	+2	2	1	0	0	16	18.8	
5	Lee Fogelin	50	2	2	4	0	0	0	0	0	14	4.3	
29	Gary Broomey	23	2	0	0	0	0	0	0	0	6	33.3	
12	Larry Miley	50	0	4	4	-	2	0	0	0	0	0	
1	Roger Crozier	23	0	2	2	-	8	0	0	0	0	0	
3	Mike Robitaille	3	0	1	1	+2	0	0	0	0	0	0	
15	Gary Meahan	3	0	1	1	-3	2	0	0	0	0	0	
3	Paul McIntosh	6	0	0	0	+1	0	0	0	0	0	1.0	
15	Bryan McSherry	3	0	0	0	+1	0	0	0	0	0	0	
30	Ricky Farr	7	0	1	0	-	0	0	0	0	0	0	
30	Gerry Desjardins	9	0	0	0	-	0	0	0	0	0	0	
19	Morris Titanic	17	0	0	0	-4	0	0	0	0	0	0	

NO.	GOALTENDER	GP	MIN	AVG	W	L	T	EN	SO	GA	SA	PCT.
1	Roger Crozier	23	1260	2.62	17	2	1	0	3	55	573	90.4
30	Gerry Desjardins	9	540	2.78	6	2	1	0	0	25	264	90.5
29	Gary Broomey	50	2787	3.10	26	11	2	4	144	1133	87.3	
30	Rocky Farr	7	213	3.94	0	1	2	0	0	14	114	87.7
TEAM TOTALS		80	4800	3.00	49	15	2	7	240	2084	88.5	

## 1975-76 REGULAR SEASON SCORES (46-21-13, 2nd place - Adams Division)

Oct. 9	Detroit	4-0	W	Jan. 13	@St. Louis	3-7	L
Oct. 12	Toronto	8-3	W	Jan. 15	Washington	5-3	W
Oct. 16	Chicago	7-1	W	Jan. 17	@Pittsburgh	2-3	L
Oct. 18	@St. Louis	5-3	W	Jan. 18	Minnesota	4-1	W
Oct. 19	Washington	5-4	W	Jan. 22	@Boston	3-5	L
Oct. 22	NY Rangers	9-1	W	Jan. 23	@Atlanta	3-3	T
Oct. 25	@Detroit	5-5	T	Jan. 25	St. Louis	4-2	W
Oct. 26	California	3-2	W	Jan. 28	@NY Islanders	1-1	T
Oct. 29	@Toronto	4-4	T	Feb. 1	Philadelphia	9-5	W
Nov. 2	Pittsburgh	7-2	W	Feb. 3	@Vancouver	1-2	L
Nov. 3	@Montreal	2-3	L	Feb. 4	@Los Angeles	4-3	W
Nov. 5	Boston	4-0	W	Feb. 7	@Minnesota	4-3	W
Nov. 9	Montreal	5-1	W	Feb. 8	California	5-5	T
Nov. 12	Philadelphia	1-3	L	Feb. 11	Detroit	4-2	W
Nov. 15	@Pittsburgh	5-2	W	Feb. 13	@Atlanta	3-2	W
Nov. 16	California	4-1	W	Feb. 15	NY Islanders	1-3	L
Nov. 18	@NY Islanders	3-1	W	Feb. 18	@Chicago	4-4	T
Nov. 20	Detroit	7-2	W	Feb. 19	Atlanta	3-1	W
Nov. 23	Kansas City	6-2	W	Feb. 21	@Toronto	4-6	L
Nov. 25	@Vancouver	0-4	L	Feb. 22	Montreal	2-4	L
Nov. 28	@California	4-2	W	Feb. 26	Toronto	5-2	W
Nov. 29	@Los Angeles	3-8	L	Feb. 28	@Kansas City	4-4	T
Dec. 3	@Washington	4-4	T	Feb. 29	Los Angeles	5-1	W
Dec. 4	NY Rangers	6-6	T	Mar. 1	Chicago	6-3	W
Dec. 6	@NY Islanders	4-2	W	Mar. 6	@Montreal	2-3	L
Dec. 7	NY Islanders	0-3	L	Mar. 7	St. Louis	4-4	T
Dec. 10	@NY Rangers	2-2	T	Mar. 10	@Pittsburgh	7-6	W
Dec. 14	Atlanta	4-7	L	Mar. 11	Philadelphia	1-6	L
Dec. 17	@Detroit	1-3	L	Mar. 14	@Minnesota	8-2	W
Dec. 18	Minnesota	5-2	W	Mar. 16	@Los Angeles	4-2	W
Dec. 20	@Boston	3-5	L	Mar. 17	@California	5-3	W
Dec. 21	Washington	14-2	W	Mar. 21	Kansas City	3-1	W
Dec. 22	@Kansas City	5-1	W	Mar. 24	NY Rangers	7-3	W
Dec. 26	Boston	3-6	L	Mar. 26	@Washington	4-1	W
Dec. 28	@Chicago	2-2	T	Mar. 27	@Toronto	4-2	W
Jan. 1	Los Angeles	6-9	L	Mar. 30	@Boston	4-4	T
Jan. 5	@Montreal	4-2	W	Apr. 1	Boston	2-5	L
Jan. 8	Vancouver	8-5	W	Apr. 3	Philadelphia	2-5	L
Jan. 11	Pittsburgh	6-0	W	Apr. 4	@Philadelphia	5-2	W

### REGULAR SEASON SCORING

NO.	PLAYER	GP	G	A	PIS	+/-	PIM	PP	SH	GW	GT	SHOTS	PCT.
11	Gil Perreault	80	44	69	+13	+17	36	14	0	4	3	237	18.6
14	Rene Robert	72	35	52	+7	+17	53	11	0	4	2	273	12.8
7	Rick Martin	80	49	37	+6	+23	67	18	0	7	1	327	15.0
18	Danny Gare	79	20	23	+3	+32	129	8	1	0	4	303	16.5
10	Craig Ramsay	80	22	49	+1	+44	34	1	1	0	0	134	16.4
20	Don Luce	77	21	49	+7	+37	42	2	2	2	1	214	9.8
16	Peter McNab	80	12	40	+52	+47	57	6	0	3	0	229	5.2
22	Jocelyn Gouvenement	80	18	30	+8	+5	4	2	1	3	0	112	16.1
4	Jerry Korab	75	17	24	+1	+3	18	2	1	4	0	116	14.7
8	Jim Lorentz	65	13	28	+1	+18	85	3	0	1	1	146	8.9
21	Brian Spencer	77	13	21	+3	+4	31	3	0	5	0	104	11.5
9	Jacques Richard	73	12	21	+35	+4	31	0	0	0	0	112	8.3
24	Bill Hjt	80	6	21	+27	+39	48	0	0	0	0	117	5.1
6	Jim Schoenfeld	56	2	22	+4	+104	114	0	0	0	0	112	1.8
5	Lee Fogelin	58	0	9	+9	+5	64	0	0	0	0	61	0.0
12	Gary McAdam	31	1	2	3	0	2	0	0	0	0	0	0.0
1	Roger Crozier	41	0	1	1	-	0	0	0	0	0	0	0.0
3	Paul McIntosh	55	0	1	0	-	2	0	0	0	0	0	0.0
30	Gerry Desjardins	1	0	0	0	-	0	0	0	0	0	0	0.0
29	Gary Broomey	1	0	0	0	-	0	0	0	0	0	0	0.0
25	Terry Martin	1	0	0	0	-	0	0	0	0	0	0	0.0
19	Morris Titanic	2	0	0	0	-	0	0	0	0	0	0	0.0
23	Ken Breitenbach	7	0	0	0	+4	6	0	0	0	0	0	0.0
31	Al Smith	14	0	0	0	-	0	0	0	0	0	0	0.0

NO.	GOALTENDER	GP	MIN	AVG	W	L	T	EN	SO	GA	SA	PCT.
1	Roger Crozier	41	2400	2.61	8	2	0	0	1	27	241	88.8
30	Gerry Desjardins	55	3280	2.94	29	15	1	1	2	161	1461	89.8
31	Al Smith	14	840	3.07	9	3	2	1	0	43	380	88.1
29	Gary Broomey	1	60	7.00	0	1	0	0	0	7	34	29.4
TEAM TOTALS		80	4800	3.00	46	21	13	2	3	240	2096	88.5

## 1976-77 REGULAR SEASON SCORES (48-24-8, 2nd place - Adams Division)

Oct. 9	@Detroit	0-4	L	Jan. 9	Cleveland	7-4	W
Oct. 10	Montreal	3-1	W	Jan. 13	NY Rangers	7-5	W
Oct. 13	NY Islanders	3-4	L	Jan.			



# YEAR BY YEAR RESULTS

## 1978-79 REGULAR SEASON SCORES

(36-28-16, 2nd place - Adams Division)

Oct. 12	NY Islanders	2-2	T	Jan. 11	Washington	6-2	W
Oct. 14	@ Minnesota	5-2	W	Jan. 13	@ Montreal	2-5	L
Oct. 15	@ Detroit	2-3	L	Jan. 14	Pittsburgh	4-5	L
Oct. 18	@ Toronto	1-0	L	Jan. 18	@ Philadelphia	4-1	T
Oct. 19	Toronto	1-0	W	Jan. 20	@ Boston	4-1	W
Oct. 22	@ Vancouver	2-3	L	Jan. 25	NY Rangers	4-5	L
Oct. 26	@ Los Angeles	0-6	L	Jan. 27	@ Detroit	6-3	W
Oct. 28	@ St. Louis	7-7	T	Jan. 28	Minnesota	1-3	L
Nov. 2	@ Philadelphia	3-3	T	Jan. 31	Atlanta	2-5	L
Nov. 4	@ Minnesota	1-2	L	Feb. 3	@ Minnesota	2-1	W
Nov. 5	Minnesota	2-1	W	Feb. 4	St. Louis	2-4	W
Nov. 9	Pittsburgh	4-4	T	Feb. 14	NY Islanders	3-1	W
Nov. 11	@ Washington	2-0	T	Feb. 15	NY Rangers	4-3	W
Nov. 12	Boston	4-4	T	Feb. 17	@ Pittsburgh	3-6	L
Nov. 15	@ Toronto	2-2	T	Feb. 18	Montreal	2-5	L
Nov. 16	St. Louis	6-2	W	Feb. 21	@ Chicago	2-3	L
Nov. 18	@ Detroit	3-1	W	Feb. 22	Chicago	2-4	L
Nov. 19	Minnesota	9-2	W	Feb. 24	@ Washington	6-4	W
Nov. 22	Philadelphia	2-3	L	Feb. 26	Toronto	3-1	W
Nov. 23	@ Boston	2-5	L	Mar. 1	Minnesota	5-5	T
Nov. 26	Colorado	4-1	W	Mar. 3	@ NY Rangers	2-2	T
Nov. 30	Boston	3-4	L	Mar. 4	Philadelphia	1-6	L
Dec. 2	@ Montreal	1-8	L	Mar. 6	@ NY Islanders	3-2	W
Dec. 3	Montreal	1-4	L	Mar. 8	Los Angeles	6-4	W
Dec. 7	Los Angeles	3-3	T	Mar. 10	@ Atlanta	5-5	T
Dec. 9	@ Pittsburgh	4-4	T	Mar. 11	Atlanta	9-4	W
Dec. 10	Toronto	5-3	W	Mar. 14	@ Toronto	4-1	W
Dec. 13	@ Chicago	6-2	W	Mar. 15	Vancouver	4-2	W
Dec. 14	Chicago	3-2	W	Mar. 17	@ Philadelphia	3-5	L
Dec. 16	@ Minnesota	5-2	W	Mar. 18	Washington	3-3	T
Dec. 17	Vancouver	6-3	W	Mar. 21	@ Colorado	3-2	W
Dec. 20	@ NY Rangers	3-6	L	Mar. 23	@ Vancouver	4-3	W
Dec. 21	Atlanta	5-4	W	Mar. 24	@ Los Angeles	3-2	W
Dec. 23	@ Boston	4-4	T	Mar. 26	@ St. Louis	4-2	W
Dec. 27	@ Colorado	5-2	W	Mar. 28	Boston	9-2	W
Dec. 28	@ Vancouver	3-3	T	Mar. 31	@ NY Islanders	9-2	W
Dec. 31	Boston	3-7	L	Apr. 1	Toronto	3-6	L
Jan. 4	Chicago	3-3	T	Apr. 5	@ Boston	9-3	W
Jan. 9	@ Detroit	4-3	W	Apr. 7	@ Toronto	2-6	L
Jan. 9	@ Atlanta	3-5	L	Apr. 8	Colorado	5-5	T

\* - Rescheduled from January 21.

### REGULAR SEASON SCORING

NO.	PLAYER	GP	G	A	PTS	+/-	PP	SH	GW	GS	SHOTS	PCT.	
11	Gil Perreault	79	27	58	85	+12	20	6	0	4	172	15.7	
18	Danny Gare	71	27	40	67	+18	9	7	0	3	200	10.4	
14	Rene Robert	68	22	40	62	-12	46	1	0	6	206	10.7	
20	Don Luce	29	25	35	60	+20	14	6	2	7	149	17.4	
7	Rick Martin	73	22	31	57	+21	10	4	3	3	113	23.8	
4	Jerry Korab	78	21	40	51	+10	14	8	1	2	204	12.8	
16	Ric Seiling	78	20	22	42	+15	56	2	0	4	136	14.7	
12	Andre Savard	65	18	22	40	+2	2	2	1	0	97	18.6	
19	Derek Smith	43	14	15	25	+8	26	0	0	1	85	11.8	
9	Jacques Richard	61	10	15	25	+8	67	0	0	0	99	8.1	
6	Jim Schoenfeld	46	8	17	25	+8	67	0	0	1	85	11.8	
8	Tony McKenney	52	8	14	22	-2	10	0	0	0	67	11.9	
5	Lee Fogolin	74	3	19	22	-4	103	0	0	0	70	4.3	
21	Dave Schultz (PII)	47	4	9	13	0	157	0	0	0	1	50	8.0
	(BUF)	28	2	3	5	-12	86	0	0	0	1	66	9.1
	(TOT)	75	6	12	18	-12	243	0	0	0	1	125	
3	Bill Stewart	68	1	17	18	-10	1	0	0	0	2	66	9.1
25	Terry Martin	64	6	14	17	-33	1	0	0	0	38	15.8	
15	Gary Adam	40	6	5	11	-6	13	1	0	1	0	39	15.4
17	Rick Dudley	24	5	6	11	+11	2	0	0	1	0	36	13.9
22	Joeyn Gervaseau	31	3	8	11	+12	8	0	0	0	1	51	5.9
24	Bill Hajt	40	3	8	11	-4	20	0	0	0	1	41	2.4
23	Ken Breitenbach	30	1	8	9	+5	25	0	0	0	0	53	5.7
15	Mike Boland	22	1	2	3	+6	29	0	0	0	1	17	5.9
19	Richie Dunn	24	0	3	3	-2	14	0	0	0	0	18	0
27	Larry Playfair	26	0	3	3	+1	60	0	0	0	0	12	0
21	Don Edwards	51	2	2	2	-8	0	0	0	0	0	0	0
30	Randy Ireland	2	0	0	0	0	0	0	0	0	0	0	0
28	Bob Sauve	29	0	0	0	0	0	0	0	0	0	0	0

NO.	GOALTENDER	GP	MIN	AVG	W	L	T	EN	SO	GA	SA	PCT.
1	Don Edwards	54	3160	3.02	26	18	9	1	2	159	1568	89.9
28	Bob Sauve	29	1610	3.73	10	10	7	0	0	100	810	87.7
30	Randy Ireland	2	30	6.00	0	0	0	0	0	3	17	82.4
TEAM TOTALS		80	4800	3.29	36	28	16	1	2	283	2395	89.0

## 1979-80 REGULAR SEASON SCORES

(47-17-16, 1st place - Adams Division)

Oct. 11	Washington	6-3	W	Jan. 9	NY Islanders	4-3	W
Oct. 13	@ NY Islanders	4-5	L	Jan. 11	@ Colorado	3-2	W
Oct. 14	Minnesota	4-5	L	Jan. 11	@ Los Angeles	4-6	L
Oct. 17	Hartford	3-1	W	Jan. 16	@ Edmonton	5-6	L
Oct. 20	@ St. Louis	2-3	L	Jan. 18	@ Los Angeles	4-2	W
Oct. 21	Vancouver	3-3	T	Jan. 20	Edmonton	4-4	T
Oct. 24	Pittsburgh	7-3	W	Jan. 21	@ Atlanta	3-3	T
Oct. 25	@ Detroit	0-4	L	Jan. 24	@ Boston	3-4	L
Oct. 27	@ Quebec	3-0	W	Jan. 26	@ Montreal	7-2	W
Oct. 28	Colorado	4-2	W	Jan. 27	@ Montreal	3-4	L
Oct. 31	@ Chicago	0-0	T	Jan. 31	NY Rangers	6-2	L
Nov. 3	@ Toronto	4-3	W	Feb. 2	@ NY Islanders	2-3	L
Nov. 4	@ Philadelphia	1-3	L	Feb. 3	Vancouver	3-0	W
Nov. 8	Chicago	3-3	T	Feb. 7	Pittsburgh	9-0	W
Nov. 10	@ Washington	5-3	W	Feb. 9	@ St. Louis	2-3	L
Nov. 11	Colorado	3-5	L	Feb. 11	St. Louis	3-3	T
Nov. 15	Atlanta	5-1	W	Feb. 14	Boston	3-3	T
Nov. 17	@ Minnesota	4-2	W	Feb. 16	@ Detroit	4-3	W
Nov. 18	Edmonton	9-7	W	Feb. 17	Montreal	2-2	T
Nov. 21	@ Hartford	3-5	L	Feb. 19	@ Quebec	3-1	W
Nov. 24	@ Washington	6-1	W	Feb. 20	@ Chicago	4-3	W
Nov. 25	Minnesota	6-2	W	Feb. 24	@ Chicago	4-3	W
Nov. 27	@ Boston	5-2	W	Feb. 27	Philadelphia	1-1	T
Nov. 29	NY Rangers	2-1	W	Feb. 29	@ Edmonton	4-2	W
Dec. 2	Washington	2-0	W	Mar. 2	@ Minnesota	2-2	T
Dec. 5	Atlanta	6-4	W	Mar. 5	@ NY Rangers	2-4	L
Dec. 7	@ Colorado	5-3	W	Mar. 5	Hartford	4-3	W
Dec. 10	Detroit	4-0	W	Mar. 9	St. Louis	9-4	W
Dec. 13	Chicago	5-2	W	Mar. 12	@ Winnipeg	3-3	T
Dec. 15	@ Philadelphia	2-3	L	Mar. 15	@ Los Angeles	2-2	T
Dec. 16	Boston	3-2	W	Mar. 19	@ Vancouver	3-3	T
Dec. 19	@ Winnipeg	3-2	W	Mar. 22	@ Toronto	5-1	W
Dec. 20	Los Angeles	5-3	W	Mar. 23	NY Islanders	1-1	T
Dec. 22	@ Hartford	4-2	W	Mar. 25	@ NY Islanders	3-3	T
Dec. 23	Quebec	1-3	L	Mar. 27	Detroit	10-1	W
Dec. 27	Toronto	5-3	W	Mar. 30	Montreal	1-1	T
Dec. 28	@ Montreal	3-6	L	Apr. 1	@ Atlanta	5-2	W
Dec. 31	Winnipeg	6-2	W	Apr. 3	Quebec	8-3	W
Jan. 5	@ Pittsburgh	5-4	W	Apr. 5	@ Pittsburgh	9-1	W
Jan. 6	Philadelphia	2-4	L	Apr. 6	Toronto	7-3	W

### REGULAR SEASON SCORING

NO.	PLAYER	GP	G	A	PTS	+/-	PP	SH	GW	GS	SHOTS	PCT.	
11	Gil Perreault	80	40	66	106	+32	57	10	0	5	180	22.2	
18	Danny Gare	76	36	53	79	+49	90	17	0	1	3	270	20.7
7	Rick Martin	80	45	34	79	+18	54	8	0	3	1	257	17.5
19	Derek Smith	79	24	39	63	+33	16	5	0	3	1	157	17.5
16	Ric Seiling	80	25	35	60	+30	54	5	1	2	2	155	16.1
10	Craig Ramsay	80	21	39	60	+15	18	5	0	4	1	103	20.4
8	Tony McKenney	80	23	29	52	+40	24	1	0	6	1	140	16.4
5	John Van Boven	80	11	40	51	+40	55	4	0	1	2	137	10.2
20	Don Luce	80	14	29	43	+22	30	4	2	0	1	147	4.8
3	Richie Dunn	80	7	31	38	+25	59	4	0	2	0	109	10.1
6	Jim Schoenfeld	77	9	27	36	+60	72	4	0	1	2	114	7.9
9	Rick Dudley	66	11	22	33	+11	58	0	0	2	0	109	10.1
22	Lindy Ruff	63	5	14	19	-2	38	1	0	0	0	77	6.5
24	Bill Hajt	52	9	18	19	+9	11	0	0	0	2	72	12.5
17	John Gault	75	4	12	16	+36	24	0	0	0	0	63	6.3
12	Andre Savard	39	2	10	13	+4	16	0	0	0	2	36	8.3
27	Larry Playfair	73	2	3	12	+13	145	0	0	0	0	32	6.3
4	Jerry Korab	43	1	10	11	+7	4	0	0	1	0	55	1.8
25	Bob McGrain	34	4	6	10	+6	4	0	0	1	0	33	12.1
15	Rob McClanahan	13	2	5	7	+8	0	0	0	0	1	17	5.9
23	Mike Ramsey	13	1	6	7	+9	6	0	0	0	0	0	0
28	Bob Sauve	32	0	4	4	-	2	0	0	0	0	0	0
21	Dave Schultz	13	0	1	1	0	28	0	0	0	0	1	100.0
1	Don Edwards	49	0	1	1	-	8	0	0	0	0	0	0

NO.	GOALTENDER	GP	MIN	AVG	W	L	T	EN	SO	GA	SA	PCT.
1	Don Edwards	32	1880	2.26	20	8	4	1	4	74	740	90.0
28	Bob Sauve	49	2020	2.57	27	19	12	1	2	125	1177	89.3
TEAM TOTALS		80	4800	2.57	47	17	16	2	6	201	1917	89.3

## 1980-81 REGULAR SEASON SCORES

(39-20-21, 1st place - Adams Division)

Oct. 9	@ Chicago	3-4	L	Jan. 11	Los Angeles	4-4	T
Oct. 12	Hartford	3-3	T	Jan. 14	Minnesota	1-1	T
Oct. 15	Edmonton	2-0	W	Jan. 16	Edmonton	5-5	T
Oct. 18	@ Pittsburgh	4-2	W	Jan. 18	NY Rangers	4	



# YEAR BY YEAR RESULTS

## 1982-83 REGULAR SEASON SCORES (38-29-13, 3rd place - Adams Division)

Oct. 6	Quebec	4-6	L	Jan. 7	Vancouver	5-5	T
Oct. 9	@ Quebec	4-6	L	Jan. 9	Los Angeles	7-2	W
Oct. 10	Hartford	4-4	T	Jan. 12	Quebec	2-1	W
Oct. 14	@ Philadelphia	2-4	L	Jan. 14	Washington	3-2	W
Oct. 16	@ Washington	9-2	W	Jan. 15	@ Washington	4-2	W
Oct. 17	Edmonton	6-1	W	Jan. 20	@ Boston	0-4	L
Oct. 21	@ Chicago	6-4	L	Jan. 22	@ Montreal	1-4	L
Oct. 23	@ Detroit	2-6	L	Jan. 23	Winnipeg	5-2	W
Oct. 24	St. Louis	6-2	W	Jan. 26	Montreal	7-3	W
Oct. 26	@ Montreal	3-7	T	Jan. 28	Chicago	6-2	W
Oct. 30	@ Toronto	7-7	T	Jan. 29	@ Toronto	3-5	L
Oct. 31	Montreal	3-1	W	Feb. 2	Minnesota	2-2	T
Nov. 3	Boston	2-3	L	Feb. 5	@ Quebec	0-0	T
Nov. 6	@ Hartford	5-2	W	Feb. 6	Boston	1-5	L
Nov. 7	Vancouver	3-1	W	Feb. 10	@ Los Angeles	2-7	L
Nov. 10	Philadelphia	7-2	W	Feb. 12	@ Calgary	2-4	L
Nov. 13	@ Boston	2-3	L	Feb. 14	@ St. Louis	4-6	L
Nov. 14	Pittsburgh	6-6	T	Feb. 16	Boston	3-1	W
Nov. 17	@ Winnipeg	7-2	W	Feb. 18	Calgary	5-1	W
Nov. 18	@ Minnesota	1-2	L	Feb. 20	Edmonton	4-5	L
Nov. 20	@ Los Angeles	5-2	W	Feb. 21	@ New Jersey	4-4	T
Nov. 21	@ Hartford	4-2	W	Feb. 23	Philadelphia	4-2	W
Nov. 26	St. Louis	8-6	W	Feb. 25	Boston	7-6	W
Nov. 28	NY Rangers	7-5	W	Feb. 27	New Jersey	6-2	W
Dec. 1	Montreal	2-2	T	Mar. 1	@ Hartford	6-5	W
Dec. 4	@ Quebec	2-3	L	Mar. 3	@ Boston	3-2	W
Dec. 5	Chicago	3-3	T	Mar. 4	Pittsburgh	10-2	W
Dec. 8	@ Pittsburgh	2-4	L	Mar. 6	Detroit	6-4	W
Dec. 11	@ Montreal	2-3	L	Mar. 8	@ Minnesota	1-5	L
Dec. 12	Hartford	1-3	L	Mar. 9	@ Winnipeg	0-6	L
Dec. 14	@ NY Islanders	5-3	W	Mar. 12	@ Vancouver	3-8	L
Dec. 16	@ Boston	1-8	L	Mar. 13	@ Edmonton	2-6	L
Dec. 18	@ Quebec	5-4	W	Mar. 16	Calgary	5-3	W
Dec. 19	Quebec	3-1	W	Mar. 19	@ Montreal	6-4	W
Dec. 22	@ NY Rangers	3-1	W	Mar. 20	Montreal	4-7	L
Dec. 26	Detroit	2-2	T	Mar. 23	Hartford	8-3	W
Dec. 28	NY Islanders	8-4	W	Mar. 29	Hartford	4-5	L
Jan. 2	Hartford	8-4	W	Mar. 29	Hartford	4-5	L
Jan. 4	@ NY Islanders	2-5	L	Mar. 31	New Jersey	8-5	W
Jan. 5	@ NY Rangers	3-3	T	Apr. 3	Toronto	3-4	L

## 1983-84 REGULAR SEASON SCORES (48-25-7, 2nd place - Adams Division)

Oct. 5	Hartford	5-3	W	Jan. 7	@ Washington	4-2	W
Oct. 8	@ Quebec	3-9	L	Jan. 8	Montreal	6-2	W
Oct. 9	Washington	5-2	W	Jan. 11	Philadelphia	4-3	W
Oct. 12	@ Toronto	4-4	T	Jan. 13	Edmonton	3-1	W
Oct. 15	@ Boston	3-5	L	Jan. 14	@ Detroit	2-1	W
Oct. 16	NY Islanders	2-3	L	Jan. 17	@ Vancouver	5-1	W
Oct. 18	@ Pittsburgh	5-1	W	Jan. 18	@ Los Angeles	4-0	W
Oct. 21	@ Hartford	5-2	W	Jan. 21	@ St. Louis	2-3	L
Oct. 23	Winnipeg	3-2	W	Jan. 23	@ Boston	5-3	W
Oct. 26	@ Detroit	5-6	L	Jan. 25	Washington	2-2	T
Oct. 28	Los Angeles	3-3	T	Jan. 27	Detroit	2-2	T
Oct. 30	Montreal	3-4	T	Jan. 29	Pittsburgh	7-3	W
Nov. 2	NY Rangers	5-3	T	Feb. 2	@ Boston	3-5	L
Nov. 5	@ NY Islanders	0-4	L	Feb. 3	Minnesota	1-4	L
Nov. 6	Quebec	1-7	L	Feb. 5	Quebec	1-2	L
Nov. 9	Boston	3-1	W	Feb. 8	@ Pittsburgh	6-5	W
Nov. 11	Toronto	3-1	W	Feb. 9	New Jersey	8-5	W
Nov. 13	Calgary	11-2	W	Feb. 11	@ Montreal	4-3	W
Nov. 16	@ Winnipeg	6-5	W	Feb. 15	Boston	7-4	W
Nov. 18	@ Edmonton	0-7	L	Feb. 17	Minnesota	5-4	W
Nov. 19	@ Calgary	5-2	W	Feb. 19	Hartford	5-2	W
Nov. 23	@ NY Rangers	6-4	W	Feb. 21	@ Philadelphia	5-4	W
Nov. 25	Chicago	5-2	W	Feb. 23	Hartford	2-3	L
Nov. 26	@ Quebec	2-3	L	Feb. 25	@ Minnesota	1-5	L
Nov. 29	@ Montreal	5-2	W	Feb. 27	Boston	1-3	L
Dec. 2	St. Louis	7-6	W	Feb. 29	@ Chicago	3-4	L
Dec. 4	Montreal	6-2	W	Mar. 3	@ Quebec	2-4	L
Dec. 6	@ St. Louis	2-8	L	Mar. 4	Quebec	1-1	T
Dec. 7	@ Chicago	2-4	L	Mar. 6	@ Montreal	8-3	W
Dec. 10	@ Boston	4-2	W	Mar. 9	Los Angeles	7-3	W
Dec. 11	@ Philadelphia	6-5	W	Mar. 11	Hartford	4-3	W
Dec. 14	New Jersey	3-3	T	Mar. 14	@ Calgary	4-2	W
Dec. 17	@ Hartford	4-1	W	Mar. 17	@ Vancouver	5-2	W
Dec. 18	Vancouver	3-2	W	Mar. 18	@ Edmonton	3-4	L
Dec. 21	Hartford	3-6	L	Mar. 21	Montreal	4-2	W
Dec. 26	Boston	1-2	L	Mar. 24	@ New Jersey	6-0	W
Dec. 27	@ Montreal	7-4	W	Mar. 25	NY Islanders	3-5	L
Dec. 29	Quebec	8-5	W	Mar. 27	Hartford	1-4	L
Dec. 31	NY Rangers	2-3	L	Mar. 31	@ Quebec	4-4	L
Jan. 4	Winnipeg	9-4	W	Apr. 1	Toronto	4-2	W

\* - overtime decision

## 1984-85 REGULAR SEASON SCORES (38-28-14, 3rd place - Adams Division)

Oct. 11	Montreal	4-3	W	Jan. 10	@ Boston	3-0	W
Oct. 13	@ Toronto	3-4	L	Jan. 12	@ Montreal	1-1	T
Oct. 14	Detroit	6-1	W	Jan. 13	Edmonton	4-5	L
Oct. 17	@ Quebec	1-4	L	Jan. 16	@ NY Rangers	2-2	T
Oct. 19	Quebec	5-4	W	Jan. 18	Chicago	4-3	W
Oct. 21	Minnesota	8-6	W	Jan. 19	@ Hartford	2-0	W
Oct. 25	@ Montreal	3-7	L	Jan. 24	@ Boston	2-5	L
Oct. 26	@ Detroit	3-7	L	Jan. 25	@ Quebec	2-4	L
Oct. 28	Calgary	6-2	W	Jan. 27	Quebec	3-2	W
Oct. 31	Philadelphia	3-3	T	Jan. 30	Boston	6-2	W
Nov. 2	Hartford	4-1	W	Feb. 2	@ Philadelphia	6-3	W
Nov. 3	@ Hartford	9-6	W	Feb. 3	Calgary	6-1	W
Nov. 7	@ Los Angeles	2-3	L	Feb. 6	@ Minnesota	3-1	W
Nov. 9	@ Los Angeles	2-3	L	Feb. 9	@ Calgary	6-1	W
Nov. 11	@ Winnipeg	2-3	L	Feb. 15	Montreal	3-4	L
Nov. 14	Boston	4-2	W	Feb. 16	@ Montreal	4-3	W
Nov. 16	Washington	3-2	W	Feb. 18	Edmonton	4-6	L
Nov. 17	@ Washington	2-2	T	Feb. 22	St. Louis	1-4	L
Nov. 21	@ NY Rangers	2-3	L	Feb. 24	Los Angeles	2-4	L
Nov. 23	Philadelphia	2-4	L	Feb. 26	@ New Jersey	4-3	W
Nov. 24	@ NY Islanders	3-6	L	Feb. 27	@ St. Louis	1-5	L
Nov. 27	@ Pittsburgh	2-2	T	Mar. 3	@ St. Louis	4-4	T
Nov. 30	Montreal	2-6	L	Mar. 7	NY Islanders	2-3	L
Dec. 1	@ Montreal	3-3	T	Mar. 5	Hartford	6-3	W
Dec. 5	Boston	2-3	L	Mar. 8	Chicago	7-2	W
Dec. 8	@ Boston	3-1	W	Mar. 10	@ Los Angeles	4-4	T
Dec. 9	Quebec	4-4	T	Mar. 13	@ Vancouver	4-0	W
Dec. 12	@ Hartford	2-2	T	Mar. 15	@ Edmonton	4-4	T
Dec. 14	Detroit	4-4	T	Mar. 17	Winnipeg	3-5	L
Dec. 16	Vancouver	2-2	T	Mar. 20	Vancouver	4-5	L
Dec. 19	@ Chicago	6-3	W	Mar. 22	Pittsburgh	3-1	W
Dec. 22	@ Quebec	1-3	L	Mar. 24	Boston	3-4	L
Dec. 23	St. Louis	5-2	W	Mar. 26	Quebec	3-4	L
Dec. 26	Toronto	6-0	W	Mar. 27	NY Rangers	3-2	W
Dec. 28	Winnipeg	4-0	W	Mar. 30	@ Hartford	2-1	W
Dec. 29	@ New Jersey	2-1	W	Mar. 31	Quebec	3-1	W
Dec. 31	New Jersey	6-4	W	Apr. 2	Hartford	2-1	W
Jan. 4	Pittsburgh	7-2	W	Apr. 4	@ Boston	3-5	L
Jan. 5	@ NY Islanders	7-3	W	Apr. 6	Toronto	5-2	W
Jan. 8	Hartford	4-4	T	Apr. 7	Montreal	4-5	L

\* - overtime decision

\*\* - postponed from Jan. 22

## 1985-86 REGULAR SEASON SCORES (37-37-6, 5th place - Adams Division)

Oct. 10	Hartford	4-5	L	Jan. 10	Toronto	9-7	W
Oct. 12	@ Minnesota	6-2	W	Jan. 11	@ Pittsburgh	3-3	T
Oct. 14	Detroit	6-1	W	Jan. 15	@ Chicago	2-4	L
Oct. 16	@ Montreal	6-4	W	Jan. 17	Montreal	5-4	W
Oct. 18	Washington	1-0	L	Jan. 19	@ New Jersey	6-3	W
Oct. 19	@ Washington	2-2	T	Jan. 22	Winnipeg	6-3	W
Oct. 23	@ Montreal	4-7	L	Jan. 24	Chicago	3-5	L
Oct. 25	Vancouver	5-1	W	Jan. 25	@ Quebec	3-4	L
Oct. 27	Minnesota	3-2	W	Jan. 27	@ Montreal	1-4	L
Oct. 30	@ Calgary	2-4	L	Jan. 29	@ Winnipeg	3-5	L
Nov. 1	@ Edmonton	2-0	W	Jan. 31	NY Rangers	5-3	W
Nov. 2	@ Vancouver	2-6	L	Feb. 2	Quebec	5-3	W
Nov. 6	Winnipeg	7-3	W	Feb. 6	@ Boston	8-6	W
Nov. 8	St. Louis	5-4	W	Feb. 8	@ Hartford	4-2	W
Nov. 10	Calgary	5-1	W	Feb. 9	Edmonton	4-2	W
Nov. 13	Boston	6-4	W	Feb. 12	@ Philadelphia	0-4	L
Nov. 14	Quebec	1-3	L	Feb. 14	@ Calgary	3-3	T
Nov. 17	Toronto	3-5	L	Feb. 16	@ Edmonton	5-7	L
Nov. 19	@ Hartford	2-0	W	Feb. 19	Hartford	4-6	L
Nov. 22	Quebec	7-5	W	Feb. 21	NY Islanders	5-1	W
Nov. 25	Minnesota	3-4	L	Feb. 23	Washington	4-1	W
Nov. 27	@ Detroit	1-4	L	Feb. 26	@ Pittsburgh	2-5	L
Nov. 29	Montreal	2-5	L	Feb. 28	Quebec	2-6	L
Nov. 30	@ Toronto	2-3	L	Mar. 1	@ Quebec	8-4	W
Dec. 4	@ St. Louis	6-3	W	Mar. 4	@ Philadelphia	6-4	W
Dec. 6	Pittsburgh	1-3	L	Mar. 6	@ Los Angeles	3-5	L
Dec. 8	@ Boston	3-3	T	Mar. 7	Hartford	2-6	L
Dec. 10	@ Quebec	3-7	L	Mar. 9	New Jersey	4-3	W
Dec. 13	Hartford	4-6	L	Mar. 11	@ St. Louis	2-3	L
Dec. 15	Quebec	6-2	W	Mar. 12	@ Philadelphia	7-6	W
Dec. 17	@ NY Islanders	1-7	L	Mar. 13	@ Los Angeles	3-5	L
Dec. 18	@ NY Rangers	5-4	W	Mar. 19	@ Vancouver	4-3	W
Dec. 21	@ Montreal	1-3	L	Mar. 21	New Jersey	3-6	L
Dec. 22	Boston	5-1	W	Mar. 23	Los Angeles	6-1	W
Dec. 26	NY Rangers	6-3	W	Mar. 27	@ Philadelphia	1-0	W
Dec. 29	NY Islanders	4-3	W	Mar. 31	Boston	3-5	L
Jan. 2	@ Detroit	2-2	T	Apr. 1	@ Hartford	3-5	L
Jan. 4	@ Boston	0-4	L	Apr. 4	Montreal	4-2	W
Jan. 5	Los Angeles	2-3	L	Apr. 5	@ Montreal	2-4	L

\* - overtime decision

### REGULAR SEASON SCORING

NO.	PLAYER	GP	G	A	PIS	+/-	PPM	PP	SH	GWGT	SHOTS	PCT.
11	Gil Perreault	77	30	46	76	+0	34	8	2	5	192	15.6
8	Tony McKegney	78	36	37	73	+2	18	10	2	1	180	20.0
6	Phil Housley	77	19	47	66	-1	39	11	0	2	183	10.4
7	Dale McCourt	62	20	32	52	-12	10	3	1	3	117	17.1
17	Mike Foligno	66	22	25	47	+9	135	4	0	4	130	16.9
9	Gilles Hamel	66	22	42	64	+4	26	2	1	1	120	18.3
16	Ric Scilling	75	19	22	41	+2	41	6	0	2	127	15.0
12	Andre Savard	68	16	25	41	+11	28	3	2	2	122	13.1
5	Mike Ramsay	77	8	30	38	+20	55	1	1	0	116	6.9
29	Dave Andreychuk	43	14	23	37	+6	16	3	0	1	66	21.2
3	Hannu Virta	74	13	24	37	+7	18	2	2	1	109	16.7
20	Brent Peterson	75	13	24	37	+10	38	1	1	1	98	13.3
22	Lindy Ruff	60	12	17	29	+15	130	2	0	1	110	10.9
10	Craig Ramsay	64	11									



# YEAR BY YEAR RESULTS

## 1986-87 REGULAR SEASON SCORES (28-44, 5th place - Adams Division)

NO.	PLAYER	GP	G	A	PIS	+/-	PPM	PP	SH	GWGT	SHOTS	PCT.
Oct. 9	@ Winnipeg	2-3	L	Jan. 8	@ Minnesota	4-5*	L					
Oct. 11	@ Toronto	5-5	T	Jan. 10	@ Los Angeles	8-5	W					
Oct. 12	Calgary	2-4	L	Jan. 14	Montreal	3-3	T					
Oct. 15	Montreal	0-0	T	Jan. 17	@ Montreal	2-4	L					
Oct. 17	Pittsburgh	5-7	L	Jan. 18	Edmonton	6-5	W					
Oct. 18	@ Washington	4-2	W	Jan. 20	@ Minnesota	0-5	L					
Oct. 22	@ Pittsburgh	4-5*	L	Jan. 23	Washington	2-3	L					
Oct. 24	Hartford	4-5	L	Jan. 24	@ Washington	6-3	W					
Oct. 25	@ Hartford	2-3	L	Jan. 26	Boston	2-6	L					
Oct. 29	Montreal	2-5	L	Jan. 28	Philadelphia	4-7	L					
Nov. 1	@ New Jersey	5-1	W	Jan. 30	Quebec	3-1	W					
Nov. 2	@ Boston	7-1	W	Feb. 1	Detroit	6-1	W					
Nov. 5	Boston	8-3	W	Feb. 4	Hartford	3-1	W					
Nov. 7	Vancouver	6-7	L	Feb. 7	@ Quebec	2-5	L					
Nov. 9	NY Islanders	3-4	L	Feb. 8	Chicago	7-1	W					
Nov. 12	@ NY Rangers	1-2*	L	Feb. 14	@ NY Islanders	5-1	W					
Nov. 15	@ Montreal	2-4	L	Feb. 18	Boston	4-3	W					
Nov. 19	Boston	4-4	T	Feb. 20	@ NY Rangers	6-3	W					
Nov. 21	Quebec	1-6	L	Feb. 22	Hartford	5-3	W					
Nov. 22	@ Quebec	1-3	L	Feb. 24	NY Rangers	6-4	W					
Nov. 26	@ Hartford	0-3	L	Feb. 26	St. Louis	4-3	W					
Nov. 28	Boston	4-3	W	Feb. 28	@ Boston	1-5	L					
Nov. 29	@ Boston	2-6	L	Mar. 1	Vancouver	2-4	L					
Dec. 2	Minnesota	4-5	L	Mar. 3	@ Philadelphia	2-4	L					
Dec. 5	St. Louis	5-6	L	Mar. 5	New Jersey	6-5	W					
Dec. 6	@ New Jersey	3-4	L	Mar. 7	@ Quebec	5-5	T					
Dec. 9	@ Detroit	5-5	T	Mar. 8	Quebec	5-1	W					
Dec. 10	@ Chicago	3-6	L	Mar. 11	@ Los Angeles	3-2	W					
Dec. 13	@ Quebec	0-7	L	Mar. 13	@ Vancouver	4-6	L					
Dec. 14	Hartford	1-3	L	Mar. 14	@ Edmonton	8-5	L					
Dec. 17	@ Hartford	3-4	L	Mar. 17	Calgary	2-6	L					
Dec. 19	Montreal	3-2	W	Mar. 20	Montreal	2-3	L					
Dec. 20	@ Toronto	4-5*	L	Mar. 22	Detroit	3-2	W					
Dec. 23	Philadelphia	5-6	L	Mar. 25	Toronto	5-6	L					
Dec. 26	Pittsburgh	3-3	T	Mar. 26	Los Angeles	5-5	T					
Dec. 28	Calgary	1-1	L	Mar. 28	@ Montreal	3-6	L					
Dec. 31	Chicago	5-2	W	Mar. 29	Edmonton	2-3	L					
Jan. 2	Winnipeg	3-6	L	Apr. 2	@ St. Louis	3-5	L					
Jan. 4	Quebec	7-2	W	Apr. 4	@ NY Islanders	6-7	L					
Jan. 7	@ Winnipeg	4-2	W	Apr. 5	Hartford	6-0	W					

\* - overtime decision

## REGULAR SEASON SCORING

NO.	PLAYER	GP	G	A	PIS	+/-	PPM	PP	SH	GWGT	SHOTS	PCT.	
25	Dave Andreychuk	75	25	48	73	+2	46	13	0	2	1	255	9.8
6	Phil Housley	78	21	46	67	-2	57	8	1	2	0	202	10.1
21	Christian Ruutu	76	22	43	65	+9	62	3	1	1	0	182	13.2
17	Mike Foligno	75	20	29	59	+13	176	11	5	0	1	185	16.2
7	John Tucker	64	17	34	51	-3	21	4	0	0	1	104	16.3
28	Adam Creighton	62	16	24	40	-20	106	7	2	0	0	109	16.5
15	Doug Smith	62	16	24	40	-20	106	7	2	0	0	109	16.5
5	Mike Ramsey	80	8	31	39	+1	109	2	1	0	0	154	5.2
27	Will Palment	56	20	17	37	+2	108	2	0	3	0	117	17.1
65	Mark Napier (EDM)	61	8	13	21	+3	21	1	0	0	0	88	9.1
(BUF)	15	5	5	10	5	0	1	0	0	0	0	40	12.5
(TOT)	17	13	18	31	-2	21	1	1	0	0	0	128	10.2
18	Paul Cyr	73	11	16	27	-16	122	0	0	0	0	131	8.4
39	Clark Gillies	61	8	17	27	0	81	1	1	2	0	106	8.4
9	Scott Arnie	63	11	14	25	-1	59	0	0	3	0	90	12.2
28	Tom Kurvers (MTL)	1	0	0	0	+1	0	0	0	0	0	2	0
(BUF)	55	6	17	23	-10	24	1	0	1	0	1	71	8.5
(TOT)	56	6	17	23	-9	24	1	0	1	0	1	73	8.2
22	Lindy Ruff	30	6	14	20	-12	74	0	1	1	0	69	6.3
11	Ken Priestley	34	11	6	17	+3	8	3	0	0	0	49	22.4
11	Gal Perreault	20	9	7	16	-2	6	1	0	1	0	35	25.7
34	Jim Kerr	52	4	10	14	-3	158	0	0	0	0	35	11.4
37	Shawn Anderson	41	2	11	13	-0	23	0	0	0	0	26	7.7
32	Norm Lacombe	39	4	7	11	-9	8	1	0	0	1	48	8.3
26	Bob Logan	22	7	3	10	+5	0	1	0	0	0	22	31.8
23	Gates Chando	27	2	8	10	-6	16	0	0	0	0	24	8.3
31	Joe Reekie	15	1	8	9	+6	82	0	0	0	0	56	18.8
29	Jeff Parker	56	3	6	11	-9	8	1	0	0	0	10	30.0
31	Mike Hartman	17	3	3	6	+2	69	0	0	0	0	19	15.8
33	Lee Fogolin (EDM)	35	1	3	4	-2	17	0	0	0	0	37	2.7
(BUF)	9	0	2	2	-2	8	0	0	0	0	0	5	0
(TOT)	44	1	5	6	-4	25	0	0	0	0	0	42	2.4
20	Don Lever	10	3	2	5	-3	4	3	0	1	0	8	37.5
40	Uwe Krupp	26	4	5	9	-3	23	0	0	0	0	34	9.9
16	Paul Brydges	15	2	2	4	+4	6	0	0	0	0	8	25.0
29	Mark Fener	13	0	3	3	+2	9	0	0	0	0	5	0
14	Michael Andersson	16	0	3	3	-2	0	0	0	0	0	6	0
19	Bob Halkidis	6	1	2	3	0	19	0	0	0	0	4	25.0
26	Phil Russell	6	0	2	2	0	12	0	0	0	0	2	0
24	Bill Hutt	23	0	2	2	0	4	0	0	0	0	11	0
1	Jacques Cloutier	40	0	2	2	-10	0	0	0	0	0	0	0
0	Dave Keynes	0	0	1	3	-3	0	0	0	0	0	3	33.3
3	Richie Dunn	2	0	1	+2	2	0	0	0	0	0	1	0
4	Steve Dykstra	37	0	1	-7	179	0	0	0	0	0	21	0
30	Tom Barraso	46	0	1	-1	-22	0	0	0	0	0	0	0
8	Richard Hajas	0	0	0	+1	0	0	0	0	0	0	1	0
19	Doug Tripp	2	0	0	0	0	0	0	0	0	0	0	0
35	Daren Puppa	3	0	0	0	-2	0	0	0	0	0	0	0
3	Jim Hofford	12	0	0	-1	40	0	0	0	0	0	8	0

NO.	GOALTENDER	GP	MIN	AVG	W	L	T	EN	SO	GA	SA	PCT.
30	Tom Barraso	46	2501	3.65	17	23	2	4	2	152	1202	87.3
1	Jacques Cloutier	40	2167	3.79	11	19	5	1	0	137	1055	86.8
35	Daren Puppa	3	185	4.22	0	2	1	1	0	13	80	83.5
TEAM TOTALS		80	4853	3.81	28	44	8	6	2	308	2317	86.7

## 1987-88 REGULAR SEASON SCORES (37-32-11, 3rd place - Adams Division)

NO.	PLAYER	GP	G	A	PIS	+/-	PPM	PP	SH	GWGT	SHOTS	PCT.
Oct. 8	Minnesota	2-2	T	Jan. 8	Hartford	3-1	W					
Oct. 9	@ Montreal	3-6	L	Jan. 10	NY Rangers	4-3	W					
Oct. 11	Washington	6-8	L	Jan. 12	@ St. Louis	1-3	L					
Oct. 13	@ Pittsburgh	3-8	L	Jan. 14	@ Philadelphia	4-4	T					
Oct. 16	Quebec	2-2	T	Jan. 16	@ Boston	1-5	L					
Oct. 17	@ Quebec	6-3	W	Jan. 17	NY Islanders	5-2	W					
Oct. 18	Hartford	2-3	L	Jan. 20	Boston	5-3	W					
Oct. 23	Montreal	5-3	W	Jan. 22	New Jersey	7-3	W					
Oct. 24	@ Pittsburgh	3-5	L	Jan. 23	@ Washington	3-3	T					
Oct. 28	@ Hartford	2-2	T	Jan. 25	@ New Jersey	5-2	W					
Oct. 30	Los Angeles	5-1	W	Jan. 27	Montreal	1-4	L					
Nov. 1	Chicago	5-3	W	Jan. 29	NY Islanders	2-5	L					
Nov. 4	@ Los Angeles	5-4	W	Jan. 31	Winnipeg	4-4	T					
Nov. 7	@ Edmonton	0-5	L	Feb. 2	@ Quebec	6-3	W					
Nov. 8	@ Calgary	6-3	W	Feb. 5	Toronto	5-2	W					
Nov. 11	@ Vancouver	4-4	T	Feb. 6	@ NY Islanders	4-4	L					
Nov. 13	Minnesota	4-5	L	Feb. 12	@ Winnipeg	5-7	L					
Nov. 15	Toronto	5-4	W	Feb. 14	@ Chicago	3+1	L					
Nov. 18	@ Hartford	1-9	L	Feb. 16	@ St. Louis	3-4	W					
Nov. 20	Washington	5-3	W	Feb. 19	Philadelphia	4-5	L					
Nov. 22	Los Angeles	5-8	L	Feb. 21	Quebec	5-6	L					
Nov. 25	@ Philadelphia	2-5	L	Feb. 25	St. Louis	5-2	W					
Nov. 27	Hartford	2-4	L	Feb. 27	@ Hartford	4-3	W					
Nov. 29	Edmonton	2-5	L	Feb. 28	Winnipeg	5-3	W					
Dec. 3	Quebec	6-7	L	Mar. 1	@ Detroit	0-4	L					
Dec. 5	@ Hartford	1-2	L	Mar. 4	NY Rangers	6-3	W					
Dec. 6	Vancouver	1-5	L	Mar. 6	Boston	3-4	W					
Dec. 9	@ Chicago	6-2	W	Mar. 9	@ Minnesota	6-2	W					
Dec. 12	@ Boston	3-3	T	Mar. 12	@ Calgary	4-10	L					
Dec. 13	Calgary	1-7	L	Mar. 13	@ Vancouver	7-5	W					
Dec. 18	Montreal	2-2	T	Mar. 15	@ Edmonton	2-2	T					
Dec. 19	@ Montreal	2-1	W	Mar. 19	@ Boston	4-3	W					
Dec. 22	@ Boston	0-9	L	Mar. 20	Boston	2-6	L					
Dec. 23	@ Detroit	5-2	W	Mar. 22	@ NY Rangers	3-2	W					
Dec. 27	Pittsburgh	3-3	T	Mar. 25	New Jersey	2-2	T					
Dec. 29	@ Quebec	1-5	L	Mar. 27	Detroit	3-5	L					
Dec. 31	Boston	0-2	L	Mar. 29	@ Quebec	3-1	W					
Jan. 2	@ Toronto	6-4	W	Mar. 31	Hartford	3-2	W					
Jan. 4	Quebec	2-1	W	Apr. 2	@ Montreal	4-9	L					
Jan. 6	@ Montreal	6-5	W	Apr. 3	Montreal	4-4	T					

\* - overtime decision

## REGULAR SEASON SCORING

NO.	PLAYER	GP	G	A	PIS	+/-	PPM	PP	SH	GWGT	SHOTS	PCT.	
25	Dave Andreychuk	80	40	88	78	+1	112	15	5	0	5	253	11.9
21	Christian Ruutu	73	26	45	71	-3	85	8	1	4	0	185	14.1
6	Phil Housley	74	29	27	66	-17	96	0	1	1	0	126	16.7
23	Ray Sheppard	74	28	27	65	-6	14	15	0	5	1	212	20.0
17	Mike Foligno	74	29	28	57	-11	220	10	7	1	1	159	18.2
77	Pierre Turgeon	76	14	28	42	-8	34	8	0	3	0	101	13.9
3	Calie Johansson	71	4	38	42	+12	37	2	0	0	0	93	4.3
9	Scott Arnie	73	17	23	48	+8	31	2	1	2	1	111	15.3
7	John Tucker	45	19	38	+4	20	6	0	0	1	0	93	20.4
15	Doug Smith	70	9	19</									



# YEAR BY YEAR RESULTS

## 1989-90 REGULAR SEASON SCORES (45-27-8, 2nd place - Adams Division)

Oct. 5	Quebec	4-3	W	Jan. 2	@New Jersey	3-5	L
Oct. 7	@Montreal	2-2	T	Jan. 5	@Montreal	3-4	L
Oct. 8	Minnesota	1-5	T	Jan. 7	Boston	1-2	L
Oct. 11	@Toronto	7-1	W	Jan. 11	@Calgary	3-5	L
Oct. 13	Hartford	4-1	W	Jan. 13	@Vancouver	5-3	W
Oct. 14	@Detroit	2-6	L	Jan. 16	@Los Angeles	4-2	W
Oct. 15	Hartford	1-2	L	Jan. 19	Washington	3-4	L
Oct. 20	Montreal	6-2	L	Jan. 23	@Philadelphia	3-2	W
Oct. 21	@Pittsburgh	4-2	W	Jan. 24	@Chicago	3-2	W
Oct. 25	@Minnesota	2-4	L	Jan. 26	Chicago	2-4	L
Oct. 27	Toronto	6-5	W	Jan. 28	Pittsburgh	7-2	W
Oct. 29	Boston	4-3	W	Jan. 30	@Quebec	3-6	L
Nov. 2	@Montreal	4-3	W	Jan. 31	Quebec	6-3	W
Nov. 4	@Boston	3-3	T	Feb. 3	@Montreal	0-1	L
Nov. 5	Los Angeles	5-3	W	Feb. 4	NY Islanders	0-1	L
Nov. 8	@Hartford	6-5	W	Feb. 5	Montreal	3-1	W
Nov. 10	Vancouver	4-2	W	Feb. 9	NY Rangers	5-2	W
Nov. 12	Edmonton	6-5	W	Feb. 11	@St. Louis	2-4	L
Nov. 16	@Calgary	4-4	T	Feb. 13	@Chicago	1-4	L
Nov. 17	@Edmonton	0-3	L	Feb. 16	Montreal	5-3	W
Nov. 19	@Vancouver	3-2	T	Feb. 18	Hartford	4-6	L
Nov. 21	@Quebec	4-1	W	Feb. 20	@Winnipeg	4-3	W
Nov. 25	@Quebec	4-2	W	Feb. 21	@Edmonton	3-7	L
Nov. 26	Hartford	4-2	W	Feb. 23	Hartford	7-3	W
Nov. 28	@Hartford	4-2	W	Feb. 25	Winnipeg	3-1	W
Nov. 30	@Boston	1-5	L	Feb. 27	@St. Louis	1-4	L
Dec. 1	New Jersey	6-4	W	Mar. 3	@Quebec	3-3	T
Dec. 3	St. Louis	4-3	W	Mar. 4	Quebec	5-3	W
Dec. 5	@NY Islanders	0-3	L	Mar. 6	@Washington	1-1	T
Dec. 7	@Philadelphia	3-4	L	Mar. 8	@Boston	10-4	W
Dec. 10	Washington	4-3	W	Mar. 10	@Hartford	5-0	W
Dec. 13	Boston	2-4	L	Mar. 12	Los Angeles	5-6	L
Dec. 16	@Boston	3-1	W	Mar. 16	Toronto	3-4	L
Dec. 17	Philadelphia	4-3	W	Mar. 18	Winnipeg	4-3	W
Dec. 20	@NY Rangers	2-2	T	Mar. 21	Calgary	5-4	W
Dec. 22	Montreal	2-2	T	Mar. 25	New Jersey	3-4	L
Dec. 23	@Quebec	6-5	W	Mar. 27	@Detroit	6-5	W
Dec. 26	Detroit	6-3	W	Mar. 29	Minnesota	4-2	W
Dec. 29	Boston	3-4	L	Mar. 31	@Pittsburgh	3-2	W
Dec. 31	NY Islanders	2-4	L	Apr. 1	Quebec	5-2	W

\* - overtime decision

## REGULAR SEASON SCORING

NO.	PLAYER	GP	G	A	PIS	+/-	PPM	SHGW	SHOTS	PCT.		
77	Pierre Turgeon	73	40	106	10	29	17	1	101	193	20.7	
23	Dave Andreychuk	73	40	82	6	42	18	0	3	206	19.4	
6	Phil Housley	80	21	60	81	11	32	8	1	4	201	10.4
21	Christian Ruutu	75	19	41	60	9	66	4	1	2	160	11.9
22	Rick Vaive	29	19	48	9	74	8	0	4	0	195	14.9
8	Doug Bodger	71	26	3	64	1	0	1	0	0	167	15.6
89	Alexander Mogilny	65	15	28	43	8	16	4	0	2	130	11.5
17	Mike Foligno	61	25	40	13	99	3	0	1	1	107	14.0
9	Scott Arnie	79	18	14	32	4	77	1	1	4	123	14.6
18	Dave Snuggard	80	14	16	30	8	41	1	2	2	120	11.7
5	Mike Ramsey	73	4	21	25	21	37	11	0	2	91	4.4
4	Uwe Krupp	74	3	20	23	15	85	0	1	1	69	4.3
20	Mike Hartman	60	11	10	21	-10	21	2	0	3	97	11.3
24	Jay Wells (PH)	59	3	16	19	4	129	0	0	0	76	3.9
1	(BUF)	1	0	1	1	0	0	0	0	0	0	0
(TOT)		60	3	17	20	5	129	0	0	0	6	3.9
33	Benoit Hogue	45	11	7	18	0	79	1	0	1	73	15.1
19	Kevin Maguire	61	6	9	15	-3	115	0	0	1	62	9.7
3	Grant Ledyard	67	2	13	15	2	37	0	1	0	91	2.2
36	Ken Frimley	35	7	7	14	-1	14	1	0	1	66	10.6
26	Dan Kennedy	80	2	12	14	-12	53	0	0	0	51	3.9
29	Jeff Parker	61	4	5	9	-9	70	0	0	0	61	6.6
17	Darrin Shannon	17	2	7	9	6	4	0	0	0	20	10.0
23	Ray Sheppard	18	4	2	6	3	0	1	0	1	31	12.9
37	Shawn Anderson	16	1	3	4	2	8	0	0	0	16	6.3
31	Daren Pappa	56	0	4	4	-4	0	0	0	0	0	0
32	Rob Ray	27	2	1	3	-2	99	0	0	0	20	10.0
7	John Tucker	8	1	2	3	-3	2	1	0	0	8	12.5
7	Mike Donnelly	12	1	2	3	-4	8	0	0	0	20	5.0
42	Bob Corkum	8	2	0	2	2	4	0	0	1	6	33.3
30	Clint Malarchuk	29	0	2	2	-14	0	0	0	0	0	0
27	Larry Playfair	4	0	1	1	-2	2	0	0	0	0	0
14	Sieve Ludzik	11	0	1	1	-2	6	0	0	0	15	0
43	Francois Guay	1	0	0	0	0	0	0	0	0	1	0
55	Reed Larson	1	0	0	0	1	0	0	0	0	1	0
44	Brad Miller	1	0	0	0	1	0	0	0	0	0	0
15	Kevin Haller	2	0	0	0	0	0	0	0	0	1	0
40	Mitch Molloy	2	0	0	0	0	0	0	0	0	1	0
36	Darcy Loewen	4	0	0	0	-3	4	0	0	0	1	0
39	Don McIven	4	0	0	0	-3	6	0	0	0	4	0
28	Dale DeGray	6	0	0	0	-4	6	0	0	0	5	0
12	Scott Metcalfe	7	0	0	0	0	5	0	0	0	5	0

NO.	GOALTENDER	GP	MIN	AVG	W	L	T	EN	SO	GA	SA	PCT.
31	Daren Pappa	56	3241	2.89	31	16	6	2	1	156	1610	.503
30	Clint Malarchuk	29	1596	3.35	14	11	2	1	0	89	914	.503
TEAM TOTALS		80	4850	3.07	45	27	8	3	1	248	2524	.502

## 1990-91 REGULAR SEASON SCORES (31-30-19, 3rd place - Adams Division)

Oct. 4	Montreal	3-3	T	Jan. 4	Winnipeg	4-1	W
Oct. 6	@Montreal	5-6	L	Jan. 8	@Vancouver	3-3	T
Oct. 10	@Hartford	3-4	L	Jan. 10	@Los Angeles	2-5	L
Oct. 12	Quebec	2-4	L	Jan. 12	@Minnesota	5-3	W
Oct. 13	@Quebec	4-4	T	Jan. 14	@Toronto	9-3	W
Oct. 17	Montreal	3-4	L	Jan. 16	Detroit	5-3	W
Oct. 18	@Pittsburgh	4-4	T	Jan. 22	Boston	6-4	L
Oct. 20	@NY Islanders	3-1	W	Jan. 24	@Chicago	5-4	W
Oct. 25	@New Jersey	1-5	L	Jan. 26	@Montreal	1-4	L
Oct. 27	@Toronto	3-1	W	Jan. 27	Calgary	4-5	L
Oct. 28	Hartford	5-0	W	Jan. 29	@St. Louis	3-8	L
Oct. 31	Boston	3-3	T	Jan. 31	Quebec	1-4	L
Nov. 3	@Boston	4-1	W	Feb. 3	Edmonton	2-3	L
Nov. 4	Calgary	2-1	W	Feb. 6	St. Louis	4-5	L
Nov. 7	@NY Rangers	2-6	L	Feb. 8	Los Angeles	4-1	T
Nov. 9	Vancouver	7-1	W	Feb. 10	@Winnipeg	2-0	W
Nov. 10	@Washington	4-2	W	Feb. 12	@Quebec	4-4	T
Nov. 14	@Los Angeles	2-4	L	Feb. 13	Minnesota	6-6	T
Nov. 16	@Edmonton	2-4	L	Feb. 15	Montreal	2-2	T
Nov. 17	@Calgary	3-3	T	Feb. 17	Toronto	0-3	L
Nov. 21	NY Rangers	5-5	T	Feb. 19	@Pittsburgh	3-6	L
Nov. 23	@Edmonton	4-3	W	Feb. 23	Hartford	5-4	W
Nov. 26	@NY Rangers	0-5	L	Feb. 24	Hartford	5-5	T
Nov. 28	@Montreal	2-1	W	Feb. 26	@NY Islanders	1-1	T
Dec. 1	@Quebec	2-4	L	Feb. 28	@Quebec	5-1	W
Dec. 2	Detroit	3-3	T	Mar. 2	@Boston	7-4	W
Dec. 6	@Philadelphia	4-3	W	Mar. 3	Hartford	5-4	W
Dec. 7	Hartford	3-4	L	Mar. 8	Chicago	3-5	L
Dec. 9	Boston	2-3	L	Mar. 10	Vancouver	5-7	L
Dec. 11	@Detroit	3-4	L	Mar. 12	@Minnesota	2-5	L
Dec. 14	Pittsburgh	3-4	L	Mar. 13	@Winnipeg	6-2	W
Dec. 15	St. Louis	5-6	L	Mar. 16	@Edmonton	1-2	L
Dec. 18	@Hartford	4-3	W	Mar. 17	Hartford	6-1	W
Dec. 20	@Boston	1-4	L	Mar. 20	Montreal	3-2	W
Dec. 23	Quebec	1-0	W	Mar. 23	Boston	3-6	L
Dec. 26	Boston	3-3	T	Mar. 24	Philadelphia	6-2	W
Dec. 28	Chicago	5-0	W	Mar. 26	@Montreal	1-2	L
Dec. 29	@New Jersey	4-4	T	Mar. 28	Quebec	4-4	T
Dec. 31	Philadelphia	5-2	W	Mar. 30	@Hartford	5-5	T
Jan. 2	NY Islanders	5-4	W	Mar. 31	Hartford	5-2	W

\* - overtime decision

## REGULAR SEASON SCORING

NO.	PLAYER	GP	G	A	PIS	+/-	PPM	SHGW	SHOTS	PCT.		
10	Dale Hawerchuk	80	58	89	2	32	12	0	1	194	16.0	
77	Pierre Turgeon	78	32	47	34	14	18	3	3	174	18.4	
25	Dave Andreychuk	80	36	33	69	11	32	13	0	4	234	15.4
89	Alexander Mogilny	62	30	34	64	14	16	3	3	5	201	14.9
22	Rick Vaive	71	25	27	52	11	74	9	0	3	155	16.1
21	Christian Ruutu	77	16	30	41	16	6	2	1	1	123	10.3
33	Kenali Hogue	76	19	28	47	-8	74	1	0	2	134	14.2
4	Uwe Krupp	74	12	32	44	14	66	6	0	2	138	8.7
3	Grant Ledyard	80	8	23	31	13	46	2	1	1	118	6.8
8	Doug Bodger	58	5	23	28	-8	54	2	0	0	139	3.6
19	Tony Tanti (PH)	46	4	12	18	1	44	3	0	0	74	8.1
(TOT)		56	7	19	26	3	50	3	0	0	93	7.5
18	Dave Snuggard	80	15	24	-13	32	0	2	0	2	128	7.0
42	Mikko Makiela	60	15	7	22	-2	25	2	1	1	62	24.2
12	Greg Peluso (PH)	43	9	10	-9	10	-4	1	0	1	66	7.0
(BUF)		12	2	1	3	0	4	0	0	0	9	22.2
(TOT)		55	11	11	22	-6	14	1	0	2	75	14.7
5	Mike Ramsey	71	6	14	20	14	46	0	0	1	87	6.9
32	Rob Ray	66	8	16	-11	348	0	1	0	54	14.8	
16	*Darrin Shannon	34	8	14	-11	12	1	0	0	1	56	14.3
26	Dean Kennedy	64	4	8	12	5	119	0	2	0	46	8.7
20	Mike Hartman	60	9	2	11	-10	204	2	0	0	65	13.8
17	Mike Foligno	31	4	5	9	4	42	0	0	0	27	14.8
15	Luigi Francese (TOR)	16	1	2	-2	30	0	0	0	7	1	



# YEAR BY YEAR RESULTS

## 1992-93 REGULAR SEASON SCORES (33-36-10, 4th place - Adams Division)

Oct.8	Quebec	4-5	L	Jan.12	@Boston	2-5	L
Oct.10	@Hartford	5-2	W	Jan.15	@Vancouver	1-4	L
Oct.11	Montreal	4-2	W	Jan.17	@Edmonton	2-3	L
Oct.13	@Pittsburgh	8-6	W	Jan.19	@Calgary	3-2*	W
Oct.16	Tampa Bay	5-4	W	Jan.20	@Quebec	6-2	W
Oct.17	@Washington	4-6	L	Jan.23	@Quebec	3-4	L
Oct.21	Chicago	4-1	W	Jan.26	@Philadelphia	4-3*	W
Oct.23	San Jose	5-4	W	Jan.27	Washington	4-3	W
Oct.28	@Toronto	4-4	T	Jan.29	NY Rangers	6-4	W
Oct.30	Ottawa	12-3	W	Jan.31	Edmonton	4-5*	L
Nov.2	@NY Rangers	6-7	L	Feb.8	Hartford	3-2	W
Nov.5	@San Jose	5-7	L	Feb.8	@Ottawa	2-1	L
Nov.7	@Los Angeles	2-5	L	Feb.10	@Winnipeg	6-2	W
Nov.11	Boston	7-2	W	Feb.12	Vancouver	1-3	L
Nov.13	Hartford	8-2	W	Feb.14	Pittsburgh	7-4	W
Nov.14	@NY Islanders	5-7	L	Feb.19	@New Jersey	3-3	T
Nov.17	@Pittsburgh	2-3	L	Feb.24	Detroit	10-7	W
Nov.18	@New Jersey	2-4	L	Feb.26	Montreal	4-6	L
Nov.21	Minnesota	3-4	L	Feb.27	@Montreal	4-8	L
Nov.22	@Philadelphia	4-1	T	Mar.1	Vancouver	2-5	L
Nov.25	Quebec	1-1	T	Mar.3	@NY Rangers	2-2	T
Nov.27	Ottawa	4-1	W	Mar.5	Hartford	2-4	L
Nov.29	@Ottawa	5-4	W	Mar.7	Winnipeg	2-1	W
Nov.30	@Montreal	0-5	L	Mar.10	@Quebec	7-4	W
Dec.4	NY Islanders	3-3	T	Mar.13	@Hartford	3-3	T
Dec.6	New Jersey	3-7	L	Mar.15	Los Angeles	2-2	T
Dec.7	@Quebec	3-4	L	Mar.16	@St. Louis	2-2	T
Dec.9	Boston	5-2	W	Mar.20	@Tampa Bay	3-1	W
Dec.11	Hartford	9-3	W	Mar.22	@Montreal	8-3	W
Dec.12	@Hartford	1-1	T	Mar.24	Boston	0-2	L
Dec.15	@Boston	3-2	W	Mar.25	@Chicago	6-4	W
Dec.19	@Montreal	2-4	L	Mar.28	Ottawa	3-1	W
Dec.20	Toronto	4-4	T	Mar.30	New Jersey	5-2	W
Dec.23	Washington	2-4	L	Apr.3	@Boston	2-3	L
Dec.27	Pittsburgh	4-1	W	Apr.6	Boston	0-3	L
Dec.31	NY Rangers	11-6	W	Apr.6	Minnesota	1-3	L
Jan.2	@Ottawa	7-2	W	Apr.6	@Minnesota	1-3	L
Jan.3	St. Louis	6-5*	W	Apr.10	@Detroit	1-3	L
Jan.6	@Hartford	3-1	W	Apr.11	Quebec	1-3	L
Jan.10	NY Islanders	1-1	T	Apr.13	Montreal	2-3*	L
Jan.18	Calgary	5-3	W	Apr.15	Philadelphia	4-7	L

\* - overtime decision # - game played at Hamilton, ONT  
 \*\* - postponed from Mar. 14

## REGULAR SEASON SCORING

NO.	PLAYER	GP	G	A	PIS	+/-	PPM	PP	SH	GW	GT	SHOTS	PCT.
16	Pat LaFontaine	83	55	148	11	63	20	2	7	1	306	173	17.3
89	Alexander Mogilny	77	35	127	17	52	8	2	0	2	299	62	21.1
10	Dale Hawerchuk	52	29	61	-8	48	20	2	0	2	171	170	17.5
25	Dave Andreychuk	81	29	61	-17	52	8	2	0	2	151	58	20.5
8	Doug Bodger	81	29	61	-17	52	8	2	0	2	126	164	16.7
20	Bob Sweeney	80	28	47	2	118	4	3	3	0	176	102	16.6
19	Randy Wood	82	25	43	9	66	6	0	3	3	122	164	16.3
13	Yuri Khayleev	82	25	43	9	66	6	0	3	3	97	155	15.9
18	Wayne Presley	68	20	39	6	28	0	3	3	0	114	114	11.4
42	Richard Smeklik	80	17	32	5	96	0	1	2	0	97	155	15.9
12	*Richard Smeklik	80	17	32	5	96	0	1	2	0	97	155	15.9
7	Petr Svoboda	82	13	26	3	342	0	1	0	1	61	33	17.4
41	Ken Sutton	48	2	26	3	39	1	0	2	1	77	104	16.3
14	Dave Hannan	55	5	15	20	8	43	0	0	0	43	116	11.6
28	Donald Audette	45	12	20	7	19	-8	5	1	2	0	92	13.0
12	Bob Enrey (PIT)	54	8	6	14	-2	4	0	0	0	9	11.1	11.1
3	Craig Lundberg (TOT)	82	9	18	0	80	0	2	0	2	88	102	10.2
3	Craig Lundberg (TOT)	50	2	14	16	-2	45	1	0	0	79	25	29.5
3	Gord Donnell	60	3	8	11	5	221	0	1	0	69	87	7.9
29	Bob Corkum	68	6	4	10	3	38	0	1	0	38	79	7.4
5	Mike Ranson	32	2	8	10	4	20	0	0	0	27	74	7.4
9	Wesley Gaudin	36	2	6	9	4	0	0	0	0	25	80	8.0
23	Randy Moller	35	2	7	6	83	0	0	0	0	25	80	8.0
24	Billy Houlder	15	3	5	8	5	6	0	0	0	1	29	10.3
17	Colin Patterson	36	4	0	6	-2	22	0	1	0	30	133	13.3
6	Keith Carney	30	2	4	6	3	55	0	0	0	26	77	7.7
32	Rob Ray	68	3	2	5	-211	1	0	0	0	28	107	10.7
4	*Phillipe Boucher	18	0	4	4	1	14	0	0	0	0	28	8.0
4	*Scott Thomas	7	1	1	2	15	0	0	0	0	0	25	8.0
36	*Matthew Barnaby	2	1	0	1	0	10	1	0	0	0	8	12.5
35	Daren Puppa	24	0	1	1	0	0	0	0	0	0	1	10.0
44	*Matthew Barnaby	2	1	0	1	0	10	1	0	0	0	8	12.5
15	Doug Macdonald	5	1	0	1	0	2	0	0	0	0	1	10.0
15	Doug Macdonald	10	1	1	5	6	0	0	0	0	0	10	10.0
31	Daren Puppa	24	0	1	1	0	0	0	0	0	0	0	0.0
35	Tom Draper	11	0	0	0	0	0	0	0	0	0	0	0.0
12	*Peter Clavaglia	3	0	0	0	0	0	0	0	0	0	0	0.0
39	Dominik Hasek	28	0	0	0	0	0	0	0	0	0	0	0.0
31	Craig Fuhr	29	0	0	0	0	0	0	0	0	0	0	0.0
31	Craig Fuhr (BUF)	29	0	0	0	0	0	0	0	0	0	0	0.0
31	Craig Fuhr (TOT)	58	0	0	0	0	0	0	0	0	0	0	0.0

## NO. GOALTENDER GP MIN AVG W L T EN SO GA SA PCT. A PIM

39	Dominik Hasek	58	3358	195	30	26	6	3	7	109	1552	907	58.4	3	6
31	Craig Fuhr	32	1726	268	13	12	3	0	2	106	907	883	44.6	16	6
TEAM TOTALS	84	5097	257	43	39	3	9	218	2482	2111					

\* - rookie

## 1993-94 REGULAR SEASON SCORES (43-32-9, 4th place - Northeast Division)

Oct.7	@Boston	5-3	W	Jan.12	@Winnipeg	2-3	L
Oct.9	@Montreal	4-7	L	Jan.15	@St. Louis	1-2	L
Oct.10	Hartford	2-3	L	Jan.16	@Dallas	4-2	W
Oct.12	@Philadelphia	3-5	L	Jan.19	Edmonton	1-1	T
Oct.15	NY Rangers	2-5	L	Jan.24	@Tampa Bay	0-4	L
Oct.16	@Washington	3-4	L	Jan.27	Washington	0-4	L
Oct.18	Detroit	2-4	L	Jan.29	@Montreal	3-2	W
Oct.22	Pittsburgh	2-4	L	Jan.30	Florida	2-3	L
Oct.23	@Hartford	3-3	T	Feb.2	@New Jersey	3-2	W
Oct.27	@Calgary	3-0	T	Feb.4	@Florida	7-2	W
Oct.29	@Edmonton	6-3	W	Feb.6	NY Islanders	4-4	W
Oct.30	@Vancouver	6-3	W	Feb.8	@NY Islanders	1-3	L
Nov.7	Pittsburgh	3-0	W	Feb.10	@Boston	3-3	T
Nov.10	Philadelphia	3-5	L	Feb.11	Montreal	5-1	W
Nov.13	@Philadelphia	7-2	W	Feb.13	Dallas	3-5	L
Nov.13	@Philadelphia	7-2	W	Feb.16	@Hartford	3-3	T
Nov.17	@New Jersey	0-4	L	Feb.18	Florida	4-1	W
Nov.19	Winnipeg	6-0	W	Feb.20	@Washington	5-3	W
Nov.21	San Jose	6-5	W	Feb.21	Quebec	4-2	W
Nov.22	@Ottawa	5-2	W	Feb.23	Anaheim	2-1	W
Nov.24	New Jersey	3-5	L	Feb.25	Chicago	1-3	L
Nov.26	Ottawa	5-2	W	Feb.26	@Pittsburgh	3-4	L
Nov.27	@Quebec	2-2	T	Mar.2	@Ottawa	7-2	W
Nov.29	@Toronto	3-0	W	Mar.4	Pittsburgh	2-1	W
Dec.1	@Florida	1-2*	L	Mar.8	@San Jose	4-4	T
Dec.5	Boston	3-1	W	Mar.9	@Anaheim	3-0	W
Dec.8	@Ottawa	3-1	W	Mar.12	@Los Angeles	5-3	W
Dec.10	Calgary	6-2	W	Mar.17	@NY Islanders	2-2	T
Dec.11	@Hartford	3-0	W	Mar.20	Ottawa	6-2	W
Dec.13	@NY Rangers	0-2	L	Mar.23	St. Louis	2-3	L
Dec.16	@Pittsburgh	1-2	L	Mar.27	Hartford	6-3	W
Dec.17	Los Angeles	2-0	W	Mar.25	Hartford	6-3	W
Dec.19	Tampa Bay	3-3	T	Mar.27	NY Islanders	4-1	W
Dec.23	Montreal	5-0	W	Mar.30	Tampa Bay	2-3	L
Dec.26	@NY Islanders	3-4	L	Apr.1	@Quebec	6-2	W
Dec.27	Philadelphia	0-2	L	Apr.2	@Quebec	4-6	L
Dec.31	NY Rangers	4-1	W	Apr.4	@Quebec	4-6	L
Jan.2	Toronto	3-3	T	Apr.8	Montreal	4-1	W
Jan.7	Pittsburgh	3-4	L	Apr.10	Quebec	4-1	W
Jan.9	Vancouver	5-3	W	Apr.12	@NY Rangers	2-3	L
Jan.11	@Chicago	5-2	W	Apr.14	Washington	2-3	L

\* - overtime decision # - game played at Sacramento, CA  
 \*\* - rescheduled from March 1

## REGULAR SEASON SCORING

NO.	PLAYER	GP	G	A	PIS	+/-	PPM	PP	SH	GW	GT	SHOTS	PCT.
10	Dale Hawerchuk	81	35	51	86	10	13	1	7	0	227	154	16.2
89	Alexander Mogilny	66	32	47	79	8	22	17	0	7	1	258	14.8
28	Donald Audette	77	27	31	58	13	49	11	4	0	4	171	15.8
13	Yuri Khayleev	77	27	31	58	13	49	11	4	0	4	171	15.8
26	Derek Flinn	81	27	31	58	13	49	11	4	0	4	171	15.8
27	Brad May	84	27	45	6	-171	3	2	0	3	0	166	10.3
42	Richard Smeklik	84	27	45	6	-171	3	2	0	3	0	166	10.3
8	Doug Bodger	75	7	32	39	8	76	5	1	1	0	144	4.9
19	Randy Wood	65	7	25	18	103	1	5	1	0	0	93	8.3
18	Wayne Presley	84	22	16	38	7	5	1	1	0	0	95	4.2
20	Bob Sweeney	60	11	14	25	3	94	3	1	0	7	145	7.6
41	Ken Sutton	78	4	20	24	-6	71	0	0	0	0	40	15.0
14	Dave Hannan	66	15	13	18	-4	2	1	0	0	0	40	12.5
16	Pat LaFontaine	16	5	13	18	-4	2	1	0	0	0	40	12.5
22	Craig Simpson	22	8	16	-2	8	2	0	2	0	0	28	28.6
7	Petr Svoboda	60	2	14	16	-1	89	1	0	0	0	80	2.5
4	*Phillipe Boucher	38	6	14	-1	4	0	0	0	0	0	6	0.0
5	Craig Mumt (CHI)	73	2	8	10	28	62	0	1	2	0	39	5.1
43	Jason Dave	32	6										



# SABRES MAJOR TRANSACTIONS 1970-96

Date	Transaction
	Selected Kevin O'Shea, Cliff Schmutz, Brian McDonald and Bill Inglis in the Inter-League Draft.
6-9-70	Claimed Joe Daley on waivers from Pittsburgh.
6-9-70	Selected Tom Webster, Al Hamilton, Don Marshall, Tracy Pratt, Jim Watson, Francois Lacombe, Phil Goyette, Reg Fleming, Mike McMahon, Skip Krake, Jean-Guy Lagace, Craig Cameron, Chris Evans, Doug Barrie, Gerry Meehan, Paul Terbenche, Brian Perry, Howie Menard, Rocky Farr and Gary Edwards in the NHL Expansion Draft.
6-10-70	Traded Tom Webster to Detroit for Roger Crozier.
6-10-70	Purchased Ted Hodgson from the N.Y. Rangers.
9-2-70	Purchased Floyd Smith and Brent Imlach from Toronto.
10-2-70	Traded Craig Cameron to St. Louis for Ron Anderson.
10-9-70	Purchased Dave Dryden from Pittsburgh.
10-19-70	Purchased Bill Sutherland from Philadelphia.
10-19-70	Traded Bill Sutherland to St. Louis for future considerations.
11-2-70	Claimed Steve Atkinson on waivers from Boston.
11-2-70	Claimed Paul Andrea on waivers from California.
11-3-70	Claimed Bob Baun on waivers from Detroit.
11-4-70	Traded Bob Baun to St. Louis for Jean-Guy Talbot and Larry Keenan.
11-25-70	Traded Mike McMahon to Los Angeles for Eddie Shack and Dick Duff.
12-28-70	Lost Cliff Schmutz on waivers to Philadelphia.
12-28-70	Traded Jean-Guy Legace to Pittsburgh for Terry Ball.
1-24-71	Traded Joe Daley to Detroit for Don Luce and Mike Robitaille.
5-25-71	Selected Danny Lawson from Minnesota, Rod Zaine from Pittsburgh, Rene Robert and Ken Murray from Toronto, Ray McKay from Chicago, Tom Miller from Detroit and Hugh Harris from Montreal and lost Don Marshall to Toronto, Gary Edwards to Los Angeles and Rene Robert to Pittsburgh in Intra-League Draft.
6-6-71	Traded Larry Keenan to Philadelphia for Larry Mickey.
11-16-71	Traded Larry Keenan and Mike Keeler to Los Angeles for Mike Byers and Larry Hillman.
12-16-71	Traded Doug Barrie and Mike Keeler to Los Angeles for Mike Byers and Larry Hillman.
1-14-72	Traded a second round draft choice in 1972 (Larry Sacharuk) to the New York Rangers for Jim Lorentz.
3-3-72	Lost Kevin O'Shea on waivers to St. Louis.
3-4-72	Traded Eddie Shack to Pittsburgh for Rene Robert.
3-5-72	Traded Chris Evans to St. Louis for George Morrison and a second round draft choice in 1972 (Larry Carriere).
3-5-72	Sold Phil Goyette to the N.Y. Rangers.
3-5-72	Traded Norm Lacombe to Pittsburgh in Intra-League Draft.
6-5-72	Acquired Tim Horton from Minnesota, Rod Zaine to Atlanta in the Expansion Draft.
6-6-72	Lost Tom Miller and Ken Murray to the N.Y. Islanders and Rod Zaine to Atlanta in the Expansion Draft.
6-18-72	Purchased Rod Busniuk from Montreal.
2-14-73	Traded Butch Deadmarsh to Atlanta for Norm Gratton.
6-12-73	Lost Ray McKay to California and acquired Joe Noris from St. Louis in the Intra-League Draft.
6-14-73	Traded Jake Rathwell to St. Louis for Paul Curtis.
12-27-73	Traded Tracy Pratt and John Gould to Vancouver for Jerry Korab.
1-21-74	Traded Paul Curtis to the N.Y. Rangers for Real Lemieux.
3-10-74	Traded Doug Rombough to the N.Y. Islanders for Brian Spencer.
6-10-74	Lost Ron Busniuk to Detroit in Intra-League Draft.
6-12-74	Lost Paul Terbenche to Kansas City and Steve Atkinson and Randy Wyrozub to Washington in the Expansion Draft.
10-14-74	Traded Gerry Meehan and Mike Robitaille to Vancouver for Jocelyn Guevremont and Bryan McSheffrey.
1-27-75	Traded Norm Gratton and a third round draft choice in 1976 (Ron Zanussi) to Minnesota for Fred Stanfield.
3-3-75	Traded the rights to Garry Lariviere to the N.Y. Islanders for the rights to Gerry Desjardins.
10-1-75	Sold Rocky Farr to Kansas City.
10-1-75	Traded Larry Carriere, a first round draft choice in 1976 (Greg Carroll) and cash to Atlanta for Jacques Richard.
6-11-76	Traded the rights to free agent Peter McNab to Boston for the rights to free agent Andre Savard.
3-3-77	Sold Roger Crozier to Washington.
9-20-77	Traded Brian Spencer to Pittsburgh for Ron Schock.
2-6-79	Traded Gary McAdam to Pittsburgh for Dave Schultz.
3-12-79	Traded Jocelyn Guevremont to the N.Y. Rangers for a third round draft choice in 1979 (Jacques Cloutier) and a third round draft choice in 1980 (Sean McKenna).
6-13-79	Lost Lee Fogolin and Ron Areshenkoff to Edmonton, Terry Martin to Quebec and Dave Given to Hartford in the Expansion Draft.
10-5-79	Traded Rene Robert to Colorado for John Van Boxmeer.
11-13-79	Traded Alex Tidey to Edmonton for John Gould.
3-10-80	Traded Jerry Korab to Los Angeles for a first round draft choice in 1982 (Phil Housley).
10-30-80	Traded Bill Stewart to St. Louis for Bob Hess and a fourth round draft choice in 1981 (Anders Wickenberg).
1-12-81	Lost Rick Dudley on waivers to Winnipeg.
3-10-81	Traded Rick Martin to Los Angeles for a third round draft choice in 1981 (Colin Chisholm) and a first round draft choice in 1983 (Tom Barrasso).
3-10-81	Traded Don Luce to Los Angeles for a sixth round draft choice in 1982 (Jeff Parker) and cash.
10-5-81	Acquired Yvon Lambert from Montreal and lost Rob McClanahan to Hartford in Waiver Draft.

# SABRES MAJOR TRANSACTIONS 1970-96


Date	Transaction
12-2-81	Traded Jim Schoenfeld, Danny Gare and Derek Smith to Detroit for Mike Foligno, Dale McCourt and Brent Peterson.
12-2-81	Traded Bob Sauve to Detroit for a conditional first round draft choice (Sauve was returned to the Sabres after the 1981-82 season).
2-8-82	Acquired Paul Harrison on waivers from Pittsburgh.
6-9-82	Traded Alan Haworth and a third round draft choice in 1982 (Milan Novy) to Washington for a second round draft choice (Mike Anderson) and a fourth round draft choice (Timo Jutila) in 1982.
6-9-82	Traded Don Edwards, Richie Dunn, a second round draft choice in 1982 (Rich Kromm) and a first round draft choice in 1983 (Dan Quinn) to Calgary for a first round draft choice (Paul Cyr) and second round draft choice (Jens Johansson) in 1982 and a first round draft choice (Norm Lacombe) and a second round draft choice in 1983 (John Tucker).
6-9-82	Traded a 12th round draft choice in 1982 (Marco Callas) to Washington for a 12th round draft choice in 1983 (Kermit Salfi).
6-6-83	Traded Tony McKegney, Andre Savard, J.F. Sauve and a third round draft choice in 1983 (Iirvo Jarvi) to Quebec for Real Cloutier and a first round draft choice in 1983 (Adam Creighton).
10-3-83	Lost John Van Boxmeer to Quebec in the Waiver Draft.
12-6-84	Traded Steve Patrick and Jim Wiemer to the N.Y. Rangers for Dave Maloney and Chris Renaud.
9-9-85	Purchased Don Lever from New Jersey.
10-4-85	Traded Randy Cunneymyworth and Mike Moller to Pittsburgh for Pat Hughes.
10-7-85	Lost Brent Peterson to Vancouver in the Waiver Draft.
10-15-85	Traded Bob Sauve to Chicago for a third round draft choice in 1985 (Kevin Kerr).
1-30-86	Traded Larry Playfair, Sean McKenna and Ken Baumgartner to Los Angeles for Brian Engblom and Doug Smith.
3-11-86	Traded a 12th round draft choice in 1986 (Doug Kirton) to New Jersey for Phil Russell.
4-22-86	Traded a third round draft choice in 1987 (Ross Wilson) to Los Angeles for an eighth round draft choice in 1987 (Tim Roberts) and future considerations.
6-21-86	Traded Gilles Hamel to Winnipeg for Scott Arniel.
10-3-86	Traded Brian Engblom to Calgary for Jim Korn.
10-6-86	Acquired Clark Gillies from the N.Y. Islanders and Wilf Paiement from the N.Y. Rangers while losing Pat Hughes to St. Louis and Mal Davis to Los Angeles in the Waiver Draft.
10-7-86	Traded Ric Seiling to Detroit for future considerations.
11-19-86	Traded a second round draft choice in 1988 (Martin St. Amour) to Montreal for Tom Kurvers.
3-6-87	Traded Norm Lacombe, the professional rights to Wayne Van Dorp and a fourth round draft choice in 1987 (Peter Eriksson) to Edmonton for Mark Napier, Lee Fogolin and a fourth round draft choice in 1987 (John Bradley).
5-22-87	Traded Jim Korn to New Jersey for Jan Ludvig.
6-13-87	Traded Tom Kurvers to New Jersey for a third round draft choice in 1987 (Andrew MacVicar) and a 10th round draft choice in 1989 (Mark Astley).
10-5-87	Acquired Ed Hospodar from Philadelphia and Kevin Maguire from Toronto and lost Dave Penyves to Philadelphia in the Waiver Draft.
10-13-87	Traded Andy Ristau to Minnesota for a sixth round draft choice in 1988 (David Di Vita).
12-31-87	Traded Paul Cyr and a 10th round draft choice in 1988 (Eric Fenton) to the N.Y. Rangers for Mike Donnelly and a fifth round draft choice in 1988 (Alexander Mogilny).
2-11-88	Traded Steve Dykstra and a seventh round draft choice in 1989 (Davis Payne) to Edmonton for Scott Metcalfe and a ninth round draft choice in 1989 (Donald Audette).
10-3-88	Acquired Steve Smith from Calgary and lost Doug Smith to Edmonton and Jim Hoffer to Los Angeles in the Waiver Draft.
10-3-88	Acquired Wayne Van Dorp from Pittsburgh for a seventh round draft choice in 1990 (Pat Neaton).
10-21-88	Traded Bob Logan and a ninth round draft choice in 1989 (Jim Giacini) to Los Angeles for Larry Playfair.
11-12-88	Traded Tom Barrasso and a third round draft choice in 1990 (Joe Dziedzic) to Pittsburgh for Doug Bodger and Darrin Shannon.
12-26-88	Traded Adam Creighton and future considerations to Chicago for Rick Vaive and future considerations.
2-16-89	Traded Wayne Van Dorp to Chicago for a seventh round draft choice in 1990 (Viktor Gordiuk).
3-6-89	Traded Calle Johansson and a second round draft choice in 1989 (Byron Dafoe) to Washington for Clint Malarchuk, Grant Ledyard and a sixth round draft choice in 1991 (Brian Holzinger).
3-7-89	Traded Lindy Ruff to the N.Y. Rangers for a fifth round draft choice in 1990 (Richard Smehlik).
6-1-89	Traded Mark Ferrer to Washington for Scott McCrory.
6-17-89	Traded Joe Reekie to the N.Y. Islanders for a sixth round draft choice in 1989 (Bill Pyle).
9-29-89	Traded Jacques Cloutier and a sixth round draft choice in 1990 (Derek Edgerly) to Chicago for Steve Ludzik and a fifth round draft choice in 1990 (Todd Bojczuk).
10-2-89	Lost Mikael Andersson to Hartford in the Waiver Draft.
10-4-89	Traded a fourth round draft choice in 1991 (Keith Redmond) to Los Angeles for Dean Kennedy.
11-24-89	Traded Bob Halkidis and future considerations to Los Angeles for Dale DeGray and future considerations.
1-5-90	Traded John Tucker to Washington for future considerations.
3-5-90	Traded Kevin Maguire and a second round draft choice in 1990 (Mikael Renberg) to Philadelphia for Jay Wells and a fourth round draft choice in 1991 (Peter Ambrozjak).



## SABRES MAJOR TRANSACTIONS 1970-96

Date	Transaction
6-16-90	Traded Phil Housley, Scott Arniel, Jeff Parker and a first round draft choice in 1990 (Keith Tkachuk) to Winnipeg for Dale Hawerchuk and a first round draft choice in 1990 (Brad May).
7-3-90	Purchased John Tucker from the Washington Capitals.
7-9-90	Traded Ray Sheppard to the N.Y. Rangers for cash and future considerations.
9-30-90	Traded Mike Donnelly to Los Angeles for Mikko Makela. Traded Shawn Anderson to Washington for Bill Houlder.
12-17-90	Traded Mike Foligno and an eighth round draft choice in 1991 (Thomas Kucharcik) to Toronto for Lou Franceschetti and Brian Curran.
1-21-91	Traded John Tucker to the N.Y. Islanders for future considerations.
3-5-91	Traded the rights to Ken Priestley to Pittsburgh for Tony Tanti. Acquired Steve Weeks from Vancouver for future considerations.
5-26-91	Traded Darcy Wakaluk to Minnesota for an eighth round draft choice in 1991 (Jiri Kuntos).
5-30-91	Lost Greg Paslawski to San Jose in the expansion draft.
6-22-91	Acquired Tom Draper from Winnipeg for future considerations (Buffalo's seventh round choice in 1992 - Artur Oktyabrev).
10-11-91	Traded Darrin Shannon, Dean Kennedy and Mike Hartman to Winnipeg for Dave McLlwain, Gord Donnelly, Winnipeg's fifth round choice (Yuri Khmylev) in 1992 and future considerations.
10-24-91	Acquired Colin Patterson from Calgary for future considerations.
10-25-91	Traded Pierre Turgeon, Uwe Krupp, Dave McLlwain and Benoit Hogue to the N.Y. Islanders for Pat LaFontaine, Randy Wood and Randy Hillier.
3-9-92	Traded Dave Snuggerud to San Jose for Wayne Presley. Traded Jay Wells to the N.Y. Rangers for Randy Moller.
3-10-92	Traded Kevin Haller to Montreal for Petr Svoboda. Acquired Dave Hannan from Toronto for a sixth round draft choice (Chris Deruiter) in 1992.
6-15-92	Traded Christian Ruuttu and future considerations to Winnipeg for Stephane Beauregard.
6-18-92	Lost Darcy Loewen and Brad Miller to Ottawa in the expansion draft.
8-7-92	Traded Stephane Beauregard and future considerations (fourth round pick in 1993 - Eric Daze) to Chicago for Dominik Hasek.
2-3-93	Traded Dave Andreychuk, Daren Puppa, and the team's first round draft choice in 1993 (Kenny Jonsson) to Toronto for Grant Fuhr and the Maple Leafs' fifth round pick (Kevin Popp) in the 1993 Entry Draft.
3-22-93	Traded Mike Ramsey to the Pittsburgh Penguins for Bob Errey.
6-24-93	Lost Bill Houlder and Bob Corkum to Anaheim in the expansion draft.
9-1-93	Traded Jozef Cierny and a future draft choice (fourth round in 1994 - Jussi Tarvainen) to Edmonton for Craig Simpson.
9-30-93	Traded Tom Draper to the New York Islanders for future considerations (Steve Plouffe, 7th round choice, 1994 Entry Draft).
10-27-93	Traded Keith Carney and a future draft choice (sixth round pick in 1995 - Marc Magliarditi) to Chicago for Craig Muni and Chicago's fifth round choice in 1995 (Daniel Bienvenue).
12-15-93	Traded Gord Donnelly to the Dallas Stars for James Black and a conditional draft choice in 1994 (Steve Webb).
7-8-94	Acquired Kevin McClelland from the Winnipeg Jets in exchange for future considerations.
7-26-94	Traded Sean O'Donnell to the Los Angeles Kings for Doug Houda.
1-18-95	Lost Randy Wood to Toronto in the Waiver Draft.
2-14-95	Traded Philippe Boucher, Grant Fuhr, and Denis Tsygurov to Los Angeles for Charlie Huddy, Robb Stauber, Alexei Zhitnik, and a fifth round draft choice in 1995 (Marian Menhart).
4-7-95	Traded Petr Svoboda to Philadelphia for Garry Galley. Traded Ken Sutton to Edmonton for Scott Pearson.
7-8-95	Traded Alexander Mogilny and a fifth round draft choice in 1995 (Todd Norman) to Vancouver for Mike Peca, Mike Wilson, and a first round draft choice in 1995 (Jay McKee).
10-2-95	Lost Bob Sweeney to N.Y. Islanders and claimed Brent Hughes from Boston and Rob Conn from New Jersey in the Waiver Draft.
11-16-95	Traded Doug Bodger to San Jose for Vaclav Varada, Martin Spanhel, Philadelphia's fourth round draft pick in 1996 (Mike Martone), and either the Flyers' or Toronto's first round draft pick in 1996 (to be determined by Philadelphia prior to the draft).
2-1-96	Acquired Bob Boughner from the Florida Panthers in exchange for a conditional fourth round draft choice in 1996 (Chris Allen).
2-15-96	Traded Craig Muni and the first round draft pick in the 1996 draft (Daniel Briere) acquired in the three-team trade in November, 1995 involving San Jose, Philadelphia, and Buffalo, in exchange for Darryl Shannon and Michal Grosek.
3-19-96	Traded Charlie Huddy and a seventh round draft pick in 1996 (Daniel Corso) to the St. Louis Blues for Denis Hamel.
3-20-96	Traded Dave Hannan to the Colorado Avalanche for a sixth round draft choice in the 1996 NHL Entry Draft. Also traded Yuri Khmylev and an eighth round pick in 1996 (Andrei Podkonicky) to St. Louis for a second round draft choice in 1996 (Cory Sarich), a third round pick in 1997, and defenseman Jean-Luc Grand-Pierre.
3-18-97	Traded Barrie Moore and Craig Millar to Edmonton in exchange for Miroslav Satan.

## The Playoffs





# ALL-TIME PLAYOFF RESULTS

Date	Score	Location
April 4, 1973	Montreal 2, Buffalo 1	Montreal
April 5, 1973	Montreal 7, Buffalo 3	Montreal
April 7, 1973	Montreal 5, Buffalo 2	Buffalo
April 8, 1973	Buffalo 5, Montreal 1	Buffalo
April 10, 1973	Buffalo 3, Montreal 2 (OT)	Montreal
April 12, 1973	Montreal 4, Buffalo 2	Buffalo
<i>(Montreal wins series 4 games to 2)</i>		
April 13, 1975	Buffalo 4, Chicago 1	Buffalo
April 15, 1975	Buffalo 3, Chicago 1	Buffalo
April 17, 1975	Chicago 5, Buffalo 4 (OT)	Chicago
April 20, 1975	Buffalo 6, Chicago 2	Chicago
April 22, 1975	Buffalo 3, Chicago 1	Buffalo
<i>(Buffalo wins series 4 games to 1)</i>		
April 27, 1975	Buffalo 6, Montreal 5 (OT)	Buffalo
April 29, 1975	Buffalo 4, Montreal 2	Buffalo
May 1, 1975	Montreal 7, Buffalo 0	Montreal
May 3, 1975	Montreal 8, Buffalo 2	Montreal
May 6, 1975	Buffalo 5, Montreal 4 (OT)	Buffalo
May 8, 1975	Buffalo 4, Montreal 3	Montreal
<i>(Buffalo wins series 4 games to 2)</i>		
May 15, 1975	Philadelphia 4, Buffalo 1	Philadelphia
May 18, 1975	Philadelphia 2, Buffalo 1	Philadelphia
May 20, 1975	Buffalo 5, Philadelphia 4 (OT)	Buffalo
May 22, 1975	Buffalo 4, Philadelphia 2	Buffalo
May 25, 1975	Philadelphia 5, Buffalo 1	Philadelphia
May 27, 1975	Philadelphia 2, Buffalo 0	Buffalo
<i>(Philadelphia wins series 4 games to 2)</i>		
April 6, 1976	St. Louis 5, Buffalo 2	St. Louis
April 8, 1976	Buffalo 3, St. Louis 2 (OT)	Buffalo
April 9, 1976	Buffalo 2, St. Louis 1 (OT)	Buffalo
<i>(Buffalo wins series 2 games to 1)</i>		
April 11, 1976	Buffalo 5, N.Y. Islanders 3	Buffalo
April 13, 1976	Buffalo 3, N.Y. Islanders 2 (OT)	Buffalo
April 15, 1976	N.Y. Islanders 5, Buffalo 3	N.Y. Islanders
April 17, 1976	N.Y. Islanders 4, Buffalo 2	N.Y. Islanders
April 20, 1976	N.Y. Islanders 4, Buffalo 2	Buffalo
April 22, 1976	N.Y. Islanders 3, Buffalo 2	N.Y. Islanders
<i>(N.Y. Islanders win series 4 games to 2)</i>		
April 5, 1977	Buffalo 4, Minnesota 2	Buffalo
April 7, 1977	Buffalo 7, Minnesota 1	Minnesota
<i>(Buffalo wins series 2 games to 0)</i>		
April 11, 1977	N.Y. Islanders 4, Buffalo 2	N.Y. Islanders
April 13, 1977	N.Y. Islanders 4, Buffalo 2	N.Y. Islanders
April 15, 1977	N.Y. Islanders 4, Buffalo 3	Buffalo
April 17, 1977	N.Y. Islanders 4, Buffalo 3	Buffalo
<i>(N.Y. Islanders win series 4 games to 0)</i>		

# ALL-TIME PLAYOFF RESULTS

Date	Score	Location
April 11, 1978	Buffalo 4, N.Y. Rangers 1	Buffalo
April 13, 1978	N.Y. Rangers 4, Buffalo 3 (OT)	N.Y. Rangers
April 15, 1978	Buffalo 4, N.Y. Rangers 1	Buffalo
<i>(Buffalo wins series 2 games to 1)</i>		
April 17, 1978	Philadelphia 4, Buffalo 1	Philadelphia
April 19, 1978	Philadelphia 3, Buffalo 2	Philadelphia
April 22, 1978	Buffalo 4, Philadelphia 1	Buffalo
April 23, 1978	Philadelphia 4, Buffalo 2	Buffalo
April 25, 1978	Philadelphia 4, Buffalo 2	Philadelphia
<i>(Philadelphia wins series 4 games to 1)</i>		
April 10, 1979	Pittsburgh 4, Buffalo 3	Buffalo
April 12, 1979	Buffalo 3, Pittsburgh 1	Pittsburgh
April 14, 1979	Pittsburgh 4, Buffalo 3 (OT)	Buffalo
<i>(Pittsburgh wins series 2 games to 1)</i>		
April 8, 1980	Buffalo 2, Vancouver 1	Buffalo
April 9, 1980	Buffalo 6, Vancouver 0	Buffalo
April 11, 1980	Vancouver 5, Buffalo 4	Vancouver
April 12, 1980	Buffalo 3, Vancouver 1	Vancouver
<i>(Buffalo wins series 3 games to 1)</i>		
April 16, 1980	Buffalo 5, Chicago 0	Buffalo
April 17, 1980	Buffalo 6, Chicago 4	Buffalo
April 19, 1980	Buffalo 2, Chicago 1	Chicago
April 20, 1980	Buffalo 3, Chicago 2	Chicago
<i>(Buffalo wins series 4 games to 0)</i>		
April 29, 1980	N.Y. Islanders 4, Buffalo 1	Buffalo
May 1, 1980	N.Y. Islanders 2, Buffalo 1 (2OT)	Buffalo
May 3, 1980	N.Y. Islanders 7, Buffalo 4	N.Y. Islanders
May 6, 1980	Buffalo 7, N.Y. Islanders 4	N.Y. Islanders
May 8, 1980	Buffalo 2, N.Y. Islanders 0	Buffalo
May 10, 1980	N.Y. Islanders 5, Buffalo 2	N.Y. Islanders
<i>(N.Y. Islanders win series 4 games to 2)</i>		
April 8, 1981	Buffalo 3, Vancouver 2 (OT)	Buffalo
April 9, 1981	Buffalo 5, Vancouver 2	Buffalo
April 11, 1981	Buffalo 5, Vancouver 3	Vancouver
<i>(Buffalo wins series 3 games to 0)</i>		
April 16, 1981	Minnesota 4, Buffalo 3 (OT)	Buffalo
April 17, 1981	Minnesota 5, Buffalo 2	Buffalo
April 19, 1981	Minnesota 6, Buffalo 4	Minnesota
April 20, 1981	Buffalo 5, Minnesota 4 (OT)	Minnesota
April 22, 1981	Minnesota 4, Buffalo 3	Buffalo
<i>(Minnesota wins series 4 games to 1)</i>		
April 7, 1982	Boston 3, Buffalo 1	Boston
April 8, 1982	Boston 7, Buffalo 3	Boston
April 10, 1982	Buffalo 5, Boston 2	Buffalo
April 11, 1982	Boston 5, Buffalo 2	Buffalo
<i>(Boston wins series 3 games to 1)</i>		





# ALL-TIME PLAYOFF RESULTS

Date	Score	Location
April 6, 1983	Buffalo 1, Montreal 0	Montreal
April 7, 1983	Buffalo 3, Montreal 0	Montreal
April 9, 1983	Buffalo 4, Montreal 2	Buffalo
<i>(Buffalo wins series 3 games to 0)</i>		
April 14, 1983	Buffalo 7, Boston 4	Boston
April 15, 1983	Boston 5, Buffalo 3	Boston
April 17, 1983	Buffalo 4, Boston 3	Buffalo
April 18, 1983	Boston 6, Buffalo 2	Buffalo
April 20, 1983	Boston 9, Buffalo 0	Boston
April 22, 1983	Buffalo 5, Boston 3	Buffalo
April 24, 1983	Boston 3, Buffalo 2 (OT)	Boston
<i>(Boston wins series 4 games to 3)</i>		
April 4, 1984	Quebec 3, Buffalo 2	Buffalo
April 5, 1984	Quebec 6, Buffalo 2	Buffalo
April 7, 1984	Quebec 4, Buffalo 1	Quebec
<i>(Quebec wins series 3 games to 0)</i>		
April 10, 1985	Quebec 5, Buffalo 2	Quebec
April 11, 1985	Quebec 3, Buffalo 2	Quebec
April 13, 1985	Buffalo 6, Quebec 4	Buffalo
April 14, 1985	Buffalo 7, Quebec 4	Buffalo
April 16, 1985	Quebec 6, Buffalo 5	Quebec
<i>(Quebec wins series 3 games to 2)</i>		
April 6, 1988	Boston 7, Buffalo 3	Boston
April 7, 1988	Boston 4, Buffalo 1	Boston
April 9, 1988	Buffalo 6, Boston 2	Buffalo
April 10, 1988	Buffalo 6, Boston 5 (OT)	Buffalo
April 12, 1988	Boston 5, Buffalo 4	Boston
April 14, 1988	Boston 5, Buffalo 2	Buffalo
<i>(Boston wins series 4 games to 2)</i>		
April 5, 1989	Buffalo 6, Boston 0	Boston
April 6, 1989	Boston 5, Buffalo 3	Boston
April 8, 1989	Boston 4, Buffalo 2	Buffalo
April 9, 1989	Boston 3, Buffalo 2	Buffalo
April 11, 1989	Boston 4, Buffalo 1	Boston
<i>(Boston wins series 4 games to 1)</i>		
April 5, 1990	Buffalo 4, Montreal 1	Buffalo
April 7, 1990	Montreal 3, Buffalo 0	Buffalo
April 9, 1990	Montreal 2, Buffalo 1 (OT)	Montreal
April 11, 1990	Buffalo 4, Montreal 2	Montreal
April 13, 1990	Montreal 4, Buffalo 2	Buffalo
April 15, 1990	Montreal 5, Buffalo 2	Montreal
<i>(Montreal wins series 4 games to 2)</i>		
April 3, 1991	Montreal 7, Buffalo 5	Montreal
April 5, 1991	Montreal 5, Buffalo 4	Montreal
April 7, 1991	Buffalo 5, Montreal 4	Buffalo
April 9, 1991	Buffalo 6, Montreal 4	Buffalo
April 11, 1991	Montreal 4, Buffalo 3	Montreal
April 13, 1991	Montreal 5, Buffalo 1	Buffalo
<i>(Montreal wins series 4 games to 2)</i>		

# ALL-TIME PLAYOFF RESULTS

Date	Score	Location
April 19, 1992	Buffalo 3, Boston 2	Boston
April 21, 1992	Boston 3, Buffalo 2 (OT)	Boston
April 23, 1992	Boston 3, Buffalo 2	Buffalo
April 25, 1992	Boston 5, Buffalo 4 (OT)	Buffalo
April 27, 1992	Buffalo 2, Boston 0	Boston
April 29, 1992	Buffalo 9, Boston 3	Buffalo
May 1, 1992	Boston 3, Buffalo 2	Boston
<i>(Boston wins series 4 games to 3)</i>		
April 18, 1993	Buffalo 5, Boston 4 (OT)	Boston
April 20, 1993	Buffalo 4, Boston 0	Boston
April 22, 1993	Buffalo 4, Boston 3 (OT)	Buffalo
April 24, 1993	Buffalo 6, Boston 5 (OT)	Buffalo
<i>(Buffalo wins series 4 games to 0)</i>		
May 2, 1993	Montreal 4, Buffalo 3	Montreal
May 4, 1993	Montreal 4, Buffalo 3 (OT)	Montreal
May 6, 1993	Montreal 4, Buffalo 3 (OT)	Buffalo
May 8, 1993	Montreal 4, Buffalo 3 (OT)	Buffalo
<i>(Montreal wins series 4 games to 0)</i>		
April 17, 1994	Buffalo 2, New Jersey 0	New Jersey
April 19, 1994	New Jersey 2, Buffalo 1	New Jersey
April 21, 1994	New Jersey 2, Buffalo 1	Buffalo
April 23, 1994	Buffalo 5, New Jersey 3	Buffalo
April 25, 1994	New Jersey 5, Buffalo 3	New Jersey
April 27, 1994	Buffalo 1, New Jersey 0 (4OT)	Buffalo
April 29, 1994	New Jersey 2, Buffalo 1	New Jersey
<i>(New Jersey wins series 4 games to 3)</i>		
May 7, 1995	Philadelphia 4, Buffalo 3 (OT)	Philadelphia
May 8, 1995	Philadelphia 3, Buffalo 1	Philadelphia
May 10, 1995	Buffalo 3, Philadelphia 1	Buffalo
May 12, 1995	Philadelphia 4, Buffalo 2	Buffalo
May 14, 1995	Philadelphia 6, Buffalo 4	Philadelphia
<i>(Philadelphia wins series 4 games to 1)</i>		
April 17, 1997	Buffalo 3, Ottawa 1	Buffalo
April 19, 1997	Ottawa 3, Buffalo 1	Buffalo
April 21, 1997	Buffalo 3, Ottawa 2	Ottawa
April 23, 1997	Ottawa 1, Buffalo 0 (OT)	Ottawa
April 25, 1997	Ottawa 4, Buffalo 1	Buffalo
April 27, 1997	Buffalo 3, Ottawa 0	Ottawa
April 29, 1997	Buffalo 3, Ottawa 2 (OT)	Buffalo
<i>(Buffalo wins series 4 games to 3)</i>		
May 3, 1997	Philadelphia 5, Buffalo 3	Buffalo
May 5, 1997	Philadelphia 2, Buffalo 1	Buffalo
May 7, 1997	Philadelphia 4, Buffalo 1	Philadelphia
May 9, 1997	Buffalo 5, Philadelphia 4 (OT)	Philadelphia
May 11, 1997	Philadelphia 6, Buffalo 3	Buffalo
<i>(Philadelphia wins series 4 games to 1)</i>		



# 1997 PLAYOFF SCORING

NO. PLAYER	GP	G	A	PTS	+/-	PIM	PP	SH	GW	OT	S	PCTG
26 Derek Plante	12	4	6	10	4	4	1	0	2	1	26	15.4
28 Donald Audette	11	4	5	9	-3	6	3	0	0	0	33	12.1
19 Brian Holzinger	12	2	5	7	-3	8	0	1	1	0	20	10.0
12 Randy Burridge	12	5	1	6	-5	2	3	0	0	0	26	19.2
18 Michal Grosek	12	3	3	6	3	8	0	0	0	0	18	16.7
3 Garry Galley	12	0	6	6	2	14	0	0	0	0	22	.0
8 Darryl Shannon	12	2	3	5	-1	8	1	0	0	0	8	25.0
15 Dixon Ward	12	2	3	5	2	6	0	1	1	0	23	8.7
36 Matthew Barnaby	8	0	4	4	2	36	0	0	0	0	12	.0
17 Jason Dawe	11	2	1	3	-2	6	0	0	0	0	19	10.5
10 Brad May	10	1	1	2	-2	32	0	0	0	0	7	14.3
27 Michael Peca	10	0	2	2	-3	8	0	0	0	0	20	.0
42 Richard Smehlik	12	0	2	2	0	4	0	0	0	0	17	.0
5 Ed Ronan	6	1	0	1	-1	6	0	0	1	1	6	16.7
44 Alexei Zhitnik	12	1	0	1	-9	16	0	0	0	0	16	6.3
4 Mike Wilson	10	0	1	1	3	2	0	0	0	0	8	.0
6 Bob Boughner	11	0	1	1	0	9	0	0	0	0	1	.0
32 Rob Ray	12	0	1	1	-3	28	0	0	0	0	4	.0
30 Andrei Trefilov	1	0	0	0	0	0	0	0	0	0	0	.0
39 Dominik Hasek	3	0	0	0	0	2	0	0	0	0	0	.0
74 *Jay McKee	3	0	0	0	0	0	0	0	0	0	1	.0
81 Miroslav Satan	7	0	0	0	-1	0	0	0	0	0	5	.0
76 *Wayne Primeau	9	0	0	0	-2	6	0	0	0	0	4	.0
31 *Steve Shields	10	0	0	0	0	9	0	0	0	0	0	.0

NO. GOALTENDER	GP	MINS	AVG	W	L	EN	SO	GA	SA	SPCT	A	PIM
30 Andrei Trefilov	1	13	.00	0	0	0	0	0	4	1.000	0	0
31 *Steve Shields	10	570	2.74	4	6	3	1	26	334	.922	0	9
39 Dominik Hasek	3	153	1.96	1	1	0	0	5	68	.926	0	2
TEAM TOTALS	12	734	2.78	5	7	3	1	34	409	.917		

\*-rookie

# 1996-97 PLAYOFFS BUFFALO VS. OTTAWA

1996-97 SUMMARY:	GP	W	L	GF	GA	PIM	PPG	PPA
Buffalo	7	4	3	14	13	115	2	27
Ottawa	7	3	4	13	14	89	7	35

### AT BUFFALO

April 17, 1997	Buffalo 3	Ottawa 1
April 19, 1997	Ottawa 3	Buffalo 1
April 25, 1997	Ottawa 4	Buffalo 1
April 29, 1997	Buffalo 3	Ottawa 2

### AT OTTAWA

April 21, 1997	Buffalo 3	Ottawa 2
April 23, 1997	Ottawa 1	Buffalo 0
April 27, 1997	Buffalo 3	Ottawa 0

### INDIVIDUAL STATISTICS

SENATORS	GP	G	A	PTS	+/-	PM	SH	SABRES	GP	G	A	PTS	+/-	PM	SH
D. ALFREDSSON	7	5	2	7	1-	6	23	B. HOLZINGER	7	2	4	6	2	2	14
A. YASHIN	7	1	5	6	2-	2	21	D. AUDETTE	7	2	3	5	3	4	19
S. DUCHESNE	7	1	4	5	3-	0	18	R. BURRIDGE	7	3	0	3	1	0	18
W. REDDEN	7	1	3	4	4-	2	11	D. PLANTE	7	3	0	3	5	4	13
S. MCEACHERN	7	2	0	2	1-	8	21	D. SHANNON	7	1	2	3	3	4	4
R. CUNNEYWORTH	7	1	1	2	3-	10	18	D. WARD	7	1	2	3	1	6	15
S. ZHOLTOK	7	1	1	2	0	1	16	G. GALLEY	7	0	3	3	2	4	13
A. DACKELL	7	1	0	1	0	0	5	J. DAWE	7	1	1	2	0	4	9
T. CHORSKE	5	0	1	1	1-	2	3	M. BARNABY	3	0	2	2	3	16	3
D. LAMBERT	6	0	1	1	0	9	5	M. GROSEK	7	0	2	2	5	8	5
R. BONK	7	0	1	1	1-	4	4	A. ZHITNIK	7	1	0	1	1-	14	13
B. GARDINER	7	0	1	1	0	2	3	B. MAY	5	0	1	1	0	14	3
J. LAUKKANEN	7	0	1	1	1-	6	7	M. PECA	7	0	1	1	0	8	12
S. VAN ALLEN	7	0	1	1	3-	4	8	R. SMEHLIK	7	0	1	1	3	2	10
P. CROWE	3	0	0	0	0	16	1	J. MCKEE	1	0	0	0	0	0	0
R. BICANEK	7	0	0	0	0	8	4	D. HASEK	3	0	0	0	0	2	0
A. DAIGLE	7	0	0	0	5-	2	16	E. RONAN	3	0	0	0	0	4	1
L. PITLICK	7	0	0	0	1-	4	2	M. SATAN	4	0	0	0	2-	0	3
J. YORK	7	0	0	0	3-	4	18	S. SHIELDS	5	0	0	0	0	2	0
								B. BOUGHNER	6	0	0	0	1	7	1
								W. PRIMEAU	6	0	0	0	1-	2	4
								R. RAY	7	0	0	0	1-	6	2
								M. WILSON	7	0	0	0	4	2	7

GWG: ALFREDSSON (2), DUCHESNE  
PPG: ALFREDSSON (3), YASHIN, DUCHESNE  
MCEACHERN, ZHOLTOK  
SHG: NONE

GWG: WARD, HOLZINGER, PLANTE (2)  
PPG: AUDETTE, BURRIDGE  
SHG: HOLZINGER

### GOALTENDING

OTTAWA	GP	MIN	GA	EN	SO	AVG.	W	L	BUFFALO	GP	MIN	GA	EN	SO	AVG.	W	L
R. TUGNITT	7	425	14	0	1	1.98	3	4	D. HASEK	3	153	5	0	0	1.96	1	1
									S. SHIELDS	5	267	8	0	1	1.80	3	2
									A. TREFILOV	1	5	0	0	0	.00	0	0

### GOALS BY PERIOD

	1	2	3	OT	TOT
Buffalo	1	5	7	1	14
Ottawa	3	4	5	1	13

### SHOTS ON GOAL

	1	2	3	OT	TOT
Buffalo	45	50	68	6	169
Ottawa	65	68	65	6	204





# 1996-97 PLAYOFFS BUFFALO VS. PHILADELPHIA

1996-97 SUMMARY:	GP	W	L	GF	GA	PIM	PPG	PPA
Buffalo	5	1	4	13	21	105	6	26
Philadelphia	5	4	1	21	13	91	4	25

**AT BUFFALO**

May 3, 1997	Philadelphia 5	Buffalo 3
May 5, 1997	Philadelphia 2	Buffalo 1
May 11, 1997	Philadelphia 6	Buffalo 3

**AT PHILADELPHIA**

May 7, 1997	Philadelphia 4	Buffalo 1
May 9, 1997	Buffalo 5	Philadelphia 4

## INDIVIDUAL STATISTICS

FLYERS	GP	G	A	PTS	+/-	PM	SH	SABRES	GP	G	A	PTS	+/-	PM	SH
R. BRIND'AMOUR	5	3	3	6	5	4	17	D. PLANTE	5	1	6	7	1-	0	13
D. HAWERCHUK	5	2	4	6	0	0	14	M. GROSEK	5	3	1	4	2-	0	13
E. LINDROS	5	3	2	5	4	16	24	D. AUDETTE	4	2	2	4	6-	2	14
D. ZUBRUS	5	3	2	5	4	6	25	R. BURRIDGE	5	2	1	3	6-	2	8
P. COFFEY	5	0	5	5	1	0	14	G. GALLEY	5	0	3	3	0	10	9
J. LECLAIR	5	1	3	4	3	0	25	D. SHANNON	5	1	1	2	4-	4	4
M. RENBERG	4	3	0	3	0	1	12	D. WARD	5	1	1	2	1	0	8
S. PODEIN	5	2	1	3	4	0	18	M. BARNABY	5	0	2	2	1-	20	9
E. DESJARDINS	5	1	2	3	5	4	13	E. RONAN	3	1	0	1	1-	2	5
T. KLATT	5	1	2	3	2	2	4	J. DAWE	4	1	0	1	2-	2	10
C. THERIEN	5	1	2	3	8	2	5	B. MAY	5	1	0	1	2-	18	4
J. OTTO	5	0	2	2	1	2	7	M. PECA	3	0	1	1	3-	0	8
D. KORDIC	5	1	0	1	1	18	2	M. WILSON	3	0	1	1	1-	0	1
G. SNOW	4	0	1	1	0	9	0	B. BOUGHNER	5	0	1	1	1-	2	0
P. FALLOON	5	0	1	1	1	0	16	B. HOLZINGER	5	0	1	1	5-	6	6
D. LACROIX	5	0	1	1	1	16	3	R. RAY	5	0	1	1	2-	22	2
J. NIINIMAA	5	0	1	1	0	6	11	R. SMEHLIK	5	0	1	1	3-	2	7
J. DRUCE	1	0	0	0	0	0	0	J. MCKEE	2	0	0	0	0	0	1
K. DYKHUIS	5	0	0	0	4	0	3	W. PRIMEAU	3	0	0	0	1-	4	0
P. SVOBODA	5	0	0	0	0	6	5	M. SATAN	3	0	0	0	1	0	2
								S. SHIELDS	5	0	0	0	0	7	0
								A. ZHITNIK	5	0	0	0	8-	2	3

GWG: HAWERCHUK, PODEIN, THERIEN, ZUBRUS  
PPG: HAWERCHUK, LINDROS, ZUBRUS, RENBERG  
SHG: NONE

GWG: RONAN  
PPG: PLANTE, AUDETTE (2), BURRIDGE (2), SHANNON  
SHG: WARD

## GOALTENDING

PHILADELPHIA	GP	MIN	GA	EN	SO	AVG.	W	L	BUFFALO	GP	MIN	GA	EN	SO	AVG.	W	L
G. SNOW	4	246	10	0	0	2.44	3	1	S. SHIELDS	5	302	18	3	0	3.58	1	4
R. HEXTALL	1	60	3	0	0	3.00	1	0									

## GOALS BY PERIOD

	1	2	3	OT	TOT	SHOTS ON GOAL	1	2	3	OT	TOT
Buffalo	2	7	3	1	13	Buffalo	38	43	40	6	127
Philadelphia	6	7	8	0	21	Philadelphia	73	58	70	4	205

## ALL-TIME PLAYOFF SCORING

PLAYER	GP	G	A	PTS	PIM	PLAYER	GP	G	A	PTS	PIM
Shawn Anderson	5	0	1	1	4	Mike Hartman	19	0	0	0	104
Mikael Andersson	1	1	0	1	0	Dominik Hasek	16	0	0	0	4
Dave Andreychuk	41	12	20	32	32	Dale Hawerchuk	30	9	25	34	16
Scott Arnie	16	2	1	3	13	Alan Haworth	10	4	5	9	4
Mark Astley	2	0	0	0	0	Larry Hillman	6	0	0	0	8
Donald Audette	33	7	9	16	22	Benoit Hogue	13	3	1	4	37
Matthew Barnaby	12	0	5	5	57	Brian Holzinger	16	4	6	10	10
Tom Barrasso	12	0	0	0	9	Tim Horton	6	0	1	1	4
Doug Bodger	42	6	18	24	25	Bill Houlder	8	0	2	2	4
Philippe Boucher	7	1	1	2	2	Phil Housley	35	10	17	27	22
Bob Boughner	11	0	1	1	9	Charlie Huddy	3	0	0	0	0
Ken Breitenbach	8	0	1	1	4	Val James	3	0	0	0	0
Randy Burrige	12	5	1	6	2	Calle Johansson	6	0	1	1	0
Keith Carney	15	0	6	6	6	Dean Kennedy	8	1	2	3	29
Larry Carriere	23	0	3	3	40	Yuri Khmylev	20	7	5	12	20
Jacques Cloutier	4	0	0	0	0	Jerry Korab	46	7	14	21	69
Real Cloutier	2	0	0	0	0	Joe Kowal	2	0	0	0	0
Bob Corkum	14	2	0	2	6	Uwe Krupp	23	1	2	3	29
Roger Crozier	9	0	1	1	2	Pat LaFontaine	19	12	15	27	6
Paul Cyr	18	3	6	9	21	Yvon Lambert	4	3	0	3	2
Mal Davis	7	1	0	1	0	Grant Ledyard	19	4	5	9	20
Jason Dawe	22	4	3	7	18	Jim Lorentz	35	11	9	20	22
Gerry Desjardins	25	0	0	0	4	Don Luce	62	17	19	36	46
Michel Deziel	1	0	0	0	0	Kevin Maguire	10	0	0	0	86
Gord Donnelly	4	0	1	1	0	Clint Malarchuk	5	0	1	1	2
Tom Draper	7	0	0	0	0	Dave Maloney	1	0	0	0	0
Dave Dryden	2	0	0	0	0	Rick Martin	62	24	29	53	74
Rick Dudley	25	7	2	9	69	Terry Martin	11	2	2	4	10
Richie Dunn	27	2	14	16	16	Brad May	36	3	8	11	59
Don Edwards	31	0	0	0	7	Gary McAdam	15	3	2	5	7
Bob Errey	4	0	1	1	10	Rob McClanahan	15	0	2	2	17
Dave Fenyves	11	0	0	0	9	Dale McCourt	14	5	5	10	4
Lee Fogolin	30	0	6	6	58	Paul McIntosh	2	0	0	0	7
Mike Foligno	39	13	11	24	143	Jay McKee	3	0	0	0	0
Lou Franceschetti	6	1	0	1	2	Tony McKegney	38	11	9	20	10
Grant Fuhr	8	0	0	0	2	Sean McKenna	8	1	1	2	2
Garry Galley	17	0	9	9	18	Peter McNab	25	2	6	8	4
Danny Gare	57	23	21	44	147	Gerry Meehan	6	0	1	1	0
Clark Gillies	5	0	1	1	25	Larry Mickey	6	1	0	1	5
Norm Gratton	6	0	1	1	2	Alexander Mogilny	31	14	16	30	18
Michal Grosek	12	3	3	6	8	Mike Moller	3	0	1	1	0
Jocelyn Guevremont	40	4	17	21	18	Randy Moller	14	0	2	2	16
Bill Hajt	80	2	16	18	70	Bob Mongrain	11	1	2	3	2
Bob Halkidis	8	0	0	0	41	Craig Muni	12	0	1	1	6
Kevin Haller	6	1	4	5	10	Phil Myre	1	0	0	0	0
Gilles Hamel	18	2	5	7	8	Mark Napier	9	1	3	4	0
Dave Hannan	27	4	3	7	28	Gates Orlando	5	0	4	4	14
Hugh Harris	3	0	0	0	0	Jeff Parker	5	0	0	0	26
Paul Harrison	1	0	0	0	0	Steve Patrick	8	0	1	1	6





# ALL-TIME PLAYOFF SCORING

PLAYER	GP	G	A	PTS	PIM	PLAYER	GP	G	A	PTS	PIM
Colin Patterson	13	1	1	2	2	Darryl Shannon	12	2	3	5	8
Scott Pearson	5	0	0	0	4	Ray Sheppard	7	1	2	3	2
Michael Peca	10	0	2	2	8	Steve Shields	10	0	0	0	9
Gil Perreault	90	33	70	103	44	Todd Simon	5	1	0	1	0
Brent Peterson	22	2	3	5	50	Richard Smehlik	32	0	8	8	18
Derek Plante	19	5	6	11	4	Al Smith	1	0	0	0	0
Larry Playfair	40	0	6	6	97	Derek Smith	30	9	14	23	13
Tracy Pratt	6	0	0	0	6	Doug Smith	1	0	0	0	0
Wayne Presley	27	9	5	14	42	Dave Snuggerud	12	1	3	4	6
Ken Priestlay	14	0	0	0	21	Brian Spencer	30	1	4	5	12
Wayne Primeau	9	0	0	0	6	Bill Stewart	9	0	3	3	0
Daren Puppa	5	0	0	0	0	Ken Sutton	25	3	4	7	14
Craig Ramsay	89	17	31	48	27	Petr Svoboda	10	1	4	5	10
Mike Ramsey	72	8	18	26	158	Bob Sweeney	14	2	2	4	12
Rob Ray	37	2	2	4	143	Tony Tanti	12	2	3	5	12
Joe Reekie	2	0	0	0	4	Paul Terbenche	6	0	0	0	0
Jacques Richard	12	2	1	3	7	Alex Tidey	2	0	0	0	0
Rene Robert	47	22	17	39	71	Andrei Trefilov	1	0	0	0	0
Mike Robitaille	6	0	0	0	0	John Tucker	17	9	11	20	18
Ed Ronan	6	1	0	1	6	Pierre Turgeon	23	12	13	25	14
Lindy Ruff	42	11	10	21	164	John Van Boxmeer	35	5	14	19	35
Christian Ruuttu	23	3	8	11	43	Rick Vaive	17	7	5	12	20
Miroslav Satan	7	0	0	0	0	Hannu Virta	17	1	3	4	6
Bob Sauve	22	0	0	0	2	Darcy Wakaluk	2	0	0	0	2
Jean Francois Sauve	7	2	2	4	0	Dixon Ward	12	2	3	5	6
Andre Savard	45	5	11	16	40	Jay Wells	7	0	1	1	12
Ron Schock	2	0	0	0	0	Jim Wiemer	1	0	0	0	0
Jim Schoenfeld	75	3	13	16	151	Mike Wilson	10	0	1	1	2
Dave Schultz	3	0	2	2	4	Randy Wood	21	3	5	8	10
Ric Seiling	55	14	14	28	31	Alexei Zhitnik	17	1	1	2	30
Darrin Shannon	14	1	3	4	8						

## SABRES' ALL-TIME PLAYOFF GOALTENDING STATISTICS

PLAYER	GP	MIN	GA	EN	SO	AVG.	W	L
Andrei Trefilov	1	13	0	0	0	.00	0	0
Dominik Hasek	16	991	37	1	2	2.24	6	9
Paul Harrison	1	26	1	0	0	2.31	0	0
Jacques Cloutier	4	238	10	1	1	2.52	1	3
Tom Draper	7	433	19	0	1	2.63	3	4
Steve Shields	10	570	26	3	1	2.74	4	6
Roger Crozier	9	541	25	1	0	2.77	5	4
Bob Sauve	23	1268	59	1	4	2.79	13	9
Don Edwards	31	1859	98	3	1	3.16	13	18
Darcy Wakaluk	2	37	2	0	0	3.24	0	1
Gerry Desjardins	25	1382	75	1	0	3.25	11	11
Grant Fuhr	8	474	27	0	1	3.42	3	4
Al Smith	1	17	1	0	0	3.53	0	0
Daren Puppa	11	593	36	2	0	3.64	3	6
Tom Barrasso	12	663	46	1	0	4.16	3	8
Clint Malarchuk	5	305	22	0	0	4.33	2	3
Dave Dryden	2	120	9	0	0	4.50	0	2
Phil Myre	1	57	7	0	0	7.37	0	0

# CAREER PLAYOFF LEADERS

Games Played	Total	Goals	Total
Gil Perreault	90	Gil Perreault	33
Craig Ramsay	89	Rick Martin	24
Bill Hajt	80	Danny Gare	23
Jim Schoenfeld	75	Rene Robert	22
Mike Ramsey	72	Don Luce	17
Don Luce	62	Craig Ramsay	17
Rick Martin	62	Alexander Mogilny	14
Danny Gare	57	Ric Seiling	14
Ric Seiling	55	Mike Foligno	13
Rene Robert	47	Dave Andreychuk	12
		Pat LaFontaine	12
		Pierre Turgeon	12
Assists	Total	Points	Total
Gil Perreault	70	Gil Perreault	103
Craig Ramsay	31	Rick Martin	53
Rick Martin	29	Craig Ramsay	48
Dale Hawerchuk	25	Danny Gare	44
Danny Gare	21	Rene Robert	39
Dave Andreychuk	20	Don Luce	36
Don Luce	19	Dale Hawerchuk	34
Doug Bodger	18	Dave Andreychuk	32
Mike Ramsey	18	Alexander Mogilny	30
Jocelyn Guevremont	17	Ric Seiling	28
Phil Housley	17		
Rene Robert	17		
Penalty Minutes	Total	Short-Handed Goals	Total
Lindy Ruff	164	Don Luce	2
Mike Ramsey	158	Wayne Presley	2
Jim Schoenfeld	151	Craig Ramsay	2
Danny Gare	147	Scott Arniel	1
Mike Foligno	143	Mike Foligno	1
Rob Ray	143	Brian Holzinger	1
Mike Hartman	104	Pat LaFontaine	1
Larry Playfair	97	Christian Ruuttu	1
Kevin Maguire	86	Dave Snuggerud	1
Rick Martin	74	Petr Svoboda	1
		Dixon Ward	1



# CAREER PLAYOFF LEADERS

## Power Play Goals

	Total
Rick Martin	12
Gil Perreault	9
Danny Gare	8
Pat LaFontaine	7
Rick Vaive	7
Doug Bodger	5
Pierre Turgeon	5
Donald Audette	4
Dale Hawerchuk	4
Derek Smith	4
John Tucker	4

## Goalie Games

	Total
Don Edwards	31
Gerry Desjardins	25
Bob Sauve	23
Dominik Hasek	16
Tom Barrasso	12
Daren Puppa	11
Steve Shields	10
Roger Crozier	9
Grant Fuhr	8
Tom Draper	7

## Goalie Wins

	Total
Don Edwards	13
Bob Sauve	13
Gerry Desjardins	11
Dominik Hasek	6
Roger Crozier	5
Grant Fuhr	4
Steve Shields	4
Tom Barrasso	3
Tom Draper	3
Daren Puppa	3

## Game-Winning Goals

	Total
Gil Perreault	5
Danny Gare	5
Rick Martin	4
Craig Ramsay	4
Rene Robert	4
Wayne Presley	3
Mike Ramsey	3
Dave Andreychuk	2
Rick Dudley	2
Jim Lorentz	2
Don Luce	2
Brad May	2
Tony McKeegney	2
Derek Plante	2
John Tucker	2
John Van Boxmeer	2

## Goalie Minutes

	Total
Don Edwards	1,859
Gerry Desjardins	1,382
Bob Sauve	1,268
Dominik Hasek	991
Tom Barrasso	663
Daren Puppa	593
Steve Shields	570
Roger Crozier	541
Grant Fuhr	474
Tom Draper	433

## Shutouts

	Total
Bob Sauve	4
Dominik Hasek	2
Jacques Cloutier	1
Tom Draper	1
Don Edwards	1
Grant Fuhr	1
Steve Shields	1

# INDIVIDUAL PLAYOFF RECORDS

## ONE PLAYOFF YEAR

**Most Goals:** 10 - Gil Perreault, 1980  
**Most Goals by a Defenseman:** 4 - Mike Ramsey, 1983  
**Most Assists:** 11 - Gil Perreault, 1980  
**Most Points:** 21 - Gil Perreault, 1980  
**Most Penalty Minutes:** 56 - Rob Ray, 1991  
**Most Power Play Goals:** 5 - Rick Martin, 1975; Pat LaFontaine, 1992  
**Most Short-handed Goals:** 1 - Don Luce, 1980 & 1975; Craig Ramsay, 1976 & 1975; Scott Arniel, 1989; Mike Foligno, 1989; Christian Ruuttu, 1991; Dave Snuggerud, 1991; Pat LaFontaine, 1992; Petr Svoboda, 1992; Wayne Presley, 1993 & 1995; Brian Holzinger, 1997; Dixon Ward, 1997  
**Most Minutes Played by a Goaltender:** 760 - Gerry Desjardins, 1975  
**Most Shots on Goal:** 66 - Gil Perreault, 1975  
**Most Consecutive Goal-Scoring Games:** 7 - Pat LaFontaine, 1992  
**Most Point Scoring Games in Succession:** 8 - Dale Hawerchuk, 1993

## ONE PLAYOFF SERIES

**Most Goals:** 8 - Pat LaFontaine vs. Boston, 1992  
**Most Assists:** 7 - Gil Perreault vs. Montreal, 1973; vs. Boston, 1982, vs. Boston, 1983; Dale Hawerchuk vs. New Jersey, 1994.  
**Most Points:** 11 - Pat LaFontaine vs. Boston, 1992  
**Most Penalty Minutes:** 56 - Rob Ray vs. Montreal, 1991  
**Most Power Play Goals:** 5 - Pat LaFontaine vs. Boston, 1992  
**Most Short-Handed Goals:** 1 - Don Luce vs. N.Y. Islanders, 1980, vs. Montreal, 1975; Craig Ramsay vs. St. Louis, 1976, vs. Montreal, 1975; Scott Arniel vs. Boston, 1989; Mike Foligno vs. Boston, 1989; Christian Ruuttu vs. Montreal, 1991; Dave Snuggerud vs. Montreal, 1991; Petr Svoboda vs. Boston, 1992; Pat LaFontaine vs. Boston, 1992; Wayne Presley vs. Philadelphia, 1995, vs. Boston, 1993; Brian Holzinger vs. Ottawa, 1997; Dixon Ward vs. Philadelphia, 1997  
**Most Minutes Played by a Goaltender:** 484 - Dominik Hasek vs. New Jersey, 1994  
**Most Shots on Goal:** 38 - Rick Martin vs. Montreal, 1973  
**Most Goals by an Opposing Player:** 7 - Guy Lafleur of Montreal, 1975; Barry Pederson of Boston, 1983  
**Most Assists by an Opposing Player:** 14 - Rick Middleton of Boston, 1983.  
**Most Points by an Opposing Player:** 18 - Rick Middleton of Boston, 1983.

## ONE FINAL SERIES

(All vs. Philadelphia, 1975, 6 games)

**Most Goals:** 2 - Danny Gare, Jerry Korab, Don Luce, Rick Martin  
**Most Assists:** 4 - Rick Martin  
**Most Points:** 6 - Rick Martin  
**Most Penalty Minutes:** 12 - Don Luce  
**Most Power Play Goals:** 1 - Jerry Korab, Rick Martin, Gil Perreault  
**Most Short-handed Goals:** 0  
**Most Minutes Played by a Goaltender:** 260 - Gerry Desjardins  
**Most Shots on Goal:** 23 - Gil Perreault  
**Most Goals by An Opposing Player:** 3 - Reggie Leach  
**Most Assists by An Opposing Player:** 4 - Bill Barber  
**Most Points by an Opposing Player:** 6 - Bill Barber

## ONE SEMI-FINAL SERIES

**Most Goals:** 6 - Gil Perreault vs. N.Y. Islanders, 1980  
**Most Assists:** 4 - Peter McNab vs. Montreal, 1975  
**Most Points:** 8 - Gil Perreault vs. N.Y. Islanders, 1980  
**Most Penalty Minutes:** 24 - Larry Carriere vs. Montreal, 1975  
**Most Power Play Goals:** 2 - Derek Smith vs. N.Y. Islanders, 1980  
**Most Short-handed Goals:** 1 - Don Luce vs. N.Y. Islanders, 1980, vs. Montreal, 1975; Craig Ramsay vs. Montreal, 1975.



## INDIVIDUAL PLAYOFF RECORDS

### ONE SEMI-FINAL SERIES *Continued*

**Most Minutes Played by a Goaltender:** 259 - Bob Sauve vs. N.Y. Islanders, 1980  
**Most Shots on Goal:** 27 - Rick Martin vs. Montreal, 1975  
**Most Goals by an Opposing Player:** 7 - Guy Lafleur of Montreal, 1975  
**Most Assists by an Opposing Player:** 7 - Pete Mahovlich of Montreal, 1975  
**Most Points by an Opposing Player:** 10 - Guy Lafleur, Jacques Lemaire and Pete Mahovlich of Montreal, 1975

### ONE QUARTER-FINAL SERIES

**Most Goals:** 5 - Rene Robert vs. Montreal, 1973  
**Most Assists:** 7 - Gil Perreault vs. Montreal, 1973; vs. Boston, 1983.  
**Most Points:** 10 - Gil Perreault vs. Montreal, 1973  
**Most Penalty Minutes:** 47 - Lindy Ruff vs. Boston, 1983  
**Most Power Play Goals:** 3 - Rick Martin vs. Chicago, 1975  
**Most Short-handed Goals:** 0  
**Most Minutes Played by a Goaltender:** 347 - Gerry Desjardins vs. N.Y. Islanders, 1976  
**Most Shots on Goal:** 38 - Rick Martin vs. Montreal, 1973.  
**Most Goals by an Opposing Player:** 7 - Barry Pederson of Boston, 1983  
**Most Assists by an Opposing Player:** 14 - Rick Middleton of Boston, 1983  
**Most Points by an Opposing Player:** 18 - Rick Middleton of Boston, 1983

### ONE FIRST ROUND SERIES

**Most Goals:** 8 - Pat LaFontaine vs. Boston, 1992  
**Most Assists:** 7 - Gil Perreault vs. Boston, 1982; Dale Hawerchuk vs. New Jersey, 1994.  
**Most Points:** 11 - Pat LaFontaine vs. Boston, 1992  
**Most Penalty Minutes:** 56 - Rob Ray vs. Montreal, 1991  
**Most Power Play Goals:** 5 - Pat LaFontaine vs. Boston, 1992  
**Most Short-handed Goals:** 1 - Craig Ramsay vs. St. Louis, 1976; Scott Arniel vs. Boston, 1989;  
Mike Poligno vs. Boston, 1989; Christian Ruuttu vs. Montreal, 1991; Dave Snuggerud vs. Montreal, 1991; Petr Svoboda vs. Boston, 1992; Pat LaFontaine vs. Boston, 1992; Wayne Presley vs. Philadelphia, 1995, vs. Boston, 1993; Brian Holzinger vs. Ottawa, 1997; Dixon Ward vs. Philadelphia, 1997  
**Most Minutes Played by a Goaltender:** 484 - Dominik Hasek vs. New Jersey, 1994.  
**Most Shutouts:** 2 - Bob Sauve vs. Montreal, 1983; Dominik Hasek vs. New Jersey, 1994.  
**Most Shots on Goal:** 27 - Dave Andreychuk and Pat LaFontaine vs. Boston, 1992  
**Most Goals by an Opposing Player:** 6 - Michel Goulet of Quebec, 1982  
**Most Assists by an Opposing Player:** 10 - Peter McNab of Boston, 1982; Peter Stastny of Quebec, 1985  
**Most Points by an Opposing Player:** 10 - Peter McNab of Boston, 1982; Peter Stastny of Quebec, 1985; Denis Savard of Montreal, 1991; Adam Oates of Boston, 1992

### ONE GAME ONLY

**Most Goals:** 4 - John Tucker, Apr. 9, 1988 vs. Boston  
**Most Assists:** 4 - Gil Perreault, Apr. 10, 1982 vs. Boston and Apr. 17, 1980 vs. Chicago, Dave Andreychuk, Apr. 11, 1990 at Montreal.  
**Most Points:** 5 - John Tucker, Apr. 10, 1988 vs. Boston  
**Most Penalty Minutes:** 32 - Kevin Maguire, Apr. 9, 1988 vs. Boston  
**Most Power Play Goals:** 2 - John Tucker, Apr. 9 and 10, 1988 vs. Boston; Randy Burridge, May 11, 1997 vs. Philadelphia  
**Most Short-handed Goals:** 1 - Eleven players  
**Most Minutes Played by a Goaltender:** 125:43 - Dominik Hasek vs. New Jersey, April 27, 1994  
**Most Shots on Goal:** 11 - Tony McKegney vs. Minnesota, 1981; Danny Gare vs. St. Louis, 1976  
**Most Goals by Opposing Player:** 3 - Yvon Cournoyer of Montreal, Apr. 5, 1973; Guy Lafleur of Montreal, May 1, 1975; Barry Pederson of Boston, Apr. 8, 1982  
**Most Assists by Opposing Player:** 4 - Rick Middleton of Boston, Apr. 18, 1983  
**Most Points by Opposing Player:** 6 - Rick Middleton of Boston, Apr. 18, 1983

## TEAM PLAYOFF RECORDS

### ONE PLAYOFF YEAR

**Most Wins:** 10 - 1975 (17 games)  
**Fewest Wins:** 0 - 1984 (3 games)  
**Most Losses:** 7 - 1975 (17 games) & 1997 (12 games)  
**Fewest Losses:** 2 - 1979 (3 games)  
**Most Goals For:** 53 - 1975 (17 games)  
**Fewest Goals For:** 5 - 1984 (3 games)  
**Most Goals Against:** 58 - 1975 (17 games)  
**Fewest Goals Against:** 9 - 1979 (3 games)  
**Most Shutouts For:** 3 - 1980 (14 games)  
**Most Shutouts Against:** 2 - 1975  
**Most Overtime Games:** 6 - 1993 (8 games)  
**Longest Winning Streak:** 5 - Apr. 12, 16, 17, 19, 20, 1980  
**Longest Losing Streak:** 4 - April 11, 13, 15, 17, 1977  
- April 15, 17, 20, 22, 1976  
- April 6, 8, 9, 11, 1989  
- May 2, 4, 6, 8, 1993

**Most Power Play Goals:** 17 - 1980 (14 games)  
**Most Power Play Goals Against:** 14 - 1975 (17 games)  
**Most Short-handed Goals:** 2 - 1975 (17 games); 1989 (5 games); 1991 (6 games); 1992 (7 games); 1997 (12 games)  
**Most Short-handed Goals Against:** 3 - 1988 (6 games); 1980 (14 games)  
**Most Shots on Goal:** 532 - 1975 (17 games)  
**Fewest Shots on Goal:** 83 - 1984 (3 games)  
**Most Shots on Goal Against:** 459 - 1975 (17 games)  
**Fewest Shots on Goal Against:** 73 - 1984 (3 games)  
**Most Penalty Minutes:** 286 - 1988 (6 games)  
**Most Opponents' Penalty Minutes:** 308 - 1988 (6 games)

### ONE PLAYOFF SERIES

**Most Goals Scored in a Two Game Series:** 11 - vs. Minnesota in 1977  
**Most Goals Allowed in a Two Game Series:** 3 - Minnesota in 1977  
**Most Goals Scored in a Three Game Series:** 13 - vs. Vancouver in 1981  
**Least Goals Scored in a Three Game Series:** 5 - vs. Quebec in 1984  
**Most Goals Allowed in a Three Game Series:** 13 - Quebec in 1984  
**Least Goals Allowed in a Three Game Series:** 2 - Montreal in 1983  
**Most Goals Scored in a Four Game Series:** 19 - vs. Boston in 1993  
**Least Goals Scored in a Four Game Series:** 10 - vs. N.Y. Islanders in 1977  
**Most Goals Allowed in a Four Game Series:** 17 - Boston in 1982  
**Least Goals Allowed in a Four Game Series:** 7 - Vancouver in 1980  
**Most Goals Scored in a Five Game Series:** 22 - vs. Quebec in 1985  
**Least Goals Scored in a Five Game Series:** 11 - vs. Philadelphia in 1978  
**Most Goals Allowed in a Five Game Series:** 24 - Minnesota in 1981  
**Least Goals Allowed in a Five Game Series:** 10 - Chicago in 1975  
**Most Goals Scored in a Six Game Series:** 24 - vs. Montreal in 1991  
**Least Goals Scored in a Six Game Series:** 12 - vs. Philadelphia in 1975  
**Most Goals Allowed in a Six Game Series:** 29 - Montreal in 1975, Montreal in 1991  
**Least Goals Allowed in a Six Game Series:** 17 - Montreal in 1990  
**Most Goals Scored in a Seven Game Series:** 24 - vs. Boston in 1992  
**Least Goals Scored in a Seven Game Series:** 14 - vs. New Jersey in 1994 and vs. Ottawa in 1997  
**Most Goals Allowed in a Seven Game Series:** 33 - Boston in 1983  
**Least Goals Allowed in a Seven Game Series:** 13 - Ottawa in 1997



# TEAM PLAYOFF RECORDS

## ONE GAME ONLY

**Most Goals:** 9 - vs. Boston, Apr. 29, 1992  
**Most Goals Against:** 9 - at Boston, Apr. 20, 1983  
**Most Goals, Buffalo and Opponent:** 12 - at Montreal, Apr. 3, 1991 (7-5 Mtl); vs. Boston, Apr. 29, 1992 (9-3 Buf)  
**Most Goals, One Period:** 5 - Third period vs. Quebec, Apr. 14, 1985; third period vs. Quebec, Apr. 13, 1985; third period vs. Chicago, Apr. 20, 1975.  
**Most Goals Against, One Period:** 5 - Second period by Montreal, Apr. 5, 1973; second period by Boston, Apr. 8, 1982; First period by Boston, Apr. 20, 1983  
**Most Goals by Buffalo and Opponent, One Period:** 7 - vs. Quebec, Apr. 13, 1985 (third); vs. Philadelphia, May 11, 1997 (second)  
**Greatest Winning Margin:** 6 - 6-0 vs. Vancouver in 1980; 7-1 vs. Minnesota in 1977; 6-0 vs. Boston in 1989; 9-3 vs. Boston in 1992  
**Greatest Losing Margin:** 9 - 9-0 at Boston in 1983  
**Most Shots on Goal:** 57 - vs. St. Louis, Apr. 8, 1976  
**Fewest Shots on Goal:** 15 - vs. N.Y. Islanders, May 8, 1980  
**Most Shots on Goal Against:** 70 - vs. New Jersey, Apr. 27, 1994  
**Fewest Shots on Goal Against:** 14 - by Chicago, Apr. 22, 1975  
**Most Shots on Goal in One Period:** 22 - vs. St. Louis, Apr. 8, 1976; vs. N.Y. Islanders, Apr. 15, 1976.  
**Least Shots on Goal in One Period:** 2 - vs. Ottawa, Apr. 29, 1997  
**Most Shots on Goal Against in One Period:** 24 - Chicago, April 20, 1980  
**Least Shots on Goal Against in One Period:** 1 - Chicago, April 16, 1980; Boston, Apr. 11, 1982; Montreal, Apr. 7, 1983; Quebec, Apr. 4, 1984  
**Most Shots on Goal by Both Teams in One Period:** 35 - vs. Montreal, Apr. 9, 1991 (second)  
**Most Penalty Minutes:** 121 - vs. Boston, Apr. 9, 1988  
**Most Penalty Minutes by Opponent:** 105 - vs. Boston, Apr. 9, 1988  
**Most Penalty Minutes, Buffalo and Opponent:** 226 - vs. Boston, Apr. 9, 1988  
**Fastest Two Goals, One Player:** :27 - Pierre Turgeon at Boston, Apr. 6, 1989.  
**Fastest Two Goals Against, One Player:** :27 - Guy Lafleur of Montreal, May 1, 1975  
**Fastest Three Goals, One Player:** 12:37 - Dave Andreychuk vs. Quebec, Apr. 14, 1985.  
**Fastest Three Goals Against, One Player:** 13:40 - Barry Pederson of Boston, Apr. 8, 1982  
**Fastest Two Goals:** :14 - Mike Foligno & Sean McKenna vs. Quebec, Apr. 5, 1984  
**Fastest Two Goals Against:** :08 - Eric Desjardins & Stephane Richer of Montreal, Apr. 9, 1991.  
**Fastest Two Goals, Both Teams:** :05 - Gil Perreault of Buffalo and Jim Hamilton of Pittsburgh, Apr. 14, 1979  
**Fastest Three Goals:** 1:48 - Randy Wood, Dave Hannan and Bob Corkum vs. Boston, Apr. 29, 1992  
**Fastest Three Goals Against:** 1:19 - Russ Courtnall (2) & Mathieu Schneider of Montreal, Apr. 3, 1991.  
**Fastest Three Goals, Both Teams:** :36 - Eric Desjardins and Stephane Richer of Montreal and Benoit Hogue of Buffalo, Apr. 9, 1991  
**Fastest Four Goals:** 6:38 (Apr. 29, 1992 vs. Boston)  
**Fastest Four Goals Against:** 2:52 (Apr. 3, 1991 by Montreal)  
**Fastest Four Goals, Both Teams:** 2:38 (Apr. 9, 1991 vs. Montreal)  
**Fastest Five Goals:** 14:37 (Apr. 20, 1975 at Chicago)  
**Fastest Five Goals Against:** 9:31 (Apr. 3, 1991 by Montreal)  
**Fastest Five Goals, Both Teams:** 6:19 (May 11, 1997 vs. Philadelphia)  
**Fastest Goal from Opening Face-off:** 1:06 - Gil Perreault vs. Montreal, Apr. 5, 1973  
**Fastest Opponents' Goal from Opening Face-off:** :14 - Kirk Muller of Montreal, May 6, 1993  
**Shortest Overtime Game:** 60:22 - Minnesota's Steve Payne scored the winning goal on Apr. 16, 1981  
**Longest Overtime Game:** 125:43 - Buffalo's Dave Hannan scored the winning goal on April 27, 1994



# PLAYOFF SHUTOUTS

## SABRES' PLAYOFF SHUTOUTS

GOALTENDER	OPPONENT	SCORE	DATE	PLACE	SAVES
Bob Sauve	Vancouver	6-0	4-9-80	Buffalo	22
Don Edwards	Chicago	5-0	4-16-80	Buffalo	17
Bob Sauve	N.Y. Islanders	2-0	5-8-80	Buffalo	22
Bob Sauve	Montreal	1-0	4-6-83	Montreal	24
Bob Sauve	Montreal	3-0	4-7-83	Montreal	22
Jacques Cloutier	Boston	6-0	4-5-89	Boston	29
Tom Draper	Boston	2-0	4-27-92	Boston	28
Grant Fuhr	Boston	4-0	4-20-93	Boston	34
Dominik Hasek	New Jersey	2-0	4-17-94	New Jersey	30
Dominik Hasek	New Jersey	1-0 (4 OT)	4-27-94	Buffalo	70
Steve Shields	Ottawa	3-0	4-27-97	Ottawa	31

## PLAYOFF SHUTOUTS AGAINST THE SABRES

GOALTENDER	OPPONENT	SCORE	DATE	PLACE	SAVES
Ken Dryden	Montreal	7-0	5-1-75	Montreal	27
Bernie Parent	Philadelphia	2-0	5-27-75	Buffalo	32
Pete Peeters	Boston	9-0	4-20-83	Boston	27
Patrick Roy	Montreal	3-0	4-7-90	Buffalo	26
Ron Tugnutt	Ottawa	1-0 (OT)	4-23-97	Ottawa	17

## Sabre Fact

### Sabre playoff firsts

**First Game:** April 4, 1973 at Montreal  
**First Goal:** Craig Ramsay, April 4, 1973, at Montreal at 3:13 of the second period.  
**First Assist:** Don Luce, April 4, 1973, at Montreal on Ramsay's goal.  
**First Penalty:** Larry Hillman, April 4, 1973 at Montreal at 6:21 of the first period.  
**First Major Penalty:** Larry Mickey, April 5, 1973 at Montreal at 17:19 of the first period.  
**First Power Play Goal:** Rick Martin, April 5, 1973 at Montreal at 16:48 of the first period.  
**First Short-handed Goal:** Don Luce, May 3, 1975 at Montreal at 6:42 of the first period.  
**First Game-winning Goal:** Gil Perreault, April 8, 1973 vs. Montreal.  
**First Goal by Opponent:** Jacques Lemaire of Montreal, April 4, 1973 at 17:01 of the second period.  
**First Hat Trick:** Jim Lorentz, April 9, 1977, at Minnesota.  
**First Hat Trick by Opponent:** Yvon Cournoyer of Montreal, April 5, 1973 in Montreal.  
**First Win:** April 8, 1973 vs. Montreal.  
**First Shutout:** April 9, 1980 vs. Vancouver (6-0, Bob Sauve)  
**First Time Shut Out:** May 1, 1975 by Montreal (7-0, Ken Dryden)





## PLAYOFF OVERTIME HISTORY

April 10, 1973	Buffalo defeated Montreal 3-2 on goal by Rene Robert at 9:18.
April 17, 1975	Chicago defeated Buffalo 5-4 on goal by Stan Mikita at 2:31.
April 27, 1975	Buffalo defeated Montreal 6-5 on goal by Danny Gare at 4:42.
May 6, 1975	Buffalo defeated Montreal 5-4 on goal by Rene Robert at 5:56.
May 20, 1975	Buffalo defeated Philadelphia 5-4 on goal by Rene Robert at 18:29.
April 8, 1976	Buffalo defeated St. Louis 3-2 on goal by Danny Gare at 11:43.
April 9, 1976	Buffalo defeated St. Louis 2-1 on goal by Don Luce at 14:27.
April 13, 1976	Buffalo defeated N.Y. Islanders 3-2 on goal by Danny Gare at 14:04.
April 13, 1978	N.Y. Rangers defeated Buffalo 4-3 on goal by Don Murdoch at 1:37.
April 14, 1979	Pittsburgh defeated Buffalo 4-3 on goal by George Ferguson at :47.
May 1, 1980	N.Y. Islanders defeated Buffalo 2-1 on goal by Bob Nystrom at 21:20.
April 8, 1981	Buffalo defeated Vancouver 3-2 on goal by Alan Haworth at 5:00.
April 16, 1981	Minnesota defeated Buffalo 4-3 on goal by Steve Payne at :22.
April 20, 1981	Buffalo defeated Minnesota 5-4 on goal by Craig Ramsay at 16:32.
April 24, 1983	Boston defeated Buffalo 3-2 on goal by Brad Park at 1:52.
April 10, 1988	Buffalo defeated Boston 6-5 on goal by John Tucker at 5:32.
April 9, 1990	Montreal defeated Buffalo 2-1 on goal by Brian Skrudland at 12:35.
April 11, 1991	Montreal defeated Buffalo 4-3 on goal by Russ Courtnall at 5:56.
April 21, 1992	Boston defeated Buffalo 3-2 on goal by Adam Oates at 11:14.
April 25, 1992	Boston defeated Buffalo 5-4 on goal by Ted Donato at 2:08.
April 18, 1993	Buffalo defeated Boston 5-4 on goal by Bob Sweeney at 11:03.
April 22, 1993	Buffalo defeated Boston 4-3 on goal by Yuri Khmylev at 1:05.
April 24, 1993	Buffalo defeated Boston 6-5 on goal by Brad May at 4:48.
May 4, 1993	Montreal defeated Buffalo 4-3 on goal by Guy Carbonneau at 2:50.
May 6, 1993	Montreal defeated Buffalo 4-3 on goal by Gilbert Dionne at 8:28.
May 8, 1993	Montreal defeated Buffalo 4-3 on goal by Kirk Muller at 11:37.
April 27, 1994	Buffalo defeated New Jersey 1-0 on goal by Dave Hannan at 65:43.
May 7, 1995	Philadelphia defeated Buffalo 4-3 on goal by Karl Dykhuis at 10:06.
April 23, 1997	Ottawa defeated Buffalo 1-0 on goal by Daniel Alfredsson at 2:34.
April 29, 1997	Buffalo defeated Ottawa 3-2 on goal ny Derek Plante at 5:24
May 9, 1997	Buffalo defeated Philadelphia 5-4 on goal by Ed Ronan at 6:24.

*Sabres are 16-15 in overtime games during the playoffs (12-6 at home and 4-9 on road). Overtime goals have ended a Sabres' playoff series six times (April 9, 1976, April 14, 1979, April 24, 1983, April 24, 1993, May 8, 1993 and April 29, 1997).*

## ROCHESTER AMERICANS' DIRECTORY

Governor, President, Chief Executive Officer .....	Steve Donner
Vice President, Alternate Governor .....	Andy Gross Sr.
General Manager .....	Jody Gage
Head Coach .....	Brian McCutcheon
Vice President of Marketing .....	Chris Palin
Vice President of Communications.....	Steve Rossi
Broadcaster .....	Don Stevens
Director of Public Relations.....	Peter Mancuso
Director of Merchandising .....	Lynne Vangellow
Director of Ticket Operations .....	Bradford Ford
Marketing and Sales Associate .....	Marc Folts
Marketing and Sales Associate .....	Dave Cieslinski
Marketing and Sales Assistant.....	Amy Warzocha
Sales Associate .....	Lisa Fuss
Controller .....	Mike Flaherty
Bookkeeping/Accounts Payable Manager .....	Karen Gallagher
Executive Assistant .....	Lynda Fowler
Administrative Assistant.....	Renee St. Louis
Athletic Trainer.....	Kent Weisbeck
Equipment Manager.....	Pete Rogers
Temporary Executive Offices .....	War Memorial 50 South Avenue, Rochester, NY 14604
Telephone/Executive Offices .....	(716) 454-5335
Fax Number .....	(716) 454-3954
Telephone/Hotline .....	(716) 454-5335
Home Ice .....	War Memorial
Dimensions of Rink .....	197 feet by 85 feet
Seating Capacity .....	approx. 8,000
Location of Press Box .....	Sections 3-6
Club Colors .....	Red, White and Blue
Uniforms .....	Home: Base - White, Trim - Blue & Red Road: Base - Blue, Trim - White & Red
Ticket Prices .....	\$15.00, \$12.50, \$9.00/\$7.00
Home Game Times.....	Sun. 6:05; Mon.-Sat. 7:35
Radio Stations.....	WHAM AM-1180, WHTK AM-1280
Color Analyst.....	John Bednarski





# HEAD COACH

## BRIAN McCUTCHEON



Brian McCutcheon enters his first season as head coach of the Rochester Americans – Buffalo's American Hockey League affiliate – after enjoying much success on both the college and professional levels. It is a background which "will undoubtedly prove useful in helping develop our young players in Rochester," said Sabres General Manager Darcy Regier at the August 12, 1997 press conference to announce Brian's hiring.

McCutcheon comes off a highly successful 1996-97 season with the Columbus Chill of the East Coast Hockey League where he served as Head Coach and Director of Player Personnel. In his only season with the Chill, he led them to a 44-21-5 mark setting a franchise record for most wins and points in a season while winning the North Division title. McCutcheon was rewarded for his efforts with the ECHL Coach of the Year award.

That performance was made more impressive by the fact that it was only his second season working with professionals, and just his first as a head coach. In 1995-96, he served as an assistant to former Amerks Head Coach John Van Boxmeer with the Los Angeles Ice Dogs of the International Hockey League.

Prior to those two seasons, Brian had spent his career as a highly successful college coach. McCutcheon served as head coach from 1987-95 at Division I Cornell University compiling a 108-105-24 record over eight seasons. The tenure was a homecoming for McCutcheon who graduated from Cornell in 1971 after a playing career which included an NCAA Championship in 1970. Cornell went to the ECAC postseason tournament in seven of Brian's eight seasons as head coach, highlighted by four straight ECAC Final Fours.

McCutcheon had previously coached at Elmira College (located in Central New York) for seven seasons, the last six as head coach. He owns a 103-60-1 lifetime record at the school, including a 1986 New York State Coach of the Year award, the same year his Elmira team reached the #1 ranking among Division III schools.

Brian replaces John Tortorella who served as Amerks Head Coach for two seasons before becoming an assistant coach with the Phoenix Coyotes this year.

A native of Toronto, Brian and his wife Susan have two children, Kelly and Mark. They currently reside in Ithaca, New York.

### McCUTCHEON TIMELINE

Year	Role	League	Notes
1968-71	Played for Cornell University	ECAC - Div. I	Tri-Captain 1970 & All-Ivy 1971
1971-79	Played in Red Wings organization	NHL/AHL	37 career NHL games
1979-80	Player/Assistant for Aste-Graz	Austria Elite	
1980-81	Asst. Coach, Elmira College	ECAC - Div. III	
1981-87	Head Coach, Elmira College	ECAC - Div. III	Made playoffs each of the six seasons
1987-1995	Head Coach, Cornell University	ECAC - Div. I	Coached and developed 19 NHL draft picks
1995-96	Asst. Coach, LA Ice Dogs	IHL	
1996-97	Head Coach/Dir. of Player Personnel, Columbus Chill	ECHL	Won ECHL Coach of the Year honors

# 1996-97 AHL STANDINGS

## NORTHERN CONFERENCE

Team	GP	W	L	T	PTS	GF	GA
Canadian	80	36	28 (6)	10	88	265	264
St. John's	80	28	36 (3)	13	72	237	269
Saint John, NB	80	28	39 (4)	9	69	220	276
Hamilton	80	26	44 (2)	8	62	234	283
Fredericton	80	26	44 (2)	8	62	234	283
Empire State	GP	W	L	T	PTS	GF	GA
Rochester	80	40	30 (1)	9	90	298	257
Adirondack	80	38	28 (2)	12	90	258	249
Albany	80	38	28 (5)	9	90	269	231
Syracuse	80	32	38 (0)	10	74	241	265
Binghamton	80	27	38 (2)	13	69	245	300

## SOUTHERN CONFERENCE

Team	GP	W	L	T	PTS	GF	GA
New England	80	43	23 (5)	9	100	256	234
Worcester	80	41	25 (2)	12	96	268	229
Springfield	80	37	26 (7)	10	91	279	264
Portland	80	37	26 (7)	10	91	279	264
Providence	80	35	40 (2)	3	75	262	289
Mid-Atlantic	GP	W	L	T	PTS	GF	GA
Philadelphia	80	49	18 (3)	10	111	325	230
Hershey	80	43	22 (5)	10	101	273	220
Kentucky	80	36	35 (0)	9	81	278	284
Baltimore	80	30	37 (3)	10	73	251	285
Carolina	80	28	43 (5)	4	65	273	303

Losses in overtime are noted in parentheses and are worth one point.

### 1996-97 AHL SCORING LEADERS

Name and Team	GP	G	A	PTS
Peter White, Philadelphia	80	44	61	105
Terry Yake, Rochester	78	34	67	101
Brian Wiseman, St. John's	71	33	62	95
Vaclav Prospal, Philadelphia	63	32	63	95
Patrik Juhlin, Philadelphia	78	31	60	91
Alexei Lojkin, Fredericton	79	33	56	89
Gilbert Dionne, Carolina	72	41	47	88
Blair Atcheynum, Hershey	77	42	45	87
Jan Caloun, Kentucky	66	43	43	86
Shawn McCosh, Philadelphia	79	30	51	81
Bruce Coles, Philadelphia	79	31	49	80





# 1996-97 AHL ALL-STARS

First Team	Position	Second Team
Jean-Francois Labbe, Hershey	Goalie	Norm Maracle, Adirondack
Darren Rumble, Philadelphia	Defense	Jamie Rivers, Worcester
Terry Hollinger, Rochester	Defense	Pascal Trepanier, Hershey
Vaclav Prospal, Philadelphia	Center	Peter White, Philadelphia
Blair Atcheynum, Hershey	Right Wing	Jan Caloun, Kentucky
Patrik Juhlin, Philadelphia	Left Wing	Ralph Intranuovo, Hamilton

**Les Cunningham Award (MVP):** Jean-Francois Labbe, Hershey  
**Eddie Shore Award (Top Defenseman):** Darren Rumble, Philadelphia  
**"Red" Garrett Award (Rookie of the Year):** Jaroslav Svejkovsky, Portland  
**Fred T. Hunt Award (Sportsmanship & Dedication):** Steve Passmore, Hamilton

## AHL 1997 PLAYOFF REVIEW

### Conference Quarter-Finals

St. John's defeated Binghamton three games to one.  
 Hamilton defeated St. John three games to two.  
 Rochester defeated Syracuse three games to none.  
 Albany defeated Adirondack three games to one.  
 Providence defeated Worcester three games to two.  
 Springfield defeated Portland three games to two.  
 Philadelphia defeated Baltimore three games to none.  
 Hershey defeated Kentucky three games to one.

### Conference Semi-Finals

Hamilton defeated St. John's four games to three.  
 Albany defeated Rochester four games to three.  
 Springfield defeated Providence four games to one.  
 Hershey defeated Philadelphia four games to three.

### Conference Finals

Hamilton defeated Albany four games to one.  
 Hershey defeated Springfield four games to three.

### Calder Cup Finals

Hershey defeated Hamilton four games to one.

**Jack A. Butterfield Trophy Winner (MVP of Playoffs):**  
 Mike McHugh, Hershey

# 1996-97 REGULAR SEASON SCORING

NO. PLAYER	GP	G	A	PTS	+/-	PIM	PP	SH	GW	S	PCTG
25 Terry Yake	78	34	67	101	16	77	9	0	5	254	13.4
10 Scott Metcalfe	80	32	38	70	10	205	6	3	0	200	16.0
5 Craig Charron	72	24	41	65	-5	42	9	1	3	209	11.5
12 Terry Hollinger	73	12	51	63	21	54	3	2	2	178	6.7
36 Dane Jackson	78	24	34	58	4	111	13	0	2	175	13.7
23 Vaclav Varada	53	23	25	48	8	81	3	1	3	180	12.8
37 Curtis Brown	51	22	21	43	17	30	7	0	3	137	16.1
21 Scott Nichol	68	22	21	43	9	133	1	4	6	165	13.3
3 Sergei Klimentiev	77	14	28	42	7	114	4	2	2	213	6.6
15 Shayne Wright	80	7	30	37	20	124	4	0	1	110	6.4
11 Ed Ronan	47	13	21	34	-9	62	6	1	2	126	10.3
27 Dan Frawley	77	11	22	33	-1	115	3	0	0	107	10.3
18 Barrie Moore	32	14	15	29	4	14	2	1	3	110	12.7
7 Craig Millar	64	7	18	25	7	65	3	0	2	105	6.7
40 Rumun Ndur	68	5	11	16	-5	282	0	0	0	54	9.3
44 Greg Walters	55	5	10	15	-3	247	1	0	0	75	6.7
16 Jay Moser	34	4	11	15	10	12	0	0	1	52	7.7
24 Wayne Primeau	24	9	5	14	-3	27	1	0	1	51	17.6
22 Charlie Huddy	63	6	8	14	11	36	0	2	2	92	6.5
38 Jacques Joubert	20	5	3	8	-9	10	2	0	1	29	17.2
2 Jay McKee	7	2	5	7	0	4	1	0	0	19	10.5
55 Eric Lavigne	46	1	6	7	-1	89	0	0	0	34	2.9
20 Kimbi Daniels	6	1	3	4	-1	2	1	0	1	9	11.1
18 Mark Dutiaume	6	1	1	2	-4	0	1	0	0	2	50.0
14 John Lilley	1	0	2	2	1	15	0	0	0	2	.0
33 Paul Rushforth	7	0	2	2	-1	4	0	0	0	7	.0
19 Dave Seitz	13	0	2	2	-2	4	0	0	0	10	.0
34 Andrei Mezin	7	0	1	1	—	0	0	0	0	0	.0
17 Marc Tardif	1	0	0	0	0	0	0	0	0	0	.0
7 Scott Feasby	1	0	0	0	-2	2	0	0	0	0	.0
69 Tommy Soderstrom	2	0	0	0	—	0	0	0	0	0	.0
38 Steve Walker	3	0	0	0	2	17	0	0	0	6	.0
35 Len Perno	3	0	0	0	—	0	0	0	0	0	.0
33 Michael Stewart	4	0	0	0	-1	0	0	0	0	3	.0
35 Les Kuntar	21	0	0	0	—	10	0	0	0	0	.0
31 Steve Shields	23	0	0	0	—	10	0	0	0	2	.0
30 Frederic Deschenes	38	0	0	0	—	0	0	0	0	0	.0
Bench						16					
NO. GOALTENDER	GP	MIN	AVG	W	L	T	EN	SO	GA	SA	SPCT.
35 Len Perno	2	38	1.60	0	0	0	0	0	1	8	.875
31 Steve Shields	23	1331	2.70	14	6	2	3	1	60	694	.914
30 Frederic Deschenes	38	1898	2.85	15	13	3	3	2	90	953	.906
35 Les Kuntar	21	1052	3.42	6	9	3	0	0	60	535	.888
69 Tommy Soderstrom	2	120	4.00	2	0	0	0	0	8	57	.860
34 Andrei Mezin	7	386	4.82	3	3	1	1	0	31	197	.843
TOTALS	80	4849	3.18	40	31	9	7	3	257	2194	.895



# AMERKS' PLAYOFF SCORING

No.	Name	GP	G	A	PTS	PIM	PP	SH	GW	SHOT	+/-
25	Terry Yake	10	8	8	16	4	2	0	2	26	12
36	Dane Jackson	10	7	5	12	14	2	0	0	19	9
37	Curtis Brown	10	4	5	9	4	1	1	0	29	7
44	Greg Walters	10	3	6	9	20	0	0	1	14	2
5	Craig Charron	10	2	7	9	4	0	0	0	35	3
12	Terry Hollinger	10	2	7	9	27	1	0	2	26	2
23	Vaclav Varada	10	1	6	7	27	0	0	0	26	8
15	Shayne Wright	10	2	3	5	6	1	0	1	16	7
3	Sergei Klimientiev	10	1	4	5	28	0	0	0	24	7
40	Rumun Ndur	10	3	1	4	21	0	0	0	9	-2
27	Dan Frawley	10	2	2	4	6	0	0	0	11	-5
10	Scott Metcalfe	10	1	3	4	18	0	0	0	18	-5
33	Michael Stewart	10	1	3	4	23	0	0	0	17	-3
21	Scott Nichol	10	2	1	3	26	0	0	0	21	-8
16	Jay Moser	9	1	1	2	4	0	0	0	4	-3
55	Eric Lavigne	6	0	1	1	26	0	0	0	4	2
30	Frederic Deschenes	9	0	1	1	0	0	0	0	0	0
24	Wayne Primeau	1	0	0	0	0	0	0	0	1	-1
22	Charlie Huddy	4	0	0	0	0	0	0	0	4	2
	Bench					4					

No.	Goalie	GP	MIN	GAA	W	L	EN	SO	GA	SAVE	PCT.
30	Frederic Deschenes	10	628	2.68	6	4	3	0	28	278	.909
	TEAM TOTALS	10	630	2.95	6	4	3	0	28	278	.900

Period Scoring:	1	2	3	OT	TOT	Period Shots:	1	2	3	OT	TOT
Americans	14	14	12	0	40	Americans	93	113	91	7	304
Opponents	9	12	8	2	31	Opponents	99	107	85	18	309

Home Record: 3-3  
 Road Record: 3-1  
 Power Play: 7 of 48 - 14.6%  
 Penalty Killing: 45 of 51 - 88.2%

# AMERICANS' RECORDS

## TEAM SEASON RECORDS

CATEGORY	OVERALL	HOME	AWAY
Points - Most	101 (twice)	64 (87-88)	46 (90-91)
- Least	52 (69-70)	37 (69-70)	10 (62-63)
Wins - Most	48 (64-65)	30 (87-88)	21 (twice)
- Least	18 (69-70)	14 (69-70)	4 (twice)
Losses - Most	42 (3 times)	18 (78-79)	30 (62-63)
- Least	21 (3 times)	4 (65-66)	13 (twice)
Ties - Most	16 (69-70)	9 (69-70)	8 (4 times)
- Least	2 (twice)	0 (twice)	1 (3 times)

Most Goals Scored - 389 (82-83)  
 Fewest Goals Scored - 205 (57-58)  
 Most Goals Against - 349 (78-79)  
 Fewest Goals Against - 199 (twice)

Most Scoring Points: 1043 (82-83)  
 Most Power-Play Goals: 109 (92-93)  
 Most Short-handed Goals: 19 (82-83, 88-89, 89-90)  
 Most Penalty Minutes: 2,588 (95-96)

Most 20 Goal Scorers: 8 (73-74, 77-78, 82-83)  
 Most 30 Goal Scorers: 5 (64-65, 81-82, 82-83)  
 Most 40 Goal Scorers: 3 (74-75, 82-83, 89-90)

Longest Winning Streak: 11 (Oct. 11 - Nov. 2, 1984; Apr. 14 - May 19, 1996)  
 Longest Home Winning Streak: 15 (Jan. 17 - Mar. 26, 1965)  
 Longest Unbeaten Streak: 14 (13-0-1; Oct. 24-Dec. 4, 1965)  
 Longest Losing Streak: 10 (Feb. 6-21, 1981; Oct. 7-29, 1988)  
 Longest Winless Streak: 14 (0-10-4; Mar. 20 - Apr. 5, 1970)

## TEAM GAME RECORDS

Most Goals: 14 (vs. Cleveland, Nov. 24, 1966)  
 Most Goals on Road: 10 (vs. Springfield, Apr. 1, 1972; vs. Fredericton, Nov. 24, 1981; vs. Maine, Dec. 29, 1982)  
 Most Assists: 25 (vs. St. Catharines, Apr. 7, 1985)  
 Most Points: 38 (vs. St. Catharines, Apr. 7, 1985)  
 Most Goals - Both Teams: 20 (Rochester 14, Cleveland 6 - Nov. 24, 1966)  
 Greatest Winning Margin: 12 (Rochester 13, New Haven 1 - Jan. 17, 1975)  
 Greatest Losing Margin: 12 (Providence 15, Rochester 3 - Feb. 13, 1972; Nova Scotia 13, Rochester 1 - Feb. 15, 1980; Baltimore 12, Rochester 0 - Nov. 23, 1984)  
 Highest Tie Score: 8-8 (Nov. 11, 1962 vs. Springfield)  
 Scoreless Ties: Nov. 7, 1964 vs. Buffalo; Mar. 31, 1967 vs. Pittsburgh; Feb. 26, 1971 vs. Baltimore; Feb. 11, 1972 vs. Richmond; Jan. 27, 1974 vs. Virginia; Nov. 20, 1991 at Halifax.



# AMERICANS' RECORDS

## ONE SEASON INDIVIDUAL RECORDS

Most Goals: 61 (Paul Gardner - 1985-86)  
 Most Assists: 73 (Geordie Robertson - 1982-83)  
 Most Points: 119 (Geordie Robertson - 1982-83)  
 Most Penalty Minutes: 446 (Rob Ray - 1988-89)  
 Most Power Play Goals: 25 (Paul Gardner - 1985-86)  
 Most Short-handed Goals: 11 (Gary McAdam - 1982-83)  
 Most Game-Winning Goals: 9 (Jody Gage - 1987-88; Craig Charron - 1995-96)  
 Most Unassisted Goals: 9 (Paul O'Neill - 1975-76)  
 Most Goals by a Center: 61 (Paul Gardner - 1985-86)  
 Most Assists by a Center: 73 (Geordie Robertson - 1982-83)  
 Most Points by a Center: 119 (Geordie Robertson - 1982-83)  
 Most Penalty Minutes by a Center: 246 (Brad Rubachuk - 1993-94)  
 Most Goals by a Left Wing: 51 (Murray Kuntz - 1973-74)  
 Most Assists by a Left Wing: 59 (Stan Smrke - 1964-65)  
 Most Points by a Left Wing: 98 (Dick Gamble - 1965-66; Mike Donnelly - 1989-90)  
 Most Penalty Minutes by a Left Wing: 446 (Rob Ray - 1988-89)  
 Most Goals by a Right Wing: 60 (Jody Gage - 1987-88)  
 Most Assists by a Right Wing: 61 (Ed Litzenberger - 1964-65)  
 Most Points by a Right Wing: 104 (Jody Gage - 1987-88)  
 Most Penalty Minutes by a Right Wing: 352 (Kevin Kerr - 1987-88)  
 Most Goals by a Defenseman: 18 (Rick Pagnutti - 1972-73)  
 Most Assists by a Defenseman: 58 (Bob Hess - 1980-81)  
 Most Points by a Defenseman: 75 (Bob Hess - 1980-81)  
 Most Penalty Minutes by a Defenseman: 322 (Jim Hofford - 1987-88)  
 Most Goals by a Goaltender: 1 (Darcy Wakaluk - 1987-88; Robb Stauber - 1995-96)  
 Most Assists by a Goaltender: 7 (Darcy Wakaluk - 1989-90; David Littman - 1990-91)  
 Most Penalty Minutes by a Goaltender: 55 (Jim Pettie - 1976-77)  
 Most Games Played by a Goaltender: 72 (Gerry Cheevers - 1964-65)  
 Most Minutes Played by a Goaltender: 4359 (Gerry Cheevers - 1964-65)  
 Most Wins by a Goaltender: 48 (Gerry Cheevers - 1964-65)  
 Most Shutouts by a Goaltender: 6 (Bob Perreault - 1967-68)  
 Lowest Goals-Against Average: 2.68 (Gerry Cheevers - 1964-65)  
 Most Goals by a Rookie: 42 (Donald Audette - 1989-90)  
 Most Assists by a Rookie: 66 (Todd Simon - 1992-93)  
 Most Points by a Rookie: 98 (Peter Ciavaglia - 1991-92)  
 Most Penalty Minutes by a Rookie: 446 (Rob Ray - 1988-89)  
 Most Consecutive Games With a Point: 25 (Peter Ciavaglia - 1992-93)

## AMERICANS' INDIVIDUAL GAME RECORDS

Most Goals: 5 (Dave Hynes - Jan. 17, 1975; Donald Audette - Oct. 29, 1989)  
 Most Assists: 6 (Rudy Migay - Feb. 6, 1959; Ed Litzenberger - Jan. 24, 1965; Geordie Robertson - Dec. 26, 1983)  
 Most Points: 7 (Ed Joyal - Feb. 24, 1967; Geordie Robertson - Dec. 26, 1983; Darrin Shannon, Jan. 13, 1991)  
 Most Penalty Minutes: 54 (Wally Weir - Jan. 16, 1981 - four misconducts, two majors, two minors)

# ALL-TIME AMERICANS' REGULAR SEASON RECORDS

Season	GP	W	L	T	Pts.	Coach
1956-57	64	34	25	5	73	Billy Reay
1957-58	70	29	35	6	64	Roly McLenahan
1958-59	70	34	31	5	73	Bucko MacDonald, Sam Pollack, Steve Kraftcheck
1959-60	72	40	27	5	85	Steve Kraftcheck
1960-61	72	32	36	4	68	Steve Kraftcheck, Jack Riley
1961-62	70	33	31	6	72	Johnny Crawford
1962-63	72	24	39	9	57	Rudy Migay
1963-64	72	40	30	2	82	Joe Crozier
1964-65	72	48	21	3	99	Joe Crozier
1965-66	72	46	21	5	97	Joe Crozier
1966-67	72	38	25	9	85	Joe Crozier
1967-68	72	38	25	9	85	Joe Crozier
1968-69	74	25	38	11	61	Dick Gamble
1969-70	72	18	38	16	52	Dick Gamble
1970-71	72	25	36	11	61	Dick Gamble, John O'Flaherty
1971-72	76	28	38	10	66	Doug Adam, Don Cherry
1972-73	76	33	31	12	78	Don Cherry
1973-74	76	42	21	13	97	Don Cherry
1974-75	76	42	25	9	93	Dick Mattiussi
1975-76	76	42	25	9	93	Dick Mattiussi
1976-77	80	42	33	5	89	Duane Rupp
1977-78	81	43	31	7	93	Duane Rupp
1978-79	80	26	42	12	64	Duane Rupp, Gary Darling, Ron Garwaisiuk, Pat Kelly
1979-80	80	28	42	10	66	Billy Inglis
1980-81	80	30	42	8	68	Mike Keenan
1981-82	80	40	31	9	89	Mike Keenan
1982-83	80	46	25	9	101	Mike Keenan
1983-84	80	46	32	2	94	Joe Crozier
1984-85	80	40	27	13	93	Jim Schoenfeld, John Van Boxmeer
1985-86	80	34	39	7	71	John Van Boxmeer
1986-87	80	47	26	7	101	John Van Boxmeer
1987-88	80	46	27	7	100	John Van Boxmeer
1988-89	80	38	37	5	81	John Van Boxmeer
1989-90	80	43	28	9	95	John Van Boxmeer
1990-91	80	45	26	9	99	Don Lever
1991-92	80	37	31	12	86	Don Lever
1992-93	80	40	33	7	87	John Van Boxmeer
1993-94	80	31	34	15	77	John Van Boxmeer
1994-95	80	35	38	7	77	John Van Boxmeer
1995-96	80	37	38	5	83	John Tortorella
1996-97	80	40	31	9	90	John Tortorella





# AMERICANS' RECORDS

## CAREER LEADERS - 1956-97

### Games Played

Jody Gage	653
Dick Gamble	571
Norm Armstrong	566
Darryl Sly	517
Stan Smrke	513
Bronco Horvath	473
Gerry Ehman	465
Scott Metcalfe	424
Les Duff	399
Don Cherry	390

### Goals

Jody Gage	351
Dick Gamble	300
Gerry Ehman	237
Bronco Horvath	199
Stan Smrke	197
Geordie Robertson	164
Norm Armstrong	164
Mal Davis	155
Bob Mongrain	153
Jim Pappin	134
Barry Merrell	134

### Assists

Jody Gage	377
Bronco Horvath	343
Gerry Ehman	283
Dick Gamble	265
Stan Smrke	239
Geordie Robertson	231
Norm Armstrong	228
Jim Jackson	205
Scott Metcalfe	188
Barry Merrell	187

### Points

Jody Gage	728
Dick Gamble	565
Bronco Horvath	542
Gerry Ehman	520
Stan Smrke	436
Geordie Robertson	395
Norm Armstrong	392
Bob Mongrain	339
Barry Merrell	321
Scott Metcalfe	316

### Penalty Minutes

Scott Metcalfe	1,272
Jim Hofford	1,212
Norm Armstrong	983
Dan Frawley	885
Rob Ray	796
Chris Langevin	750
Kevin Kerr	680
Brad Rubachuk	665
Ron Garwasiuk	655
Sean O'Donnell	638
Brad Miller	638

## Amerk Fact

The Rochester Americans led the American Hockey League in attendance for 10 straight seasons from 1982-83 - 1991-92 and have attracted over seven and a half million fans to their home games over the last 40 years.

Here are the numbers for the past several seasons:

1996-97 - 231,472	1987-88 - 254,601	1978-79 - 141,923
1995-96 - 243,663	1986-87 - 242,112	1977-78 - 186,120
1994-95 - 244,156	1985-86 - 243,142	1976-77 - 172,722
1993-94 - 225,264	1984-85 - 255,585	1975-76 - 180,899
1992-93 - 222,920	1983-84 - 220,866	1974-75 - 209,371
1991-92 - 242,820	1982-83 - 218,720	1973-74 - 201,428
1990-91 - 255,470	1981-82 - 197,345	1972-73 - 197,151
1989-90 - 260,277	1980-81 - 165,307	1971-72 - 138,888
1988-89 - 255,776	1979-80 - 166,936	1970-71 - 146,074

# AMERICANS' 1997-98 SCHEDULE

## HOME

Sun., Oct. 12	Syracuse (at Buffalo)
Sat., Nov. 1	Syracuse
Fri., Nov. 7	Hershey
Mon., Nov. 10	Adirondack
Sun., Nov. 16	Hamilton
Wed., Nov. 26	Syracuse
Fri., Nov. 28	Hartford
Sat., Nov. 29	Philadelphia
Wed., Dec. 3	New Haven
Fri., Dec. 5	Hershey
Fri., Dec. 12	Adirondack
Sun., Dec. 14	Cincinnati
Fri., Dec. 19	Hamilton
Sat., Dec. 20	Fredericton
Tue., Dec. 23	Providence
Fri., Dec. 26	St. John's
Sun., Jan. 4	Hamilton (at Buffalo)
Wed., Jan. 7	Albany
Fri., Jan. 9	Philadelphia
Wed., Jan. 14	Saint John
Sat., Jan. 17	Syracuse
Fri., Jan. 23	Adirondack
Fri., Jan. 30	Syracuse
Sun., Feb. 1	Cincinnati
Wed., Feb. 4	St. John's
Sun., Feb. 8	Albany
Wed., Feb. 18	Cincinnati
Fri., Feb. 20	Worcester
Fri., Feb. 27	Hamilton
Sun., Mar. 1	Kentucky
Fri., Mar. 13	Albany
Fri., Mar. 20	Adirondack
Sun., Mar. 22	Hamilton
Wed., Mar. 25	Philadelphia
Fri., Mar. 27	Albany
Sun., Mar. 29	Kentucky
Wed., Apr. 1	Kentucky
Fri., Apr. 3	Hershey
Wed., Apr. 8	Springfield
Fri., Apr. 10	Adirondack

## ROAD

Sat., Oct. 4	Albany
Wed., Oct. 8	Philadelphia
Fri., Oct. 10	Hamilton
Sat., Oct. 11	Syracuse
Fri., Oct. 17	Hamilton
Sun., Oct. 26	Providence
Fri., Oct. 31	Springfield
Sat., Nov. 8	Adirondack
Fri., Nov. 14	Syracuse
Fri., Nov. 21	Hamilton
Sat., Nov. 22	Syracuse
Sat., Dec. 6	Kentucky
Sun., Dec. 7	Cincinnati
Wed., Dec. 10	Cincinnati
Wed., Dec. 17	Hamilton
Sat., Dec. 27	Adirondack
Mon., Dec. 29	Hartford
Wed., Dec. 31	Adirondack
Fri., Jan. 2	Hamilton
Sat., Jan. 10	Albany
Sun., Jan. 11	Philadelphia
Fri., Jan. 16	Syracuse
Sat., Jan. 24	Worcester
Tue., Jan. 27	New Haven
Fri., Feb. 6	Philadelphia
Sat., Feb. 7	Hershey
Fri., Feb. 13	Kentucky
Sat., Feb. 14	Cincinnati
Sun., Feb. 15	Kentucky
Sat., Feb. 21	Adirondack
Sun., Feb. 22	Albany
Sat., Feb. 28	Hershey
Tue., Mar. 3	Fredericton
Wed., Mar. 4	Saint John
Fri., Mar. 6	St. John's
Sat., Mar. 7	St. John's
Sun., Mar. 15	Albany
Sat., Mar. 21	Syracuse
Sat., Apr. 4	Hershey
Sat., Apr. 11	Adirondack

Home Starting Times: Sundays - 6:05 p.m., Tuesdays, Wednesdays, and Fridays - 7:35 p.m.



# BISONS' HOCKEY

## HOCKEY IN BUFFALO...BEFORE THE SABRES

The current edition of hockey in Buffalo — the National Hockey League — is not the only type the city has known. The Sabres began playing in 1970-71, and, since 1979, have had an American Hockey League affiliate in Rochester. But, from 1936-1970, there was hockey in Buffalo, an American Hockey League team, the Bisons. That team won five Calder Cups, to go with four runner-up performances in the finals. This section takes a look at that historic era of professional hockey in the Nickel City.

### ALL-TIME BISONS' REGULAR SEASON RECORDS

Season	GP	W	L	T	Pts.	Coach
1936-37+	11	3	8	0	6	NA
1940-41	56	19	27	10	48	Tiny Thomas
1941-42	56	25	25	6	56	Tiny Thomas
1942-43*	56	28	21	7	63	Art Chapman
1943-44*	54	25	16	13	63	Art Chapman
1944-45	60	31	21	8	70	Art Chapman
1945-46*	62	38	16	8	84	Frank Beisler
1946-47	64	36	17	11	83	Frank Beisler
1947-48~	68	41	23	4	86	R. Goldsworthy
1948-49	68	33	27	8	74	Hector Blake, R. Goldsworthy
1949-50	70	32	29	9	73	R. Goldsworthy
1950-51	70	40	26	4	84	R. Goldsworthy
1951-52	68	28	36	4	60	R. Goldsworthy
1952-53	64	22	39	3	47	Frank Eddolls
1953-54	70	39	24	7	85	Frank Eddolls
1954-55~	64	31	28	5	67	Gaye Stewart
1955-56	64	29	30	5	63	Frank Eddolls
1956-57	64	25	37	2	52	Frank Eddolls
1957-58	70	25	42	3	53	Harry Watson
1958-59~	70	38	28	4	80	Bobby Kirk, Fred Hunt
1959-60	72	33	35	4	70	Dit Clapper
1960-61	72	35	34	3	73	Frank Eddolls
1961-62~	70	36	31	3	75	Billy Reay
1962-63*	72	41	24	7	89	Billy Reay
1963-64	72	25	40	7	57	Tex Evans
1964-65	72	40	26	6	86	Phil Watson
1965-66	72	29	40	3	61	Phil Watson
1966-67	72	14	51	7	35	Fred Hunt
1967-68	72	32	28	12	76	Fred Shero
1968-69	74	41	18	15	97	Fred Shero
1969-70*	72	40	17	15	95	Fred Shero

+ - Buffalo withdrew December 9, 1936 when fire destroyed building and all games involving Buffalo were eliminated from counting in the standings.

\* - Won Calder Cup.

~ - Runner-up in Calder Cup Finals.

# BISONS' HOCKEY

## BISONS PLAYERS SCORING 100 OR MORE POINTS IN ONE SEASON

Player	Year	GP	G	A	Pts
Ab DeMarco	1950-51	64	37	76	113
Phil Maloney	1960-61	71	37	65	102
Art Stratton	1964-65	71	25	84	109

## 50-GOAL SCORERS

Player	Year	GP	G	Pts
Len Lunde	1964-65	72	50	96
Guy Trottier	1969-70	71	55	88

## REGULAR SEASON SCORING LEADERS

Player	Year	GP	G	A	Pts
Ab DeMarco	1950-51	64	37	76	113
Art Stratton	1964-65	71	25	84	109

## REGULAR SEASON GOALTENDING LEADERS

Goalie	Year	GP	GA	SO	GAA
Gordie Bell	1942-43	52	125	9	2.40
Yves Nadon	1944-45	30	87	3	2.90
Connie Dion*	1945-46	42	124	1	2.95
Jacques Plante	1953-54	55	148	3	2.69
Dennis DeJordy	1962-63	67	187	6	2.79
Gilles Villemure	1968-69	62	148	6	2.41
Gilles Villemure	1969-70	65	156	8	2.52

\* - spent part of the season with St. Louis

## Bisons Fact

The 1997 Hershey Bears became just the ninth team in the 61-year history of the American Hockey League's Calder Cup playoffs to win a best-of-seven series after having trailed 3-1. The first team to have accomplished that feat was the 1946 Buffalo Bisons in the Calder Cup Finals.





# BISONS' HOCKEY

## AMERICAN HOCKEY LEAGUE TROPHIES WON BY BISONS

**Louis A.R. Pieri Memorial Award** - Named in honor of the late long-time contributor to the American Hockey League as owner of the Providence Reds. It is presented to the outstanding coach in the AHL.

1969-70 - Fred Shero

**Les Cunningham Plaque** - Named in honor of the first AHL player to score 200 points in regular season play. Les Cunningham played a total of 10 seasons with the Cleveland Barons, averaging better than a point a game. It is presented to the most valuable player selected by the media and players of the League.

1950-51 - Ab DeMarco

1960-61 - Phil Maloney

1962-63 - Dennis DeJordy

1964-65 - Art Stratton

1968-69 - Gilles Villemure

1969-70 - Gilles Villemure

**John B. Sollenberger Trophy** - Named in honor of the longtime contributor to the AHL as manager and president of the Hershey Bears, and former Chairman of the Board of Governors of the American Hockey League. It is presented to the individual who accumulated the most points over the course of the season. (Previously known as the Wally Kilrea Trophy and the Carl Liscombe Trophy.)

1950-51 - Ab DeMarco

1964-65 - Art Stratton

**Eddie Shore Plaque** - Named in honor of the late Hockey Hall of Fame member who, after retiring from the NHL in 1940, bought the Springfield franchise and operated it until his retirement in 1976. Shore is widely regarded as one of hockey's greatest defenseman. The award goes to the player voted by the media and the players in each AHL city adjudged to be the best defenseman in the League.

1968-69 - Bob Blackburn

**Harry (Hap) Holmes Memorial Trophy** - From 1947-48 through 1970-71 this award was given annually to the goaltender with the lowest goals-against average providing he had played in 50% of the total championship games. Harry "Hap" Holmes was an early figure in professional hockey and was one of the outstanding goalkeepers of his era. He played for and managed the Cleveland entry in pre-AHL days.

1949-50 - Connie Dion

1962-63 - Dennis DeJordy

1968-69 - Gilles Villemure

1969-70 - Gilles Villemure

**Dudley (Red) Garrett Memorial Trophy** - Named after a young player who gave his life during World War II while in the service of the Canadian Navy. It is presented annually to the American Hockey League's outstanding rookie as voted by the media and players in each AHL city.

1949-50 - Paul Meger

1953-54 - Don Marshall

1960-61 - Chico Maki

1962-63 - Doug Robinson

1964-65 - Ray Cullen

# BISONS' HOCKEY

## BUFFALO BISONS ALL-STARS

### First Team

G - Gordon Bell (1942-43)

D - Frank Beisler (1942-43)

D - Roger Leger (1944-45)

D - Gordon Davidson (1944-45)

D - Roger Leger (1945-46)

C - Murdo MacKay (1948-49)

C - Ab DeMarco (1950-51)

LW - Paul Meger (1950-51)

D - Frank Eddolls (1953-54)

RW - Ed Slowinski (1953-54)

LW - Gaye Stewart (1953-54)

D - Frank Sullivan (1955-56)

G - Marcel Paille (1958-59)

D - Ivan Irwin (1958-59)

C - Phil Maloney (1960-61)

LW - Dick Gamble (1960-61)

LW - Barry Cullen (1961-62)

G - Dennis DeJordy (1962-63)

C - Art Stratton (1962-63)

RW - John McKenzie (1962-63)

C - Art Stratton (1964-65)

LW - Len Lunde (1964-65)

RW - Pat Hannigan (1964-65)

D - Ron Ingram (1967-68)

G - Gilles Villemure (1968-69)

D - Bob Blackburn (1968-69)

RW - Guy Trottier (1968-69)

G - Gilles Villemure (1969-70)

RW - Guy Trottier (1969-70)

### Second Team

G - Claude Bourque (1941-42)

RW - Bill Summerhill (1942-43)

D - Gordon Davidson (1943-44)

G - Connie Dion (1945-46)

G - Connie Dion (1949-50)

C - Ab DeMarco (1949-50)

LW - Paul Meger (1949-50)

D - Hugh Currie (1950-51)

RW - Lorne Davis (1952-53)

D - Frank Sullivan (1954-55)

C - Ken Wharram (1954-55)

C - Larry Wilson (1955-56)

G - Harry Lumley (1956-57)

D - Frank Sullivan (1956-57)

D - Frank Martin (1958-59)

D - Gus Mortson (1959-60)

C - Larry Wilson (1959-60)

D - Ian Cushenan (1962-63)

LW - Doug Robinson (1962-63)

G - Ed Chadwick (1964-65)

D - John Miszuk (1964-65)

D - Ron Ingram (1968-69)

C - Dennis Hextall (1968-69)

LW - Don Blackburn (1969-70)

## Bisons Fact

The 1942-43 Bisons had - along with the 1941-42 Cleveland Barons - held the American Hockey League record for shutouts in one season with nine until March 22, 1996 when the Springfield Falcons posted their 10th of the year.



# NATIONAL HOCKEY LEAGUE

**Executive Offices – New York**, 1251 Avenue of the Americas, 47th Floor, New York, NY 10020-1198, 212/789-2000, Fax: 212/789-2020, PR Fax: 212/789-2080

**NHL – Montréal**, 1800 McGill College Avenue, Suite 2600, Montréal, Québec, H3A 3J6, 514/288-9220, Fax: 514/284-0300

**NHL – Toronto**, 75 International Blvd., Suite 300, Rexdale, Ontario, M9W 6L9, 416/798-0809, Fax: 416/798-0819, PR Fax: 416/798-0852

**NHL Enterprises, L.P.** – 1251 Avenue of the Americas, 47th Floor, New York, NY 10020-1198, 212/789-2000, Fax: 212/789-2020

**NHL Enterprises Canada, L.P.** – 75 International Blvd., Suite 301, Rexdale, Ont. M9W 6L9, 416/798-9388, Fax: 416/798-9395

**NHL Europe** – Signaustasse 1, 8008 Zurich – Switzerland, 011-411-1-389-8180, Fax: 011-41-1-389-8090

**NHL Productions**, 183 Oak Tree Road, Tappan, NY 10983-2809, 914/365-6701, Fax: 914/365-6010

## DIRECTORY

Commissioner.....	Gary B. Bettman
Senior VP and Chief Operating Officer .....	Stephen J. Solomon
Senior VP Legal Affairs .....	William L. Daly
Senior VP and Director of Hockey Operations.....	Brian P. Burke
VP Hockey Operations (Toronto).....	Jim Gregory
VP Public Relations .....	Arthur Pincus
VP Corporate Communications .....	Bernadette Mansur
VP Broadcasting .....	Glenn Adamo
VP Television and Business Affairs .....	Ellis T. "Skip" Prince III
VP and Chief Financial Officer.....	Craig Harnett
VP Special Events.....	Frank Supovitz
VP Security .....	Dennis Cunningham
VP and General Counsel .....	David Zimmerman
Associate Counsel .....	Katherine Jones
Executive Assistant to the Commissioner .....	Debbie Jordan

## Broadcasting / NHL Productions

Vice President, Broadcasting .....	Glenn Adamo
Coordinating Producer .....	Ken Rosen
Senior Producer.....	Darryl Lepik
Director, Broadcasting .....	Adam Acone
Director, Broadcast Operations / NHLP .....	Patti Fallick
Director, Scheduling Operations .....	Steve HatzePetros
Manager, Broadcast Business Affairs .....	Samuel Esposito, Jr.
Manager, Broadcasting .....	Todd Goodman

# NATIONAL HOCKEY LEAGUE

## Public Relations

Vice President Public Relations .....	Arthur Pincus
Managing Director, Public Relations (Toronto) .....	Gary Meagher
Chief Statistician (Toronto) .....	Benny Ercolani
Director, Public Relations .....	Andrew McGowan
Manager, Media Services.....	Susan Aglietti
Manager, News Services.....	Greg Inglis
Public Relations Coordinator (Toronto).....	David Keon
Public Relations Coordinator.....	Magdale Labbe
News Services Assistant .....	Tamir Lipton
Public Relations Assistant .....	Adam Schwartz
Public Relations Assistant (Toronto) .....	Chris Tredree

## Corporate Communications

Vice President, Corporate Communications .....	Bernadette Mansur
Director, Corporate Communications .....	Mary Pat Clarke
Director, Creative Services .....	David F. Haney
Manager, Corporate Communications .....	Tracey Cohen
Publicist, Corporate Communications / USA Hockey .....	Amy Early
Corporate Communications Associate .....	Sandra Carreon
Community Relations Associate.....	Adrienne Drennan

## Television and Business Affairs

Vice President, Television and Business Affairs .....	Ellis T. "Skip" Prince III
Director, New Business Development .....	Bryant S. McBride
Manager, Television and Business Affairs, International .....	Susanna Mandel-Mantello
Manager, Team Television .....	John A. Tortora

## NHL Enterprises, L.P.

President .....	Rick Dudley
Senior VP and General Counsel.....	Richard Zahnd
Group VP Marketing .....	Ed Horne
VP Youth Marketing .....	Dina Gilbertie
VP Consumer Products Marketing .....	Brian Jennings
VP Fan Development.....	Ken Yaffe
Group Director, Special Projects / Promotional Services .....	Glenn Horine
Managing Director, NHL Enterprises, B.V. ....	Brad Kwong
General Manager and Executive Producer,	
NHL Interactive CyberEnterprises.....	Charlie Schmitt
Director, Club Marketing .....	Scott Carmichael
Director, Off-Ice Programs .....	Brian Mullen





# NHL DIRECTORY

**Anaheim Mighty Ducks**  
Arrowhead Pond of  
Anaheim  
2695 Katella Ave.  
P.O. Box 61077  
Anaheim, CA 92803-6177  
(714) 704-2700

**Boston Bruins**  
One FleetCenter  
Suite 250  
Boston, MA 02114  
(617) 624-1950

**Calgary Flames**  
Canadian Airlines  
Saddledome  
P.O. Box 1540 - Station M  
Calgary, Alta. T2P 3B9  
(403) 777-2177

**Carolina Hurricanes**  
5000 Ariel Center  
Suite 100  
Morrisville, NC 27560  
(919) 467-7825

**Chicago Blackhawks**  
The United Center  
1901 W. Madison St.  
Chicago, Ill. 60612  
(312) 455-7000

**Colorado Avalanche**  
McNichols Sports Arena  
1635 Clay Street  
Denver, Colorado 80204  
(303) 893-6700

**Dallas Stars**  
211 Cowboys Parkway  
Irving, TX 75063  
(214) 868-2890

**Detroit Red Wings**  
Joe Louis Arena  
600 Civic Center Dr.  
Detroit, Mich. 48226  
(313) 396-7544

**Edmonton Oilers**  
11230 - 110 Street  
Edmonton, AB T5G 3G8  
(403) 474-8561

**Florida Panthers**  
100 N.E. Third Avenue  
10th Floor  
Fort Lauderdale, FL 33301  
(954) 768-1900

**Los Angeles Kings**  
P.O. Box 17013  
Inglewood, Calif. 90308  
(310) 419-3160

**Montreal Canadiens**  
Centre Molson  
1260 de La Gauchetierè  
Street West  
Montréal, QC H3B 5E8  
(514) 932-2582

**New Jersey Devils**  
Continental Airlines Arena  
P.O. Box 504  
East Rutherford, N.J. 07073  
(201) 935-6050

**New York Islanders**  
Nassau Coliseum  
Uniondale, NY 11553  
(516) 794-4100

**New York Rangers**  
Madison Square Garden  
14th Floor  
2 Pennsylvania Plaza  
New York, NY 10121  
(212) 465-6486

**Ottawa Senators**  
301 Moodie Drive  
Suite 200  
Nepean, Ontario K2H 9C4  
(613) 721-0115

**Philadelphia Flyers**  
CoreStates Center  
1 CoreStates Complex  
Philadelphia, PA 19148  
(215) 465-4500

**Phoenix Coyotes**  
One Renaissance Square  
2 North Central  
Suite 1930  
Phoenix, AZ 85004  
(602) 379-2800

**Pittsburgh Penguins**  
Civic Arena, Gate 9  
Pittsburgh, PA 15219  
(412) 642-1300

**St. Louis Blues**  
Kiel Center  
1401 Clark Street  
St. Louis, MO 63103  
(314) 622-2500

**San Jose Sharks**  
San Jose Arena  
525 West Santa Clara St.  
San Jose, CA 95113  
(408) 287-7070

**Tampa Bay Lightning**  
Ice Palace  
401 Channelside Dr.  
Tampa, FL 33602  
(813) 229-2658

**Toronto Maple Leafs**  
Maple Leaf Gardens  
60 Carlton St.  
Toronto, Ontario M5B 1L1  
(416) 977-1641

**Vancouver Canucks**  
GM Place  
800 Griffiths Way  
Vancouver, B.C. V6B 6G1  
(604) 899-4600

**Washington Capitals**  
USAir Arena  
One Harry S. Truman Drive  
Landover, MD 20785  
(301) 773-2255

**NHL - Montreal**  
1800 McGill College Ave.  
26th Floor, Room 2600  
Montreal, Quebec H3A 3J6  
(514) 288-9220

**NHL - New York**  
1251 Avenue of the  
Americas  
47th Floor  
New York, NY 10020-1198  
(212) 789-2000

**NHL - Toronto**  
75 International Blvd.  
Suite 300  
Rexdale, Ontario M9W 6L9  
(416) 798-0809

# HOW TO FIGURE...

**Assist:** An assist is awarded to the player or players (maximum of two) who touched the puck prior to the goal, provided no defender plays or possesses the puck in between.

**Game Played:** A player receives credit for playing in a game if: i) he steps on the ice during time played or; ii) serves any penalty.

**Game-Winning Goal:** After the final score has been determined, the goal which leaves the winning Club one goal ahead of its opponent is the game-winning goal (example: if Team A beats Team B 8-3, the player scoring the fourth goal for Team A receives credit for the game-winning goal).

**Game-Tying Goal:** The final goal in a tie game.

**Goal:** A goal is awarded to the last player on the scoring Club to touch the puck prior to the puck entering the net.

**Goals-Against Average:** Multiply goals allowed (GA) by 60 and divide by minutes played (MINS).

**Goaltender Win / Loss / Tie:** A goaltender receives a win, tie or loss if he is on the ice when either the game-winning or game-tying goal is scored.

**Penalty-Killing Percentage:** Subtract total number of power-play goals allowed from total number of shorthanded situations to get total number of power-plays killed. Divide the total number of power-plays killed by the total number of shorthanded situations.

**Plus-Minus:** A player receives a "plus" if he is on the ice when his Club scores an even-strength or shorthanded goal. He receives a "minus" if he is on the ice for an even-strength or shorthanded goal scored by the opposing Club. The difference in these numbers is considered the player's plus-minus statistic.

**Power-Play Goal:** A goal scored by a Club while it has a manpower advantage due to an opponent's penalty. Following are some examples of what is and is not considered a power-play goal:

- if a Club has an advantage on a minor penalty starting at 2:02 of the period and it scores at 4:02, the goal is not a power-play goal.
- if a Club scores on a delayed penalty, the goal is not a power-play goal.
- if a Club has an advantage due to a five-minute major or match penalty, that Club is always credited with having one more advantage than the number of power-play goals it scores during that advantage, because the penalty does not expire a new advantage begins after such a power-play goal. For example, if Team A scores three goals during a major penalty, it is credited with four advantages.
- if a Club is on a power-play for any length of time it considered to have had an advantage.
- if a minor penalty is incurred by a Club on a power-play due to a major penalty, a new advantage is given to that Club when its minor penalty expires, provided the opponent's major penalty is still in effect.

**Power-Play Percentage:** Total number of power-play goals divided by total number of power-play opportunities.

**Save Percentage:** Subtract goals allowed (GA) from shots against (SA) to determine saves. Then divide saves by shots against.

**Shooting Percentage:** Divide the number of goals scored by the number of shots taken.

**Shorthand Goal:** A goal scored by a Club while it is at a manpower disadvantage due to an opponent's penalty. The same cases apply in a similar but opposite way for shorthanded as for power-play goals.

**Shot on Goal:** If a player shoots the puck with the intention of scoring and if that shot would have gone in the net had the goaltender not stopped it, the shot is recorded as a "shot on goal".

**Shutout:** If two goaltenders combine for a shutout, neither receives credit for the shutout. Instead it is recorded as a Club shutout.

**Tenths of a Second:** If a penalty or goal occurs in the last minute, the time is rounded off to the previous second (ex: if a penalty is called with 12.4 seconds left in a period, the time is indicated as 19:47 and not 19:48).

**Tie-Breaking Formula:** In the event that two or more Clubs are tied for total points, the order of standings and draft order is determined as follows:

- the Club with the most victories will be placed higher in the standings.
- if Clubs remain tied, the Club earning the most points from the year's head-to-head competition will be placed higher in the standings. In the event an uneven number of home games against one another were played, the first game that created the disparity is discounted. Where more than two Clubs are tied in victories and points, the Club having the greatest percentage of available points earned among each other will be placed higher in the standings.
- if Clubs remain tied, each Club's "Goals Allowed" are subtracted from its "Goals For" during the entire regular season. The Club with the greater differential will be placed higher in the standings.



## 1997-98 KEY NHL DATES



### September

- 9 Training camps open
- 9 Hockey Hall of Fame inductees announcement, Toronto
- 13 First preseason games
- 27 Unsigned Draft Choices claimed in fourth or subsequent rounds of Entry Draft must be returned to their Junior clubs
- 30 Unsigned Draft Choices claimed in first three rounds of Entry Draft must be returned to their Junior clubs.

### October

- TBA Waiver Draft
  - 1 81st NHL Regular Season begins
  - 3-4 Game One - Anaheim vs. Vancouver, Tokyo, Japan
- NOTE: In Japan, these dates are October 4-5

### November

- 17 Hockey Hall of Fame Induction Celebration, Toronto

### December

- TBA Board of Governors Meeting
- 19 Roster Freeze in effect. For all players on an NHL roster as of midnight local time December 19, a roster freeze shall apply through midnight local time December 27, with respect to waivers, trades and any other player assignments; provided, however, that players may be recalled to NHL clubs during this period.
- 25 World Junior Hockey Championship (through January 3), Finland

### January

- 14-18 Pinnacle / NHL FANTasy, Vancouver
- 17 NHL All-Star Saturday, General Motors Place
- 18 48th NHL All-Star Game, General Motors Place

### February

- TBA NHL / CHL Top Prospects Game, Maple Leaf Gardens
- 8 NHL Winter Break
- 25 NHL Season Resumes

### March

- 24 Trading Deadline (3 PM ET)

### April

- TBA Lester Patrick Award Luncheon
- 19 End of regular season
- 22 Stanley Cup Playoffs begin

### May

- 1 World Championships (through May 17), Switzerland
- TBA Entry Draft Drawing

### June

- 23 Last possible date for completion of Stanley Cup Championship
- 25 NHL Awards Television Special, Toronto
- 26 Expansion Draft, Buffalo
- 26 Top Prospect Preview, Buffalo
- 27 NHL Entry Draft, Buffalo

### July

- 1 Eligible players transferred to free agent list

248



# POWER PLAY!

With the  
**Buffalo Sabres™**  
**No-Annual-Fee**  
**MasterCard®**



•No Annual Fee  
•Low Introductory  
**Annual Percentage Rate**  
for cash advances and purchases

**Request Yours Today!**

**1-888-777-GOAL**

Mention priority code Q77W



There are costs associated with the use of this credit card. You may contact the issuer and administrator of this program, MBNA America® Bank, to request specific information about the costs by calling 1-800-847-7378 or writing to MBNA America, P.O. Box 15020, Wilmington, DE 19850. All NHL logos and marks and team logos and marks and Stanley Cup word mark depicted herein are the property of the NHL and the respective teams and may not be reproduced without the prior written consent of NHL Enterprises, Inc. ©1997 NHL. MasterCard is a federally registered service mark of MasterCard International Inc., used pursuant to license. MBNA America® is a federally registered service mark of MBNA America Bank, N.A. ©1997 MBNA America Bank, N.A.