



2022-2023

TEAM GUIDE



CONTENTS

2022-23 MINNESOTA WILD TEAM GUIDE OFFICIAL PUBLICATION OF THE MINNESOTA WILD

MANAGING EDITOR
AARON SICKMAN

CONTENT DESIGN
JACKSON RIEBEL, DYLAN DANIEL

ART DIRECTION
MATT MINNICHSOFFER

DESIGN & LAYOUT
MINNESOTA WILD CREATIVE SERVICES

PHOTOGRAPHY
ANDY KING, BRUCE KLUCKHOHN,
GETTY IMAGES

PRINTED BY
POINT B SOLUTIONS

SPECIAL THANKS
NATIONAL HOCKEY LEAGUE,
ELIAS SPORTS BUREAU

COPYRIGHT © 2022
MINNESOTA WILD

The information contained in this publication was compiled by the Minnesota Wild and is provided as a courtesy to our fans and the media, and may be used for personal and editorial purposes only. Any commercial use of this information is prohibited without the prior written consent of the Minnesota Wild Hockey Club.

All NHL and team insignias depicted in this publication are the property of NHL Enterprises, Inc. and the respective teams and may not be reproduced for commercial purposes without the prior written consent of NHL Enterprises, Inc.

Staff Directory.....	4	How the Wild Was Built.....	99
Xcel Energy Center.....	8	Iowa Wild.....	100
Team Identity.....	9	Iowa Heartlanders.....	101
Wild in the Community.....	10	TEAM HISTORY & RECORDS	
Minnesota Wild Foundation.....	12	2021-22 Season Notes.....	104
TEAM MANAGEMENT		2021-22 Game-By-Game.....	106
Team Management.....	13	2021-22 Stat Breakdown.....	107
Craig Leipold.....	14	2021-22 Final Stats.....	110
Hockey Operations.....	21	2021-22 Home/Road Splits.....	111
Coaching Staff.....	30	2021-22 Season Highs & Lows.....	112
Equipment & Training Staff.....	33	2021-22 Injury Report.....	113
Medical Team.....	37	2021-22 Transactions.....	114
THE PLAYERS		Last Time Stats.....	115
Matt Boldy.....	40	2020-21 Minnesota Wild.....	116
Jonas Brodin.....	42	2019-20 Minnesota Wild.....	118
Connor Dewar.....	44	2018-19 Minnesota Wild.....	120
Brandon Duhaime.....	46	2017-18 Minnesota Wild.....	122
Matt Dumba.....	48	2016-17 Minnesota Wild.....	124
Joel Eriksson Ek.....	50	2015-16 Minnesota Wild.....	126
Marc-Andre Fleury.....	52	2014-15 Minnesota Wild.....	128
Marcus Foligno.....	54	2013-14 Minnesota Wild.....	130
Frederick Gaudreau.....	56	2012-13 Minnesota Wild.....	132
Alex Goligoski.....	58	2011-12 Minnesota Wild.....	134
Jordan Greenway.....	60	2010-11 Minnesota Wild.....	136
Filip Gustavsson.....	62	2009-10 Minnesota Wild.....	138
Ryan Hartman.....	64	2008-09 Minnesota Wild.....	140
Tyson Jost.....	66	2007-08 Minnesota Wild.....	142
Kirill Kaprizov.....	68	2006-07 Minnesota Wild.....	144
Jon Merrill.....	70	2005-06 Minnesota Wild.....	146
Jacob Middleton.....	72	2003-04 Minnesota Wild.....	148
Jared Spurgeon.....	74	2002-03 Minnesota Wild.....	150
Sam Steel.....	76	2001-02 Minnesota Wild.....	152
Mats Zuccarello.....	78	2000-01 Minnesota Wild.....	154
In The System.....	80	Draft History.....	156
Future Wild.....	92	All-Time Attendance.....	163

CONTENTS



All-Time Sweater Numbers.....	164	Carolina Hurricanes.....	251
All-Time Roster.....	166	Chicago Blackhawks.....	252
All-Time Roster by Country.....	168	Colorado Avalanche.....	253
All-Time Streaks.....	169	Columbus Blue Jackets.....	254
Year-By-Year Results.....	170	Dallas Stars.....	255
Team Records.....	172	Detroit Red Wings.....	256
All-Time Leaders.....	174	Edmonton Oilers.....	257
Single-Season Leaders.....	176	Florida Panthers.....	258
All-Time Overtime Results.....	178	Los Angeles Kings.....	259
All-Time Shootout Results.....	182	Montreal Canadiens.....	260
All-Time Hat Tricks & Penalty Shots.....	185	Nashville Predators.....	261
All-Time Shutouts.....	186	New Jersey Devils.....	262
Individual Milestones.....	188	New York Islanders.....	263
All-Time Awards and Accolades.....	190	New York Rangers.....	264
All-Time Leaders vs. Wild.....	191	Ottawa Senators.....	265
Record Book.....	192	Philadelphia Flyers.....	266
Year-By-Year Results.....	182	Pittsburgh Penguins.....	267
Team Records.....	184	San Jose Sharks.....	268
All-Time Leaders.....	186	Seattle Kraken.....	269
Single-Season Leaders.....	188	St. Louis Blues.....	270
All-Time Overtime Results.....	190	Tampa Bay Lightning.....	271
All-Time Shootout Results.....	193	Toronto Maple Leafs.....	272
All-Time Shutouts.....	196	Vancouver Canucks.....	273
Individual Milestones.....	198	Vegas Golden Knights.....	274
All-Time Hat Tricks/Penalty Shots.....	199	Washington Capitals.....	275
All-Time Leaders vs. Wild.....	200	Winnipeg Jets.....	276
THE PLAYOFFS		NHL Critical Dates.....	277
2022 Playoffs.....	204	NHL Officials.....	278
2021 Playoffs.....	206	TEAM MEDIA	
2020 Playoffs.....	208	Media Policies and Procedures.....	280
2018 Playoffs.....	210	Media Relations Team.....	281
2017 Playoffs.....	212	Television Information.....	282
2016 Playoffs.....	214	Television Announcers.....	283
2015 Playoffs.....	216	Radio Information.....	285
2014 Playoffs.....	218	Wild Radio Network.....	282
2013 Playoffs.....	220	Radio Announcers.....	287
2008 Playoffs.....	222	2022-23 Schedule.....	288
2007 Playoffs.....	224		
2003 Playoffs.....	226		
Playoff Record Book.....	229		
All-Time Playoff Scoring & Goaltending.....	238		
All-Time Playoff Leaders.....	240		
Playoff Firsts.....	241		
THE NHL			
NHL Directory.....	244		
All-Time Record vs. Opponents.....	245		
Anaheim Ducks.....	246		
Arizona Coyotes.....	247		
Boston Bruins.....	248		
Buffalo Sabres.....	249		
Calgary Flames.....	250		



STAFF DIRECTORY

MINNESOTA WILD HOCKEY CLUB

317 WASHINGTON STREET | SAINT PAUL, MN 55102

PHONE: (651) 602-6000 | FAX: (651) 222-1055 | TICKETS: (651) 222-WILD (9453) | WILD.COM

Board Members:

Craig Leipold (Owner/Governor), Kyle Leipold, Quinn Martin, Mark Pacchini, Dan Bowen, Steve Uline

Limited Partners:

Robert Hubbard, Stanley E. Hubbard, Stanley S. Hubbard, Horace H Irvine III, Robert Marvin, Jr., Ford Nicholson, Todd Nicholson, Vance Opperman and Michael Reilly

EXECUTIVE MANAGEMENT

Owner/Governor.....	Craig Leipold
General Manager.....	Bill Guerin
President and Alternate Governor.....	Matt Majka
Chief Financial Officer and Executive Vice President.....	Jeff Pellegrom
Executive Advisor.....	Mike Modano
Senior Vice President, Corporate Partnerships and Retail Management.....	Carin Anderson
Senior Vice President of Facilities of MSE.....	Jim Ibister
Senior Vice President, Marketing and Broadcasting.....	Mitch Helgerson
Senior Vice President, Sales and Service.....	Maria Troje
Vice President, Finance and Controller.....	Trevor Shannon
Vice President, General Counsel.....	Steve Weinreich
Vice President/General Manager, Xcel Energy Center.....	Jack Larson
Vice President, Marketing and President, Iowa Wild.....	Todd Frederickson
Vice President, People Strategy and Experience.....	JaAn Scofield-Meche
Executive Assistant.....	Deb Hanson
Executive Assistant.....	Stephanie Huseby

HOCKEY OPERATIONS

Assistant General Manager.....	Chris O'Hearn
Senior Advisor to the General Manager.....	Ray Shero
Director of Hockey Operations & Iowa Wild General Manager.....	Michael Murray
Vice President of Hockey Strategy.....	Mat Sells
Head Coach.....	Dean Evason
Assistant Coach.....	Bob Woods
Assistant Coach.....	Darby Hendrickson
Assistant Coach.....	Brett McLean
Goaltending Coach.....	Frederic Chabot
Strength and Conditioning Coach.....	Matt Harder
Video Coach.....	Jonas Plumb
Video Coach.....	TJ Jindra
Skating and Skills Coach.....	Andy Ness
Player Development Coach.....	Cody McLeod
Director of Player Development.....	Brad Bombardir
Assistant Director of Player Development.....	Matt Hendricks
Director of Team Operations.....	Andrew Heydt
Manager of Hockey Administration.....	Taylor Cashman
Director of Player Personnel.....	Chris Kelleher
Pro Scouts.....	David MacLean, Mark Mowers, Richard Park
Director of European Scouting.....	Ricard Persson
European Scouts.....	Ladislav Benysek, Max Kolu, Ivan Nepriyev, Charlie Thelin
Director of Amateur Scouting.....	Judd Brackett
Amateur Scouts.....	Patrick Baum, David Chiarelli, Eric Godard, Christopher Hamel, Brian Hunter, Dan LeBlanc, Dan Palango, JP Perpich
Head Athletic Trainer.....	John Worley
Head Equipment Manager.....	Tony DaCosta
Assistant Athletic Trainer and Massage Therapist.....	Travis Green
Assistant Athletic Trainer.....	Philip E. Watson
Assistant Strength and Conditioning Coordinator.....	Trey Saari
Assistant Equipment Managers.....	Matt Benz, Cliff Halstead
Medical Director.....	Dr. Sheldon Burns
Team Physician.....	Dr. Stephen Meade
Orthopedic Surgeons.....	Dr. Joel Boyd, Dr. Gary Fetzer, Dr. Brad Nelson
Craniofacial Surgeon.....	Dr. David Hamlar
Neuropsychologist.....	Dr. Sonia Mosch
Team Dentist.....	Dr. Mike Pelke

STAFF DIRECTORY



BRAND AND CREATIVE

Senior Brand Advisor.....	John Maher
Senior Manager, Creative Services.....	Matt Minnichsoffer
Senior Graphic Designer.....	Allison Thompson
Digital Designer.....	Sydney Laumeyer
Graphic Designer.....	Lauren Jordan
Team Curator.....	Roger Godin

BROADCAST

Executive Producer, Video Content.....	Paul Loomis
Producer.....	Josh Udvig
Radio Play-by-Play.....	Joe O'Donnell
Radio Analyst.....	Tom Reid
Television Play-by-Play.....	Anthony LaPanta
Television Analysts.....	Ryan Carter, Lou Nanne, Wes Walz
Television Reporter.....	Kevin Gorg
Executive Producer and Host, Radio.....	Kevin Falness
Manager, Production Facilities Operations.....	Hank Dolan, Josh Udvig

COMMUNITY RELATIONS

Director, Community Relations and Hockey Partnerships.....	Wayne Petersen
Hockey Partnerships Manager.....	Kalli Funk
Coordinator, Community Relations.....	Bella Iversen
Community Relations Intern.....	Molly Myhre
Little Wild Manager.....	Keith Ballard, Stephane Veilleux

CORPORATE & PREMIUM PARTNERSHIPS

Director, Corporate Partnerships.....	Bryan Bellows
Director, Corporate Partnership Success.....	Ed Souter
Corporate Partnerships Account Executive.....	Rob Bovee, Doug Ferguson, Will Jurgensen
Senior Manager, Partnership Success.....	Tim Groth
Partnership Success Manager.....	Katie Ams
Partnership Success Coordinator.....	Collin Smith
Partnership Success Intern.....	Brooklyn Godes
Senior Manager, Premium Partnerships.....	Mark Fasching
Premium Partnerships Account Executive.....	Ralph Kratochvil
Premium Success Intern.....	Dasha Parker

DIGITAL

Director, Digital Strategy.....	Greta Brooks
Senior Manager, Video Production.....	Chris Barriere
Senior Manager, Digital Strategy.....	John Rikess
Senior Digital Content Producer.....	Brandon McCauley
Producer.....	Matt Hussey
Producer.....	Dustin Peterson
Video Editor.....	Joseph Brunett, Monty Torres
Digital & Social Media Coordinators.....	Andee Bender, Devon Reagan
Web and App Coordinator.....	Brandon Laxson
Videographer/Editor.....	Sean Rice

FINANCE & ACCOUNTING

Accounting Manager.....	Ryan Stevens
Senior Accountant.....	Jon Ball
Senior Payroll Administrator.....	Jaymi Warren
Staff Accountant & Wild Foundation Accounting Manager.....	Brenda Reeves
Payroll Accountant.....	Denise Jenkins-Shavlik
Accounts Payable Administrator.....	Sandra Willson
Staff Accountant.....	Emily Pink
Staff Accountant.....	Josh Petrik
Staff Receivable Administrator.....	Ryan Jeska
Human Resources.....	
Senior Manager, People Experience.....	Kara Sacchetti
Senior Manager, Communications and Engagement.....	Dave Schwartz
People Partner.....	Amanda Bowlin
People Coordinator.....	Jon Rosas



STAFF DIRECTORY

LEGAL

Director of Legal Affairs	Joshua Siskin
Manager of Legal Affairs	Ben Dugan
Information Technology	
Director, IT	Josh Kielbasa
IT Manager	Sean LaCoursiere
IT Generalist	Josh Hartneck
IT Event Support	Rick Jacobson, Sean Johnson, Jon Guba

MARKETING

Director, Business Intelligence & Analytics	Matt Wells
Director, Innovation Lab Data & Analytics	Matt Bergstrom
Director, Innovation Marketing	Michael Spooner
Senior Manager, Digital Analytics	Bryant Hafemeyer
Senior Manager, Marketing	Fordy Leipold
Senior Manager, Marketing Strategy B2B	Amy Struve
Senior Manager, Brand Activation & Events	Jim Vanek
Senior Manager, Marketing Strategy B2C	Katie Vannelli
Manager, Game Presentation	Sean Zeller
Senior Coordinator, Game Presentation	Brad Allen
Mascot Coordinator	Robert Hathaway
Brand Activation Coordinator	Nicole Petschow
Video Animator / Editor, Game Presentation	Ryan Gause
Retail Marketing Coordinator	Jeff DeKeuster
Marketing Coordinator	Molly Munro
Marketing Automation Specialist	Ben Hall
Corporate Marketing Analyst	Logan Fischer
Digital Analyst	Maggie Waddington
Reporting Analyst	Ali Maghrak
CRM Administrator & Data Steward	Brady Kisthart

MEDIA AND PUBLIC RELATIONS

Director of Media Relations	Aaron Sickman
Senior Coordinator, Media Relations	Jackson Riebel
Media Relations Coordinator	Dylan Daniel

MINNESOTA WILD FOUNDATION

Executive Director	Rachel Schultdt
Development Assistant	Sarah Kregel
Development Intern	Elizabeth Speeding

RETAIL OPERATIONS

Senior Manager, Retail Operations	Scott Sarkis
Senior Buyer	Jennifer Meyers
Merchandise Planner/Operations Manager	Jarret Jordan
Retail Warehouse Manager	Mitch Krueger
Store Manager, Xcel Energy Center Hockey Lodge	Emily Casey-Hare
Fulfillment Coordinator	Bobby Donohue
Retail Sales Leads	Nick Holman, Missy Krohn
Retail Warehouse Lead	Bob Wallum

CUSTOMER SALES AND SERVICE

Senior Director, Ticket Sales and Service	Erica McKenzie
Manager, Membership Services	Jared Jenkins
Senior Premium Service Executive	Ryan Kronebusch
Premium Service Account Executive	Madison Bremer
Senior Account Executive, Fan Relations	Nick Catton, Sarah Scinto
Account Executive, Fan Relations	Colton Christmann, Zach Larson, Zach Miller
Manager, Group Ticketing	Brandon Grengs
Senior Group Sales Account Executive	Chris Malek
Group Sales Account Executive	Karen Reisinger
Senior Account Executive, New Business Development	Kean Ludvicek
Manager, Membership Sales	Ray Jordan
Account Executive, New Business Development	Cayson Ehlinger, Corey Scaturro, Aidan Zurn
Sales and Service, Account Executive	Luke Mericle, Taylor Pogreba, Brock Thompson

STAFF DIRECTORY



Director, Ticket Operations & Business Analyst	Chris Turns
Ticket Operations Manager	Brett Miller
Manager, Events	Tawnya Vidnovic
Loyalty Program Manager	Emma Dufault
Sales and Service Academy	Anderson Olivieri, Michael Nieckula, John Taylor
Sales and Service Interns	Zach Muccio, Madison Rzeszutek, Lindsay Wilson

SAINT PAUL ARENA COMPANY

General Manager/Executive Director, Saint Paul RiverCentre	Kate Setley
Senior Director, Operations	Mark Stoffel
Senior Director, Planning and Public Affairs	Bill Huepenbecker
Director, Booking Administration	Susan Hubbard
Director, Event Development	Bryan Miller
Director, Event Manager	Pat Lealos
Director, Guest Experience and Security	Rachael Johnson
Director, Marketing & Communications	Kelly McGrath
Director, Operations	Matt Fujinaka
Director, RiverCentre Sales	Gabe Clendenen
Director, Suite Service & Premium Operations	Keri Johnson
Director, Ticket Operations	Kristina Meier
Senior Box Office Manager, Operations	Micki Tschida
Senior Manager, Suite Service & Premium Operations	Bree Oslin
Senior Manager, Guest Experience	Tracy Watson
Manager, Box Office Finance	Andrea Retterath
Manager, Guest Experience	John Carlson, Elisa George, Tali Ziegler
Marketing Manager	Anette Andrus, Nellie Gosh
Communications & Digital Media Specialist	Sam Johnson
Administrative Assistant, Xcel Energy Center	Shannon Belflower
Senior Coordinator, Suite Service & Premium Operations	Payton Olson
Senior Account Executive, RiverCentre Sales	Zach Foster
Senior Event Manager	Brandon Tucker
Senior Manager, Event Production	Jon Koehler
Event Managers	Charles Barrette, Sara Peterson, Haley Thelen, Noah Micke
Event Coordinator	Tyler Ichella
Event Floor Coordinator	Jamie Wirth
Senior Manager, Ice Operations and Event Manager	Travis Larson
Box Office Supervisors	Judy Bartolett, Jon Johansen
Senior Operations Managers	Scott Eichstadt, Stephanie Garza
Operations Manager - Conversion	Randy Olmstead
Operations Manager - Overnights	Cesar Barrera
Lead Custodians	Jim Flanders, Paul Hitchcock, John Jensen
Lead Custodians TRIA Rink	Chris Aase, Michael Grovum, Reggie Krakowski, Taylor Austin
Custodians	Salvador Cordoso, Mark Carlson, Karen Ferlas, Ronald Gustafson, Jesus Ibarra-Amaya, Josue Lopez, Sean Maynor, Patricia Mendez-Nolasco, Matthew Norland, Marshall Nystrom, Michael Olmstead, Paul Patterson, Gloria Rosas-Rodriguez, Jeff Schwartz, Shannon Wemhoff, Joseph Williams, Lee Xiong
Housekeeper	Deanna Keenan
Senior Electrician	Gregg Gramse
Electricians	Todd Brochman, Jacob Setley, Wayne Stock
Senior Manager, Security	Curt Serbus
Assistant Security Managers	Jeremy Jacobs, Terreea Wright, Andy Ohmann
Security	Tesheena Brown, Jim Cosgrove, Matt Dahl, Matt Dobson, Cedric Flemming, Tom Fries, Rick Hanson, Doug Heller, Darryl Jazdzewski, Ryan Kaiser, Robert Labore, Andrew Levine, Eric McWright, Justin Mickle, Grant Moerke, Jessie Reyes, Dave Sheerer, Pepper Welcher
Stage Technicians	Nate Aasness, Dave Gajeski, Chris Hoy, Jeff Simonett
Painter	Brian Filkins, Troy Glaus
Lead Engineer	Larry Novotny
Engineers	Greg Black, Eric Waldner
Handyman-General Laborer	John Evans
Project Manager	Mark Anger
Logistics Coordinator	Tony Martineze

317 ON RICE PARK

Director, Facilities Services	Tim Wolfgram
Receptionist, 317 on Rice Park	Kim Bauer
Guest Service Attendant, 317 on Rice Park	Ryan Schultdt



XCEL ENERGY CENTER

TEAM IDENTITY



The award winning Xcel Energy Center, located in downtown Saint Paul, Minnesota, is home to more than 150 events and welcomes approximately 1.7 million visitors each year. The venue opened its doors on Sept. 29, 2000, when the National Hockey League franchise Minnesota Wild played their first inaugural year preseason game followed the next night by the arena's first concert featuring Barenaked Ladies.

In addition to perennial favorites such as the Minnesota State High School League's Boys' and Girls' Hockey and Wrestling Tournaments, the venue has played host to several world-renowned events in its history including the Super Bowl LII Opening Night and Media Day events, 2008 Republican National Convention, NCAA Men's Frozen Four (2018, 2011, 2002), U.S. Figure Skating Championships (2016, 2008), USA Gymnastics' National Championships (2011, 2006), as well as some of entertainment's most legendary performers including Harry Styles, Madonna, Bruno Mars, Rolling Stones, Taylor Swift,

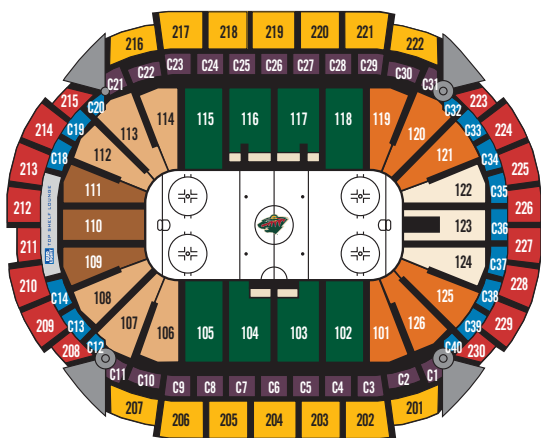
Bruce Springsteen, Elton John and Minnesota native and favorite son, Prince. Additionally, the National Collegiate Hockey Conference championship tournament, the NCHC Frozen Faceoff, makes its home at Xcel Energy Center.

Xcel Energy Center and adjacent Saint Paul RiverCentre are known for being passionate about creating the best experiences imaginable for their guests, and that includes providing a setting that is a model of sustainable practices. Our efforts have been designed to integrate into our daily operations and our culture. Xcel Energy Center and Saint Paul RiverCentre are honored to have been recognized as leaders in sustainability and are certified by LEED (Platinum), Event Industry Council (EIC) Sustainable Event Standards (SES) – Gold Certification and Green Globes. We are the only complex in the world to have these three certifications.

Xcel Energy Center is managed by Saint Paul Arena Company.

SEAT LOCATION

- On-The-Glass
- RBC Wealth Management Club Level Sides
- RBC Wealth Management Club Level Ends
- Bud Light Top Shelf Lounge
- Lower Level Sides
- Lower Level Corners, Double Attack
- Lower Level Corners, Single Attack
- Lower Level End, Double Attack
- Lower Level End, Single Attack
- Upper Level Sides
- Upper Level Ends



To reserve your spot on the Season Ticket waiting list or to receive more information on Season Tickets, Partial Season Ticket Plans, Group Tickets and Suites visit:

[TICKETS.WILD.COM](https://tickets.wild.com) | 651.222.WILD



Minnesota Sports & Entertainment (MSE) was originally formed in 1997 by majority owner Bob Naegele, Jr., and a group of investors when they were awarded the rights to an expansion National Hockey League (NHL) franchise for the City of Saint Paul.

On June 25, 1997, the NHL officially approved expansion to 30 teams by the year 2000 with the announcement of new clubs in Atlanta, Columbus, Minnesota and Nashville. The Nashville Predators entered the League in 1998-99, the Atlanta Thrashers in 1999-2000. The Minnesota Wild and Columbus Blue Jackets began play in 2000-01.

On Jan. 22, 1998, Minnesota and hockey fans all over the world were introduced to the Minnesota Wild. During a historic ceremony at Maplewood, Minnesota's Aldrich Arena, the organization revealed the name which was chosen from thousands of suggestions offered by Minnesota hockey fans over a six-month period.

In front of a capacity crowd of hockey fans young and old, the logo was unveiled on the side of a large puck which descended from above at center ice. The mark depicted the word "Wild" designed in an organic, naturalist form and included the team's official colors of Iron Range Red, Forest Green, Harvest Gold and Minnesota Wheat.

"We think it [Wild] represents what Minnesota hockey fans hold most dear — our rugged natural wilderness, the premier brand of hockey that's native to Minnesota and the great enthusiasm of all our hockey fans," said Minnesota Wild CEO Jac Sperling.

The Wild continued to honor the history and naturalistic tradition of the state of Minnesota when it unveiled its sweater on Nov. 18, 1999. Again, the club turned to its hockey roots by holding a ceremony to reveal the sweater at the Roseville Skating Center in front of a sold-out crowd of season ticket deposit holders. The crest of the jersey, one of the most unique and striking marks in all of professional sports, is a Minnesota Wilderness pictogram including a wild animal, the North Star, evergreen trees, a red sky, the sun and/or moon and a stream. It now appears on the front of the road sweaters. The road jersey is white, trimmed in Iron Range Red, Harvest Gold and Forest Green. The numbering and lettering on the jersey is tri-color with an organic design, which also ties into the overall wilderness theme the club has established.

On June 20, 2017, the Minnesota Wild Brand Content and Creative Services team worked with designers from the NHL and adidas to unveil the new ADIZERO Authentic NHL jerseys and uniforms that debuted for the 2017-18 season. The new home jersey gives a vintage feel that pays tribute to some of the best sweaters from the long history of our game in the State of Hockey. The primary color of the home jersey is Forest Green with a distinctive wheat-colored horizontal chest stripe that sets off the primary logo crest on the front of the jersey. A wheat stripe is also included at the bottom of the jersey. The new shoulder patch takes its design from the Wild script wordmark that had been a part of the green alternate sweaters that were worn from 2009 until last season. That distinctive "M" was also featured on the Stadium Series uniform worn by the Wild on Feb. 21, 2016. The new home uniform also includes Iron Range Red stripes on the sleeves and socks, and the numbers on the back of the jersey are outlined in Iron Range Red. The new adidas road jersey carries on the popular look and clean design first introduced on the white jersey for the 2013-14 season.

On Sept. 4, 2021, the Minnesota Wild unveiled its 2022 NHL Winter Classic jersey to be worn against the St. Louis Blues on Jan. 1, 2022 at Target Field. The jersey is designed to celebrate the state's rich hockey pedigree, the rivalry of the Twin Cities and its legacy as the State of Hockey. The base jersey design unites the St. Paul Saints look from the 1930s with the traditional Minnesota Wild color palette. The lettering, numbers, and other design elements on the jersey all come from those early hockey clubs that helped make Minnesota the 'State of Hockey.' The two stars in the crest are a reference to Gemini, the twins constellation. They represent the two cities — St. Paul and Minneapolis. The state shape between them symbolizes how the cities come together to represent the capital of Minnesota. Both city's names are arched around these symbolic marks further emphasizing how they unite to rally around the sport of hockey and their team. Hockey's origins on ponds are reflected in the vintage white in the jersey, the canvas breezers inspiration in the pants and in the leather gloves. Canvas brown colored elbow patches represent long hours of wear and tear on beloved hockey gear. Heritage embellishments like felt are used on the cresting, name and numbers. A special narrowed and shaped yoke was developed to nail a 1930s and 1940s hockey aesthetic.



WILD IN THE COMMUNITY



In the fall of 2019, the Minnesota Wild launched its official employee volunteer program—Heart of the Wild. In an effort to act on our mission of creating a greater State of Hockey, and in alignment with our Service First philosophy, all eligible employees were offered various volunteer opportunities throughout the year. Volunteer opportunities aligned with the focus of company community initiatives, including youth hockey, medical, military, education, underserved children/families, environmental, animal rescue, and diversity and inclusion.



2021-2022 IMPACT



100 EMPLOYEES
VOLUNTEERED



717.5 HOURS
WERE COMPLETED

12 ORGANIZATIONS IMPACTED



WILD IN THE COMMUNITY



The Minnesota Wild is proud to support hundreds of nonprofit organizations and other worthy causes each year, with an emphasis on organizations that serve underprivileged children and families, educational initiatives, children's medical causes, military, youth hockey, environmental, animal rescue, and diversity and inclusion. This past season, the Minnesota Wild donated autographed memorabilia, merchandise and suites to various groups that met our criteria. Additionally, Wild season ticket members donated hundreds of tickets to nonprofit groups via the Wild Ticket Assist Program.



IN-KIND DONATIONS

Wild merchandise, etc.

\$ \$94,000

687 DONATIONS

WILD GAME TICKETS DONATED TO FRONT LINE WORKERS

\$ \$535,315

4889 TICKETS

SUITE DONATIONS

Wild games, concerts and events

\$ \$322,212

1,978 TICKETS

WILD GAME TICKETS DONATED BY SEASON TICKET MEMBERS THROUGH TICKET ASSIST

\$ \$77,786.50

925 TICKETS

TOTAL GIVING

\$ \$1,029,313.50

7,792 TICKETS

WILD FOUNDATION

TOGETHER WE CREATE A GREATER STATE OF HOCKEY

The Minnesota Wild Foundation exists to support the game of hockey and improve the lives of families in the State of Hockey. With support from Wild players, corporate and community partners, fans and donors, the Minnesota Wild Foundation supports children's medical causes, serves as the largest non-member funding source for Minnesota Hockey, and provides fundraising opportunities for hockey associations and nonprofits across the state. Since its inception in 2009, the Wild Foundation has distributed more than \$4.9 million in grants to hockey organizations and children's medical-related charities, and has dispersed over \$2.8 million to local charities through its Split the Pot Raffle program.



MINNESOTA WILD FOUNDATION BOARD OF DIRECTORS:

Corporate & Community Members:

Pamela Wheelock, Chair
Scott Peterson, Vice Chair – The Schwan Food Company
Dan Scott, Secretary
Shelley Buck – Prairie Island Indian Community
Steve McDaniels – Maplewood Toyota
Bennett Morgan – Polaris Industries, Retired
Ann Mulholland – The Nature Conservancy

Institutional Members:

Brad Bombardir
Kara Guerin
Darby Hendrickson
Christopher Leipold
Craig Leipold
Rachel Schuldt, Executive Director
Jeff Pellegrum, Treasurer
Brenda Reeves, Finance
Sarah Krengel, Development Assistant

For more information about the Minnesota Wild Foundation,
visit wild.com/foundation or contact us at
mnwildfoundation@wild.com or 651-602-6000.

Follow the Minnesota Wild Foundation on Twitter (@mnwildfound),
Facebook (@minnesotawildfoundation)
and Instagram (minnwildfoundation).



2022-2023

TEAM MANAGEMENT

CRAIG LEIPOLD OWNER & GOVERNOR



Craig Leipold is the majority owner and principal investor in Minnesota Sports & Entertainment (MSE), a regional sports and entertainment leader that includes the National Hockey League's Minnesota Wild, the Iowa Wild of the American Hockey League, 317 on Rice Park and the facility management of Xcel Energy Center, TRIA Rink at Treasure Island Center, Saint Paul RiverCentre and the Legendary Roy Wilkins Auditorium. He oversees the day-to-day business operations of the organization and also serves as the team's Governor at NHL Board of Governors' meetings. The NHL's Board of Governors officially approved Leipold's purchase of MSE on April 10, 2008.

Under Leipold's ownership, the Wild is dedicated to building a Stanley Cup contending franchise, playing an important role in the community through service initiatives, providing a fun and entertaining game-night experience and building strong relationships with its fans and corporate partners.

Leipold has advocated for the State of Hockey to host premiere NHL events, including the 2011 NHL Draft at Xcel Energy Center, 2016 Coors Light Stadium Series at TCF Bank Stadium and the 2022 NHL Winter Classic at Target Field.

A resident of Racine, Wis., Leipold completed the sale of the Nashville Predators to a local ownership group on Dec. 7, 2007, a team he owned since the expansion franchise was awarded to Nashville in 1997.

During his time as an NHL owner, Leipold has been a tireless advocate for the professional hockey industry. Appointed by NHL Commissioner Gary Bettman, Leipold serves on both the League's Executive committee and Audit committee. He was a member of the League Negotiating Committees that negotiated the Collective Bargaining Agreements with the NHL Players' Association in 2005 and 2013. He is also a strong advocate for the new, more "fan-friendly" NHL, including the rule changes to promote a more entertaining competition and increased fan access to the product.

Craig and his wife Helen (Chairman and Chief Executive Officer of Johnson Outdoors, Inc., and Chairman of Johnson Financial Bank Corp.) have five sons (Chris, Kyle, Connor, Curtis and Bradford) and own five dogs. While in St. Paul, the Leipold's live in their apartment in the historic Saint Paul Hotel.

MATT MAJKA PRESIDENT & ALTERNATE GOVERNOR



Matt Majka (pronounced MAY-kuh) is in his sixth season as President and Alternate Governor for Minnesota Sports and Entertainment (MSE) and 26th year with the organization. He previously held the positions of Chief Operating Officer, Executive Vice President, Senior Vice President of Business Operations and Vice President of Marketing and Corporate Sponsorships.

MSE is a regional sports and entertainment leader that has grown into several different business operations including the Minnesota Wild, its minor league affiliate, the Iowa Wild, 317 on Rice Park and the facility management of Xcel Energy Center and Saint Paul RiverCentre.

During his tenure with the Wild, Majka has been instrumental in fostering the unique relationship between the hockey club and its fan base. The team's continued dedication to the fans of the "State of Hockey" is reflected in ESPN The Magazine's Ultimate Standings as the Wild was named the "Best Stadium Experience" in the National Hockey League from 2007-10. Minnesota ranked first in the NHL and sixth overall for "Stadium Experience" in the field of all 122 major league sports franchises in 2012.

Majka joined the Minnesota Wild in October of 1997 from Rollerblade, Inc., where he started work in 1984. Beginning as a Sales Representative for the fledgling company, he held positions of increasing responsibility through his 13-year tenure. During his tenure, the privately held company grew revenues from \$1 million to more than \$200 million annually.

The Detroit, Mich., native has lived in the Twin Cities for more than 50 years and is a 1984 speech communications graduate of the University of Minnesota. Majka currently serves on the St. Paul Downtown Alliance, the United States Hockey Hall of Fame, the BEL13VE in Miracles Foundation, the Saint Paul & Minnesota Foundations, The Ordway and Minnesota Sports and Events.

He and his wife, Kym, have two sons, Sam and Nick. The family home is in Medina.

JEFF PELLEGRAM CHIEF FINANCIAL OFFICER



Jeff Pellegrom is in his 15th season as the Wild's Executive Vice President and Chief Financial Officer. He oversees the organization's support functions, including finance, payroll, legal services, human resources, information technologies, and Xcel Energy Center events. Pellegrom also oversees investor relations and governmental affairs.

The Minnesota Wild, along with its parent organization MSE, is a sports and entertainment leader, made up of the NHL Team, the Wild's AHL affiliate the Iowa Wild, a business arm called Venture32 and the facility management of Xcel Energy Center and Saint Paul RiverCentre.

Pellegrom has extensive experience in corporate finance, international business, and business development. Prior to joining the Wild, he spent eight years with 3M and 10 years with SC Johnson, specializing in corporate finance and mergers and acquisitions.

A native of Midland, Mich., Pellegrom received his undergraduate degree in mathematics and economics from Kalamazoo College before earning his MBA in finance from the University of Minnesota's Carlson School of Management. He serves on the board of the St. Paul Area Chamber of Commerce and the Minneapolis Regional Chamber of Commerce. He also serves as treasurer of the Minnesota Wild Foundation.

In his free time, Pellegrom enjoys endurance sports including swimming and cycling. He and his wife, Mary, have two daughters, Sophia and Isabella, and two sons, Jordan and Jonah. The family resides in Eagan.

TEAM MANAGEMENT



CARIN ANDERSON

SENIOR VICE PRESIDENT, CORPORATE PARTNERSHIPS AND RETAIL MANAGEMENT

Carin Anderson is in her 26th year with the Minnesota Wild and sixth as Senior Vice President, Corporate Partnerships and Retail Management. In her role, Anderson successfully directs the sales development and growth for all of the Wild's and Xcel Energy Center's corporate partnerships and premium seating of suites and loges. Anderson has been instrumental in fostering key corporate relationships such as Xcel Energy, Anheuser Busch, Coca-Cola, Treasure Island Resort and Casino, Andersen Windows, Polaris, along with others throughout the years. In addition, she oversees the Retail Operations for the Minnesota Wild including game day sales and the store at Xcel Energy Center, along with an emerging e-commerce strategy.

An employee since July of 1997, Anderson is one of the organization's longest tenured employees.

She previously held the positions of Director of Corporate Services and Senior Director, Corporate Partnerships and Retail Operations. Her duties included assisting in corporate partner development and managing the service and fulfillment of all partnership commitments.

Anderson is a member of the Minnesota Chiefs of Police Foundation Board of Directors.

Prior to her time with the Wild, Anderson spent six years with the University of Minnesota's Men's Athletic Department as a Marketing Manager.

A native of North Branch, Minn., Anderson received a business degree with an emphasis in finance from the University of Minnesota's Carlson School of Management in 1991.



JIM IBISTER

SENIOR VICE PRESIDENT, FACILITY ADMINISTRATION

As Senior Vice President of Facility Administration for the Minnesota Wild Jim Ibister is responsible for overall facility administration at Xcel Energy Center, Saint Paul RiverCentre, TRIA Rink and the 317 Washington building. Jim also leads campus-wide Information Technology for Minnesota Sports & Entertainment (MSE).

A resourceful and innovative leader, Jim guides large capital and innovation projects to help maintain state of the art facilities. Under his guidance, Xcel Energy Center and Saint Paul RiverCentre transformed its operations to become an award-winning, internationally-recognized model of sustainability, including certifications in Green Globes, Event Industry Council (EIC)

Sustainable Event Standards (SES) – Gold Certification and LEED Platinum.

Ibister was previously the General Manager of Saint Paul RiverCentre and also worked at the Mayo Civic Center in Rochester, Minn., where he was Executive Director from 1996-2000 before joining MSE. He translates his love of sports and the theater to the office, where he believes success is critical to taking responsible risks, pushing past preconceived notions, putting people first, and having fun along the way.

He and his wife, Molly, reside in Arden Hills. They have a daughter, Ellen, and a son, Carter.

TEAM MANAGEMENT

M

MITCH HELGERSON

SENIOR VICE PRESIDENT, MARKETING AND BROADCASTING

Mitch Helgersen serves as Senior Vice President of Marketing and Broadcasting and is in his 17th season with the Minnesota Wild. He oversees all marketing efforts, including brand management, advertising, analytics, events and game operations, digital media and public relations. Helgersen also oversees the organization's broadcasting efforts and working closely with rights holders Bally Sports North and KFAN FM 100.3.

He previously held the positions of Vice President, Sales and Marketing Intelligence, Senior Director, Marketing Intelligence and Special Projects and Director of Finance.

Prior to his time with the Wild, Helgersen was with Ecolab, Inc. in a variety of financial roles.

A native of Alexandria, Minn., he earned his undergraduate degree from the University of North Dakota in Grand Forks and an MBA from the University of Minnesota's Carlson School of Management. Helgersen also serves on the Board of Directors for the Science Museum of Minnesota.



MARIA TROJE

SENIOR VICE PRESIDENT, TICKET SALES AND SERVICES


Maria Troje is in her 22nd season with the Minnesota Wild and first as Senior Vice President of Ticket Sales and Service. In her current role, she oversees the Wild's Season Ticket Holder base to continually provide excellence in customer service and fan experience, which has led to renewal rates that have consistently exceeded 90%. Her duties also include managing ticket sales for the Wild, including season ticket packages, groups and single game tickets.

Over the past few seasons, Troje has instituted an overarching customer service philosophy campus-wide for the organization, called Service First, which connects full and part-time staff as well as key partners of the Minnesota Wild to focus on service and culture at the core of the business. She also serves as the lead contact with Levy Restaurants.

Troje played an integral role in two ground-breaking initiatives: the first-ever Wild Fan Advisory Board to gain fan insights and steadily improve the fan experience; and Wild Rewards, a loyalty program designed to reward Season Ticket Holders with merchandise and one-of-a-kind experiences. She also led the organization's task force for the 2016 Coors Light NHL Stadium Series weekend that took place Feb. 20-21, 2016, at TCF Bank Stadium and is one of the leaders on the task force for the 2022 Discover NHL Winter Classic that will take place Jan. 1, 2022 at Target Field.

Troje received her undergraduate degree from the University of St. Catherine and her Masters from the University of New Haven, Connecticut. Troje currently serves on the Foundation Board of Children's Minnesota and on the Schubert Club Board. She has been with the Wild organization since its inception in 2000 and was named one of Minneapolis/St. Paul Business Journals Women in Business in 2018.

She and her husband, Chris, have three children, Connor, Brady, and Addison. The family resides in Blaine.



TREVOR SHANNON

VICE PRESIDENT, FINANCE AND CONTROLLER



Trevor Shannon is in his 11th season with Minnesota Sports and Entertainment (MSE), fourth as Vice President of Finance and Controller. He is responsible for directing and managing all financial reporting, risk management, and financial/tax compliance for the National Hockey League's Minnesota Wild, Saint Paul Arena Company, the American Hockey League's Iowa Wild, Venture 32 (State of Hockey), TRIA Rink, and Saint Paul RiverCentre. These responsibilities include cash and treasury management, risk / insurance management, company payroll reporting, tax compliance, and all external financial compliance.

Prior to joining MSE in 2012, Shannon served as Controller for Twin City Fan Companies for seven years. Before his role with Twin City Fan, he was in public accounting at Latta Harris Hanon & Penningroth CPA firm in Tipton, Iowa serving many clients with audit, financial write-up, and income tax filings.

Trevor has an undergraduate degree in Accounting and a degree in Business Administration-Finance from Wartburg College in Waverly, Iowa. He became a Certified Public Accountant (CPA) in 2000 and maintains an active certificate in the State of Minnesota.

Trevor and his wife Mandy have three children; Andrea, Asher, and Brendan. The family resides in Burnsville.

STEVE WEINREICH

VICE PRESIDENT, GENERAL COUNSEL



Steve Weinreich is in his 13th season as Vice President and General Counsel for Minnesota Sports & Entertainment (MSE). Weinreich is responsible for directing and managing all legal services for the National Hockey League's (NHL) Minnesota Wild, the American Hockey League's (AHL) Iowa Wild and Saint Paul Arena Company. These responsibilities include reviewing hockey team contracts, drafting of sponsorship, suite, event and service contracts, workers compensation and employment law issues, general liability matters, and coordination of all external legal services utilized by the company. Weinreich is also a Board of Directors member for the Treasure Island Center, which is the Wild's primary practice facility.

Weinreich served as Vice President and General Counsel of the NHL's Arizona Coyotes and Gila River Arena for seven years prior to joining MSE. Before working for the Coyotes, he spent six years as a lawyer working for the law firms Sonnenschein, Nath and Rosenthal as well as Vedder, Price, Kaufman and Kammholz in Chicago.

Weinreich has an undergraduate degree in Sports Management and Communications from the University of Michigan and a law degree from Washington University in St. Louis.

Steve and his son, Colton, reside in Golden Valley.

JACK LARSON

VICE PRESIDENT/GENERAL MANAGER, XCEL ENERGY CENTER



Jack Larson joined the organization in September of 2001 and serves as Vice President/General Manager, Xcel Energy Center. He oversees the day-to-day operations, which includes securing and promoting events, attractions and shows at Xcel Energy Center. Larson also focuses his attention on supporting the requirements of the Minnesota Wild and all other events that are staged at Xcel Energy Center.

The arena has hosted several world-renowned events in its history: the 2018 NCAA Men's Frozen Four and the NCHC Frozen Faceoff, the 2016 Prudential U.S. Figure Skating Championships, the 2014 inaugural Big Ten Men's Ice Hockey Tournament, 2014 NCAA Men's Ice Hockey West Regional, 2014 North Star College Cup, 2011 NHL Draft, 2011 and 2002 NCAA Men's Frozen Four, 2011 and 2006 Visa Gymnastics Championships, 2008 Republican National Convention, 2008 U.S. Figure Skating Championships, 2004 NHL All-Star Weekend and the 2004 International Ice Hockey Federation World Cup of Hockey. Larson has also been instrumental in cultivating annual fan and family-favorite events such as the NCHC Frozen Face-Off, World's Toughest Rodeo, Disney On Ice and the Minnesota State High School League Tournaments.

Larson has more than 40 years of experience in the arena operations field. Prior to joining Minnesota Sports & Entertainment (MSE), the Richfield, Minn., native spent seven years (1994-2001) as the Assistant Executive Director of Operations at Target Center. He handled scheduling, booking and contracting events, along with budgeting for the operations of the building, and hiring and training of the staff to operate the facility. From 1991-94, Larson was a part of the San Jose Arena Management Corporation and the National Hockey League's (NHL) San Jose Sharks. He served as Director of Booking and Operations and oversaw the opening of the new San Jose Arena, in addition to the start-up of operations for NHL hockey in the 50-year-old Cow Palace. Before moving to San Jose, Larson started his arena operations career in Minnesota at Met Center where he worked from 1970-91. He held a number of positions including Director of Met Center, and Director of Operations, Met Center. In those roles, Larson was responsible for the day-to-day operations including renting and staffing the facility for all events.

Larson and his wife, Sherry, have two children, Laura and Jake. He enjoys golfing, playing hockey, softball, fishing and rollerblading in his free time. The family resides in Lakeville.

TODD FREDERICKSON

VICE PRESIDENT, MARKETING



Todd Frederickson was named Vice President of Marketing for the Minnesota Wild on August 2, 2021. He helps lead the Wild's marketing efforts in the areas of advertising, events, game operations and digital media. Frederickson also serves as President and Governor of the Iowa Wild in the American Hockey League (AHL) and is responsible for all interaction with the AHL.

He was named President of Iowa on April 24, 2013, and has been instrumental in hockey's successful return to the Des Moines market as Iowa has become one of the premier franchises in the AHL. Under his leadership, the team has garnered numerous awards including winning Team of the Year, Social Media Department of the Year, Outstanding Fan Experience and Best Unique Game Operations Promotion in 2019. Frederickson was also the 2019 recipient of the Thomas Ebright Award in recognition of his career contributions to the AHL. In 2018, Iowa was honored for the third straight season as the AHL's Corporate Sales Team of the Year, with more than 100% growth backed by new and creative sponsorships.

As the first president in team history, Frederickson created community-based initiatives such as the Healthy Living Floor Hockey Program and the team's Wild About Reading campaign. During the 2017-18 season, the team partnered with Iowa Corn and introduced Hockey Days Iowa, the largest outdoor 3-on-3 hockey tournament in Iowa history. More than 300 players from multiple states making up more than 40 teams competed in the inaugural event, which took place in a cornfield in the greater Des Moines area. As a result of the success of Hockey Days Iowa, the Wild received the AHL Corporate Promotion of the Year and Community Service Excellence awards at the 2018 AHL Team Business Meetings.

Frederickson is a member of the ACES (Athletes Committed to Educating Students) Board of Directors.

Prior to joining Iowa, Frederickson served as the AHL's Vice President, Team Business Services, leading the league to five consecutive years of ticket sales and corporate sales growth. Before joining the AHL, he spent time with the Atlanta Falcons organization and 11 years with the AHL's Chicago Wolves, including three years as executive director of ticket sales and service.

The Grosse Pointe Woods, Mich., native, is a graduate of Denison University in Granville, Ohio.



TEAM MANAGEMENT



JAAN SCOFIELD-MECHE

VICE PRESIDENT, PEOPLE STRATEGY AND EXPERIENCE

JaAn Scofield-Meche is in her first season at Vice President of People Strategy and Experience for Minnesota Sports and Entertainment (MSE) after joining the organization in March of 2022. She is responsible for leading the people strategies and human resource operations, talent acquisition, and leadership development on behalf of the Minnesota Wild, Iowa Wild, Saint Paul Arena Company, TRIA Rink and Saint Paul RiverCentre. Scofield-Meche is committed to creating a culture of continuous improvement and operational excellence.

She has held various human resource roles in the telecommunications, construction, health care, and professional beauty industries. Prior to joining the Wild, Scofield-Meche most recently served as the Vice President of Human Resources for Universal Services, Inc., for five years.

She received her Bachelor of Science degree in Human Resource Management from Saint Mary's University of Minnesota and her Master of Arts degree in Human Resources Management from Concordia University, Saint Paul.



MIKE MODANO

EXECUTIVE ADVISOR

Mike Modano is in his fourth season with the Minnesota Wild as Executive Advisor. In this role, Modano works directly with President Matt Majka and Owner Craig Leipold on a number of initiatives relating to the team's sales, corporate partnerships and community relations efforts.

Modano tallied 1,374 points (561-813=1,374) in 1,499 career NHL games during 21 seasons with the Minnesota North Stars, Dallas Stars and Detroit Red Wings (1988-2011). The former first overall pick in the 1988 NHL Draft by the North Stars ranks first in NHL history in goals scored and points by an American-born player. Modano was a member of the Dallas Stars team that won the 1999 Stanley Cup and had his sweater No. 9 retired by the Stars organization on March 8, 2014. The seven-time NHL All-Star was inducted into the Hockey Hall of Fame in 2014 and the United States Hockey Hall of Fame in 2012.

The native of Livonia, Mich., represented the United States at 11 international tournaments including the 1998, 2002 (silver medal) and 2006 Olympic Games, the 1996 World Cup of Hockey (gold medal) and served as team captain of Team USA at the 2005 IIHF World Championship.

Modano previously served as an Executive Advisor and Alternate Governor with the Dallas Stars for two seasons (2013-15).

He and his wife, Allison, have three daughters, Kate, Reese and Quinn, and two sons, Jack and Luca.



2022-2023

HOCKEY OPERATIONS



HOCKEY OPERATIONS



BILL GUERIN GENERAL MANAGER

Bill Guerin is in his fourth season as General Manager of the Minnesota Wild after being named to the position on August 21, 2019. He oversees the Wild's hockey operations department including all matters relating to player personnel, coaching staff, scouting department and minor league operations.

Guerin spent eight seasons with the Pittsburgh Penguins (2011-19), including the last five seasons as Assistant General Manager. He served as the Penguins player development coach for three seasons (2011-14), helping develop the organization's minor league, junior and college prospects, many of whom were key contributors on Pittsburgh's 2016 and 2017 Stanley Cup teams. Guerin was promoted to Assistant General Manager by the organization on June 6, 2014, and served as General Manager of Wilkes-Barre/Scranton, overseeing the day-to-day operations of Pittsburgh's American Hockey League (AHL) affiliate, the last two seasons.

He recorded 856 points (429-427=856), a plus-51 rating and 1,660 penalty minutes (PIM) in 1,263 career NHL games during 18 seasons (1991-2010) with New Jersey, Edmonton, Boston, Dallas, St. Louis, San Jose, the New York Islanders and Pittsburgh. Guerin played in four NHL All-Star Games (2001, 2003, 2004 and 2007) and ranks fourth in shots on goal (3,693), sixth in goals, seventh in games played, 10th in PIM and 13th in scoring in NHL history amongst American-born players. He is one of eight U.S.-born players to record 400 career goals and 400 career assists in the NHL. Guerin also made 15 appearances in the Stanley Cup Playoffs and tallied 74 points (39-35=74) and 162 PIM in 140 career playoff contests, winning the Stanley Cup in 1995 with New Jersey and in 2009 with Pittsburgh. He was selected by New Jersey in the first round (fifth overall) of the 1989 NHL Draft.

Guerin represented the United States at three Olympic Games (1988, 2002 and 2006) and two World Cups of Hockey (1996, 2004), helping Team USA win a gold medal at the 1996 World Cup of Hockey and a silver medal at the 2002 Olympics. He also played for Team USA at the 1989 and 1990 IIHF World Junior Championships and played in 46 games for the U.S. National Team during the 1991-92 Pre-Olympic Tour. Guerin tallied 70 points (40-30=70) in 77 games during two seasons at Boston College (1989-91). The native of Wilbraham, Mass., was inducted into United States Hockey Hall of Fame in 2013.

He and his wife, Kara, have three daughters, Kayla, Grace and Lexi, and a son, Liam.



CHRIS O'HEARN ASSISTANT GENERAL MANAGER

Chris O'Hearn is in his second season as Assistant General Manager after being promoted to the position on Sept. 24, 2021. He joined the Wild as Director of Hockey Operations prior to the start of the 2019-20 season. His responsibilities include player contract research and negotiations, scheduling, salary arbitration and salary cap management.

O'Hearn spent the 2018-19 season as a professional scout for the Calgary Flames. Prior to working for the Flames, he spent 11 seasons with the Arizona Coyotes, including the last three seasons as Assistant General Manager. With the Coyotes, his responsibilities also included fiscal and strategic planning, evaluating pro and amateur players, compliance with the Collective Bargaining Agreement, and administration with the NHL's Central Registry as well as the day-to-day operations of the hockey department.

The Winnipeg, Man., native earned a Bachelor of Arts degree in political science from Arizona State University in 2004 and graduated from the New England School of Law in 2007.

He and his wife, Ashley, have a son, Callan, and a daughter, Andersen.



HOCKEY OPERATIONS

RAY SHERO

SENIOR ADVISOR TO THE GENERAL MANAGER

Ray Shero is in his second season with the Minnesota Wild as the Senior Advisor to the General Manager after being named to the position on Jun. 9, 2021.

Shero most recently served as Executive Vice President and General Manager of the New Jersey Devils from May 4, 2015 to January 12, 2020. Prior to his time with the Devils, he spent eight seasons as Executive Vice President and General Manager of the Pittsburgh Penguins from 2006-07 to 2013-14. During his tenure with Pittsburgh, the Penguins won the 2009 Stanley Cup and he was named the General Manager of the Year in 2012-13.

Before he joined the Penguins, Shero served as Assistant General Manager for the Ottawa Senators (1993-98) and the Nashville Predators (1998-2006). The Saint Paul, Minn., native is actively involved with USA Hockey and is a member of its National Team Advisory Board. He was a member of the 2017 and 2018 United States Men's National Team Advisory Group that selected the International Ice Hockey Federation Men's World Championship teams and served as associate general manager for the 2014 Winter Olympic Games.

Shero collected 135 points (58-77=135) and 136 penalty minutes (PIM) in 125 games during four seasons at St. Lawrence University (1980-81, 1982-85). He led the Saints in scoring in 1982-83 and 1983-84 and served as team captain in 1984-85. Shero was selected by Los Angeles in the 11th round (216th overall) of the 1982 NHL Draft. He spent seven seasons as a player agent before joining the Ottawa Senators hockey operations department in 1993.

He and his wife, Karen, have two sons, Chris and Kyle.



MICHAEL MURRAY

DIRECTOR OF HOCKEY OPERATIONS/ GENERAL MANAGER OF IOWA WILD

Michael Murray is in his third season with the Minnesota Wild. He joined the organization as the Assistant to the General Manager on Oct. 1, 2020 and was promoted to Director of Hockey Operations on Sept. 24, 2021. He oversees the day-to-day operations of the Wild's hockey operations department, assisting with contract negotiations, player development and scouting. Murray also serves as General Manager of the Iowa Wild of the American Hockey League (AHL).

Murray joined the Wild after spending nine seasons working in hockey operations for the AHL. He was named Vice President of Hockey Operations for the AHL in October of 2011 and promoted to Executive Vice President of Hockey Operations in July of 2015. While working for the AHL, Murray oversaw all aspects of the league's hockey operations department, including management of the AHL's officiating program, the league's disciplinary process, player registry, compliance with rules and regulations, and scheduling.

He spent three seasons working in hockey operations for the ECHL. Prior to joining the ECHL, Murray interned as a law clerk in the Labor Relations Department for the Massachusetts Port Authority following two years at Pro Athletes Management Inc., a law firm in Boston that represents professional athletes. He also served as an assistant to the general manager of the Lowell Lock Monsters in the AHL.

An admitted member of the Massachusetts Bar, Murray received his bachelor's degree in history from Dartmouth College, and was awarded his Juris Doctor cum laude from Suffolk University Law School in Boston. The native of Dover, Mass., played hockey for four years at Dartmouth College (1999-03) followed by two seasons of professional hockey.





HOCKEY OPERATIONS



MAT SELLS

VICE PRESIDENT OF HOCKEY STRATEGY

Mat Sells is in his fourth season with the Minnesota Wild and second as Vice President of Hockey Strategy. He is responsible for data collection and interpretation to assist hockey operations.

Prior to joining the Wild, Sells worked at the international law firm Norton Rose Fulbright. Sells was called to the Alberta Bar on July 8, 2019. He graduated from the University of Calgary Law School in 2017. Sells has also received an undergraduate degree in Business Administration and a Certificate of Economics from the University of Regina in 2006.

He worked for Hockey Canada as an Advanced Scout for six seasons (2013-18). During his time with Hockey Canada, Team Canada won the 2016 World Cup of Hockey, gold medals at the 2014 Winter Olympics, the 2015 and 2016 IIHF World Championships and the 2015 and 2018 IIHF

World Junior Championships, silver medals at the 2017 IIHF World Junior Championship and the 2017 IIHF World Championship and a bronze medal at the 2018 Winter Olympics.

Sells also spent two seasons as an Assistant Coach for the Penticton Vees in the British Columbia Hockey League (2010-12). During the 2011-12 season, Penticton won a record 42 consecutive games and a National Championship.

He and his wife, Renee, have two daughters, Lane and Dylan.



BRAD BOMBARDIR

DIRECTOR OF PLAYER DEVELOPMENT

Brad Bombardir is in his 13th season as the Minnesota Wild's Director of Player Development. Bombardir is responsible for evaluating prospects in the Wild organization and implementing programs to help continue their development including the team's annual summer development camp. He also serves on the board for the Minnesota Wild Foundation.

Bombardir was acquired by Minnesota in a trade with the New Jersey Devils in June of 2000. The Powell River, B.C., native was a member of the franchise's inaugural team and played a total of 212 games in a Wild sweater. During his run in Minnesota, he was named the monthly captain a franchise-record seven times. Bombardir also played an active role in all of the team's community relations affairs, making appearances at schools and hospitals, along with participating in the organization's charitable activities.

Originally drafted by the Devils in the third round of the 1990 NHL Draft, he recorded 54 points (8-46=54) in 356 games during seven years in the NHL with New Jersey, Minnesota and Nashville. He made his NHL debut with the Devils during the 1997-98 campaign and captured a Stanley Cup Championship in his third season with New Jersey in 2000. Bombardir played four years at the University of North Dakota (1990-94) and spent three seasons (1994-97) with Albany of the American Hockey League, and helped the River Rats win the 1995 Calder Cup.

He and his wife, Heather, reside with their three children in Woodbury.



HOCKEY OPERATIONS

MATT HENDRICKS

ASSISTANT DIRECTOR OF PLAYER DEVELOPMENT

Matt Hendricks is in his fourth season as the Wild's Assistant Director of Player Development. In his role, he works directly with Brad Bombardir, and assists in evaluating prospects in the Wild organization and implementing programs to help continue their development, including the team's annual summer development camp.

The forward recorded 116 points (54-62=116), 722 penalty minutes and 1,398 hits in 607 career NHL games with the Colorado Avalanche (2008-10), Washington Capitals (2010-13), Nashville Predators (2013-14), Edmonton Oilers (2013-17), Winnipeg Jets (2017-19) and the Minnesota Wild (2018-19). He has also played in 39 career Stanley Cup Playoff games with Colorado (2009-10), Washington (2010-13) and Winnipeg (2017-18).

Hendricks collected 112 points (54-58=112) and 193 penalty minutes in 152 games during four seasons at St. Cloud State University (2000-04), and served as captain his senior season. The native of Blaine, Minn., also registered 155 career points (68-87=155) and 393 penalty minutes in 247 American Hockey League (AHL) games in parts of six seasons (2003-09) before making his NHL debut with the Avalanche on March 10, 2009. Nashville selected Hendricks in the fifth round (131st overall) of the 2000 NHL Draft.

He and his wife, Kim, reside with their twins, Lennon and Gunnar, in Deephaven, Minnesota.



CODY McLEOD

PLAYER DEVELOPMENT COACH

Cody McLeod was named Minnesota Wild Player Development Coach on July 12, 2022. He joined Minnesota after playing 17 years of professional hockey. He served as Iowa Wild team captain in 2021-22 and recorded eight points (4-4=8) and ranked T-2nd in the AHL with 141 penalty minutes (PIM). The undrafted forward collected 127 points (72-55=127), 1,630 PIM and 1,914 hits in 776 games during 12 seasons in the NHL with Colorado (2007-17), Nashville (2017-18, 2019) and the New York Rangers (2018-19). McLeod was an alternate captain for Colorado for five seasons (2011-16). The native of Binscarth, Manitoba, added four points (3-1=4) in 38 career Stanley Cup Playoff games.

McLeod recorded 60 points (31-29=60) and 643 PIM in 243 career games in the American Hockey League (AHL) with Lowell (2005-06), Albany (2006-07), Lake Erie (2007-08) and the Iowa Wild (2019-22). McLeod also played in 16 games with the San Diego Gulls in the ECHL (2005-06), one game with the Adirondack Frostbite in the UHL (2004-05) and four seasons with the Portland Winterhawks in the Western Hockey League (2001-05).

He and his wife, Jessica, have two daughters, Peyton and Emma.





HOCKEY OPERATIONS



ANDREW HEYDT DIRECTOR OF TEAM OPERATIONS

Andrew Heydt is in his eighth full season with the Minnesota Wild, sixth as Director of Team Operations, and first managing the Wild Alumni group. In this role, he oversees all aspects of team travel and logistics. Heydt joined the Wild as Team Operations Manager after being named to the position in January of 2015 in which he also managed internal player relations for Minnesota for five seasons (2015-19).

Before joining the Wild, Heydt spent five years working in Major League Baseball (2010-15) including two seasons as Coordinator, Player Relations and Media Service with the Minnesota Twins (2013-14), two seasons as Communications Coordinator for the Tampa Bay Rays (2011-12) and served as a Baseball Communications intern with the Twins in 2010. He also served as a part-time intern with the National Football League's Minnesota Vikings public relations department during the 2009 season.

During Heydt's tenure in the industry, he has successfully assisted in the execution of several marquee events including the opening of the Twins' Target Field in 2010, the 2014 MLB All-Star Game at Target Field, the 2016 NHL Coors Light Stadium Series Game at TCF Bank Stadium, the opening of the Wild's practice facility at TRIA Rink in Saint Paul in 2018, the 2019-20 NHL Return To Play in Edmonton, acted as the Club Compliance Officer navigating through the pandemic throughout the 2020 season, the 2022 Discover NHL Winter Classic at Target Field and multiple MLB and NHL postseason runs.

A native of Hayfield, Minn., Heydt graduated from Minnesota State, Mankato where he majored in Communications and served as a communications intern for Mavericks athletics working with their Division-I hockey program.

Andrew and his wife, Jill, have two sons, Beckham and Cooper. The family resides in Eagan.



JUDD BRACKETT DIRECTOR OF AMATEUR SCOUTING

Judd Brackett is in his third season with the Minnesota Wild as Director of Amateur Scouting after being named to the position on July 9, 2020.

Brackett oversees the Wild's amateur scouting staff and is responsible for running the NHL Draft for the organization. He joined Minnesota after spending the previous 12 seasons with the Vancouver Canucks. The native of Cape Cod, Mass., served as an Amateur Scout for the Canucks for seven seasons before he was named Director of Amateur Scouting on August 4, 2015.

Prior to joining Vancouver, he served as Head Scout and Vice President of Player Personnel for the Indiana Ice of the United States Hockey League (USHL), helping the Ice win two Clark Cups. Brackett began his scouting career in the Quebec Major Junior Hockey League (QMJHL) with the

Gatineau Olympiques during the 2005-06 season. His tenure with Gatineau included winning the President's Cup in 2008.

The former goaltender played one season at Northeastern University (1996-97) and three seasons at Connecticut College (1997-2000). He was selected to the Hockey East All-Academic Team in 1997 and was named a two-time recipient of the Duncan Dayton Award at Connecticut College. Brackett also played one season professionally for CG Puigcerda in the Liga Nacional.

He and his wife, Lucie, have a daughter, Siena, and three sons, Pierce, Deacon and Rhett.



HOCKEY OPERATIONS



CHRIS KELLEHER DIRECTOR OF PLAYER PERSONNEL

Chris Kelleher is in his 16th season with the Minnesota Wild and first as Director of Player Personnel. He most recently served as the Wild's Director of Professional Scouting for three seasons (2019-22). Kelleher joined the organization as a part time professional scout in 2008-09 and was promoted to a full-time professional scout for the 2009-10 season.

He was selected by the Pittsburgh Penguins in the fifth round (130th overall) of 1993 NHL Draft and played nine seasons of professional hockey. Kelleher appeared in one NHL game with the Boston Bruins on March 16, 2002 vs. Detroit. The defenseman collected 139 points (27-112=139) and 258 penalty minutes (PIM) in seven seasons in the American Hockey League (AHL) with the Syracuse Crunch (1998-99), Wilkes-Barre/Scranton Penguins (1999-2001, 2004-06) and the Providence Bruins (2001-03). He played one season in Germany with the Krefeld Penguins (2003-04) and one season in Sweden with Linköping HC (2006-07). Kelleher played four seasons (1994-98) at Boston University and served as captain his senior season and represented the United States at the 1995 IIHF World Junior Championship.

He has four children, Emma, Jake, Lily and Anna. The family resides in Pittston, Pennsylvania.



RICARD PERSSON DIRECTOR OF EUROPEAN SCOUTING

Ricard Persson is in his 13th season with the Minnesota Wild and fifth as Director of European Scouting. He was named an amateur scout by the organization on July 13, 2010, and promoted to Director of European Scouting prior to the start of the 2018-19 season.

Persson joined the Wild as a scout after completing a long and successful playing career in North America, Europe and Asia. The defenseman was drafted by the New Jersey Devils in the second round (No. 23) of the 1987 NHL Draft and collected 54 points (10-44=54) and 262 penalty minutes (PIM) in 229 career games with New Jersey, St. Louis and Ottawa from 1995-2002. The native of Östersund, Sweden, also played professionally in Sweden for Leksands and Malmö (1988-95), in Germany with Berlin (2002-05); in Austria with Klagenfurt (2005-07), in Japan with Oji (2007-09) and finished his playing career in Italy with Cortina (2009-10). Persson played for Sweden at the 1988 and 1989 IIHF World Junior Championships. He ranked T-1st in tournament scoring amongst defensemen and was named the top defenseman at the 1989 tournament helping Sweden earn a silver medal. Persson also played for Sweden at the 2000 IIHF World Championship.

He and his wife, Katarina, have three children, Philip, Hannah and Samuel. The family resides in Malmö, Sweden.



HOCKEY OPERATIONS

HOCKEY ADMINISTRATION



Taylor Cashman
Manager of Hockey Administration

PROFESSIONAL SCOUTS



David MacLean



Mark Mowers



Richard Park

EUROPEAN SCOUTS



Ladislav Benysek



Max Kolu



Ivan Nepriaev

AMATEUR SCOUTS



Patrick Baum



David Chiarelli



Christopher Hamel



Brian Hunter



Guy Lapointe



Dan Leblanc



Dan Palango



J.P. Perpich



Charlie Thelin

Not pictured:
Eric Godard



2022-2023

COACHING STAFF -AND- LOCKER ROOM MANAGEMENT



COACHING STAFF



DEAN EVASON HEAD COACH

Dean Evason is in his third season as Head Coach for the Minnesota Wild. He was named interim head coach on Feb. 14, 2020, and full-time head coach on July 13, 2020. He finished fourth in voting for the 2021-22 Jack Adams Award and was named a finalist for the award following the 2020-21 season. Evason is in his fifth season with Minnesota after being named an Assistant Coach on June 6, 2018.

He joined the Wild after spending six seasons (2012-18) as head coach of the Milwaukee Admirals in the American Hockey League (AHL), leading the team to a record of 242-161-53 (.588). Prior to serving as the Admirals head coach, he spent seven seasons as an assistant coach with the Washington Capitals (2005-12). During Evason's tenure with Washington, the Capitals went 294-206-74 (.576) and claimed four straight Southeast Division titles, advanced

to the Stanley Cup Playoffs in each of his last five seasons (2008-12) and won the 2010 Presidents' Trophy.

Prior to joining the Capitals, the Flin Flon, Man., native spent six seasons as a head coach in the Western Hockey League (WHL). He served as co-coach of the Calgary Hitmen in 2004-05, head coach of the Vancouver Giants for two seasons (2002-04) and head coach of the Kamloops Blazers for three seasons (1999-02).

Evason totaled 372 points (139-233=372) and 1,002 penalty minutes (PIM) in 803 career NHL games during 13 seasons (1983-96) as a center with the Capitals, Hartford Whalers, San Jose Sharks, Dallas Stars and Calgary Flames. He added 29 points (9-20=29) and 132 PIM in 55 Stanley Cup Playoff contests. He was originally selected by Washington in the fifth round (89th overall) of the 1982 NHL Draft.

An honored member of the Manitoba Hockey Hall of Fame, Evason served as a player/coach for Team Canada during the 1996-97 season, captaining the team to a gold medal at the 1997 World Championship. He retired as a player following two seasons as a player/coach with Landshut in the German League (1997-99).

Evason has three children, Bryce, Brianne and Brooke, and is married to Geneviève.

EVASON'S HEAD COACHING CAREER

YEAR	TEAM (LEAGUE)	REGULAR SEASON						PLAYOFFS			
		G	W	L	OT	PTS	PCT	G	W	L	PCT
2012-13	Milwaukee (AHL)	76	41	28	7	89	0.59	4	1	3	0.25
2013-14	Milwaukee (AHL)	76	39	24	13	91	0.60	3	0	3	0.00
2014-15	Milwaukee (AHL)	76	33	28	15	81	0.53	-	-	-	-
2015-16	Milwaukee (AHL)	76	48	23	5	101	0.66	3	0	3	0.00
2016-17	Milwaukee (AHL)	76	43	26	7	93	0.61	3	0	3	0.00
2017-18	Milwaukee (AHL)	76	38	32	6	82	0.54	-	-	-	-
2019-20	MINNESOTA (NHL)	12	8	4	0	16	0.67	4	1	3	0.25
2020-21	MINNESOTA (NHL)	56	35	16	5	75	0.67	7	3	4	0.43
2021-22	MINNESOTA (NHL)	82	53	22	7	113	0.69				
Head Coach Totals (NHL)		150	96	42	12	204	0.68	11	4	7	0.57
Head Coach Totals (AHL)		456	242	161	53	537	0.59	13	1	12	0.08

COACHING STAFF



BOB WOODS ASSISTANT COACH

Bob Woods is in his sixth season as an Assistant Coach with the Minnesota Wild after being named to the position on June 24, 2017.

Prior to joining the Wild, he served as an assistant coach for the Buffalo Sabres during the 2016-17 season and spent two seasons (2014-16) as general manager and head coach of the Saskatoon Blades in the Western Hockey League (WHL).

Woods also served as an assistant coach with the Anaheim Ducks (2012-14) and Washington Capitals (2009-12) in the NHL, and with the Hershey Bears in the American Hockey League (AHL) from 2005-07. Woods became the Head Coach of the Bears 15 games into the 2007-08 season and helped Hershey win the AHL's Calder Cup championship in 2006 and 2009.

A former defenseman, Woods played professional hockey for 13 seasons (1988-2001), including stops in the IHL, ECHL and AHL. He won a Calder Cup while playing with Hershey in 1997, and won the ECHL's Kelly Cup with the Mississippi Sea Wolves in 1999. Woods was inducted into the Saskatchewan Junior Hockey Hall of Fame in 2019, the ECHL Hall of Fame in 2012 and was originally selected by New Jersey in the 10th round (201st overall) of the 1988 NHL Draft.

He and his wife, Mary Sue, have two sons, Brendan and Colin.



BRETT McLEAN ASSISTANT COACH

Brett McLean is in his third season as an Assistant Coach for the Minnesota Wild after being named to the position on August 26, 2020. He spent three seasons (2017-20) as an Assistant Coach for the Iowa Wild in the American Hockey League (AHL). During his tenure, Iowa owned a record of 107-71-37 (.583).

McLean played 18 years of professional hockey including 385 games in the National Hockey League (NHL) with the Chicago Blackhawks, Colorado Avalanche and Florida Panthers. During his NHL tenure, he collected 162 career points (56-106=162) in six seasons (2002-09). The former center played in seven different leagues from 1999-2017, compiling 1,111 pro games between the NHL, AHL, IHL, ECHL, SEL, Swiss-A and the Austrian League. The Comox, BC native also represented Canada many times during his career including at the U-18 level, the World Juniors and for six Spengler Cups, winning the Spengler Cup in 2012. McLean also won the Swiss-A championship in 2010. He completed his pro career in 2016-17 in Austria with Linz EHC. The former forward was originally drafted by the Dallas Stars in the ninth round (242nd overall) of the 1997 NHL Draft. McLean skated in 274 AHL games in six seasons, totaling 198 career points (72-126=198) with Cincinnati, Saint John, Houston, Norfolk and Rockford (1998-12).

He and his wife, Brenna, have a daughter Darian, and two sons, Nixon and Nash.





COACHING STAFF

EQUIPMENT & TRAINING TEAM



DARBY HENDRICKSON ASSISTANT COACH

Darby Hendrickson is in his 13th season as an Assistant Coach with the Minnesota Wild.

Hendrickson was an original member of the Wild and one of the most popular players in team history, playing four seasons (2000-04) and scoring the team's first goal at Xcel Energy Center on Oct. 11, 2000 vs. Philadelphia. The Richfield, Minn., native posted 60 points (29-31=60) in 182 regular season games with the Wild. He appeared in 17 playoff matches with Minnesota in 2003 and recorded five points (2-3=5) including the game-winning goal in Game 7 of the Western Conference Semifinal at Vancouver on May 8, 2003. Hendrickson also skated with Toronto, the New York Islanders, Vancouver and Colorado, posting 129 points (65-64=129) and 370 PIM in 518 games in parts of 10 NHL seasons.

He played for the University of Minnesota for two seasons (1991-93) after earning the 1991 Minnesota Mr. Hockey Award while playing for Richfield High School and was a member of the 1994 United States Olympic Team. Prior to joining the Wild, Hendrickson served as a studio analyst for FOX Sports North and an analyst for KSTC-TV, Channel 45's coverage of the state high school hockey tournament, as well as a National Hockey League Players' Association (NHLPA) Northwest Division Representative.

He and his wife, Dana, are the parents of four children: Mason, Addison, Beckett and Rennick.



FREDERIC CHABOT GOALTENDING COACH

Frederic Chabot was named Goaltending Coach for the Minnesota Wild on August 26, 2020. He spent the previous five seasons (2015-20) as the Wild's Goaltending Development Coach working with goalie prospects throughout the organization, including goaltenders playing for the Iowa Wild in the American Hockey League (AHL), as well as Minnesota draft picks.

The former NHL netminder joined the Wild after serving as the Goaltending Coach for the Edmonton Oilers for five seasons (2009-14). Prior to working for the Oilers, he served as a Goaltending Consultant with Hockey Canada and its National Junior Team, helping Canada win a gold medal at the 2009 World Junior Championship. Chabot was also an instructor at Hockey Canada's Program of Excellence Goaltending Camp for three years (2007-09). The native of Hebertville-Station, Que., worked as a Goaltending Consultant with Berlin (DEL) in 2008-09, capturing the league championship with the Ice Bears. Chabot also worked with AIK Stockholm (SWE-2) from 2007-09, overseeing goaltending for the entire organization.

Chabot played 17 seasons of professional hockey (1989-2006) and appeared in a total of 32 NHL contests with the Montreal Canadiens, Los Angeles Kings and Philadelphia Flyers. He spent a majority of his career in the International Hockey League (IHL) and was named the IHL's Most Valuable Player and Top Goaltender in 1999-2000 after going 36-19-7 with a 2.13 GAA and a .920 SV% in 62 games with the Houston Aeros. Chabot was also named best goaltender in the AHL (Baz Bastien Award) in 1993-94, MVP of the IHL in 1996-97 and best goaltender in the German League in 2002-03. He also backstopped the Vienna Capitals to the regular season and playoff championship in the Austrian League in 2004-05. He was originally drafted by the New Jersey Devils in the 10th round (192nd overall) of the 1986 NHL Draft.

He and his wife, Suzanne, have a son, Gabriel, and reside in Quebec City.

TONY DaCOSTA HEAD EQUIPMENT MANAGER



Tony DaCosta is in his 23rd season as Head Equipment Manager for the Minnesota Wild. He oversees all of the club's equipment needs along with running the team's home dressing room at Xcel Energy Center.

Prior to joining the Wild, the Winnipeg, Man., native was part of the Winnipeg Jets organization for more than 19 years. At the age of 13, DaCosta started working for the Winnipeg Jets as a dressing room attendant and equipment manager for NHL teams visiting the Winnipeg Arena. He was then promoted to Assistant Equipment Manager. During that time, DaCosta gained invaluable knowledge and experience that helped him in his role as one of the Coyotes Equipment Managers, a position he held when the Jets moved to Phoenix in 1996.

He also served as Equipment Manager for the NHL All-Star Games in 2004 (Saint Paul) and 1998 (Vancouver) and held the same position with Team Canada at the 2009 World Championship in Switzerland and the 2001 World Championship in Germany.

He and his wife, June, have two daughters, Summer and Rylee.

JOHN WORLEY HEAD ATHLETIC TRAINER



John Worley is in his 14th season as an Athletic Trainer for the Minnesota Wild. His responsibilities include managing player rehabilitation and the day-to-day medical needs of Wild players. Prior to joining the Wild, Worley served as Manager of Sports Medicine Services at the Rothman Institute Orthopaedics in Philadelphia, Pa., for five years.

Worley previously spent 16 years with the Philadelphia Flyers, including 10 seasons as Head Athletic Trainer. A native of Ridley Park, Pa., he graduated with a B.S. in Health and Physical Education with certification in Athletic Training from West Chester University in 1980.

Worley is a Certified Athletic Trainer through the National Athletic Trainers Association and is licensed with the Minnesota Board of Medical Practice. He is a member of the Professional Hockey Athletic Trainers Society as well as a professional member of the American College of Sports Medicine.

He and his wife, Tracey, have two daughters, Taylor and Morgan.



EQUIPMENT TEAM



CLIFF HALSTEAD ASSISTANT EQUIPMENT MANAGER

Cliff Halstead is in his second season as Assistant Equipment Manager for the Minnesota Wild. He is responsible for assisting Minnesota's equipment needs both at home and on the road, as well as locker room set-up, equipment repair and inventory maintenance.

Halstead joins the Wild after spending the last 18 seasons with the Colorado Avalanche serving in a variety of roles with the equipment department.

Halstead was born in Casper, Wyo. and raised in Aurora, Colo. He recently relocated to St. Paul and enjoys golfing, traveling and spending time with his family, friends and mix breed dog, Walter.



MATT BENZ ASSISTANT EQUIPMENT MANAGER

Matt Benz is in his 21st season as Assistant Equipment Manager for the Minnesota Wild. His responsibilities include supporting Minnesota's equipment needs at home and on the road, taking care of the club's equipment needs for its annual summer development camp and prospects tournament.

Benz assisted multiple teams during the 2004 World Cup of Hockey in Saint Paul, working with Team Russia during their training camp and Team Finland and Slovakia for their games at Xcel Energy Center.

Benz joined the Wild as a game night dressing room attendant in 2000-01 following a career in Sales and Marketing. The Saint Paul native attended Hill-Murray School in Maplewood and graduated from the University of St. Thomas.

He and his wife, Emily, have two daughters, Elena and Lily.

TRAINING TEAM



TRAVIS GREEN ASSISTANT ATHLETIC TRAINER & MASSAGE THERAPIST

Travis Green is in his 16th year with the Minnesota Wild as an Assistant Athletic Trainer and Massage Therapist. In this role Green helps to manage player rehabilitation and the day-to-day medical needs/coverage for Wild players. In addition, his responsibilities include providing manual therapies to players and staff in order to prevent injuries from occurring as well as assisting in the healing process. Prior to joining the Minnesota Wild in a full-time role, Green served as a part-time assistant athletic trainer/massage therapist during the 2007-08 season.

In 2011, Green worked with USA Hockey in a supporting role as a massage therapist and athletic trainer. He served as the Massage Therapist for the IIHF Women's World Championship in Zurich, Switzerland, where the U.S. won a third consecutive championship. Since that time he has served as the Athletic Trainer/Massage Therapist for several camps, international tournaments, and games.

Green is a Minnesota native and 1997 graduate of Bethel University with a B.A. in Athletic Training as well as a double minor in Health and Physical Education. He is a Certified Athletic Trainer through the National Athletic Trainers Association and is registered with the Minnesota Board of Medical Practice. He is also a member of the Professional Hockey Athletic Trainers Society. In 2005, Green completed his therapeutic bodywork/massage therapy degree from CenterPoint Massage School in Minneapolis. He is a EMT, Level 1 Certified Fascial Stretch Therapist (CFST), completed CranioSacral Therapy (level 1) through the Upledger Institute, and was a Certified Strength and Conditioning Specialist through the National Strength and Conditioning Association over a span of 10 years.

Green resides in Saint Paul and has two daughters, Sidney and Lauren, and a son, Ryan.



PHILIP E. WATSON ASSISTANT ATHLETIC TRAINER

Philip E. Watson is in his fourth season as Assistant Athletic Trainer for the Minnesota Wild. He is responsible for helping manage player rehabilitation, injury prevention and the day-to-day medical needs of Wild players. Prior to joining the Wild, he spent the last two years as a surgical athletic trainer and orthopaedic technologist with an orthopaedic surgeon in Pennsylvania. He also worked hands on with the NBA officials at all Philadelphia 76ers home games.

Most notably, Watson spent five seasons (2013-17) with the New York Islanders as an Assistant Athletic Trainer. He joined the Islanders staff after spending 2012 with Major League Soccer's (MLS) Columbus Crew as an Assistant Athletic Trainer. Watson also served as the Athletic Trainer for the 2017 U-18 Women's National U.S. Soccer Team Training Camp.

The Grand Rapids, Minn., native graduated from Bethel University in 2009 with a B.A. in Athletic Training and received a M.S. in Exercise Science from the University of Maine in 2011. He began his career, returning to his alma mater in 2011 as an Assistant Athletic Trainer for Bethel's Men's Ice Hockey and Men's Soccer teams.

Watson is a Certified Athletic Trainer with the National Athletic Trainers' Association, certified for Basic Life Support for Healthcare Providers and Professional Rescuers, certified in Sound Assisted Soft Tissue Mobilization, a Certified Orthopaedic Technologist and is a published author in the Journal of Comparative Exercise Physiology.

He and his wife, Maura, have a daughter, Mia, and reside in Woodbury.



MATT HARDER STRENGTH & CONDITIONING COACH

Matt Harder was named Minnesota Wild Strength and Conditioning Coach on July 12, 2022. He joined Minnesota after serving as the Strength and Conditioning coach for the Iowa Wild in 2021-22. The International Falls, Minn., native served as the Assistant Strength and Conditioning Coach/Assistant Athletic Trainer with the Arizona Coyotes in 2020-21. Before joining the Coyotes, he was the Head Strength and Conditioning Coach and Assistant Athletic Trainer for the Tucson Roadrunners in the American Hockey League (AHL) for four seasons (2016-20). Harder also served as Head Athletic Trainer and Strength and Conditioning Coach for the Manchester Monarchs in the ECHL in 2015-16.

He attended the University of North Dakota and graduated with a bachelor's in Athletic Training and Exercise Science in 2013 and a master's in Kinesiology in 2015. Harder is a certified athletic trainer and a certified strength and conditioning specialist.

He and his wife, Brittany, have a son, Niall, and a daughter, Anna.





TRAINING TEAM



TREY SAARI

ASSISTANT STRENGTH AND CONDITIONING COACH

Trey Saari is in his third season as an Assistant Strength and Conditioning Coach for the Minnesota Wild. He spent the previous three seasons as a Strength and Conditioning intern with the organization. Prior to joining the Wild, Saari spent one season as a Graduate Assistant Strength and Conditioning Coach for the men's hockey team at Michigan Technological University.

Saari earned a Master's degree in Kinesiology and Health from Miami University, while also serving as an Interim Strength and Conditioning Coach for the men's golf team. He earned a Bachelor's degree in Exercise Science from Michigan Technological University and served as an intern for the men's hockey team.

Saari and his fiancé, Ariana, live in Edina.



JONAS PLUMB

VIDEO COACH

Jonas Plumb is in his 12th season as Video Coach for the Minnesota Wild. He is in charge of organizing the team's video requirements during the season.

Prior to joining the Wild, Plumb worked for Hockey Canada in 2010-11, preparing video for various men's and women's tournaments. Plumb worked for the Swedish men's hockey team at the 2010 Winter Olympics and the National Hockey League's (NHL) Washington Capitals during the 2008-09 season. He has also spent time with the Western Hockey League's (WHL) Vancouver Giants, where he helped the team win the 2007 Memorial Cup and the 2006 WHL Championship. He and his fiancé, Kristen, live in Wayzata.



T.J. JINDRA

VIDEO COACH

T.J. Jindra is in his third season with the Minnesota Wild as a Video Coach and fourth with the organization after being hired as a Video Scouting Coordinator prior to the 2019-20 season. His responsibilities include working with the Wild's amateur scouts to collect and produce video to evaluate players for the NHL Draft, collaborating with the Wild's coaching staff to organize and create daily practice plans, assisting with on-ice practices and working alongside Jonas Plumb with the video replay system during all games and various video projects throughout the season.

Jindra brings extensive hockey knowledge to the Wild having served on several coaching staffs throughout a variety of hockey levels. He was an assistant coach at the Prep High School level with Shattuck St. Mary's, a volunteer assistant coach at the collegiate level with the University of Notre Dame (his alma mater) and an assistant coach with the University of Alaska Anchorage.

Jindra also served as an associate head coach with the University of St. Thomas, as the director of hockey operations for St. Cloud State University and was an assistant coach at the junior level with the United States Hockey League's (USHL) Madison Capitols.

He grew up in Faribault and currently resides in Minneapolis.

MEDICAL TEAM



SHELDON BURNS

MEDICAL DIRECTOR

Dr. Sheldon Burns is in his 22nd year as Medical Director for the Minnesota Wild. His duties with the Wild include serving as Head Team Physician, coordinating medical care for players and staff and organizing the club's medical staff. Dr. Burns is a board-certified specialist in Family Practice, Emergency Medicine and Sports Medicine.

Dr. Burns has served in official capacities at seven Olympic Games, two World Championships and three Goodwill Games, including working with the 1980 and 1984 Olympic hockey teams and the 1982 and 1983 United States World Championship hockey teams. He was the Team Physician for the 2008 United States Olympic Team in Beijing, China, and served in the same capacity for the United States at the 2004 Olympic Games in Athens, Greece. In 2007, Dr. Burns served as the Chief Medical Officer for the United States at the 24th International World University Games in Bangkok, Thailand, and was the Team Physician at the 2007 Tournament of Americas.

He also served as Deputy Commissioner of the International Olympic Committee's Medical Commission, which was responsible for all medical care at the Olympic Games in Atlanta, Sydney and Nagano. Dr. Burns is also the Medical Director of the NBA's Minnesota Timberwolves, the WNBA's Minnesota Lynx, and Team Physician for the NFL's Minnesota Vikings and the MLS's Minnesota United Loons. His practice is at Edina Family Physicians - Allina.

Dr. Burns has lectured on sports medicine in Europe, Asia and North America and has been recognized nationally and internationally for his work. He was awarded the NBA's Physician of the Year in 2005, named Minnesota's Family Physician of the Year in 2014 and named the NFL's Physician of the Year in 2019.

Born and raised in Grand Meadow, Minn., and a summer resident of Nisswa, Minn., he received his undergraduate degree from Hamline University in Saint Paul and earned his medical degree in 1974 from the University of Minnesota Medical School. Dr. Burns and Sharon live in Edina and have five children and nine grandchildren.



JOEL BOYD

ORTHOPEDIC SURGEON

Dr. Joel L. Boyd is in his 23rd year with the Minnesota Wild as Orthopedic Surgeon. In addition to his role with the Wild, he also serves as a Physician at TRIA Orthopaedic Center in Bloomington and is the Head Team Physician for the University of Minnesota Football team.

Dr. Boyd has also served as Team Physician for the NFL's Minnesota Vikings and is a United States Olympic Team Physician. He worked as an Olympic Team Physician for the United States men's and women's hockey teams in Nagano, Japan in 1998 and as a National Team Physician with USA Hockey at World Championships in Switzerland, Sweden and Germany. Dr. Boyd previously held the role of Co-Medical Director for the International Hockey League's (IHL) Minnesota Moose.

He completed his undergraduate work and received a Master of Science degree from Bucknell University and graduated from Temple University Medical School. Dr. Boyd completed his orthopedic training at the Cleveland Clinic Foundation and his fellowship training at the University of Western Ontario, Canada.





MEDICAL TEAM



BRAD NELSON

ASSISTANT TEAM ORTHOPEDIC SURGEON

Dr. Brad Nelson is in his 14th year with the Minnesota Wild as Assistant Team Orthopedic Surgeon, specializing in shoulder and knee surgery. In addition to his duties with the Wild, he is the Medical Director for the University of Minnesota Athletic Department, is an Associate Professor of Orthopedic Surgery at the University of Minnesota, and also works at TRIA Orthopaedic Center in Bloomington.

Dr. Nelson has worked as the Team Physician for multiple USA Hockey teams and tournaments, including the U.S. National Team Development Program and the Under-18 World Championship camp. Over the past 14 years, he has also worked as the Team Physician for numerous sports teams at the University of Minnesota, including the men's and women's ice hockey programs.

Raised in Little Falls, Minn., Dr. Nelson graduated from the University of Minnesota Medical School and spent his residency at the University of Colorado. He went to the United States Military Academy for the West Point Sports Medicine Fellowship, where he was an Orthopedic Surgeon and Team Physician for the men's hockey, football, basketball and baseball teams.

Among other affiliations, Nelson is a member of the American Orthopedic Society for Sports Medicine and has written multiple research articles and book chapters.



2022-2023

THE PLAYERS



NO 12

MATT
BOLDY

RIGHT WING

Shoots: Left
Ht: 6-2 • Wt: 210
Born: 4/5/21
Milford, MA, USA

2021-22 HIGHLIGHTS

- Finished eighth in voting for the Calder Trophy (6/21).
- Recorded three points (1-2=3) and 14 shots in five games for the United States at the 2022 IIHF World Championship.
- Tallied first career playoff goal in Game 4 of 2022 First Round at STL (5/8, Binnington).
- Made Stanley Cup Playoff debut in Game 1 of 2022 First Round vs. STL (5/2).
- Ranked T-1st in assists, second in points and T-3rd in goals by Wild rookie in a season.
- Set franchise rookie record with 10-game point streak (3-9=12, 4/10-4/26) - longest point streak by NHL rookie in 2021-22.
- Tallied a point in 12 of last 14 games played (3-12=15).
- Led NHL rookies in points/game (0.83), ranked fourth in plus/minus rating, fifth in shooting percentage, T-5th in PPG, T-7th in PPP (10), eighth in PPA (7), T-9th in assists, 10th in scoring and T-10th in goals.
- Ranked second in scoring, T-2nd in assists and T-3rd in goals among NHL rookies after making NHL debut (1/6).
- Notched career-high eight shots at NSH (4/24) - tied Wild rookie record.
- Tallied hat trick and franchise rookie record four points (3-1=4) vs. DET (2/14). Point total included 3 PPP (2-1=3) tying team rookie record.
- Collected 10 points (4-6=10) in first 10 games - most by a Wild rookie.
- Notched first career PPG and assist vs. MTL (1/24).
- Tallied GWG and first career NHL assist for first career multi-point game (1-1=2) vs. ANA (1/14).
- Skated career-high 20:54 vs. WSH (1/8).
- Recorded four shots and GWG in NHL debut at BOS (1/6, Swayman). Fourth player in Wild history to record GWG in debut and 10th player to score a goal.

CAREER

- Recorded a point in 11 of 14 games played with Iowa including seven multi-point games and two GWG in 2020-21.
- Ranked sixth in the AHL in points/game (1.29) among players that played at least 10 games in 2020-21.
- Led Boston College in scoring, goals, assists, PPP (9) and shots on goal (71) in 2020-21. Recorded eight multi-point games.
- Ranked T-1st in NCAA with three SHG and T-11th in scoring and assists in 2020-21.
- 2021 Hobey Baker Award Top Ten Finalist.
- Named Hockey East Co-Player of Week (3/8/21 and 2/15/21).
- Tallied seven points (5-2=7) in seven games to help United States win the gold medal at the 2021 IIHF World Junior Championship.
- Led tournament with three PPG. Ranked T-1st on team in goals, second in TOI/game (18:31) and T-4th in scoring.
- Ranked T-2nd among NCAA freshmen in shots on goal (101) in 2019-20.
- Ranked third on team in shots, fourth in assists and fifth in scoring in 2019-20. Ranked T-2nd among team forwards in blocked shots (15).
- Recorded 20 points (8-12=20) in last 14 contests of freshman season.
- Named Hockey East Player of Week (11/30/19).
- Tallied GWG in first collegiate game vs. Wisconsin (10/11/19).
- Ranked third in tournament scoring with 12 points (3-9=12) in seven contests as the United States earned a bronze medal at the 2019 IIHF Under-18 World Championship.
- Led United States National Under-18 Team in SHG (4), ranked second in PPG (10), third in goals and fourth in assists and scoring in 2018-19.
- Ranked second on Team USA in goals and scoring, T-2nd in GWG (2) and assists and third in PPG (4) and shots on goal (97) in 28 games in the USHL in 2018-19.

STATE OF HOCKEY X 2022-2023 MINNESOTA WILD TEAM GUIDE

- Notched a 10-game point streak (5-12=17, 12/1/18-2/27/19) and collected 14 multi-point games in 2018-19.
- Named Player of the Game at the 2018 USA Hockey All-American Prospects Game at Xcel Energy Center after tallying three points (2-1=3) for Team Langenbrunner (9/19/18).
- Led United States National Under-17 Team in scoring and assists and ranked second in goals in 2017-18.
- Helped United States win gold medal at the 2017 World Under-17 Hockey Challenge. Ranked third in tournament scoring with nine points (3-6=9) in six games.

CAREER TRANSACTIONS

- Selected by Minnesota in the first round (12th overall) of the 2019 NHL Draft.
- Signed through 2022-23 season. Becomes a restricted free agent 2023-24.

BOLDY VS. NHL

TEAM	GP	G	A	PTS	+/-	PIM	TEAM	GP	G	A	PTS	+/-	PIM	TEAM	GP	G	A	PTS	+/-	PIM
ANA	1	1	1	2	2	0	EDM	2	1	2	3	4	2	PIT	1	0	2	2	0	0
ARI	1	0	1	1	-1	0	FLA	1	0	0	0	0	2	SEA	1	0	1	1	0	0
BOS	2	1	0	1	1	0	LA	1	1	1	2	1	0	SJ	1	1	1	2	1	0
BUF	1	0	1	1	-1	0	MIN	-	-	-	-	-	-	STL	1	0	1	1	-1	0
CAR	1	0	0	0	2	2	MTL	2	2	1	3	2	0	TB	-	-	-	-	-	-
CGY	3	0	1	1	0	2	NJ	-	-	-	-	-	-	TOR	1	0	1	1	0	0
CHI	4	0	1	1	0	0	NSH	2	1	1	2	2	2	VAN	2	0	1	1	2	0
CBJ	2	0	0	0	0	0	NYI	1	1	1	2	1	0	VGK	1	0	0	0	0	0
COL	3	0	1	1	1	0	NYR	2	0	2	2	1	0	WAS	1	0	0	0	2	0
DAL	2	0	1	1	0	0	OTT	1	0	0	0	-1	0	WPG	2	0	0	0	-4	0
DET	2	5	1	6	-1	0	PHI	2	1	1	2	4	0							

BOLDY'S PROFESSIONAL CAREER

SEASON	TEAM	LEAGUE	GP	G	A	PTS	+/-	PIM	PP	SH	GW	S	S%	BS	H	TOI	FO%
2017-18	U.S. National U-18	USHL	34	12	23	35	9	14	-	-	-	-	-	-	-	-	-
2018-19	U.S. National U-18	USHL	28	17	26	43	14	16	-	-	-	-	-	-	-	-	-
2019-20	Boston College	H-East	34	9	17	26	16	8	-	-	-	-	-	-	-	-	-
2020-21	Iowa	AHL	14	6	12	18	5	2	-	-	-	-	-	-	-	-	-
	Boston College	H-East	22	11	20	31	15	4	-	-	-	-	-	-	-	-	-
2021-22	MINNESOTA	NHL	47	15	24	39	17	10	3	0	2	113	13.3	24	3	5:22	37.5
	Iowa	AHL	10	4	6	10	0	6	2	0	0	36	11.1	-	-	-	-
WILD/NHL TOTALS			47	15	24	39	17	10	3	0	2	113	13.3	24	3	5:22	37.5

BOLDY'S PROFESSIONAL PLAYOFF CAREER

SEASON	TEAM	LEAGUE	GP	G	A	PTS	+/-	PIM	PP	SH	GW	S	S%	BS	H	TOI	FO%
2017-18	U.S. National U-18	USHL	8	4	4	8	-	8	-	-	-	-	-	-	-	-	-
2021-22	MINNESOTA	NHL	6	1	0	1	-1	4	0	0	0	13	7.7	3	3	13:19	75.0
NHL/WILD TOTALS			6	1	0	1	-1	4	0	0	0	13	7.7	3	3	13:19	75.0

BOLDY'S CAREER HIGHLIGHTS

Goals, Game: 3 - vs. DET, 2/14/22

Assists, Game: 2 - vs. PIT, 3/31/22

Points, Game: 4 - vs. DET, 2/14/22

PIM, Game: 2 - five times

+/-, Game: 2 - eight times

Shots, Game: 8 - at NSH, 4/24/22

TOI, Game: 20:54 - vs. WSH, 1/8/22

Goal Streak: 2g - 4/17-4/19/22

Assist Streak: 5g - 4/10-4/17/22

Point Streak: 10g - 4/10-4/26/22

Career Hat Tricks: One

Career Shootout: 27-55

PERSONAL

- Enjoys playing golf and wake surfing in the summer.
- Favorite hockey memory is his first NHL game.

2022-2023 MINNESOTA WILD TEAM GUIDE X STATE OF HOCKEY



MATT BOLDY

NO 12

2021-22 HIGHLIGHTS

- Ranked T-1st among team defensemen in scoring during 2022 playoffs.
- Set career highs in points, PPA (6) and shots on goal.
- Led team in TOI/game, SHTOI and blocked shots.
- Ranked T-2nd among team defensemen in scoring.
- Tied career high with seven blocked shots vs. VAN (3/24).
- Tallied goal, four shots and 1,000th career blocked shot at VAN (10/26) – second player in franchise history to reach milestone (Spurgeon).

CAREER

- Set career high in goals and tied career best in GWG in 2020-21.
- Led team in TOI/game and SHTOI/game, ranked second in blocked shots in 2020-21. Led team defensemen in goals and ranked second in scoring.
- Ranked T-7th among NHL defensemen in goals in 2020-21.
- Recorded consecutive multi-point games for first time in career (2-2=4, 5/1-5/3/21) and second career goal streak.
- Played in 600th career NHL game at SJ (4/24/21) – fifth player/fourth defenseman in franchise history to reach milestone.
- Set career high in assists in 2019-20.
- Led team in blocked shots and shorthanded points (2), ranked second in plus/minus rating and fourth in assists in 2019-20.
- Blocked career-high seven shots at EDM (2/21/20).
- Notched two assists at TB (12/5/19) including 100th career assist – sixth defenseman in team history to reach milestone.
- Set career highs in plus/minus rating, PIM and blocked shots in 2017-18.
- Led team in plus/minus rating (T-10th among NHL defensemen) and blocked shots, and ranked fourth in TOI/game in 2017-18.
- Tallied goal at SJ (4/7/18) for 100th career NHL point.
- Ranked third on team in blocked shots and fourth in TOI/game in 2015-16.
- Set career high in TOI/game in 2014-15.
- Led team in blocked shots, ranked T-1st in plus/minus rating (T-9th among NHL defensemen) and second in TOI/game (18th in NHL, no one younger had a higher TOI/game) in 2014-15.
- Set career high in PPG in 2013-14. Ranked second on team in blocked shots.
- As the youngest defenseman in the NHL in 2012-13, led rookies in TOI/game – 1:38 more than any other rookie. Total was second-highest by a rookie in franchise history.
- Named to the 2013 NHL All-Rookie Team. Finished fourth in Calder Memorial Trophy voting (first among defensemen).
- Led NHL rookie defensemen in takeaways (18) and ranked fourth in blocked shots in 2012-13.
- Scored first career NHL goal and recorded plus-2 rating vs. COL (3/14/13, Varlamov).
- Tallied an assist and skated 19:05 in NHL debut at DET (1/25/13).
- Netted four assists in 42 regular games and two goals in 14 playoff games to help Farjestad BK Karlstad win 2011 playoff championship.
- Has participated in six international tournaments for Sweden.
- Tallied three points (1-2=3) and a plus-6 rating in 10 games to help Sweden win the gold medal at 2017 IIHF World Championship.
- Scored one goal in seven games for Sweden at the 2012 IIHF World Championship.
- Notched four assists as Sweden won gold at the 2012 IIHF World Junior Championship.
- Helped Sweden earn silver medals at the 2010 and 2011 IIHF Under-18 World Championships.
- Represented Sweden at 2010 World Under-17 Hockey Challenge.

PLAYOFF HIGHLIGHTS

- Ranks T-1st in games played, second in blocked shots and third in scoring and assists in franchise history among defensemen in the playoffs.
- Ranked T-1st on team in assists and points and third in blocked shots during 2021 playoffs.
- Ranked T-1st on team in plus/minus rating, T-2nd among team defensemen in scoring and third in blocked shots during 2016 playoffs.
- Registered first career playoff goal and multi-point game (1-1=2) in Game 6 of 2016 First Round vs. DAL (4/24/16, Lehtonen).
- Ranked second on team in TOI/game and third in blocked shots during 2015 playoffs.

- Tallied assist for first career playoff point in Game 1 of 2014 First Round at COL (4/17/14).
- Made Stanley Cup Playoff debut in 2013 and ranked second on the team in TOI/game and blocked shots. Led NHL rookies and ranked 10th in the NHL in TOI/game.

CAREER TRANSACTIONS

- Selected by Minnesota in the first round (10th overall) of the 2011 NHL Draft.
- Signed through 2027-28. Becomes an unrestricted free agent 2028-29.

BRODIN VS. NHL

TEAM	GP	G	A	PTS	+/-	PIM	TEAM	GP	G	A	PTS	+/-	PIM	TEAM	GP	G	A	PTS	+/-	PIM
ANA	30	2	6	8	-1	16	EDM	26	0	5	5	4	4	PIT	16	2	7	9	0	2
ARI	33	3	6	9	11	10	FLA	14	2	7	9	3	2	SEA	3	0	0	0	2	0
BOS	13	0	3	3	2	4	LA	32	3	8	11	6	8	SJ	33	3	4	7	1	4
BUF	14	1	3	4	4	8	MIN	-	-	-	-	-	-	STL	40	3	9	12	-1	10
CAR	15	0	4	4	8	2	MTL	15	0	3	3	0	4	TB	14	0	3	3	4	0
CGY	27	1	4	5	7	10	NJ	14	0	3	3	-1	4	TOR	16	0	2	2	-2	6
CHI	30	2	3	5	-2	10	NSH	36	3	2	5	-14	10	VAN	26	2	9	11	3	12
CBJ	18	0	5	5	-2	2	NYI	13	3	3	6	7	4	VGK	18	3	9	12	4	2
COL	46	3	11	14	-8	18	NYR	14	1	2	3	3	0	WAS	11	0	2	2	-4	0
DAL	34	0	10	10	1	20	OTT	16	2	6	8	3	8	WPG	33	3	8	11	2	14
DET	18	1	4	5	16	2	PHI	13	1	4	5	2	2							

BRODIN'S CAREER STATISTICS

SEASON	TEAM	LEAGUE	GP	G	A	PTS	+/-	PIM	PP	SH	GW	S	S%	BS	H	TOI
2012-13	MINNESOTA	NHL	45	2	9	11	3	10	1	0	0	51	3.9	60	17	23:12
	Houston	AHL	9	2	2	4	2	4	0	0	0	13	15.4	-	-	-
2013-14	MINNESOTA	NHL	79	8	11	19	0	22	3	0	0	74	10.8	117	33	23:54
2014-15	MINNESOTA	NHL	71	3	14	17	21	8	0	0	1	95	3.2	128	31	24:10
2015-16	MINNESOTA	NHL	68	2	5	7	-5	18	0	0	0	58	3.4	110	34	20:25
2016-17	MINNESOTA	NHL	68	3	22	25	5	20	2	0	2	85	3.5	89	20	19:34
2017-18	MINNESOTA	NHL	73	6	15	21	23	30	0	0	1	77	7.8	139	34	21:36
2018-19	MINNESOTA	NHL	82	4	14	18	-15	30	0	1	2	111	3.6	135	61	20:33
2019-20	MINNESOTA	NHL	69	2	26	28	15	24	0	0	0	103	1.9	112	41	21:33
2020-21	MINNESOTA	NHL	53	9	14	23	2	18	1	0	2	79	11.4	99	35	22:26
2021-22	MINNESOTA	NHL	73	5	25	30	9	18	1	0	1	126	4.0	126	42	23:26
WILD/NHL TOTALS			681	44	155	199	58	198	8	1	9	859	5.1	1,115	348	22:03

BRODIN'S CAREER PLAYOFF STATISTICS

SEASON	TEAM	LEAGUE	GP	G	A	PTS	+/-	PIM	PP	SH	GW	S	S%	BS	H	TOI
2012-13	MINNESOTA	NHL	5	0	0	0	-3	0	0	0	0	3	0.0	13	7	26:23
2013-14	MINNESOTA	NHL	13	0	2	2	3	12	0	0	0	11	0.0	16	9	23:38
2014-15	MINNESOTA	NHL	10	0	0	0	-2	0	0	0	0	3	0.0	17	8	21:53
2015-16	MINNESOTA	NHL	6	1	2	3	3	0	0	0	0	1	100.0	15	2	20:36
2016-17	MINNESOTA	NHL	5	0	1	1	-3	0	0	0	0	5	0.0	7	1	19:00
2017-18	MINNESOTA	NHL	5	0	2	2	-3	2	0	0	0	9	0.0	11	2	24:42
2019-20	MINNESOTA	NHL	4	0	2	2	1	0	0	0	0	8	0.0	3	3	23:48
2020-21	MINNESOTA	NHL	7	0	3	3	0	2	0	0	0	5	0.0	13	13	19:43
2021-22	MINNESOTA	NHL	6	1	2	3	-2	2	0	0	0	11	9.1	8	1	22:55
WILD/NHL TOTALS			61	2	14	16	-6	18	0	0	0	56	3.6	103	46	22:28

BRODIN'S CAREER HIGHLIGHTS

Goals, Game: 1 – 44 times	+/-, Game: 4 – two times	Assist Streak: 4g – 2/16-2/22/15
Assists, Game: 3 – two times	Shots, Game: 7 – vs. COL, 11/19/16	Point Streak: 4g – 2/16-2/22/15
Points, Game: 3 – two times	TOI, Game: 31:54 – at ARI, 12/13/14	Career Hat Tricks: None
PIM, Game: 4 – eight times	Goal Streak: 2g – two times	Career Shootout: 0-0

PERSONAL

- Call of Duty is his favorite video game to play.
- He enjoys playing pickleball and bass fishing during the off-season.
- He has been collecting his game jerseys since he was 10 years old.
- His favorite hockey memory is his first NHL goal.



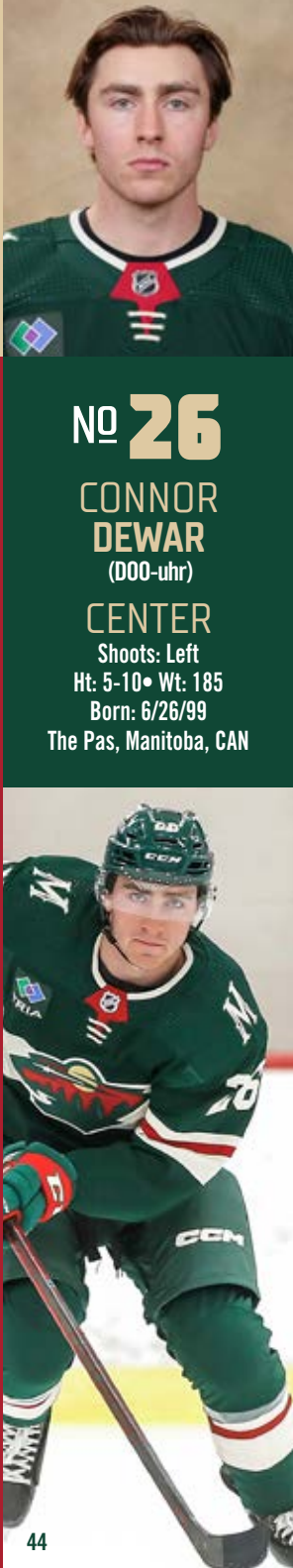
JONAS BRODIN

NO 25

NO 25

JONAS BRODIN
(JOE-nuhs broh-DEEN)
DEFENSEMAN

Shoots: Left
Ht: 6-2 • Wt: 194
Born: 7/12/93
Karlstad, SWE



NO 26

CONNOR DEWAR

(D00-uhr)

CENTER

Shoots: Left

Ht: 5-10 • Wt: 185

Born: 6/26/99

The Pas, Manitoba, CAN

2021-22 HIGHLIGHTS

- Made Stanley Cup Playoff debut in Game 6 of 2022 First Round vs. STL (5/12/22).
- Tied career-high with six faceoff wins (out of 9) vs. SJ (4/17).
- Recorded career-high five hits vs. DAL (3/6).
- Registered career-high four shots at BUF (3/4).
- Notched goal and set career highs with plus-3 rating and 12:45 of TOI at EDM (2/20).
- Blocked career-best five shots at WPG (2/8) to tie franchise record for most blocked shots by a rookie forward (Eriksson Ek).
- Tallied first career NHL goal (GWG) and multi-point game (1-1=2) vs. MTL (1/24, Primeau).
- Recorded career-high 15 PIM at CHI (1/21).
- Notched first career NHL point (assist) at BOS (1/6).
- Registered four hits, two shots and two PIM in 8:44 of TOI in NHL debut at SEA (10/28).

CAREER

- Led team in PPG (4) and shorthanded goals (1), ranked T-1st in goals and second in scoring in 2020-21.
- Goal total ranked T-19th in the AHL in 2020-21.
- Led rookies and ranked fourth on team in plus/minus rating in 2019-20.
- Ranked T-9th among AHL rookies in plus/minus rating (T-3rd among rookie forwards) in 2019-20.
- Ranked T-2nd among team rookies in goals and third in scoring and assists in 2019-20.
- Ranked second on team in scoring and T-2nd in goals during 2019 Calder Cup Playoffs.
- Signed a three-year, entry-level contract with Minnesota (3/5/19).
- Served as team captain in 2018-19.
- Led team in assists, points and shots on goal (309), ranked T-1st in PPG (12), second in GWG (8) and third in goals in 2018-19.
- Ranked fourth in the WHL in shots on goal, T-9th in GWG, T-13th in points and T-15th in PPG in 2018-19.
- Recipient of Silvertips Most Valuable Player Award and named to the 2018-19 Western Conference All-Star First Team.
- Played in the 2018 CIBC Canada Russia Series.
- Led WHL with a plus-24 rating in the playoffs, ranked second on team in goals and scoring and T-2nd in assists as Everett advanced to the WHL Championship Series in 2017-18.
- Led team in goals, ranked T-1st in PPG (16) and GWG (6), third in shots on goal (267), T-3rd with a plus-23 rating and fourth in scoring in 2017-18.
- Ranked T-8th in WHL in PPG and T-20th in goals in 2017-18.
- Served as an alternate captain and received Silvertips Most Dedicated Player Award in 2017-18.
- Received Silvertips Booster Club FIERCE Predator Award in 2016-17.
- One of two players to appear in every game with Everett in 2015-16.
- Named Silvertips Rookie of the Year in 2015-16.

CAREER TRANSACTIONS

- Selected by Minnesota in the third round (92nd overall) of the 2018 NHL Draft.
- Signed through 2023-24 season. Becomes a restricted free agent 2024-25.

DEWAR VS. NHL

TEAM	GP	G	A	PTS	+/-	PIM	TEAM	GP	G	A	PTS	+/-	PIM	TEAM	GP	G	A	PTS	+/-	PIM
ANA	1	0	0	0	0	0	EDM	1	1	0	1	3	0	PIT	1	0	0	0	-1	2
ARI	-	-	-	-	-	-	FLA	1	0	0	0	0	0	SEA	2	0	0	0	-1	2
BOS	1	0	1	1	0	0	LA	-	-	-	-	-	-	SJ	1	0	0	0	1	0
BUF	1	0	0	0	-1	0	MIN	-	-	-	-	-	-	STL	-	-	-	-	-	-
CAR	1	0	0	0	0	0	MTL	2	1	1	2	1	2	TB	-	-	-	-	-	-
CGY	2	0	0	0	-3	2	NJ	-	-	-	-	-	-	TOR	1	0	0	0	-1	0
CHI	4	0	1	1	1	15	NSH	2	0	1	1	-1	0	VAN	1	0	0	0	1	0
CBJ	1	0	0	0	0	0	NYI	1	0	0	0	0	0	VGK	-	-	-	-	-	-
COL	2	0	0	0	-3	0	NYR	1	0	0	0	0	0	WAS	1	0	0	0	0	0
DAL	1	0	0	0	0	0	OTT	2	0	0	0	0	2	WPG	2	0	0	0	0	0
DET	1	0	0	0	0	0	PHI	1	0	0	0	0	0							

DEWAR'S PROFESSIONAL CAREER

SEASON	TEAM	LEAGUE	GP	G	A	PTS	+/-	PIM	PP	SH	GW	S	S%	BS	H	TOI	FO%
2015-16	Everett	WHL	72	11	7	18	-1	24	2	1	4	-	-	-	-	-	-
2016-17	Everett	WHL	71	14	16	30	-3	37	1	2	1	-	-	-	-	-	-
2017-18	Everett	WHL	68	38	30	68	23	47	16	0	6	267	14.2	-	-	-	-
2018-19	Everett	WHL	59	36	45	81	27	60	12	1	8	309	11.6	-	-	-	-
2019-20	Iowa	AHL	52	6	13	19	10	22	0	1	0	70	8.6	-	-	-	-
2020-21	Iowa	AHL	32	12	11	23	6	13	4	1	2	75	16.0	-	-	-	-
2021-22	MINNESOTA	NHL	35	2	4	6	-4	25	0	0	1	44	4.5	22	48	9:54	46.6
	Iowa	AHL	19	8	9	17	9	17	1	2	0	72	11.1	-	-	-	-
WILD/NHL TOTALS			35	2	4	6	-4	25	0	0	1	44	4.5	22	48	9:54	46.6

DEWAR'S PROFESSIONAL PLAYOFF CAREER

SEASON	TEAM	LEAGUE	GP	G	A	PTS	+/-	PIM	PP	SH	GW	S	S%	BS	H	TOI	FO%
2015-16	Everett	WHL	9	1	0	1	-2	2	0	0	0	-	-	-	-	-	-
2016-17	Everett	WHL	10	1	1	2	-2	6	0	0	0	-	-	-	-	-	-
2017-18	Everett	WHL	22	12	14	26	24	24	0	1	1	106	11.3	-	-	-	-
2018-19	Everett	WHL	9	5	5	10	2	10	0	1	1	43	11.6	-	-	-	-
2021-22	MINNESOTA	NHL	1	0	0	0	0	0	0	0	0	1	0.0	0	0	10:39	50.0
WILD/NHL TOTALS			1	0	0	0	0	0	0	0	0	1	0.0	0	0	10:39	50.0

DEWAR'S CAREER HIGHLIGHTS

Goals, Game: 1 – two times

Assists, Game: 1 – four times

Points, Game: 2 – vs. MTL, 1/24/22

PIM, Game: 15 – at CHI, 1/21/22

+/-, Game: 3 – at EDM, 2/20/22

Shots, Game: 4 – at BUF, 3/4/22

TOI, Game: 12:45 – at EDM, 2/20/22

Goal Streak: None

Assist Streak: None

Point Streak: None

Career Hat Tricks: None

Career Shootout: 0-0

PERSONAL

- Has two basset hounds, Larry and Frank.
- Rainbow Six Siege is his favorite video game.
- His favorite TV show is Curb Your Enthusiasm.
- His favorite hockey memory is winning the Grub Box Cup while player in The Pas Minor Hockey Association.



CONNOR DEWAR

NO 26



2021-22 HIGHLIGHTS

- Made Stanley Cup Playoff debut in Game 1 of 2022 First Round vs. STL (5/2) and appeared in all six games of the series.
- Ranked second among NHL rookies in PIM and third in hits.
- Led team in PIM (4th in NHL) and ranked third in hits.
- Ranked second in team history in games played, hits and PIM by a rookie.
- Recorded career high 17 PIM vs. COL (4/29) and at COL (10/30).
- Notched career-high seven hits at CHI (2/2) and vs. CBJ (3/26).
- Tied career best with plus-3 rating vs. MTL (1/24).
- Led team with six hits at VGK (11/11).
- Tallied GWG and assist for first career multi-point game and career bests with plus-3 rating and 15:14 in TOI vs. NYI (11/7).
- Recorded career-best, three-game point streak (1-2=3, 10/23-10/26).
- Tallied first career NHL point with a goal and career-best five shots vs. ANA (10/23, Gibson).

CAREER

- Led Iowa in GWG and ranked T-2nd in plus/minus rating in 2020-21.
- One of two players on Iowa to play in every game in 2019-20.
- Ranked second among AHL rookies in PIM in 2019-20.
- Ranked second among team rookies in scoring and assists and T-2nd in goals in 2019-20.
- Led team in PIM and faceoff % (.595), ranked third in scoring, fourth in assists and fifth with a plus-15 rating in 2018-19.
- Named to the 2018-19 Hockey East All-Star Third Team.
- Recorded 15 points (5-10=15) in last 17 games with Providence in 2018-19.
- Ranked T-1st on the Friars (T-2nd in Hockey East) in PIM, T-3rd in assists, fourth in scoring and T-4th with a plus-13 rating in 2017-18.
- Named to the Hockey East All-Tournament Team in 2017-18.
- Led Providence and ranked third among Hockey East freshmen in PIM in 2016-17.
- Ranked third among team freshmen in goals and T-3rd in scoring in 2016-17.
- Scored first collegiate goal vs. Clarkson (10/21/16).
- Began 2015-16 season in Russia playing with the Chicago Steel at international tournament and helped the Steel win the bronze medal in the Junior Club World Cup.
- Led Tri-City in PIM, ranked T-3rd in goals and T-4th in scoring in 2015-16.
- Tri-City won 2016 Clark Cup Championship.
- Played for the Merritt Centennials in the BCHL in 2014-15.
- Played for the Pursuit of Excellence Academy in British Columbia for two seasons (2012-14).

CAREER TRANSACTIONS

- Selected by Minnesota in the fourth round (106th overall) of the 2016 NHL Draft.
- Signed through 2022-23 season. Becomes a restricted free agent 2023-24.

DUHAIME VS. NHL

TEAM	GP	G	A	PTS	+/-	PIM
ANA	3	1	0	1	0	5
ARI	3	0	0	0	-1	5
BOS	1	0	0	0	0	5
BUF	2	0	0	0	-2	2
CAR	2	0	0	0	-1	0
CGY	3	0	0	0	0	8
CHI	4	1	1	2	1	5
CBJ	2	0	0	0	0	0
COL	4	0	0	0	-3	36
DAL	4	0	2	2	-1	13
DET	2	0	0	0	0	7

TEAM	GP	G	A	PTS	+/-	PIM
EDM	3	1	0	1	3	2
FLA	2	0	0	0	-2	0
LA	3	0	0	0	0	5
MIN	-	-	-	-	-	-
MTL	2	0	0	0	3	0
NJ	2	0	0	0	-1	2
NSH	4	0	1	1	0	11
NYI	2	2	1	3	3	0
NYR	2	0	0	0	-1	0
OTT	2	0	0	0	0	5
PHI	2	0	0	0	-2	0

TEAM	GP	G	A	PTS	+/-	PIM
PIT	2	0	0	0	0	4
SEA	3	0	0	0	-2	5
SJ	3	0	1	1	0	0
STL	3	0	0	0	-1	0
TB	2	1	0	1	-1	2
TOR	2	0	0	0	0	0
VAN	3	0	2	2	2	0
VGK	3	0	2	2	3	0
WAS	1	0	0	0	0	0
WPG	4	0	1	1	1	0

DUHAIME'S PROFESSIONAL CAREER

SEASON	TEAM	LEAGUE	GP	G	A	PTS	+/-	PIM	PP	SH	GW	S	S%	BS	H	TOI	FO%
2016-17	Providence	H-East	35	4	8	12	-9	45	2	0	0	67	6.0	-	-	-	-
2017-18	Providence	H-East	40	7	19	26	12	64	1	0	2	90	7.8	-	-	-	-
2018-19	Providence	H-East	42	11	23	34	15	53	2	0	3	101	10.9	-	-	-	-
2019-20	Iowa	AHL	63	6	14	20	4	71	1	0	0	100	6.0	-	-	-	-
2020-21	Iowa	AHL	24	6	3	9	7	32	0	0	3	57	10.5	-	-	-	-
2021-22	MINNESOTA	NHL	80	6	11	17	-2	122	0	0	1	91	6.6	18	201	10:13	28.6
WILD/NHL TOTALS			80	6	11	17	-2	122	0	0	1	91	6.6	18	201	10:13	28.6

DUHAIME'S PROFESSIONAL PLAYOFF CAREER

SEASON	TEAM	LEAGUE	GP	G	A	PTS	+/-	PIM	PP	SH	GW	S	S%	BS	H	TOI
2021-22	MINNESOTA	NHL	6	0	0	0	-2	2	0	0	0	6	0.0	2	7	7:08
WILD/NHL TOTALS			6	0	0	0	-2	2	0	0	0	6	0.0	2	7	7:08

DUHAIME'S CAREER HIGHLIGHTS

Goals, Game: 1 – six times
 Assists, Game: 1 – 11 times
 Points, Game: 2 – vs. NYI, 11/7/21
 PIM, Game: 17 – two times

+/-, Game: 3 – two times
 Shots, Game: 5 – vs. ANA, 10/23/21
 TOI, Game: 15:14 – vs. NYI, 11/7/21
 Goal Streak: None

Assist Streak: 2g – 10/24-10/26/21
 Point Streak: 3g – 10/23-10/26/21
 Career Hat Tricks: None
 Career Shootout: 0-0

PERSONAL

- Instagram and Twitter: BrandonDuhaim9
- He enjoys spear fishing and golfing during the off-season.
- His favorite hockey memory is winning the Clark Cup in juniors.

NO 21

BRANDON
DUHAIME

(doo-HAYM)

RIGHT WING

Shoots: Left
 Ht: 6-2 • Wt: 203
 Born: 5/22/97
 Parkland, FL, USA

2021-22 HIGHLIGHTS

- Ranked second on team in TOI/game.
- Scored game-opening goal vs. PHI (3/29) to tie franchise record for most game-opening goals by a defenseman (12).
- Played in 500th career NHL game at NYR (1/28) - fourth defenseman/seventh player in Wild history to reach milestone.
- Registered career-best, four-game assist streak (1-4=5, 10/30-11/7).
- Tallied assist for 200th career NHL point at COL (10/30) - third defenseman in team history to reach milestone.
- Tallied GWG at VAN (10/26) to move into second place in franchise history in GWG by a defenseman.
- Tied career high with nine shots vs. WPG (10/19).
- Named alternate captain (9/25).

CAREER

- Finalist for 2021 Bill Masterton Memorial Trophy.
- Recorded GWG and assist in 4-3 OT win vs. LA (2/27/21) to become franchise leader in overtime goals (6).
- Recipient of 2020 King Clancy Memorial Trophy (9/6/20).
- Ranked second on team in shots on goal and hits, third in TOI/game and fourth in blocked shots in 2019-20.
- Recorded 100th career NHL assist vs. CAR (11/16/19) to become fifth defenseman in franchise history to reach milestone.
- Led NHL defensemen in goals (19) and ranked T-1st in PPG (8) during 2018 calendar year.
- Set career highs in games played, goals, points, GWG, assists, PPA (10), TOI/game, shots, hits and blocked shots in 2017-18. Point total ranked third all-time among team defensemen.
- Ranked T-1st among NHL defensemen in overtime goals (2), T-4th in GWG, T-10th in goals and 19th in scoring in 2017-18.
- Ranked second on team in plus/minus rating and hits, T-2nd in GWG, third in TOI/game and assists, fourth in blocked shots, T-4th in multi-point games (10) and fifth in scoring in 2017-18.
- Tallied career-high four points (1-3=4) vs. DAL (3/29/18) - franchise record for points in a game by a defenseman.
- Led team defensemen in goals and ranked T-6th among NHL defensemen in PPG in 2016-17. Ranked third on team in TOI/game and PIM, T-3rd in PPG and fifth in hits and blocked shots.
- Finished T-3rd on team in PPG and fourth in PIM in 2015-16. Ranked second among team defensemen in goals and shots and third in scoring.
- Ranked T-8th in PPG and T-13th in GWG among NHL defensemen in 2015-16.
- Registered nine shots at TB (1/2/16) to set franchise record for most shots in a game by a defenseman.
- Tallied GWG in consecutive games for first career goal streak (12/3-12/5/15).
- Led NHL rookie defensemen in plus/minus rating, ranked third in goals and fifth in scoring and shots on goal in 2014-15.
- Tallied first career overtime goal and blocked career-high five shots at NSH (3/17/15). Fastest overtime goal scored on the road in team history (22 seconds).
- Recorded two assists and plus-4 rating in 2015 AHL All-Star Game (1/26/15).
- Collected first NHL assist vs. CAR (10/24/13).
- Recorded first career NHL goal vs. DAL (10/12/13, Ellis).
- Made NHL debut vs. ANA (10/5/13) to become second-youngest defenseman to make Wild debut (19 years, 72 days).
- Led the WHL in plus/minus rating and WHL defensemen in goals and ranked second in scoring during 2014 playoffs.
- Began 2012-13 season with Minnesota but did not appear in a game before he was reassigned to Red Deer (1/12/13).
- Tallied two points (1-1=2) and a plus-8 rating in 10 games as Canada won the gold medal at 2016 IIHF World Championship. Ranked T-4th among tournament defensemen in plus/minus rating.
- Served as an alternate captain, recorded an assist and led team defensemen with a plus-4 rating in seven games with Team Canada at 2014 IIHF World Junior Championship.
- Captain of Team Canada at 2012 IIHF Under-18 World Championship. Recorded tournament-best 12 points (5-7=12) in seven games and named Best Defenseman of tournament as Canada captured the bronze medal.
- Captained Canada at the 2011 Under-18 Ivan Hlinka Memorial Tournament and recorded three points (2-1=3) in five games to help Canada capture gold.
- Led WHL defensemen in goals and ranked sixth in points in 2011-12. His nine PPG led Red Deer.
- Named WHL rookie of the year in 2010-11. Led team rookies in goals, points and plus/minus rating (plus-24). His plus/minus rating ranked second among WHL rookies.

PLAYOFF HIGHLIGHTS

- Led team in PIM, ranked T-1st in scoring and second in TOI/game and hits during 2021 playoffs.
- Notched an assist and playoff career best plus-3 rating in Game 5 of 2021 First Round at VGK (5/24/21).
- Tallied goal and franchise record eight blocked shots in Game 2 of 2021 First Round at VGK (5/18/21).
- Led team in TOI/game and blocked shots and ranked second in shots on goal during 2020 playoffs.
- Led team in TOI/game (fifth in NHL) and ranked second in hits during 2018 playoffs.
- Tallied GWG in Game 3 of 2018 First Round vs. WPG (4/15/18).

- Led team in hits and ranked third in TOI/game during 2017 playoffs.
- Ranked T-1st in scoring among team defensemen, T-1st on team in PPG and second in hits during 2015 playoffs.
- Led NHL rookie defensemen in hits and shots on goal and ranked T-1st among all NHL defensemen in PPG in 2015 playoffs.
- Registered PPG in Stanley Cup Playoff debut in Game 1 of 2015 First Round at STL (4/16/15, Allen).

CAREER TRANSACTIONS

- Selected by Minnesota in the first round (seventh overall) of the 2012 NHL Draft.
- Signed through 2022-23. Becomes an unrestricted free agent 2023-24.

DUMBA VS. NHL

TEAM	GP	G	A	PTS	+/-	PIM	TEAM	GP	G	A	PTS	+/-	PIM	TEAM	GP	G	A	PTS	+/-	PIM
ANA	24	5	5	10	0	14	EDM	17	4	5	9	9	8	PIT	11	1	2	3	-9	10
ARI	26	2	10	12	4	2	FLA	13	0	4	4	8	2	SEA	2	0	0	0	-1	2
BOS	11	0	3	3	2	8	LA	26	5	7	12	-2	18	SJ	22	2	4	6	-3	15
BUF	12	2	2	4	7	7	MIN	-	-	-	-	-	STL	30	7	6	13	2	18	
CAR	15	0	6	6	1	8	MTL	11	2	7	9	8	10	TB	13	0	2	2	-2	10
CGY	17	2	1	3	-4	13	NJ	10	0	1	1	0	4	TOR	11	1	2	3	-1	2
CHI	25	3	5	8	-8	13	NSH	23	6	4	10	-5	12	VAN	20	2	9	11	6	6
CBJ	12	0	2	2	2	15	NYI	10	1	9	10	3	8	VGK	17	3	7	10	1	15
COL	34	2	13	15	4	45	NYR	12	4	5	9	6	4	WAS	12	2	2	4	-3	6
DAL	26	6	6	12	6	4	OTT	13	6	4	10	3	17	WPG	26	4	6	10	-5	14
DET	9	2	6	8	8	8	PHI	9	1	2	3	0	0							

DUMBA'S CAREER STATISTICS

SEASON	TEAM	LEAGUE	GP	G	A	PTS	+/-	PIM	PP	SH	GW	S	S%	BS	H	TOI
2012-13	Red Deer	WHL	62	16	26	42	10	80	6	1	1	-	-	-	-	-
	Houston	AHL	3	0	0	0	0	2	0	0	0	1	0	-	-	-
2013-14	MINNESOTA	NHL	13	1	1	2	-5	2	1	0	0	12	8.3	3	9	12:27
	Portland	WHL	26	8	16	24	31	37	5	0	0	-	-	-	-	-
2014-15	MINNESOTA	NHL	58	8	8	16	13	23	2	0	2	86	9.3	51	42	15:01
	Iowa	AHL	20	5	9	14	2	6	2	0	0	39	12.8	-	-	-
2015-16	MINNESOTA	NHL	81	10	16	26	1	38	6	0	3	152	6.6	56	83	16:50
2016-17	MINNESOTA	NHL	76	11	23	34	15	59	6	0	1	131	8.4	71	96	20:19
2017-18	MINNESOTA	NHL	82	14	36	50	15	41	2	0	4	176	8.0	112	136	23:48
2018-19	MINNESOTA	NHL	32	12	10	22	-5	21	6	0	1	93	12.9	43	60	23:23
2019-20	MINNESOTA	NHL	69	6	18	24	-7	41	1	0	1	167	3.6	88	98	22:30
2020-21	MINNESOTA	NHL	51	6	15	21	1	46	1	0	1	89	6.7	75	71	22:17
2021-22	MINNESOTA	NHL	57	7	20	27	9	47	1	0	1	116	6.0	84	114	23:06
WILD/NHL TOTALS			519	75	147	222	37	317	26	0	14	1,022	7.3	583	712	20:31

DUMBA'S CAREER PLAYOFF STATISTICS

SEASON	TEAM	LEAGUE	GP	G	A	PTS	+/-	PIM	PP	SH	GW	S	S%	BS	H	TOI
2012-13	Red Deer	WHL	9	2	2	4	-4	14	2	0	1	-	-	-	-	-
	Houston	AHL	5	0	0	0	-1	0	0	0	0	2	0.0	-	-	-
2013-14	Portland	WHL	21	8	10	18	18	33	4	0	1	-	-	-	-	-
2014-15	MINNESOTA	NHL	10	2	2	4	-1	2	2	0	0	15	13.3	11	24	16:05
2015-16	MINNESOTA	NHL	6	0	2	2	-2	6	0	0	0	5	0.0	4	6	14:31
2016-17	MINNESOTA	NHL	5	0	0	0	-1	2	0	0	0	7	0.0	4	19	23:53
2017-18	MINNESOTA	NHL	5	1	1	2	-4	4	0	0	1	10	10.0	9	13	26:58
2019-20	MINNESOTA	NHL	4	0	1	1	1	2	0	0	0	14	0.0	8	4	25:03
2020-21	MINNESOTA	NHL	7	1	2	3	-1	17	0	0	0	6	16.7	20	13	23:39
2021-22	MINNESOTA	NHL	6	1	0	1	4	2	0	0	0	15	6.7	9	14	21:31
WILD/NHL TOTALS			43	5	8	13	-4	35	2	0	1	72	6.9	65	93	20:52

DUMBA'S CAREER PLAYOFF HIGHLIGHTS

Goals, Game: 2 – seven times
Assists, Game: 3 – two times
Points, Game: 4 – vs. DAL, 3/29/18
PIM, Game: 15 – vs. CBJ, 12/31/16

+/-, Game: 4 – at DET, 2/27/20
Shots, Game: 9 – two times
TOI, Game: 31:02 – vs. CGY, 12/12/17
Goal Streak: 3g – 11/13-11/17/18

Assist Streak: 4g – 10/30-11/7/21
Point Streak: 7g – 11/13-11/27/18
Career Hat Tricks: None
Career Shootout: 0-1

PERSONAL

- He is an avid collector of shoes and hoodies. He and his brother have over 100 pairs of shoes combined.
- His favorite hockey memory is winning the gold medal with team Canada.
- He enjoys going to the lakes and playing golf during the off-season.



MATT DUMBA

NO 24



2021-22 HIGHLIGHTS

- Finished seventh in voting for the Frank J. Selke Trophy (6/5).
- Ranked second on team in goals and T-2nd in scoring in 2022 playoffs.
- Tallied consecutive multi-point efforts and first career playoff goal streak in Games 2 and 3 of 2022 First Round series vs. STL.
- Recorded playoff career bests with two goals and three points in Game 2 of 2022 First Round vs. STL 5/4/22).
- Set career highs in points, goals, assists, games played, PPG, shots, PIM, FOW, FO and TOI/ game. Plus/minus rating tied career best.
- Led team in FOW, ranked T-1st in OT goals (2), second in PPG and SHTOI, fourth in goals and shots and fifth in scoring.
- Tallied career-best, three-game goal streak and three straight multi point games (5-3=8, 4/21-4/26).
- Played in 300th career NHL game at NYR (1/28).
- Tallied three straight multi-point games for first time in career (2-4=6, 12/4-12/9).
- Recorded goal and skated career-high 22:47 at TB (11/21).
- Collected assist for 100th career NHL point and four blocked shots at VAN (10/26).
- Scored GWG in OT for first career hat trick, won career-high 19 FO (out of 25) and tied career best with seven shots vs. WPG (10/19). First player in team history to score game-tying goal in final minute of regulation and OT goal.

CAREER

- Ranked T-6th in NHL in third period goals (11) and T-7th in even strength goals (19) in 2020-21.
- Led team in FOW, ranked second in hits, third in goals and shots on goal, fourth in plus/minus rating and fifth in scoring in 2020-21.
- Tallied career-high, seven-game point streak (4-3=7, 4/17-4/29/21).
- Notched career-high seven hits at LA (2/16/21).
- Set career high in GWG in 2019-20.
- Ranked T-2nd on team in GWG, fourth in hits and T-4th in plus/minus rating in 2019-20.
- Led team forwards in shorthanded TOI in 2019-20.
- Recorded first career PPG (GWG) vs. VGK (2/11/20).
- Notched two goals including GWG with 25.8 seconds remaining at DAL (2/7/20) for first career multi-goal game.
- Recorded career-best, three-game assist streak (0-3=3, 11/2-11/7/19).
- Set career high in blocked shots in 2017-18.
- Ranked third on team and fourth among NHL rookies in hits in 2017-18.
- Registered career-high seven shots and won all five faceoffs vs. OTT (1/22/18).
- Blocked career-high five shots at MTL (11/9/17).
- Tallied goal, three hits and won 10 faceoffs vs. OTT (3/30/17) after being recalled from Farjestad BK two days earlier.
- Tallied six points (3-3=6) in seven playoff games for Farjestad BK in 2016-17. Led team in PPG (2) and hits (18), and ranked T-1st in goals and points.
- Ranked second on Farjestad BK in PPG and sixth in TOI/game (17:46) in 2016-17.
- Assigned to Farjestad BK in Swedish Elite League (11/7/16).
- Tallied first career GWG at BUF (10/27/16).
- Recorded three assists and plus-3 rating at BOS (10/25/16) to become fourth rookie in team history to tally three assists in a game and second rookie forward to register a plus-3 rating.
- Registered goal in NHL debut at NJ (10/22/16, Schneider) to become seventh player in Wild history to score a goal in NHL debut.
- Ranked third on team in GWG, fourth in hits (51), fifth in shots on goal and T-6th in plus/minus rating in 2015-16.
- His nine goals were the most by a junior player in the Swedish Elite League in 2015-16.
- His six points in the Swedish Elite League were the most by any Under-18 player in 2014-15 and his 21 goals led the Under-20 League.
- Has participated in six international tournaments for Sweden.
- Tallied three points (1-2=3) and plus-five rating in 10 games to help Sweden win the gold medal at the 2017 IIHF World Championship.
- Tallied nine points (6-3=9) in seven games serving as captain for Sweden at the 2017 IIHF World Junior Championship. Ranked T-2nd in tournament with two GWG and plus-8 rating, third in goals, seventh in scoring and eighth in shots on goal (24).
- Played for Sweden at the 2016 IIHF World Junior Championship. Tallied two points (1-1=2) including a GWG and ranked second on team in shots on goal (25). Sweden lost to the United States in the Bronze Medal Game.

- Notched six points (5-1=6) in five games for Sweden at the 2015 IIHF Under-18 World Championship. Led team in goals and ranked T-1st in scoring.
- Represented Sweden at 2014 Ivan Hlinka Memorial Tournament and 2014 World Under-17 Hockey Challenge.

PLAYOFF HIGHLIGHTS

- Ranked T-1st on team in goals and points, second in shots on goal and third in hits during 2021 playoffs.
- Tallied first career playoff overtime goal in 1-0 win in Game 1 of 2021 First Round at VGK (5/16/21).
- Recorded first career playoff goal in Game 4 of Qualifying Round vs. VAN (8/7/20, Markstrom).
- Notched an assist in Game 3 of 2018 First Round vs. WPG (4/15/18) for first career playoff point.
- Made Stanley Cup Playoff debut in Game 1 of 2018 First Round vs. STL (4/12/17).

CAREER TRANSACTIONS

- Selected by Minnesota in the first round (20th overall) of the 2015 NHL Draft.
- Signed through 2028-29. Becomes a free agent 2029-30.

ERIKSSON EK VS. NHL

TEAM	GP	G	A	PTS	+/-	PIM	TEAM	GP	G	A	PTS	+/-	PIM	TEAM	GP	G	A	PTS	+/-	PIM
ANA	19	3	4	7	1	10	EDM	11	4	2	6	2	4	PIT	8	1	1	2	-3	2
ARI	19	4	6	10	6	2	FLA	8	1	4	5	-4	2	SEA	3	2	1	3	0	0
BOS	8	0	4	4	1	2	LA	18	8	1	9	8	10	SJ	20	4	5	9	0	4
BUF	6	1	2	3	2	0	MIN	-	-	-	-	-	STL	19	3	3	6	0	12	
CAR	7	0	1	1	2	2	MTL	6	0	0	0	2	2	TB	7	3	1	4	3	4
CGY	12	1	2	3	-2	2	NJ	8	4	1	5	4	2	TOR	7	0	3	3	0	2
CHI	12	1	1	2	2	4	NSH	14	3	2	5	-2	6	VAN	12	1	1	2	3	2
CBJ	8	1	1	2	-1	2	NYI	7	2	3	5	-1	0	VGK	17	5	5	10	7	10
COL	24	1	5	6	-9	10	NYR	7	1	2	3	4	0	WAS	5	2	1	3	-3	0
DAL	14	2	1	3	-2	6	OTT	8	1	4	5	3	2	WPG	13	6	2	8	7	8
DET	8	3	4	7	3	2	PHI	8	1	3	4	2	2							

ERIKSSON EK'S CAREER STATISTICS

SEASON	TEAM	LEAGUE	GP	G	A	PTS	+/-	PIM	PP	SH	GW	S	S%	BS	H	TOI	FO%
2014-15	Farjestad BK	Sweden	34	4	2	6	0	4	1	-	0	41	9.8	7	12	8:54	-
2015-16	Farjestad BK	Sweden	41	9	6	15	7	18	1	-	4	77	11.7	10	51	12:43	-
2016-17	MINNESOTA	NHL	15	3	4	7	1	4	0	0	1	15	20.0	8	23	10:36	41.3
	Iowa	AHL	1	0	1	-1	0	1	0	0	2	50.0	-	-	-	-	-
	Farjestad BK	Sweden	26	8	8	16	4	12	5	-	0	74	10.8	15	42	17:46	-
2017-18	MINNESOTA	NHL	75	6	10	16	2	22	0	0	0	124	4.8	46	134	12:46	42.6
	Iowa	AHL	8	3	5	8	-1	8	0	0	1	20	15.0	-	-	-	-
2018-19	MINNESOTA	NHL	58	7	7	14	-7	20	0	0	2	111	6.3	24	117	13:30	45.7
	Iowa	AHL	9	4	5	9	-3	8	2	0	2	31	12.9	-	-	-	-
2019-20	MINNESOTA	NHL	62	8	21	29	7	22	1	0	4	102	7.8	43	93	15:43	46.2
2020-21	MINNESOTA	NHL	56	19	11	30	16	20	0	0	2	119	16.0	37	105	17:03	47.1
2021-22	MINNESOTA	NHL	77	26	23	49	16	28	12	0	3	223	11.7	44	138	18:35	47.6
WILD/NHL TOTALS			343	69	76	145	35	116	13	0	12	694	9.9	202	610	15:20	46.3

ERIKSSON EK'S CAREER PLAYOFF STATISTICS

SEASON	TEAM	LEAGUE	GP	G	A	PTS	+/-	PIM	PP	SH	GW	S	S%	BS	H	TOI	FO%
2016-17	MINNESOTA	NHL	3	0	0	0	0	0	0	0	0	5	0.0	0	4	7:35	46.2
2017-18	MINNESOTA	NHL	5	0	1	1	0	0	0	0	0	10	0.0	2	5	12:47	0.0
2019-20	MINNESOTA	NHL	4	1	0	1	1	2	0	0	0	8	12.5	2	8	14:24	41.7
2020-21	MINNESOTA	NHL	7	2	1	3	0	2	0	0	1	21	9.5	6	32	17:50	44.5
2021-22	MINNESOTA	NHL	6	3	2	5	1	8	0	0	0	20	15.0	2	16	18:10	47.5
WILD/NHL TOTALS			25	6	4	10	2	12	0	0	1	64	9.4	12	65	15:07	44.3

ERIKSSON EK'S CAREER HIGHLIGHTS

Goals, Game: 3 – vs. WPG, 10/19/21	+/-, Game: 3 – three times	Assist Streak: 3g – four times
Assists, Game: 3 – at BOS, 10/25/16	Shots, Game: 7 – four times	Point Streak: 7g – 4/17-4/29/21
Points, Game: 3 – five times	TOI, Game: 22:47 – at TB, 11/21/21	Career Hat Tricks: One
PIM, Game: 4 – six times	Goal Streak: 3g – 4/22-4/26/22	Career Shootout: 0-1

PERSONAL

- He enjoys spending time with family and playing pickleball in the off-season.
- His favorite memory of hockey is playing in his first NHL game.
- Instagram: joel Eriksson, Twitter: ErikssonEK
- Collects and keeps all old jerseys that he has played in.

NO 14

JOEL
ERIKSSON EK
(JUHL AIR-ihk-suhn EHK)

CENTER

Shoots: Left
Ht: 6-3 • Wt: 206
Born: 1/29/97
Karlstad, SWE



2021-22 HIGHLIGHTS

- Signed two-year extension (7/7).
- Reached 25 wins for the 13th time in career. Only two goalies in NHL history have recorded more 25+ win seasons in NHL history: Martin Brodeur (15) and Patrick Roy (14).
- Won first three starts with Minnesota to become first goalie in team history to win first three games (3-0-0 with 1.34 GAA and .958 SV%).
- Recorded 20th win of season in 3-2 OTW vs. CBJ (3/26) - 14th career 20+ win season, fourth most in NHL history: Roy (17), Brodeur (16) and Ed Belfour (15).
- Tallied assist on GWG and moved into fifth place in NHL history in saves and minutes played at DAL (4/14).
- Earned a win against every current NHL team after 2-1 victory at VGK (1/8).
- Stopped all 30 shots faced in 2-0 win at MTL (12/9) to win 500th career NHL game.
- Appeared in 900th NHL game vs. NYR (12/7).

CAREER

- Four-time NHL All-Star (2011, 2015, 2018 and 2019)
- NHL's active leader in wins, shutouts and games played.
- Ranks T-1st in NHL history in shootout wins, third in wins, seventh in games played and T-12th in shutouts.
- Posted career-bests in GAA and SV% and won the 2020-21 Vezina Trophy and the 2020-21 William M. Jennings Trophy. Allowed two goals or less in 25 of his 36 appearances.
- Finished third in the NHL in wins and shutouts in 2020-21 and named to the NHL Second All-Star Team.
- Ranked T-2nd in the NHL in shutouts and T-5th in wins in 2019-20. Named to NHL All-Star Game but did not attend.
- Finished second in the NHL in shutouts and T-5th in wins in 2018-19. Finished fourth in Vezina Trophy voting.
- Played in 2018-19 NHL All-Star Game.
- Ranked T-2nd in NHL in GAA, T-6th in SV% and T-9th in shutouts in 2017-18.
- Ranked T-5th in NHL in wins and shutouts in 2015-16.
- Led NHL and set career high in shutouts in 2014-15.
- Played in 2014-15 NHL All-Star Game.
- Ranked T-2nd in NHL in wins and games played and T-4th in shutouts in 2013-14.
- Set career high in wins and tied career best in games played in 2011-12.
- Ranked T-6th in NHL in wins and played in NHL All-Star Game in 2010-11.
- Selected to Canada's roster for the 2010 Winter Olympics.
- Started a career-best 65 games and ranked T-8th in NHL in wins in 2009-10
- Registered career-high three assists in 2006-07.
- Named the AHL Goaltender of the Month for October in 2005.
- Went 4-1-0 with a 1.81 GAA, .920 SV% and one shutout in five games to help Canada claim the silver medal at the 2004 IIHF World Junior Championship.
- Named NHL Rookie of the Month for October in 2003.
- Stopped all 20 shots faced in 1-0 win to earn first career NHL shutout at CHI (10/30/03).
- Earned first career NHL win in second career start vs. DET (10/18/03).
- Stopped 46-of-48 shots faced in NHL debut, a 3-0 loss vs. LA (10/10/03).
- Named the MVP and Best Goaltender at the 2003 IIHF World Junior Championship as Canada won the silver medal. Went 4-1-0 with a 1.57 GAA, a .928 SV% and one shutout in five games. Led tournament in GAA and ranked third in SV%.
- Named the QMJHL's Best Professional Prospect, Defensive Player of the Year and to the Second All-Star Team in 2002-03.

PLAYOFF HIGHLIGHTS

- Has made 16 consecutive trips to the Stanley Cup Playoffs, most in NHL history by a goaltender.
- Three-time Stanley Cup champion with Pittsburgh Penguins (2009, 2016 and 2017).
- Ranks third in NHL history in games played, T-3rd in shutouts and fourth in wins and minutes played by a goalie in the Stanley Cup Playoffs.
- Leads active NHL goaltenders in wins and appearances in the Stanley Cup Playoffs.
- Ranked third in the NHL in wins and GAA in 2021 playoffs.
- Helped Vegas Golden Knights reach the 2018 Stanley Cup Final in inaugural season.
- Led NHL in shutouts and ranked second in wins, GAA and SV% in 2018 playoffs (minimum five games played).
- Ranked third in the NHL in GAA and SV% in 2015 playoffs (minimum five games played).
- Recorded 16 wins to help the Penguins win the 2009 Stanley Cup.
- Helped the Penguins reach the 2008 Stanley Cup Final. Ranked T-1st in the NHL in wins, shutouts and SV% and second in GAA (minimum eight games played).
- Earned first Stanley Cup Playoff win in Game 2 of 2007 First Round at OTT (4/14/07).
- Suffered loss in Stanley Cup Playoff debut in Game 1 of 2007 First Round at OTT (4/11/07).

CAREER TRANSACTIONS

- Acquired by Minnesota from Chicago in exchange for a conditional second-round selection (Ryan Greene) in the 2022 NHL Draft, March 21, 2022; Acquired by Chicago from Vegas in exchange for Mikael Hakkarainen, July 27, 2021; Claimed by Vegas from Pittsburgh in Expansion Draft, June 21, 2017; Selected by Pittsburgh in the first round (1st overall) of the 2003 NHL Draft.
- Signed through 2023-24. Becomes an unrestricted free agent 2024-25.

FLEURY VS. NHL

TEAM	GP	W-L-OT	GAA	SHO	SV%	TEAM	GP	W-L-OT	GAA	SHO	SV%	TEAM	GP	W-L-OT	GAA	SHO	SV%
ANA	26	21-5-0	1.93	3	0.930	EDM	19	14-4-1	2.25	2	0.926	PIT	7	4-3-0	3.06	1	0.905
ARI	27	15-9-1	2.13	3	0.921	FLA	31	18-10-2	2.30	2	0.922	SEA	3	2-0-1	2.27	0	0.929
BOS	28	12-9-6	2.47	2	0.918	LA	24	12-8-4	2.50	3	0.917	SJ	26	17-5-4	1.87	3	0.939
BUF	34	22-7-3	2.11	4	0.923	MIN	22	7-15-0	3.28	0	0.888	STL	23	9-12-2	2.76	0	0.912
CAR	36	19-10-6	2.46	3	0.916	MTL	44	24-13-6	3.02	2	0.900	TB	42	21-14-4	2.67	2	0.901
CGY	21	14-5-1	2.03	5	0.934	NJ	54	24-25-5	2.46	6	0.915	TOR	37	19-12-4	2.97	1	0.898
CHI	22	11-6-5	2.58	1	0.915	NSH	21	11-8-2	2.31	3	0.916	VAN	18	13-3-2	2.55	2	0.915
CBJ	23	12-7-2	2.42	0	0.919	NYI	47	27-12-6	2.44	5	0.918	VGK	1	1-0-0	1.00	0	0.968
COL	31	16-11-3	2.51	3	0.916	NYR	62	33-19-9	2.76	4	0.908	WAS	44	26-14-2	2.65	4	0.911
DAL	18	12-5-1	1.98	1	0.932	OTT	36	19-10-2	3.17	1	0.899	WPG	32	22-10-0	2.58	1	0.909
DET	22	12-9-1	3.32	1	0.894	PHI	58	31-19-2	2.87	3	0.901						

FLEURY'S CAREER STATISTICS

SEASON	TEAM	LEAGUE	GP	W	L	OT	GA	GAA	SV	SV%	SO	MIN
2003-04	PITTSBURGH	NHL	21	4	14	2	70	3.64	605	0.896	1	1154
2004-05	Wilkes-Barre/Scranton	AHL	54	26	19	0	127	2.52	1159	0.901	5	3029
2005-06	PITTSBURGH	NHL	50	13	27	6	152	3.25	1333	0.898	1	2809
	Wilkes-Barre/Scranton	AHL	12	10	2	0	19	1.57	293	0.939	0	727
2006-07	PITTSBURGH	NHL	67	40	16	9	184	2.83	1770	0.906	5	3905
2007-08	PITTSBURGH	NHL	35	19	10	2	72	2.33	837	0.921	4	1857
	Wilkes-Barre/Scranton	AHL	5	3	2	0	7	1.42	133	0.950	0	297
2008-09	PITTSBURGH	NHL	62	35	18	7	162	2.67	1688	0.912	4	3641
2009-10	PITTSBURGH	NHL	67	37	21	6	168	2.65	1604	0.905	1	3798
2010-11	PITTSBURGH	NHL	65	36	20	5	143	2.32	1599	0.918	3	3695
2011-12	PITTSBURGH	NHL	67	42	17	4	153	2.36	1615	0.913	3	3896
2012-13	PITTSBURGH	NHL	33	23	8	0	74	2.39	807	0.916	1	1858
2013-14	PITTSBURGH	NHL	64	39	18	5	150	2.37	1624	0.915	5	3792
2014-15	PITTSBURGH	NHL	64	34	20	9	146	2.32	1685	0.920	10	3776
2015-16	PITTSBURGH	NHL	58	35	17	6	132	2.29	1533	0.921	5	3463
2016-17	PITTSBURGH	NHL	38	18	10	7	107	3.02	1074	0.909	1	2125
2017-18	VEGAS	NHL	46	29	13	4	100	2.24	1276	0.927	4	2673
2018-19	VEGAS	NHL	61	35	21	5	152	2.51	1593	0.913	8	3635
2019-20	VEGAS	NHL	49	27	16	5	133	2.77	1266	0.905	5	2880
2020-21	VEGAS	NHL	36	26	10	0	71	1.98	918	0.928	6	2147
2021-22	CHICAGO	NHL	45	19	21	5	129	2.95	1269	0.908	4	2627
	MINNESOTA	NHL	11	9	2	0	30	2.74	304	0.913	0	658
WILD TOTALS			11	9	2	0	30	2.74	304	0.913	0	658
NHL TOTALS			939	520	299	87	2328	2.57	24400	0.910	71	54389

FLEURY'S CAREER PLAYOFF STATISTICS

SEASON	TEAM	LEAGUE	GP	W	L	GA	GAA	SV	SV%	SO	MIN
2006-07	PITTSBURGH	NHL	5	1	4	18	3.77	132	0.880	0	287
2007-08	PITTSBURGH	NHL	20	14	6	41	1.97	569	0.933	3	1251
2008-09	PITTSBURGH	NHL	24	16	8	63	2.61	623	0.908	0	1447
2009-10	PITTSBURGH	NHL	13	7	6	37	2.78	302	0.891	1	798
2010-11	PITTSBURGH	NHL	7	3	4	17	2.52	151	0.899	1	405
2011-12	PITTSBURGH	NHL	6	2	4	26	4.63	131	0.834	0	337
2012-13	PITTSBURGH	NHL	5	2	2	17	3.51	128	0.883	1	290
2013-14	PITTSBURGH	NHL	13	7	6	32	2.4	346	0.915	2	800
2014-15	PITTSBURGH	NHL	5	1	4	11	2.12	139	0.927	0	312
2015-16	PITTSBURGH	NHL	2	0	1	4	3.03	28	0.875	0	79
2016-17	PITTSBURGH	NHL	15	9	6	37	2.56	453	0.924	2	867
2017-18	VEGAS	NHL	20	13	7	47	2.24	594	0.927	4	1259
2018-19	VEGAS	NHL	7	3	4	21	2.7	209	0.909	1	467
2019-20	VEGAS	NHL	4	3	1	9	2.27	91	0.910	0	238
2020-21	VEGAS	NHL	16	9	7	33	2.04	370	0.918	1	973
2021-22	MINNESOTA	NHL	5	2	3	15	3.04	144	0.906	0	296
WILD TOTALS			5	2	3	15	3.04	144	0.906	0	296
NHL TOTALS			167	92	73	428	2.54	4410	0.912	16	10,106

FLEURY'S CAREER HIGHLIGHTS

Saves, Game: 47 - vs. NJ, 10/11/18
Shots Faced, Game: 51 - at NYR, 1/28/06
Goals Allowed, Game: 7 - two times
Consecutive Starts: 19g - 2/3-3/14/09
Winning Streak: 11g - 11/17-12/11/10
Point Streak: 14g - two times

Losing Streak: 6g - two times
Winless Streak: 6g - two times
Shutout Streak: 200-41 - 2/26-3/6/19
Shutouts: 71 - last, vs. DAL, 2/18/22
Career Shootout Record: 42-24 (175/238, .735 SV%)

PERSONAL

- He has a large collection of sports cards, mainly hockey.
- His favorite hockey memory is hoisting the Stanley Cup in 2009.
- He and his wife, Veronique have three children, Estelle, Scarlett and James.



2021-22 HIGHLIGHTS

- Finished ninth in voting for the Frank J. Selke Trophy (6/5).
- Led team in hits during 2022 playoffs.
- Led NHL in shooting percentage, ranked eighth in PIM and 13th in hits.
- Set career highs in points, goals, assists, PPG, PPP, PIM, TOI/game, shots and plus/minus rating.
- Ranked second on team in hits, third in PIM and T-4th in PPG.
- Tied career high with three points (1-2=3) vs. NYR (3/8).
- Tied career best with three-game goal streak (3-1=4, 1/21-1/24).
- Tallied first career overtime goal and skated season-high 21:45 in 4-3 win vs. CHI (1/22).
- Recorded 100th career NHL goal vs. WSH (1/8).
- Scored GWG with 7.2 seconds remaining at ANA (10/15) to become third player in NHL history to score go-ahead goal in final 10 seconds of regulation in season opener: Steve Yzerman (2003-04) and Dustin Penner (2008-09).
- Named alternate captain (9/25).

CAREER HIGHLIGHTS

- Rank eighth in the NHL in hits since the start of the 2013-14 season.
- Led team in hits, ranked T-2nd in PIM, third in plus/minus rating and T-4th in goals in 2020-21.
- Played in 600th career NHL game vs. VGK (5/5/21).
- Collected assist for 200th career NHL point and season-high seven hits vs. SJ (4/17/21).
- Led team in hits and ranked third in plus/minus rating in 2019-20.
- Tallied consecutive multi-point games for first time in career (3-1=4, 1/4-1/5/20).
- Recorded 100th career NHL assist vs. ANA (12/10/19).
- Led team in hits and PIM in 2017-18.
- Registered career-high six shots (all in first period) and tied career best with two assists vs. WPG (1/13/18).
- Set career highs in hits and blocked shots in 2016-17. Hit total ranked fifth in the NHL.
- Recorded a career-high nine hits at TB (1/12/17).
- Tallied career-high three points (2-1=3) including a penalty shot goal vs. MTL (2/12/16).
- Ranked second on team in hits during 2014-15 season.
- Collected a career-best, three-game goal streak (12/11-12/15/15).
- Logged an assist and a career-high 22:13 in TOI at BOS (4/12/14).
- Ranked fourth among NHL rookies in hits, sixth in PIM and T-8th in assists during 2012-13 season.
- Named NHL Rookie of the Month for March of 2012 after scoring 11 points (6-5=11) in 11 games.
- Tallied five goals and seven points during first six NHL games, including a career-best, five-game point streak (5-2=7, 3/10-3/19/12). Became third active player with five or more goals in his first six NHL games, joining Evgeni Malkin (7) and Teemu Selanne (5).
- Notched career highs with two goals and a plus-3 rating in his fourth career NHL contest vs. COL (3/14/12).
- Scored first career NHL goal at OTT (3/10/12, Bishop).
- Made NHL debut at OTT (12/20/11).
- Named Rochester Americans Rookie of the Year in 2011-12. Led team and ranked fourth among AHL rookies with a plus-19 rating. Also led team in GWG.
- Won a silver medal playing for Canada at the 2011 IIHF World Junior Championship recording four points (2-2=4) in seven games.
- Scored 11 PPG and ranked second in the OHL with five SHG in 2010-11. Named to the OHL's Second All-star Team and selected as OHL Eastern Conference's "Best Body Checker" in the OHL Coaches Poll.

PLAYOFF HIGHLIGHTS

- Led team in hits and ranked first in the NHL in hits/game (7.43) during 2021 playoffs.
- Recorded 10 hits in Games 1, 5 and 7 of 2021 First Round vs. Vegas.
- Led team in hits and led NHL in hits/game (5.75) among players that played in more than one playoff game in 2020.
- Led team in PIM and hits during 2018 playoffs.
- Tallied first career playoff point with a goal in Game 3 of 2018 First Round vs. WPG (4/15/18, Hellebuyck).
- Made Stanley Cup Playoff debut in Game 1 of 2018 First Round at WPG (4/11/18).

CAREER TRANSACTIONS

- Acquired by Minnesota with Tyler Ennis and a third-round selection (Jack McBain) in the 2018 NHL Draft from Buffalo in exchange for Jason Pominville, Marco Scandella and a fourth-round selection (Linus Cronholm) in the 2018 NHL Draft, June 30, 2017; Selected by Buffalo in the fourth round (104th overall) of the 2009 NHL Draft.
- Signed through 2023-24. Becomes an unrestricted free agent 2024-25.

FOLIGNO VS. NHL

TEAM	GP	G	A	PTS	+/-	PIM	TEAM	GP	G	A	PTS	+/-	PIM	TEAM	GP	G	A	PTS	+/-	PIM
ANA	24	2	5	7	-4	28	EDM	18	3	2	5	-1	4	PIT	22	1	5	6	-5	8
ARI	23	9	8	17	14	13	FLA	26	5	6	11	7	45	SEA	2	0	2	2	0	6
BOS	27	2	7	9	-1	29	LA	27	4	6	10	10	28	SJ	26	2	5	7	4	18
BUF	6	0	2	2	1	12	MIN	7	1	1	2	3	2	STL	26	6	3	9	0	20
CAR	20	3	6	9	7	8	MTL	29	7	7	14	2	38	TB	26	8	4	12	6	33
CGY	19	7	2	9	-5	18	NJ	17	2	3	5	-4	14	TOR	30	4	8	12	-2	33
CHI	20	5	2	7	2	16	NSH	23	0	5	5	-1	32	VAN	18	2	2	4	-1	16
CBJ	19	1	5	6	-3	14	NYI	20	3	3	6	1	11	VGK	17	5	5	10	8	20
COL	26	6	4	10	-1	8	NYR	22	4	8	12	8	22	WAS	22	3	6	9	4	36
DAL	24	0	3	3	-3	9	OTT	27	5	2	7	-3	36	WPG	27	7	9	16	2	33
DET	17	0	2	2	-3	13	PHI	21	2	4	6	-6	29							

FOLIGNO'S CAREER STATISTICS

SEASON	TEAM	LEAGUE	GP	G	A	PTS	+/-	PIM	PP	SH	GW	S	S%	BS	H	TOI	FO%
2007-08	Sudbury	OHL	66	5	6	11	-28	38	0	0	1	-	-	-	-	-	-
2008-09	Sudbury	OHL	65	12	18	30	-21	96	5	0	1	-	-	-	-	-	-
2009-10	Sudbury	OHL	67	14	25	39	-3	156	3	1	1	-	-	-	-	-	-
2010-11	Sudbury	OHL	47	23	36	59	5	92	11	5	3	-	-	-	-	-	-
2011-12	BUFFALO	NHL	14	6	7	13	6	9	2	0	1	23	26.1	11	44	15:49	0.0
	Rochester	AHL	60	16	23	39	19	78	2	0	5	110	14.5	-	-	-	-
2012-13	BUFFALO	NHL	47	5	13	18	-4	41	1	0	0	55	9.1	16	108	13:38	60.0
	Rochester	AHL	33	10	17	27	7	38	3	6	3	77	13.0	-	-	-	-
2013-14	BUFFALO	NHL	74	7	12	19	-17	82	0	1	3	79	8.9	43	206	15:04	48.5
2014-15	BUFFALO	NHL	57	8	12	20	-5	50	0	0	0	66	12.1	48	193	16:14	43.2
2015-16	BUFFALO	NHL	75	10	13	23	4	79	0	2	2	81	12.3	44	193	13:11	25.0
2016-17	BUFFALO	NHL	80	13	10	23	-1	73	0	1	0	97	13.4	57	279	15:28	20.0
2017-18	MINNESOTA	NHL	77	8	15	23	2	72	1	0	2	79	10.1	44	185	10:51	47.4
2018-19	MINNESOTA	NHL	82	7	12	19	-1	55	0	0	0	91	7.7	43	206	11:58	46.4
2019-20	MINNESOTA	NHL	59	11	14	25	8	30	0	0	0	86	12.8	36	184	14:35	37.5
2020-21	MINNESOTA	NHL	39	11	15	26	19	49	0	1	2	40	27.5	17	109	14:58	18.2
2021-22	MINNESOTA	NHL	74	23	19	42	25	112	5	0	3	98	23.5	42	238	16:25	60.0
WILD TOTALS			331	60	75	135	53	318	6	1	7	394	15.2	182	922	13:32	44.1
NHL TOTALS			678	109	142	251	36	652	9	5	13	795	13.7	401	1945	14:10	47.4

FOLIGNO'S CAREER PLAYOFF STATISTICS

SEASON	TEAM	LEAGUE	GP	G	A	PTS	+/-	PIM	PP	SH	GW	S	S%	BS	H	TOI	FO%
2008-09	Sudbury	OHL	6	1	2	3	1	9	0	0	0	-	-	-	-	-	-
2009-10	Sudbury	OHL	4	1	1	2	0	6	0	0	0	-	-	-	-	-	-
2010-11	Sudbury	OHL	8	2	1	3	-10	24	2	0	0	-	-	-	-	-	-
2011-12	Rochester	AHL	3	2	1	3	-1	4	1	0	0	4	50.0	-	-	-	-
2017-18	MINNESOTA	NHL	5	1	0	1	-2	16	0	0	0	4	25.0	5	16	10:44	0.0
2019-20	MINNESOTA	NHL	4	0	1	1	-2	5	0	0	0	4	0.0	5	23	13:37	0.0
2020-21	MINNESOTA	NHL	7	0	2	2	0	0	0	0	0	9	0.0	5	52	15:41	-
2021-22	MINNESOTA	NHL	6	0	2	2	1	14	0	0	0	4	0.0	2	25	16:16	0.0
WILD/NHL TOTALS			22	1	5	6	-3	35	0	0	0	21	4.8	17	116	14:20	0.0

FOLIGNO'S CAREER PLAYOFF HIGHLIGHTS

Goals, Game: 2 – 10 times	+/-, Game: 3 – five times	Assist Streak: 3g – two times
Assists, Game: 2 – 12 times	Shots, Game: 6 – vs. WPG, 1/13/18	Point Streak: 5g – 3/10-3/19/12
Points, Game: 3 – six times	TOI, Game: 22:13 – at BOS, 4/12/14	Career Hat Tricks: None
PIM, Game: 17 – three times	Goal Streak: 3g – three times	Career Shootout: 0-4

PERSONAL

- Loved playing baseball growing up and is an avid collector of baseball hats.
- Enjoys fishing in Northern Ontario during the summer months.
- His favorite hockey memory is his morning skate with the Colorado Avalanche when he was five years old.
- The Foligno family started the Janis Foligno Foundation in 2010 after Marcus' mom passed away from breast cancer in 2009.



2021-22 HIGHLIGHTS

- Led team in faceoff percentage in the playoffs.
- Set career highs in points, goals, assists, games played, shots, PIM, FO, FOW, TOI/ game, hits, blocked shots, plus/minus rating and PPP.
- Ranked third on team in faceoffs won and T-5th in assists.
- Won career-best 12 faceoffs at BUF (3/4), at STL (4/16), at NSH (4/24).
- Tallied career-best, four-game point streak (3-5=8, 4/12-4/17).
- Tied career high with three assists vs. SJ (4/17).
- Collected career-best, three-game goal streak (3-2=5, 4/12-4/16).
- Recorded first career overtime goal, tied career best with three points (1-2=3) and was a plus-3 at DAL (4/14).
- Notched career-high four hits vs. CGY (3/1).
- Tallied a goal in consecutive games for first career goal streak (2/24, 2/26).
- Collected three GWG in a span of five games (1/28-2/12).
- Notched GWG (first career PPG) and assist at CHI (2/2).
- Recorded career-high five shots at CHI (1/21) and at TOR (2/25).
- Tied career best with three-game assist streak (0-3=3, 11/24-11/28).
- Recorded two assists and skated career-high 21:01 at PIT (11/6).

CAREER

- Tallied career-best, three-game assist streak (0-5=5, 5/4-5/8/21).
- Collected career highs with three assists and plus-4 rating vs. BUF (5/6)/21.
- Appeared in 100th career NHL game at PHI (5/3/21).
- Led Milwaukee in PPG and plus/minus rating, ranked second in goals, T-2nd in SHG, third in scoring and T-3rd in GWG in 2017-18.
- Recorded first career NHL regular season goal vs. STL (11/11/18, Allen).
- Ranked second on Milwaukee in goals and PPG, T-3rd in GWGs and fourth in scoring in 2016-17.
- Played in 2016 AHL All-Star Game.
- Notched an assist for first career NHL point at COL (11/29/16).
- Made NHL debut vs. PIT (10/22/16).
- Ranked third on team in scoring, T-3rd in GWG and fourth in PPG in 2015-16.
- Signed to an AHL contract by the Milwaukee Admirals (6/12/14).
- Recipient of the Frank J. Selke Trophy as the QMJHL's Most Sportsmanlike Player in 2013-14.
- Won 2012 Memorial Cup with Shawinigan.

PLAYOFF HIGHLIGHTS

- Led team in plus/minus rating during 2021 playoffs.
- Ranked T-1st on team in GWG in 2017 playoffs.
- Scored first three career NHL goals during 2017 Stanley Cup Final vs. Pittsburgh.
- Became the first player since Johnny Harms (Chicago) in 1944 to score his first three career NHL goals in a Stanley Cup Final.
- Collected GWG in Game 4 of 2017 Stanley Cup Final vs. PIT (6/5/17).
- Recorded GWG in Game 3 of 2017 Stanley Cup Final vs. PIT (6/3/17).
- Tallied first career NHL goal in Game 1 of 2017 Stanley Cup Final at PIT (5/29/17, Murray).
- Made Stanley Cup Playoff debut in Game 5 of 2017 Western Conference Final at ANA (5/20/17).

CAREER TRANSACTIONS

- Signed by Minnesota as a free agent, July 28, 2021; Signed by Pittsburgh as a free agent, Oct, 10, 2020; Signed by Nashville as a free agent, June 12, 2014.
- Signed through 2022-23. Becomes an unrestricted free agent 2023-24.

GAUDREAU VS. NHL

TEAM	GP	G	A	PTS	+/-	PIM	TEAM	GP	G	A	PTS	+/-	PIM
ANA	7	0	3	3	3	0	EDM	4	1	1	2	5	0
ARI	7	0	1	1	-3	0	FLA	4	0	1	1	1	0
BOS	7	0	1	1	2	0	LA	5	1	0	1	-1	0
BUF	7	0	7	7	5	2	MIN	2	0	0	0	0	0
CAR	4	1	1	2	1	0	MTL	4	0	1	1	3	0
CGY	6	2	1	3	-2	0	NJ	8	1	1	2	0	0
CHI	9	2	1	3	1	0	NSH	4	0	1	1	0	0
CBJ	5	0	1	1	-1	0	NYI	6	1	0	1	-2	2
COL	11	0	1	1	-1	2	NYR	6	1	0	1	1	2
DAL	10	2	3	5	1	0	OTT	4	0	0	0	-1	2
DET	3	0	4	4	1	0	PHI	8	1	3	4	8	0

GAUDREAU'S PROFESSIONAL CAREER

SEASON	TEAM	LEAGUE	GP	G	A	PTS	+/-	PIM	PP	SH	GW	S	S%	BS	H	TOI	FO%
2011-12	Shawinigan	QMJHL	64	5	15	20	1	2	0	0	1	66	7.6	-	-	-	-
2012-13	Shawinigan	QMJHL	68	13	30	43	-33	22	2	1	2	149	8.7	-	-	-	-
2013-14	Shawinigan	QMJHL	27	13	18	31	-13	0	6	0	0	83	15.7	-	-	-	-
	Drummondville	QMJHL	36	19	21	40	14	2	10	0	3	106	17.9	-	-	-	-
2014-15	Milwaukee	AHL	43	4	7	11	1	12	0	0	0	62	6.5	-	-	-	-
2015-16	Milwaukee	AHL	75	15	27	42	-5	31	7	0	3	141	10.6	-	-	-	-
2016-17	NASHVILLE	NHL	9	0	1	1	1	0	0	0	0	8	0.0	5	1	8:40	33.3
	Milwaukee	AHL	66	25	23	48	-1	14	11	0	3	141	10.6	-	-	-	-
2017-18	NASHVILLE	NHL	20	0	3	3	0	2	0	0	0	14	0.0	8	8	9:10	49.6
	Milwaukee	AHL	54	22	21	43	9	2	10	2	3	129	17.7	-	-	-	-
2018-19	NASHVILLE	NHL	55	3	1	4	1	2	0	0	1	43	7.0	18	25	9:01	48.3
2019-20	Milwaukee	AHL	42	11	17	28	0	6	5	1	1	89	12.4	-	-	-	-
2020-21	PITTSBURGH	NHL	19	2	8	10	10	2	0	0	0	20	10.0	9	9	13:04	53.7
	Milwaukee	AHL	6	1	3	4	3	2	0	0	1	16	6.3	-	-	-	-
2021-22	MINNESOTA	NHL	76	14	30	44	12	8	1	0	4	132	10.6	43	48	16:19	50.0
WILD TOTALS			76	14	30	44	12	8	1	0	4	132	10.6	43	48	16:19	50.0
NHL TOTALS			179	19	43	62	24	14	1	0	5	217	8.8	83	91	12:32	49.9

GAUDREAU'S PROFESSIONAL PLAYOFF CAREER

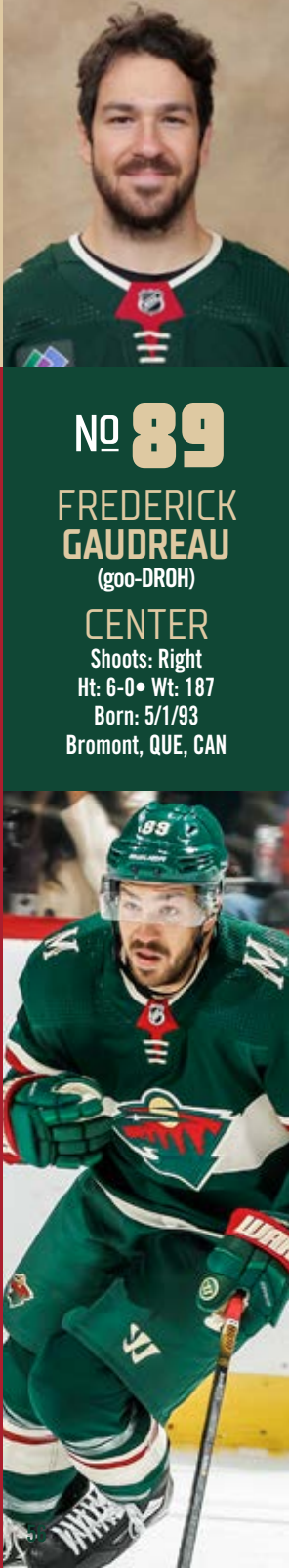
SEASON	TEAM	LEAGUE	GP	G	A	PTS	+/-	PIM	PP	SH	GW	S	S%	BS	H	TOI	FO%
2011-12	Shawinigan	QMJHL	8	1	0	1	3	0	0	0	1	8	12.5	-	-	-	-
2013-14	Shawinigan	QMJHL	11	10	4	14	-2	0	3	0	2	45	22.2	-	-	-	-
2015-16	Milwaukee	AHL	3	0	1	1	0	0	0	0	0	6	0	-	-	-	-
2016-17	NASHVILLE	NHL	8	3	0	3	2	0	0	0	2	7	42.9	2	7	11:29	47.5
	Milwaukee	AHL	3	3	1	4	-1	0	1	1	0	14	21.4	-	-	-	-
2020-21	PITTSBURGH	NHL	6	1	2	3	3	2	0	0	0	14	7.1	4	6	13:27	45.5
2021-22	MINNESOTA	NHL	6	1	0	1	-1	0	1	0	0	11	9.1	4	5	15:41	58.7
WILD TOTALS			6	1	0	1	-1	0	1	0	0	11	9.1	4	5	15:41	58.7
NHL TOTALS			20	5	2	7	4	2	1	0	2	32	15.6	10	18	13:20	52.5

GAUDREAU'S CAREER HIGHLIGHTS

Goals, Game: 1 – 19 times	+/-, Game: 4 – vs. BUF, 5/6/21	Assist Streak: 3g – two times
Assists, Game: 3 – two times	Shots, Game: 5 – two times	Point Streak: 4g – 4/12-4/17/22
Points, Game: 3 – three times	TOI, Game: 21:01 – at PIT, 11/6/21	Career Hat Tricks: None
PIM, Game: 2 – seven times	Goal Streak: 3g – 4/12-4/16/22	Career Shootout: 1-2

PERSONAL

- His favorite thing to do in the summer is spend time in the mountains and spend time with family.
- His favorite memories in hockey are winning the Memorial Cup and playing in the Stanley Cup Finals.
- His favorite thing about Minnesota is that it reminds him of being back home in Canada, and the people here.



NO 89

FREDERICK GAUDREAU

(goo-DROH)

CENTER

Shoots: Right

Ht: 6-0 • Wt: 187

Born: 5/1/93

Bromont, QUE, CAN



ALEX GOLIGOSKI

NO 33

2021-22 HIGHLIGHTS

- Ranked T-3rd among NHL defensemen and T-6th in the NHL in plus/minus rating.
- Set career high and franchise record for plus/minus rating in a season.
- Ranked T-2nd among team defensemen in scoring.
- Tallied assist at STL (4/16) to reach 30-point milestone for 10th time in career.
- Signed two-year extension (3/30).
- Recorded multi-points in consecutive games (0-4=4, 1/22-1/24).
- Tallied season-high, four-game assist streak (0-4=4, 12/12-1/1).
- Recorded three points (1-2=3) and season-high plus-4 rating vs. DAL (11/18).

CAREER

- Led team in blocked shots and SHTOI, ranked second in TOI/game and third in plus/minus rating in 2020-21.
- Skated in 900th career NHL game vs. COL (3/22/21).
- Led team in plus/minus rating, TOI/game and blocked shots and ranked second in assists in 2019-20.
- Earned 300th career NHL assist at COL (10/12/19).
- Reached the 20-assist mark for the 11th consecutive season in 2019-20. One of four defensemen to record 20-plus assists in each season from 2009-20.
- Recorded 400th career NHL point (assist) vs. PIT (1/12/20).
- Ranked second on team in blocked shots and TOI/game and third in assists in 2018-19.
- Led team in blocked shots, ranked T-1st in GWG and second in TOI/game in 2017-18.
- Finished second among team defensemen in goals, assists, points, PPP (11) and shots on goal in 2017-18.
- Led team in blocked shots and SHTOI/game, ranked second in assists and fourth in scoring in 2016-17.
- Ranked second on team in plus/minus rating and TOI/game in 2015-16. Plus/minus rating ranked T-17th in the NHL.
- Ranked second among team defensemen in scoring and assists in 2015-16.
- Led team in blocked shots and TOI/game and ranked fourth in assists and hits in 2014-15.
- Established a career high in assists and ranked ninth among NHL defensemen in helpers in 2013-14.
- Led team in TOI/game and blocked shots and ranked third in scoring and assists in 2013-14.
- Set career highs with four assists and a plus-five rating vs. NSH (3/28/14).
- Led team in assists and TOI/game and ranked T-1st in plus/minus rating in 2012-13.
- Assist total ranked T-5th among NHL defensemen in 2012-13.
- Led team in TOI/game in 2011-12.
- Ranked first among team defensemen in goals and points and T-1st in assists in 2011-12.
- Established career highs in games played, points, goals, PPG and GWG in 2010-11.
- Tallied a career-high four points (1-3=4) vs. TB (1/5/11).
- Recorded a career-high, seven-game point streak (4-4=8, 10/14-10/30/09).
- Scored his first career NHL goal (PPG) in season-opening game vs. OTT (10/5/08, Auld).
- Made NHL debut vs. BOS (2/13/08) and registered assist for first career NHL point at OTT (3/1/08).
- Led Wilkes-Barre/Scranton defenseman in scoring in 2007-08. Ranked T-2nd on team in plus/minus rating and T-3rd in assists.
- Collected five points (1-4=5) in eight games for Team USA at the 2012 IIHF World Championship.
- Skated in seven games with Team USA at the 2005 IIHF World Junior Championship and recorded one assist.

PLAYOFF HIGHLIGHTS

- Ranked second on team in TOI/game in 2020 playoffs.
- Led team defensemen and ranked fourth on team in scoring during 2016 playoffs.
- Recorded playoff-best, four-game point streak (3-1=4, 4/22-5/1/16) during 2016 playoffs.
- Ranked first on team in plus/minus rating during 2014 playoffs.
- Ranked second among team defensemen and T-5th on team in scoring during 2010 playoffs.
- Tallied first career multi-point Stanley Cup Playoff game with a PPG and an assist in Game 1 of 2010 Second Round vs. MTL (4/30/10).
- Scored first career Stanley Cup Playoff goal in Game 1 of 2010 First Round vs. OTT (4/14/10, Elliott).
- Won 2009 Stanley Cup with the Pittsburgh Penguins.
- Registered an assist for first career Stanley Cup Playoff point in Game 6 of 2009 Second Round vs. WSH (5/11/09).
- Made Stanley Cup Playoff debut in Game 5 of 2009 Second Round at WSH (5/9/09).

CAREER TRANSACTIONS

- Signed by Minnesota as a free agent, July 28, 2021; Acquired by Arizona from Dallas in exchange for a fifth-round selection (Colton Point) in the 2016 NHL Draft, June 16, 2016; Acquired by Dallas from Pittsburgh in exchange for James Neal and Matt Niskanen, Feb. 21, 2011; Selected by Pittsburgh in the second round (61st overall) of the 2004 NHL Draft.
- Signed through 2023-24. Becomes an unrestricted free agent 2024-25.

GOLIGOSKI VS. NHL

TEAM	GP	G	A	PTS	+/-	PIM
ANA	53	6	18	24	-3	26
ARI	27	0	4	4	6	8
BOS	27	1	8	9	-9	12
BUF	28	7	15	22	7	8
CAR	25	5	11	16	7	6
CGY	38	0	10	10	-19	16
CHI	40	2	18	20	6	12
CBJ	26	4	7	11	4	6
COL	41	4	17	21	1	10
DAL	17	2	6	8	-3	2
DET	25	1	9	10	3	14

TEAM	GP	G	A	PTS	+/-	PIM
EDM	34	0	10	10	12	10
FLA	23	1	8	9	-5	4
LA	51	4	25	29	0	16
MIN	47	6	16	22	-14	16
MTL	25	4	13	17	1	16
NJ	32	4	10	14	1	12
NSH	40	5	21	26	7	14
NYI	30	2	12	14	1	6
NYR	27	2	13	15	4	10
OTT	23	2	11	13	1	6
PHI	31	5	11	16	11	6

TEAM	GP	G	A	PTS	+/-	PIM
PIT	16	0	6	6	-3	4
SEA	1	0	1	1	1	0
SJ	50	3	15	18	8	20
STL	48	6	15	21	18	10
TB	24	3	16	19	8	12
TOR	25	0	11	11	6	12
VAN	36	3	10	13	3	14
VKG	23	0	3	3	0	10
WAS	24	1	10	11	10	6
WPG	39	2	14	16	2	18

GOLIGOSKI'S PROFESSIONAL CAREER

SEASON	TEAM	LEAGUE	GP	G	A	PTS	+/-	PIM	PP	SH	GW	S	S%	BS	H	TOI
2004-05	U. Minnesota	WCHA	32	5	15	20	-	44	-	-	-	-	-	-	-	-
2005-06	U. Minnesota	WCHA	41	11	28	39	-	63	-	-	-	-	-	-	-	-
2006-07	U. Minnesota	WCHA	44	9	30	39	-	51	-	-	-	-	-	-	-	-
2007-08	PITTSBURGH	NHL	3	0	2	2	2	0	0	0	0	2	0.0	4	1	13:56
	Wilkes-Barre/Scranton	AHL	70	10	28	38	15	53	7	0	4	127	7.9	-	-	-
2008-09	PITTSBURGH	NHL	45	6	14	20	5	16	4	0	0	61	9.8	49	30	18:18
	Wilkes-Barre/Scranton	AHL	26	2	16	18	-1	16	1	0	0	54	3.7	-	-	-
2009-10	PITTSBURGH	NHL	69	8	29	37	7	22	2	0	0	98	8.2	93	50	21:25
2010-11	PITTSBURGH	NHL	60	9	22	31	20	28	4	0	4	101	8.9	74	51	20:46
	DALLAS	NHL	23	5	10	15	0	12	3	0	0	61	8.2	32	24	26:04
2011-12	DALLAS	NHL	71	9	21	30	0	16	2	0	1	140	6.4	93	49	22:46
2012-13	DALLAS	NHL	47	3	24	27	4	18	0	0	0	80	3.8	66	56	22:23
2013-14	DALLAS	NHL	81	6	36	42	9	28	3	0	0	141	4.3	154	94	24:19
2014-15	DALLAS	NHL	81	4	32	36	0	24	0	0	0	122	3.3	157	100	23:49
2015-16	DALLAS	NHL	82	5	32	37	21	34	1	0	1	127	3.9	159	100	23:50
2016-17	ARIZONA	NHL	82	6	30	36	-9	28	1	1	0	112	54.0	143	137	23:20
2017-18	ARIZONA	NHL	78	12	23	35	-31	26	3	0	3	119	10.1	154	114	23:17
2018-19	ARIZONA	NHL	76	3	24	27	-7	16	1	0	0	102	2.9	154	79	20:49
2019-20	ARIZONA	NHL	70	4	28	32	8	24	2	0	0	101	4.0	134	91	23:03
2020-21	ARIZONA	NHL	56	3	19	22	2	14	0	0	0	72	4.2	108	76	23:00
2021-22	MINNESOTA	NHL	72	2	28	30	41	34	0	0	0	80	2.5	96	56	18:57
WILD TOTALS			72	2	28	30	41	34	0	0	0	80	2.5	96	56	18:57
NHL TOTALS			996	85	374	459	72	342	26	1	9	1519	5.6	1670	1108	22:23

GOLIGOSKI'S PROFESSIONAL PLAYOFF CAREER

SEASON	TEAM	LEAGUE	GP	G	A	PTS	+/-	PIM	PP	SH	GW	S	S%	BS	H	TOI
2007-08	Wilkes-Barre/Scranton	AHL	23	4	24	28	5	18	1	0	2	47	8.5	-	-	-
2008-09	PITTSBURGH	NHL	2	0	1	1	-1	0	0	0	0	1	0.0	1	2	10:22
	Wilkes-Barre/Scranton	AHL	9	1	5	6	-2	10	0	0	0	21	4.8	-	-	-
2009-10	PITTSBURGH	NHL	13	2	7	9	4	2	1	0	0	28	7.1	19	7	20:34
2013-14	DALLAS	NHL	6	1	3	4	7	8	0	0	0	8	12.5	15	16	28:30
2015-16	DALLAS	NHL	13	4	3	7	-6	6	0	0	1	22	18.2	16	23	23:14
2019-20	ARIZONA	NHL	9	0	0	0	-5	2	0	0	0	7	0.0	18	15	21:50
2021-22	MINNESOTA	NHL	4	0	0	0	-3	2	0	0	0	2	0.0	4	6	15:41
WILD TOTALS			4	0	0	0	-3	2	0	0	0	2	0.0	4	6	15:41
NHL TOTALS			47	7	14	21	-4	20	1	0	1	68	10.3	73	69	21:43

GOLIGOSKI'S CAREER HIGHLIGHTS

Goals, Game: 2 – three times

Assists, Game: 4 – vs. NSH, 3/28/14

Points, Game: 4 – two times

PIM, Game: 4 – 13 times

+/-, Game: 5 – two times

Shots, Game: 9 – at ARI, 3/29/11

TOI, Game: 32:07 – vs. PHI, 3/9/11

Goal Streak: 3g – three times

Assist Streak: 5g – 3/27-4/5/21

Point Streak: 7g – two times

Career Hat Tricks: None

Career Shootout: 2-5

PERSONAL

- He and his wife, Amanda have a son, Roman, and a daughter, Mila.
- He is an avid collector of sports cards, he started collecting when he was a kid and never stopped.
- His favorite thing to do in the summer is spend time at his cabin and play golf.
- His first memory of hockey is playing on an outdoor rink with his dad and brother.

2021-22 HIGHLIGHTS

- Set career highs in GWG, PIM, hits, plus/minus rating and shots on goal.
- Ranked fourth on team in hits and fifth in plus/minus rating.
- Tied career high with two goals vs. COL (4/29).
- Tallied career-best three assists and tied career high with plus-3 rating at WSH (4/3).
- Notched career-best, three-game goal streak (3-0=3, 3/13-3/19).
- Recorded GWG and career-high six shots vs. BOS (3/16).
- Tallied assist for 100th career NHL point vs. NYR (3/8).
- Signed three-year extension (1/31).
- Notched consecutive multi-point games for first time in career (0-4=4, 1/22, 1/24).
- Recorded career-best two goals, including first career PPG at SJ (12/9).
- Tallied career-best three points (1-2=3) and tied career-high with plus-3 rating vs. ARI (11/30).

CAREER

- Set career highs in points, assists and TOI/game in 2020-21.
- Ranked T-11th in NHL in even strength assists (25) in 2020-21.
- Led team in assists, ranked T-2nd in PIM, third in hits and fourth in scoring in 2020-21.
- Skated in 200th career NHL game at LA (4/23/21).
- Notched career-best, four-game point/assist streak (1-4=5, 1/26-1/31/21).
- Recorded two points (1-1=2) and skated career-best 19:38 vs. COL (1/31/21).
- Set career high in blocked shots in 2019-20.
- Led team in takeaways (41) and ranked third in PIM and hits in 2019-20.
- Recorded Gordie Howe hat trick with goal, assist and fighting major (Nurse) vs. EDM (12/12/19).
- Tallied first career GWG vs. ARI (11/14/19).
- Notched career-high seven hits at LA (11/12/19).
- Set career highs in games played and goals in 2018-19.
- Tallied first career NHL regular season goal at VAN (10/29/18, Markstrom).
- Became the first player to appear in the Olympics, the NCAA Hockey Tournament and the Stanley Cup Playoffs in same season in 2017-18.
- Tallied first career NHL point with an assist at SJ (4/7/18).
- Signed three-year, entry-level contract with Minnesota (3/26/18) and made NHL debut at NSH (3/27/18).
- Ranked T-1st on the Terriers in points, second in assists and PIM, T-2nd in PPG, third in goals and shots on goal in 2017-18 and served as an alternate captain.
- Helped Boston University win 2018 Hockey East Tournament Championship and advanced to NCAA Northeast Regional Final.
- Collected a goal, 10 PIM and 13 shots on goal in five games for the United States at the 2018 Winter Olympics in PyeongChang, South Korea. Led team in PIM and ranked third in shots on goal.
- Led Boston University in GWG and PIM, ranked third in plus/minus rating (plus-11) and shots on goal and fifth in goals and scoring in 2016-17.
- Led Hockey East in PIM and ranked T-7th in GWG in 2016-17.
- Notched eight points (3-5=8) in seven games and helped the United States win a gold medal at the 2017 IIHF World Junior Championship. Ranked T-2nd in the tournament in GWG (2), T-3rd in PPG (2), T-8th in scoring and T-10th in shots on goal (22). Named one of Team USA's top three players in tournament.
- Appeared in all 38 games and led team in PIM, ranked T-3rd in assists, fourth in plus/minus rating (plus-14) and fifth in scoring during freshmen season in 2015-16.
- Named Hockey East Rookie of the Week twice and Hockey East Top Performer four times during 2015-16 season.
- Collected seven points (1-6=7) in seven games to help the United States win the gold medal at the 2015 IIHF Under-18 World Championship.
- Recorded five points (3-2=5) in six games and won a gold medal at the 2014 World Under-17 Hockey Challenge.
- Played for Shattuck St. Mary's Under-16 Team in 2012-13.

NO 18

JORDAN GREENWAY

LEFT WING

Shoots: Left
Ht: 6-6 • Wt: 226
Born: 2/16/97
Canton, NY, USA

PLAYOFF HIGHLIGHTS

- Ranked T-1st on team in scoring and second in hits during 2021 playoffs.
- Tallied first career playoff GWG in Game 5 of First Round at VGK (5/24/21).
- Recorded an assist in Games 1 and 2 of First Round for first career playoff point streak (5/16-5/18/21).
- Tallied assist on GWG and franchise record 11 hits in Game 1 of 2021 First Round at VGK (5/16/21). Also notched 11 hits in Game 7 at VGK (5/28/21).
- Led team in plus/minus rating and ranked fifth in hits during 2018 playoffs.
- Recorded first career Stanley Cup Playoff goal in Game 3 of First Round vs. WPG (4/15/18, Hellebuyck) to become the first player in franchise history to score first NHL goal in the playoffs.
- Registered an assist in Stanley Cup Playoff debut in Game 1 of 2018 First Round at WPG (4/11/18).

CAREER TRANSACTIONS

- Selected by Minnesota in the second round (50th overall) of the 2015 NHL Draft.
- Signed through 2024-25. Becomes an unrestricted free agent 2025-26.

GREENWAY VS. NHL

TEAM	GP	G	A	PTS	+/-	PIM	TEAM	GP	G	A	PTS	+/-	PIM	TEAM	GP	G	A	PTS	+/-	PIM
ANA	18	1	3	4	0	15	EDM	9	1	3	4	0	9	PIT	5	1	0	1	-1	2
ARI	17	5	7	12	6	8	FLA	6	0	0	0	-2	4	SEA	2	0	0	0	2	2
BOS	5	1	0	1	-2	2	LA	17	0	10	10	4	8	SJ	17	3	5	8	4	21
BUF	4	0	0	0	-2	0	MIN	-	-	-	-	-	-	STL	17	0	7	7	3	11
CAR	6	0	1	1	-2	2	MTL	5	0	3	3	2	0	TB	6	0	2	2	3	0
CGY	7	2	4	6	3	6	NJ	5	1	0	1	0	2	TOR	5	2	2	4	2	0
CHI	10	1	5	6	3	8	NSH	10	1	1	2	-3	7	VAN	8	1	0	1	1	8
CBJ	6	1	2	3	2	6	NYI	4	0	0	0	-2	2	VGK	16	1	6	7	3	6
COL	18	4	4	8	-4	27	NYR	6	2	2	4	5	6	WAS	4	1	3	4	-1	2
DAL	12	0	3	3	-1	8	OTT	5	2	2	4	1	4	WPG	12	1	1	2	-5	17
DET	6	3	0	3	2	8	PHI	4	1	0	1	0	0							

GREENWAY'S CAREER STATISTICS

SEASON	TEAM	LEAGUE	GP	G	A	PTS	+/-	PIM	PP	SH	GW	S	S%	BS	H	TOI	FO%
2013-14	U.S. National	USHL	33	10	16	26	-6	61	-	-	-	-	-	-	-	-	-
2014-15	U.S. National	USHL	22	5	15	20	15	16	-	-	-	-	-	-	-	-	-
2015-16	Boston Univ.	H-East	39	5	21	26	14	58	1	1	1	80	6.3	16	-	-	-
2016-17	Boston Univ.	H-East	37	10	21	31	11	82	3	0	4	102	9.8	19	-	-	-
2017-18	MINNESOTA	NHL	6	0	1	1	0	0	0	0	0	4	0.0	3	5	11:26	0.0
	Boston Univ.	H-East	36	13	22	35	9	52	4	1	1	127	10.2	26	-	-	-
2018-19	MINNESOTA	NHL	81	12	12	24	-12	29	0	0	0	109	11.0	40	57	13:38	38.3
	Iowa	AHL	5	3	3	6	2	0	1	0	1	9	33.3	-	-	-	-
2019-20	MINNESOTA	NHL	67	8	20	28	2	54	0	0	1	93	8.6	44	95	14:10	55.6
2020-21	MINNESOTA	NHL	56	6	26	32	5	49	0	0	0	80	7.5	28	87	15:48	48.5
2021-22	MINNESOTA	NHL	62	10	17	27	26	69	1	0	3	110	9.1	31	155	14:34	36.7
WILD/NHL TOTALS			272	36	76	112	21	201	1	0	4	396	9.1	146	399	14:22	41.0

GREENWAY'S CAREER PLAYOFF STATISTICS

YEAR	TEAM	LEAGUE	GP	G	A	PTS	+/-	PIM	PP	SH	GW	S	S%	BS	H	TOI	FO%
2017-18	MINNESOTA	NHL	5	1	1	2	2	0	0	0	0	3	33.3	1	9	14:12	0.0
2018-19	Iowa	AHL	11	0	5	5	-1	16	0	0	0	10	0.0	-	-	-	-
2019-20	MINNESOTA	NHL	4	0	0	0	-1	8	0	0	0	6	0.0	3	8	13:30	33.3
2020-21	MINNESOTA	NHL	7	1	2	3	0	2	0	0	0	8	12.5	6	39	15:01	0.0
2021-22	MINNESOTA	NHL	6	1	1	2	0	6	0	0	0	5	20.0	3	12	13:24	25.0
WILD/NHL TOTALS			22	3	4	7	1	16	0	0	1	22	13.6	13	68	14:07	25.0

GREENWAY'S CAREER HIGHLIGHTS

Goals, Game: 2 – two times
Assists, Game: 3 – at WSH, 11/30/21
Points, Game: 3 – two times
PIM, Game: 7 – two times
+/-, Game: 3 – five times
Shots, Game: 6 – three times
TOI, Game: 19:38 – vs. COL, 1/31/21
Goal Streak: 3g – 3/13-3/19/22
Assist Streak: 4g – 1/26-1/31/21
Point Streak: 4g – 1/26-1/31/21
Career Hat Tricks: None
Career Shootout: 0-0

PERSONAL

- Enjoys playing golf during the off-season.
- His favorite things to do in Minnesota are visiting lakes, playing golf and spending time outside.
- His favorite hockey memory is his first game in the NHL.

2021-22 HIGHLIGHTS

- Recorded consecutive shootout wins at VAN (4/19) and at CBJ (4/22).
- Faced career high 43 shots and tied career best with 38 saves in 5-4 OTL at MIN (11/2).
- Made career-high 38 saves in 4-1 at DAL (10/29).
- Stopped 32 of 34 shots faced to earn a 3-2 win in season debut vs. DAL (10/17).
- Posted two shutouts in 20 starts with Belleville (AHL).

CAREER

- Played for three teams during 2020-21 season.
- Ranked second among NHL rookie goaltenders in SV% and third in GAA (minimum nine games played) in 2020-21.
- Went 5-1-1 with a 2.13 GAA and a .936 SV% in seven NHL starts in 2020-21.
- Recorded career-best shootout streak of 74:47 (3/17-3/22/21).
- Stopped 35-of-36 shots faced to earn a 2-1 win in first career NHL start vs. CGY (3/22/21).
- Made NHL debut in relief effort and stopped all eight shots faced in regulation and 3-of-4 shootout attempts in a 3-2 SOL vs. VAN (3/17/21).
- Began 2020-21 season with Sodertalje (Allsvenskan) and led team in games played and wins.
- Represented Sweden as the third goaltender at the 2018 IIHF World Hockey Championship but did not appear in a game.
- Made 37 saves in North American professional debut to earn first career AHL victory in Belleville's 8-2 win vs. Laval (3/25/18) to become the youngest goaltender in franchise history (19 years, 291 days).
- Made 23 saves to earn first SHL playoff win in Luleå's 2-1 Game 2 victory at Brynäs (3/14/18).
- Led SHL rookies in shutouts (three) and ranked second in GAA and SV % in 2017-18.
- Allowed three goals or less in all nine SHL regular season appearances after returning from the 2018 IIHF World Junior Championship.
- Went 5-1 with a 1.81 GAA and a .924 SV% in six games to help Sweden earn a silver medal at the 2018 IIHF World Junior Championship.
- Ranked T-1st in the 2018 IIHF World Junior Championship in GAA and third in SV% and was voted to the tournament all-star team while also being recognized as the tournament's top goaltender.
- Went 3-1 with a 2.70 GAA and a .906 SV% in four games to help Sweden earn a bronze medal at the 2016 IIHF Under-18 World Championship.

CAREER TRANSACTIONS

- Acquired by Minnesota from Ottawa in exchange for Cam Talbot, July 12, 2022; Acquired by Ottawa with Ian Cole and a first-round selection (K'Andre Miller) in the 2018 NHL Draft from Pittsburgh (as part of a three-way trade that also included Vegas) in exchange for Derick Brassard, Vincent Dunn and a third-round draft selection in the 2018 NHL Draft, February 23, 2018; Selected by Pittsburgh in the second round (55th overall) of the 2016 NHL Draft.
- Signed through 2022-23. Becomes a restricted free agent 2023-24.

GUSTAVSSON VS. NHL

TEAM	GP	W-L-OT	GAA	SHO	SV%	TEAM	GP	W-L-OT	GAA	SHO	SV%	TEAM	GP	W-L-OT	GAA	SHO	SV%
ANA	-	-	-	-	-	EDM	-	-	-	-	-	PIT	2	1-1-0	3.43	0	0.895
ARI	1	0-1-0	4.07	0	0.714	FLA	1	0-1-0	4.00	0	0.867	SEA	-	-	-	-	-
BOS	-	-	-	-	-	LA	2	0-2-0	2.56	0	0.931	SJ	-	-	-	-	-
BUF	-	-	-	-	-	MIN	1	0-0-1	4.84	0	0.884	STL	-	-	-	-	-
CAR	-	-	-	-	-	MTL	3	0-2-1	3.96	0	0.885	TB	-	-	-	-	-
CGY	3	2-0-0	1.61	0	0.949	NJ	-	-	-	-	-	TOR	-	1-0-0	3.00	0	0.909
CHI	-	-	-	-	-	NSH	-	-	-	-	-	VAN	3	1-1-1	3.72	0	0.888
CBJ	1	1-0-0	0.92	0	0.971	NYI	1	0-1-0	5.17	0	0.815	VGK	1	0-1-0	4.07	0	0.895
COL	1	0-1-0	6.10	0	0.846	NYR	1	0-1-0	2.03	0	0.939	WAS	1	0-1-0	4.39	0	0.800
DAL	2	2-0-0	1.50	0	0.959	OTT	-	-	-	-	-	WPG	2	2-0-0	1.50	0	0.948
DET	-	-	-	-	-	PHI	-	-	-	-	-						

GUSTAVSSON'S CAREER STATISTICS

SEASON	TEAM	LEAGUE	GP	W	L	OT	GA	GAA	SV	SV%	SO	MIN
2015-16	Lulea HF	SWE-Jr.	20	8	11	0	62	3.22	519	0.893	0	1154
	Lulea HF	SWE	6	4	2	0	13	2.17	132	0.910	0	359
2016-17	Lulea HF	SWE-Jr.	6	3	3	0	13	2.09	168	0.928	0	373
	Lulea HF	SWE	15	4	10	0	38	2.70	393	0.911	0	845
2017-18	Lulea HF	SWE-Jr.	7	5	2	0	12	1.71	148	0.925	0	422
	Lulea HF	SWE	22	9	11	0	41	2.07	460	0.918	3	1190
2017-18	Belleville	AHL	7	2	4	0	19	3.01	197	0.912	0	379
2018-19	Brampton	ECHL	2	0	2	0	9	5.38	43	0.827	0	100
	Belleville	AHL	31	12	16	2	98	3.38	769	0.887	0	1740
2019-20	Belleville	AHL	24	15	6	3	75	3.23	598	0.889	1	1395
2020-21	Sodertalje SK	SWE-1	19	11	7	0	43	2.30	488	0.919	1	1123
	Belleville	AHL	13	5	7	1	37	2.86	373	0.910	1	776
	OTTAWA	NHL	9	5	1	2	17	2.16	237	0.933	0	472
2021-22	Belleville	AHL	20	11	6	1	45	2.50	485	0.915	2	1082
	OTTAWA	NHL	18	5	12	1	62	3.55	512	0.892	0	1048
WILD TOTALS			-	-	-	-	-	-	-	-	-	-
NHL TOTALS			27	10	13	3	79	3.12	749	0.905	0	1520

GUSTAVSON'S CAREER PLAYOFF STATISTICS

SEASON	TEAM	LEAGUE	GP	W	L	GA	GAA	SV	SV%	SO	MIN
2021-22	Belleville	AHL	2	0	2	8	3.11	54	0.871	0	155
NHL TOTALS											

GUSTAVSON'S CAREER HIGHLIGHTS

Saves, Game: 38 – two times
Shots Faced, Game: 43 – at MIN, 11/2/21
Goals Allowed, Game: 6 – two times
Consecutive Starts: 2g – six times
Winning Streak: 2g – three times
Point Streak: 3g – two times (2-0-1)

Losing Streak: 8g – 11/22/21-3/19/22
Winless Streak: 8g – 11/22/21-3/19/22
Shutout Streak: 74:47 – 3/17-3/22/21
Shutouts: None
Career Shootout Record: 2-1 (10/12, .833 SV%)

PERSONAL

- Instagram: Filipgus
- Him and his wife have two dogs, a Dalmatian and an Australian Shepherd.
- His favorite hockey memory is his first win in the NHL against Calgary.



FILIP GUSTAVSSON

NO 32



NO 38

RYAN
HARTMAN

CENTER

Shoots: Right

Ht: 6-0 • Wt: 198

Born: 9/20/94

Hilton Head Island, SC, USA

2021-22 HIGHLIGHTS

- Collected one goal in five games for the United States at the 2022 IIHF World Championship.
- Led team in assists and ranked T-2nd in scoring in 2022 playoffs.
- Set career highs in points, goals, assists, GWG, FOW, shots, PPP, PPA, PIM, plus/minus and TOI/game.
- Ranked T-5th in NHL in even strength goals (33)
- Even strength goal total tied franchise record (Kaprizov).
- Ranked T-1st on team in GWG, second in goals and FOW, third in shots and plus/minus rating and fourth in scoring and assists.
- Led team forwards in blocked shots.
- Recorded 100th career NHL assist vs. LA (4/10).
- Tallied a pair of three-game goal streaks: (3-0=3, 11/24-11/28 and 3-0=3, 3/16-3/21) tying career best.
- Played in 400th career NHL game and won career-high 14 faceoffs at COL (1/17).
- Skated career-high 27:22 vs. WSH (1/8) and tied career-high with 28 faceoffs – sixth highest TOI by Wild forward in team history.
- Recorded career-best, four-game assist streak (2-4=6, 12/12-1/1).
- Notched career-best, five-game point streak (4-4=8, 11/24-12/2).
- Collected three points (1-2=3), a plus-4 rating and career-high 10 shots (T-3rd most in team history) vs. NJ (12/2).

CAREER

- Recorded first career SHG at ANA (1/20/21)
- Led team in PIM, ranked second in takeaways (34) and T-5th in blocked shots in 2019-20.
- Blocked shot total was a career high and ranked T-1st among team forwards in 2019-20.
- Tallied two points (1-1=2) at ARI (12/19/19) – second point (assist) was 100th career NHL point.
- Recorded six shots in first period vs. ARI (11/14/19) to tie franchise record for most shots in first period.
- Registered career highs with four assists, five points (1-4=5) and a plus-5 rating vs. PIT (10/5/17).
- Notched first career NHL hat trick with three goals in third period of 5-2 win vs. NSH (1/8/17).
- Tallied career highs in hits in 2016-17.
- Ranked fourth in plus/minus rating, T-5th in GWG, T-7th in goals, eighth in shots on goal and 11th in hits among NHL rookies in 2016-17.
- Ranked second on team in hits in 2016-17.
- Notched first career NHL goal vs. STL (10/12/16, Allen).
- Played in 2016 AHL All-Star Challenge.
- Recorded an assist for first career NHL point vs. STL (11/4/15).
- Made NHL debut vs. NJ (2/13/15).
- Ranked fifth among AHL rookies in shots on goal and sixth in PIM in 2014-15.
- Led team in shots on goal, ranked second in PIM, T-3rd in games played, T-4th in PPG and plus/minus rating and sixth in scoring in 2014-15.
- Led team rookies in games played, goals, assists, points and shots on goal and ranked second in plus/minus rating in 2014-15.
- Recorded four points (2-2=4) in four games for the United States at 2014 IIHF World Junior Championship.
- Led team in assists, ranked T-1st in scoring, second in goals and third in PPG and PIM and served as an alternate captain in 2013-14.
- Played in the CHL's Top Prospects Game in 2013 as a member of the Plymouth Whalers.
- Tallied three points (2-1=3) in seven contests at the 2013 IIHF World Junior Championship to help the United States win the gold medal.
- Led team in PIM and ranked T-3rd in assists and scoring in 2012-13.
- Recorded six points (2-4=6) in six games to help Team USA win the gold medal at the 2012 IIHF World Under-18 Championship.
- Ranked second on the United States National Development Program Under-18 team in scoring and assists in 2011-12, and served as an alternate captain.
- Led United States National Development Program Under-17 team in scoring in 2010-11.

PLAYOFF HIGHLIGHTS

- Ranked T-1st on team in goals and third in shots on goal in 2021 playoffs.
- Collected GWG in Game 6 of 2021 First Round vs. VGK (5/26/21).
- Notched first career playoff point streak with an assist in Game 3 of 2018 Second Round at WPG (5/1/18) and a goal in Game 4 of 2018 Second Round at WPG (5/3/18).
- Tallied first career Stanley Cup Playoff goal (GWG, EN) in Game 2 of 2018 First Round vs. COL (4/14/18).
- Made NHL Stanley Cup Playoff debut in Game 1 of 2017 First Round vs. NSH (4/13/17).

CAREER TRANSACTIONS

- Signed by Minnesota as a free agent, July 1, 2019; Acquired by Dallas from Philadelphia in exchange for Tyler Pittlick, June 24, 2019; Acquired by Philadelphia with a fourth-round selection in the 2020 NHL Draft (Thimo Nickl) from Nashville in exchange for Wayne Simmonds, Feb. 25, 2019; Acquired by Nashville with a fifth-round selection (Spencer Stastney) in the 2018 NHL Draft from Chicago in exchange for Victor Ejdsell and a first-round selection (Nicolas Beaudin) and fourth-round selection (Philipp Kurashev) in the 2018 NHL Draft, Feb. 26, 2018; Selected by Chicago in the first round (30th overall) of the 2013 NHL Draft.
- Signed through 2023-24 season. Becomes an unrestricted free agent 2024-25.

HARTMAN VS. NHL

TEAM	GP	G	A	PTS	+/-	PIM	TEAM	GP	G	A	PTS	+/-	PIM	TEAM	GP	G	A	PTS	+/-	PIM
ANA	22	7	6	13	9	15	EDM	15	3	4	7	2	41	PIT	10	2	6	8	6	4
ARI	20	6	6	12	8	10	FLA	11	1	0	1	-7	6	SEA	3	2	3	5	1	4
BOS	9	1	1	2	0	8	LA	21	1	2	3	-5	6	SJ	21	1	11	12	-1	27
BUF	9	4	1	5	4	6	MIN	13	3	1	4	2	4	STL	26	6	4	10	-7	28
CAR	10	0	2	2	1	22	MTL	11	1	0	1	-3	9	TB	10	1	2	3	0	13
CGY	13	1	1	2	-3	15	NYJ	11	2	4	6	4	13	TOR	11	2	0	2	-6	8
CHI	10	3	0	3	5	4	NSH	15	3	1	4	0	8	VAN	14	8	2	10	6	6
CBJ	11	1	6	7	3	8	NYI	11	2	5	7	4	25	VGK	15	4	4	8	0	16
COL	29	9	7	16	5	24	NYR	11	1	4	5	-3	6	WAS	13	1	4	5	2	19
DAL	24	7	7	14	6	30	OTT	11	1	2	3	0	8	WPG	18	4	2	6	5	14
DET	11	2	5	7	5	4	PHI	8	2	1	3	5	4							

HARTMAN'S CAREER STATISTICS

SEASON	TEAM	LEAGUE	GP	G	A	PTS	+/-	PIM	PP	SH	GW	S	S%	BS	H	TOI	FO%
2010-11	U.S. National	USHL	35	12	8	20	-	59	1	1	3	70	17.1	-	-	-	-
2011-12	U.S. National	USHL	24	7	9	16	-	46	2	0	1	66	10.6	-	-	-	-
2012-13	Plymouth	OHL	56	23	37	60	29	120	5	2	3	-	-	-	-	-	-
2013-14	Rockford	AHL	9	3	4	7	-1	8	1	0	1	16	18.8	-	-	-	-
	Plymouth	OHL	52	26	28	54	-14	91	8	2	1	-	-	-	-	-	-
2014-15	CHICAGO	NHL	5	0	0	0	-1	2	0	0	0	8	0.0	2	11	8:17	-
	Rockford	AHL	69	13	24	37	14	120	3	0	2	173	7.5	-	-	-	-
2015-16	CHICAGO	NHL	3	0	1	1	-1	0	0	0	0	3	0.0	3	5	9:14	25.0
	Rockford	AHL	61	15	20	35	16	129	2	1	2	171	8.8	-	-	-	-
2016-17	CHICAGO	NHL	76	19	12	31	13	70	1	0	4	170	11.2	30	121	12:46	40.3
2017-18	CHICAGO	NHL	57	8	17	25	5	58	1	0	0	96	8.3	25	94	12:48	46.2
	NASHVILLE	NHL	21	3	3	6	-4	14	0	0	2	33	9.1	13	19	13:46	37.5
2018-19	NASHVILLE	NHL	64	10	10	20	7	44	0	0	2	113	8.8	21	69	13:26	15.4
	PHILADELPHIA	NHL	19	2	4	6	-6	30	0	0	0	32	6.3	18	38	12:03	66.7
2019-20	MINNESOTA	NHL	69	9	11	20	4	69	1	0	1	114	7.9	54	44	12:15	54.6
2020-21	MINNESOTA	NHL	51	7	15	22	0	33	0	1	2	74	9.5	33	55	15:04	41.5
2021-22	MINNESOTA	NHL	82	34	31	65	31	95	1	0	7	239	14.2	48	72	18:11	44.8
WILD TOTALS			202	50	57	107	35	197	2	1	10	427	11.7	135	171	15:22	44.8
NHL TOTALS			447	92	104	196	48	415	4	1	18	882	10.4	247	528	13:59	44.6

HARTMAN'S CAREER PLAYOFF STATISTICS

SEASON	TEAM	LEAGUE	GP	G	A	PTS	+/-	PIM	PP	SH	GW	S	S%	BS	H	TOI	FO%
2012-13	Plymouth	OHL	9	4	2	6	4	16	0	0	0	-	-	-	-	-	-
2013-14	Plymouth	OHL	5	0	4	4	-6	8	0	0	0	-	-	-	-	-	-
2014-15	Rockford	AHL	8	2	1	3	-6	8	1	0	1	19	10.5	-	-	-	-
2015-16	Rockford	AHL	3	1	0	1	2	4	1	0	1	8	12.5	-	-	-	-
2016-17	CHICAGO	NHL	4	0	0	0	-3	14	0	0	0	6	0.0	2	7	11:34	66.7
2017-18	NASHVILLE	NHL	9	2	1	3	0	10	0	0	1	12	16.7	4	12	11:57	42.9
2019-20	MINNESOTA	NHL	4	0	0	0	0	9	0	0	0	6	0.0	4	7	11:30	50.0
2020-21	MINNESOTA	NHL	7	2	0	2	-5	2	0	0	1	17	11.8	9	7	17:06	48.9
2021-22	MINNESOTA	NHL	6	0	5	5	0	2	0	0	0	10	0.0	5	4	17:23	43.8
WILD TOTALS			17	2	5	7	-5	13	0	0	1	33	6.1	18	18	15:53	46.5
NHL TOTALS			30	4	6	10	-8	37	0	0	2	51	7.8	24	37	14:07	46.7

HARTMAN'S CAREER HIGHLIGHTS

Goals, Game: 3 – vs. NSH, 1/8/17

Assists, Game: 4 – vs. PIT, 10/5/17

Points, Game: 5 – vs. PIT, 10/5/17

PIM, Game: 17 – two times

+/-, Game: 5 – vs. PIT, 10/5/17

Shots, Game: 10 – vs. NJ, 12/2/21

TOI, Game: 27:22 – vs. WSH, 1/8/22

Goal Streak: 3g – three times

Assist Streak: 4g – 12/12/21-1/1/22

Point Streak: 5g – 11/24-12/2/21

Career Hat Tricks: One

Career Shootout: 0-1

PERSONAL

- He is an avid collector of old golf clubs.
- He enjoys spending time on the golf course and fishing during the off-season.
- Twitter: R_Hartman24, Instagram: RHartzy18
- His favorite TV show to watch is Sons of Anarchy.



TYSON JOST

NO 10

2021-22 HIGHLIGHTS

- Set career highs in games played, PIM and blocked shots.
- Minnesota went 16-2-3 with Jost in lineup.
- Notched GWG vs. COL (4/29) and at WSH (4/3).
- Tallied assist on GWG for first point with Wild vs. VGK (3/21).
- Skated in 300th career NHL game at LA (1/20).
- Tallied goal for 100th career NHL point and registered season-high five shots vs. ARI (1/14).
- Tied career best with two assists at SEA (11/19).
- Skated career-high 21:53 vs. STL (10/16).

CAREER

- Ranked second on team in SHTOI and fifth in hits in 2020-21.
- Recorded a career-best, five-game assist/point streak (0-5=5, 4/9-4/22/21).
- Tallied first career hat trick at TB (10/19/19).
- Collected two assists in eight games as Canada won the silver medal at the 2019 IIHF World Championship
- Recorded six points (4-2=6) in nine games for Canada at 2018 IIHF World Championship. Ranked T-3rd on team in goals.
- Ranked T-7th among NHL rookies in PPG (5) in 2017-18.
- Notched four points (1-3=4) in seven games to help Canada earn silver medal at 2017 IIHF World Junior Championship.
- Scored first career NHL goal (and point) vs. MIN (4/6/17, Dubnyk).
- Made NHL debut vs. STL (3/31/17).
- Named to NCHC All-Rookie Team in 2016-17. Point total ranked third among NCHC rookies.
- Ranked T-1st on North Dakota in PPG (5), second in scoring and assists and T-2nd in goals in 2016-17.
- Served as captain for Canada at 2016 IIHF Under-18 World Championship. Led tournament in scoring with 15 points (6-9=15) in seven games.
- Selected "Best Forward" at 2016 IIHF Under-18 World Championship and named to the All-Star Team.
- Won the Vern Dye Memorial Trophy as the British Columbia Hockey League Most Valuable Player in 2015-16.
- Led BCHL in points/game (2/17) and assists and ranked third in scoring in 2015-16
- Helped Canada's Under-18 team win the gold medal at 2015 Ivan Hlinka tournament.
- First player to take part in all four of Hockey Canada's major men's event: World Uner-17 Hockey Challenge, World Junior A Challenge, RBC Cup and TELUS Cup.
- Served as captain at 2015 World Junior A Challenge and earned MVP honors leading the tournament in scoring with nine points (3-6=9).
- Named to the BCHL First All-Star Team and the RBC Canadian Junior Hockey League National Player of the Year in 2015-16. Also named the CJHL MVP, Top Forward, Top Prospect and to the West All-Star Team.
- Helped Penticton win the Fred Page Cup as BCHL champions in 2014-15.
- Named to the 2014-15 BCHL All-Rookie team.

PLAYOFF HIGHLIGHTS

- Tallied first career PPG in playoffs in Game 2 of 2021 Second Round vs. VGK (6/2/21).
- Recorded a goal in Games 5-7 of 2019 Second Round series vs. SJ (5/4-5/8/19).
- Collected first career playoff goal in Game 5 of 2019 Second Round at SJ (5/4/19, Jones).
- Notched assist for first career playoff point in Game 4 of 2018 First Round vs. NSH (4/18/18).
- Made Stanley Cup Playoff debut in Game 1 of 2018 First Round at NSH (4/12/18).

CAREER TRANSACTIONS

- Acquired by Minnesota from Colorado in exchange for Nico Sturm, March 15, 2022; Selected by Colorado in the first round (10th overall) of the 2016 NHL Draft.
- Signed through 2022-23. Becomes a restricted free agent 2023-24.

JOST VS. NHL

TEAM	GP	G	A	PTS	+/-	PIM	TEAM	GP	G	A	PTS	+/-	PIM	TEAM	GP	G	A	PTS	+/-	PIM
ANA	19	3	7	10	4	8	EDM	9	1	2	3	7	4	PIT	7	0	1	1	-1	2
ARI	21	4	5	9	1	12	FLA	8	1	1	2	1	0	SEA	3	0	4	4	4	0
BOS	8	2	0	2	0	2	LA	18	3	2	5	3	4	SJ	16	5	2	7	5	0
BUF	8	2	1	3	4	0	MIN	20	5	1	6	6	10	STL	27	1	7	8	-4	8
CAR	7	2	1	3	1	2	MTL	7	0	0	0	-2	4	TB	8	3	0	3	-2	6
CGY	9	0	1	1	-2	0	NJ	7	0	1	1	2	2	TOR	8	0	1	1	-1	0
CHI	18	2	3	5	2	12	NSH	12	2	2	4	-6	0	VAN	8	1	1	2	-6	2
CBJ	8	0	3	3	0	4	NYI	6	0	0	0	-2	4	VGK	16	1	2	3	-2	8
COL	2	1	0	1	1	0	NYR	8	1	2	3	0	4	WAS	6	2	2	4	-1	2
DAL	15	0	3	3	-4	2	OTT	6	1	1	2	0	2	WPG	13	2	4	6	-1	6
DET	7	1	2	3	2	4	PHI	7	1	0	1	0	6							

JOST'S PROFESSIONAL CAREER

SEASON	TEAM	LEAGUE	GP	G	A	PTS	+/-	PIM	PP	SH	GW	S	S%	BS	H	TOI	FO%
2016-17	COLORADO	NHL	6	1	0	1	-5	0	0	0	0	9	11.1	3	3	15:41	40.0
	North Dakota	NCHC	33	16	19	35	17	44	5	1	2	123	13.0	—	—	—	—
2017-18	COLORADO	NHL	65	12	10	22	-10	26	5	0	1	113	10.6	26	33	14:38	36.7
	San Antonio	AHL	5	1	1	2	1	0	0	0	0	16	6.3	—	—	—	—
2018-19	COLORADO	NHL	70	11	15	26	-2	14	4	0	3	114	9.6	35	48	13:00	37.7
	Colorado	AHL	8	4	1	5	-3	2	2	0	1	19	21.1	—	—	—	—
2019-20	COLORADO	NHL	67	8	15	23	11	22	1	0	0	115	7.0	18	58	12:46	33.3
2020-21	COLORADO	NHL	54	7	10	17	14	24	0	0	1	92	7.6	19	45	14:07	46.8
2021-22	COLORADO	NHL	59	6	8	14	1	30	0	0	0	76	7.9	29	44	12:49	39.3
	MINNESOTA	NHL	21	2	4	6	0	4	0	0	2	21	9.5	8	11	12:51	42.9
WILD TOTALS			21	2	4	6	0	4	0	0	2	21	9.5	8	11	12:51	42.9
NHL TOTALS			342	47	62	109	9	120	10	0	7	540	8.7	138	242	13:27	39.8

JOST'S PROFESSIONAL PLAYOFF CAREER

SEASON	TEAM	LEAGUE	GP	G	A	PTS	+/-	PIM	PP	SH	GW	S	S%	BS	H	TOI	FO%
2017-18	COLORADO	NHL	6	0	1	1	-2	0	0	0	0	9	0.0	2	5	14:28	33.3
2018-19	COLORADO	NHL	12	3	1	4	3	0	0	0	0	21	14.3	4	11	9:50	37.5
2019-20	COLORADO	NHL	12	1	0	1	-1	8	0	0	0	19	5.3	5	19	11:19	42.9
2020-21	COLORADO	NHL	10	2	2	4	-3	4	1	0	0	16	12.5	6	14	15:41	39.2
2021-22	MINNESOTA	NHL	6	0	0	0	0	4	0	0	0	9	0.0	2	2	11:36	45.1
WILD TOTALS			6	0	0	0	0	4	0	0	0	9	0.0	2	2	11:36	45.1
NHL TOTALS			46	6	4	10	-3	16	1	0	0	74	8.1	19	51	12:20	40.2

JOST'S CAREER HIGHLIGHTS

Goals, Game: 3 – at TB, 10/19/19
Assists, Game: 2 – seven times
Points, Game: 3 – two times
PIM, Game: 6 – at VGK, 3/26/18
+/-, Game: 3 – vs. WPG, 2/20/19
Shots, Game: 7 – vs. LA, 5/13/21
TOI, Game: 21:53 – vs. STL, 10/16/21
Goal Streak: 2g – five times
Assist Streak: 5g – 4/9-4/22/21
Point Streak: 5g – 4/9-4/22/21
Career Hat Tricks: 1
Career Shootout: 0-1

PERSONAL

- Instagram: josty17
- His first memory of hockey is playing on an outdoor rink with his mom.
- His favorite thing to do during the off-season is wake surf.
- His favorite thing about Minnesota is the lakes.

NO 10

TYSON
JOST
(JHST)

CENTER

Shoots: Left
Ht: 5-11 • Wt: 183
Born: 3/14/98
St. Albert, AB, CAN





2021-22 HIGHLIGHTS

- Finished seventh in voting for the Hart Trophy (6/21).
- Led team in scoring, goals, PPG, GWG and shots in 2022 playoffs.
- Set franchise record for most goals in a playoff series with seven in 2022 First Round vs. STL.
- Notched first career playoff hat trick in Wild history in Game 2 of 2022 First Round vs. STL (5/4).
- Tallied four-game goal streak in Games 2-5 of 2022 First Round vs. STL to tie franchise playoff record.
- Registered two PPG in Game 5 of 2022 First Round vs. STL (5/10) to tie team record for PPG in a playoff game.
- Recorded GWG in Games 2 and 3 of 2022 First Round series vs. STL.
- Set franchise records in points, goals, assists, even-strength points (77) and multi-point games (32).
- Tied franchise record for even strength goals (33, Hartman).
- Recorded fourth career OT goal vs. CGY (4/28) - T-2nd most in franchise history.
- Ranked T-3rd in the NHL in even strength points and T-5th in even strength goals.
- Ranked second in the NHL in goals and third in scoring (44-53=97) since 11/18 (66 games).
- Led team in scoring (5th in NHL), goals (5th in NHL), PPG (14), PPP (31), multi-point games and shots (9th in NHL), ranked T-1st in OT goals (2) and fourth in plus/minus rating.
- Tallied 43rd goal of season at STL (4/16) to set franchise record for most goals in a season.
- Tied franchise record with career-best, six game goal streak (7-2=9, 3/24-4/2).
- Recorded two eight-game point streaks: 5-8=13, 1/14-2/2 and 7-4=11, 2/26-3/11.
- Notched career-best, seven-game assist streak (5-9=14, 11/26-12/9).
- Tallied two assists vs. MTL (1/24) to become the fifth active NHL player to reach 100 points in 92 games played or fewer.
- Recorded career-best four points and plus-4 rating vs. DAL (11/18) and vs. WPG (11/26).

CAREER

- Recipient of 2021 Calder Memorial Trophy (6/29/21). Received 99 out of 100 first place votes.
- Ranked T-3rd in NHL in third period goals (12), T-7th in EVG (19) and eighth in goals in 2020-21.
- Led NHL rookies in scoring, goals, PPG (8) and shots on goal, ranked second in assists and PPP (13) and T-3rd in plus/minus rating in 2020-21.
- Led team in scoring, goals and PPG, ranked second in shots on goal and PPP (13) in 2020-21.
- Set franchise rookie records in points, goals, assists, PPG and goal streak (5g, 6-0=6, 4/17-4/24/21).
- Tallied Wild rookie record three PPP (2-1=3) vs. COL (4/7/21).
- Recorded three goals in third period vs. ARI (3/12/21). Tied franchise rookie records for goals, shots (8) and plus/minus in a game (plus-4) and became third player in team history to tally three goals in a period.
- First rookie in team history to record three straight multi-point games (1-5=6, 2/20-2/24/21).
- Recorded an assist on OT goal at LA (1/16/21) to become first player in NHL history to score an overtime point in first two games.
- Notched three points (1-2=3) in NHL debut including GWG in 4-3 OT win at LA (1/14/21). Most points by a Wild player in debut and third player in NHL history to score in overtime in debut.
- Appeared in five consecutive KHL All-Star Games (2016, 2017, 2018, 2019 and 2020).
- Led KHL in goals for the second straight season and ranked third in scoring, T-4th in GWG and fifth in plus/minus rating in 2019-20.
- Named KHL Forward of the Month in February after recording 11 points (8-3=11) and a plus-9 rating in eight games.
- Tallied 100th career goal (10/15/19) to become the youngest player in KHL history to reach 100 goals at 22 years, 170 days.
- Ranked T-2nd on team in playoff scoring to help CSKA win 2019 Gagarin Cup Championship.
- Led KHL in goals and GWG in 2018-19.
- Ranked second on team in PPG, scoring and shots on goal and third in plus/minus rating in 2018-19.
- Registered three points (1-2=3) in three games to help Russia win the 2019 Karjala Cup.
- Led team in assists, ranked T-1st in scoring and PPG, T-2nd in GWG and fourth in goals in 2017-18.
- Led team in goals and even strength goals (15, T-9th in KHL), ranked second in scoring, third in plus/minus rating and PIM, T-3rd in PPG and fourth in shots on goal in 2016-17.
- Set a record for most points in a season by an under-20 player in the KHL in 2016-17.
- Led team in GWG, ranked T-1st in scoring, third in goals and fourth in assists in 2015-16.
- Has played for Russia in seven international tournaments.
- Tallied two goals in nine games as Russia won the bronze medal at 2019 IIHF World Championship.
- Represented the Olympic Athletes from Russia (OAR) at the 2018 Winter Olympics registering nine points (5-4=9) in six games.
- Recorded four points (1-3=4), including the GWG (PPG) in gold medal game as OAR defeated Germany 4-3 in overtime (2/25/18).
- Netted a hat trick in OAR's 8-2 win vs. Slovenia (2/16/18).

STATE OF HOCKEY X 2022-2023 MINNESOTA WILD TEAM GUIDE

- Ranked T-1st in the 2018 Olympics in goals, T-2nd in scoring, T-3rd with a plus-7 rating and T-4th in shots on goal.
- Served as team captain and recorded 12 points (9-3=12) in seven games as Russia won the bronze medal at the 2017 IIHF World Junior Championship.
- Goal total was the most-ever by a Russian player at IIHF World Junior Championship.
- Ranked first in goals and T-1st in scoring at the 2017 IIHF World Junior Championship. Named to the World Junior Championship All-Star Team and named the best forward at the tournament.
- Tallied three points (2-1=3) in seven games to help Russia win a silver medal at the 2016 IIHF World Junior Championship.
- Recorded seven points (5-2=7) in four games at the 2015 IIHF Under-18 World Junior Championship.
- Played for Russia at the 2014 World Junior Challenge and the 2014 Ivan Hlinka Memorial Tournament.

PLAYOFF HIGHLIGHTS

- Ranks T-2nd in GWG and T-4th in goals in team history in Stanley Cup Playoffs.
- Ranked T-1st on team in goals and scoring during 2021 playoffs. Led team forwards in TOI/game.
- Recorded first career Stanley Cup Playoff goal in Game 5 of 2021 First Round at VGK (5/24/21, Fleury).
- Tallied assist for first career playoff point in Game 3 of 2021 First Round vs. VGK (5/20/21).

CAREER TRANSACTIONS

- Selected by Minnesota in the fifth round (135th overall) of the 2015 NHL Draft.
- Signed through 2025-26. Becomes an unrestricted free agent 2026-27.

KAPRIZOV VS. NHL

TEAM	GP	G	A	PTS	+/-	PIM
ANA	11	1	10	11	6	4
ARI	11	7	8	15	5	4
BOS	2	3	0	3	0	4
BUF	2	3	1	4	3	0
CAR	2	2	1	3	2	2
CGY	3	2	1	3	0	4
CHI	4	2	3	5	4	4
CBJ	2	3	0	3	2	2
COL	12	7	5	12	-3	2
DAL	4	4	5	9	1	0
DET	2	3	1	4	1	0

TEAM	GP	G	A	PTS	+/-	PIM
EDM	3	0	4	4	3	0
FLA	2	2	2	4	-4	0
LA	11	7	4	11	6	4
MIN	-	-	-	-	-	-
MTL	2	0	3	3	0	0
NJ	2	2	1	3	5	0
NSH	4	1	3	4	-5	2
NYI	2	1	1	2	1	0
NYR	2	0	2	2	-2	0
OTT	2	1	1	2	1	0
PHI	2	1	1	2	2	0

TEAM	GP	G	A	PTS	+/-	PIM
PIT	2	2	0	2	0	0
SEA	3	1	4	5	-2	0
SJ	11	5	3	8	2	0
STL	10	5	4	9	1	4
TB	2	0	2	2	0	0
TOR	2	0	1	1	-2	0
VAN	3	2	3	5	3	4
VGK	11	6	3	9	1	6
WAS	1	0	0	0	0	0
WPG	4	1	8	9	6	4

KAPRIZOV'S PROFESSIONAL CAREER

SEASON	TEAM	LEAGUE	GP	G	A	PTS	+/-	PIM	PP	SH	GW	S	S%	BS	H	TOI	FO%
2014-15	Novokuznetsk	KHL	31	4	4	8	-4	6	0	0	0	43	9.3	6	16	11:00	-
2015-16	Novokuznetsk	KHL	53	11	16	27	-4	10	3	0	4	114	9.6	21	30	17:21	53.7
2016-17	Salavat Yulaev	KHL	49	20	22	42	9	66	5	0	1	133	15.0	13	18	15:30	36.4
2017-18	CSKA Moscow	KHL	46	15	25	40	22	14	5	0	6	97	15.5	17	24	16:05	0.0
2018-19	CSKA Moscow	KHL	57	30	21	51	34	16	7	0	11	161	18.6	22	13	17:15	-
2019-20	CSKA Moscow	KHL	57	33	29	62	32	10	6	0	6	171	19.3	19	22	17:01	66.7
2020-21	MINNESOTA	NHL	55	27	24	51	10	16	8	0	3	157	17.2	18	29	18:18	12.5
2021-22	MINNESOTA	NHL	81	47	61	108	27	34	14	0	5	289	16.3	29	73	19:06	55.6
WILD/NHL TOTALS			136	74	85	159	37	50	22	0	8	446	16.6	47	102	18:47	24.2

KAPRIZOV'S PROFESSIONAL PLAYOFF CAREER

SEASON	TEAM	LEAGUE	GP	G	A	PTS	+/-	PIM	PP	SH	GW	S	S%	BS	H	TOI	FO%
2016-17	Salavat Yulaev	KHL	5	3	0	3	-1	0	2	0	0	16	18.8	1	2	17:54	0.0
2017-18	CSKA Moscow	KHL	19	2	8	10	1	4	0	0	1	40	5.0	11	8	18:50	0.0
2018-19	CSKA Moscow	KHL	19	4	10	14	5	6	2	0	1	50	8.0	9	9	17:43	-
2019-20	CSKA Moscow	KHL	4	2	2	4	2	2	1	0	1	9	22.2	1	3	17:05	0.0
2020-21	MINNESOTA	NHL	7	2	1	3	-3	4	1	0	0	10	20.0	5	14	18:52	-
2021-22	MINNESOTA	NHL	6	7	1	8	1	2	3	0	2	27	25.9	3	4	19:26	-
WILD/NHL TOTALS			13	9	2	11	-2	6	4	0	2	37	24.3	8	18	19:07	-

KAPRIZOV'S CAREER HIGHLIGHTS

Goals, Game: 3 – vs. ARI, 3/12/21

Assists, Game: 3 – four times

Points, Game: 4 – three times

PIM, Game: 4 – five times

+/-, Game: 4 – four times

Shots, Game: 8 – four times

TOI, Game: 24:48 – vs. DAL, 3/6/22

Goal Streak: 6g – 3/24-4/2/22

Assist Streak: 7g – 11/26-12/9/21

Point Streak: 8g – two times

Career Hat Tricks: One

Career Shootout: 2-7

PERSONAL

- Instagram: KirillKaprizov
- He enjoys playing soccer and fishing during the off-season.
- His favorite hockey memory is winning a gold medal at the Olympics in 2018.

2022-2023 MINNESOTA WILD TEAM GUIDE X STATE OF HOCKEY



JON MERRILL

NO 4

2021-22 HIGHLIGHTS

- Appeared in one game for the United States at 2022 IIHF World Championship.
- Led team in blocked shots in 2022 playoffs.
- Set career highs in points, goals, assists, games played and blocked shots.
- Ranked third on team in blocked shots.
- Tallied two assists vs. CHI (3/19).
- Skated season-high 24:02, recorded four blocked shots and plus-3 rating vs. ANA (1/14).
- Signed three-year extension (1/11).
- Recorded career-best eight blocked shots at LA (12/11) - T-2nd most in franchise history.
- Tied career best with plus-4 rating vs. NJ (12/2).
- Tallied two assists at ARI (11/10).

CAREER

- Skated in 400th career NHL game vs. TOR (5/3/21).
- Set career highs in plus/minus rating, PIM, shots on goal and hits in 2018-19.
- Tallied first career SHG vs. CBJ (2/9/19).
- Recorded a career-best, three-game point streak (1-2=3, 1/8-1/12/19) and (1-2=3, 2/9-2/14/19).
- Notched career-high 17 PIM vs. OTT (10/28/18).
- Registered career-high five shots at CBJ (3/6/18).
- Set career high in TOI/game in 2014-15.
- Tallied first career multi-point game with the GWG and an assist in a 3-2 win vs. TOR (3/23/14).
- Scored first career NHL goal in 2-1 OT win vs. EDM (2/7/14, Bryzgalov) to become the first player in Devils history to score first NHL goal in overtime.
- Registered an assist for first career NHL point at CAR (11/29/13).
- Made NHL debut at MIN (11/3/13).
- Tallied 47 points (11-36=47) and 45 PIM in 82 games during three seasons at the University of Michigan in the Central Collegiate Hockey Association (2010-13).
- Recorded four assists in six games for United States at 2012 IIHF World Junior Championship.
- Named to the 2011 CCHA All-Rookie Team and the 2011 CCHA Second All-Star Team as the Wolverines won the CCHA championship.
- Led team defensemen in scoring with five points (1-4=5) in six games and named one of Team USA's top three players as United States won bronze medal at 2011 IIHF World Junior Championship.
- Won back-to-back gold medals at the 2009 and 2010 IIHF World Under-18 Championships.
- Played two seasons at the U.S. National Team Development Program (2008-10) and totaled 41 points (8-33=41) in 101 contests.

PLAYOFF HIGHLIGHTS

- Appeared in 13 playoff games as Montreal advanced to 2021 Stanley Cup Final.
- Tallied an assist for first career playoff point in Game 2 of 2020 Second Round at VAN (8/30/20).
- Ranked T-1st on team in blocked shots during 2019 playoffs,
- Made Stanley Cup Playoff debut in Game 1 of 2018 First Round vs. LA (4/11/18) and skated in eight playoff games as Vegas advanced to Stanley Cup Final.

CAREER TRANSACTIONS

- Signed by Minnesota as a free agent, July 28, 2021; Acquired by Montreal from Detroit in exchange for Hayden Verbeek and a fifth-round selection (Jack Bar) in the 2021 NHL Draft, April 11, 2021; Signed by Detroit as a free agent, Oct. 9, 2020; Claimed by Vegas in Expansion Draft, June 21, 2017; Selected by New Jersey in the second round (38th overall) of the 2010 NHL Draft.
- Signed through 2024-25. Becomes an unrestricted free agent 2025-26.

MERRILL VS. NHL

TEAM	GP	G	A	PTS	+/-	PIM	TEAM	GP	G	A	PTS	+/-	PIM	TEAM	GP	G	A	PTS	+/-	PIM
ANA	14	1	0	1	1	8	EDM	15	1	0	1	-3	2	PIT	18	1	2	3	-9	10
ARI	14	0	6	6	-2	4	FLA	18	1	3	4	-4	10	SEA	3	0	0	0	0	0
BOS	12	0	3	3	4	2	LA	15	0	1	1	-3	8	SJ	15	1	4	5	5	12
BUF	11	1	0	1	2	2	MIN	10	1	1	2	1	12	STL	9	0	1	1	-3	6
CAR	22	1	3	4	-1	6	MTL	13	0	3	3	-3	4	TB	18	0	3	3	1	4
CGY	17	0	3	3	-3	12	NJ	6	0	1	1	6	4	TOR	18	2	6	8	7	10
CHI	17	0	7	7	3	4	NSH	24	0	3	3	-5	18	VAN	13	0	2	2	6	4
CBJ	24	1	2	3	-7	12	NYI	16	0	2	2	2	8	VGK	3	0	2	2	2	0
COL	17	0	3	3	1	6	NYR	17	1	1	2	-4	0	WAS	16	0	1	1	-8	12
DAL	16	1	0	1	5	6	OTT	17	1	1	2	-1	23	WPG	14	1	3	4	0	8
DET	13	0	1	1	4	6	PHI	19	1	2	3	3	10							

MERRILL'S PROFESSIONAL CAREER

SEASON	TEAM	LEAGUE	GP	G	A	PTS	+/-	PIM	PP	SH	GW	S	S%	BS	H	TOI
2010-11	U. Michigan	CCHA	42	7	18	25	-	16	-	-	-	-	-	-	-	-
2011-12	U. Michigan	CCHA	19	2	9	11	-	15	-	-	-	-	-	-	-	-
2012-13	Albany	AHL	12	1	7	8	-8	4	0	0	0	20	0	-	-	-
	U. Michigan	CCHA	21	2	9	11	3	14	2	0	0	28	7.1	-	-	-
2013-14	NEW JERSEY	NHL	52	2	9	11	-3	12	0	0	2	45	4.4	41	27	19:14
	Albany	AHL	15	2	8	10	-1	0	2	0	1	21	9.5	-	-	-
2014-15	NEW JERSEY	NHL	66	2	12	14	-14	24	2	0	0	47	4.3	89	59	20:33
2015-16	NEW JERSEY	NHL	47	1	4	5	-15	28	0	0	1	30	3.3	54	48	16:54
2016-17	NEW JERSEY	NHL	51	1	5	6	-9	24	0	0	0	48	2.1	68	39	18:34
2017-18	VEGAS	NHL	34	1	2	3	7	22	0	0	1	30	3.3	42	35	16:05
2018-19	VEGAS	NHL	57	3	12	15	16	53	0	1	0	72	4.2	72	71	17:53
2019-20	VEGAS	NHL	49	2	5	7	9	32	0	0	0	37	5.4	71	51	18:15
2020-21	DETROIT	NHL	36	0	5	5	2	12	0	0	0	35	0.0	58	24	19:41
	MONTREAL	NHL	13	0	0	0	-11	4	0	0	0	6	0.0	12	10	14:18
2021-22	MINNESOTA	NHL	69	4	16	20	15	22	0	0	0	59	6.8	112	46	17:06
WILD TOTALS			69	4	16	20	15	22	0	0	0	59	6.8	112	46	17:06
NHL TOTALS			474	16	70	86	-3	233	2	1	4	409	3.9	619	410	18:12

MERRILL'S PROFESSIONAL PLAYOFF CAREER

SEASON	TEAM	LEAGUE	GP	G	A	PTS	+/-	PIM	PP	SH	GW	S	S%	BS	H	TOI
2013-14	Albany	AHL	4	1	1	2	-2	10	0	0	0	7	14.3	-	-	-
2017-18	VEGAS	NHL	8	0	0	0	2	10	0	0	0	2	0.0	15	9	15:44
2018-19	VEGAS	NHL	7	0	0	0	-1	0	0	0	0	5	0.0	18	9	18:25
2019-20	VEGAS	NHL	1	0	1	1	1	0	0	0	0	0	0.0	0	2	14:08
2020-21	MONTREAL	NHL	13	0	0	0	-4	0	0	0	0	6	0.0	23	11	12:53
2021-22	MINNESOTA	NHL	6	0	1	1	-6	0	0	0	0	7	0.0	12	3	16:25
WILD TOTALS			6	0	1	1	-6	0	0	0	0	7	0.0	12	3	16:25
NHL TOTALS			35	0	2	2	-8	10	0	0	0	20	0.0	68	34	15:17

MERRILL'S CAREER HIGHLIGHTS

Goals, Game: 1 – 16 times
Assists, Game: 2 – three times
Points, Game: 2 – five times
PIM, Game: 17 – vs. OTT, 10/28/18

+/-, Game: 4 – four times
Shots, Game: 5 – at CBJ, 3/6/18
TOI, Game: 30:19 – vs. TB, 12/19/14
Goal Streak: None

Assist Streak: 2g – six times
Point Streak: 3g – two times
Career Hat Tricks: None
Career Shootout: 0-0

PERSONAL

- He and his wife, Jessica, have four daughters: Olive, Lennon, Jolie and Sonny.
- His favorite cheat meal is french fries or poutine.
- His favorite TV show to binge watch is Schitt's Creek.

2021-22 HIGHLIGHTS

- Signed three-year contract extension (7/6).
- Led team in plus/minus rating and ranked second in blocked shots in playoffs.
- Tallied assist in Game 4 of 2022 First Round at STL (5/8) for first career playoff point.
- Made Stanley Cup Playoff debut in Game 1 of 2022 First Round vs. STL (5/2) and appeared in all six games of series.
- Blocked shot total ranked second on team.
- Ranked third among NHL rookies in blocked shots and fourth in PIM.
- Tied career best with two assists, led team with five blocked shots and was plus-3 vs. LA (4/10).
- Led San Jose in plus/minus rating, ranked second in PIM and third in blocked shots at time of trade (3/21).
- Recorded career highs in blocked shots (7) and TOI (25:01) at ANA (3/6).
- Registered career-high six hits vs. VGK (2/20).
- Tallied goal and assist at PIT (1/2) for first career point streak (1-3=4, 12/30-1/2).
- Notched two assists for first career multi-point game vs. PHI (12/30).
- Tallied career-high five shots vs. TOR (11/26).
- Recorded first career NHL goal vs. OTT (11/24, Murray).

CAREER

- Ranked second among team defensemen in assists and points in 2021 Calder Cup Playoffs.
- Led team defensemen in goals in 2020-21.
- Ranked second among team defensemen in PIM in 2019-20.
- Named to AHL All-Star Classic in 2018-19.
- Ranked T-1st on team in plus/minus rating and third in PIM in 2018-19.
- Tallied first career NHL point (assist) at EDM (4/4/19).
- Made NHL debut vs. TB (1/5/19).
- Led team defensemen in scoring, assists and PIM in 2017-18. Ranked second on team in PIM.
- Led rookie defensemen on team in plus/minus and ranked T-10th in plus/minus rating among AHL rookie defensemen in 2016-17.
- Made AHL debut at Ontario (10/22/16).
- Made professional debut with Manchester Monarchs (ECHL) vs. Adirondack (4/8/16).
- Served as team captain for Ottawa in 2015-16. Led team in games played and ranked second in PIM.
- Ranked second among team defensemen in scoring, PIM and assists in 2013-14.
- Named to OHL Second All-Rookie Team in 2012-13.

PLAYOFF HIGHLIGHTS

- Led team in plus/minus rating and ranked second in blocked shots in 2022 playoffs.
- Tallied assist in Game 4 at STL (5/8) for first career playoff point.
- Made Stanley Cup Playoff debut in Game 1 of 2022 First Round vs. STL (5/2) and appeared in all six games of series.

CAREER TRANSACTIONS

- Acquired by Minnesota from San Jose in exchange for Kaapo Kahkonen and a fifth-round selection (Jake Furlong) in the 2022 NHL Draft (March 21, 2022); Signed by San Jose as a free agent, Sept. 7, 2017; Signed by San Jose (AHL) as a free agent, Oct. 4, 2016; Selected by Los Angeles in the seventh round (202nd overall) of the 2014 NHL Draft.
- Signed through 2024-25. Becomes an unrestricted free agent 2025-26.

MIDDLETON VS. NHL

TEAM	GP	G	A	PTS	+/-	PIM	TEAM	GP	G	A	PTS	+/-	PIM	TEAM	GP	G	A	PTS	+/-	PIM
ANA	2	0	0	0	-1	0	EDM	3	0	1	1	1	4	PIT	3	1	1	2	1	0
ARI	5	0	0	0	-5	2	FLA	1	0	0	0	0	0	SEA	3	0	0	0	1	7
BOS	2	0	0	0	-1	5	LA	4	0	3	3	3	2	SJ	1	0	0	0	0	0
BUF	-	-	-	-	-	-	MIN	2	0	1	1	3	11	STL	4	1	0	1	0	7
CAR	2	0	0	0	0	2	MTL	3	0	0	0	0	2	TB	2	0	0	0	0	0
CGY	2	0	0	0	-1	0	NJ	3	1	1	2	-1	7	TOR	2	0	1	1	1	2
CHI	1	0	0	0	0	0	NSH	4	0	0	0	-2	12	VAN	5	0	1	1	1	2
CBJ	2	0	0	0	1	0	NYI	3	0	0	0	-4	2	VGK	4	0	0	0	-1	0
COL	4	0	1	1	4	9	NYR	2	0	0	0	-1	2	WAS	2	0	0	0	2	0
DAL	2	0	0	0	0	0	OTT	2	1	0	1	1	7	WPG	1	0	0	0	1	5
DET	1	0	0	0	0	5	PHI	3	0	3	3	2	0							

MIDDLETON'S PROFESSIONAL CAREER

SEASON	TEAM	LEAGUE	GP	G	A	PTS	+/-	PIM	PP	SH	GW	S	S%	BS	H	TOI
2012-13	Owen Sound	OHL	14	0	1	1	3	7	0	0	0	-	-	-	-	-
	Ottawa	OHL	15	1	3	4	-16	18	0	0	0	-	-	-	-	-
2013-14	Ottawa	OHL	65	2	21	23	-21	64	1	0	1	-	-	-	-	-
2014-15	Ottawa	OHL	64	4	23	27	11	62	2	0	0	-	-	-	-	-
2015-16	Ottawa	OHL	68	7	24	31	11	68	3	1	2	130	5.4	-	-	-
	Manchester	ECHL	2	0	1	1	1	0	0	0	0	1	0.0	-	-	-
2016-17	San Jose	AHL	50	1	8	9	11	56	0	0	1	43	2.3	-	-	-
2017-18	San Jose	AHL	67	6	22	28	-1	80	3	0	2	114	5.3	-	-	-
2018-19	SAN JOSE	NHL	3	0	1	1	-1	2	0	0	0	0	0.0	2	1	9:56
	San Jose	AHL	57	5	14	19	16	67	0	0	0	94	5.3	-	-	-
2019-20	SAN JOSE	NHL	10	0	2	2	-2	9	0	0	0	9	0.0	5	18	10:46
	San Jose	AHL	32	1	5	6	-13	52	0	1	0	50	2.0	-	-	-
2020-21	SAN JOSE	NHL	1	0	0	0	-2	2	0	0	0	1	0.0	1	2	8:44
	San Jose	AHL	22	3	4	7	4	18	0	0	0	40	7.5	-	-	-
2021-22	SAN JOSE	NHL	45	3	6	9	3	69	0	0	0	51	5.9	89	89	19:03
	MINNESOTA	NHL	21	1	4	5	7	13	0	0	0	22	4.5	35	29	17:55
WILD TOTALS			21	1	4	5	7	13	0	0	0	22	4.5	35	29	17:55
NHL TOTALS			80	4	13	17	5	95	0	0	0	83	4.8	132	139	17:15

MIDDLETON'S PROFESSIONAL PLAYOFF CAREER

SEASON	TEAM	LEAGUE	GP	G	A	PTS	+/-	PIM	PP	SH	GW	S	S%	BS	H	TOI
2014-15	Ottawa	OHL	6	1	1	2	-5	4	1	0	0	-	-	-	-	-
2015-16	Ottawa	OHL	5	0	2	2	-3	2	0	0	0	8	0.0	-	-	-
	Manchester	ECHL	5	0	0	0	-2	0	0	0	0	5	0.0	-	-	-
2016-17	San Jose	AHL	13	0	4	4	2	10	0	0	0	36	0.0	-	-	-
2017-18	San Jose	AHL	4	0	1	1	-4	0	0	0	0	7	0.0	-	-	-
2018-19	San Jose	AHL	4	0	0	0	-5	0	0	0	0	2	0.0	-	-	-
2020-21	San Jose	AHL	4	0	2	2	1	0	0	0	0	8	0.0	-	-	-
2021-22	MINNESOTA	NHL	6	0	1	1	6	2	0	0	0	9	0.0	11	7	16:54
WILD/NHL TOTALS			6	0	1	1	6	2	0	0	0	9	0.0	11	7	16:54

MIDDLETON'S CAREER HIGHLIGHTS

Goals, Game: 1 – four times	+/-, Game: 4 – vs. COL, 4/29/22	Assist Streak: 2g – 12/30/21-1/2/22
Assists, Game: 2 – two times	Shots, Game: 5 – vs. TOR, 11/26/21	Point Streak: 2g – two times
Points, Game: 2 – three times	TOI, Game: 25:01 – at ANA, 3/6/22	Career Hat Tricks: None
PIM, Game: 7 – four times	Goal Streak: None	Career Shootout: 0-0

PERSONAL

- Claims to only own five white and black t-shirts and three pairs of jeans.
- His favorite hockey memory is playing at West Edmonton Mall.
- His favorite thing about Minnesota is Michelob Golden Light.

NO 5
JAKE
MIDDLETON
DEFENSEMAN

Shoots: Left
Ht: 6-3 • Wt: 220
Born: 1/2/96
Stratford, Ontario



JAKE
MIDDLETON

NO 5



2021-22 HIGHLIGHTS

- Finalist for 2021-22 Lady Byng Memorial Trophy.
- Ranked T-1st among team defensemen in playoff scoring.
- Registered a playoff career-best, three game point/assist streak (0-3=3) in Games 3-5 of 2022 First Round series vs. STL.
- Ranked T-1st on team in OT goals (2), second in plus/minus rating, third in TOI/game and T-5th in assists.
- Led team defensemen in scoring and goals.
- Set career highs in assists, PPA and PPP.
- Named Bill Masterton nominee by Twin Cities PHWA (4/25).
- Recorded career-best, seven-game assist/point streak (1-7=8, 3/29-4/10). Tied franchise record for longest assist/point streak by defenseman.
- Played in 744th career NHL game at PHI (3/3) to become all-time games played leader by a Wild defenseman.
- Tied career best/franchise record with plus-5 rating vs. DAL (11/18). Third career plus-5 game.

CAREER

- Ranks first in franchise history in plus/minus rating and blocked shots, second in games played, third in assists, sixth in scoring, PPG and hits.
- Franchise leader in games played, goals, PPG, GWG, blocked shots, plus/minus rating, shots on goal and hits by a defenseman, ranks second in points, assists and PPP (116).
- Owns the fewest penalty minutes among active NHL defensemen that have played in at least 700 games since entering the League in 2010-11.
- Finalist for the 2020-21 Lady Byng Memorial Trophy.
- Led team in blocked shots, ranked third in PPP (8) and fourth in shots on goal in 2020-21.
- Recorded assist vs. STL (4/29/21) for 300th career NHL point to become eighth player/second defenseman in team history to reach milestone.
- Skated in 700th NHL game vs. STL (4/28/21) to become third player/second defenseman in team history to reach milestone.
- Tallied career-high three PPA vs. COL (4/7/21) - third PPA was 100th career PPP - seventh player/second defenseman in team history to reach milestone.
- Registered 200th career assist vs. COL (1/31/21) - seventh player/second defenseman in franchise history to reach milestone.
- Named second captain in team history (1/3/21).
- Ranked T-11th among NHL defensemen in goals in 2019-20.
- Ranked second on team in blocked shots and TOI/game and fifth in PPP (13) in 2019-20.
- Notched first career hat trick at EDM (2/21/20) and became 12th different defenseman in NHL history to record natural hat trick.
- Notched three points (1-2=3) and plus-5 rating vs. OTT (11/29/19). Plus/minus rating tied franchise record.
- Ranked third in the NHL in plus/minus rating and 19th in TOI/game in 2016-17. Plus/minus rating was career best and ranks fourth in franchise history.
- Led team in blocked shots and ranked second in scoring and goals among team defensemen in 2016-17.
- Set career highs in PPG and blocked shots in 2015-16.
- Ranked T-1st in the NHL with three SHA in 2015-16.
- Led team in blocked shots, ranked second in TOI/game and plus/minus rating. Led team defensemen in goals and ranked second in scoring in 2015-16.
- Tallied career-high two PPG vs. CGY (3/24/16).
- Ranked third on team in blocked shots and TOI/game in 2014-15.
- Recorded franchise-record nine blocked shots at COL (10/11/14).
- Ranked second in scoring among team defensemen and third in TOI/game in 2012-13.
- Set team record for defenseman with plus-5 rating (w/Clayton Stoner) at DAL (3/25/13).
- Led team defensemen in scoring and shots on goal in 2011-12. Ranked third on team in TOI/game, fourth in blocked shots and PPP (12).
- Recorded two PIM in 53 games during rookie season in 2010-11 to become third NHL defenseman to play in 50 or more games in a season and register two or fewer PIM (Tomas Kaberle 2001-02, Bill Quackenbush 1948-49).
- Notched first career NHL goal vs. EDM (2/22/11, Khabibulin).
- Recorded assist for first NHL point at CHI (1/25/11).
- Made NHL debut at CGY (11/29/10).
- Ranked fifth in assists and ninth in scoring among WHL defensemen in 2009-10.
- Ranked seventh with a plus-36 rating and T-14th in scoring among WHL defensemen in 2008-09.
- Member of 2008 Spokane Chiefs Memorial Cup championship team.

PLAYOFF HIGHLIGHTS

- Franchise's all-time leader in scoring, goals, assists, PPG, PPP (13), blocked shots and takeaways (28) among defensemen in the playoffs and ranks T-1st in games played.
- Ranks second in playoff PPP in franchise history.

- Led team in blocked shots and ranked T-1st in assists and points in 2021 playoffs.
- Tallied two goals and career-best three points (1-2=3) in Game 1 of Qualifying Round at VAN (8/2/20).
- Led team defensemen in goals and scoring in 2020 playoffs.
- Led team in blocked shots and ranked first among team defensemen in scoring during 2016 playoffs.
- Ranked second on team in TOI/game and blocked shots in 2014 playoffs.
- Tallied game-tying goal with 2:27 left in regulation in Game 7 of 2014 First Round at COL (4/30/14).
- Recorded first career playoff goal in Game 4 of 2014 First Round vs. COL (4/24/14, Varlamov).
- Made Stanley Cup Playoff debut in 2013 and led team in blocked shots.

CAREER TRANSACTIONS

- Signed as a free agent by Minnesota on Sept. 23, 2010; Selected by N.Y. Islanders in the sixth round (156th overall) of the 2008 NHL Draft.
- Signed through 2026-27. Becomes an unrestricted free agent 2027-28.

SPURGEON VS. NHL

TEAM	GP	G	A	PTS	+/-	PIM	TEAM	GP	G	A	PTS	+/-	PIM
ANA	36	7	9	16	-1	4	EDM	30	8	4	12	8	4
ARI	33	5	16	21	16	2	FLA	17	1	10	11	6	2
BOS	13	0	6	6	-2	4	LA	36	4	8	12	7	4
BUF	15	4	6	10	11	6	MIN	-	-	-	-	-	-
CAR	15	1	12	13	2	2	MTL	17	4	4	8	5	6
CGY	36	5	8	13	2	6	NJ	13	3	8	11	8	4
CHI	37	3	11	14	10	4	NSH	37	3	10	13	-13	10
CBJ	23	2	10	12	1	6	NYI	17	3	5	8	7	2
COL	55	5	15	20	10	10	NYR	17	2	2	4	-1	2
DAL	38	6	11	17	1	8	OTT	15	4	5	9	8	4
DET	24	0	7	7	-6	2	PHI	15	1	7	8	3	0

SPURGEON'S CAREER STATISTICS

SEASON	TEAM	LEAGUE	GP	G	A	PTS	+/-	PIM	PP	SH	GW	S	S%	BS	H	TOI
2010-11	MINNESOTA	NHL	53	4	8	12	-1	2	2	0	1	38	10.5	45	37	15:04
	Houston	AHL	23	2	7	9	-5	10	1	0	0	34	5.9	-	-	-
2011-12	MINNESOTA	NHL	70	3	20	23	-4	6	2	0	1	92	3.3	95	36	21:35
2012-13	MINNESOTA	NHL	39	5	10	15	1	4	4	0	2	67	7.5	55	46	21:33
2013-14	MINNESOTA	NHL	67	5	21	26	15	16	2	0	1	91	5.5	107	80	22:38
2014-15	MINNESOTA	NHL	66	9	16	25	3	6	3	0	2	128	7.0	124	48	22:37
2015-16	MINNESOTA	NHL	77	11	18	29	11	14	5	0	2	122	9.0	157	51	22:41
2016-17	MINNESOTA	NHL	76	10	28	38	33	20	1	0	2	144	6.9	140	49	24:01
2017-18	MINNESOTA	NHL	61	9	28	37	-6	8	3	0	2	110	8.2	127	64	24:32
2018-19	MINNESOTA	NHL	82	14	29	43	-1	20	4	0	0	152	9.2	145	91	24:09
2019-20	MINNESOTA	NHL	62	12	20	32	-1	18	3	0	2	112	10.7	102	61	22:34
2020-21	MINNESOTA	NHL	54	7	18	25	-2	6	3	0	2	94	7.4	102	52	22:05
2021-22	MINNESOTA	NHL	65	10	30	40	32	10	0	0	2	116	8.6	83	44	21:09
WILD/NHL TOTALS			772	99	246	345	80	130	32	0	17	1266	7.8	1282	659	22:15

SPURGEON'S CAREER PLAYOFF STATISTICS

SEASON	TEAM	LEAGUE	GP	G	A	PTS	+/-	PIM	PP	SH	GW	S	S%	BS	H	TOI
2010-11	Houston	AHL	23	1	10	11	5	10	1	0	0	-	-	-	-	-
2012-13	MINNESOTA	NHL	5	0	0	0	-3	2	0	0	0	8	0.0	14	0	21:15
2013-14	MINNESOTA	NHL	13	3	3	6	0	2	1	0	0	22	13.6	26	21	24:04
2014-15	MINNESOTA	NHL	10	1	3	4	0	4	1	0	0	11	9.1	21	4	21:20
2015-16	MINNESOTA	NHL	6	2	3	5	1	4	2	0	0	10	20.0	19	10	26:00
2016-17	MINNESOTA	NHL	5	0	1	1	-1	0	0	0	0	13	0.0	10	6	25:20
2017-18	MINNESOTA	NHL	5	0	1	1	-4	0	0	0	0	3	0.0	8	3	21:48
2019-20	MINNESOTA	NHL	4	2	2	4	-1	4	1	0	0	7	28.6	7	6	22:48
2020-21	MINNESOTA	NHL	7	0	3	3	-6	0	0	0	0	7	0.0	21	14	22:55
2021-22	MINNESOTA	NHL	6	0	3	3	1	4	0	0	0	9	0.0	7	2	20:33
WILD/NHL TOTALS			61	8	19	27	-13	20	5	0	0	90	8.9	133	66	22:56

SPURGEON'S CAREER PLAYOFF HIGHLIGHTS

Goals, Game: 3 – at EDM, 2/21/20

Assists, Game: 3 – three times

Points, Game: 3 – 10 times

PIM, Game: 4 – three times

+/-, Game: 5 – three times

Shots, Game: 8 – vs. BUF, 11/13/14

TOI, Game: 31:06 – vs. COL, 1/24/17

Goal Streak: 2g – seven times

Assist Streak: 7g – 3/29-4/10/22

Point Streak: 7g – 3/29-4/10/22

Career Hat Tricks: One

Career Shootout: 0-2

PERSONAL

- His favorite hockey memories are winning the Memorial Cup and playing in his first NHL game.
- He enjoys spending time at the lake and playing tennis during the off-season.
- His favorite TV show to watch is Ted Lasso.
- Instagram: Jaredspurgeon46



SAM STEEL

NO 23

2021-22 HIGHLIGHTS

- Set career-highs in games played and blocked shots and tied career best in goals for the fourth consecutive season.
- Tied career best with two assists at CHI (3/8).
- Recorded a three-game point streak (1-3=4, 1/26-1/29) tying his career best.
- Tied career high with five shots vs. COL (1/19).
- Registered a three-game assist streak (0-3=3, 12/12-12/17) tying his career best.
- Skated season-best 17:40 at WPG (10/21).
- Tallied season-high two goals (second career multi-goal effort) and tied career best with a plus-3 rating at EDM (10/19).

CAREER

- Ranked T-1st among players 23-and-younger in FOW and ranked fourth in the NHL in PP FOW (67.6, min. 30 attempts) in 2020-21.
- Registered a career-high five shots at STL (3/26/21).
- Appeared in 100th career NHL game vs. SJ (2/6/21).
- Established career highs in points, assists, PIM, shots on goal and TOI/game in 2019-20.
- Led NHL rookies in FOW (369), FOW% (min. 400 FO) and FO (734) in 2019-20.
- Ranked T-9th among NHL rookies in assists and games played and T-10th in PPP (8).
- Led team rookies in goals, assists, points, PPP and games played in 2019-20.
- Became the youngest Ducks player (21 years, 51 days) to record a hat trick at VAN (3/26/19).
- Scored first career overtime goal in a 2-1 win at CAR (1/17/20). One of seven NHL rookies to score an overtime goal in 2019-20.
- Ranked third in goals and T-4th in playoff scoring among AHL rookies as San Diego reached Western Conference Final.
- Ranked T-5th among AHL rookies in goals in 2018-19.
- Ranked T-2nd on team in goals and T-4th in scoring in 2018-19.
- Scored first career NHL goal vs. BUF (10/21/18, Hutton).
- Tallied first career NHL point with an assist at DAL (10/13/18).
- Made NHL debut in Anaheim's season-opening 5-2 win at SJ (10/3/18).
- Served as captain and led team in assists, ranked second in scoring and third in goals in 2017-18.
- Named the 2018 Memorial Cup Most Valuable Player after leading all skaters in scoring with 13 points (2-11=13) in five games.
- Tallied five assists (all primary) vs. Swift Current (5/23/18) to tie Memorial Cup record for most assists in a game.
- Led the Canadian Hockey League in scoring in 2016-17.
- Named the 2017 WHL Player of the Year and won the Bob Clarke Trophy as the WHL's top scorer.
- Ranked second in the WHL in assists and PPP (44), T-2nd in SHG (5), T-3rd in goals and fifth in plus/minus rating (plus-49).
- Tallied nine points (4-5=9) in seven games to help Canada win the gold medal at the 2018 IIHF World Junior Championship.
- Ranked second on team in assists and T-2nd in scoring in 2015-16.
- Played in the 2016 CHL Top Prospects Game.
- Ranked second in assists, fourth in scoring and T-5th in goals among WHL rookies in 2014-15.
- Registered three points (1-2=3) in four games to help Canada win the gold medal at the 2015 Ivan Hlinka Memorial Championship.

CAREER TRANSACTIONS

- Signed by Minnesota as a free agent, Aug. 30, 2022; Selected by Anaheim in the first round (30th overall) of the 2016 NHL Draft.
- Signed through 2022-23 season. Becomes an unrestricted free agent 2023-24.

STEEL VS. NHL

TEAM	GP	G	A	PTS	+/-	PIM	TEAM	GP	G	A	PTS	+/-	PIM	TEAM	GP	G	A	PTS	+/-	PIM
ANA	-	-	-	-	-	-	EDM	7	2	2	4	0	0	PIT	3	0	1	1	0	0
ARI	14	1	3	4	-2	4	FLA	3	0	0	0	-2	2	SEA	2	0	1	1	0	0
BOS	3	0	0	0	1	2	LA	16	3	3	6	-5	0	SJ	13	1	2	3	-5	0
BUF	5	1	2	3	2	2	MIN	12	1	1	2	-3	2	STL	15	2	3	5	0	6
CAR	4	1	1	2	1	0	MTL	2	0	1	1	1	2	TB	4	0	1	1	-2	4
CGY	7	1	1	2	-4	2	NJ	2	0	0	0	0	2	TOR	4	1	1	2	0	0
CHI	7	0	4	4	-2	0	NSH	6	0	1	1	0	2	VAN	5	6	0	6	7	0
CBJ	3	0	0	0	0	2	NYI	4	0	1	1	0	2	VKG	16	1	5	6	-13	6
COL	10	1	1	2	2	4	NYR	3	1	0	1	1	2	WAS	4	1	0	1	-2	0
DAL	6	0	3	3	-4	0	OTT	4	0	2	2	2	4	WPG	4	0	0	0	-3	0
DET	4	0	0	0	-2	2	PHI	5	0	1	1	-3	0							

STEEL'S PROFESSIONAL CAREER

SEASON	TEAM	LEAGUE	GP	G	A	PTS	+/-	PIM	PP	SH	GW	S	S%	BS	H	TOI
2013-14	Regina	WHL	5	0	0	0	0	0	0	0	0	-	-	-	-	-
2014-15	Regina	WHL	61	17	37	54	10	16	6	3	3	-	-	-	-	-
2015-16	Regina	WHL	72	23	47	70	-8	24	8	1	3	-	-	-	-	-
2016-17	Regina	WHL	66	50	81	131	49	40	15	5	6	-	-	-	-	-
2017-18	Regina	WHL	54	33	50	83	27	18	11	3	4	-	-	-	-	-
2018-19	ANAHEIM	NHL	22	6	5	11	2	8	0	1	0	33	18.2	6	9	14:58
	San Diego	AHL	53	20	21	41	-3	24	3	1	3	99	20.2	-	-	-
2019-20	ANAHEIM	NHL	65	6	16	22	-13	20	1	0	1	85	7.1	25	24	15:33
2020-21	ANAHEIM	NHL	42	6	6	12	-7	8	0	0	0	42	14.3	19	41	12:19
2021-22	ANAHEIM	NHL	68	6	14	20	-17	16	0	0	1	66	9.1	27	37	12:19
WILD TOTALS			-	-	-	-	-	-	-	-	-	-	-	-	-	-
NHL TOTALS			197	24	41	65	-35	52	1	1	2	226	10.6	77	111	14:09

STEEL'S PROFESSIONAL PLAYOFF CAREER

SEASON	TEAM	LEAGUE	GP	G	A	PTS	+/-	PIM	PP	SH	GW	S	S%	BS	H	TOI
2013-14	Regina	WHL	2	0	0	0	-1	0	0	0	0	-	-	-	-	-
2015-16	Regina	WHL	12	6	10	16	5	4	2	1	1	-	-	-	-	-
2016-17	Regina	WHL	23	11	19	30	8	8	4	1	0	-	-	-	-	-
2017-18	Regina	WHL	7	1	10	11	6	2	0	0	0	-	-	-	-	-
2018-19	San Diego	AHL	16	6	7	13	5	8	0	1	1	28	21.4	-	-	-
NHL TOTALS																

NO NHL EXPERIENCE

STEEL'S CAREER HIGHLIGHTS

Goals, Game: 3 – at VAN, 3/26/19	+/-, Game: 3 – two times	Assist Streak: 3g – three times
Assists, Game: 2 – two times	Shots, Game: 5 – two times	Point Streak: 3g – five times
Points, Game: 3 – at VAN, 3/26/19	TOI, Game: 21:47 – vs. PHI, 12/29/19	Career Hat Tricks: One
PIM, Game: 4 – two times	Goal Streak: 2g – two times	Career Shootout: 0-3

PERSONAL

- Has a Cavalier King Charles Spaniel named Frankie.
- His favorite hockey memory is winning gold for Canada at the 2018 World Junior Championship.
- Favorite video game is Call of Duty.
- Breaking Bad is his favorite TV show.

NO 13

SAM STEEL

CENTER

Shoots: Left

Ht: 5-11 • Wt: 182

Born: 2/3/98

Sherwood Park, Alberta CAN



NO 36

MATS
ZUCCARELLO

(zoo-ka-REHL-oh)

RIGHT WING

Shoots: Left
Ht: 5-8 • Wt: 182
Born: 9/1/87
Oslo, NOR

2021-22 HIGHLIGHTS

- Set career highs in points, assists, PPP (28), PPA (21) and plus/minus rating. PPG total tied career best.
- Ranked second in team history in assists and multi-point games (24), T-4th in points and fifth in goals.
- Led team in PPA (21), ranked second in assists, PPP and multi-point games, third in scoring and PPG and fifth in goals.
- Tallied two assists at STL (4/16) - first assist was 500th career NHL point.
- Recorded career-best, 10-game point streak (5-13=18, 12/20-2/2).
- Tallied franchise record six straight multi-point games and tied career best with six game assist streak (4-9=13, 1/14-1/28).
- Collected two assists at EDM (12/7) - second helper was 300th career NHL assist.
- Tied career high with four points (2-2=4) vs. WPG (10/19).

CAREER

- All-time leader in games played, goals, assists and points by a Norwegian-born player in NHL history.
- Ranks T-7th in the NHL in shootout goals since entering the NHL in 2010.
- Ranked T-2nd on team in assists, third in scoring and T-4th in goals in 2020-21.
- Skated in 600th career NHL game at VGK (4/1/21).
- Led team in assists, points, PPA, takeaways (69) and shootout goals, ranked T-2nd in PPP (17) and third in shots on goal in 2017-18. Led team forwards in TOI/game.
- Recorded PPA on OT goal in 2018 NHL Winter Classic vs. BUF (1/1/18).
- Tallied career-high four points (1-3=4) at TOR (10/7/17).
- Established career-highs in takeaways (70) and shots on goal in 2016-17. Ranked T-5th in the NHL in shootout goals (4), seventh in takeaways and T-7th in even strength assists (35).
- Led team in assists, points, takeaways and shootout goals (4) in 2016-17.
- Recorded career-highs in games played, goals and PPG in 2015-16.
- Led team in points, ranked second in goals, assists, PPG and takeaways (59) and T-2nd in even strength goals (19) in 2015-16.
- Finalist for 2016 Bill Masterton Memorial Trophy.
- Registered first career NHL hat trick in 3-1 win vs. TOR (10/30/15, Bernier).
- Led team in scoring, ranked T-1st in assists and shootout goals (3), third in goals, T-3rd in GWG and plus/minus rating and fourth in PPP (17) in 2013-14.
- Recorded two points (1-1=2) and a plus-2 rating for the Eastern Conference at the 2012 AHL All-Star Game.
- Tallied two points (1-1=2) including GWG in overtime for first career NHL goal vs. CAR (1/5/11, Ward).
- Recorded first career NHL point (assist) in second career NHL game vs. NYI (12/27/10).
- Tallied a shootout goal in NHL debut vs. TB (12/23/10). Became seventh Norwegian to play in the NHL.
- Led the Swedish Hockey League in scoring in 2009-10 and captured the Guldhjälmen award as league's Most Valuable Player.
- Has represented Norway in 10 international tournaments including the 2014 and 2010 Winter Olympics.
- Registered four points (1-3=4) in six games to help Team Europe finish as the runner-up at the 2016 World Cup of Hockey. Ranked T-1st on Team Europe in scoring and plus/minus rating and T-5th in the tournament in assists and points.
- Tallied five points (2-3=5) in three games to help Norway qualify for 2018 Winter Olympics.
- Played for Norway at the 2016, 2010, 2009 and 2008 IIHF World Championships, the 2007 (Div. 1) and 2006 IIHF World Junior Championships and the 2005 (Div. 1) and 2004 IIHF World Under-18 Championships.
- Registered three points (1-2=3) in seven games for Norway at the 2016 IIHF World Championship.
- Skated in three games at the 2014 Winter Olympics and led team forwards in TOI/game (22:25).
- Ranked third on team in scoring at 2010 Winter Olympics.
- Led Norway with three goals in six games at the 2009 IIHF World Championship.
- Ranked T-6th in scoring at the 2007 IIHF World Junior Championship (Div. 1) with seven points (2-5=7) in five games.
- Helped Norway capture gold medal at 2005 IIHF World Under-18 Championship (Div. 1).
- Made international debut with Norway at 2004 IIHF Under-18 World Championship and recorded five points (2-3=5) in five contests.

PLAYOFF HIGHLIGHTS

- Ranked T-1st on team in assists and scoring in 2021 playoffs.
- Ranked T-1st on the team in scoring, second in takeaways (10), T-2nd in assists and T-3rd in goals during 2018 playoffs.
- Ranked T-1st on team in goals and takeaways (10) and T-2nd in points in 2017 playoffs.
- Recorded two goals, including GWG in Game 6 of 2017 First Round vs. MTL (4/22/17) for first career multi-goal playoff game.
- Registered first career GWG in Stanley Cup Playoffs in Game 2 of 2016 First Round at PIT (4/16/16).
- Ranked second among NHL forwards in blocked shots in 2014 playoffs. Ranked T-2nd on team (T-8th in NHL) in plus/minus rating.
- Recorded three points (1-2=3) in Game 1 of Eastern Conference Final at MTL (5/17/14).
- Tallied three assists in Game 5 of 2014 Second Round at PIT (5/9/14).
- Ranked second on team in assists and scoring during 2013 playoffs.
- Recorded first career Stanley Cup Playoff goal in Game 7 of 2013 First Round at WSH (5/13/13, Holtby).

CAREER TRANSACTIONS

- Signed by Minnesota as a free agent, July 1, 2019; Acquired by Dallas from the New York Rangers in exchange for a 2019 second-round selection (Matthew Robertson) and a 2020 third-round selection, March 23, 2019; Signed by New York Rangers as a free agent, May 26, 2010.
- Signed through 2023-24 season. Becomes an unrestricted free agent 2024-25.

ZUCCARELLO VS. NHL

TEAM	GP	G	A	PTS	+/-	PIM	TEAM	GP	G	A	PTS	+/-	PIM	TEAM	GP	G	A	PTS	+/-	PIM
ANA	26	8	15	23	12	8	EDM	17	5	14	19	13	2	PIT	32	6	14	20	-3	16
ARI	23	5	17	22	1	0	FLA	25	14	13	27	2	4	SEA	2	1	0	1	0	0
BOS	20	3	10	13	-1	8	LA	24	4	10	14	4	6	SJ	25	7	15	22	6	2
BUF	23	5	11	16	3	6	MIN	12	2	8	10	5	0	STL	24	7	8	15	-5	11
CAR	35	9	24	33	14	12	MTL	23	2	7	9	-3	10	TB	22	6	8	14	3	16
CGY	16	2	4	6	-1	8	NJ	30	6	16	22	18	10	TOR	21	11	12	23	8	2
CHI	18	4	11	15	5	8	NSH	18	1	9	10	-6	12	VAN	17	6	11	17	7	8
CBJ	27	7	8	15	-11	16	NYI	34	4	11	15	-20	14	VGK	16	3	5	8	-6	4
COL	23	5	18	23	3	14	NYR	4	1	2	3	-1	0	WAS	26	3	8	11	-1	10
DAL	19	3	14	17	4	6	OTT	16	5	9	14	9	12	WPG	21	10	7	17	-4	16
DET	20	5	10	15	2	10	PHI	29	4	13	17	4	14							

ZUCCARELLO'S CAREER STATISTICS

SEASON	TEAM	LEAGUE	GP	G	A	PTS	+/-	PIM	PP	SH	GW	S	S%	BS	H	TOI	FO%
2008-09	MODO	Sweden	35	12	28	40	10	38	-	-	-	-	-	-	-	-	-
2009-10	MODO	Sweden	55	23	41	64	6	62	-	-	-	-	-	-	-	-	-
2010-11	NEW YORK	NHL	42	6	17	23	3	4	0	0	2	74	8.1	19	56	14:10	53.3
	Hartford/CT	AHL	36	13	16	29	2	16	3	0	2	107	12.1	-	-	-	-
2011-12	NEW YORK	NHL	10	2	1	3	0	6	1	0	1	10	20.0	3	8	10:03	-
	Connecticut	AHL	37	12	24	36	5	22	5	0	1	92	13.0	-	-	-	-
2012-13	NEW YORK	NHL	15	3	5	8	10	8	0	0	0	27	11.1	15	27	16:25	0.0
	Magnitogorsk	KHL	44	11	17	28	-	30	-	-	-	-	-	-	-	-	-
2013-14	NEW YORK	NHL	77	19	40	59	11	32	4	1	4	170	11.2	41	116	17:08	37.5
2014-15	NEW YORK	NHL	78	15	34	49	17	45	0	0	3	154	9.7	42	120	17:16	43.2
2015-16	NEW YORK	NHL	81	26	35	61	2	34	7	0	4	166	15.7	69	88	18:29	45.5
2016-17	NEW YORK	NHL	80	15	44	59	15	26	5	0	3	189	7.9	52	85	18:50	46.2
2017-18	NEW YORK	NHL	80	16	37	53	-10	36	1	0	3	178	9.0	67	62	18:55	26.3
2018-19	NEW YORK	NHL	46	11	26	37	-11	24	3	0	1	99	11.1	42	57	20:01	33.3
	DALLAS	NHL	2	1	2	3	3	0	0	0	0	5	20.0	1	0	15:59	-
2019-20	MINNESOTA	NHL	65	15	22	37	-9	18	3	0	2	96	15.6	36	13	15:56	64.3
2020-21	MINNESOTA	NHL	42	11	24	35	9	8	3	0	0	74	14.9	19	12	16:41	34.4
2021-22	MINNESOTA	NHL	70	24	55	79	21	24	7	0	2	159	15.1	33	36	18:36	38.2
WILD TOTALS			177	50	101	151	21	50	13	0	4	329	15.2	88	61	17:10	40.6
NHL TOTALS			688	164	342	506	61	265	34	1	25	1,401	11.7	439	680	17:37	36.8

ZUCCARELLO'S CAREER PLAYOFF STATISTICS

SEASON	TEAM	LEAGUE	GP	G	A	PTS	+/-	PIM	PP	SH	GW	S	S%	BS	H	TOI	FO%
2010-11	NEW YORK	NHL	1	0	0	0	0	2	0	0	0	1	0.0	0	0	7:34	-
	Connecticut	AHL	2	1	1	2	1	4	0	0	0	1	100	-	-	-	-
2012-13	NEW YORK	NHL	12	1	6	7	-2	4	0	0	0	22	4.5	7	22	16:22	0.0
2013-14	NEW YORK	NHL	25	5	8	13	7	20	0	0	0	54	9.3	28	54	17:41	33.3
2014-15	NEW YORK	NHL	5	0	2	2	1	0	0	0	0	13	0.0	4	10	14:35	0.0
2015-16	NEW YORK	NHL	5	1	1	2	-2	4	0	0	1	12	8.3	3	12	18:21	50.0
2016-17	NEW YORK	NHL	12	4	3	7	0	16	1	0	1	25	16.0	10	31	20:33	0.0
2018-19	DALLAS	NHL	13	4	7	11	2	6	1	0	1	22	18.2	10	10	17:07	-
2019-20	MINNESOTA	NHL	4	0	1	1	-1	0	0	0	0	3	0.0	2	4	14:07	0.0
2020-21	MINNESOTA	NHL	7	0	3	3	-2	2	0	0	0	15	0.0	9	8	16:40	33.3
2021-22	MINNESOTA	NHL	6	1	3	4	-1	2	0	0	0	9	11.1	3	4	19:15	33.3
WILD TOTALS			17	1	7	8	-4	4	0	0	0	27	3.7	14	16	16:59	31.6
NHL TOTALS			90	16	34	50	2	56	2	0	3	176	9.1	76	155	17:25	28.6

ZUCCARELLO'S CAREER HIGHLIGHTS

Goals, Game: 3 - vs. TOR, 10/30/15

Assists, Game: 3 - 12 times

Points, Game: 4 - three times

PIM, Game: 10 - at COL, 1/4/19

+/-, Game: 4 - four times

Shots, Game: 9 - vs. TOR, 1/13/17

TOI, Game: 25:58 - vs. TB, 2/2/19

Goal Streak: 3g - eight times

Assist Streak: 6g - three times

Point Streak: 10g - 12/20/21-1/28/22

Career Hat Tricks: One


Career Shootout: 29-63

PERSONAL

- His favorite sport to play and watch outside of hockey is soccer.
- Established the Zuccarello foundation in 2016 to assist and help grow Norwegian grass root and youth hockey throughout the country.
- His favorite hockey memory is his first NHL game.
- He has built schools in Tanzania, Africa.



IN THE SYSTEM



CALEN ADDISON

DEFENSEMAN

Shoots: Right **Height:** 5-11 **Weight:** 176


Born: April 11, 2000; Brandon, Manitoba

Acquired: From Pittsburgh with Alex Galchenyuk and a first-round selection in the 2021 NHL Draft in exchange for Jason Zucker, Feb. 10, 2020.

2021-22: Tallied first career NHL goal vs. OTT (11/2/21, Gustavsson)...Recorded first career NHL assist and multi-point game with two points (1-1=2) at CHI (1/21/21)...Led Iowa defensemen in scoring, assists and PPG (3) and ranked second in goals...**2020-21:** Named to the AHL All-Rookie Team...Ranked third in scoring, T-4th in goals and T-6th in assists among AHL defensemen...Among rookie defensemen, ranked second in scoring, third in assists and T-3rd in goals...Posted a seven-game point streak (4-5=9, 3/27-4/9/21)...Made NHL debut at LA (2/16/21)...Made Stanley Cup Playoff debut in Game 5 at VGK (5/24/21) and tallied an assist on the GWG...**2019-20:** Named NHL Eastern Conference Defenseman of the Year...Ranked T-5th in assists, T-6th in PPA (20) and T-7th in scoring among NHL defensemen...Recorded four PPG and two GWG...Recorded an 11-game point streak (3-16=19, 12/6-2/14/20)...Notched season-high five assists vs. Regina (1/24/20)...Tallied hat trick at Red Deer (11/23/19)...Recorded nine points (1-8=9) in seven games to help Canada win the gold medal at the 2020 IIHF World Junior Championship...Ranked first in assists and second in scoring among tournament defensemen...Point total ranked T-6th overall...**2018-19:** Ranked second in power play assists (32), T-4th in assists and sixth in scoring among NHL defensemen...Ranked T-5th in scoring among NHL defensemen in the playoffs...Selected by Pittsburgh in the second round (53rd overall) of the 2018 NHL Draft...**2017-18:** Ranked T-1st in PPA (35), T-6th in assists and T-9th in scoring among NHL defensemen...Ranked T-2nd in scoring among NHL defensemen in the playoffs...Won a gold medal with Canada at the 2017 Ivan Hlinka Memorial Cup...**2016-17:** Ranked second in scoring among rookie NHL defensemen.

Second in scoring among rookie WHL defencemen.

REGULAR SEASON							PLAYOFFS					
SEASON	CLUB	LEAGUE	GP	G	A	PTS	PIM	GP	G	A	PTS	PIM
2015-16	Lethbridge	WHL	4	0	0	0	2	3	0	0	0	0
2016-17	Lethbridge	WHL	63	9	24	33	52	13	0	2	2	4
2017-18	Lethbridge	WHL	68	11	54	65	53	16	7	12	19	20
2018-19	Wilkes-Barre/Scranton	AHL	3	0	2	2	0	—	—	—	—	—
	Lethbridge	WHL	67	11	54	65	52	7	2	7	9	4
2019-20	Lethbridge	WHL	50	10	42	52	51	—	—	—	—	—
2020-21	MINNESOTA	NHL	3	0	0	0	0	3	0	1	1	0
	Iowa	AHL	31	6	16	22	33	—	—	—	—	—
2021-22	Iowa	AHL	43	7	27	34	70	—	—	—	—	—
	MINNESOTA	NHL	15	2	2	4	2	—	—	—	—	—



BRANDON BADDOCK

LEFT WING

Shoots: Left **Height:** 6-3 **Weight:** 223

Born: March 29, 1995; Vermilion, Alberta

Acquired: From Montreal in exchange for Andrew Hammond, Feb. 12, 2022.

2021-22: Ranked T-6th in the AHL in PIM...Made NHL debut at CAR (12/30/21) and recorded six hits...**2020-21:** Led team and ranked T-8th in AHL in PIM...**2019-20:** Led team and ranked fifth in the AHL in PIM...Set AHL career bests in goals, assists and points...**2018-19:** Led AHL in PIM...**2017-18:** Ranked second on team in PIM and T-2nd with a career-best three GWG...**2016-17:** Played first season of professional hockey in ECHL...**2015-16:** Served as team captain...Ranked second in WHL in PIM...Ranked second on team in PPG and third in scoring and GWG...**2014-15:** Served as alternate captain...Ranked fourth in WHL in PIM...Ranked second on team in PPG and third in goals...Helped Edmonton win the WHL Championship and Memorial Cup...**2013-14:** Ranked third on team in PIM...Selected by the New Jersey Devils in the sixth round (161st overall) of the 2014 NHL Draft.

REGULAR SEASON								PLAYOFFS				
SEASON	CLUB	LEAGUE	GP	G	A	PTS	PIM	GP	G	A	PTS	PIM
2012-13	Edmonton	WHL	59	7	4	11	73	22	0	1	1	12
2013-14	Edmonton	WHL	56	6	11	17	128	13	1	0	1	6
2014-15	Edmonton	WHL	71	19	21	40	136	5	1	0	1	10
2015-16	Edmonton	WHL	68	22	13	35	143	6	2	0	2	14
2016-17	Adirondack	ECHL	21	0	4	4	15	4	0	1	1	2
2017-18	Binghamton	AHL	53	3	4	7	109	–	–	–	–	–
2018-19	Binghamton	AHL	67	3	7	10	154	–	–	–	–	–
2019-20	Binghamton	AHL	50	6	9	15	114	–	–	–	–	–
2020-21	Laval	AHL	25	2	3	5	64	–	–	–	–	–
2021-22	Laval	AHL	33	3	4	7	77	–	–	–	–	–
	Iowa	AHL	28	0	1	1	54	–	–	–	–	–
	MONTREAL	NHL	1	0	0	0	0	–	–	–	–	–

IN THE SYSTEM

M

ADAM BECKMAN

LEFT WING

Shoots: Right **Height:** 6-2 **Weight:** 190

Born: May 10, 2001; Saskatoon, Saskatchewan

Acquired: Selected in the third round (75th overall) of the 2019 NHL Draft.



2021-22: Made NHL debut at COL (10/30/21)...Tallied assist for first career NHL point at PIT (11/6/21)...Ranked second among AHL rookies and 10th in the AHL in shots on goal (203)...Recorded four PPG...**2020-21:** Led team in scoring, goals, PPG (7) and GWG (3)...Ranked T-1st in WHL in shots on goal (116), T-2nd in goals and T-5th in GWG...Recorded hat tricks in back-to-back games (4/28/21, 5/1/21)...**2019-20:** Recipient of Four Broncos Memorial Trophy as the WHL Player of the Year...Earned Bob Clarke Trophy as WHL Scoring Champion...Led WHL in scoring, goals and shots on goal (316), ranked second in PPG (16) and GWG (9), T-3rd in assists and fifth in plus/minus rating (plus-44)...Recorded 32 multi-point games...Tallied a point in 33 of last 36 games (35-34=69)...Named WHL Player of the Week twice (12/16/19, 2/3/20)...Recorded an 18-game point streak (21-12=33, 12/7-1/25/20)...Tied franchise record with a 10-game goal streak (16-5=21, 12/7-1/3/20)...Signed a three-year, entry-level contract with Minnesota (3/23/20)...**2018-19:** Led Spokane in goals and plus/minus rating (plus-19), ranked fourth in scoring and T-5th in PPG (8)...Ranked second among WHL rookies in goals, PPG and points and T-2nd in assists and shots on goal (177)...Led team in goals and ranked T-4th in scoring during playoffs...**2017-18:** Led Saskatchewan Midget Hockey League (SMHL) in goals and scoring...Named to the SMHL First All-Star Team and League's Top Forward...Won SJHL championship with Nipawin Hawks.

REGULAR SEASON								PLAYOFFS				
SEASON	CLUB	LEAGUE	GP	G	A	PTS	PIM	GP	G	A	PTS	PIM
2017-18	Spokane	WHL	1	0	0	0	0	—	—	—	—	—
	Nipawin	SJHL	1	1	1	2	0	3	2	0	2	0
2018-19	Spokane	WHL	68	32	30	62	16	15	8	4	12	2
2019-20	Spokane	WHL	63	48	59	107	18	—	—	—	—	—
2020-21	Iowa	AHL	9	3	2	5	0	—	—	—	—	—
	Spokane	WHL	21	17	10	27	8	—	—	—	—	—
2021-22	Iowa	AHL	68	11	23	34	28	—	—	—	—	—
	MINNESOTA	NHL	3	0	1	1	2	—	—	—	—	—

MITCHELL CHAFFEE

RIGHT WING

Shoots: Right **Height:** 6-1 **Weight:** 201

Born: January 26, 1998; Grand Rapids, Michigan

Acquired: Signed as a free agent, March 24, 2020.



2021-22: Made NHL debut at MTL (4/19/22)...Led Iowa in PPG (9), ranked second in goals and fourth in scoring...**2020-21:** Ranked second among team rookies in assists...**2019-20:** Served as co-captain during junior season...Ranked T-1st on team in PPP (9), second in scoring, goals, PPG (3), GWG (3) and shots on goal (101)...Ranked T-7th in Hockey East in goals and GWG...Registered hat trick at Vermont (1/17/20)...Collected 13 points (8-5=13) during career-best, eight-game point streak (10/19-11/22/19)...**2018-19:** Led team in goals, ranked T-1st in PPG (7) and GWG (4), third in scoring and fourth with a plus-21 rating and 119 shots on goal...Led Hockey East in scoring during league play and ranked third in goals and fourth in scoring overall...Named a Hockey East First Team All-Star, a CCM/AHCA First Team All-American, recipient of the Herb Gallagher Award (New England's Best Forward) and to the Hockey East All-Academic Team...**2017-18:** Ranked T-1st on team in goals and T-2nd in scoring...Goal total was the second-most by a freshman in a season in UMass' Hockey East era...Ranked T-7th among NCAA freshmen in goals...Named to the Hockey East All-Academic Team.

REGULAR SEASON								PLAYOFFS				
SEASON	CLUB	LEAGUE	GP	G	A	PTS	PIM	GP	G	A	PTS	PIM
2015-16	Bloomington	USHL	54	7	6	13	40	4	0	0	0	0
2016-17	Bloomington	USHL	35	7	4	11	34	—	—	—	—	—
	Fargo	USHL	14	1	4	5	4	3	1	0	1	0
2017-18	UMass-Amherst	H-East	39	13	11	24	22	—	—	—	—	—
2018-19	UMass-Amherst	H-East	40	18	24	42	33	—	—	—	—	—
2019-20	UMass-Amherst	H-East	30	16	13	29	16	—	—	—	—	—
2020-21	Iowa	AHL	28	2	15	17	16	—	—	—	—	—
2021-22	Iowa	AHL	49	23	16	39	14	—	—	—	—	—
	MINNESOTA	NHL	2	0	0	0	0	—	—	—	—	—



IN THE SYSTEM



JOSEPH CRAMAROSSA

LEFT WING

Shoots: Left **Height:** 6-1 **Weight:** 183
Born: October 26, 1992; Markham, Ontario
Acquired: Signed as a free agent, Oct. 9, 2020.

2021-22: Tallied an assist in lone NHL game at NSH (4/24/22)... **2020-21:** Spent bulk of season on taxi squad... Made Minnesota season debut at COL (3/20/21), first NHL game since 3/21/17... **2019-20:** Ranked third in the AHL in PIM and T-3rd in shootout goals (3)... Recorded a career-high, four-game point streak (0-4=4, 12/31-1/8/20)... Netted first career PPG vs. Cleveland (12/21/19)... Acquired by Chicago from Pittsburgh in exchange for Graham Knott (11/20/19)... **2018-19:** Served as alternate captain... Converted two GWG... **2016-17:** Spent majority of season in NHL... Recorded eight fighting majors... Notched season-high five hits, five times... Claimed by Vancouver off waivers (3/1/17)... Tallied first career NHL goal and recorded career-high 15 PIM at LA (11/1/16, Budaj)... Made NHL debut with Anaheim vs. VAN (10/23/16)... **2015-16:** Set AHL career highs in goals, GWG (3) and shots on goal (81)... **2014-15:** Ranked fifth on team in PIM... **2013-14:** Played first season in the AHL... **2012-13:** Served as an alternate captain... **2010-11:** Appeared in the 2011 Memorial Cup... Selected by the Anaheim Ducks in the third round (65th overall) of the 2011 NHL Entry Draft.

REGULAR SEASON								PLAYOFFS					
SEASON	CLUB	LEAGUE	GP	G	A	PTS	PIM	GP	G	A	PTS	PIM	
2009-10	Mississauga	OHL	64	6	10	16	60	14	0	2	2	11	
2010-11	Mississauga	OHL	59	12	20	32	101	14	2	2	4	6	
2011-12	Mississauga	OHL	15	6	5	11	40	—	—	—	—	—	
	Belleville	OHL	29	8	8	16	43	6	2	2	4	18	
2012-13	Belleville	OHL	68	19	44	63	89	17	5	4	9	35	
2013-14	Norfolk	AHL	47	1	3	4	52	2	0	0	0	0	
	Utah	ECHL	3	0	2	2	7	—	—	—	—	—	
2014-15	Norfolk	AHL	54	5	5	10	75	—	—	—	—	—	
2015-16	San Diego	AHL	61	11	6	17	68	9	3	0	3	6	
2016-17	ANAHEIM	NHL	49	4	6	10	51	—	—	—	—	—	
	VANCOUVER	NHL	10	0	0	0	9	—	—	—	—	—	
	San Diego	AHL	2	0	0	0	8	—	—	—	—	—	
2017-18	Stockton	AHL	37	3	7	10	38	—	—	—	—	—	
	Wilkes-Barre/Scranton	AHL	28	6	6	12	28	3	1	0	1	2	
2018-19	Wilkes-Barre/Scranton	AHL	56	4	12	16	116	—	—	—	—	—	
2019-20	Wilkes-Barre/Scranton	AHL	9	2	1	3	16	—	—	—	—	—	
	Rockford	AHL	42	5	7	12	110	—	—	—	—	—	
2020-21	MINNESOTA	NHL	4	0	1	1	15	—	—	—	—	—	
	Iowa	AHL	8	2	1	3	9	—	—	—	—	—	
2021-22	Iowa	AHL	51	10	9	19	62	—	—	—	—	—	
	MINNESOTA	NHL	1	0	1	1	2	—	—	—	—	—	



VLADISLAV FIRSTOV

LEFT WING

Shoots: Left **Height:** 6-1 **Weight:** 189
Born: June 19, 2001; Yaroslavl, Russia
Acquired: Selected in the second round (42nd overall) of the 2019 NHL Entry Draft.

2021-22: Signed three-year, entry-level contract with the Wild (3/23/22)... Ranked third on team in scoring and T-3rd in goals... **2020-21:** Ranked third on team in assists and T-5th in scoring... Tallied four points (2-2=4) in 6-5 OT win vs. New Hampshire (1/15/21)... Appeared in five games for Russia at 2021 IIHF World Junior Championship... **2019-20:** Ranked T-3rd among NCAA freshmen forwards in GWG (3), T-7th in plus/minus rating and T-8th in goals... Ranked T-1st on team in GWG, second in plus/minus rating (plus-14), third in goals, T-3rd in scoring and T-4th in assists... Recorded six points (2-4=6) in weekend sweep of New Hampshire (1/31-2/1/20)... **2018-19:** Ranked T-2nd on team in GWG (6) and assists and third in goals and scoring... Named to the USHL 2018-19 All-Rookie Team... Played in USHL/NHL Top Prospects Game (12/18/18)... **2017-18:** Ranked T-2nd on team in assists, third in scoring and fourth in goals.

REGULAR SEASON							PLAYOFFS					
SEASON	CLUB	LEAGUE	GP	G	A	PTS	PIM	GP	G	A	PTS	PIM
2018-19	Waterloo	USHL	62	26	32	58	24	4	0	2	2	2
2019-20	Univ. of Connecticut	H-East	34	11	12	23	31	—	—	—	—	—
2020-21	Univ. of Connecticut	H-East	13	3	9	12	12	—	—	—	—	—
2021-22	Univ. of Connecticut	HE	35	12	11	23	18	—	—	—	—	—
	Iowa	AHL	8	0	2	2	4	—	—	—	—	—

IN THE SYSTEM

M

STEVEN FOGARTY

CENTER

Shoots: Right **Height:** 6-3 **Weight:** 203
Born: April 19, 1993; Chambersburg, Pennsylvania
Acquired: Signed as a free agent, July 13, 2022



2021-22: Ranked second on Providence in scoring, assists and PPG and T-3rd in GWG... **2020-21:** Ranked second on Rochester in PPG and fourth in goals... Recorded first career NHL goal vs. PHI (3/31/21, Elliott)... Tallied first career NHL point with an assist at BOS (3/27/21)... **2019-20:** Appeared in first career Stanley Cup Playoff game, Game 2 of Qualifying Round vs. CAR (8/3/20)... Ranked T-4th in the AHL in SHG (3)... Ranked second on Hartford in assists and T-3rd in scoring... **2018-19:** Ranked second on Hartford in scoring, goals and assists and T-5th in PPG... Played in 10 NHL games with the Rangers... **2017-18:** Ranked T-3rd on team in GWG (2)... **2016-17:** Played first season of professional hockey with Hartford (AHL)... **2011-12:** Selected by the New York Rangers in the third round (72nd overall) of the 2011 NHL Draft.

REGULAR SEASON								PLAYOFFS				
SEASON	CLUB	LEAGUE	GP	G	A	PTS	PIM	GP	G	A	PTS	PIM
2012-13	Notre Dame	CCHA	41	5	5	10	4	—	—	—	—	—
2013-14	Notre Dame	H-East	33	3	8	11	10	—	—	—	—	—
2014-15	Notre Dame	H-East	39	9	12	21	6	—	—	—	—	—
2015-16	Notre Dame	H-East	37	10	13	23	26	—	—	—	—	—
2015-16	Hartford	AHL	3	0	1	1	0	—	—	—	—	—
2016-17	Hartford	AHL	66	7	13	20	21	—	—	—	—	—
2017-18	Hartford	AHL	63	9	11	20	22	—	—	—	—	—
	NY RANGERS	NHL	1	0	0	0	2	—	—	—	—	—
2018-19	Hartford	AHL	66	21	31	52	50	—	—	—	—	—
	NY RANGERS	NHL	10	0	0	0	0	—	—	—	—	—
2019-20	Hartford	AHL	54	13	24	37	30	—	—	—	—	—
	NY RANGERS	NHL	7	0	0	0	0	1	0	0	0	0
2020-21	Rochester	AHL	16	7	3	10	10	—	—	—	—	—
	BUFFALO	NHL	9	1	2	3	8	—	—	—	—	—
2021-22	Providence	AHL	62	12	30	42	34	2	0	0	0	0
	BOSTON	NHL	2	0	0	0	2	—	—	—	—	—

DAMIEN GIROUX

FORWARD

Shoots: Left **Height:** 5-10 **Weight:** 180
Born: March 3, 2000; Sudbury, Ontario
Acquired: Selected in the fifth round (155th overall) of the 2018 NHL Draft.



2021-22: Ranked T-4th on team in GWG (2)... **2020-21:** Led team rookies in goals, ranked second in scoring and T-3rd in assists... **2019-20:** Ranked T-1st in the OHL in GWG (10), T-6th in goals and T-7th in SHG (4)... Led team in goal, ranked third in scoring and fourth in shots on goal (165)... Recorded 11 PPG... Tallied 17 points (11-6=17) during season-ending, nine-game point streak (2/15-3/8/20)... Played for team OHL in 2019 CIBC Canada Russia Series... Served as team captain... Signed a three-year, entry-level contract with Minnesota (3/23/20)... **2018-19:** Ranked second on team in goals and fourth in scoring in the playoffs... Ranked fourth on the team in goals, T-4th in GWG (4) and eighth in scoring during the regular season... Named CHL Player of the Week (10/16/18)... Served as team captain... **2017-18:** Ranked T-3rd on team in assists and PPG (5), fourth in goals and fifth in scoring... **2016-17:** Led team rookies in goals, assists and scoring.

REGULAR SEASON								PLAYOFFS				
SEASON	CLUB	LEAGUE	GP	G	A	PTS	PIM	GP	G	A	PTS	PIM
2016-17	Saginaw	OHL	53	8	17	25	21	—	—	—	—	—
2017-18	Saginaw	OHL	68	19	24	43	18	4	0	1	1	4
2018-19	Saginaw	OHL	67	30	21	51	22	17	9	4	13	10
2019-20	Saginaw	OHL	61	44	31	75	22	—	—	—	—	—
2020-21	Iowa	AHL	34	7	12	19	27	—	—	—	—	—
2021-22	Iowa	AHL	48	3	4	7	20	—	—	—	—	—



IN THE SYSTEM



SAM HENTGES

FORWARD

Shoots: Right

Height: 6-0

Weight: 190

Born: July 26, 1999; Fridley, Minnesota

Acquired: Selected in the seventh round (210th overall) of the 2018 NHL Draft.

2021-22: Signed two-year, entry-level contract with Wild (3/29)...Ranked T-1st on team in GWG (3), T-2nd in PPG (6) and third in goals...Scored one goal in two games for United States at the Olympics...**2020-21:** Ranked fourth on team in shots on goal (76)...Tallied three multi-point games, two PPG and one GWG...St. Cloud State lost to UMass in the NCAA championship game...**2019-20:** Ranked third on team in assists, fourth in scoring and T-4th in goals...Named NCHC Player of the Month for October...**2018-19:** Led team freshman and ranked fifth on team in goals...Named NCHC's Rookie of the Week (10/29/18)...Registered first career hat trick at Boston College (10/25/18)...One of five NCAA freshmen to record a hat trick...**2017-18:** Played for Team USA at the 2017 World Junior A Challenge...Missed final 26 games of regular season and playoffs due to a shoulder injury...**2014-17:** Played three seasons at Totino-Grace High School and served as captain senior season...His father, Mark, played two seasons of professional hockey for the Nova Scotia Voyageurs in the American Hockey League (1981-83).

SEASON	CLUB	LEAGUE	REGULAR SEASON					PLAYOFFS				
			GP	G	A	PTS	PIM	GP	G	A	PTS	PIM
2017-18	Des Moines	USHL	16	4	8	12	25	—	—	—	—	—
	Tri-City	USHL	7	4	2	6	8	—	—	—	—	—
2018-19	St. Cloud State Univ.	NCHC	37	10	10	20	24	—	—	—	—	—
2019-20	St. Cloud State Univ.	NCHC	28	7	17	24	20	—	—	—	—	—
2020-21	St. Cloud State Univ.	NCHC	29	8	9	17	14	—	—	—	—	—
2021-22	St. Cloud State Univ.	NCHC	20	12	10	22	19	—	—	—	—	—



JOE HICKETTS

DEFENSEMAN

Shoots: Left

Height: 5-8

Weight: 177

Born: May 4, 1996; Kamloops, British Columbia

Acquired: Signed as a free agent, July 28, 2021.

2021-22: Ranked third among AHL defensemen in goals and T-6th in GWG (3)...**2020-21:** Ranked T-2nd among AHL defensemen in assists...Ranked T-1st on team in games played and second in assists...**2019-20:** Led team defensemen and ranked T-3rd on team in scoring...**2018-19:** Led Grand Rapids defensemen in scoring and finished fourth on the club in PIM...**2017-18:** Made NHL debut with Detroit at NJ (1/22/18)...Posted first career NHL point and multi-point game with a pair of assists vs. PIT (3/27/18)...**2016-17:** Led team defensemen in playoff scoring...Led team defensemen in scoring and ranked T-1st in goals during regular season...Ranked T-3rd on team in games played...**2012-16:** Undrafted...Recorded three points (1-2=3) in five games for Team Canada at 2016 IIHF World Junior Championship...Tallied three assists in seven games to help Canada win the gold medal at 2015 IIHF World Junior Championship...Signed a three-year, entry-level contract with Detroit (9/24/14).

SEASON	CLUB	LEAGUE	REGULAR SEASON					PLAYOFFS				
			GP	G	A	PTS	PIM	GP	G	A	PTS	PIM
2012-13	Victoria	WHL	67	6	18	24	45	6	0	1	1	2
2013-14	Victoria	WHL	36	6	18	24	12	9	0	2	2	9
2014-15	Victoria	WHL	62	12	52	64	48	10	0	5	5	10
2015-16	Victoria	WHL	59	8	53	61	44	6	1	6	7	8
2016-17	Grand Rapids	AHL	73	7	27	34	40	19	1	7	8	8
2017-18	DETROIT	NHL	5	0	3	3	2	—	—	—	—	—
	Grand Rapids	AHL	67	3	9	12	32	5	0	2	2	2
2018-19	DETROIT	NHL	11	0	0	0	0	—	—	—	—	—
	Grand Rapids	AHL	64	3	24	27	67	5	0	1	1	8
2019-20	DETROIT	NHL	6	0	2	2	2	—	—	—	—	—
	Grand Rapids	AHL	50	2	25	27	18	—	—	—	—	—
2020-21	Grand Rapids	AHL	32	1	17	18	19	—	—	—	—	—
2021-22	Iowa	AHL	61	12	19	31	35	—	—	—	—	—

IN THE SYSTEM



DAEMON HUNT

DEFENSEMAN

Shoots: Left

Height: 6-1

Weight: 199

Born: May 15, 2002; Brandon, Manitoba

Acquired: Selected in the third round (65th overall) of the 2020 NHL Draft.

2021-22: Ranked fourth among WHL defensemen in goals...Ranked fourth on team in shots on goal (170) and fifth in goals...Recorded season-high five points (2-3=5) vs. Swift Current (2/25/22)...Recorded 11 multi-point games, four PPG, two GWG and one SHG...**2020-21:** Signed three-year, entry-level contract with Minnesota (5/6/21)...Ranked second among WHL defensemen in goals, T-2nd in PPG (4) and third in shots on goal (77)...Tallied three points (2-1=3) at Swift Current (3/20/21)...Served as Moose Jaw captain...Recorded five points (3-2=5) in three games with Virden (MJHL)...**2019-20:** Ranked second on team in PPA (12)...Ranked second among team defensemen in scoring and assists...Served as alternate captain for Moose Jaw...Missed half the season due to an arm laceration injury (12/3/19)...Helped Team Canada earn a silver medal at the 2019 Hlinka Gretzky Cup...**2018-19:** Ranked second among WHL rookie defensemen with a plus-21 rating and fourth in scoring...Ranked fifth on team in plus/minus rating...Tallied one assist and a plus-5 rating in seven games for Team Canada at the 2019 IIHF Under-18 World Championship...Second-cousin is NHL player Matt Calvert.

SEASON	CLUB	LEAGUE	REGULAR SEASON					PLAYOFFS				
			GP	G	A	PTS	PIM	GP	G	A	PTS	PIM
2017-18	Moose Jaw	WHL	9	1	1	2	2	2	0	0	0	0
2018-19	Moose Jaw	WHL	57	7	13	20	10	4	0	0	0	0
2019-20	Moose Jaw	WHL	28	0	15	15	17	—	—	—	—	—
2020-21	Iowa	AHL	6	1	0	1	0	—	—	—	—	—
	Moose Jaw	WHL	23	8	10	18	11	—	—	—	—	—
2021-22	Moose Jaw	WHL	46	17	22	39	41	1	0	0	0	0

SIMON JOHANSSON

DEFENSEMAN

Shoots: Right

Height: 6-2

Weight: 184

Born: June 14, 1999; Stockholm, Sweden

Acquired: Selected in the fifth round (148th overall) of the 2018 NHL Draft.

2021-22: Led team defensemen in playoff scoring...Ranked fourth on team in assists and sixth in scoring during regular season...Became youngest defenseman in team history to score 32 points in a season, passing Jyrki Lumme...**2020-21:** Tallied two points (1-1=2) in four qualification games for Mora IK...Recorded four points (1-3=4) in 37 games with Djurgarden (Sweden Elite League)...**2019-20:** Recorded two assists in 10 games as Djurgarden lost to Mountfield HK in semifinals of Champions Hockey League, a 32-team European hockey tournament...Skated in first full season in Sweden's Elite League...**2018-19:** Ranked T-1st among team defensemen in goals and third in scoring...**2017-18:** Ranked first in goals and scoring among defensemen in Under-20 League...Ranked second in scoring and third in goals and assists for Djurgarden's junior team...Made debut in Sweden's Elite League and tallied one goal in eight games...Recorded five points (4-1=5) and four PIM in four games with Sweden's Under-20 team at the 2018 Five Nations Tournament...**2016-17:** Led team defensemen in assists, ranked T-1st in scoring and second in goals...His cousin, Alexander Wennberg, was drafted 14th overall by the Columbus Blue Jackets in the 2013 NHL Draft.

SEASON	CLUB	LEAGUE	REGULAR SEASON					PLAYOFFS				
			GP	G	A	PTS	PIM	GP	G	A	PTS	PIM
2017-18	Djurgardens IF	SweHL	8	1	0	1	0	—	—	—	—	—
2018-19	Altuna IS	Swe-1	43	3	8	11	28	—	—	—	—	—
2019-20	Djurgardens IF	SweHL	34	1	6	7	18	—	—	—	—	—
2020-21	Djurgardens IF	SweHL	37	1	3	4	8	1	0	0	0	0
	Mora IK	Swe-1	14	1	11	12	6	—	—	—	—	—
2021-22	Ilves Tampere	Finland	58	8	24	32	20	10	1	6	7	4



IN THE SYSTEM



HUNTER JONES

GOALTENDER

Catches: Left **Height:** 6-5 **Weight:** 199

Born: September 21, 2000; Brantford, Ontario

Acquired: Selected in the second round (59th overall) of the 2019 NHL Draft.

2021-22: Split season in AHL and ECHL... **2020-21:** Led team in games played, wins, saves and shutouts... Named AHL Player of the Week (4/4/21)... Posted first pro shutout at TX (4/2/21)... **2019-20:** Ranked T-2nd in the OHL in shutouts, fourth in wins and GAA and fifth in SV%. Named OHL Goaltender of the Month for October... Named OHL Player of the Week after going 3-0-0 with a 1.67 GAA and a .943 SV% in three starts (10/21/19)... Played for Team OHL in the 2019 CIBC Canada Russia Series... Signed a three-year, entry-level contract with Minnesota (3/26/20)... **2018-19:** Ranked T-2nd in the OHL in games played, T-6th in shutouts and T-9th in wins... **2017-18:** Ranked eighth among OHL rookie goalies in games played... **2016-17:** Named the OHA Top Goaltender Prospect and to the OJHL Top Prospect Team... Named to Team Canada East for 2016 World Junior A Hockey Challenge... Won a silver medal with Canada at the 2016 World Under-17 Hockey Championship.

SEASON	CLUB	LEAGUE	REGULAR SEASON						PLAYOFFS					
			GP	W	L	OT	GAA	SO	GP	W	L	GAA	SO	
2016-17	Stouffville	OJHL	16	7	7	0	2.74	1	—	—	—	—	—	
2017-18	Peterborough	OHL	15	3	9	0	5.14	0	—	—	—	—	—	
2018-19	Peterborough	OHL	57	28	24	2	3.31	3	5	1	4	4.66	0	
2019-20	Peterborough	OHL	49	31	14	3	2.75	4	—	—	—	—	—	
2020-21	Iowa	AHL	19	9	9	1	3.50	2	—	—	—	—	—	
2021-22	Iowa	AHL	9	2	6	10	3.59	0	—	—	—	—	—	
	Iowa	ECHL	22	5	11	4	4.04	0	—	—	—	—	—	



ZANE MCINTYRE

GOALTENDER

Catches: Left **Height:** 6-2 **Weight:** 207

Born: August 20, 1992; Grand Forks, North Dakota

Acquired: Signed as a free agent, January 4, 2022.

2021-22: Ranked T-8th in the AHL in games played, T-9th in wins and SV% and 12th in GAA... **2020-21:** Ranked third in the AHL in SV%, fifth in wins and GAA and T-5th in games played... **2019-20:** Split season between Utica and Binghamton... Won all four starts with Binghamton stopping 128-of-131 shots faced for a 0.75 GAA, a .977 SV% and two shutouts... **2018-19:** Ranked T-6th in the AHL in games played and T-7th in wins... **2017-18:** Led the AHL in shutouts, ranked third in games played and fourth in wins... Set career best in wins... **2016-17:** Led the AHL in SV% and ranked second in GAA... Allowed two goals or less in 22 of 31 games... Won first 11 starts... Played in the AHL All-Star Classic... Named the CCM/AHL Goaltender of the Month for December... Named to AHL Second All-Star Team... Made NHL debut in relief at MIN (10/25/16)... Made first career NHL start at the New York Rangers (10/25/16)... **2015-16:** Played first season of professional hockey with Providence in AHL... **2014-15:** Received the Mike Richter Award as the most outstanding goaltender in Division I men's hockey and was one of three finalists for the Hobey Baker Memorial Award... Named a CCM Second-Team West All-American by the American Hockey Coaches Association and the NCHC Goaltender of the Year... **2011-12:** Led the USHL in SV% and shutouts and ranked second in GAA... Named the USHL Goaltender of the Year and to the USHL First All-Star Team... Selected by Boston in the sixth round (165th overall) of the 2010 NHL Draft.

SEASON	CLUB	LEAGUE	REGULAR SEASON						PLAYOFFS					
			GP	W	L	OT	GAA	SO	GP	W	L	GAA	SO	
2012-13	U. North Dakota	WCHA	17	9	4	3	2.46	0	—	—	—	—	—	
2013-14	U. North Dakota	NCHC	33	20	10	3	1.99	3	—	—	—	—	—	
2014-15	U. North Dakota	NCHC	42	29	10	3	2.05	1	—	—	—	—	—	
2015-16	Providence	AHL	31	14	8	7	2.68	0	1	0	0	6.00	0	
2016-17	Providence	AHL	31	21	6	2	2.03	2	16	8	7	2.57	0	
	BOSTON	NHL	8	0	4	1	3.97	0	—	—	—	—	—	
	Atlanta	ECHL	2	0	1	0	1.99	0	—	—	—	—	—	
2017-18	Providence	AHL	47	26	15	4	2.52	7	2	0	2	2.05	0	
2018-19	Providence	AHL	46	25	14	7	2.59	2	2	0	2	4.14	0	
2019-20	Binghamton	AHL	4	4	0	0	0.75	—	—	—	—	—	—	
	Utica	AHL	24	11	10	2	3.16	0	—	—	—	—	—	
2020-21	Lehigh Valley	AHL	19	11	3	3	2.33	1	—	—	—	—	—	
2021-22	Tucson	AHL	3	2	1	0	2.73	—	—	—	—	—	—	
	Iowa	AHL	37	19	14	3	2.45	2	—	—	—	—	—	

IN THE SYSTEM



DAKOTA MERMIS

DEFENSEMAN

Shoots: Left **Height:** 6-0 **Weight:** 193

Born: January 5, 1994; Alton, Illinois

Acquired: Signed as a free agent, October 9, 2020.

2021-22: Winner of the AHL's Yanick Dupré Memorial Award given to a player for his outstanding contributions to his local community... Ranked second among team defensemen in assists and third in scoring... **2020-21:** Spent majority of the season on taxi squad... **2019-20:** Led team defensemen in scoring, assists, and PIM, ranked second in PPG and third in shots on goal (79)... Tied two PPG... Posted first career back-to-back multi-point games (0-4-4, 2/15-2/17/20)... Ranked second on New Jersey with a plus-7 rating... Notched career-best five blocked shots vs. PIT (3/10/20)... Registered first career multi-point game with two assists at NYR (3/7/20)... Recorded first career NHL goal and skated career-high 20-41 vs. STL (3/6/20, Binnington)... Collected career-high five hits at ANA (3/1/20)... **2018-19:** Served as team captain... Set career highs in points, assists and shots on goal (122)... Ranked third among team defensemen in assists and shots on goal and fourth in scoring... **2017-18:** Served as an alternate captain... Made NHL debut vs. BUF (11/2/17)... **2016-17:** Ranked fifth among team defensemen in assists and shots on goal... **2015-16:** Tied two GWG... Scored first AHL goal vs. Bridgeport (1/1/16)... **2014-15:** Signed three-year, entry-level contract with Arizona (7/1/15)... Member of Memorial Cup Championship team... Led team with a plus-12 rating in the playoffs... Led team defensemen in scoring and assists in the playoffs... Set OHL career highs in goals, assists and points during regular season... Ranked fifth in the OHL with a plus-48 rating... **2013-14:** Ranked third on team with a plus-40 rating... **2012-13:** Won OHL Championship with London... Ranked second on team with a plus-12 rating in the playoffs... **2011-12:** Won the Clark Cup Championship with Green Bay... Participated in the USHL/NHL Top Prospects Game.

SEASON	CLUB	LEAGUE	REGULAR SEASON					PLAYOFFS				
			GP	G	A	PTS	PIM	GP	G	A	PTS	PIM
2011-12	Green Bay	USHL	60	5	22	27	98	12	0	1	1	20
2012-13	Univ. of Denver	WCHA	19	1	3	4	14	—	—	—	—	—
	London	OHL	27	2	9	11	34	21	1	3	4	21
2013-14	London	OHL	66	5	20	25	76	9	1	3	4	12
2014-15	London	OHL	36	1	10	11	36	—	—	—	—	—
	Oshawa	OHL	30	5	14	19	50	21	1	14	15	14
2015-16	Springfield	AHL	63	3	10	13	58	—	—	—	—	—
	Rapid City	ECHL	5	1	2	3	6	—	—	—	—	—
2016-17	Tucson	AHL	67	2	10	12	75	—	—	—	—	—
2017-18	ARIZONA	NHL	9	0	0	0	0	—	—	—	—	—
	Tucson	AHL	59	2	17	19	45	9	3	2	5	11
2018-19	ARIZONA	NHL	1	0	0	0	0	—	—	—	—	—
	Tucson	AHL	62	3	21	24	49	—	—	—	—	—
2019-20	NEW JERSEY	NHL	10	1	3	4	4	—	—	—	—	—
	Binghamton	AHL	53	3	16	19	23	—	—	—	—	—
2020-21	MINNESOTA	NHL	3	0	0	0	0	—	—	—	—	—
2021-22	Iowa	AHL	59	3	21	24	86	—	—	—	—	—
	MINNESOTA	NHL	2	0	0	0	0	—	—	—	—	—

NIC PETAN

CENTER

Shoots: Left **Height:** 5-9 **Weight:** 174

Born: March 22, 1995; Delta, British Columbia

Acquired: Signed as a free agent, July 13, 2022


2021-22: Ranked second on Abbotsford in assists, third in scoring and PPG and fourth in GWG... **2020-21:** Ranked T-3rd on Marlies in goals and fifth in scoring... **2019-20:** Ranked T-2nd on Marlies in PPG and fourth in scoring... **2018-19:** Acquired by Winnipeg from Toronto in exchange for Par Lindholm (2/25/19)... **2017-18:** Ranked second on Manitoba in PPA (15), third in assists and fourth in scoring... **2016-17:** Set NHL career highs in points, assists and games played... **2015-16:** Scored goal in NHL debut at BOS (10/8/15, Rask)... **2014-15:** Served fourth season as team captain... Ranked second on team and seventh in the WHL in scoring... Led WHL in playoff scoring... Named WHL Player of the Month for April... Finished career as Portland's fifth all-time leading scorer with 358 points in 252 career WHL games... Helped Canada win the gold medal at the 2015 IIHF World Junior Hockey Championship... Ranked T-1st in tournament scoring with 11 points (4-7=11) in seven games... Tied at trick in semifinal victory... **2013-14:** Ranked second in scoring in the WHL in the regular season and fourth in the playoffs... Named WHL Western Conference First Team All-Star... Tied five points (4-1=5) for Canada at the 2014 IIHF World Junior Hockey Championship... **2012-13:** Ranked T-1st in the WHL in scoring in regular season and second in the playoffs... Named WHL Western Conference First Team All-Star... Selected by Winnipeg in the second round (43rd overall) of the 2013 NHL Draft... **2011-12:** Led team rookies in goals and ranked second in scoring... Helped Canada win gold medal at Ivan Hlinka Tournament.

SEASON	CLUB	LEAGUE	REGULAR SEASON					PLAYOFFS				
			GP	G	A	PTS	PIM	GP	G	A	PTS	PIM
2015-16	Manitoba	AHL	47	9	23	32	26	—	—	—	—	—
	WINNIPEG	NHL	26	2	4	6	10	—	—	—	—	—
2016-17	Manitoba	AHL	9	4	1	5	4	—	—	—	—	—
	WINNIPEG	NHL	54	1	12	13	12	—	—	—	—	—
2017-18	Manitoba	AHL	52	15	37	52	24	9	1	3	4	8
	WINNIPEG	NHL	15	2	0	2	6	—	—	—	—	—
2018-19	WINNIPEG	NHL	13	0	2	2	2	—	—	—	—	—
	TORONTO	NHL	5	1	0	1	0	—	—	—	—	—
2019-20	Toronto	AHL	25	10	21	31	10	—	—	—	—	—
	TORONTO	NHL	16	0	3	3	4	—	—	—	—	—
2020-21	Toronto	AHL	14	7	8	15	6	—	—	—	—	—
	TORONTO	NHL	7	0	1	1	4	—	—	—	—	—
2021-22	Abbotsford	AHL	37	12	32	44	20	2	0	1	1	2
	VANCOUVER	NHL	18	0	2	2	4	—	—	—	—	—





IN THE SYSTEM



RYAN O'ROURKE

DEFENSEMAN

Shoots: Left **Height:** 6-1 **Weight:** 192

Born: May 16, 2002; Pickering, Ontario

Acquired: Selected in the second round (39th overall) of the 2020 NHL Draft.

2021-22: Recorded one assist in seven games at 2022 IIHF World Junior Championship as Canada won gold medal...Named to the OHL First All-Star Team...Voted top defender in OHL's Western Conference...Ranked second among OHL defensemen in PPP (31), T-2nd in PPA (25) and T-5th in PPG (6)...Tallied 14 multi-point games...**2020-21:** Ranked second among Iowa rookie defensemen in assists and scoring and T-2nd in goals...

2020-21: Tallied first career pro point with an assist at Chicago (2/20/21)...Scored first pro goal vs. Grand Rapids (3/27/21)...**2019-20:** Served as team captain...Led team in plus/minus rating (plus-16) and PIM and ranked fifth in assists...Recorded four PPG, 11 PPA and two GWG...Led team defensemen in GWG and ranked third in scoring...Notched one goal in five games as Team Canada earned a silver medal at the 2019 Hlinka Gretzky Cup...**2018-19:** Ranked fifth among OHL rookie defensemen in scoring...Recorded six scoring (3-3=6) in five games and named Tournament All-Star Team at the 2018 World Under-17 Hockey Challenge...Point total ranked T-1st among tournament defensemen.

SEASON	CLUB	LEAGUE	REGULAR SEASON					PLAYOFFS				
			GP	G	A	PTS	PIM	GP	G	A	PTS	PIM
2017-18	Whitby	OJHL	6	1	0	1	0	—	—	—	—	—
2018-19	Soo	OHL	62	8	14	22	64	11	0	2	2	4
2019-20	Soo	OHL	54	7	30	37	79	—	—	—	—	—
2020-21	Iowa	AHL	33	1	6	7	30	—	—	—	—	—
2021-22	Soo	OHL	51	10	36	46	87	10	1	11	12	22



MARCO ROSSI

CENTER

Shoots: Left **Height:** 5-9 **Weight:** 175

Born: September 23, 2001; Feldkirch, Austria

Acquired: Selected in the first round (ninth overall) of the 2020 NHL Draft.

2021-22: Led Iowa in assists and plus/minus rating (plus-11), ranked T-1st in scoring, third in shots on goal (157) and fourth in goals...Point total was most-ever by team rookie...Ranked T-6th among AHL rookies in assists and seventh in scoring...Made NHL debut at BOS (1/6/22)...**2020-21:** Signed three-year, entry-level contract with Minnesota (10/23/20)... Did not play due to complications from COVID-19...**2019-20:** Awarded Red Tilson Trophy as the OHL's Most Outstanding Player of the Year to become the second European import player to win the award...Named to OHL First Team All-Star...Led Canadian Hockey League (CHL) in scoring and assists...Led the OHL with a plus-69 rating and ranked second in PPA (31)...Recorded seven PPG and five GWG...Won 58.4% of faceoffs taken...Registered a point in 52 of 56 games played...Tallied 47 points during season-best, 18-game point streak (21-26=47, 11/10-1/10/20)...Became second-highest Austrian-born player selected in NHL Entry Draft and fifth taken in the first round: Thomas Vanek (No. 5, 2003), Marco Kasper (No. 8, 2022), Michael Grabner (No. 14, 2006), Andre Burakovsky (No. 23, 2013) and Marko Dano (No. 27, 2013)...**2018-19:** Led OHL rookies with a plus-51 rating, nine PPG and 20 PPP, ranked second in scoring, T-2nd in GWG (5), third in assists and T-3rd in goals and shots on goal (165)...Led rookies and ranked T-8th in the OHL in playoff scoring...**2017-18:** Led Austria in scoring with five scoring (3-2=5) in five games at the 2018 IIHF World Junior Championship (Division 1, Group A)...Recorded seven scoring (4-3=7) in five contests at the 2018 IIHF World Under-18 Championship (Division 1, Group B)...Ranked T-2nd in the tournament in goals and T-3rd in scoring...**2016-17:** Tallied eight scoring (6-2=8) in five games for Austria at the 2017 IIHF World Under-18 Championship (Division 1, Group B)...Led tournament in goals and ranked third in scoring...His father, Michael Rossi, played 20 seasons of professional hockey in Austria (1992-2011) as a defenseman.

SEASON	CLUB	LEAGUE	REGULAR SEASON					PLAYOFFS				
			GP	G	A	PTS	PIM	GP	G	A	PTS	PIM
2017-18	GCK	Swiss-Sw	18	4	3	7	6	—	—	—	—	—
2018-19	Ottawa	OHL	53	29	36	65	32	17	6	16	22	18
2019-20	Ottawa	OHL	56	39	81	120	40	—	—	—	—	—
2021-22	Iowa	AHL	63	18	35	53	46	—	—	—	—	—
	MINNESOTA	NHL	2	0	0	0	1	—	—	—	—	—

IN THE SYSTEM

M

MASON SHAW

CENTER

Shoots: Left **Height:** 5-10 **Weight:** 185

Born: November 3, 1998; Wainwright, Alberta

Acquired: Selected in the fourth round (97th overall) of the 2017 NHL Draft.

2021-22: Ranked second on team in assists, T-2nd in PPG (8) and third in scoring and goals...Made NHL debut at SJ (12/9/21)...**2020-21:** Ranked T-3rd on team in scoring and T-4th in goals and assists...**2019-20:** Missed start of season due to injury...Made season debut (1/17/20)...Registered a minus rating in only two of his 17 contests...**2018-19:** Led team rookies in scoring and ranked second in shots on goal (124)...**2017-18:** Suffered a knee injury at Traverse City Prospect Tournament with the Wild and did not appear in a game with Medicine Hat...Named team captain of the Tigers...Appeared in one game with Iowa vs. Rockford (4/10/18)...Signed a three-year, entry-level contract with the Wild (4/27/18)...**2016-17:** Led team in assists and ranked second in PIM during the playoffs...Ranked second on team in scoring and assists during the regular season...Ranked fifth in the WHL in assists and T-7th in scoring...Tallied three SHG...**2015-16:** Represented Canada at the 2016 IIHF Under-18 World Championship and scored seven points (1-6=7) in seven contests...Ranked third on the team in shots on goal (22) and assists during the playoffs...Ranked second on team in assists and scoring and fifth in goals during the regular season.

SEASON	CLUB	LEAGUE	REGULAR SEASON					PLAYOFFS				
			GP	G	A	PTS	PIM	GP	G	A	PTS	PIM
2014-15	Medicine Hat	WHL	23	3	6	9	13	—	—	—	—	—
2015-16	Medicine Hat	WHL	67	17	43	60	72	—	—	—	—	—
2016-17	Medicine Hat	WHL	71	27	67	94	57	11	0	12	12	16
2017-18	Iowa	AHL	1	0	0	0	0	—	—	—	—	—
2018-19	Iowa	AHL	76	8	25	33	43	3	1	0	1	2
2019-20	Iowa	AHL	17	3	3	6	8	—	—	—	—	—
2020-21	Iowa	AHL	30	8	14	22	39	—	—	—	—	—
2021-22	Iowa	AHL	62	19	33	52	106	—	—	—	—	—
	MINNESOTA	NHL	3	0	0	0	5	—	—	—	—	—

ANDREJ SUSTR

DEFENSEMAN

Shoots: Right **Height:** 6-7 **Weight:** 213

Born: November 29, 1990; Plzen, Czech Republic

Acquired: Signed as a free agent, July 13, 2022

2021-22: Claimed off waivers by the Anaheim Ducks from the Tampa Bay Lightning (3/8/22)...**2020-21:** Played in 41 games with the Kunlun Red Star in KHL...Recorded one assist in six games for Czechia at the 2021 IIHF World Championship...**2019-20:** Appeared in 58 games with Kunlun...**2018-19:** Spent majority of season with San Diego (AHL)...**2017-18:** Skated in 44 games with the Lightning...**2016-17:** Ranked second on Tampa Bay in blocked shots (102) and games played...Set career highs in games played, shots on goal (93), hits (45), blocked shots and PIM...Tallied a goal in three World Cup games with Czechia...**2015-16:** Set career highs in goals, assists and points...Recorded first career GWG vs. FLA (1/17/16)...**2014-15:** Ranked second among team defensemen in games played and fourth in blocked shots (84)...Appeared in all 26 playoff games as Lightning lost to Chicago in Stanley Cup Final...Scored first career Stanley Cup Playoff goal in Game 2 of 2015 First Round series vs. DET (4/18/15)...**2013-14:** Tallied assists for first career NHL point vs. LA (10/15/13)...Scored first career NHL goal vs. DAL (4/5/14, Lehtonen)...Made Stanley Cup Playoff debut in Game 2 of 2014 First Round series vs. MTL (4/18/14)...**2012-13:** Made NHL debut vs. NJ (3/29/13)...Signed as a free agent by Tampa Bay (3/21/13)...Led team in blocked shots (113) and ranked T-2nd in PPA (10)...Led team defensemen in goals and points...**2011-12:** Ranked second among team defensemen in points and assists...**2010-11:** Ranked T-1st on team in games played and T-2nd in blocked shots (58) in freshman season...Played in five games for Czechia at 2010 IIHF World Junior Championship.

SEASON	CLUB	LEAGUE	REGULAR SEASON					PLAYOFFS				
			GP	G	A	PTS	PIM	GP	G	A	PTS	PIM
2010-11	U. Nebraska Omaha	WCHA	39	2	7	9	38	—	—	—	—	—
2011-12	U. Nebraska Omaha	WCHA	33	4	13	17	26	—	—	—	—	—
2012-13	U. Nebraska Omaha	WCHA	39	9	16	25	53	—	—	—	—	—
	TAMPA BAY	NHL	2	0	0	0	0	—	—	—	—	—
	Syracuse	AHL	8	2	1	3	8	18	2	5	7	25
2013-14	TAMPA BAY	NHL	43	1	7	8	16	3	0	0	0	2
	Syracuse	AHL	12	1	3	4	2	—	—	—	—	—
2014-15	TAMPA BAY	NHL	72	0	13	13	34	26	1	1	2	18
2015-16	TAMPA BAY	NHL	77	4	17	21	43	17	1	2	3	16
2016-17	TAMPA BAY	NHL	80	3	11	14	43	—	—	—	—	—
2017-18	TAMPA BAY	NHL	44	2	5	7	18	—	—	—	—	—
2018-19	ANAHEIM	NHL	5	0	0	0	6	—	—	—	—	—
	San Diego	AHL	39	0	3	3	20	—	—	—	—	—
2019-20	Kunlun	KHL	58	0	8	8	55	—	—	—	—	—
2020-21	Kunlun	KHL	41	0	5	5	18	—	—	—	—	—
2021-22	TAMPA BAY	NHL	15	1	0	1	6	—	—	—	—	—
	Syracuse	AHL	25	2	10	12	32	—	—	—	—	—
	ANAHEIM	NHL	23	0	5	5	10	—	—	—	—	—



IN THE SYSTEM



NICK SWANEY

RIGHT WING

Shoots: Right **Height:** 5-10 **Weight:** 178

Born: September 9, 1997; Lakeville, Minnesota

Acquired: Selected in the seventh round (209th overall) of the 2017 NHL Draft.

2021-22: Ranked T-1st among AHL rookies in SHG (3)...Led team in SHG, ranked fourth in shots on goal (148) and fifth in scoring and goals...**2020-21:** Signed one-year, entry-level contract with Minnesota (4/11/21)...Ranked T-1st on team in scoring, second in assists, PPP (11) and shots on goal (124) and T-2nd in goals...Ranked fifth in the NCAA in shots on goal...Collected eight multi-point games, three PPG, one GWG and one SHG...First-Team All-NCHC...Ranked second in NCHC in goals and T-2nd in scoring...NCHC Forward of Week (3/2)...Tallied hat trick (GWG) vs. St. Cloud State (2/27/21) to become 59th player in Bulldogs history to score 100 career points...**2019-20:** Ranked T-7th in the NCAA in shots on goal (140)...Ranked T-1st on team in GWG (3), fourth in scoring and fifth in goals...Notched four PPG and one SHG...**2018-19:** Helped Bulldogs won their second consecutive NCAA Championship defeating the University of Massachusetts, 3-0 (4/13/19)...Ranked first on the team in SHG (2) and shots on goal (137), T-1st in GWG (4), second in goals and fourth in scoring...Named NCHC Player of the Month (1/30/19)...Named NCHC Offensive Player of the Week in back-to-back weeks (1/21-1/28/19)...**2017-18:** Recorded nine shots in 2-1 win vs. Notre Dame in the NCAA Championship game at Xcel Energy Center (4/7/18)...Ranked T-4th among NCHC freshmen in PPA (6) and PPP (10), T-5th in assists and T-6th in scoring...Named Bauer NCHC Rookie of the Week (10/22/17, 1/29/18)...**2016-17:** Led USHL in GWG (8), ranked eighth in goals and T-10th in scoring...Added six PPG and two SHG...Led team in shots on goal (32) during the playoffs...Tallied a goal in the USHL/NHL Top Prospects Game...Won gold medal with United States at World Junior A Challenge...**2015-16:** Ranked T-1st on team in GWG (5), second in goals, third in scoring and fourth in shots on goal (167)...Added four PPG and two SHG...Led team in goals and scoring in playoffs...**2012-15:** Recorded 126 points (50-76=126) in 74 contests during three seasons with Lakeville South High School.

SEASON	CLUB	LEAGUE	REGULAR SEASON					PLAYOFFS				
			GP	G	A	PTS	PIM	GP	G	A	PTS	PIM
2013-14	Waterloo	USHL	4	1	0	1	2	—	—	—	—	—
2014-15	Waterloo	USHL	15	9	4	13	0	—	—	—	—	—
2015-16	Waterloo	USHL	54	30	20	50	26	9	5	4	9	2
2016-17	Waterloo	USHL	47	26	25	51	12	8	1	1	2	6
2017-18	Univ. of Minnesota-Duluth	NCHC	35	6	16	22	6	—	—	—	—	—
2018-19	Univ. of Minnesota-Duluth	NCHC	40	15	10	25	0	—	—	—	—	—
2019-20	Univ. of Minnesota-Duluth	NCHC	31	12	14	26	4	—	—	—	—	—
2020-21	Iowa	AHL	6	1	1	2	0	—	—	—	—	—
2021-22	Univ. of Minnesota-Duluth	NCHC	28	13	15	28	10	—	—	—	—	—
2021-22	Iowa	AHL	62	16	22	38	18	—	—	—	—	—



SAMMY WALKER

CENTER

Shoots: Right **Height:** 5-11 **Weight:** 174

Born: June 7, 1999; Edina, Minnesota

Acquired: Signed as a free agent, August 18, 2022

2021-22: Served as team captain for third season to become the first three-year captain in school history...Ranked second on team in goals and PPG (4) and fifth in scoring...Led team forwards in blocked shots (25)...All-Big Ten Honorable Mention and Academic All-Big Ten...**2020-21:** Ranked second on team in scoring and goals...Big Ten All-Tournament Team selection...AHCA All-American Scholar, Big Ten Distinguished Scholar and Academic All-Big Ten...**2019-20:** Led team in scoring and assists, ranked T-1st in GWG (3) and third in goals...Recipient of Minnesota's John Mariucci Most Valuable Player Award...Academic All-Big Ten...**2018-19:** Led Big Ten freshmen in scoring and named Big Ten Freshman of the Year...Ranked T-4th on team in scoring...**2017-18:** Tallied 79 points (35-44=79) in 31 games as a senior at Edina High School and named 2018 Mr. Hockey Award winner...Selected by Tampa Bay Lightning in the seventh round (200th overall) of the 2017 NHL Draft.

SEASON	CLUB	LEAGUE	REGULAR SEASON					PLAYOFFS				
			GP	G	A	PTS	PIM	GP	G	A	PTS	PIM
2017-18	Edina	High School	31	35	44	79	—	—	—	—	—	—
	Sioux City	USHL	17	2	7	9	4	—	—	—	—	—
2018-19	Univ. of Minnesota	Big-10	37	10	16	26	16	—	—	—	—	—
2019-20	Univ. of Minnesota	Big-10	37	11	19	30	33	—	—	—	—	—
2020-21	Univ. of Minnesota	Big-10	31	13	16	29	12	—	—	—	—	—
2021-22	Univ. of Minnesota	Big-10	39	14	13	27	20	—	—	—	—	—

IN THE SYSTEM



JESPER WALLSTEDT

GOALTENDER

Catches: Left **Height:** 6-3 **Weight:** 214

Born: November 14, 2002; Vasteras, Sweden

Acquired: Selected in the first round (20th overall) of the 2021 NHL Draft.

2021-22: Went 3-2 with a 1.62 GAA and a .939 SV% in five games as Sweden claimed bronze medal at 2022 IIHF World Junior Championship...Named tournament's top goaltender and to the media all-star team...Let tournament in GAA and SV%...Led Swedish Elite League in GAA, ranked fourth in SV% and T-6th in shutouts...Posted shutouts in consecutive games (11/4, 11/6)...Allowed two goals or less in 16 of 22 starts...**2020-21:** Led team in games played, wins and shutouts...Finished fifth in the Swedish Hockey League in goals-against average...Played in two games for Sweden at the 2021 IIHF World Junior Championship...**2019-20:** Led Lulea HF J20 in games played, wins, GAA and SV%...Made SHL debut, skating in one game for Lulea HF...Earned a bronze medal with Sweden at 2019 Hlinka Gretzky Cup...**2018-19:** Went 2-0-0 with a 1.50 GAA and a .936 SV% in two games at the 2019 IIHF Under-18 World Championship to help Sweden win gold medal...Also played for Sweden at the Hlinka Memorial Tournament (silver medal) and the Under-17 World Hockey Challenge (bronze medal)...**2017-18:** Led the Swedish Under-20 League in SV% and GAA...Member of Sweden's 2018 IIHF Under-18 World Championship team that earned a bronze medal but did not appear in a game.



SEASON	CLUB	LEAGUE	REGULAR SEASON						PLAYOFFS				
			GP	W	L	OT	GAA	SO	GP	W	L	GAA	SO
2017-18	Vasteras IK U20	Sweden	25	15	8	0	2.28	1	3	1	2	2.62	0
	Vasteras IK U18	Sweden	7	4	3	0	2.43	1	—	—	—	—	—
2018-19	Lulea HF U20	Sweden	21	12	8	0	2.65	1	3	1	2	4.33	0
	Lulea HF U18	Sweden	2	1	1	0	2.00	0	1	1	0	0.00	1
2019-20	Lulea HF	Sweden	1	0	1	0	1.55	0	—	—	—	—	—
	Lulea HF U20	Sweden	28	16	11	0	2.53	2	—	—	—	—	—
2020-21	Lulea HF	Sweden	22	12	10	0	2.23	2	2	0	1	3.36	0
	Lulea HF U20	Sweden	1	1	0	0	0.00	1	—	—	—	—	—
2021-22	Lulea HF	Sweden	22	11	9	2	1.98	3	1	0	0	0.00	0



FUTURE WILD



CAEDAN BANKIER

Position: Center **Shots:** Left **Height:** 6-2 **Weight:** 177

Born: January 26, 2003; White Rock, British Columbia

Acquired: Selected in the third round (86th overall) of the 2021 NHL Draft.

2021-22: Ranked second on team in SHG (2), third in scoring and T-3rd in assists...Notched nine-game point streak (7-7=14, 10/9-11/3/21)...Tallied five points (3-2=5) including hat trick at Victoria (10/13/21)...
2020-21: Awarded the Rick Anderson Memorial Trophy by Kamloops, for team's "Unsung Hero"...Ranked T-1st on team in goals and PPG (5) and third in scoring...Scored a hat trick vs. Kelowna (5/1/21) and posted a four-point game (1-3=4) against the Rockets 10 days later (5/10/21)...**2019-20:** Tallied first career multi-point game (1-2=3) against Tri-City (1/17/20)...**2018-19:** Led Burnaby Winter Club Academy in goals and scoring.

SEASON	CLUB	LEAGUE	REGULAR SEASON					PLAYOFFS				
			GP	G	A	PTS	PIM	GP	G	A	PTS	PIM
2019-20	Kamloops	WHL	55	7	13	20	7	—	—	—	—	—
2020-21	Kamloops	WHL	22	11	12	23	2	—	—	—	—	—
2021-22	Kamloops	WHL	68	21	39	60	26	17	5	6	11	6



NATE BENOIT

Position: Defenseman **Shots:** Left **Height:** 6-0 **Weight:** 168

Born: November 26, 2002; Concord, New Hampshire

Acquired: Selected in the sixth round (182nd overall) of the 2021 NHL Draft.

2021-22: Led team in plus/minus rating, ranked T-1st in PIM and led team defensemen in scoring in the playoffs... Ranked third in plus/minus rating during regular season...Traded to Omaha Lancers (2/25/22)...**2020-21:** Team captain for Mount St. Charles Academy (H.S.)...Led club defensemen in goals, assists and scoring...Skated in three games with Tri-City (USHL)...**2019-20:** Led Mount St. Charles Academy defensemen in goals and scoring...Played seven games for Rhode Island Saints U18 AAA team, leading defensemen in goals and scoring...**2018-19:** Played in 29 games for the Northern Cyclones 16U AAA in the USPHL...Led team in assists and scoring.

SEASON	CLUB	LEAGUE	REGULAR SEASON					PLAYOFFS				
			GP	G	A	PTS	PIM	GP	G	A	PTS	PIM
2018-19	Northern	NCDC	3	0	0	0	4	—	—	—	—	—
2020-21	Tri-City	USHL	3	0	0	0	2	—	—	—	—	—
2021-22	Tri-City	USHL	39	1	5	6	18	—	—	—	—	—
	Omaha	USHL	20	0	3	3	29	4	1	2	3	12



BROCK FABER

Position: Defenseman **Shots:** Right **Height:** 6-0 **Weight:** 193

Born: August 22, 2002; Maple Grove, Minnesota

Acquired: From Los Angeles with a first round selection in the 2022 NHL Draft (Liam Ohgren) in exchange for Kevin Fiala, June 29, 2022.

2021-22: Served as captain and recorded two points (1-1=2) in five games for the United States at 2022 IIHF World Junior Championship...Ranked T-3rd in tournament with a plus-10 rating...Named Big Ten Defensive Player of the Year, First Team All-Big Ten and to the Academic All-Big Ten Team...Played for the United States at the 2022 Winter Olympics and tallied one assist in four games...**2020-21:** Led team in blocked shots (39) and ranked fourth with a plus-17 rating...Named Big Ten Freshman of the Year, Big Ten Defensive Player of the Year finalist...Named to Big Ten All-Freshman Team and the NCAA West All-Regional Team...Honorable Mention All-Big Ten and Minnesota's Frank Pond Rookie of the Year...Tallied five assists in seven games to help United States win the gold medal at the 2021 IIHF World Junior Championship...**2019-20:** Selected by Los Angeles in the second round (45th overall) of the 2020 NHL Draft...Earned a silver medal with United States Under-18 Team at the 2020 Five Nations Tournament... Won a gold medal with the team at the 2019 Five Nations Tournament...**2018-19:** Earned a bronze medal at the 2019 Under-17 Five Nations Tournament, a silver medal with the U.S. National Under-17 Team at the 2018 Under-18 Four Nations Tournament and also skated with the team at the 2018 World Under-17 Hockey Challenge.

SEASON	CLUB	LEAGUE	REGULAR SEASON					PLAYOFFS				
			GP	G	A	PTS	PIM	GP	G	A	PTS	PIM
2018-19	U.S. National U-17	USHL	34	3	7	10	6	2	0	0	0	0
	U.S. National U-18	USHL	1	0	0	0	2	—	—	—	—	—
2019-20	U.S. National U-18	USHL	19	1	8	9	8	—	—	—	—	—
2020-21	U. Minnesota	Big-10	27	1	11	12	14	—	—	—	—	—
2021-22	U. Minnesota	Big-10	32	2	12	14	12	—	—	—	—	—

FUTURE WILD



MATVEY GUSKOV

Position: Center **Shots:** Left **Height:** 6-2 **Weight:** 182

Born: January 30, 2001; Nizhnekamsk, Russia

Acquired: Selected in the fifth round (149th overall) of the 2019 NHL Draft.

2021-22: Appeared in seven playoff games as CSKA Moscow defeated Metallurg in KHL Finals to win Gagarin Cup... Skated in 32 games in KHL regular season...**2020-21:** Ranked T-2nd on team in scoring with three assists in seven MHL playoff games...**2019-20:** Recorded two goals vs. Saginaw (2/7/20)...Tallied two goals including GWG vs. Sudbury (1/1/20)...Notched two GWG and one PPG...**2018-19:** Ranked second among team rookies in goals and scoring...Ranked T-7th among OHL rookies in GWG (2), T-11th in goals and 12th in scoring...**2017-18:** Represented Russia at the 2018 World Junior A Challenge, the 2017 World Under-17 Hockey Challenge and the 2017 Ivan Hlinka Memorial Tournament.

SEASON	CLUB	LEAGUE	REGULAR SEASON					PLAYOFFS				
			GP	G	A	PTS	PIM	GP	G	A	PTS	PIM
2018-19	London	OHL	59	12	18	30	24	11	2	2	4	0
2019-20	London	OHL	62	16	14	30	48	—	—	—	—	—
2020-21	CSKA Moscow	KHL	2	0	0	0	0	—	—	—	—	—
	Krasnaya Armiya Moskva	MHL	14	5	5	10	6	7	0	3	3	4
2021-22	CSKA Moscow	KHL	32	3	5	8	30	7	0	0	0	0

Position: Center **Shots:** Right **Height:** 5-10 **Weight:** 174

Born: April 4, 2004; Strathroy, Ontario

Acquired: Selected in the second round (47th overall) of the 2022 NHL Draft.

2021-22: Ranked 10th among OHL rookies in goals...Ranked T-1st on team in SHG (2) and fourth in goals...Tallied eight multi-point contests, including a career-high, four-point contest (2-2=4) vs. Oshawa (2/19/22)...Recognized as an Academic Player of the Month twice...**2020-21:** Did not play...**2019-20:** Led the Alliance U16 league in goals and ranked second in scoring with 58 points (32-26=58) in 33 games.

SEASON	CLUB	LEAGUE	REGULAR SEASON					PLAYOFFS				
			GP	G	A	PTS	PIM	GP	G	A	PTS	PIM
2021-22	Barrie	OHL	63	22	19	41	13	6	1	4	5	0

HUNTER HAIGHT

Position: Defenseman **Shots:** Right **Height:** 6-0 **Weight:** 172

Born: May 19, 2004; Chicago, Illinois

Acquired: Selected in the fourth round (121st overall) of the 2022 NHL Draft.

2021-22: Ranked second among team defensemen in scoring...Ranked T-4th on team in PPA (5) and T-5th in assists...Tallied two assists in four games for Team USA at Hlinka Gretzky Cup...**2020-21:** Played for U.S. National Under-17 Team and Sioux Falls in the USHL...**2019-20:** Named East Cost Elite League U16 Top Defenseman.

SEASON	CLUB	LEAGUE	REGULAR SEASON					PLAYOFFS				
			GP	G	A	PTS	PIM	GP	G	A	PTS	PIM
2020-21	Sioux Falls	USHL	7	0	1	1	0	—	—	—	—	—
	USNTDP	USHL	8	0	1	1	14	—	—	—	—	—
2021-22	Sioux Falls	USHL	59	3	18	21	22	—	—	—	—	—



FUTURE WILD



MARAT KHUSNUTDINOV

Position: Center **Shoots:** Left **Height:** 5-11 **Weight:** 176

Born: July 17, 2002; Moscow, Russia

Acquired: Selected in the second round (37th overall) of the 2020 NHL Draft.

2021-22: Served as captain for Russia at 2022 IIHF World Junior Championship and tallied one assist in two games before tournament was canceled...Skated in 16 KHL playoff games...**2020-21:** Suffered upper-body injury (2/11/21) and missed remainder of season...Tallied five points (3-2=5) in seven games for Russia at 2021 IIHF World Junior Championship...Recorded one PPG and one GWG...Ranked T-2nd on team in scoring and second among team forwards in TOI/game (17:26)...**2019-20:** Ranked third on team in assists and T-5th among team forwards with a plus-27 rating...Served as team captain for Russia at the 2019 Hlinka Gretzky Cup...Tallied three assists in five games to help Russia win the gold medal...**2018-19:** Recorded three points (1-2=3) in seven games and served as team captain at the 2019 IIHF World Under-18 Championship as Russia claimed the silver medal...Recorded five points (3-2=5) in six games to help Russia win the gold medal at the 2018 World Under-17 Hockey Challenge.

Hockey Challenge.			REGULAR SEASON					PLAYOFFS				
SEASON	CLUB	LEAGUE	GP	G	A	PTS	PIM	GP	G	A	PTS	PIM
2017-18	Podolsk	Russia Jr. U17	25	8	34	42	12	—	—	—	—	—
2018-19	Podolsk	Russia Jr. U17	11	8	10	18	2	—	—	—	—	—
	Podolsk	Russia Jr. U17	1	1	2	3	0	7	4	6	10	0
2019-20	SKA St. Petersburg	Russia Jr.	44	13	25	38	16	2	0	0	0	2
2020-21	St. Petersburg SKA	KHL	12	0	2	2	2	—	—	—	—	—
	St. Petersburg SKA	MHL	10	3	11	14	6	—	—	—	—	—
2021-22	St. Petersburg SKA	KHL	32	5	7	12	8	16	1	3	4	6



CARSON LAMBOS

Position: Defenseman **Shoots:** Left **Height:** 6-1 **Weight:** 192

Born: January 14, 2003; Winnipeg, Manitoba

Acquired: Selected in the first round (26th overall) of the 2021 NHL Draft.

2021-22: Played in one game at 2022 IIHF World Junior Championship as Canada won gold medal...Named to the WHL East Division First All-Star Team...Ranked fifth among WHL defensemen with a plus-42 rating...Led team defensemen in goals and ranked second in scoring...Tallied 13 multi-point games...**2020-21:** Signed three-year, entry-level contract with Minnesota (8/25/21)...Spent majority of the season on loan to JYP in Finland...Appeared in 13 games with their junior team, scoring two goals and posting nine assists...Had three assists in two games for Under-18 team...Skated in two games with Winnipeg (WHL) before having season cut short due to injury...

2019-20: Led WHL rookie defensemen in scoring, ranked T-1st in GWG (3), second in assists and T-2nd in goals...Represented Canada White at the 2019 World Under-17 Hockey Challenge and tallied five assists in six games...Named a tournament All-Star.

REGULAR SEASON								PLAYOFFS				
SEASON	CLUB	LEAGUE	GP	G	A	PTS	PIM	GP	G	A	PTS	PIM
2018-19	Kootenay	WHL	5	1	0	1	2	—	—	—	—	—
2019-20	Winnipeg	WHL	57	8	24	32	32	—	—	—	—	—
2020-21	JYP HT Jyväskylä	SM-liiga	2	0	0	0	0	—	—	—	—	—
	Winnipeg	WHL	2	0	0	0	0	—	—	—	—	—
2021-22	Winnipeg	WHL	51	10	37	47	57	15	0	8	8	14



RIEGER LORENZ

Position: Left Wing **Shoots:** Left **Height:** 6-1 **Weight:** 184

Born: March 30, 2004; Calgary, Alberta

Acquired: Selected in the second round (56th overall) of the 2022 NHL Draft.

2021-22: Named Canadian Junior Hockey League and Alberta Junior Hockey League Rookie of the Year...Led AJHL in SHG (5), ranked fourth in goals and fifth in scoring...Led AJHL rookies in goals and ranked second in scoring...Only CJHL player to play for Team Canada at the 2022 IIHF Under-18 World Championship...Tallied four assists in four games...His great uncle, Garnet "Ace" Bailey, was a forward and two-time Stanley Cup champion who appeared in 568 NHL games with the Bruins, Red Wings, Blues and Capitals (1968-78)

REGULAR SEASON								PLAYOFFS				
SEASON	CLUB	LEAGUE	GP	G	A	PTS	PIM	GP	G	A	PTS	PIM
2020-21	Okotoks	AJHL	7	2	1	3	4	—	—	—	—	—
2021-22	Okotoks	AJHL	60	38	47	85	54	10	2	7	9	4

FUTURE WILD



KYLE MASTERS

Position: Defenseman **Shoots:** Right **Height:** 6-1 **Weight:** 172

Born: January 26, 2003; White Rock, British Columbia

Acquired: Selected in the fourth round (118th overall) of the 2021 NHL Draft.

2021-22: Ranked fourth on team in plus/minus rating (plus-24)...**2020-21:** Led Red Deer defensemen and ranked fourth on the Rebels in scoring...Tallied three multi-point games...**2019-20:** Ranked T-3rd among WHL rookie defensemen in PPG (2)...Played for Canada White at the 2019 World Under-17 Hockey Challenge and recorded three assists in four games.

REGULAR SEASON								PLAYOFFS				
SEASON	CLUB	LEAGUE	GP	G	A	PTS	PIM	GP	G	A	PTS	PIM
2019-20	Red Deer	WHL	24	2	1	3	21	—	—	—	—	—
2020-21	Red Deer	WHL	20	0	10	10	14	—	—	—	—	—
2021-22	Red Deer	WHL	65	3	11	14	37	10	0	2	2	2



MICHAEL MILNE

Position: Left Wing **Shoots:** Left **Height:** 5-11 **Weight:** 187

Born: September 21, 2002; Abbotsford, British Columbia

Acquired: Selected in the third round (89th overall) of the 2022 NHL Draft.

2021-22: Ranked second in the WHL with a plus-56 rating and T-10th in goals...Led team in goals and plus/minus rating (plus-18) and ranked fourth in scoring in the playoffs...Ranked second on team in goals, T-2nd in points, T-3rd in PPG (8), fourth in GWG (5) and T-4th in assists during regular season...**2020-21:** Ranked T-2nd on team in GWG (2) and T-4th with a plus-9 rating...**2019-20:** Ranked fifth on team with a plus-10 rating.

REGULAR SEASON								PLAYOFFS				
SEASON	CLUB	LEAGUE	GP	G	A	PTS	PIM	GP	G	A	PTS	PIM
2018-19	Kootenay	WHL	39	2	3	5	12	—	—	—	—	—
2019-20	Winnipeg	WHL	53	13	20	33	32	—	—	—	—	—
2020-21	Winnipeg	WHL	14	6	6	12	4	—	—	—	—	—
2021-22	Winnipeg	WHL	68	38	43	81	55	15	13	6	19	—



NIKITA NESTERENKO

Position: Center **Shoots:** Left **Height:** 6-0 **Weight:** 157

Born: September 10, 2001; Brooklyn, New York

Acquired: Selected in the sixth round (172nd overall) of the 2019 NHL Draft.

2021-22: Led team in PIM, ranked fourth in assists and T-5th in scoring and plus/minus rating (plus-7)...**2020-21:** Ranked T-3rd on team in scoring and fourth in goals...Ranked T-11th in goals and T-13th in scoring among NCAA freshmen...Led Hockey East freshmen in goals, assists and scoring...Named to Hockey East All-Rookie Team and Hockey East Co-Rookie of Year...Started college career with a five-game point streak (3-4=7, 11/27-12/11/20)...**2019-20:** Led team in scoring, goals, assists, GWG (5), PPP (25), PPA (17) and ranked T-1st in PPG (8)...Named a finalist for the Bruce Allison Memorial Trophy (Rookie of the Year)...Ranked T-1st among BCHL rookies in PPP and GWG, T-2nd in assists, third in scoring and fifth in goals in regular season...**2018-19:** Led team to an undefeated high school season...Named the New Jersey Prep Player of the Year by The Trentonian...Named to the High School All-USA Hockey Third Team.

REGULAR SEASON								PLAYOFFS				
SEASON	CLUB	LEAGUE	GP	G	A	PTS	PIM	GP	G	A	PTS	PIM
2018-19	Lawrenceville	High-NJ	31	30	29	59	0	—	—	—	—	—
2019-20	Chilliwack	BCHL	56	20	36	56	29	7	0	2	2	6
2020-21	Boston College	H-East	24	8	11	19	18	—	—	—	—	—
2021-22	Boston College	H-East	37	7	17	24	50	—	—	—	—	—





FUTURE WILD



PAVEL NOVAK

Position: Center **Shoots:** Right **Height:** 5-9 **Weight:** 170

Born: April 16, 2002; Tabor, Czech Republic

Acquired: Selected in the fifth round (146th overall) of the 2020 NHL Draft.

2021-22: Signed three-year, entry-level contract with the Wild (5/9)...Named to NHL B.C. Division Second All-Star Team... Ranked T-1st on team in goals, second in scoring, assists and plus/minus rating (plus-26) and third in PPG (8) and shots on goal (209)...Recorded 20 multi-point games...Tallied hat trick (3-1=4) vs. Tri-City (2/12/22) and vs. Victoria (10/30/21)...**2020-21:** Tallied four points (1-3=4) in nine games with HC Stadion Litoměřice (Czech 2)...Recorded three points (1-2=3) in five games for Czechia at the 2021 IIHF World Junior Championship...Ranked T-2nd on team in scoring and shots on goal (13)...**2019-20:** Ranked T-2nd among WHL rookies in assists, third in scoring and fourth in goals...Point total ranked fourth in the Canadian Hockey League among rookies...Led team in scoring, goals and GWG (5), ranked T-1st in PPG (8), second in assists and plus/minus rating (plus-10) and third in shots on goal (155)...Named Rockets Rookie of the Year...First rookie to lead team in scoring since 1996-97...Tallied eight PPG and five GWG...Registered 19 PPP...Tallied two goals in four games for Czechia at the 2019 Hlinka Gretzky Cup...**2018-19:** Recorded two points (1-1=2) in five games at the 2018 World Under-17 Hockey Challenge and one assist in four games at the 2018 Hlinka Gretzky Cup with Czechia.

REGULAR SEASON								PLAYOFFS				
SEASON	CLUB	LEAGUE	GP	G	A	PTS	PIM	GP	G	A	PTS	PIM
2017-18	Ceske Budejovice	Czech U16	12	25	14	39	8	—	—	—	—	—
	Ceske Budejovice	Czech U18	30	20	26	46	28	7	8	9	17	2
	Ceske Budejovice	Czech U20	4	2	1	3	2	—	—	—	—	—
2018-19	Ceske Budejovice	Czech U19	31	29	16	45	16	—	—	—	—	—
	Ceske Budejovice	Czech 2	20	0	3	3	4	—	—	—	—	—
2019-20	Kelowna	WHL	55	25	33	58	33	—	—	—	—	—
2020-21	Ceske Budejovice HC	Czech	15	0	1	1	2	—	—	—	—	—
2021-22	Kelowna	WHL	62	29	43	72	26	3	1	0	1	2



LIAM OHGREN

Position: Left Wing **Shoots:** Left **Height:** 6-1 **Weight:** 201

Born: January 28, 2004; Stockholm, Sweden

Acquired: Selected in the first round (19th overall) of the 2022 NHL Draft.

2021-22: Notched one assist in seven games at 2022 IIHF World Junior Championship as Sweden won bronze medal... Signed three-year, entry-level contract with the Wild (7/16/22)...Named Best Forward in Sweden's Junior League... Led Sweden's Junior League in goals, points and plus/minus rating (plus-41)...Captained Sweden to the gold medal at the 2022 IIHF Under-18 World Championship...Ranked T-7th in tournament scoring with nine points (3-6=9) in six games...Recorded two goals and an assist including the GWG in gold medal game vs. the United States...Helped Sweden earn a bronze medal at the 2021 Hlinka Gretzky Cup where he ranked second on team in scoring with seven points (4-3=7) in five games...**2020-21:** Split season between Djurgården's Junior and Under-18 team.

REGULAR SEASON								PLAYOFFS				
SEASON	CLUB	LEAGUE	GP	G	A	PTS	PIM	GP	G	A	PTS	PIM
2020-21	Djurgarden	SWE Jr.	8	4	2	6	0	—	—	—	—	—
	Djurgarden	SWE U18	8	5	8	13	2	—	—	—	—	—
2021-22	Djurgarden	SWE Jr.	30	33	25	58	6	6	2	4	6	4
	Djurgarden	SWE	25	1	1	3	6	—	—	—	—	—



JACK PEART

Position: Defenseman **Shoots:** Left **Height:** 5-11 **Weight:** 186

Born: January 14, 2003; Grand Rapids, Minnesota

Acquired: Selected in the second round (54th overall) of the 2021 NHL Draft.

2021-22: Tallied two assists in four games for the United States at 2022 IIHF World Junior Championship...Led team freshman in assists and points...Ranked fourth on team in assists...Named NCHC Rookie of the Week (10/18/22)...**2020-21:** Named Minnesota's 2021 Mr. Hockey as state's top senior high school player...Led Grand Rapids High School in assists and scoring and ranked second in goals...Led Fargo defensemen in goals, assists and scoring in the playoffs...**2019-20:** Team captain for Grand Rapids...Led team in goals and scoring and ranked third in assists... Played for Team USA's Under-17 National Team at the 2019 Five Nations Tournament in Germany...**2018-19:** Led Grand Rapids defensemen in goals, assists and scoring...Ranked second on team in assists and scoring.

REGULAR SEASON								PLAYOFFS				
SEASON	CLUB	LEAGUE	GP	G	A	PTS	PIM	GP	G	A	PTS	PIM
2018-19	Grand Rapids	High-MN	25	8	1	21	14	—	—	—	—	—
2019-20	Fargo	USHL	5	0	2	2	2	—	—	—	—	—
2020-21	Grand Rapids	High-MN	25	13	14	27	10	—	—	—	—	—
	Fargo	USHL	24	1	14	15	14	9	2	5	7	2
2021-22	Grand Rapids	High-MN	18	11	24	35	4	—	—	—	—	—
	St. Cloud State Univ.	NCHC	32	2	15	17	24	—	—	—	—	—

FUTURE WILD



SERVAC PETROVSKY

Position: Center **Shoots:** Left **Height:** 5-10 **Weight:** 176

Born: August 10, 2003; Presov, Slovakia

Acquired: Selected in the sixth round (185th overall) of the 2022 NHL Draft.

2021-22: Collected three points (2-1=3) and averaged 18:16 in TOI/game in four games for Slovakia at 2022 IIHF World Junior Championship...Named one of Slovakia's top three players of the tournament...Ranked T-1st amongst OHL rookies in GWG (7), second in PPG (9), SHG (3) and shots on goal (208), third in scoring and fourth in goals... Registered 15 multi-point games, including six multi-goal efforts...Recorded five points (1-4=5) in five games as Slovakia earned a silver medal at the 2021 Hlinka Gretzky Cup.

REGULAR SEASON								PLAYOFFS				
SEASON	CLUB	LEAGUE	GP	G	A	PTS	PIM	GP	G	A	PTS	PIM
2020-21	HC Ocelari Trinec	CZE Jr.	8	3	3	6	0	—	—	—	—	—
2021-22	Owen Sound	OHL	65	28	26	54	28	7	2	4	6	—



JOSH PILLAR

Position: Right Wing **Shoots:** Right **Height:** 5-11 **Weight:** 171

Born: February 14, 2002; Saskatoon, Saskatchewan

Acquired: Selected in the fourth round (127th overall) of the 2021 NHL Draft.

2021-22: Ranked fifth on team in PPA (9) and sixth in assists...Traded to Saskatoon (1/17/22)...Recorded season-high five points (2-3=5) vs. Portland (11/3)...**2020-21:** Led Kamloops in scoring and ranked T-1st in goals, PPG (5), GWG (3) and assists...Named team's "Most Improved Player"...Registered four points (1-3=4) at Kelowna (5/10/21)...**2019-20:** Tallied first career multi-goal game (2-1=3) at Moose Jaw (12/10/19)...**2018-19:** Finished third among Kamloops rookies in goals, assists and scoring...Tallied first career four-point game (1-3=4) vs. Victoria (3/13/19).

REGULAR SEASON								PLAYOFFS				
SEASON	CLUB	LEAGUE	GP	G	A	PTS	PIM	GP	G	A	PTS	PIM
2017-18	Kamloops	WHL	1	0	0	0	0	—	—	—	—	—
2018-19	Kamloops	WHL	68	7	15	22	10	6	0	1	1	6
2019-20	Kamloops	WHL	63	14	30	44	20	—	—	—	—	—
2020-21	Kamloops	WHL	22	11	18	29	22	—	—	—	—	—
2021-22	Kamloops	WHL	29	11	20	31	30	—	—	—	—	—
	Saskatoon	WHL	17	2	4	6	12	5	3	1	4	0



DAVID SPACEK

Position: Defenseman **Shoots:** Right **Height:** 6-0 **Weight:** 182

Born: February 18, 2003; Columbus, Ohio

Acquired: Selected in the fifth round (153rd overall) of the 2022 NHL Draft.

2021-22: Recorded one assist in seven games for Czechia at 2022 IIHF World Junior Championship...Named one of Czechia's top three players of the tournament...Ranked 10th in tournament in TOI/game (21:43)...Named the QMJHL Defensive Rookie of the Year and to the QMJHL All-Rookie Team...Led QMJHL rookies in PPA (6) and ranked second in scoring and assists in the playoffs...Ranked second among QMJHL defensemen in PPG (8), T-3rd in PPA (20), ninth in scoring and T-9th in assists in regular season...Led QMJHL rookies in PPA, ranked second in scoring and assists and third in plus/minus rating (plus-21)...Named Rookie of the Month for September/October...**2020-21:** Played in three games for Czechia at the 2021 IIHF Under-18 World Championship...Also played in 2021 Four Nations Tournament...**2019-20:** Played for Czechia at the 2019 Five Nations Tournament, the 2019 World Under-17 Hockey Challenge (bronze medal) and the 2020 Five Nations Tournament... His dad, Jaroslav Spacek, collected 355 points (82-273=355) in 880 career NHL games with Florida, Chicago, Columbus, Edmonton, Buffalo, Montreal and Carolina (1998-2012).

REGULAR SEASON								PLAYOFFS				
SEASON	CLUB	LEAGUE	GP	G	A	PTS	PIM	GP	G	A	PTS	PIM
2020-21	HC Plzen	CZE Jr.	8	1	3	4	32	-	-	-	-	-
	HC Stadion Litomerice	CZE 2	2	0	1	1	0	-	-	-	-	-
2021-22	Sherbrooke	QMJHL	57	12	38	50	44	11	2	11	13	8





FUTURE WILD

HOW THE WILD WAS BUILT



MARSHALL WARREN

Position: Defenseman **Shoots:** Left **Height:** 5-11 **Weight:** 170

Born: April 20, 2001; Laurel Hollow, New York

Acquired: Selected in the sixth round (166th overall) of the 2019 NHL Draft.

2021-22: Led team in blocked shots (41) and ranked T-1st in shots on goal (106)...Led team defensemen in goals and ranked third in scoring...**2020-21:** Ranked second on team in PIM...Ranked second in plus/minus rating (plus-13) and third in scoring among team defensemen...**2019-20:** Led NCAA freshmen defensemen in plus/minus rating (plus-22) and ranked T-2nd in goals...Led team defensemen in goals, ranked second in scoring and shots on goal (48) and third in plus/minus rating...Recorded goal in first collegiate game vs. Wisconsin (10/11/19)...**2018-19:** Ranked second among team defensemen in shots on goal (102), T-2nd in goals and fourth in scoring...Served as an alternate captain for Team USA at the 2019 IIHF Under-18 World Championship...Tallied three assists in seven games to help United States win bronze medal...**2017-18:** Ranked second among team defensemen in goals and fourth in scoring...Won a gold medal with Team USA at the 2017 World Under-17 Hockey Challenge.

SEASON	CLUB	LEAGUE	REGULAR SEASON					PLAYOFFS				
			GP	G	A	PTS	PIM	GP	G	A	PTS	PIM
2017-18	U.S. National U-17	USHL	34	5	13	18	18	8	2	3	5	6
2018-19	U.S. National U-18	USHL	26	4	9	13	10	—	—	—	—	—
2019-20	Boston College	H-East	34	6	5	11	22	—	—	—	—	—
2020-21	Boston College	H-East	23	3	8	11	27	—	—	—	—	—



DANILA YUROV

Position: Right Wing **Shoots:** Left **Height:** 6-1 **Weight:** 178

Born: December 22, 2022; Chelyabinsk, Russia

Acquired: Selected in the first round (24th overall) of the 2022 NHL Draft.

2021-22: Split season between the KHL and the MHL, Russia's Junior League...Played in 19 playoff games as Metallurg Magnitogorsk lost to CSKA Moscow in KHL Final...Registered four points (3-1=4) in three games with Russia at the 2021 Four Nations Tournament...**2020-21:** Earned silver medal with Russia at the 2021 IIHF Under-18 World Championship...Ranked T-5th in tournament scoring with 11 points (4-7=11) in seven games...**2019-20:** Tallied eight points (2-6=8) in six games to help Russia win gold medal at the 2019 World Under-17 Hockey Challenge.

SEASON	CLUB	LEAGUE	REGULAR SEASON					PLAYOFFS				
			GP	G	A	PTS	PIM	GP	G	A	PTS	PIM
2019-20	Magnitogorsk Metallurg	MHL	18	6	7	13	6	5	0	0	0	0
2020-21	Magnitogorsk Metallurg	KHL	21	1	1	2	0	3	1	0	1	0
	Magnitogorsk Metallurg	MHL	23	13	12	25	8	3	2	1	3	2
2021-22	Magnitogorsk Metallurg	KHL	21	0	0	0	2	19	0	0	0	0
	Magnitogorsk Metallurg	MHL	23	13	23	36	8	2	1	0	1	0

YEAR	DRAFT (RD/PICK)	FREE AGENT (SIGNED)	TRADE/WAIVERS (TEAM, DATE)
2010		JARED SPURGEON (9/23)	
2011	JONAS BRODIN (1/10)		
2012	MATT DUMBA (1/7)		
2015	JOEL ERIKSSON EK (1/20) JORDAN GREENWAY (2/50) KIRILL KAPRIZOV (5/135)		
2016	BRANDON DUHAIME (4/106)		
2017	MASON SHAW (4/97) ANDREI SVETLAKOV (6/178) NICK SWANEY (7/209)		MARCUS FOLIGNO (BUF, 6/30)
2018	CONNOR DEWAR (3/92) SIMON JOHANSSON (5/148) DAMIEN GIROUX (5/155) SAM HENTGES (7/210)		
2019	MATTHEW BOLDY (1/12) VLADISLAV FIRSTOV (2/42) HUNTER JONES (2/59) ADAM BECKMAN (3/75) MATVEY GUSKOV (5/149) MARSHALL WARREN (6/166) NIKITA NESTERENKO (6/172)	MATS ZUCCARELLO (7/1) RYAN HARTMAN (7/1)	
2020	MARCO ROSSI (1/9) MARAT KHUSNUDINOV (2/37) RYAN O'ROURKE (2/39) DAEMON HUNT (3/65) PAVEL NOVAK (5/146)	MITCHELL CHAFFEE (3/24) JOSEPH CRAMAROSSA (10/9) DAKOTA MERMIS (10/9)	CALEN ADDISON (PIT, 2/10)
2021	JESPER WALLSTEDT (1/20) CARSON LAMBOS (1/26) JACK PEART (2/54) CAEDAN BANKIER (3/86) KYLE MASTERS (4/118) JOSH PILLAR (4/127) NATE BENOIT (6/182)	ALEX GOLIGOSKI (7/28) FREDERICK GAUDREAU (7/28) JOE HICKETTS (7/28) JON MERRILL (7/29)	
2022	LIAM OHGREN (1/19) DANILA YUROV (1/24) HUNTER HAIGHT (2/47) REIGER LORENZ (2/56) MICHAEL MILNE (3/89) RYAN HEALEY (4/121) DAVID SPACEK (5/153) SERVAC PETROVSKY (6/185)	ZANE MCINTYRE (1/4) STEVEN FOGARTY (7/13) NIC PETAN (7/13) ANDREJ SUSTR (7/13) SAMMY WALKER (8/17) SAM STEEL (8/30)	BRANDON BADDOCK (MTL, 2/12) TYSON JOST (COL, 3/15) MARC-ANDRE FLEURY (CHI, 3/21) JAKE MIDDLETON (SJ, 3/21) BROCK FABER (LA, 6/29) FILIP GUSTAVSSON (OTT, 7/12)



IOWA WILD



PRIMARY DEVELOPMENT AFFILIATE AMERICAN HOCKEY LEAGUE

Address: Iowa Events Center • C/O Iowa Wild • 730 Third Street • Des Moines, IA 50309
Phone: (515) 564-8700
Website: iowawild.com **Twitter:** @IAWild
Home Rink: Wells Fargo Arena
Team Colors: Forest Green, Iowa Wheat, Harvest Gold and Iron Range Red
2021-2022 Record: 32-31-4-5, 73 points
Affiliation: Became Minnesota's primary developmental affiliate on April 22, 2013.

CLUB DIRECTORY

Owner	Minnesota Sports & Entertainment (MSE)
General Manager	Michael Murray
President	Todd Frederickson
Head Coach	Tim Army
Assistant Coach	Nate Dicastmirro
Assistant Coach	Nolan Yonkman
Goaltending Coach	Richard Bachman
Head Athletic Trainer	Masa Takaiwa
Head Equipment Manager	Rich Krouse

IOWA WILD SCHEDULE [ALL TIMES CENTRAL]

OCTOBER

- 10.14 vs. San Jose 7 p.m.
- 10.15 vs. San Jose 6 p.m.
- 10.21 vs. Texas 7 p.m.
- 10.22 vs. Texas 6 p.m.
- 10.29 at Manitoba 2 p.m.
- 10.30 at Manitoba 2 p.m.

NOVEMBER

- 11.3 vs. Grand Rapids 10:30 a.m.
- 11.4 vs. Grand Rapids 7 p.m.
- 11.6 at Rockford 4 p.m.
- 11.11 at Milwaukee 7 p.m.
- 11.12 at Chicago 7 p.m.
- 11.18 vs. Milwaukee 7 p.m.
- 11.19 at Milwaukee 6 p.m.
- 11.20 at Chicago 3 p.m.
- 11.25 at Colorado 8:05 p.m.
- 11.26 at Colorado 4:05 p.m.
- 11.29 at San Jose 9 p.m.
- 11.30 at San Jose 9 p.m.

DECEMBER

- 12.3 vs. Chicago 6 p.m.
- 12.4 vs. Chicago 3 p.m.
- 12.7 at Grand Rapids 6 p.m.
- 12.8 at Rockford 7 p.m.
- 12.9 at Rockford 7 p.m.
- 12.13 vs. Rockford 7 p.m.
- 12.16 vs. Texas 7 p.m.
- 12.17 vs. Texas 6 p.m.
- 12.21 vs. Manitoba 7 p.m.
- 12.23 vs. Manitoba 7 p.m.
- 12.28 vs. Colorado 6 p.m.
- 12.30 vs. Colorado 6 p.m.

JANUARY

- 1.3 at Chicago 7 p.m.
- 1.7 vs. Rockford 6 p.m.
- 1.8 s Rockford 3 p.m.
- 1.11 at Grand Rapids 6 p.m.
- 1.13 at Grand Rapids 6 p.m.
- 1.16 vs. Grand Rapids 2 p.m.
- 1.20 vs. Milwaukee 7 p.m.
- 1.21 vs. Milwaukee 6 p.m.
- 1.24 vs. Rockford 7 p.m.
- 1.26 vs. Coachella Valley 7 p.m.
- 1.28 vs. Coachella Valley 6 p.m.
- 1.30 at Texas 7 p.m.

FEBRUARY

- 2.1 at Texas 7 p.m.
- 2.3 at Rockford 7 p.m.
- 2.4 at Rockford 7 p.m.
- 2.10 at Chicago 7 p.m.
- 2.11 vs. Chicago 6 p.m.
- 2.15 at Manitoba 7 p.m.
- 2.17 at Manitoba 7 p.m.
- 2.19 vs. Rockford 3 p.m.
- 2.21 vs. Chicago 7 p.m.
- 2.24 vs. Rockford 7 p.m.
- 2.25 at Rockford 7 p.m.

MARCH

- 3.1 at Milwaukee 10:30 a.m.
- 3.3 at Grand Rapids 6 p.m.
- 3.4 at Grand Rapids 6 p.m.
- 3.8 at Milwaukee 7 p.m.
- 3.11 vs. Manitoba 6 p.m.
- 3.12 vs. Manitoba 3 p.m.
- 3.15 at Coachella Valley 9 p.m.
- 3.17 at Coachella Valley 9 p.m.
- 3.18 at San Diego 9 p.m.
- 3.21 at San Diego 9 p.m.
- 3.24 vs. Grand Rapids 7 p.m.
- 3.25 vs. Grand Rapids 12 p.m.

APRIL

- 4.1 vs. San Diego 6 p.m.
- 4.2 vs. San Diego 3 p.m.
- 4.7 vs. Chicago 7 p.m.
- 4.8 at Chicago 7 p.m.
- 4.12 vs. Milwaukee 7 p.m.
- 4.15 at Texas 7 p.m.
- 4.16 at Texas 5 p.m.

IOWA HEARTLANDERS



ECHL DEVELOPMENT AFFILIATE

Address: 802 Quarry Road • Coralville, IA 52241
Phone: (319) 569-4625
Website: iowaheartlanders.com **Twitter:** @GoHeartlanders
Home Rink: Xstream Arena
Team Colors: Sunrise Gold, Coral Pink, Grey and Black
2021-2022 Record: 29-33-9-1, 68 points
Affiliation: Announced affiliate with Minnesota Wild and Iowa Wild on June 17, 2021.

CLUB DIRECTORY

Owner	Deacon Sports & Entertainment
President & CEO	Brian McKenna
Head Coach	Gerry Fleming
Assistant Coach	Derek Damon
Head Athletic Trainer	Megan Monjeau
Head Equipment Manager	Parker Anderson
Director of Communications & Broadcaster	David Fine

IOWA HEARTLANDERS SCHEDULE [ALL TIMES CENTRAL]

OCTOBER

- 10.21 vs. Idaho 7:05 p.m.
- 10.22 vs. Idaho 7:05 p.m.
- 10.28 at Kalamazoo 6 p.m.
- 10.29 at Cincinnati 6:35 p.m.
- 10.30 at Wheeling 6:10 p.m.

NOVEMBER

- 11.4 at Indy 6 p.m.
- 11.6 vs. Fort Wayne 2:05 p.m.
- 11.11 at Kansas City 7:05 p.m.
- 11.12 at Wichita 7:05 p.m.
- 11.20 vs. Kalamazoo 2:05 p.m.
- 11.23 at Kalamazoo 6 p.m.
- 11.25 at Indy 6 p.m.
- 11.26 vs. Cincinnati 7:05 p.m.
- 11.27 vs. Cincinnati 2:05 p.m.
- 11.30 vs. Kansas City 7:05 p.m.

DECEMBER

- 12.2 at Trois-Rivières 6 p.m.
- 12.3 at Trois-Rivières 2 p.m.
- 12.7 at Newfoundland 4:30 p.m.
- 12.9 at Newfoundland 4:30 p.m.
- 12.10 at Newfoundland 4:30 p.m.
- 12.14 vs. Kalamazoo 10:35 a.m.
- 12.16 vs. Kalamazoo 7:05 p.m.
- 12.17 vs. Kalamazoo 7:05 p.m.
- 12.21 at Kansas City 7:05 p.m.
- 12.23 at Kansas City 7:05 p.m.
- 12.30 at Kansas City 7:05 p.m.
- 12.31 at Kansas City 7:05 P p.m. M

JANUARY

- 1.4 vs. Indy 7:05 p.m.
- 1.6 vs. Indy 7:05 p.m.
- 1.7 vs. Indy 7:05 p.m.
- 1.11 at Indy 6 p.m.
- 1.13 at Kansas City 7:05 p.m.
- 1.14 at Kansas City 7:05 p.m.
- 1.20 vs. Toledo 7:05 p.m.
- 1.21 vs. Toledo 7:05 p.m.
- 1.22 vs. Toledo 2:05 p.m.
- 1.27 vs. Fort Wayne 7:05 p.m.
- 1.28 vs. Fort Wayne 7:05 p.m.
- 1.29 vs. Fort Wayne 2:05 p.m.

FEBRUARY

- 2.3 at Wheeling 6:10 p.m.
- 2.4 at Wheeling 6:10 p.m.
- 2.5 at Fort Wayne 4 p.m.
- 2.8 vs. Indy 7:05 p.m.
- 2.10 at Indy 6 p.m.
- 2.11 at Toledo 6:15 p.m.
- 2.17 vs. Wheeling 7:05 p.m.
- 2.18 vs. Wheeling 7:05 p.m.
- 2.19 vs. Wheeling 2:05 p.m.
- 2.22 vs. Indy 7:05 p.m.
- 2.24 vs. Kalamazoo 7:05 p.m.
- 2.25 vs. Kalamazoo 7:05 p.m.

MARCH

- 3.1 vs. Kansas City 7:05 p.m.
- 3.3 at Cincinnati 6:35 p.m.
- 3.4 at Toledo 6:15 p.m.
- 3.5 at Fort Wayne 4 p.m.
- 3.8 vs. Cincinnati 7:05 p.m.
- 3.10 vs. Indy 7:05 p.m.
- 3.11 vs. Kalamazoo 7:05 p.m.
- 3.17 at Cincinnati 6:35 p.m.
- 3.18 at Cincinnati 6:35 p.m.
- 3.19 at Kalamazoo 2 p.m.
- 3.22 vs. Wichita 7:05 p.m.
- 3.24 vs. Wichita 7:05 p.m.
- 3.25 vs. Wichita 7:05 p.m.
- 3.31 at Toledo 6:15 p.m.

APRIL

- 4.1 at Kalamazoo 6 p.m.
- 4.2 at Fort Wayne 4 p.m.
- 4.7 at Wheeling 6:10 p.m.
- 4.8 at Indy 6 p.m.
- 4.12 vs. Wheeling 7:05 p.m.
- 4.14 vs. Wheeling 7:05 p.m.
- 4.15 vs. Wheeling 7:05 p.m.



Helping you achieve your goals

Making goals is important to the Minnesota Wild, and RBC Wealth Management financial advisors share this mission in our purpose to help you and your family achieve your goals through strategic wealth planning.

We are proud to support the Minnesota Wild and its mission on and off the ice.

Strengthening your financial securitySM

To learn more, visit us at www.rbcwm.com or scan the QR code below.



Wealth
Management

Bruce Kluckhohn /Minnesota Wild.

© 2022 RBC Wealth Management, a division of RBC Capital Markets, LLC, registered investment adviser and Member NYSE/FINA/SIPC. 22-82-02539 (10/22)



2021-2022

TEAM HISTORY -AND- RECORDS



2021-22 SEASON NOTES

TOTAL TEAM EFFORT

- The Wild finished the 2021-22 season with a 53-22-7 record, ranking second in the Central Division and fifth in the NHL in wins and points.
- Minnesota set franchise records with 53 wins and 111 points this season, surpassing 2016-17's 49 wins and 106 points.
- Minnesota went 10-1-2 in its last 13 games and 21-3-4 in its last 28 games, leading the NHL in points (46) and wins since March 8.
- The Wild recorded a season-high 10-game point streak three times to become the eighth team in NHL history, first since 2000-01, to record three-plus 10-game point streaks (NHL Stats).
- The Wild recorded its ninth multi-goal comeback win April 22 vs. SEA, its most in a season and most in the NHL. Per NHL Stats, Minnesota is the 11th team since 2005-06 to record nine-plus multi-goal comeback wins in a season.
- Minnesota reached 100-plus points in a season for the fifth time in franchise history and for the fourth time in the last eight seasons (2014-15, 2016-17, 2017-18, 2021-22).
- The Wild set a franchise record 49 shots April 5 at NSH, surpassing its previous 48 shots done three times.
- Minnesota was the first NHL team to record three winning streaks of six-or-more games (8g, Nov. 24-Dec. 9; 6g, Jan. 21-Feb. 2; 7g, March 16-29). It's also the first time in franchise history the Wild has recorded three winning streaks of six-or-more games in a season.

GOALS, GOALS, GOALS

- The Wild ranked fifth in the NHL in goals/game (3.72), netting three-plus goals in 66-of-82 games.
- Minnesota scored a franchise record 305 goals this season (not including shootout goals).
- The Wild tallied a franchise best 93 first period goals, 100 second period goals and 101 third period goals.
- Minnesota had a franchise best three 30-plus goal scorers.
- The Wild owned a franchise record six 20-plus goal scorers, surpassing its previous record of five in 2006-07.
- Minnesota netted seven-plus goals in six of its games, the most seven-plus goal games in a season in franchise history.
- The Wild led the League with a franchise-best 19 6-v-5 goals.
- Minnesota tied its franchise record with eight goals Jan. 24 vs. Montreal (sixth time).

HOME SWEET HOME

- The Wild went 14-1-1 in its last 16 home games to lead the NHL in home wins and points (29) since March 16.
- Minnesota went 31-7-2 at Xcel Energy Center this season, ranking T-3rd in the NHL in wins and points at home.
- The Wild set franchise record with 31 home wins and 64 home points.
- The Wild has scored four-plus goals in 23 of its 31 wins, outscoring opponents, 147-71, including two Wild shootout goals.
- Minnesota recorded a season-high, seven-game home win streak, March 16-29.
- The Wild collected a 13-game home point streak (12-0-1), March 16-April 22, to match the franchise record, Dec. 27, 2017-Feb. 13, 2018 (10-0-3).
- Minnesota went 27-6-2 in its last 35 home games, including a 6-4 loss at Target Field vs. STL on Jan. 1 for the 2022 Discover NHL Winter Classic.
- The Wild tallied a franchise record 168 home goals, surpassing 2016-17's 137 home goals.
- Minnesota played 12 home games in the month of March, its most home games in a single month in franchise history, including a franchise-best nine-game homestand (7-1-1), March 13-31.
- Per NHL Stats, the Wild became the fifth team in NHL history to earn seven wins in a homestand of at least nine games: COL (7-1-1, 2020-21); TBL (7-3-2, 2010-11), EDM (7-1-1 in 1981-82); LAK (7-0-2, 1973-74).
- Minnesota was one of two NHL teams to record three six-plus home game win streaks this season (FLA).

WE'RE HEADED TO OVERTIME

- Minnesota played in 10 overtime games in its last 21 contests, going 7-3 in those OT matches.
- The Wild ranked second in the NHL with a franchise record 11 overtime wins and ranked T-2nd with five shootout wins.
- Minnesota went 16-7 in 23 extra session games – its most extra session contests since 23 in 2013-14. The 16 extra session wins are the second-most in team history (17 in 2006-07).
- The Wild won three straight overtime contests from March 24-27.

KIRILL THE THRILL

- **Kirill Kaprizov** ended the season on a seven-game point streak (4-11=15).
- He ranked fifth in the NHL with 108 points (47-61=108) – the first Wild player to finish a season in the top 10 of NHL season scoring.
- He set franchise records for most goals, assists, points, even-strength points (77) and multi-point games (32) in a season.
- The forward matched his career-best four points (1-3=4) for the third time April 22 vs. SEA. Three of his four points came on the power play (1-2=3) to tie his career high for most PPP in a game for the second time (4/7/21).
- His six-game goal streak, March 24-April 2, set a career high and tied the franchise best goal streak set by Nino Niederreiter, 11/14-11/24/17 & Brian Rolston, 1/21-2/5/08.
- He set a franchise record for most goals in a month, netting 14 goals in March.
- The winger set career highs in games played, goals, assists, points, PIM, PPG, PPA, PPP, shots, blocked shots and hits this season.
- He set a career-high, three-game power-play goal streak, March 26-29.
- The Russian native led the Wild in scoring, goals (T-5th in NHL), EVP (T-3rd in NHL), assists, PPP (31), shots and multi-point games.
- He recorded a career-high, eight-game point streak twice this season: Jan. 14-Feb. 2 (5-8=13); Feb. 26-March 11 (7-4=11).
- The forward skated in his 100th career game Feb. 18 vs. FLA to become the 88th skater, third Russian native, in team history to reach the milestone.
- He collected 112 career points in his first 100 games. Per NHL Stats, the last time a player scored more than 110 points in their first 100 NHL games was Evgeni Malkin (114) in 2006-07.
- He netted his 20th goal of the season on Feb. 12 to become the first Wild player to begin his NHL career with consecutive 20-goal seasons (NHL Stats).
- He reached 100 career points in his 92nd career game on Jan. 24 to become the fastest Wild player in team history to reach the milestone. Per NHL Stats, he became the fifth-active player to reach 100 career points in 92 game or fewer: Alex Ovechkin (77 GP), Sidney Crosby (80 GP), Evgeni Malkin (89 GP), Connor McDavid (92 GP).
- He registered a career-high, seven-game assist streak (5-9=14) Nov. 26-Dec. 9 – tied for the longest by a Wild player this season.
- He recorded a career-best four points twice this season (11/18 & 11/26) while tying his career highs in assists (3) and plus/minus rating (+4) in each of those contests.
- He ranks T-4th in franchise history in OT goals – four of his eight career GWG goals have come in overtime.

ZUCCY

- **Mats Zuccarello** recorded the second most assists in franchise history (55) and his point total was tied for fourth-most in team history.
- The Norwegian native set career highs in assists, points, PPA, PPP and plus/minus rating.
- His first assist on April 16 at STL marked his 500th career point to become the 62nd active NHL skater to reach the milestone since entering the League in 2010.
- He tied his career best with three assists March 27 vs. COL for the 12th time.
- He tallied 37 points (10-27=37), including 11 multi-point games (four games in a row, 2/14-2/20) and 14 PPP (4-10=14) in his last 34 games played.

2021-22 SEASON NOTES



- He recorded 19 points (5-14=19) in a career-high 10-game point streak, Dec. 20-Jan. 28. Zuccarello and Fiala were the third pair of NHL teammates to record point streaks of 10-plus games this season (COL & PIT).
- The winger set a franchise record with six consecutive multiple point game from Jan 14-28. Per NHL Stats, he joined Connor McDavid as the only players to record multiple points in six straight games.
- He ranked second on the Wild in assists, PPP (28) and multi-point games (24), third in scoring and fourth in goals.
- He tied his career-high six-game assist streak for the third time from Jan. 14-28.
- The winger tied his career-high three-game power-play point streak twice: Dec. 4-9 (1-2=3) & Jan. 22-28 (1-3=4).

A WHOLE LOT OF HART

- **Ryan Hartman** ranked T-5th in NHL with 33 even strength goals (tied Kaprizov for franchise record).
- Hartman led team forwards in blocked shots (48).
- The forward collected three points (2-1=3) April 16 at STL for his sixth career three-point plus game, third this season.
- He set career highs in goals, assists, points, plus/minus rating, GWG, PPA, PPP, PIM, FO, FOW and shots on goal.
- He tallied his 100th career assist April 10 vs. LA.
- The 27-year-old has tied his career-high three-game goal streak twice: Nov. 24-28 and March 16-21.
- The Hilton Head Island native skated in his 400th career NHL game Jan. 17 at COL.
- He ranked T-1st on the Wild in GWG, second in goals, third in plus/minus rating and shots and fourth in scoring.
- The winger skated a career-high 27:22 vs. BOS (1/8) – the sixth-highest TOI by a Wild forward in team history.
- He registered four assists in a career-high four-game assist streak (12/12-1/1).
- The forward collected eight points (4-4=8) in a career-high five-game point streak (11/24-12/2).

OH MY JEE

- **Joel Eriksson Ek** tallied a career-best, three-game goal streak including three straight multi point games (5-3=8, 4/21-4/26).
- He posted back-to-back three-point games and back-to-back multi-goal games, April 21-22, for the first time in his career.
- He netted a PPG in back-to-back games for the second time in his career, April 22-24 & Dec. 7-9.
- He set career highs in games played, points, goals, assists, PPG, PPA, PPP, PIM, FO, FOW, TOI/game and shots.
- He ranked second on the Wild in PPG, T-3rd in PPP and fourth in goals. He also led Wild forwards in SHTOI.
- The forward recorded a season-high, four-game point streak three times: Nov. 16-21 (3-2=5); Feb. 14-20 (3-2=5); March 24-29 (1-4=5).
- He scored his second career overtime goal (both this season) March 24 vs. VAN.
- He skated in his 300th career game Jan. 28 at NYR.
- The forward recorded his 100th career NHL point with an assist, Oct. 26 at VAN.
- The Swedish native recorded his first career hat trick Oct. 19 vs. WPG.
- He tallied a PPG in the first period, the game-tying goal with 59 seconds remaining in regulation and the GWG on the power play in overtime to become the first player in team history to score a game-tying goal in final minute of regulation and the OT winner in same game (NHL Stats).
- He tied his career-high with seven shots twice: 10/19 vs. WPG, 1/22 vs. CHI.

HERE TO STAY

- **Matt Boldy** tallied 15 points (3-12=15) in his last 14 games.
- His 10-game point streak set a franchise record for longest point streak by a Wild rookie (3-9=12, 4/10-4/26). The point streak was the longest by an NHL rookie this season.

- He ranked second in scoring and T-3rd in goals among NHL rookies since making his debut on Jan. 6.
- His 39 points ranked second in franchise history for most points by a rookie in a season.
- The forward tallied a career high eight shots April 24 at NSH to match the franchise record for most shots in a game by a rookie for the fourth time.
- Boldy recorded a career-high four points (3-1=4) and six shots, including his first career hat trick and three power-play points (2-1=3) Feb. 14 vs. DET. He is the sole NHL rookie to record three PPP in a game.
- The 21-year-old became the first rookie in Wild history to record four points in a game and tied Kaprizov (4/7/21) for most PPP in a game by a Wild rookie.
- He became the fourth rookie in team history to record a hat trick: Justin Fontaine (1/9/14), Kaprizov (3/12/21), and Rem Pitlick (11/13/21).
- He recorded a career-best three-game power-play point streak (1-2=3) from 1/24-1/30. Per NHL Stats, his three-game PPP streak tied Kurtis Foster (1/18-1/22/06) for longest PPP streak by a Wild rookie.
- The winger tallied 10 points (4-6=10) in his first 10 career games, Jan. 6-Feb. 2. Per NHL Stats, he is the first player in franchise history to record 10 points in his first 10 games among players that made their NHL debut with Minnesota.
- Per NHL Stats, only five players have posted more points through their first 10 NHL games since 2012-13: Pettersson (16 w/VAN in '18-19), Conacher (12 w/TBL in '12-13), Butcher (11 w/NJD in '17-18), Lee (11 w/NYI from '12-13 to 13-14) and Chaiasson (11 w/DAL from '12-13 to '13-14).
- The Massachusetts native made his NHL debut Jan. 6 at BOS and scored his first career goal (GWG). He became the fourth player in Wild history to record a GWG in debut and 10th player to score a goal.

O' CAPTAIN

- **Jared Spurgeon** tallied 20 points (5-15=20) in his last 28 games played.
- He recorded his fourth career OT goal in a 5-4 win at NSH (4/24). He ranks T-2nd in franchise history in overtime goals.
- He set a career-high with a seven-game assist/point streak (1-7=8) from March 29-April 10.
- The streak tied the franchise record for longest assist streak and point streak by a Wild defenseman.
- The blueliner set career highs in assists, PPA (14) and PPP (14).
- He sits in third place for most assists in Wild history.
- Spurgeon led Wild defensemen in scoring, goals and assists.
- He became the all-time leader in games played by a Wild defenseman March 3 at PHI, skating in his 744th career game to surpass Nick Schultz's 743 games (2001-12).
- He ranks second for most games played (772) in Wild history (Koivu, 1,028).

NHL AND WILD DEBUTS

- The following players made their NHL debut with the Wild this season:
 - Brandon Duhaime**, 10/15/2021 at ANA
 - Connor Dewar** and **Jon Lizotte**, 10/28/2021 at SEA
 - Adam Beckman**, 10/30/2021 at COL
 - Mason Shaw**, 12/9/2021 at SJ
 - Matt Boldy** and **Marco Rossi**, 1/6/2022 at BOS
 - Mitchell Chaffee**, 4/19/2022 at MTL
- The following players made their debuts with Minnesota this season: **Jordie Benn** (10/28), **Nicolas Deslauriers** (3/21), **Marc-Andre Fleury** (3/26), **Frederick Gaudreau** (10/15), **Alex Goligoski** (10/15), **Tyson Jost** (3/16), **Dmitry Kulikov** (10/15), **Jake Middleton** (3/24) and **Jon Merrill** (10/15).



2021-22 GAME-BY-GAME

2021-22 STAT BREAKDOWN



GAME	DATE	OPPONENT	RESULT	W	L	OT	RECORD	PTS	DIVISION/ CONF. RANK	WILD GOALS (BY #)	WILD GOALTENDERS	ATT.
1	10/15	@ ANA	2-1	W			1-0-0	2	t-1st/t-2nd	22p,17	Talbot	11,938
2	10/16	@ LA	3-2	W			2-0-0	4	1st/t-1st	89,49,38	Talbot	12,590
3	10/19	WPG	6-5	W		OT	3-0-0	6	1st/t-1st	36,14p,36,17p,14,14p,	Talbot	*18,156
4	10/23	ANA	4-3	W		OT	4-0-0	8	t-1st/t-2nd	21,46,4,38	Talbot	*18,055
5	10/24	NSH	2-5		L		4-1-0	8	t-1st/t-2nd	27,7	Kahkonen	16,014
6	10/26	@ VAN	3-2	W			5-1-0	10	t-1st/t-1st	36,25,24	Talbot	*18,870
7	10/28	@ SEA	1-4		L		5-2-0	10	t-1st/t-2nd	38	Talbot	*17,151
8	10/30	@ COL	1-4		L		5-3-0	10	t-2nd/t-4th	38	Talbot	17,708
9	11/2	OTT	5-4	W		OT	6-3-0	12	t-1st/t-3rd	17,59,7,17p,97	Talbot	15,276
10	11/6	@ PIT	5-4	W		SO	7-3-0	14	t-2nd/t-4th	97,14,46,38	Talbot	17,181
11	11/7	NYI	5-2	W			8-3-0	16	1st/3rd	27,38,21,25,24	Kahkonen	15,547
12	11/10	@ ARI	5-2	W			9-3-0	18	1st/t-1st	14p,17,22,29,97p	Kahkonen	13,488
13	11/11	@ VGK	2-3		L		9-4-0	18	t-1st/t-3rd	46,38	Talbot	*18,267
14	11/13	@ SEA	4-2	W			10-4-0	20	1st/t-1st	16,16,16,7	Talbot	*17,151
15	11/16	SJ	1-4		L		10-5-0	20	2nd/5th	14	Talbot	15,367
16	11/18	DAL	7-2	W			11-5-0	22	t-1st/t-4th	16,97,38,47,89,35,49	Talbot	17,088
17	11/20	@ FLA	4-5		L		11-6-0	22	t-1st/t-4th	14p,97,17,36	Talbot	13,854
18	11/21	@ TB	4-5		L	SO	11-6-1	23	t-1st/t-3rd	17p,21,22,14	Kahkonen	*19,092
19	11/24	@ NJ	3-2	W		SO	12-6-1	25	1st/3rd	38,7s	Talbot	14,763
20	11/26	WPG	7-1	W			13-6-1	27	1st/3rd	47,36,38,36,4,24,97	Talbot	*19,113
21	11/28	TB	4-2	W			14-6-1	29	1st/t-2nd	27,49,38,17	Talbot	17,785
22	11/30	ARI	5-2	W			15-6-1	31	1st/t-1st	14,97,18,25,17	Kahkonen	16,239
23	12/2	NJ	5-2	W			16-6-1	33	1st/t-1st	97,16,97,29,38	Kahkonen	16,112
24	12/4	TOR	4-3	W		SO	17-6-1	35	1st/t-1st	18,36p,17	Talbot	*18,568
25	12/7	@ EDM	4-1	W			18-6-1	37	1st/1st	14p,17,49,29	Talbot	14,715
26	12/9	@ SJ	5-2	W			19-6-1	39	1st/1st	22,14p,18p,18,97	Talbot	10,782
27	12/11	@ LA	1-2		L		19-7-1	39	1st/1st	17p	Kahkonen	15,897
28	12/12	@ VGK	4-6		L		19-8-1	39	1st/1st	47,36p,27,17	Talbot	*18,001
29	12/16	BUF	2-3		L	SO	19-8-2	40	1st/1st	4,97	Talbot	*18,022
30	12/20	@ DAL	4-7		L		19-9-2	40	1st/t-1st	38,22,97,22p	Talbot	18,237
31	1/1	STL	4-6		L		19-10-2	40	3rd/5th	97,16,38,22	TALBOT/Kahkonen	*38,619
32	1/6	@ BOS	3-2	W			20-10-2	42	t-3rd/t-5th	97p,7p,12	Kahkonen	17,850
33	1/8	WSH	3-2	W		SO	21-10-2	44	t-3rd/t-4th	17,36	Kahkonen	*19,078
34	1/14	ANA	7-3	W			22-10-2	46	4th/5th	22,38,36,12,36,49,24	Kahkonen	*18,300
35	1/17	@ COL	3-4		L	SO	22-10-3	47	4th/5th	22,97,97	Kahkonen	17,565
36	1/21	@ CHI	5-1	W			23-10-3	49	4th/5th	17,38,38,59,21	Kahkonen	17,921
37	1/22	CHI	4-3	W		OT	24-10-3	51	4th/4th	14p,97,22,17	Kahkonen	*19,092
38	1/24	MTL	8-2	W			25-10-3	53	4th/4th	46,17,52,7,36,12p,8,22	TALBOT/Kahkonen	*18,104
39	1/28	@ NYR	3-2	W			26-10-3	55	4th/4th	22,36p,89	Talbot	*18,006
40	1/30	@ NYI	4-3	W			27-10-3	57	t-3rd/t-3rd	21,14p,12,97	Kahkonen	15,518
41	2/2	@ CHI	5-0	W			28-10-3	59	3rd/3rd	89p,36,97,22,7	Talbot	16,375
42	2/8	@ WPG	0-2		L		28-11-3	59	3rd/t-3rd	7,012	Kahkonen	7,012
43	2/12	CAR	3-2	W			29-11-3	61	2nd/2nd	22,97,89	Talbot	*18,802
44	2/14	DET	7-4	W			30-11-3	63	2nd/2nd	12,12p,97,12p,14p,97,38	Kahkonen	*18,098
45	2/16	@ WPG	3-6		L		30-12-3	63	2nd/2nd	14,36,29	Talbot	12,527
46	2/18	FLA	2-6		L		30-13-3	63	2nd/2nd	97p,36p	Talbot	*18,300
47	2/20	@ EDM	7-3	W			31-13-3	65	2nd/2nd	21,14p,22,22,52,12,36	Kahkonen	9,150
48	2/22	@ OTT	3-4		L		31-14-3	65	3rd/4th	22,46,4	Talbot	7,602
49	2/24	@ TOR	1-3		L		31-15-3	65	3rd/4th	89	Kahkonen	9,410
50	2/26	@ CGY	3-7		L		31-16-3	65	3rd/t-4th	89,27,97	Kahkonen	9,639
51	3/1	CGY	1-5		L		31-17-3	65	3rd/t-4th	17	Talbot	16,998
52	3/3	@ PHI	5-4	W			32-17-3	67	3rd/4th	38,89,38,12,25	Talbot	13,876
53	3/4	@ BUF	4-5		L		32-18-3	67	3rd/t-4th	38,22,97p,97	Kahkonen	8,462
54	3/6	DAL	3-6		L		32-19-3	67	t-3rd/t-6th	7,97,97	KAHKONEN/Talbot	*18,791
55	3/8	NYR	5-2	W			33-19-3	69	3rd/5th	38,14,22p,17,22	Talbot	*18,356
56	3/10	@ DET	6-5	W		SO	34-19-3	71	3rd/t-4th	12,14,36p,12,97	Talbot	17,461
57	3/11	@ CBJ	2-3		L	SO	34-19-4	72	3rd/t-4th	97p,36	Kahkonen	16,399
58	3/13	NSH	2-6		L		34-20-4	72	t-3rd/t-5th	12,18	Kahkonen	*19,009
59	3/16	BOS	4-2	W			35-20-4	74	t-3rd/t-4th	97p,97,18,38	Talbot	*17,956
60	3/19	CHI	3-1	W			36-20-4	76	t-3rd/t-4th	89,38,18	Talbot	*19,226
61	3/21	VGK	3-0	W			37-20-4	78	t-2nd/t-3rd	44,24,38	Talbot	17,498
62	3/24	VAN	3-2	W		OT	38-20-4	80	2nd/3rd	97,22,14	Talbot	17,333
63	3/26	CBJ	3-2	W		OT	39-20-4	82	2nd/3rd	97p,97,46	Fleury	*19,089
64	3/27	COL	3-2	W		OT	40-20-4	84	2nd/3rd	97p,38,22p	Talbot	*19,140
65	3/29	PHI	4-1	W			41-20-4	86	2nd/3rd	24,97p,18,22	Fleury	17,874
66	3/31	PIT	3-4		L	OT	41-20-5	87	2nd/3rd	24p,89,97	Talbot	*18,978
67	4/2	@ CAR	3-1	W			42-20-5	89	2nd/t-2nd	36p,7,97	Fleury	16,375
68	4/3	@ WSH	5-1	W			43-20-5	91	2nd/2nd	14,10,14,17,44	Talbot	*18,573
69	4/5	@ NSH	2-6		L		43-21-5	91	2nd/t-2nd	36,97p	Fleury	*17,244
70	4/8	@ STL	3-4		L	OT	43-21-6	92	2nd/t-3rd	22,97,5	Talbot	*18,096
71	4/10	LA	6-3	W			44-21-6	94	t-2nd/t-3rd	97p,12,46,36,17,27	Fleury	*19,104
72	4/12	EDM	5-1	W			45-21-6	96	t-2nd/t-3rd	89,22,22,38,38	Talbot	*19,035
73	4/14	@ DAL	3-2	W		OT	46-21-6	98	t-2nd/t-3rd	22,22,89	Fleury	18,110
74	4/16	@ STL	5-6		L	OT	46-21-7	99	3rd/t-3rd	38,38,89,17p,97	Talbot	*18,096
75	4/17	SJ	5-4	W		OT	47-21-7	101	3rd/t-3rd	7,46,12,22,46	Fleury	*19,029
76	4/19	@ MTL	2-0	W			48-21-7	103	t-2nd/t-3rd	22p,12	Talbot	20,725
77	4/21	VAN	6-3	W			49-21-7	105	t-2nd/t-3rd	22,46,36,22,97,38	Talbot	17,894
78	4/22	SEA	6-3	W			50-21-7	107	2nd/2nd	14p,14,97p,38,36p,44	Fleury	*19,047
79	4/24	@ NSH	5-4	W		OT	51-21-7	109	t-2nd/t-2nd	27p,14,14p,22,7	Fleury	*17,160
80	4/26	ARI	3-5		L		51-22-7	109	t-2nd/t-3rd	38,14,17	Fleury	*18,383
81	4/28	CGY	3-2	W		OT	52-22-7	111	2nd/t-2nd	25p,89,97p	Talbot	*18,490
82	4/29	COL	4-1	W			53-22-7	113	2nd/2nd	18,10,97,18	Fleury	*19,261

Overall Record	53-22-7
Home Record	31-8-2
Road Record	22-14-5

Scoring First	36-8-1
Opponent Scoring First	17-14-6

Leading After First Period	31-2-1
Trailing After First Period	7-12-3
Tied After First Period	15-8-3

Leading After Second Period	35-0-3
Trailing After Second Period	7-19-4
Tied After Second Period	11-3-0

Outshooting Opponent	29-12-5
Outshot By Opponent	23-10-2
Even Shots	1-0-0
Overtime Record - 2021-22	11-3
Overtime Record - Franchise	85-55-87

Shootout Record - 2021-22	5-4
Shootout Record - Franchise	76-74

SEASON CATEGORY LEADERS

GAMES PLAYED	Two Players	82	TIME ON ICE	Jonas Brodin	1,711:02
POINTS	Kirill Kaprizov	108	TOI/GAME	Jonas Brodin	23:26
GOALS	Kirill Kaprizov	47	FACEOFF WIN %	Nick Bjugstad	55.3
ASSISTS	Kirill Kaprizov	61	GAMES (GOALIE)	Cam Talbot	49
POWER-PLAY GOALS	Kirill Kaprizov	14	MINUTES (GOALIE)	Cam Talbot	2,865
SHORT-HANDED GOALS	Two Players	1	WINS	Cam Talbot	32
GAME-WINNING GOALS	Two Players	7	LOSSES	Cam Talbot	12
EVEN-STRENGTH GOALS	Two Players	33	WINNING PERCENTAGE	Cam Talbot	.708
SHOOTOUT GOALS	Kevin Fiala	4	OVERTIME LOSSES	Cam Talbot	4
3+ GOAL GAMES	Three Players	1	GOALS-AGAINST AVG.	Cam Talbot	2.76
SHOTS ON GOAL	Kirill Kaprizov	289	SAVE PERCENTAGE	Cam Talbot	0.911
PENALTY MINUTES	Brandon Duhaime	122	SHUTOUTS	Two Players	3
PLUS/MINUS	Alex Goligoski	+41	GOALS ALLOWED	Cam Talbot	132



2021-22 STAT BREAKDOWN

GOALS BY PERIOD		
PERIOD	WILD	OPP.
1	93	76
2	100	80
3	101	90
OT	11	3
Total	305	249
Avg.	3.7	3.0

SHOTS BY PERIOD		
PERIOD	WILD	OPP.
1	837	863
2	894	867
3	883	805
OT	52	42
Total	2666	2577
Avg.	32.5	31.4

GOAL PRODUCTION		
GOALS	WILD	OPP.
0	0-1-0	3-0-0
1	0-6-0	10-0-0
2	2-5-2	23-2-0
3	15-5-3	9-2-2
4	10-5-1	6-4-3
5	15-0-1	2-5-1
6	5-0-0	0-7-1
7	5-0-0	0-2-0
8	1-0-0	-

PENALTIES		
	PIM	PIM/G
Home	182	11:07
Away	177	10:23
TOTAL	359	10:45

MARGIN OF VICTORY			
GOALS	TOTAL	HOME	AWAY
1G	24-5-7	12-0-2	12-5-5
2G	6-5	3-2	3-3
3G+	23-12	16-6	7-6

POWER PLAY				
	G	ATT	PCT	NHL RANK
Home	26	141	18.4	T-25th
Away	27	117	23.1	8th
OVERALL	53	258	20.4	18th

5 SHORT-HANDED GOALS ALLOWED (T-8th in NHL)

PENALTY KILL				
	GA	ATT	PCT	NHL RANK
Home	30	129	76.7	26th
Away	33	135	75.6	27th
OVERALL	63	264	76.1	25th

2 SHORT-HANDED GOAL SCORED (T-30th in NHL)

GOAL SITUATION		
	WILD	OPP.
6-on-5	19	20
6-on-4	2	0
6-on-3	0	0
5-on-5	208	151
5-on-4	44	5
5-on-3	3	0
4-on-4	2	3
4-on-3	4	0
3-on-3	7	3
3-on-4	0	1
3-on-5	0	1
3-on-6	0	0
4-on-5	2	60
4-on-6	0	0
5-on-6	14	5
Empty Net	14	21
Pen. Shot	0	0
TOTAL	305	249

2021-22 STAT BREAKDOWN



2021-22 10-GAME COMPARISONS					
GAME	RECORD	GF-GA	POWER PLAY	PENALTY KILL	SF-SA
1-10	7-3-0	32-34	6-32 (18.8%)	30-40 (75.0%)	362-303
11-20	6-3-1	42-28	4-31 (12.9%)	26-30 (86.7%)	306-305
21-30	6-3-1	38-30	7-34 (20.6%)	30-36 (83.3%)	318-350
31-40	8-1-1	44-28	7-31 (22.6%)	23-30 (76.7%)	335-344
41-50	4-6-0	34-37	7-27 (25.9%)	24-33 (72.7%)	296-326
51-60	5-4-1	35-39	5-27 (18.5%)	16-27 (59.3%)	341-281
61-70	7-1-2	32-23	7-30 (23.3%)	20-28 (71.4%)	332-320
71-82	10-1-1	53-34	10-46 (21.7%)	32-40 (80.0%)	376-348

2021-22 MONTHLY COMPARISONS					
MONTH	RECORD	GF-GA	POWER PLAY	PENALTY KILL	SF-SA
October	5-3-0	22-26	5-26 (19.2%)	25-34 (73.5%)	279-236
November	10-3-1	61-40	5-44 (11.4%)	36-41 (87.8%)	463-433
December	4-3-1	29-26	7-27 (25.9%)	25-31 (80.6%)	244-289
January	8-1-1	44-28	7-31 (22.6%)	23-30 (76.7%)	335-344
February	4-6-0	34-37	7-27 (25.9%)	24-33 (72.7%)	296-326
March	10-4-2	54-50	10-44 (22.7%)	31-46 (67.4%)	548-476
April	12-2-2	66-46	12-59 (20.3%)	37-49 (75.5%)	501-473

POWER-PLAY SCORING				
PLAYER	G	A	PTS	PP TOI/GM
Kirill Kaprizov	14	17	31	3:18
Mats Zuccarello	7	21	28	3:06
Joel Eriksson Ek	12	5	17	2:59
Kevin Fiala	5	12	17	2:42
Jared Spurgeon	0	14	14	3:02
Matt Boldy	3	7	10	2:21
Ryan Hartman	1	7	8	2:21
Jonas Brodin	1	6	7	1:37
Marcus Foligno	5	2	7	1:43
Matt Dumba	1	4	5	1:45
Alex Goligoski	0	4	4	1:11
Frederick Gaudreau	1	2	3	1:43
Jordan Greenway	1	1	2	0:43
Nick Bjugstad	1	0	1	0:08
Connor Dewar	0	1	1	0:03

SHORT-HANDED SCORING				
PLAYER	G	A	PTS	SH TOI/GM
Frederick Gaudreau	0	2	2	1:36
Jonas Brodin	0	1	1	2:32
Kevin Fiala	1	0	1	0:55

MULTI-POINT GAMES						
PLAYER	2PT	3PT	4PT	5PT	TOTAL	TEAM RECORD
Kirill Kaprizov	23	6	3		32	22-8-2
Mats Zuccarello	18	5	1		24	16-5-3
Kevin Fiala	18	3	1	1	23	19-3-1
Joel Eriksson Ek	9	4			13	11-2-0
Ryan Hartman	10	3			13	10-2-1
Frederick Gaudreau	8	2			10	10-0-0
Jared Spurgeon	10				10	8-2-0
Matt Boldy	8		1		9	8-0-1
Alex Goligoski	5	1			6	5-0-1
Jordan Greenway	4	2			6	6-0-0
Marcus Foligno	4	1			5	4-1-0
Jonas Brodin	3				3	3-0-0
Matt Dumba	2				2	2-0-0
Jon Merrill	2				2	2-0-0
Calen Addison	1				1	1-0-0
Nick Bjugstad	1				1	1-0-0
Connor Dewar	1				1	1-0-0
Brandon Duhaime	1				1	1-0-0
Jake Middleton	1				1	1-0-0



2021-22 FINAL STATS

2021-22 HOME/ROAD SPLITS



#	POS	PLAYER	GP	TOI/G	G	A	PTS	+/-	PIM	PP	SH	GW	SOG	SH%
97	LW	KIRILL KAPRIZOV	81	19:06	47	61	108	27	34	14	0	5	289	16.26
22	LW	KEVIN FIALA	82	17:39	33	52	85	23	52	5	1	7	262	12.6
36	RW	MATS ZUCCARELLO	70	18:36	24	55	79	21	24	7	0	2	159	15.09
38	C	RYAN HARTMAN	82	18:11	34	31	65	31	95	1	0	7	239	14.23
14	C	JOEL ERIKSSON EK	77	18:35	26	23	49	16	28	12	0	3	223	11.66
89	C	FREDERICK GAUDREAU	76	16:19	14	30	44	12	8	1	0	4	132	10.61
17	LW	MARCUS FOLIGNO	74	16:25	23	19	42	25	112	5	0	3	98	23.47
46	D	JARED SPURGEON	65	21:09	10	30	40	32	10	0	0	2	116	8.62
*12	LW	MATT BOLDY	47	15:22	15	24	39	17	10	3	0	2	113	13.27
25	D	JONAS BRODIN	73	23:26	5	25	30	9	18	1	0	1	126	3.97
47	D	ALEX GOLIGOSKI	72	18:57	2	28	30	41	34	0	0	0	80	2.5
24	D	MATT DUMBA	57	23:06	7	20	27	9	47	1	0	1	116	6.03
18	LW	JORDAN GREENWAY	62	14:34	10	17	27	26	69	1	0	3	110	9.09
7	D	DMITRY KULIKOV	80	18:12	7	17	24	23	39	0	0	2	74	9.46
4	D	JON MERRILL	69	17:06	4	16	20	15	22	0	0	0	59	6.78
*21	RW	BRANDON DUHAIME	80	10:13	6	11	17	-2	122	0	0	1	91	6.59
27	C	NICK BJUGSTAD	57	10:16	7	6	13	-2	20	1	0	0	81	8.64
8	D	JORDIE BENN	39	14:59	1	7	8	1	10	0	0	0	37	2.7
*52	C	CONNOR DEWAR	35	9:54	2	4	6	-4	25	0	0	1	44	4.55
10	C	TYSON JOST	21	12:51	2	4	6	0	4	0	0	2	21	9.52
*5	D	JACOB MIDDLETON	21	17:55	1	4	5	7	13	0	0	0	22	4.55
*59	D	CALEN ADDISON	15	13:47	2	2	4	-4	2	0	0	0	17	11.76
44	LW	NICOLAS DESLAURIERS	20	10:32	3	0	3	-2	23	0	0	1	18	16.67
*53	LW	ADAM BECKMAN	3	10:25	0	1	1	-1	2	0	0	0	4	0
56	C	JOSEPH CRAMAROSSA	1	6:55	0	1	1	0	2	0	0	0	1	0
*63	RW	MITCHELL CHAFFEE	2	7:27	0	0	0	1	0	0	0	0	1	0
*39	D	JON LIZOTTE	1	14:43	0	0	0	0	2	0	0	0	1	0
57	D	DAKOTA MERMIS	2	13:54	0	0	0	2	0	0	0	0	1	0
37	RW	KYLE RAU	5	8:49	0	0	0	-3	0	0	0	0	3	0
*23	C	MARCO ROSSI	2	15:35	0	0	0	-1	4	0	0	0	5	0
*58	C	MASON SHAW	3	8:59	0	0	0	-2	5	0	0	0	7	0

#	GOALTENDER	GP	W	L	OT	SA	GA	GAA	SV	SV%	SO	PIM	MIN
29	MARC-ANDRE FLEURY	11	9	2	0	334	30	2.74	304	.910	0	0	658
33	CAM TALBOT	49	32	12	4	1488	132	2.76	1356	.911	3	2	2865

*Rookie

#	PLAYER	HOME						ROAD					
		GP	G	A	PTS	+/-	PIM	GP	G	A	PTS	+/-	PIM
22	KEVIN FIALA	41	15	28	43	16	34	41	18	24	42	7	18
38	RYAN HARTMAN	41	19	16	35	23	54	41	15	15	30	8	41
*21	BRANDON DUHAIME	40	2	7	9	5	83	40	4	4	8	-7	39
97	KIRILL KAPRIZOV	40	28	36	64	19	22	41	19	25	44	8	12
7	DMITRY KULIKOV	40	2	8	10	17	16	40	5	9	14	6	23
14	JOEL ERIKSSON EK	38	12	13	25	15	20	39	14	10	24	1	8
89	FREDERICK GAUDREAU	38	6	18	24	10	2	38	8	12	20	2	6
17	MARCUS FOLIGNO	37	13	11	24	21	43	37	10	8	18	4	69
4	JON MERRILL	37	3	9	12	11	10	32	1	7	8	4	12
25	JONAS BRODIN	36	3	10	13	17	8	37	2	15	17	-8	10
36	MATS ZUCCARELLO	35	14	28	42	11	16	35	10	27	37	10	8
47	ALEX GOLIGOSKI	33	2	15	17	22	20	39	0	13	13	19	14
18	JORDAN GREENWAY	33	8	12	20	15	31	29	2	5	7	11	38
24	MATT DUMBA	31	6	9	15	11	19	26	1	11	12	-2	28
46	JARED SPURGEON	31	7	16	23	20	6	34	3	14	17	12	4
*12	MATT BOLDY	27	8	13	21	12	10	20	7	11	18	5	0
27	NICK BJUGSTAD	26	4	2	6	-1	6	31	3	4	7	-1	14
8	JORDIE BENN	18	1	3	4	1	6	21	0	4	4	0	4
*52	CONNOR DEWAR	15	1	1	2	-1	4	20	1	3	4	-3	21
10	TYSON JOST	14	1	2	3	2	4	7	1	2	3	-2	0
*5	JACOB MIDDLETON	13	0	4	4	6	4	8	1	0	1	1	9
44	NICOLAS DESLAURIERS	12	2	0	2	-2	10	8	1	0	1	0	13
*59	CALEN ADDISON	6	1	0	1	-4	0	9	1	2	3	0	2
57	DAKOTA MERMIS	2	0	0	0	2	0	-	-	-	-	-	-
37	KYLE RAU	2	0	0	0	-2	0	3	0	0	0	-1	0
*53	ADAM BECKMAN	1	0	0	0	-1	2	2	0	1	1	0	0
*63	MITCHELL CHAFFEE	1	0	0	0	1	0	1	0	0	0	0	0
*23	MARCO ROSSI	1	0	0	0	-1	2	1	0	0	0	0	2
*58	MASON SHAW	-	-	-	-	-	-	3	0	0	0	-2	5
56	JOSEPH CRAMAROSSA	-	-	-	-	-	-	1	0	1	1	0	2
*39	JON LIZOTTE	-	-	-	-	-	-	1	0	0	0	0	2

#	GOALTENDER	HOME					ROAD				
		GP	W-L-OT	GAA	SV%	SO	GP	W-L-OT	GAA	SV%	SO
29	MARC-ANDRE FLEURY	7	6-1-0	2.60	0.911	0	4	3-1-0	2.98	0.908	0
33	CAM TALBOT	25	18-4-2	2.59	0.914	1	24	14-8-2	2.94	0.908	2

*Rookie



2021-22 SEASON HIGHS & LOWS

2021-22 INJURY REPORT



TEAM

Consecutive Games Won	8 – 11/24-12/9 (8-0-0)
Consecutive Games Earning a Point	10 – 3x, 4/8-4/24 (8-0-2); 3/16-3/3 (9-0-1); 1/6-2/2 (9-0-1)
Consecutive Games Lost, Regulation	4 – 2/22-3/1 (0-4-0)
Consecutive Games Lost, Regulation and OT/SO	5 – 12/11-1/1 (0-4-1); 11/20-11/21 (0-1-1); 10/28-10/30 (0-2-0)
Most Goals For, Period	5 – 4/22 vs. SEA (2nd)
Most Goals Against, Period	5 – 1/1 vs. STL (2nd)
Most Goals For, Game	8 – 1/24 vs. MTL
Most Goals Against, Game	7 – 2x, 2/26 at CGY; 12/20 at DAL
Most Power-Play Goals For, Period	2 – 3x, 4/22 vs. SEA (2nd); 1/6 at BOS (1st); 12/9 at SJ (2nd)
Most Power-Play Goals For, Game	3 – 3x, 4/22 vs. SEA; 2/14 vs. DET; 10/19 vs. WPG
Most Power-Play Goals Against, Period	3 – 4/5 at NSH (1st)
Most Power-Play Goals Against, Game	3 – 4/5 at NSH
Most Power-Play Attempts For, Game	8 – 1/6 at BOS
Most Power-Play Attempts Against, Game	6 – 4x, 2/14 vs. DET; 11/18 vs. DAL; 10/24 vs. NSH; 10/19 vs. WPG
Most Shots For, Period	22 – 2x, 4/24 at NSH (2nd); 12/2 vs. TOR (3rd)
Most Shots For, Game	49 – 4/5 at NSH
Most Shots Against, Period	21 – 12/16 vs. BUF (1st)
Most Shots Against, Game	43 – 1/30 at NYI
Most Shots For, Overtime	7 – 3/10 at DET
Most Shots Against, Overtime	7 – 3/31 vs. PIT
Fewest Shots For, Period	3 – 4/14 at DAL (3rd)
Fewest Shots For, Game	19 – 2x, 4/3 at WSH; 4/2 at CAR
Fewest Shots Against, Period	2 – 2x, 11/21 at TB (3rd); 11/7 vs. NYI (3rd)
Fewest Shots Against, Game	21 – 3x, 1/24 vs. MTL; 11/16 vs. SJ; 11/7 vs. NYI
Most Penalty Minutes Both Teams, Game	64 – 1/24 vs. MTL
Most Penalty Minutes Wild, Game	29 – 1/24 vs. MTL
Fewest Penalty Minutes Both Teams, Game	2 – 3/8 vs. NYR
Fewest Penalty Minutes Wild, Game	0 – 3/8 vs. NYR

INDIVIDUAL

Most Goals, Game	3 – 3x, Boldy, 2/14 vs. DET; Pitlick, 11/13 at SEA; Eriksson Ek, 10/19 vs. WPG
Most Assists, Game	5 – Fiala, 4/22 vs. SEA
Most Points, Game	5 – Fiala, 4/22 vs. SEA
Most Goals, Period	2 – 11x, Eriksson Ek, 4/24 at NSH (2nd); Fiala, 4/12 vs. EDM (2nd); Kaprizov, 3/16 vs. BOS (1st); Fiala, 3/8 vs. NYR (2nd); Kaprizov, 3/6 vs. DAL (3rd); Kaprizov, 3/4 at BUF (3rd); Fiala, 2/20 at EDM (1st); Boldy, 2/14 vs. DET (1st); Hartman, 1/21 at CHI (1st); Kaprizov, 1/17 at COL (3rd); Pitlick, 11/13 at SEA (2nd)
Most Assists, Period	4 – Fiala, 4/22 vs. SEA (2nd)
Most Points, Period	4 – Fiala (0-4=4), 4/22 vs. SEA (2nd)
Most Shots, Game	10 – Hartman, 12/2 vs. NJ
Most Penalty Minutes, Game	17 – 3x, Duhaime, 4/29 vs. COL; Duhaime, 10/30 at COL; Foligno, 10/15 at ANA
Most Hits, Game	8 – 2x, Bjuggstad, 4/24 at NSH; Foligno, 3/3 at PHI
Most Blocked Shots, Game	8 – Merrill, 12/11 at LA
Most PPG, Game	2 – 2x, Boldy, 2/14 vs. DET; Eriksson Ek, 10/19 vs. WPG
Most PPG, Season	14 – Kaprizov
Most SHG, Season	1 – 2x, Fiala & Sturm
Most GWG, Season	7 – 2x, Fiala & Hartman
Most Overtime Goals	2 – 3x, Eriksson Ek, Kaprizov & Spurgeon
Consecutive Games with a Goal	6 – Kaprizov (7g), 3/24-4/2
Consecutive Games with an Assist	7 – 2x, Spurgeon (7a), 3/29-4/10; Kaprizov (9a), 11/26-12/9
Consecutive Games with a Point	12 – Fiala (9-7=16), 12/20-2/2
Most Saves, Game	40 – 3x, Talbot, 3/27 vs. COL; Kahkonen, 1/30 at NYI; Talbot, 11/24 at NJ

PLAYER	INJURY	DATE OF INJURY	GAMES OUT	RETURN
Mats Zuccarello	Lower body	4/22	4	5/2
Jared Spurgeon	Upper body	4/24	2	4/29
Matt Dumba	Upper body	4/5	12	4/29
Marcus Foligno	COVID-19 Protocol	4/18	4	4/26
Jordan Greenway	Upper body	4/12	7	4/26
Tyson Jost	Lower body	4/16	3	4/22
Jon Merrill	Upper body	3/31	10	4/21
Nicolas Deslauriers	Lower body	4/8	2	4/14
Matt Boldy	Upper body	3/31	4	4/10
Mats Zuccarello	Upper body	3/3	1	3/6
Jordan Greenway	Upper body	2/22	6	3/9
Matt Dumba	Lower body	2/12	10	3/6
Mats Zuccarello	Upper body	2/20	1	2/24
Nick Bjuggstad	Upper body	1/4	14	Healthy scratch 2/18
Matt Dumba	Upper body	1/30	2	2/12
Marcus Foligno	Upper body	1/28	2	2/8
Jon Merrill	COVID-19 Protocol	1/26	2	2/2
Nico Sturm	COVID-19 Protocol	1/26	2	2/2
Jonas Brodin	Upper body	1/6	6	1/28
Jared Spurgeon	Lower body	12/16	7	1/22
Cam Talbot	Lower body	1/1	5	Backup 1/22
Joel Eriksson Ek	COVID-19 Protocol	1/13	2	1/21
Alex Goligoski	COVID-19 Protocol	1/8	2	1/17
Joel Eriksson Ek	Upper body	12/20	3	COVID 1/13
Jordan Greenway	COVID-19 Protocol	1/3	2	1/14
Brandon Duhaime	COVID-19 Protocol	1/6	2	1/14
Kirill Kaprizov	Upper body	1/6	1	1/14
Jonas Brodin	COVID-19 Protocol	12/26	1	1/6
Jordan Greenway	Lower body	12/16	1	1/2
Jonas Brodin	Upper body	12/9	2	12/16
Frederick Gaudreau	COVID-19 Protocol	11/30	6	12/12
Matt Dumba	Illness	12/10	1	12/11
Mats Zuccarello	Upper body	11/26	2	12/2
Jared Spurgeon	Lower body	11/20	8	12/9
Jordan Greenway	Lower body	10/28	4	11/10
Alex Goligoski	Upper body	10/26	3	11/6
Dmitry Kulikov	Lower body	10/26	1	10/30
Rem Pitlick	COVID-19 Protocol	10/27	4	11/7
Mats Zuccarello	COVID-19 Protocol	10/27	4	11/7
Total Man Games Lost			155	



2021-22 TRANSACTIONS

THE LAST TIME...



AUGUST

- 8/31/22 Traded D **Dmitry Kulikov** to Anaheim for future considerations
- 8/30/22 Signed F **Sam Steel** to a one-year contract
- 8/18/22 Signed F **Sammy Walker** to a two-year, entry-level contract

JULY

- 7/24/22 Placed F **Alexander Khovanov** on unconditional waivers
- 7/17/22 Re-signed F **Mitchell Chaffee** and F **Nick Swaney** to one-year, two-way contracts
- 7/16/22 Signed F **Liam Ohgren** to three-year, entry-level contract
- 7/13/22 Signed F **Brandon Baddock** to a one-year, two-way contract, F **Steven Fogarty** to a two-year, two-way contract, F **Nic Petan** to a two-year, two-way contract and D **Andrej Sustr** to a one-year, two-way contract
- 7/12/22 Acquired G **Filip Gustavsson** from Ottawa in exchange for G **Cam Talbot**

Re-signed G **Zane McIntyre** to a one-year contract

Named **Matt Harder** Strength and Conditioning Coach,
David MacLean Pro Scout and **Cody McLeod** Player Development Coach

- 7/8/22 Selected F **Hunter Haight** in the second round (47th overall), F **Rieger Lorenz** in the second round (56th overall), F **Michael Milne** in the third round (89th overall), D **Ryan Healey** in the fourth round (121st overall), D **David Spacek** in the fifth round (153rd overall) and F **Servac Petrovsky** in the sixth round (185th overall)

- 7/7/22 Selected **Liam Ohgren** (19th) and **Danila Yurov** (24th) in the first round of the NHL Draft

- 7/7/22 Signed G **Marc-Andre Fleury** to a two-year contract

- 7/6/22 Signed D **Jake Middleton** to a three-year contract

JUNE

- 6/29/22 Acquired D **Brock Faber** and a first-round selection in the 2022 NHL Draft from Los Angeles in exchange for F **Kevin Fiala**

- 6/22/22 Signed F **Connor Dewar** to a two-year contract

MAY

- 5/16/22 Signed G **Jesper Wallstedt** to a three-year, entry-level contract
- 5/9/22 Signed F **Pavel Novak** to three-year, entry-level contract

THE LAST TIME:	HOME	ROAD
Recorded a shutout	3/21/22, 2-0 vs. VGK (Talbot, 28 saves)	4/19/22, 2-0 at MTL (Talbot, 26 saves)
Were shutout	2/15/20, 2-0 vs. SJ (Jones, 39 saves)	2/8/22, 2-0 at WPG (Hellebuyck, 27 saves)
Won a 1-0 game	11/17/16, 1-0 vs. BOS (Dubnyk, 25 saves)	1/7/19, 1-0 at MTL (Dubnyk, 32 saves)
Lost a 1-0 game	3/25/19, 1-0 vs. NSH (Saros, 29 saves)	1/18/21, 1-0 at LA (Gibson, 34 saves)
Scored 5 or more goals	4/22/22, 6-3 vs. SEA	4/24/22, 5-4 OT win at NSH
Allowed 5 or more goals	4/26/22, 5-3 loss vs. ARI	4/16/22, 6-5 OT loss at STL
Overcame 2-goal deficit to win	4/22/22 vs. SEA (down 2-0 in 1st, 6-3 win)	3/10/22 at DET (down 4-2 in 2nd, 6-5 SO win)
Overcame 3-goal deficit to win	4/10/22 vs. LA (down 3-0 in 1st, 6-3 win)	10/8/15 at COL (down 4-1 in 3rd, 5-4 win)
Overcame 4-goal deficit to win	1/9/10 vs. CHI (down 5-1 in 3rd, 6-5 SO win)	Never
Surrendered 2-goal lead in loss	4/28/21 vs. STL (ahead 3-1 in 3rd, 4-3 loss)	4/8/22 at STL (ahead 3-1 in 3rd, 4-3 OT loss)
Surrendered 3-goal lead in loss	2/15/19 vs. NJ (ahead 4-1 in 2nd, 5-4 OTL)	5/13/21 at STL (ahead 3-0 in 1st, 7-3 loss)
Had a penalty shot	12/20/16, Staal vs. Varlamov (unsuccessful)	1/28/22, Gaudreau vs. Shesterkin (unsuccessful)
Scored on a penalty shot	3/22/14, Coyle vs. Howard	12/16/14, Niederreiter vs. Raanta
Allowed a penalty shot goal	3/11/19, Couture vs. Dubnyk	1/21/14, Jordie Benn vs. Kuemper
Had a hat trick	2/14/22, Boldy vs. DET (7-4 win)	11/13/21, Pitlick at SEA (4-2 win)
Allowed a hat trick	3/6/22, Robertson vs. DAL (6-3 loss)	4/5/22, Johansen at NSH (6-2 loss)
Scored a shorthanded goal	1/20/20, Kunin vs. FLA (5-4 loss)	4/14/22, Fiala at DAL (3-2 OT win)
Allowed a shorthanded goal	4/17/22, Bonino vs. SJ (5-4 OT win)	2/26/22, Coleman at CGY (7-3 loss)
Scored an empty net goal	4/29/22, Greenway vs. COL (4-1 win)	4/3/22, Deslauriers at WSH (5-1 win)
Allowed an empty net goal	4/26/22, Kessel vs. ARI (5-3 loss)	4/5/22, Johansen at NSH (6-2 loss)
Did not record penalty	3/8/22 vs. NYR (5-2 win)	4/24/24 at SJ (6-3 win)
Opponent did not record penalty	1/22/22 vs. DET (4-2 win)	4/14/22 at DAL (3-2 OT win)
Played in a penalty free game	Never	11/30/13 at COL (3-2 SO loss)
Won an overtime game	4/28/22 vs. CGY (Kaprizov)	4/24/22 at NSH (Kulikov)
Lost an overtime game	3/31/22 vs. PIT (Malkin)	4/16/22 at STL (Schenn)
Won a shootout	1/8/22 vs. WSH (Fiala)	3/10/22 at DET (Zuccarello)
Lost a shootout	12/16/21 vs. BUF (Thompson)	3/11/22 at CBJ (Chinakhov)
Recorded 20+ shots in a period	1/24/22 vs. MTL (21 in 1st, 8-2 win)	4/24/22 at NSH (22 in 2nd, 5-4 OT win)
Allowed 20+ shots in a period	12/16/21 vs. BUF (21 in 1st, 3-2 SO loss)	12/7/21 at EDM (20 in 2nd, 4-1 win)
Recorded 0 shots in a period	1/10/19 vs. WPG (0 in 3rd, 3-2 win)	11/08/01 at BOS (0 in 3rd, 5-3 win)
Allowed 0 shots in a period	3/3/13 vs. EDM (0 in 2nd, 4-2 win)	Never
Recorded 50 or more shots	Record is 48 vs. COL 10/9/14	Record is 49 at NSH 4/5/22 – most shots in franchise history
Surrendered 50 or more shots	10/13/18 vs. CAR (57 in 5-4 OT loss) - Most shots against in franchise history	3/18/21 at COL (55 in 5-1 loss) - Record is 56 at BOS (11/8/01)



2020-21 MINNESOTA WILD

2020-21 GAME-BY-GAME



#	POS	PLAYER	GP	TOI/G	G	A	PTS	+/-	PIM	PP	SH	GW	SOG	SH%
97	LW	KIRILL KAPRIZOV*	55	18:18	27	24	51	10	16	8	0	3	157	17.2
22	LW	KEVIN FIALA	50	16:54	20	20	40	-2	43	6	0	5	162	12.3
36	RW	MATS ZUCCARELLO	42	16:41	11	24	35	9	8	3	0	0	74	14.9
18	LW	JORDAN GREENWAY	56	15:48	6	26	32	5	49	0	0	0	80	7.5
14	C	JOEL ERIKSSON EK	56	17:03	19	11	30	16	20	0	0	2	119	16
13	C	NICK BONINO	55	14:51	10	16	26	0	26	3	0	2	66	15.2
17	LW	MARCUS FOLIGNO	39	14:58	11	15	26	19	49	0	1	2	40	27.5
46	D	JARED SPURGEON	54	22:05	7	18	25	-2	6	3	0	0	94	7.4
25	D	JONAS BRODIN	53	22:26	9	14	23	2	18	1	0	2	79	11.4
49	C	VICTOR RASK	54	14:27	10	13	23	1	2	1	0	1	53	18.9
38	C	RYAN HARTMAN	51	15:04	7	15	22	0	33	0	1	2	74	9.5
24	D	MATT DUMBA	51	22:17	6	15	21	1	46	1	0	1	89	6.7
20	D	RYAN SUTER	56	22:11	3	16	19	9	12	1	0	0	86	3.5
11	LW	ZACH PARISE	45	13:57	7	11	18	7	6	0	0	3	90	7.8
27	C	NICK BJUGSTAD	44	11:49	6	11	17	7	17	0	0	3	78	7.7
21	D	CARSON SOUCY	50	15:17	1	16	17	22	51	0	0	1	47	2.1
7	C	NICO STURM*	50	10:51	11	6	17	10	17	0	0	2	64	17.2
90	C	MARCUS JOHANSSON	36	15:56	6	8	14	-10	4	2	0	3	46	13
28	D	IAN COLE	52	15:55	1	7	8	21	32	0	0	1	28	3.6
37	C	KYLE RAU	14	9:34	0	2	2	-1	9	0	0	0	15	0
56	C	JOSEPH CRAMAROSSA	4	10:46	0	1	1	-1	15	0	0	0	3	0
77	D	BRAD HUNT	12	12:20	1	0	1	-8	4	0	0	1	14	7.1
41	C	LUKE JOHNSON*	14	10:06	1	0	1	-5	5	0	0	0	11	9.1
26	C	GERALD MAYHEW	4	11:45	0	1	1	1	0	0	0	0	5	0
59	D	CALEN ADDISON*	3	18:31	0	0	0	0	0	0	0	0	4	0
44	D	MATT BARTKOWSKI	1	13:02	0	0	0	-1	0	0	0	0	2	0
47	D	LOUIE BELPEDIO*	1	13:58	0	0	0	-1	0	0	0	0	2	0
57	D	DAKOTA MERMIS	3	16:24	0	0	0	0	0	0	0	0	2	0

#	GOALTENDER	GP	W	L	OT	SA	GA	GAA	SV	SV%	SO	A	PIM	MIN
33	CAM TALBOT	33	19	8	5	1008	86	2.63	922	0.915	2	0	1961	2,177
34	KAAPU KAHKONEN*	24	16	8	0	692	68	2.88	624	0.902	2	2	1414	1,665

* Rookie

GAME	DATE	OPPONENT	RESULT	W	L	OT	RECORD	PTS	DIVISION/CONF. RANK	WILD GOALS (BY #)	WILD GOALTENDERS	ATT.
1	1/14	@ LA	4-3	W		OT	1-0-0	2	t-1st/1-1st	25,49,17,97	Talbot	n/a
2	1/16	@ LA	4-3	W		OT	2-0-0	4	t-1st/1-1st	24,14,20,90	Talbot	n/a
3	1/18	@ ANA	0-1		L		2-1-0	4	t-2nd/1-6th		Talbot	n/a
4	1/20	@ ANA	3-2	W			3-1-0	6	t-1st/1-1st	38s,13p,14	Kahkonen	n/a
5	1/22	SJ	4-1	W			4-1-0	8	t-1st/1-1st	14,11,22,18	Talbot/KAHKONEN	n/a
6	1/24	SJ	3-5		L		4-2-0	8	2nd/t-5th	11,27,22p	Kahkonen	n/a
7	1/26	LA	1-2		L		4-3-0	8	t-3rd/t-10th	14	Kahkonen	n/a
8	1/28	LA	5-3	W			5-3-0	10	t-2nd/t-7th	90,22,97,27,14	Kahkonen	n/a
9	1/30	COL	1-5		L		5-4-0	10	4th/t-12th	24	Kahkonen	n/a
10	1/31	COL	4-3	W		OT	6-4-0	12	3rd/t-6th	18,49,49,25	Talbot	n/a
11	2/2	@ COL	1-2		L		6-5-0	12	3rd/t-6th	97p	Talbot	n/a
12	2/16	@ LA	0-4		L		6-6-0	12	8th/t-24th		Kahkonen	n/a
13	2/18	@ ANA	3-1	W			7-6-0	14	t-7th/t-23rd	18,22,17	Kahkonen	n/a
14	2/20	@ ANA	5-1	W			8-6-0	16	t-6th/t-22nd	36,22,22p,49,14	Kahkonen	n/a
15	2/22	@ SJ	6-2	W			9-6-0	18	t-6th/t-18th	36,97,28,17,25p,49	Kahkonen	n/a
16	2/24	@ COL	6-2	W			10-6-0	20	5th/t-19th	36,11,17s,38,7,7	Kahkonen	n/a
17	2/26	LA	3-1	W			11-6-0	22	t-2nd/t-12th	97,27,14	Talbot	n/a
18	2/27	LA	4-3	W		OT	12-6-0	24	t-2nd/t-10th	14,7,97,24	Kahkonen	n/a
19	3/1	@ VGK	4-5		L	OT	12-6-1	25	3rd/t-13th	18,17,13,17	Talbot	2,605
20	3/3	@ VGK	1-5		L		12-7-1	25	t-3rd/t-13th	17	Talbot	2,610
21	3/5	@ ARI	5-1	W			13-7-1	27	t-3rd/t-13th	36,77,27,18,22	Kahkonen	2,541
22	3/6	@ ARI	2-5		L		13-8-1	27	4th/t-15th	24,18	Talbot	3,141
23	3/8	VGK	2-0	W			14-8-1	29	3rd/t-12th	22,25	Kahkonen	n/a
24	3/10	VGK	4-3	W			15-8-1	31	3rd/t-11th	14,97p,14,21	Kahkonen	n/a
25	3/12	ARI	4-0	W			16-8-1	33	t-2nd/t-10th	97,97,25,97	Talbot	n/a
26	3/14	ARI	4-1	W			17-8-1	35	2nd/t-10th	49,13,22p,14	Talbot	n/a
27	3/16	ARI	3-0	W			18-8-1	37	2nd/t-8th	38,36,46	Kahkonen	n/a
28	3/18	@ COL	1-5		L		18-9-1	37	3rd/t-11th	49p	Talbot	n/a
29	3/20	@ COL	0-6		L		18-10-1	37	t-3rd/t-12th		Kahkonen	n/a
30	3/22	ANA	2-1	W			19-10-1	39	3rd/12th	20p,27	Talbot	n/a
31	3/24	ANA	3-2	W			20-10-1	41	3rd/12th	46,46p,7	Talbot	n/a
32	3/25	STL	2-0	W			21-10-1	43	3rd/10th	90,97	Talbot	n/a
33	3/29	@ SJ	3-4		L	SO	21-10-2	44	3rd/12th	90,13,22	Talbot	n/a
34	3/31	@ SJ	2-4		L		21-11-2	44	3rd/12th	97,36	Kahkonen	n/a
35	4/1	@ VGK	3-2	W		SO	22-11-2	46	3rd/t-10th	97,46p	Talbot	3,950
36	4/3	@ VGK	2-1	W			23-11-2	48	3rd/10th	97p,14	Talbot	3,950
37	4/5	COL	4-5		L		23-12-2	48	3rd/t-11th	38,27,90p,22p	Talbot	3,000
38	4/7	COL	8-3	W			24-12-2	50	3rd/t-9th	97p,41,22p,38,97p,22,14,22p	Talbot	3,000
39	4/9	@ STL	1-9		L		24-13-2	50	3rd/12th	11	Kahkonen	n/a
40	4/10	@ STL	2-3		L	OT	24-13-3	51	3rd/12th	7,24p	Talbot	n/a
41	4/14	ARI	5-2	W			25-13-3	53	3rd/11th	36p,11,13p,36p,46	Talbot	3,000
42	4/16	SJ	3-2	W			26-13-3	55	3rd/11th	13,36,11	Talbot	3,000
43	4/17	SJ	5-2	W			27-13-3	57	3rd/t-10th	36p,14,11,97,7	Kahkonen	3,000
44	4/19	@ ARI	5-2	W			28-13-3	59	3rd/t-9th	97p,18,90p,22,25	Talbot	3,481
45	4/21	@ ARI	4-1	W			29-13-3	61	3rd/t-8th	22,17,97,7	Talbot	3,736
46	4/23	@ LA	4-2	W			30-13-3	63	3rd/t-7th	97,97p,7,14	Talbot	1,091
47	4/24	@ SJ	6-3	W			31-13-3	65	3rd/t-6th	20,17,46,22,97p,13	Kahkonen	n/a
48	4/28	STL	3-4		L		31-14-3	65	3rd/9th	25,14,17	Talbot	3,000
49	4/29	STL	4-5		L	OT	31-14-4	66	t-2nd/t-8th	14,22,49,97	Talbot	3,000
50	5/1	STL	4-3	W		OT	32-14-4	68	3rd/9th	36,7,25,22	Kahkonen	3,000
51	5/3	VGK	6-5	W			33-14-4	70	3rd/9th	14,13,13p,22,97,25	Talbot	3,000
52	5/5	VGK	2-3		L	OT	33-14-5	71	3rd/9th	97,97	Talbot	3,000
53	5/7	ANA	4-2	W		OT	34-14-5	73	3rd/t-8th	49,7,14,97	Kahkonen	3,300
54	5/8	ANA	4-3	W		OT	35-14-5	75	3rd/t-7th	46p,38,13,49	Talbot	3,300
55	5/12	@ STL	0-4		L		35-15-5	75	3rd/t-8th		Talbot	n/a
56	5/13	@ STL	3-7		L		35-16-5	75	3rd/t-8th	7,20,17	Kahkonen	n/a

ALL CAPS indicates decision, * indicates sell out, p-power-play goal, s-short-handed goal, ps-penalty shot



2019-20 MINNESOTA WILD

2019-20 GAME-BY-GAME



#	POS	PLAYER	GP	TOI/G	G	A	PTS	+/-	PIM	PP	SH	GW	SOG	SH%
22	LW	KEVIN FIALA	64	15:24	23	31	54	-1	42	9	0	4	175	13.1
20	D	RYAN SUTER	69	24:38	8	40	48	-6	12	2	0	2	111	7.2
12	C	ERIC STAAL	66	17:08	19	28	47	-9	28	5	0	5	113	16.8
11	LW	ZACH PARISE	69	17:11	25	21	46	-11	8	12	1	4	155	16.1
36	RW	MATS ZUCCARELLO	65	15:56	15	22	37	-9	18	3	0	2	96	15.6
46	D	JARED SPURGEON	62	22:34	12	20	32	-1	18	3	0	2	112	10.7
19	C	LUKE KUNIN	63	15:27	15	16	31	-10	55	0	1	1	128	11.7
14	C	JOEL ERIKSSON EK	62	15:43	8	21	29	7	22	1	0	4	102	7.8
16	LW	JASON ZUCKER	45	15:54	14	15	29	-3	19	5	0	2	75	18.7
25	D	JONAS BRODIN	69	21:33	2	26	28	15	24	0	0	0	103	1.9
18	LW	JORDAN GREENWAY	67	14:09	8	20	28	2	54	0	0	1	93	8.6
17	LW	MARCUS FOLIGNO	59	14:35	11	14	25	8	30	0	0	0	86	12.8
24	D	MATT DUMBA	69	22:29	6	18	24	-7	41	1	0	1	167	3.6
6	C	RYAN DONATO	62	10:38	14	9	23	5	12	0	0	1	95	14.7
9	C	MIKKO KOIVU	55	15:34	4	17	21	2	28	1	0	0	74	5.4
38	C	RYAN HARTMAN	69	12:15	9	11	20	4	69	1	0	1	114	7.9
77	D	BRAD HUNT	59	15:08	8	11	19	-7	6	3	0	0	106	7.6
21	D	CARSON SOUCY*	55	15:37	7	7	14	16	18	0	1	1	61	11.5
49	C	VICTOR RASK	43	10:28	5	8	13	7	6	0	0	2	38	13.2
27	C	ALEX GALCHENYUK	14	14:56	3	4	7	2	6	0	0	0	21	14.3
29	D	GREG PATERYN	20	15:28	0	3	3	1	6	0	0	0	22	0.0
26	C	GERALD MAYHEW*	13	11:32	2	0	2	4	2	0	0	0	16	12.5
7	C	NICO STURM*	6	11:53	0	2	2	2	0	0	0	0	2	0.0
28	C	GABRIEL DUMONT	3	11:30	0	0	0	-1	0	0	0	0	3	0.0
41	C	LUKE JOHNSON*	3	11:35	0	0	0	-3	0	0	0	0	1	0.0
61	D	BRENNAN MENELL*	5	13:59	0	0	0	1	2	0	0	0	4	0.0
36	D	NICK SEELER	6	10:19	0	0	0	-6	8	0	0	0	4	0.0

#	GOALTENDER	GP	W	L	OT	SA	GA	GAA	SV	SV%	SO	A	PIM	MIN
32	ALEX STALOCK	38	20	11	4	1082	97	2.67	985	.910	4	1	4	2,177
40	DEVAN DUBNYK	30	12	15	2	849	93	3.35	756	.890	1	0	2	1,665
31	KAHO KAHKONEN*	5	3	1	1	172	15	2.96	157	.913	0	0	0	304


* Rookie

GAME	DATE	OPPONENT	RESULT	W	L	OT	RECORD	PTS	DIVISION/ CONF. RANK	WILD GOALS (BY #)	WILD GOALTENDERS	ATT.
1	10/3	@ NSH	2-5	L			0-1-0	0	t-4th/t-7th	16p,24	Dubnyk	*17,455
2	10/5	@ COL	2-4	L			0-2-0	0	t-5th/t-9th	20,11p	Dubnyk	17,090
3	10/10	@ WPG	2-5	L			0-3-0	0	t-6th/t-14th	38,77	Dubnyk	*15,325
4	10/12	PIT	4-7	L			0-4-0	0	7th/15th	16p,46,77,19	DUBNYK/Stalock	*19,157
5	10/14	@ OTT	2-0	W			1-4-0	2	6th/14th	49,11	Stalock	11,500
6	10/15	@ TOR	2-4	L			1-5-0	2	7th/15th	19,26	Dubnyk	*19,149
7	10/17	@ MTL	0-4	L			1-6-0	2	7th/15th	20,419	Stalock	20,419
8	10/20	MTL	4-3	W			2-6-0	4	7th/15th	16p,17,77p,11	Dubnyk	17,344
9	10/22	EDM	3-0	W			3-6-0	6	t-6th/t-14th	12,12,77p	DUBNYK/Stalock	17,189
10	10/24	@ NSH	0-4	L			3-7-0	6	t-6th/t-14th		Stalock	*17,386
11	10/26	LA	1-5	W			4-7-0	8	6th/t-13th	26,12,14,9,46	Stalock	17,444
12	10/29	@ DAL	3-6	L			4-8-0	8	t-6th/t-13th	16,12p,20p	Stalock	17,756
13	10/30	@ STL	1-2	L			4-9-0	8	t-6th/t-13th	36	Dubnyk	*18,096
14	11/2	STL	3-4	L	OT		4-9-1	9	t-6th/t-13th	17,22,36p	Dubnyk	*18,208
15	11/5	@ ANA	4-2	W			5-9-1	11	t-6th/t-12th	22,36,12,11	Stalock	15,526
16	11/7	@ SJ	5-6	L			5-10-1	11	7th/t-14th	19,12,77,6,16	Stalock/DUBNYK	15,764
17	11/9	@ ARI	4-3	W			6-10-1	13	7th/14th	9p,22,24,38	Dubnyk	14,428
18	11/12	@ LA	1-3	L			6-11-1	13	7th/t-14th	24	Dubnyk	16,099
19	11/14	ARI	3-2	W			7-11-1	15	7th/t-14th	22,11p,18	Dubnyk	17,079
20	11/16	CAR	3-4	L	OT		7-11-2	16	7th/15th	19,11s,21	Dubnyk	17,101
21	11/19	@ BUF	4-1	W			8-11-2	18	7th/14th	11,11p,25,16	Stalock	15,522
22	11/21	COL	3-2	W			9-11-2	20	7th/14th	36p,18,16	Stalock	17,574
23	11/23	@ BOS	4-5	L	OT		9-11-3	21	7th/14th	16p,49,12p,22	Stalock	*17,850
24	11/25	@ NYR	2-3	L	OT		9-11-4	22	7th/14th	11,6	Stalock	*18,006
25	11/26	@ NJ	3-2	W			10-11-4	24	7th/14th	11p,18,20	Kahkonen	14,627
26	11/29	OTT	7-2	W			11-11-4	26	6th/t-12th	6,46,11,19,38,12p,16	Stalock	17,112
27	12/1	DAL	3-2	W	SO		12-11-4	28	t-5th/t-11th	22p,11p	Stalock	17,096
28	12/3	@ FLA	4-2	W			13-11-4	30	5th/t-10th	16,36,21,19	Kahkonen	10,167
29	12/5	@ TB	5-4	W			14-11-4	32	5th/t-10th	14,16,21,49,36	Stalock	*19,092
30	12/7	@ CAR	2-6	L			14-12-4	32	5th/t-10th	6,36	Stalock	*18,680
31	12/10	ANA	2-3	L	SO		14-12-5	33	5th/t-10th	38,6	Kahkonen	17,154
32	12/12	EDM	6-5	W			15-12-5	35	5th/10th	18,16,17,6,12,19	Kahkonen	17,271
33	12/14	PHI	4-1	W			16-12-5	37	5th/9th	11,12,12,21s	Stalock	17,140
34	12/15	@ CHI	3-5	L			16-13-5	37	5th/9th	12p,22,22	Kahkonen	*21,513
35	12/17	@ VEG	2-3	L			16-14-5	37	t-5th/t-9th	36,11	Stalock	*18,220
36	12/19	@ ARI	8-5	W			17-14-5	39	5th/9th	6,17,38,12,77,36,20,19	Dubnyk	15,582
37	12/21	WPG	0-6	L			17-15-5	39	6th/11th		STALOCK/Dubnyk	17,319
38	12/23	CGY	3-0	W			18-15-5	41	6th/11th	14,19,12	Dubnyk	17,596
39	12/27	@ COL	6-4	W			19-15-5	43	5th/9th	21,12,77p,36,49,20	Dubnyk	*18,146
40	12/29	NYI	1-3	L			19-16-5	43	5th/10th	6	Dubnyk	17,506
41	12/31	TOR	1-4	L			19-17-5	43	5th/10th	20p	Dubnyk	*18,164
42	1/4	WPG	3-2	W	OT		20-17-5	45	5th/10th	17,19,12p	Dubnyk	17,271
43	1/5	CGY	4-5	L	SO		20-17-6	46	5th/10th	22p,17,17,18	Stalock	17,204
44	1/9	@ CGY	1-2	L			20-18-6	46	6th/11th	36	Stalock	18,634
45	1/12	VAN	1-4	L			20-19-6	46	t-6th/t-11th	17	Dubnyk	17,348
46	1/14	@ PIT	3-7	L			20-20-6	46	7th/t-12th	11,17,11p	Dubnyk	*18,545
47	1/16	TB	3-2	W			21-20-6	48	7th/12th	11p,14,20	Stalock	17,305
48	1/18	DAL	7-0	W			22-20-6	50	7th/12th	46,21,16p,6,36,11p,38p	Stalock	*18,219
49	1/20	FLA	4-5	L			22-21-6	50	7th/12th	46p,19s,11p,19	Stalock	17,255
50	1/22	DET	4-2	W			23-21-6	52	6th/11th	18,36,16,12	Dubnyk	17,212
51	2/1	BOS	1-6	L			23-22-6	52	7th/12th	36	Dubnyk	*18,009
52	2/4	CHI	3-2	W	OT		24-22-6	54	7th/12th	22,22p,24	Stalock	17,341
53	2/6	VAN	4-2	W			25-22-6	56	7th/12th	77,38,22p,11p	Stalock	17,191
54	2/7	@ DAL	3-2	W			26-22-6	58	t-6th/t-11th	14,6,14	Dubnyk	*18,532
55	2/9	COL	2-3	L			26-23-6	58	t-6th/t-11th	46p,22p	Dubnyk	17,444
56	2/11	VGK	4-0	W			27-23-6	60	5th/10th	14p,46p,22,11p	Stalock	17,112
57	2/13	NYR	3-4	L	SO		27-23-7	61	t-5th/t-10th	6,25,18	Stalock	17,413
58	2/15	SJ	0-2	L			27-24-7	61	6th/11th		Stalock	*18,611
59	2/19	@ VAN	4-3	W	SO		28-24-7	63	6th/11th	22,19,27	Dubnyk	*18,871
60	2/21	@ EDM	5-3	W			29-24-7	65	6th/11th	22,21,46,46,46	Stalock	17,055
61	2/23	STL	1-4	L			29-25-7	65	6th/11th	17	Dubnyk	17,266
62	2/25	CBJ	5-4	W			30-25-7	67	6th/11th	12,6,9,9,22	Stalock	17,057
63	2/27	@ DET	7-1	W			31-25-7	69	6th/11th	38,6,24,24p,18,22,12	Stalock	17,663
64	2/28	@ CBJ	5-0	W			32-25-7	71	6th/10th	14,46,38,11,22p	Stalock	*18,955
65	3/1	WSH	3-4	L			32-26-7	71	6th/11th	6,22p,11p	Stalock	17,388
66	3/3	NSH	3-1	W			33-26-7	73	5th/9th	19,22,11	Stalock	17,242
67	3/5	@ SJ	3-2	W			34-26-7	75	4th/7th	20,27,11	Stalock	14,517
68	3/7	@ LA	3-7	L			34-27-7	75	4th/7th	17,46,19	Stalock	16,082
69	3/8	@ ANA	5-4	W	OT		35-27-7	77	4th/7th	36,22p,49,27,22p	Dubnyk	15,958
70	3/12	VGK								GAME CANCELLED DUE TO COVID-19		
71	3/14	@ PHI								GAME CANCELLED DUE TO COVID-19		
72	3/15	NSH								GAME CANCELLED DUE TO COVID-19		
73	3/17	CHI								GAME CANCELLED DUE TO COVID-19		
74	3/19	@ CHI								GAME CANCELLED DUE TO COVID-19		
75	3/20	@ WPG								GAME CANCELLED DUE TO COVID-19		
76	3/23	COL								GAME CANCELLED DUE TO COVID-19		
77	3/26	NJ								GAME CANCELLED DUE TO COVID-19		
78	3/28	BUF								GAME CANCELLED DUE TO COVID-19		
79	3/29	@ STL								GAME CANCELLED DUE TO COVID-19		
80	3/31	@ NYI								GAME CANCELLED DUE TO COVID-19		
81	4/2	@ WSH								GAME CANCELLED DUE TO COVID-19		
82	4/4	@ NSH								GAME CANCELLED DUE TO COVID-19		



2018-19 MINNESOTA WILD

2018-19 GAME-BY-GAME



#	POS	PLAYER	GP	TOI/G	G	A	PTS	+/-	PIM	PP	SH	GW	SOG	SH%
11	LW	ZACH PARISE	74	18:40	28	33	61	-2	26	10	0	5	229	12.2
12	C	ERIC STAAL	81	18:08	22	30	52	-7	34	7	0	6	215	10.2
20	D	RYAN SUTER	82	26:42	7	40	47	-8	41	3	1	2	136	5.2
46	D	JARED SPURGEON	82	24:09	14	29	43	-1	20	4	0	0	152	9.2
16	RW	JASON ZUCKER	81	17:05	21	21	42	-9	28	7	0	5	214	9.8
9	C	MIKKO KOIVU	48	18:18	8	21	29	-2	22	2	0	0	89	9.0
18	LW	JORDAN GREENWAY*	81	13:38	12	12	24	-12	29	0	0	0	109	11.0
24	D	MATT DUMBA	32	23:23	12	10	22	-5	21	6	0	1	93	12.9
17	LW	MARCUS FOLIGNO	82	11:58	7	12	19	-1	55	0	0	0	91	7.7
25	D	JONAS BRODIN	82	20:33	4	14	18	-15	30	0	1	2	111	3.6
19	C	LUKE KUNIN*	49	15:53	6	11	17	-9	27	0	0	1	88	6.8
6	LW	RYAN DONATO*	22	15:33	4	12	16	-4	4	0	0	1	64	6.3
21	C	ERIC FEHR	72	11:03	7	8	15	-8	30	0	0	0	67	10.5
14	C	JOEL ERIKSSON EK	58	13:30	7	7	14	-7	20	0	0	2	111	6.3
23	RW	J.T. BROWN	56	9:10	3	5	8	0	29	0	0	0	56	5.4
22	RW	KEVIN FIALA	19	17:38	3	4	7	-12	10	1	0	1	43	7.0
29	D	GREG PATERYN	80	17:07	1	6	7	-11	41	0	0	0	100	1.0
36	D	NICK SEELER*	71	12:20	2	5	7	-4	64	0	0	1	67	3.0
26	RW	PONTUS ABERG	22	12:52	1	5	6	-4	6	0	0	0	27	3.7
77	D	BRAD HUNT	29	14:46	3	2	5	-5	6	3	0	0	47	6.4
49	C	VICTOR RASK	23	12:11	2	1	3	-1	4	0	0	0	30	6.7
44	D	MATT BARTKOWSKI	2	10:42	1	0	1	2	0	0	0	0	2	50.0
37	C	KYLE RAU	6	7:01	0	1	1	0	0	0	0	0	6	0.0
10	RW	MATT READ	12	11:45	1	0	1	-2	2	0	0	0	13	7.7
47	D	LOUIE BELPEDIO*	2	13:08	0	0	0	0	0	0	0	0	0	-
2	D	ANTHONY BITETTO	18	13:11	0	0	0	-8	4	0	0	0	15	0.0
39	D	NATE PROSSER	15	10:13	0	0	0	1	2	0	0	0	10	0.0
7	C	NICO STURM*	2	12:47	0	0	0	0	0	0	0	0	7	0.0

#	GOALTENDER	GP	W	L	OT	SA	GA	GAA	SV	SV%	SO	A	PIM	MIN
40	DEVAN DUBNYK	67	31	28	6	1877	163	2.54	1714	.913	2	2	2	3,855
32	ALEX STALOCK	21	6	8	3	525	53	2.99	472	.899	0	4	4	1,065


* Rookie

GAME	DATE	OPPONENT	RESULT	W	L	OT	RECORD	PTS	DIVISION/ CONF. RANK	WILD GOALS (BY #)	WILD GOALTENDERS	ATT.
1	10/4	@ COL	1-4		L		0-1-0	0	t-6th/t-8th	11	Dubnyk	*18,086
2	10/6	VGK	1-2		L	SO	0-1-1	1	t-6th/t-11th	24	Dubnyk	*19,077
3	10/11	CHI	4-3	W		OT	1-1-1	3	t-6th/t-11th	12,16,20s,16	Dubnyk	*18,652
4	10/13	CAR	4-5		L	OT	1-1-2	4	t-5th/t-10th	3p,46,16p,64	Dubnyk	*18,715
5	10/15	@ NSH	2-4		L		1-2-2	4	t-6th/t-11th	24p,9	Stalock	*17,165
6	10/16	ARI	2-1	W			2-2-2	6	t-5th/t-7th	64,12	Dubnyk	*18,795
7	10/19	@ DAL	3-1	W			3-2-2	8	t-4th/t-5th	24,20,11	Dubnyk	*18,346
8	10/20	TB	5-4	W		OT	4-2-2	10	t-4th/t-5th	3,17,11,16,64	Stalock	*19,080
9	10/25	LA	4-1	W			5-2-2	12	5th/t-5th	21,25,64s,9	Dubnyk	*18,778
10	10/27	COL	3-2	W			6-2-2	14	t-4th/t-4th	64,12p,25s	Dubnyk	*19,093
11	10/29	@ VAN	2-5		L		6-3-2	14	5th/t-5th	18,20p	Dubnyk	*16,546
12	10/30	@ EDM	4-3	W			7-3-2	16	t-2nd/t-2nd	11p,46,12p,64p	Stalock	*18,347
13	11/3	@ STL	5-1	W			8-3-2	18	2nd/t-3rd	12,36,23,24,21	Dubnyk	*17,767
14	11/6	@ SJ	3-4		L		8-4-2	18	2nd/5th	11p,46,24	Dubnyk	*15,853
15	11/8	@ LA	3-1	W			9-4-2	20	2nd/3rd	22p,11,64s	Dubnyk	*17,621
16	11/9	@ ANA	5-1	W			10-4-2	22	2nd/2nd	18,16,64,25,64	Stalock	*16,464
17	11/11	@ STL	3-2	W			11-4-2	24	2nd/2nd	11,14,64	Dubnyk	*16,735
18	11/13	WSH	2-5		L		11-5-2	24	2nd/2nd	9,24p	Dubnyk	*19,101
19	11/15	VAN	6-2	W			12-5-2	26	2nd/2nd	3,9p,22p,12,24,16	Dubnyk	*19,014
20	11/17	BUF	2-3		L		12-6-2	26	2nd/2nd	11,24p	Dubnyk	*18,947
21	11/18	@ CHI	1-3		L		12-7-2	26	2nd/2nd	11p	Stalock	*21,373
22	11/21	OTT	6-4	W			13-7-2	28	2nd/2nd	18,24p,12p,24,12,21	Dubnyk/Stalock	*19,035
23	11/23	WPG	4-2	W			14-7-2	30	2nd/2nd	22,21,12,11	Stalock	*19,116
24	11/27	ARI	3-4		L		14-8-2	30	3rd/3rd	3,11p,16	Dubnyk	*18,706
25	11/29	@ CBJ	2-4		L		14-9-2	30	t-3rd/t-3rd	64,11	Dubnyk	*15,210
26	12/1	TOR	3-5		L		14-10-2	30	5th/8th	12,18,16	Dubnyk	*19,107
27	12/4	@ VAN	3-2	W			15-10-2	32	5th/7th	11p,20p,16p	Dubnyk	*17,122
28	12/6	@ CGY	0-2		L		15-11-2	32	5th/9th		Stalock	*17,690
29	12/7	@ EDM	2-7		L		15-12-2	32	5th/t-9th	17,22	DUBNYK/Stalock	*18,347
30	12/11	MTL	7-1	W			16-12-2	34	5th/10th	22,24p,3s,12,46p,24p,11p	Dubnyk	*18,681
31	12/13	FLA	5-1	W			17-12-2	36	4th/9th	22,22,12,11,25	Dubnyk	*18,714
32	12/15	CGY	1-2		L		17-13-2	36	4th/t-9th	18	Dubnyk	*18,882
33	12/18	SJ	0-4		L		17-14-2	36	5th/10th		Dubnyk	*18,870
34	12/20	@ PIT	1-2		L		17-15-2	36	5th/11th	18	Dubnyk	*18,435
35	12/22	DAL	1-2		L	OT	17-15-3	37	5th/11th	16	Dubnyk	*19,074
36	12/27	@ CHI	2-5		L		17-16-3	37	5th/11th	11,12	DUBNYK/Stalock	*21,735
37	12/29	@ WPG	3-1	W			18-16-3	39	5th/t-10th	44,3,21	Dubnyk	*15,321
38	12/31	PIT	2-3		L		18-17-3	39	5th/t-10th	9p,11	Dubnyk	*19,163
39	1/3	@ TOR	4-3	W			19-17-3	41	5th/t-10th	3,9,46,11	Dubnyk	*19,244
40	1/5	@ OTT	4-3	W			20-17-3	43	5th/10th	46,18,46,11	Dubnyk	*14,424
41	1/7	@ MTL	1-0	W			21-17-3	45	5th/t-8th	64	Dubnyk	*20,601
42	1/8	@ BOS	0-4		L		21-18-3	45	5th/t-8th		Stalock	*17,565
43	1/10	WPG	3-2	W			22-18-3	47	5th/8th	18,16p,16	Dubnyk	*19,072
44	1/12	DET	2-5		L		22-19-3	47	5th/8th	19,22p	Dubnyk	*19,087
45	1/14	@ PHI	4-7		L		22-20-3	47	5th/t-8th	16p,14,17,20	DUBNYK/Stalock	*19,123
46	1/15	LA	3-2	W		SO	23-20-3	49	5th/8th	22,12	Stalock	*19,017
47	1/17	ANA	0-3		L		23-21-3	49	5th/t-8th		STALOCK/Dubnyk	*18,907
48	1/19	CBJ	2-1	W			24-21-3	51	5th/t-8th	18,11	Dubnyk	*19,054
49	1/21	@ VGK	4-2	W			25-21-3	53	3rd/6th	17,12,3,9	Dubnyk	*18,328
50	1/23	@ COL	5-2	W			26-21-3	55	3rd/6th	12,46,12p,3,20p	Dubnyk	*17,310
51	2/1	@ DAL	1-3		L		26-22-3	55	4th/7th	77p	Dubnyk	*18,124
52	2/2	CHI	4-3		L	OT	26-22-4	56	4th/t-7th	16p,9,49	Stalock	*19,114
53	2/5	@ BUF	4-5		L	SO	26-22-5	57	4th/7th	46,46,3,11	Dubnyk	*16,847
54	2/7	EDM	1-4		L		26-23-5	57	4th/7th	14	Dubnyk	*18,904
55	2/9	@ NJ	4-2	W			27-23-5	59	4th/7th	17,11p,14,19	Dubnyk	*15,783
56	2/10	@ NYI	1-2		L		27-24-5	59	t-4th/t-7th	64p	Dubnyk	*13,835
57	2/12	PHI	4-5		L		27-25-5	59	5th/8th	11p,19,19,46	Dubnyk	*18,607
58	2/15	NJ	4-5		L		27-26-5	60	5th/8th	77p,14,36,64	Dubnyk	*19,041
59	2/17	STL	0-4		L		27-26-6	60	5th/8th		Stalock	*19,102
60	2/19	ANA	0-4		L		27-27-6	60	5th/8th		Dubnyk	*18,533
61	2/21	@ NYR	4-1	W			28-27-6	62	5th/8th	46p,64,11,18	Dubnyk	*17,271
62	2/22	@ DET	3-2	W			29-27-6	64	5th/8th	19,18,12p	Dubnyk	*19,515
63	2/24	STL	2-1	W		OT	30-27-6	66	5th/8th	16,6	Dubnyk	*18,645
64	2/26	@ WPG	3-2	W			31-27-6	68	4th/7th	77p,16p,14	Dubnyk	*15,321
65	3/2	@ CGY	4-2	W			32-27-6	70	5th/8th	12,10,20,6	Dubnyk	*19,289
66	3/3	NSH	2-3		L	SO	32-27-7	71	t-4th/t-7th	21,16	Stalock	*18,885
67	3/5	@ NSH	4-5		L	SO	32-27-8	72	t-4th/t-7th	22,26,21,22	Dubnyk	*17,668
68	3/7	@ TB	3-0	W			33-27-8	74	5th/8th	16,16,16	Dubnyk	*19,092
69	3/8	@ FLA	2-6		L		33-28-8	74	5th/8th	23,17	DUBNYK/Stalock	*12,388
70	3/11	SJ	0-3		L		33-29-8	74	5th/8th		Dubnyk	*18,907
71	3/14	DAL	1-4		L		33-30-8	74	5th/9th	16p	Dubnyk	*18,919
72	3/16	NYR	5-2	W			34-30-8	76	5th/9th	6,6,12,46p,23	Dubnyk	*18,844
73	3/17	NYI	2-3		L	OT	34-30-9	77	5th/9th	11p,46p	Stalock	*18,696
74	3/19	COL	1-3		L		34-31-9	77	5th/9th	11p	Dubnyk	*18,785
75	3/22	@ WSH	2-1	W			35-31-9	79	5th/8th	18,19	Dubnyk	*18,506
76	3/23	@ CAR	5-1		L		35-32-9	79	6th/t-9th	12p	Dubnyk	*16,751
77	3/25	NSH	0-1		L		35-33-9	79	6th/t-9th		Dubnyk	*18,833
78	3/29	@ VGK	3-2	W			36-33-9	81	6th/10th	29,12p,22p	Dubnyk	*18,492
79	3/31	@ ARI	0-4		L		36-34-9	81	6th/10th		Dubnyk	*17,431
80	4/2	WPG	5-1	W			37-34-9	83	6th/10th	11,11,49,14,17	Dubnyk	*18,590
81	4/4	BOS	0-3		L		37-35-9	83	6th/10th		Stalock	*19,074
82	4/6	@ DAL	0-3		L		37-36-9	83	7th/11th		Stalock	*18,532



2017-18 MINNESOTA WILD

2017-18 GAME-BY-GAME



#	POS	PLAYER	GP	TOI/G	G	A	PTS	+/-	PIM	PP	SH	GW	SOG	SH%
12	C	ERIC STAAL	82	17:48	42	34	76	8	42	11	2	4	241	17.4
64	RW	MIKAEL GRANLUND	77	18:46	21	46	67	13	18	7	1	2	193	10.9
16	LW	JASON ZUCKER	82	16:57	33	31	64	8	44	7	1	7	222	14.9
20	D	RYAN SUTER	78	26:46	6	45	51	-1	34	1	0	2	149	4.0
24	D	MATT DUMBA	82	18:29	14	36	50	15	41	2	0	4	176	8.0
9	C	MIKKO KOIVU	82	18:29	14	31	45	9	46	3	0	2	170	8.2
3	C	CHARLIE COYLE	66	16:31	11	26	37	8	18	0	1	1	117	9.4
46	D	JARED SPURGEON	61	24:32	9	28	37	-6	8	3	0	2	110	8.2
22	RW	NIMO NIEDERREITER	63	16:31	18	14	32	14	36	7	0	4	133	13.5
11	LW	ZACH PARISE	42	17:04	15	9	24	0	14	2	0	4	119	12.6
17	LW	MARCUS FOLIGNO	77	10:51	8	15	23	2	72	1	0	2	79	10.1
26	LW	DANIEL WINNIK	81	13:34	6	17	23	5	27	0	0	0	82	7.3
7	C	MATT CULLEN	79	11:53	11	11	22	-1	20	0	0	1	104	10.6
63	LW	TYLER ENNIS	73	11:58	8	14	22	-1	12	2	0	3	115	7.0
25	D	JONAS BRODIN	73	21:36	6	15	21	23	30	0	0	1	77	7.8
14	C	JOEL ERIKSSON EK*	75	12:46	6	10	16	2	22	0	0	0	124	4.8
39	D	NATE PROSSER	56	13:27	3	6	9	8	19	0	1	1	27	11.1
23	D	KYLE OLOFSSON*	41	12:46	0	8	8	0	14	0	0	0	22	0.0
59	RW	ZACK MITCHELL*	23	10:32	3	2	5	-2	4	1	0	1	17	17.6
6	D	RYAN MURPHY	21	19:00	2	3	5	8	16	1	0	0	25	8.0
19	C	LUKE KUNIN*	19	12:58	2	2	4	-3	13	0	1	0	32	6.3
36	D	NICK SEELER*	22	14:32	0	4	4	10	21	0	0	0	17	0.0
47	D	LOUIE BELPEDIO*	1	15:47	0	2	2	1	0	0	0	0	0	0.0
41	C	LANDON FERRARO	2	4:25	1	0	1	1	0	0	0	0	3	33.3
18	LW	JORDAN GREENWAY*	6	11:26	0	1	1	0	0	0	0	0	4	0.0
37	C	KYLE RAU*	3	11:01	0	1	1	0	0	0	0	0	4	0.0
82	C	JUSTIN KLOOS*	1	8:39	0	0	0	0	2	0	0	0	0	0.0
18	C	CAL O'REILLY	1	8:16	0	0	0	0	0	0	0	0	1	0.0
60	D	CARSON SOUCY*	3	14:50	0	0	0	-2	2	0	0	0	4	0.0


#	GOALTENDER	GP	W	L	OT	SA	GA	GAA	SV	SV%	SO	A	PIM	MIN
40	DEVAN DUBNYK	60	35	16	7	1769	145	2.52	1624	.918	5	3	12	3,450
32	ALEX STALOCK	28	23	10	10	787	71	2.85	716	.910	1	0	0	1,495

* Rookie

GAME	DATE	OPPONENT	RESULT	W	L	OT	RECORD	PTS	DIVISION/ CONF. RANK	WILD GOALS (BY #)	WILD GOALTENDERS	ATT.
1	10/5	@ DET	2-4		L		0-1-0	0	6th/12th	14,10	Dubnyk	19,515
2	10/7	@ CAR	4-5		L	SO	0-1-1	1	4th/1-10th	16p,10,12,9	Stalock	*18,680
3	10/12	@ CHI	5-2	W			1-1-1	3	6th/1-10th	12,10,16p,10,9	Dubnyk	*21,386
4	10/14	CBJ	4-5		L	OT	1-1-2	4	t-6th/1-10th	12,63p,41,63p	Dubnyk	*19,064
5	10/20	@ WPG	3-4	L			1-2-2	4	7th/1-13th	10,9,17p	Dubnyk	*15,321
6	10/21	@ CGY	4-2	W			2-2-2	6	7th/1-12th	10p,20,46,26	Stalock	18,436
7	10/24	VAN	0-1	L			2-3-2	6	7th/13th		Dubnyk	*18,694
8	10/26	NYI	6-4	W			3-3-2	8	7th/1-12th	17,16,12s,19s,59,25	Dubnyk	*18,824
9	10/28	PIT	2-1	W			4-3-2	10	t-6th/1-10th	26,9	Dubnyk	*19,064
10	10/31	WPG	1-2	L			4-4-2	10	7th/13th	19	Stalock	*18,814
11	11/2	MTL	6-3	W			5-4-2	12	t-6th/1-12th	7,22,63,20,46p,17	Dubnyk	*18,924
12	11/4	CHI	0-2	L			5-5-2	12	7th/13th		Dubnyk	*19,218
13	11/6	@ BOS	3-5	L			5-6-2	12	7th/13th	22,64,12s	DUBNYK/Stalock	*17,565
14	11/8	@ TOR	2-4	L			5-7-2	12	7th/13th	16,16p	Dubnyk	*19,049
15	11/9	@ MTL	3-0	W			6-7-2	14	7th/13th	16s,16,16	Dubnyk	*21,302
16	11/11	@ PHI	1-0	W			7-7-2	16	7th/13th	16	Dubnyk	19,309
17	11/14	PHI	3-0	W			8-7-2	18	t-5th/1-10th	22,12,16	Dubnyk	*18,768
18	11/16	NSH	6-4	W			9-7-2	20	t-4th/1-6th	24,22p,20,12p,16,46	Dubnyk	*18,888
19	11/18	@ WSH	1-3	L			9-8-2	20	6th/1-10th	22p	Stalock	*18,506
20	11/20	NJ	3-4	L	OT		9-8-3	21	t-5th/1-9th	22p,64p,64	Dubnyk	*19,048
21	11/22	@ BUF	5-4	W			10-8-3	23	t-4th/1-8th	63,64,22p,22,64p	Dubnyk	17,418
22	11/24	COL	3-2	W	SO		11-8-3	25	4th/1-6th	16,22p	Stalock	*19,084
23	11/25	@ STL	3-6	L			11-9-3	25	t-4th/1-9th	3s,59p,12p	Dubnyk	18,610
24	11/27	@ WPG	2-7	L			11-10-3	25	t-5th/1-10th	16,10	Stalock	*15,321
25	11/30	VOK	4-2	W			12-10-3	27	6th/11th	64,25,12,12	Dubnyk	*19,084
26	12/2	STL	2-1	W	OT		13-10-3	29	t-5th/1-9th	20,24	Dubnyk	*19,107
27	12/5	@ LA	2-5	L			13-11-3	29	t-5th/1-9th	3,63	Dubnyk	*18,230
28	12/8	@ ANA	3-2	W	OT		14-11-3	31	t-5th/1-10th	16,59,24	Dubnyk	16,471
29	12/10	@ SJ	4-2	W	OT		15-11-3	33	t-4th/1-8th	6p,12,12,22	Stalock	17,205
30	12/12	CGY	2-1	W	SO		16-11-3	35	t-4th/1-6th		Dubnyk/Stalock	*18,767
31	12/14	TOR	2-0	W			17-11-3	37	t-4th/1-6th	63,64	Stalock	*18,857
32	12/16	EDM	2-3	L			17-12-3	37	t-4th/1-7th	24,24	Stalock	*19,034
33	12/17	@ CHI	1-4	L			17-13-3	37	6th/1-9th	24	Stalock	*21,813
34	12/19	@ OTT	6-4	W			18-13-3	39	t-4th/1-6th	12,10,9,39,25,12p	Stalock	13,804
35	12/22	@ FLA	2-4	L			18-14-3	39	t-5th/1-8th	20p,26	Stalock	13,259
36	12/23	@ TB	0-3	L			18-15-3	39	t-5th/1-9th		Stalock	*19,092
37	12/27	DAL	4-2	W			19-15-3	41	5th/8th	46,12,64p,16	Stalock	*19,107
38	12/29	NSH	4-2	W			20-15-3	43	5th/8th	64,64p,24,64	Dubnyk	*19,147
39	12/30	@ NSH	0-3	L			20-16-3	43	5th/9th		Stalock	*17,459
40	1/2	FLA	5-1	W			21-16-3	45	5th/9th	7,7,12,12,3	Dubnyk	*19,029
41	1/4	BUF	6-2	W			22-16-3	47	5th/1-7th	22,26,22p,22,9,3	Dubnyk	*19,017
42	1/6	@ COL	2-7	L			22-17-3	47	t-5th/1-8th	12,12p	Dubnyk	*18,046
43	1/9	CGY	2-3	L	OT		22-17-4	48	t-5th/1-7th	64,46	Stalock	*19,011
44	1/10	@ CHI	2-1	W			23-17-4	50	5th/7th	25,20	Dubnyk	*21,721
45	1/13	WPG	4-1	W			24-17-4	52	4th/1-6th	64p,16,24,24	Dubnyk	*19,207
46	1/14	VAN	2-3	L	OT		24-17-5	53	4th/1-6th	16p,26	Dubnyk	*18,927
47	1/20	TB	5-3	W			25-17-5	55	t-5th/1-7th	46p,11,39,17,16	Dubnyk	*19,007
48	1/22	OTT	3-1	W			26-17-5	57	t-5th/1-7th	11,16,64p	Stalock	*18,907
49	1/25	@ PIT	3-6	L			26-18-5	57	t-5th/1-8th	12,64p,25	DUBNYK/Stalock	*18,453
50	1/30	@ CBJ	3-2	W	SO		27-18-5	59	5th/1-6th	16p,3	Dubnyk	17,734
51	2/2	VGK	5-2	W			28-18-5	61	5th/7th	12p,3,63,46p,12	Dubnyk	*19,057
52	2/3	@ DAL	1-6	L			28-19-5	61	5th/1-7th	16	STALOCK/Dubnyk	*18,532
53	2/6	@ STL	6-2	W			29-19-5	63	5th/7th	22,17,9p,16,24,12p	Dubnyk	17,821
54	2/8	ARI	3-4	L	OT		29-19-6	64	5th/1-6th	12,7,4	Dubnyk	*18,816
55	2/10	CHI	3-0	W			30-19-6	66	5th/1-6th	3,9p,3	Dubnyk	*19,227
56	2/13	NYR	3-2	W			31-19-6	68	5th/1-6th	12,11,17	Dubnyk	*18,887
57	2/15	WSH	2-5	L			31-20-6	68	5th/1-7th	22,12p	Dubnyk	*19,027
58	2/17	ANA	2-3	L	SO		31-20-7	69	5th/1-7th	9,16	Dubnyk	*19,192
59	2/19	@ NYI	5-3	W			32-20-7	71	5th/1-7th	14,7,16,63,16	Dubnyk	15,342
60	2/22	@ NJ	4-2	W			33-20-7	73	4th/1-6th	4,14,10,12	Stalock	13,316
61	2/23	@ NYR	4-1	W			34-20-7	75	3rd/4th	64,12,12p,64	Dubnyk	*18,006
62	2/25	SJ	3-2	W	OT		35-20-7	77	3rd/4th	7,12,46	Dubnyk	*19,105
63	2/27	STL	8-3	W			36-20-7	79	3rd/4th	16p,64,64,12p,9,46,12,12	Dubnyk	*19,261
64	3/1	@ ARI	3-5	L			36-21-7	79	3rd/4th	11,9p,7	Stalock	10,904
65	3/2	@ COL	1-7	L			36-22-7	79	3rd/1-4th	9	DUBNYK/Stalock	17,325
66	3/4	DET	4-1	W			37-22-7	81	3rd/4th	12p,11,16,16	Dubnyk	*19,037
67	3/6	CAR	6-2	W			38-22-7	83	3rd/4th	12p,22,11p,26,12,7	Dubnyk	*19,017
68	3/9	@ VAN	5-2	W			39-22-7	85	3rd/4th	11,7,12,3,17	Dubnyk	17,918
69	3/10	@ EDM	1-4	L			39-23-7	85	3rd/4th	3	Dubnyk	*18,347
70	3/13	COL	1-5	L			39-24-7	85	3rd/4th	9	Dubnyk	*19,171
71	3/16	@ VGK	4-2	W			40-24-7	87	3rd/1-4th	16,3,24,11	Stalock	*18,295
72	3/17	@ ARI	3-1	W			41-24-7	89	3rd/1-4th	22p,17,12	Dubnyk	13,735
73	3/19	LA	3-4	L	OT		41-24-8	90	3rd/4th	11,12,14	Dubnyk	*19,081
74	3/24	NSH	4-1	W			42-24-8	92	3rd/5th	14,22,16,11	Dubnyk	*19,303
75	3/25	BOS	1-2	L	OT		42-24-9	93	3rd/5th	9	Stalock	*19,183
76	3/27	@ NSH	1-2	L	SO		42-24-10	94	3rd/5th	12	Dubnyk	*17,424
77	3/29	DAL	5-2	W			43-24-10	96	3rd/5th	64s,24p,11,16p,11	Dubnyk	*19,350
78	3/31	@ DAL	1-4	L			43-25-10	96	3rd/5th	11p	Dubnyk	*18,532
79	4/2	EDM	3-0	W			44-25-10	98	3rd/1-4th	11,11,14	Dubnyk	*19,189
80	4/4	@ ANA	1-3	L			44-26-10	98	3rd/1-4th	24p	Dubnyk	*17,495
81	4/5	@ LA	4-5	L	OT		44-26-11	99	3rd/5th	6,24,12,39s	Stalock	*18,230
82	4/7	@ SJ	6-3	W			45-26-11	101	3rd/1-4th	25,7,64,16,16,12	Dubnyk	*17,562



2016-17 MINNESOTA WILD



#	POS	PLAYER	GP	TOI/G	G	A	PTS	+/-	PIM	PP	SH	GW	SOG	SH%
64	C	MIKAEL GRANLUND	81	18:49	26	43	69	23	12	7	3	4	177	14.7
12	C	ERIC STAAL	82	18:36	28	37	65	17	34	4	1	8	211	13.3
9	C	MIKKO KOIVU	80	19:07	18	40	58	27	34	2	0	4	139	12.9
22	RW	NINO NIEDERREITER	82	15:04	25	32	57	17	53	8	0	3	186	13.4
3	C	CHARLIE COYLE	82	16:42	18	38	56	13	36	4	0	5	159	11.3
29	RW	JASON POMINVILLE	78	14:14	13	34	47	2	4	0	0	2	176	7.4
16	LW	JASON ZUCKER	79	15:17	22	25	47	34	30	1	0	3	172	12.8
11	LW	ZACH PARISE	69	17:26	19	23	42	-3	30	6	0	4	194	9.8
20	D	RYAN SUTER	82	26:55	9	31	40	34	36	4	1	1	164	5.5
46	D	JARED SPURGEON	76	24:02	10	28	38	33	20	1	0	2	144	6.9
24	D	MATT DUMBA	76	20:20	11	23	34	15	59	6	0	1	131	8.4
56	C	ERIK HAULA	72	13:49	15	11	26	5	28	1	0	4	134	11.2
25	D	JONAS BRODIN	68	19:34	3	22	25	5	20	2	0	2	85	3.5
7	RW	CHRIS STEWART	79	10:23	13	8	21	3	94	0	0	0	82	15.9
19	C	MARTIN HANZAL	20	15:31	4	9	13	-2	10	1	0	0	43	9.3
6	D	MARCO SCANDELLA	71	18:20	4	9	13	-2	25	0	0	0	88	4.5
10	C	JORDAN SCHROEDER	37	9:47	6	7	13	5	0	0	0	0	37	16.2
44	C	TYLER GAOVAC	52	9:50	7	2	9	7	10	0	0	2	48	14.6
5	D	CHRISTIAN FOLIN	51	14:56	2	6	8	10	26	0	0	0	39	5.1
14	C	JOEL ERIKSSON EK*	15	10:37	3	4	7	1	4	0	0	1	15	20.0
39	D	NATE PROSSER	39	12:44	2	5	7	0	12	0	0	0	20	10.0
23	D	GUSTAV OLOFSSON*	13	13:29	0	3	3	-1	2	0	0	0	7	0.0
21	C	RYAN WHITE	19	9:57	2	1	3	-8	14	0	0	0	17	11.8
47	C	CHRISTOPH BERTSCHY*	5	8:08	0	1	1	0	4	0	0	0	5	0.0
63	RW	KURTIS GABRIEL*	13	5:49	0	1	1	0	29	0	0	0	3	0.0
4	D	MIKE REILLY*	17	12:23	1	0	1	1	2	0	0	0	19	5.3
42	C	PATRICK CANNONE*	3	7:53	0	0	0	0	0	0	0	0	2	0.0
59	RW	ZACK MITCHELL*	11	8:26	0	0	0	-1	0	0	0	0	10	0.0
53	RW	ALEX TUCH*	6	10:42	0	0	0	-3	0	0	0	0	8	0.0
#	GOALTENDER	GP	W	L	OT	SA	GA	GAA	SV	SV%	SO	A	PIM	MIN
40	DEVAN DUBNYK	65	40	19	5	1842	141	2.25	1701	.923	5	0	10	3,758
35	DARCY KUEMPER	18	17	8	5	562	55	3.13	507	.902	0	1	4	1,053
32	ALEX STALOCK	2	1	1	0	54	3	1.51	51	.944	0	0	0	119

* Rookie


2016-17 GAME-BY-GAME



GAME	DATE	OPPONENT	RESULT	W	L	OT	RECORD	PTS	DIVISION/ CONF. RANK	WILD GOALS (BY #)	WILD GOALTENDERS	ATT.
1	10/13	@ STL	2-3		L		0-1-0	0	t-4th/t-6th	20.3	Dubnyk	*19,673
2	10/15	WPG	4-3	W			1-1-0	2	t-2nd/t-5th	7.24p,12.25	Dubnyk	*19,024
3	10/18	LA	6-3	W			2-1-0	4	t-2nd/t-5th	56.29,3p,9.17,46	Kuemper	*18,644
4	10/20	TOR	3-2	W			3-1-0	6	t-2nd/t-4th	12.27,12	Dubnyk	*18,968
5	10/22	@ NJ	1-2		L	OT	3-1-1	7	t-1st/t-3rd	14	Dubnyk	*16,514
6	10/23	@ NYI	3-6		L		3-2-1	7	2nd/4th	11.11,22	Kuemper	11,583
7	10/25	@ BOS	5-0	W			4-2-1	9	t-1st/t-2nd	3.7,20p,16.29	Dubnyk	*17,565
8	10/27	@ BUF	4-0	W			5-2-1	11	1st/2nd	14.16,20.9	Dubnyk	18,122
9	10/29	DAL	4-0	W			6-2-1	13	1st/2nd	64s,22.12p,44	Dubnyk	*19,031
10	11/1	BUF	1-2		L		6-3-1	13	t-1st/t-2nd	64p	Dubnyk	*18,864
11	11/5	@ COL	0-1		L		6-4-1	13	3rd/5th		Dubnyk	16,256
12	11/10	@ PIT	4-2	W			7-4-1	15	t-3rd/t-6th	3p,22.12,29	Dubnyk	*18,458
13	11/12	@ PHI	2-3		L		7-5-1	15	t-4th/t-7th	22.64	Dubnyk	19,591
14	11/13	@ OTT	1-2	W		OT	8-5-1	17	t-3rd/t-5th	20s,24	Kuemper	14,265
15	11/15	CGY	0-1		L		8-6-1	17	t-4th/t-7th		Dubnyk	*19,048
16	11/17	BOS	1-0	W			9-6-1	19	t-4th/t-5th	64	Dubnyk	*18,774
17	11/19	COL	2-3		L		9-7-1	19	t-4th/t-6th	3p,44	Dubnyk	*19,238
18	11/21	@ DAL	2-3		L	OT	9-7-2	20	t-4th/t-8th	22p,56	Kuemper	*18,532
19	11/23	WPG	3-1	W			10-7-2	22	3rd/t-6th	9.25p,11	Dubnyk	*19,022
20	11/25	PIT	2-6	W			11-7-2	24	3rd/5th	3,22p,3.11p,64,22p	Dubnyk	*19,212
21	11/26	@ STL	3-4		L	SO	11-7-3	25	3rd/t-4th	9.56,3	Dubnyk	*19,396
22	11/29	@ VAN	4-5		L		11-8-3	25	t-3rd/t-6th	29.29,16.56	Kuemper	17,917
23	12/2	@ CGY	2-3		L	SO	11-8-4	26	3rd/t-7th	7.9	Dubnyk	18,390
24	12/4	@ EDM	2-1	W		OT	12-8-4	28	t-3rd/t-6th	3.9	Dubnyk	18,347
25	12/7	@ TOR	3-2	W			13-8-4	30	3rd/t-6th	16.7,12	Dubnyk	*18,944
26	12/9	EDM	3-2	W		SO	14-8-4	32	3rd/t-5th	24.16	Dubnyk	*19,019
27	12/11	STL	3-1	W			15-8-4	34	3rd/t-5th	24.22,64	Dubnyk	*18,363
28	12/13	FLA	5-1	W			16-8-4	36	t-2nd/t-2nd	11.56,12.9,16	Dubnyk	*18,754
29	12/15	@ NSH	5-2	W			17-8-4	38	t-2nd/t-2nd	25p,3.12,12.64	Dubnyk	*17,113
30	12/17	ARI	4-1	W			18-8-4	40	2nd/2nd	20p,44.7,12	Kuemper	*19,036
31	12/20	COL	2-0	W			19-8-4	42	2nd/2nd	3p,9	Dubnyk	*19,018
32	12/22	@ MTL	4-2	W			20-8-4	44	2nd/2nd	10.46,12s,16	Dubnyk	*21,288
33	12/23	@ NYR	7-4	W			21-8-4	46	2nd/2nd	64.9,22.6,16.24p,3	Kuemper	*18,006
34	12/27	@ NSH	3-2	W		OT	22-8-4	48	2nd/2nd	11p,7.46	Dubnyk	*17,141
35	12/29	NYI	6-4	W			23-8-4	50	2nd/2nd	6.17,46,10.56,64	Dubnyk	*19,252
36	12/31	CBJ	2-4		L		23-9-4	50	2nd/2nd	64p,16	Dubnyk	*19,307
37	1/5	@ SJ	5-4	W			24-9-4	52	2nd/2nd	12p,11.12,9.9	Dubnyk	*17,562
38	1/7	@ LA	3-4		L	OT	24-9-5	53	2nd/2nd	9.3,11p	Kuemper	*18,230
39	1/8	@ ANA	2-1	W			25-9-5	55	2nd/2nd	24p,46	Dubnyk	15,645
40	1/12	MTL	7-1	W			26-9-5	57	2nd/2nd	5.12,10.22,16p,20p,22	Dubnyk	*19,104
41	1/14	@ DAL	5-4	W			27-9-5	59	t-1st/t-1st	9.12,24.7,16	Kuemper	*18,532
42	1/15	@ CHI	3-2	W			28-9-5	61	1st/1st	22p,7.29	Dubnyk	*22,051
43	1/17	NJ	3-4		L		28-10-5	61	t-1st/t-1st	46p,16.56	Dubnyk	*19,051
44	1/19	ARI	4-3	W			29-10-5	63	1st/1st	12.22p,7.22p	Dubnyk	*19,027
45	1/21	ANA	5-3	W			30-10-5	65	1st/1st	56.16,56.20,16	Dubnyk	*19,288
46	1/22	NSH	2-4		L		30-11-5	65	t-1st/t-1st	64,29	Kuemper	*19,087
47	1/24	@ DAL	3-2	W		SO	31-11-5	67	1st/1st	29.9p	Dubnyk	17,877
48	1/26	STL	5-1	W			32-11-5	69	1st/1st	56.44,9p,22.64	Dubnyk	*19,064
49	1/31	@ EDM	5-2	W			33-11-5	71	1st/1st	44.16,11.44,7	Kuemper	18,347
50	2/1	@ CGY	1-5		L		33-12-5	71	1st/1st	16	Dubnyk	18,044
51	2/4	@ VAN	6-3	W			34-12-5	73	1st/1st	4.64,64s,11.9,64	Dubnyk	18,212
52	2/7	@ WPG	4-2	W			35-12-5	75	1st/1st	22.29,29.22	Dubnyk	*15,294
53	2/8	CHI	3-4		L	OT	35-12-6	76	1st/1st	46.11,56	Kuemper	*19,326
54	2/10	TB	2-1	W		SO	36-12-6	78	1st/1st	22p	Dubnyk	*19,178
55	2/12	DET	6-3	W			37-12-6	80	1st/1st	64p,22p,3.11,5,11p	Dubnyk	*19,141
56	2/14	ANA	0-1		L		37-13-6	80	1st/1st		Dubnyk	*19,047
57	2/16	DAL	3-1	W			38-13-6	82	1st/1st	20p,56.46	Kuemper	*19,084
58	2/18	NSH	5-2	W			39-13-6	84	1st/1st	64p,16.9,16.12	Dubnyk	*19,292
59	2/21	CHI	3-5		L		39-14-6	84	1st/1st	64p,11.64p	Dubnyk	*19,333
60	2/27	LA	5-4	W		OT	40-14-6	86	1st/1st	22.10,21.16,64	Dubnyk	*19,118
61	2/28	@ WPG	6-5	W			41-14-6	88	1st/1st	64.44,56p,6.21,16s	Kuemper/DUBNYK	*15,294
62	3/2	@ CBJ	0-1		L		41-15-6	88	1st/1st		Dubnyk	15,987
63	3/5	SJ	3-1	W			42-15-6	90	1st/1st	11p,12,12	Dubnyk	*19,168
64	3/7	STL	1-2		L		42-16-6	90	1st/1st	9	Dubnyk	*19,124
65	3/9	@ TB	1-4		L		42-17-6	90	1st/1st	6	Dubnyk	*19,092
66	3/10	@ FLA	7-4	W			43-17-6	92	1st/1st	16.12,29.12,11.64,3	Kuemper/DUBNYK	16,232
67	3/12	@ CHI	2-4		L		43-18-6	92	1st/1st	12.64	Dubnyk/KUEMPER	*22,147
68	3/14	@ WSH	2-4		L		43-19-6	92	2nd/2nd	24.12p	Dubnyk	*18,506
69	3/16	@ CAR	1-3		L		43-20-6	92	2nd/2nd	64s	Dubnyk	10,894
70	3/18	NYR	2-3		L		43-21-6	92	2nd/2nd	12.24p	Dubnyk	*19,337
71	3/19	@ WPG	4-5		L		43-22-6	92	2nd/2nd	3.64p,7.7	Dubnyk	*15,294
72	3/21	SJ	3-2	W			44-22-6	94	2nd/2nd	24p,19.3	Dubnyk	*19,104
73	3/23	PHI	1-3		L		44-23-6	94	2nd/2nd	11	Dubnyk	*19,004
74	3/25	VAN	2-4		L		44-24-6	94	2nd/2nd	20.12	Kuemper	*19,184
75	3/26	@ DET	2-3		L	OT	44-24-7	95	2nd/2nd	12.39	Dubnyk	*20,027
76	3/28	WSH	4-5		L	OT	44-24-8	96	2nd/2nd	29.19,46,12	Dubnyk	*19,188
77	3/30	OTT	5-1	W			45-24-8	98	2nd/2nd	22.22,14,24p,29	Stalock	*19,044
78	4/1	@ NSH	0-3		L		45-25-8	98	2nd/2nd		Stalock	*17,113
79	4/2	COL	5-2	W			46-25-8	100	2nd/2nd	19.46,56,11p,10	Dubnyk	*19,164
80	4/4	CAR	5-3	W			47-25-8	102	2nd/2nd	11,10.22,3.22	Dubnyk	*18,848
81	4/6	@ COL	4-3	W			48-25-8	104	2nd/2nd	16.39,22.64	Dubnyk	15,565
82	4/8	@ ARI	3-1	W			49-25-8	106	2nd/2nd	56.12p,1.9p	Kuemper	*17,490



2015-16 MINNESOTA WILD



#	POS	PLAYER	GP	TOI/G	G	A	PTS	+/-	PIM	PP	SH	GW	SOG	SH%
9	C	MIKKO KOIVU	82	19:56	17	39	56	6	40	10	1	2	141	12.1
11	LW	ZACH PARISE	70	19:18	25	28	53	-3	36	7	0	7	234	10.7
20	D	RYAN SUTER	82	28:36	8	43	51	10	30	3	1	2	188	4.3
64	C	MIKAEL GRANLUND	82	18:07	13	31	44	-12	20	2	1	3	160	8.1
22	RW	NINO NIEDERREITER	82	15:33	20	23	43	9	36	2	0	1	159	12.6
3	C	CHARLIE COYLE	82	17:18	21	21	42	1	16	2	0	4	140	15.0
26	LW	THOMAS VANEK	74	15:37	18	23	41	-10	22	6	0	5	146	12.3
29	RW	JASON POMINVILLE	75	16:22	11	25	36	10	12	3	0	2	187	5.9
56	C	ERIK HAULA	76	12:44	14	20	34	21	24	0	2	2	99	14.1
46	D	JARED SPURGEON	77	22:41	11	18	29	11	14	5	0	2	122	9.0
24	D	MATT DUMBA	81	16:50	10	16	26	1	38	6	0	3	152	6.6
16	LW	JASON ZUCKER	71	15:35	13	10	23	-4	20	0	1	1	158	8.2
6	D	MARCO SCANDELLA	73	20:42	5	16	21	6	22	2	0	0	126	4.0
14	RW	JUSTIN FONTAINE	60	11:51	5	11	16	3	20	0	0	1	54	9.3
18	LW	RYAN CARTER	60	11:08	7	5	12	-3	48	0	1	0	62	11.3
25	D	JONAS BRODIN	68	20:25	2	5	7	-5	18	0	0	0	58	3.4
7	LW	CHRIS PORTER	61	9:38	4	3	7	-6	6	0	0	0	45	8.9
4	D	MIKE REILLY*	29	12:05	1	6	7	-4	8	0	0	0	27	3.7
19	C	JARRET STOLL	51	11:16	3	3	6	-4	16	0	0	0	23	13.0
5	D	CHRISTIAN FOLIN	26	14:35	0	4	4	-1	11	0	0	0	14	0.0
10	C	JORDAN SCHROEDER	26	9:25	2	2	4	2	2	0	0	0	30	6.7
12	RW	DAVID JONES	16	11:09	2	1	3	1	0	0	0	0	17	11.8
39	D	NATE PROSSER	54	11:23	0	3	3	1	39	0	0	0	20	0.0
27	C	ZAC DALPE	2	10:15	1	0	1	0	0	0	0	0	3	33.3
47	C	CHRISTOPH BERTSCHY*	3	6:57	0	0	0	0	0	0	0	0	3	0.0
54	RW	BRETT BULMER	3	6:43	0	0	0	-1	7	0	0	0	2	0.0
63	RW	KURTIS GABRIEL*	3	4:30	0	0	0	1	10	0	0	0	1	0.0
44	C	TYLER GAOVAC*	2	11:37	0	0	0	-1	0	0	0	0	2	0.0
23	D	GUSTAV OLFSSON*	2	9:12	0	0	0	0	0	0	0	0	1	0.0
28	D	TYSON STRACHAN	2	7:33	0	0	0	1	0	0	0	0	0	0.0

#	GOALTENDER	GP	W	L	OT	SA	GA	GAA	SV	SV%	SO	A	PIM	MIN
40	DEVAN DUBNYK	67	32	26	6	1,829	150	2.33	1,679	0.918	5	0	8	3,861
35	DARCY KUEMPER	21	6	7	5	507	43	2.43	464	0.915	2	0	2	1,063

* Rookie


2015-16 GAME-BY-GAME



GAME	DATE	OPPONENT	RESULT	W	L	OT	RECORD	PTS	DIVISION/ CONF. RANK	WILD GOALS (BY #)	WILD GOALTENDERS	ATT.
1	10/8	@ COL	5-4 W				1-0-0	2	t-1st/t-1st	11,11,22,26,11p	Dubnyk	*18,007
2	10/10	STL	3-2 W				2-0-0	4	t-1st/t-1st	3,11p,3	Dubnyk	*19,096
3	10/15	@ ARI	4-3 W				3-0-0	6	t-1st/t-2nd	11p,26,9s,64	Dubnyk	12,029
4	10/16	@ LA	1-2 L			OT	3-0-1	7	3rd/t-4th	9p	Kuemper	*18,230
5	10/18	@ ANA	1-4 L				3-1-1	7	5th/7th	22	Dubnyk	16,784
6	10/22	CBJ	3-2 W				4-1-1	9	4th/4th	11,22,26p	Dubnyk	*18,650
7	10/24	ANA	3-0 W				5-1-1	11	t-3rd/t-3rd	24,26,18s	Dubnyk	*19,034
8	10/25	@ WPG	4-5 L				5-2-1	11	t-3rd/t-3rd	16,9p,14,11	Kuemper/DUBNYK	*15,294
9	10/27	EDM	4-3 W				6-2-1	13	t-2nd/t-2nd	20,6p,20,3	Dubnyk	*18,936
10	10/30	CHI	5-4 W				7-2-1	15	t-2nd/t-2nd	16,18,3,46p,22	Dubnyk	*19,140
11	10/31	@ STL	2-3 L			OT	7-2-2	16	t-3rd/t-3rd	16,56	Dubnyk	17,728
12	11/5	NSH	2-3 L				7-3-2	16	5th/t-5th	6p,24p	Dubnyk	*19,024
13	11/7	TB	1-0 W				8-3-2	18	t-3rd/t-3rd	46	Dubnyk	*19,066
14	11/10	WPG	5-3 W				9-3-2	20	t-3rd/t-3rd	22,26,56s,26,7	Dubnyk	*19,153
15	11/12	@ CAR	3-2 W			OT	10-3-2	22	3rd/3rd	16,26,16	Dubnyk	9,511
16	11/14	@ DAL	2-3 L			OT	10-3-3	23	t-2nd/t-2nd	22,6	Dubnyk	*18,532
17	11/17	@ PIT	3-4 L				10-4-3	23	4th/5th	64,46p,9p	Dubnyk	*18,495
18	11/19	@ BOS	2-4 L				10-5-3	23	t-4th/t-5th	16,10	Dubnyk	*17,565
19	11/21	NSH	4-0 W				11-5-3	25	t-3rd/t-4th	20p,64,25,26p	Dubnyk	*19,056
20	11/25	VAN	2-3 L				11-6-3	25	5th/7th	26p,3	Dubnyk	*18,877
21	11/27	WPG	1-3 L				11-7-3	25	5th/7th	18	Dubnyk	*19,055
22	11/28	DAL	3-4 L			OT	11-7-4	26	5th/8th	26,3,9	Kuemper	*19,024
23	12/1	@ CHI	2-1 W				12-7-4	28	5th/t-6th	29,20	Dubnyk	*21,580
24	12/3	TOR	1-0 W				13-7-4	30	t-3rd/t-4th	24p	Dubnyk	*18,880
25	12/5	COL	3-0 W				14-7-4	32	t-3rd/t-4th	24,14,29	Dubnyk/KUEMPER	*19,173
26	12/7	@ COL	1-2 L			OT	14-7-5	33	t-3rd/t-4th	11	Kuemper	16,589
27	12/11	@ ARI	1-2 L			OT	14-7-6	34	5th/6th	46	Kuemper	14,404
28	12/12	@ SJ	2-0 W				15-7-6	36	t-3rd/t-4th	11,9	Kuemper	16,766
29	12/15	VAN	6-2 W				16-7-6	38	t-3rd/t-4th	26p,16,11p,9,20p,6	Kuemper	*18,804
30	12/17	NVR	5-2 W				17-7-6	40	t-3rd/t-4th	9,24p,29p,7,9	Dubnyk	*19,090
31	12/19	@ NSH	2-3 L				17-8-6	40	4th/5th	11,16	Dubnyk	*17,117
32	12/21	DAL	3-6 L				17-9-6	40	4th/5th	46,3,22	Dubnyk	*19,047
33	12/22	MTL	2-1 W				18-9-6	42	4th/t-4th	29,3	Kuemper	*19,105
34	12/26	PIT	1-3 L				18-10-6	42	4th/5th	16	Dubnyk	*19,234
35	12/28	DET	3-1 W				19-10-6	44	t-3rd/t-4th	3,9p,9	Dubnyk	*19,110
36	12/31	@ STL	3-1 W				20-10-6	46	4th/5th	22,56,26	Dubnyk	*19,194
37	1/2	@ TB	2-3 L			SO	20-10-7	47	4th/5th	3,46	Dubnyk	*19,092
38	1/3	@ FLA	1-2 L				20-11-7	47	4th/5th	16	Dubnyk	15,426
39	1/5	@ CBJ	4-2 W				21-11-7	49	4th/5th	11,11,11,64	Dubnyk	12,411
40	1/7	PHI	4-3 L			OT	21-11-8	50	4th/5th	6,16,11	Dubnyk	*19,125
41	1/9	@ DAL	2-1 W				22-11-8	52	4th/5th	18,26	Dubnyk	*18,532
42	1/10	NIJ	1-2 L				22-12-8	52	4th/5th	11	Kuemper	*19,028
43	1/12	BUF	2-3 L				22-13-8	52	4th/5th	20s,26	Dubnyk	*19,034
44	1/15	WPG	0-1 L				22-14-8	52	4th/5th		Dubnyk	*19,222
45	1/16	@ NSH	0-3 L				22-15-8	52	4th/5th		Dubnyk	*17,302
46	1/20	@ ANA	1-3 L				22-16-8	52	4th/5th	19	Dubnyk	15,962
47	1/21	@ LA	3-0 W				23-16-8	54	4th/5th	11p,3,56s	Kuemper	*18,230
48	1/23	@ SJ	3-4 L				23-17-8	54	5th/6th	7,3p,19	Kuemper	16,956
49	1/25	ARI	1-2 L			SO	23-17-9	55	t-4th/t-5th	3	Dubnyk	*19,020
50	2/2	@ NYI	3-5 L				23-18-9	55	6th/8th	3,29,22p	Dubnyk	13,331
51	2/4	@ NVR	2-4 L				23-19-9	55	6th/t-8th	18,24p	Dubnyk	*18,006
52	2/6	@ STL	1-4 L				23-20-9	55	6th/9th	24p	Dubnyk	*19,318
53	2/9	DAL	3-4 L			OT	23-20-10	56	6th/9th	56,14,9p	Kuemper	*19,087
54	2/11	WSH	3-4 L				23-21-10	56	6th/9th	3,20p,64	Dubnyk	*19,213
55	2/13	BOS	2-4 L				23-22-10	56	6th/t-9th	26,4	Kuemper	*19,191
56	2/15	@ VAN	5-2 W				24-22-10	58	6th/t-9th	11,46,14,3p,22	Dubnyk	18,437
57	2/17	@ CGY	5-3 W				25-22-10	60	6th/9th	56,16s,9p,29,3	Dubnyk	*19,289
58	2/18	@ EDM	5-2 W				26-22-10	62	6th/9th	29p,24p,26,64,3	Kuemper	*16,839
59	2/21	CHI	6-1 W				27-22-10	64	6th/9th	24,26p,22,29,18,56	Dubnyk	*50,426
60	2/23	NYI	1-4 L				27-23-10	64	6th/9th	7	Dubnyk	*19,085
61	2/25	@ PHI	2-3 L				27-24-10	64	6th/9th	26p,64	Dubnyk	18,631
62	2/26	@ WSH	2-3 L				27-25-10	64	6th/9th	9p,22	Kuemper	*18,605
63	2/28	FLA	3-1 W				28-25-10	66	6th/9th	3,56,29p	Dubnyk	*19,093
64	3/1	COL	6-3 W				29-25-10	68	t-5th/t-8th	22,29,56,3,3,22	Dubnyk	*19,107
65	3/3	@ TOR	2-1 W				30-25-10	70	t-5th/t-8th	9p,64p	Dubnyk	*18,915
66	3/5	@ BUF	3-2 W			SO	31-25-10	72	5th/8th	12,9p	Dubnyk	*19,070
67	3/6	STL	4-2 L				31-26-10	72	5th/8th	20,24	DUBNYK/Kuemper	*19,040
68	3/10	EDM	1-2 L				31-27-10	72	6th/9th	11	Kuemper	*19,058
69	3/12	@ MTL	4-1 W				32-27-10	74	t-5th/t-8th	22,64,64p,56	Dubnyk	*21,288
70	3/15	@ OTT	2-3 L			OT	32-27-11	75	5th/8th	22,18	Dubnyk	*18,966
71	3/17	@ NJ	4-7 L				32-28-11	75	6th/9th	22p,46p,14,9	Dubnyk	15,114
72	3/19	CAR	3-2 W			SO	33-28-11	77	6th/9th	12,16	Dubnyk	*19,044
73	3/20	@ CHI	3-2 W			SO	34-28-11	79	6th/9th	56,22	Dubnyk	*22,059
74	3/22	LA	2-1 W				35-28-11	81	5th/8th	56,9p	Dubnyk	*19,018
75	3/24	CGY	6-2 W				36-28-11	83	5th/8th	11,11,11p,46p,46p,22	Dubnyk	*19,032</



2014-15 MINNESOTA WILD



#	POS	PLAYER	GP	TOI/G	G	A	PTS	+/-	PIM	PP	SH	GW	SOG	SH%
11	LW	ZACH PARISE	74	19:11	33	29	62	21	41	11	0	3	259	12.7
29	RW	JASON POMINVILLE	82	18:17	18	36	54	9	8	3	0	4	252	7.1
26	LW	THOMAS VANEK	80	16:13	21	31	52	-6	37	5	0	2	171	12.2
9	C	MIKKO KOIVU	80	19:16	14	34	48	2	38	4	0	4	179	7.8
64	C	MIKAEL GRANLUND	68	17:54	8	31	39	17	20	0	0	2	99	8.1
20	D	RYAN SUTER	77	29:04	2	36	38	7	48	1	0	1	150	1.3
22	RW	NINO NIEDERREITER	80	14:33	24	13	37	2	28	6	1	5	149	16.1
3	C	CHARLIE COYLE	82	14:33	11	24	35	13	39	1	0	4	120	9.2
14	RW	JUSTIN FONTAINE	71	11:57	9	22	31	13	12	0	0	2	104	8.7
16	LW	JASON ZUCKER	51	15:04	21	5	26	-9	18	1	1	3	124	16.9
46	D	JARED SPURGEON	66	22:37	9	16	25	3	6	3	0	2	128	7.0
6	D	MARCO SCANDELLA	64	21:43	11	12	23	8	56	1	0	4	112	9.8
21	C	KYLE BRODZIAK	73	13:03	9	11	20	-6	47	0	1	0	86	10.5
25	D	JONAS BRODIN	71	24:10	3	14	17	21	8	0	0	1	95	3.2
55	D	MATT DUMBA*	58	15:01	8	8	16	13	23	2	0	2	86	9.3
56	C	ERIK HAULA	72	12:09	7	7	14	-7	32	1	0	1	92	7.6
18	C	RYAN CARTER	53	10:05	3	10	13	3	55	0	1	0	47	6.4
44	RW	CHRIS STEWART	20	15:31	3	8	11	4	25	0	0	0	39	7.7
24	LW	MATT COOKE	29	12:36	4	6	10	0	13	0	0	0	24	16.7
5	D	CHRISTIAN FOLIN*	40	15:12	2	8	10	3	13	0	0	0	39	5.1
10	C	JORDAN SCHROEDER	25	10:51	3	5	8	9	2	0	0	0	48	6.3
39	D	NATE PROSSER	63	12:48	2	5	7	-1	32	0	0	1	38	5.3
27	LW	BRETT SUTTER	6	9:19	0	3	3	1	4	0	0	0	6	0.0
19	LW	STEPHANE VEILLEUX	12	7:42	1	1	2	0	10	0	0	1	9	11.1
2	D	KEITH BALLARD	14	12:03	0	1	1	-3	26	0	0	0	5	0.0
23	LW	SEAN BERGENHEIM	17	10:45	1	0	1	-4	6	0	0	0	24	4.2
4	D	STU BICKEL	9	5:26	0	1	1	1	46	0	0	0	3	0.0
7	D	JONATHON BLUM	4	9:52	0	1	1	-3	2	0	0	0	3	0.0
33	D	JORDAN LEOPOLD	18	13:19	0	1	1	1	8	0	0	0	17	0.0
44	D	JUSTIN FALK	13	9:08	0	0	0	-6	7	0	0	0	10	0.0
53	C	TYLER GRAOVAC*	3	9:13	0	0	0	0	0	0	0	0	4	0.0

#	GOALTENDER	GP	W	L	OT	SA	GA	GAA	SV	SV%	SO	A	PIM	MIN
40	DEVAN DUBNYK	39	27	9	2	1064	68	1.78	996	.936	5	2	2	2,293
35	DARCY KUEMPER	31	14	12	2	718	68	2.60	650	.905	3	0	0	1,569
32	NIKLAS BACKSTROM	19	5	7	3	452	51	3.04	401	.887	0	0	2	1,005
33	JOHN CURRY	2	0	0	1	25	5	4.17	20	.800	0	0	0	72

* Rookie


2014-15 GAME-BY-GAME



GAME	DATE	OPPONENT	RESULT	W	L	OT	RECORD	PTS	DIVISION/ CONF. RANK	WILD GOALS (BY #)	WILD GOALTENDERS	ATT.
1	10/9	COL	5-0 W				1-0-0	2	t-1st/t-1st	29,46,11,22,20	Kuemper	*19,098
2	10/11	@ COL	3-0 W				2-0-0	4	t-1st/t-1st	3,16,11	Kuemper	*18,139
3	10/17	@ ANA	1-2 L				2-1-0	4	4th/t-9th	16	Kuemper	*17,306
4	10/19	@ LA	1-2 L				2-2-0	4	5th/10th	24	Backstrom	*18,230
5	10/23	ARI	2-0 W				3-2-0	6	4th/9th	3,29	Kuemper	*18,551
6	10/25	TB	7-2 W				4-2-0	8	4th/t-8th	6,9,56,16,11,46,16s	Kuemper	*18,884
7	10/27	@ NYR	4-5 L				4-3-0	8	4th/10th	39,24,29,16	Kuemper	*18,006
8	10/28	@ BOS	4-3 W				5-3-0	10	4th/9th	22,11,14,6	Backstrom	*17,565
9	10/30	SJ	4-3 W			SO	6-3-0	12	3rd/t-6th	9,21,21	Kuemper	*18,633
10	11/1	DAL	4-1 W				7-3-0	14	t-1st/t-4th	64,55,26p,22p	Kuemper	*19,088
11	11/4	PIT	1-4 L				7-4-0	14	5th/10th	22s	Kuemper	*18,788
12	11/6	@ OTT	0-3 L				7-5-0	14	5th/10th		Backstrom	16,867
13	11/8	@ MTL	1-4 L				7-6-0	14	5th/10th	29	Kuemper	*21,287
14	11/11	@ NJ	1-3 L				7-7-0	14	t-5th/t-10th	18s	Kuemper	14,256
15	11/13	BUF	6-3 W				8-7-0	16	t-5th/t-10th	18,22,21,22p,46p,22	Kuemper/BACKSTROM	*18,925
16	11/15	@ DAL	2-1 W				9-7-0	18	5th/10th	56,64	Kuemper	17,543
17	11/16	WPG	4-3 W			OT	10-7-0	20	5th/10th	22p,11,11,6	Backstrom/KUEMPER	*18,808
18	11/20	@ PHI	3-2 W				11-7-0	22	5th/10th	22p,6,16	Kuemper	*19,919
19	11/22	@ TB	1-2 L				11-8-0	22	5th/10th	11	Kuemper	*19,204
20	11/24	@ FLA	4-1 W				12-8-0	24	4th/t-8th	16,22,16,11	Backstrom	8,426
21	11/26	LA	0-4 L				12-9-0	24	5th/t-9th		KUEMPER/Backstrom	*19,038
22	11/28	@ DAL	5-4 W			OT	13-9-0	26	5th/9th	22,16,64,26,6	Kuemper	*18,532
23	11/29	STL	2-3 L			SO	13-9-1	27	5th/9th	9,11	Backstrom	*19,124
24	12/3	MTL	2-1 W				14-9-1	29	5th/9th	16,29	Kuemper	*19,034
25	12/5	ANA	4-5 L				14-10-1	29	5th/10th	9p,11p,25,14	Kuemper	*19,044
26	12/9	NYI	5-4 W				15-10-1	31	5th/10th	29p,9,56,26,22	Backstrom	*18,904
27	12/11	@ SJ	1-2 L				15-11-1	31	5th/10th	5	Kuemper	17,097
28	12/13	@ ARI	4-3 W			SO	16-11-1	33	5th/10th	22,16,11	Backstrom	13,975
29	12/16	@ CHI	3-5 L				16-12-1	33	5th/10th	26,22,6	Backstrom	*21,472
30	12/17	BOS	2-3 L			OT	16-12-2	34	5th/10th	21,29	Backstrom	*18,841
31	12/20	NSH	5-6 L			OT	16-12-3	35	5th/10th	16,11,6p,11p,26	Kuemper/BACKSTROM	*19,017
32	12/23	PHI	2-5 L				16-13-3	35	5th/10th	6,3p	Kuemper	*19,020
33	12/27	WPG	3-4 L			OT	16-13-4	36	5th/10th	64,29,26p	Curry	*19,177
34	12/29	@ WPG	3-2 W				17-13-4	38	5th/10th	18,14,6	Kuemper	*15,016
35	12/31	@ CBJ	1-3 L				17-14-4	38	6th/11th	11p	Kuemper	18,040
36	1/2	TOR	3-1 W				18-14-4	40	5th/10th	21,46,9p	Kuemper	*19,168
37	1/3	@ DAL	1-7 L				18-15-4	40	6th/11th	26p	KUEMPER/Backstrom	*18,532
38	1/6	SJ	3-4 L			OT	18-15-5	41	6th/11th	16,46,16	Kuemper	*19,043
39	1/8	CHI	2-4 L				18-16-5	41	7th/12th	16,29p	Backstrom	*19,060
40	1/10	NSH	1-3 L				18-17-5	41	7th/12th	3	Backstrom	*19,052
41	1/11	@ CHI	1-4 L				18-18-5	41	7th/12th	24	Backstrom	*21,809
42	1/13	@ PIT	2-7 L				18-19-5	41	7th/12th	25,14	BACKSTROM/Curry	*18,462
43	1/15	@ BUF	7-0 W				19-19-5	43	7th/12th	11,26p,21s,55,46,24,56p	Dubnyk	18,963
44	1/17	ARI	3-1 W				20-19-5	45	7th/12th	3,16,11	Dubnyk	*19,111
45	1/19	CBJ	1-3 L				20-20-5	45	7th/12th	11p	Dubnyk	*19,064
46	1/20	@ DET	4-5 L			SO	20-20-6	46	7th/12th	9p,11p,26,11	Dubnyk/KUEMPER	*20,027
47	1/27	@ EDM	2-1 W				21-20-6	48	7th/12th	22,3	Dubnyk	*16,839
48	1/29	@ CGY	1-0 W				22-20-6	50	7th/12th	11	Dubnyk	*19,289
49	2/1	@ VAN	4-2 W				23-20-6	52	7th/12th	11,46p,26,16	Dubnyk	18,438
50	2/3	CHI	3-0 W				24-20-6	54	6th/10th	9,16,64	Dubnyk	*19,104
51	2/7	COL	1-0 W				25-20-6	56	5th/9th	3	Dubnyk	*19,244
52	2/9	VAN	5-3 W				26-20-6	58	5th/9th	10,29p,22,20p,21	Dubnyk	*18,804
53	2/10	@ WPG	1-2 L			OT	26-20-7	59	5th/9th	29	Dubnyk	*15,016
54	2/12	FLA	2-1 W				27-20-7	61	5th/9th	29,11p	Dubnyk	*19,055
55	2/14	CAR	6-3 W				28-20-7	63	5th/9th	26,26,10,39,56,11	Dubnyk	*19,220
56	2/16	@ VAN	2-3 L				28-21-7	63	5th/10th	22,22	Dubnyk	18,465
57	2/18	@ CGY	3-2 W			OT	29-21-7	65	5th/10th	14,55,9	Dubnyk	19,277
58	2/20	@ EDM	4-0 W				30-21-7	67	5th/9th	14,22,10,14	Dubnyk	*16,839
59	2/22	DAL	6-2 W				31-21-7	69	5th/7th	11,9,19,55p,64,11	Dubnyk	*18,754
60	2/24	EDM	1-2 L				31-22-7	69	5th/8th	26	Dubnyk	*19,044
61	2/26	@ NSH	4-2 W				32-22-7	71	5th/7th	56,21,22,22	Dubnyk	*17,113
62	2/28	@ COL	3-1 W				33-22-7	73	5th/7th	56,14,29	Dubnyk	*18,087
63	3/3	OTT	3-2 W			SO	34-22-7	75	5th/t-6th	55,55	Dubnyk	*19,054
64	3/5	@ WSH	2-1 W				35-22-7	77	4th/5th	29,29	Dubnyk	*18,506
65	3/6	@ CAR	3-1 W				36-22-7	79	4th/5th	3,64,11	Dubnyk	10,857
66	3/8	COL	2-3 L				36-23-7	79	4th/5th	44,26	Dubnyk	*19,119
67	3/10	NJ	6-2 W				37-23-7	81	4th/5th	23,44,46,26,29,26p	Dubnyk	*19,034
68	3/13	ANA	2-1 L				37-24-7	81	4th/t-5th	11p	Dubnyk	*19,045
69	3/14	@ STL	3-1 W				38-24-7	83	4th/5th	26,22,21	Dubnyk	*19,638
70	3/17	@ NSH	3-2 W			OT	39-24-7	85	4th/5th	3,3,55	Dubnyk	*17,209
71	3/19	WSH	2-3 L				39-25-7	85	4th/5th	5,46p	Dubnyk	*19,044
72	3/21	STL	6-3 W				40-25-7	87	4th/5th	44,26,11,25,15,9p	Dubnyk	*19,204
73	3/23	@ TOR	2-1 W				41-25-7	89	4th/5th	3,26	Dubnyk	18,366
74	3/24	@ NYI	2-1 W			SO	42-25-7	91	4th/5th	11	Dubnyk	*16,170
75	3/27	CGY	4-2 W				43-25-7	93	4th/5th	55p,26,9,11	Dubnyk	*19,040
76	3/28	LA	4-1 W				44-25-7	95	3rd/4th	22,9,22p,9	Dubnyk	*19,204
77	4/2	NYR	2-3 L				44-26-7	95	4th/t-5th	29,26	Dubnyk	*19,244
78	4/4	DET	2-3 L			SO	44-26-8	96	4th/5th	11,11p	Dubnyk	*19,246
79	4/6	WPG	0-2 L				44-27-8	96	4th/6th		Dubnyk	*19,010
80	4/7	@ CHI	2-1 W				45-27-8	98	4th/5th	64,16	Dubnyk	*21,851
81	4/9	@ NSH	4-2 W				46-27-8	100	4th/5th	16p,6,29,16	Kuemper	*17,236
82	4/11	@ STL	2-4 L				46-28-8	100	4th/6th	6,11p	DUBNYK/Kuemper	*19,155



2013-14 MINNESOTA WILD



#	POS	PLAYER	GP	TOI/G	G	A	PTS	+/-	PIM	PP	SH	GW	SOG	SH%
29	RW	JASON POMINVILLE	82	18:35	30	30	60	3	16	7	0	5	226	13.3
11	LW	ZACH PARISE	67	20:26	29	27	56	10	30	14	1	5	245	11.8
9	C	MIKKO KOIVU	65	20:56	11	43	54	0	24	2	0	4	147	7.5
20	D	RYAN SUTER	82	29:25	8	35	43	15	34	3	0	0	150	5.3
64	C	MIKAEL GRANLUND	63	17:19	8	33	41	-3	22	2	0	2	104	7.7
22	RW	NINO NIEDERREITER	81	14:06	14	22	36	12	44	2	0	1	143	9.8
3	C	CHARLIE COYLE	70	17:05	12	18	30	-7	33	2	0	2	135	8.9
24	LW	MATT COOKE	82	15:24	10	18	28	8	54	0	1	3	104	9.6
15	RW	DANY HEATLEY	76	14:49	12	16	28	-18	18	4	0	2	110	10.9
46	D	JARED SPURGEON	67	22:38	5	21	26	15	16	2	0	1	91	5.5
21	C	KYLE BRODZIAK	81	16:13	8	16	24	0	61	0	1	1	115	7.0
14	RW	JUSTIN FONTAINE*	66	12:15	13	8	21	6	26	1	0	1	79	16.5
25	D	JONAS BRODIN	79	23:54	8	11	19	0	22	3	0	0	74	10.8
6	D	MARCO SCANDELLA	76	18:49	3	14	17	10	20	0	0	1	80	3.8
56	LW	ERIK HAULA*	46	10:09	6	9	15	14	29	0	1	1	56	10.7
26	LW	MATT MOULSON	20	17:58	6	7	13	7	8	1	0	3	43	14.0
2	D	KEITH BALLARD	45	13:37	2	7	9	-7	37	0	0	0	29	7.0
17	RW	TORREY MITCHELL	58	10:08	1	8	9	-3	21	0	0	0	47	2.1
39	D	NATE PROSSER	53	14:32	2	6	8	2	58	0	0	2	30	6.7
4	D	CLAYTON STONER	63	13:20	1	4	5	-6	84	0	0	0	48	2.1
16	LW	JASON ZUCKER	21	12:59	4	1	5	2	2	1	0	1	40	10.0
19	LW	STEPHANE VEILLEUX	34	8:26	3	0	3	-2	21	0	0	0	26	11.5
55	D	MATT DUMBA*	13	12:27	1	1	2	-5	2	1	0	0	12	8.3
28	C	ZENON KONOPKA	36	7:17	1	1	2	-5	55	0	0	0	15	6.7
8	C	CODY MCCORMICK	14	9:47	1	1	2	2	7	0	0	0	6	16.7
7	D	JONATHAN BLUM	15	11:40	0	1	1	-1	0	0	0	0	11	0.0
5	D	CHRISTIAN FOLIN*	1	19:26	0	1	1	3	0	0	0	0	0	-
27	C	MIKE RUPP	13	6:13	0	1	1	1	23	0	0	0	6	0.0
54	RW	BRETT BULMER*	5	10:41	0	0	0	-2	2	0	0	0	7	0.0
18	C	JAKE DOWELL	1	7:09	0	0	0	-1	0	0	0	0	1	0.0
45	C	CARSON MCMILLAN*	1	8:06	0	0	0	0	0	0	0	0	0	-

#	GOALTENDER	GP	W	L	OT	SA	GA	GAA	SV	SV%	SO	A	PIM	MIN
37	JOSH HARDING	29	18	7	3	690	46	1.65	644	0.933	3	0	0	1,668
30	ILYA BRYZGALOV	12	7	1	3	269	24	2.12	245	0.911	3	0	0	679
35	DARCY KUEMPER*	26	12	8	4	702	60	2.43	642	0.915	2	0	0	1,480
33	JOHN CURRY	2	1	0	0	57	4	3.00	53	0.930	0	0	0	80
32	NIKLAS BACKSTROM	21	5	11	2	546	55	3.02	491	0.899	0	0	0	1,094

* Rookie

2013-14 GAME-BY-GAME



GAME	DATE	OPPONENT	RESULT	W	L	OT	RECORD	PTS	DIVISION/ CONF. RANK	WILD GOALS (BY #)	WILD GOALTENDERS	ATT.
1	10/3	LA	2-3	L	SO		0-0-1	1	t-5th/t-8th	24,25p	Backstrom	*18,511
2	10/5	ANA	3-4	L	OT		0-0-2	2	t-5th/t-7th	11p,29p,11	Backstrom	*18,213
3	10/8	@ NSH	2-3	L			0-1-2	2	t-5th/t-9th	11p,46p	Backstrom/HARDING	*17,196
4	10/10	WPG	2-1	W			1-1-2	4	t-3rd/t-7th	25,24	Harding	17,366
5	10/12	DAL	5-1	W			2-1-2	6	4th/t-6th	14,24,55p,22,11p	Harding	*18,278
6	10/14	@ BUF	2-1	W			3-1-2	8	t-2nd/t-3rd	21,29p	Harding	18,111
7	10/15	@ TOR	1-4	L			3-2-2	8	t-3rd/t-5th	29p	KUEMPER/Harding	*19,283
8	10/17	@ TB	1-3	L			3-3-2	8	4th/t-9th	9	Harding	16,454
9	10/19	@ FLA	1-2	L	SO		3-3-3	9	t-4th/t-9th	25p	Harding	13,081
10	10/22	NSH	2-0	W			4-3-3	11	t-3rd/t-8th	14,29	Harding	17,651
11	10/24	CAR	3-1	W			5-3-3	13	t-3rd/t-8th	22p,11,15p	HARDING/Backstrom	17,668
12	10/26	@ CHI	5-3	W			6-3-3	15	t-2nd/t-6th	11p,21,29,29,14	Backstrom	*21,521
13	10/28	CHI	1-5	L			6-4-3	15	3rd/8th	29	Backstrom	*18,685
14	11/1	MTL	4-3	W			7-4-3	17	4th/9th	14,29,22,29	Harding	*18,207
15	11/3	NJ	4-0	W			8-4-3	19	3rd/7th	64,17,15p,29	Harding	17,571
16	11/5	CGY	5-1	W			9-4-3	21	3rd/7th	9,11p,14,28,11	Harding	17,708
17	11/7	@ WSH	2-3	L	SO		9-4-4	22	t-3rd/t-7th	3p,64	Harding	*18,506
18	11/9	@ CAR	3-2	W	SO		10-4-4	24	t-3rd/t-5th	29,14	Harding	14,704
19	11/13	TOR	2-1	W	SO		11-4-4	26	3rd/6th	11	Backstrom/HARDING	17,897
20	11/15	FLA	3-2	W			12-4-4	28	t-2nd/t-5th	11p,29,3	Harding	*18,102
21	11/17	WPG	2-1	W			13-4-4	30	2nd/5th	9,9	Harding	*18,283
22	11/19	@ MTL	2-6	L			13-5-4	30	t-3rd/t-7th	22,15p	HARDING/Kuemper	*21,273
23	11/20	@ OTT	4-3	W			14-5-4	32	t-1st/t-2nd	29p,25,15,9	Harding	16,642
24	11/23	@ WPG	3-2	W	SO		15-5-4	34	t-3rd/t-5th	22,11s	Backstrom	*15,004
25	11/25	@ STL	0-3	L			15-6-4	34	t-3rd/t-6th		Backstrom	15,832
26	11/27	ARI	1-3	L			15-7-4	34	t-3rd/t-6th	15	Backstrom	*18,265
27	11/29	COL	1-3	L			15-8-4	34	4th/t-7th	15	Harding	*19,081
28	11/30	@ COL	2-3	L	SO		15-8-5	35	4th/7th	24,9	Harding	17,857
29	12/2	PHI	2-0	W			16-8-5	37	4th/7th	29,3	Harding	17,676
30	12/5	CHI	4-3	W			17-8-5	39	3rd/6th	24,11p,25p,6	Harding	*18,852
31	12/6	@ CBJ	0-4	L			17-9-5	39	4th/7th		Backstrom	11,319
32	12/8	SJ	3-1	W			18-9-5	41	t-2nd/t-5th	11,9,11	Harding	*18,411
33	12/11	@ ANA	1-2	L			18-10-5	41	3rd/t-6th	29p	Harding	15,252
34	12/12	@ SJ	1-3	L			18-11-5	41	4th/t-7th	25	Backstrom	*17,562
35	12/14	@ COL	2-1	W	SO		19-11-5	43	t-3rd/t-7th	22	Harding	16,188
36	12/17	VAN	3-2	W	SO		20-11-5	45	t-3rd/t-7th	11p,3	Harding	*18,531
37	12/19	@ PIT	2-5	L			20-12-5	45	4th/8th	29,15	Backstrom	*18,623
38	12/22	@ NYR	1-4	L			20-13-5	45	4th/8th	29	Backstrom	*18,006
39	12/23	@ PHI	1-4	L			20-14-5	45	4th/t-8th	64p	Backstrom	*19,872
40	12/27	@ WPG	4-6	L			20-15-5	45	4th/9th	15,14,19,9p	Backstrom	*15,004
41	12/29	NYI	4-5	L			20-16-5	45	t-4th/t-9th	20,25,22,14	Harding	*18,851
42	12/31	STL	1-2	L			20-17-5	45	5th/10th	20	Harding	*18,919
43	1/2	BUF	4-1	W			21-17-5	47	t-4th/t-9th	6,29,16,21	Backstrom	*18,229
44	1/4	WSH	5-3	W			22-17-5	49	4th/t-8th	22,20p,20p,16p,20	Backstrom	*15,022
45	1/7	@ LA	2-1	W	SO		23-17-5	51	4th/t-8th	22	Kuemper	*18,118
46	1/9	@ ARI	4-1	W			24-17-5	53	4th/8th	14,21,14p,14	Backstrom	10,075
47	1/11	COL	2-4	L			24-18-5	53	4th/8th	3,3	Backstrom	*19,117
48	1/12	@ NSH	4-0	W			25-18-5	55	4th/8th	15,16,24,6	Kuemper	16,221
49	1/14	OTT	0-3	L			25-19-5	55	4th/8th		Kuemper	*18,117
50	1/16	EDM	4-1	W			26-19-5	57	4th/t-7th	29,39,14,16	Kuemper	*18,037
51	1/18	DAL	3-2	W	OT		27-19-5	59	4th/t-7th	56,20,39	Kuemper	*19,192
52	1/21	@ DAL	0-4	L			27-20-5	59	4th/8th		Kuemper	11,191
53	1/23	CHI	2-1	W			28-20-5	61	4th/7th	29,24	Kuemper	*19,226
54	1/25	@ SJ	2-3	L	OT		28-20-6	62	4th/7th	24,2	Kuemper	*17,562
55	1/28	@ ANA	4-2	W			29-20-6	64	4th/7th	29,64p,11,56	Kuemper	15,020
56	1/30	@ COL	4-5	L			29-21-6	64	4th/7th	11p,11,64,29	Kuemper/BACKSTROM	14,697
57	2/1	@ CGY	3-4	L	OT		29-21-7	65	4th/7th	24s,15p,2	Kuemper	*19,289
58	2/4	TB	2-1	W			30-21-7	67	4th/6th	22p,15	Kuemper	*18,454
59	2/6	NSH	3-2	W	OT		31-21-7	69	4th/6th	25,11p,22	Kuemper	*18,766
60	2/27	@ EDM	3-0	W			32-21-7	71	4th/7th	64,19,15	Kuemper	*16,839
61	2/28	@ VAN	2-1	W	SO		33-21-7	73	4th/6th	11p	Kuemper	*18,910
62	3/3	CGY	3-2	W			34-21-7	75	4th/7th	21,46p,11	Kuemper	*18,543
63	3/8	@ DAL	3-4	L			34-22-7	75	4th/7th	56s,3p,21	Kuemper	*19,109
64	3/9	STL	2-3	L	SO		34-22-8	76	4th/7th	29,26	Bryzgalov	*18,909
65	3/11	EDM	3-4	L	SO		34-22-9	77	4th/7th	11p,46,29	Kuemper	*18,650
66	3/13	NYR	2-1	W			35-22-9	79	4th/7th	22,11	Kuemper	*18,885
67	3/15	CBJ	1-2	L	SO		35-22-10	80	4th/7th	29	Kuemper	*19,042
68	3/17	@ BOS	1-4	L			35-23-10	80	4th/7th	29	Kuemper	*17,565
69	3/18	@ NYI	6-0	W			36-23-10	82	4th/t-6th	26,46,64,4,14,26p	Bryzgalov	*14,888
70	3/20	@ NJ	3-4	L	OT		36-23-11	83	4th/7th	20p,64,24	Bryzgalov	14,772
71	3/22	DET	2-3	L			36-24-11	83	4th/7th	9p,3	Kuemper	*19,176
72	3/23	@ DET	4-3	W	OT		37-24-11	85	4th/7th	29p,3,11,26	Bryzgalov	*20,066
73	3/26	VAN	2-5	L			37-25-11	85	4th/7th	3,22	Kuemper	*19,014
74	3/27	@ STL	1-5	L			37-26-11	85	4th/7th	11	Kuemper	*19,646
75	3/29	@ ARI	3-1	W			38-26-11	87	4th/7th	11,46,11	Bryzgalov	16,691
76	3/31	@ LA	3-2	W			39-26-11	89	4th/7th	11p,26,9	Bryzgalov	*18,118
77	4/3	@ CHI	2-3	L	SO		39-26-12	90	4th/7th	3,56	Bryzgalov	*21,791
78	4/5	PIT	4-0	W			40-26-12	92	4th/7th	56,9,19,8	Bryzgalov	*19,409
79	4/7	@ WPG	1-0	W			41-26-12	94	4th/7th	3	Bryzgalov	*15,004
80	4/8	BOS	4-3	W	SO		42-26-12	96	4th/6th	29p,29,20	Bryzgalov	*18,893
81	4/10	STL	4-2	W			43-26-12	98	4th/7th	22,21s,26,21	Curry	*18,664
82	4/13	NSH	3-7	L			43-27-12	98	4th/7th	56,29,11p	BRYZGALOV/Curry	*18,658



2012-13 MINNESOTA WILD

2012-13 GAME-BY-GAME



#	POS	PLAYER	GP	TOI/G	G	A	PTS	+/-	PIM	PP	SH	GW	SOG	SH%
11	L	ZACH PARISE	48	20:40	18	20	38	2	16	7	4	3	182	9.9
9	C	MIKKO KOIVU	48	21:05	11	26	37	2	26	0	3	3	127	8.7
20	D	RYAN SUTER	48	27:16	4	28	32	2	24	3	1	0	91	4.4
7	C	MATT CULLEN	42	15:53	7	20	27	9	10	0	0	3	79	8.9
10	R	DEVIN SETOGUCHI	48	14:26	13	14	27	5	20	5	3	0	97	13.4
15	R	DANY HEATLEY	36	18:32	11	10	21	-12	8	3	1	0	83	13.3
96	L	PIERRE-MARC BOUCHARD	43	13:56	8	12	20	3	8	0	2	0	71	11.3
46	D	JARED SPURGEON	39	21:32	5	10	15	1	4	4	2	0	67	7.5
63	R	CHARLIE COYLE*	37	15:03	8	6	14	3	28	1	2	0	50	16.0
77	D	TOM GILBERT	43	19:19	3	10	13	-11	18	1	0	0	36	8.3
21	C	KYLE BRODZIAK	48	17:21	8	4	12	-18	20	1	1	0	88	9.1
25	D	JONAS BRODIN*	45	23:12	2	9	11	3	10	1	0	0	51	3.9
22	R	CAL CLUTTERBUCK	42	13:44	4	6	10	-5	27	0	1	0	87	4.6
4	D	CLAYTON STONER	48	18:12	0	10	10	0	42	0	0	0	40	0.0
29	R	JASON POMINVILLE	10	20:10	4	5	9	0	0	1	1	0	24	16.7
64	C	MIKAEL GRANLUND*	27	13:10	2	6	8	-4	6	0	0	0	36	5.6
17	L	TORREY MITCHELL	45	10:26	4	4	8	-8	21	0	1	0	39	10.3
16	L	JASON ZUCKER*	20	11:15	4	1	5	4	8	0	0	0	34	11.8
27	L	MIKE RUPP	32	8:21	1	3	4	1	67	0	0	0	27	3.7
44	D	JUSTIN FALK	36	13:12	0	3	3	-9	40	0	0	0	27	0.0
5	D	BRETT CLARK	8	14:04	0	1	1	-9	0	0	0	0	6	0.0
6	D	MARCO SCANDELLA	6	14:25	1	0	1	-1	4	0	0	0	7	14.3
18	C	JAKE DOWELL	2	8:32	0	0	0	0	0	0	0	0	3	0.0
28	C	ZENON KONOPKA	37	8:26	0	0	0	-4	117	0	0	0	18	0.0
47	L	JOHAN LARSSON*	1	14:02	0	0	0	0	0	0	0	0	2	0.0
14	C	DARROLL POWE	8		0	0	0	1	9	0	0	0	5	0.0
39	D	NATE PROSSER	17	11:15	0	0	0	4	4	0	0	0	5	0.0

#	GOALTENDER	GP	W	L	OT	SA	GA	GAA	SV	SV%	SO	A	PIM	MIN
32	NIKLAS BACKSTROM	42	24	15	3	1072	98	2.48	974	0.909	2	2	2	2,368
35	DARCY KUEMPER*	6	1	2	0	119	10	2.08	109	0.916	0	0	0	288
37	JOSH HARDING	5	1	1	0	73	10	3.24	63	0.863	1	0	0	185
31	MATT HACKETT*	1	0	1	0	33	5	5.08	28	0.848	0	0	0	59

* Rookie

GAME	DATE	OPPONENT	RESULT	W	L	OT	RECORD	PTS	DIVISION/ CONF. RANK	WILD GOALS (BY #)	WILD GOALTENDERS	ATT.
1	1/19	COL	4-2	W			1-0-0	2	1st/t-1st	15p,64,15p,96	Backstrom	*19,298
2	1/20	DAL	1-0	W			2-0-0	4	1st/t-1st	11	Harding	*18,296
3	1/22	NSH	1-3		L		2-1-0	4	1st/t-2nd	15	Backstrom	17,540
4	1/25	@ DET	3-5		L		2-2-0	4	t-3rd/t-6th	11p,77,11	Harding	*20,066
5	1/27	@ STL	4-5		L	OT	2-2-1	5	t-1st/t-3rd	11p,11p,9,15	Backstrom	18,265
6	1/29	CBJ	3-2	W			3-2-1	7	1st/3rd	9,77,96	Backstrom	17,584
7	1/30	CHI	3-2	W		SO	4-2-1	9	1st/3rd	7,22	Harding/BACKSTROM	*18,550
8	2/1	@ ANA	1-3		L		4-3-1	9	t-2nd/t-5th	6	Backstrom	13,007
9	2/4	@ ARI	1-2		L		4-4-1	9	t-3rd/t-8th	11	Backstrom	9,508
10	2/7	VAN	1-4		L		4-5-1	9	3rd/11th	77p	BACKSTROM/Harding	*18,352
11	2/9	NSH	2-1	W		OT	5-5-1	11	t-2nd/t-10th	22,10p	Backstrom	*18,806
12	2/11	@ CGY	2-1	W		SO	6-5-1	13	t-2nd/t-8th	21	Backstrom	*19,289
13	2/12	@ VAN	1-2		L		6-6-1	13	t-2nd/t-9th	10p	Kuemper	*18,910
14	2/14	COL	3-4		L	SO	6-6-2	14	2nd/t-9th	11,27,9	Backstrom	*18,822
15	2/17	DET	3-2	W			7-6-2	16	2nd/8th	15,16,17	Kuemper	*19,117
16	2/21	@ EDM	3-1	W			8-6-2	18	2nd/77th	7,10,7	Backstrom	*16,839
17	2/23	@ CGY	1-3		L		8-7-2	18	2nd/t-10th	63	Backstrom	*19,289
18	2/26	CGY	2-1	W		OT	9-7-2	20	2nd/t-10th	16,11p	Backstrom	*18,703
19	2/28	@ ARI	4-3	W			10-7-2	22	2nd/t-6th	16,15,15,46p	Backstrom	11,547
20	3/1	@ ANA	2-3		L		10-8-2	22	2nd/t-7th	21,10	Kuemper	15,264
21	3/3	EDM	4-2	W			11-8-2	24	2nd/t-4th	46,9,63,15p	Backstrom	*18,675
22	3/5	@ CHI	3-5		L		11-9-2	24	2nd/t-8th	10,20p,21	BACKSTROM/Kuemper	*21,836
23	3/9	@ NSH	2-1	W		SO	12-9-2	26	2nd/t-9th	11p	Backstrom	*17,113
24	3/10	VAN	4-2	W			13-9-2	28	t-1st/t-3rd	11,16,46p,11	Backstrom	*18,846
25	3/12	ANA	1-2		L		13-10-2	28	3rd/t-8th	10p	Backstrom	*18,808
26	3/14	COL	5-3	W			14-10-2	30	2nd/5th	17,10,25,9,9	Backstrom	*18,989
27	3/16	@ COL	6-4	W			15-10-2	32	t-1st/t-3rd	20p,10,22,21,96,10	Backstrom	17,708
28	3/18	@ VAN	3-1	W			16-10-2	34	1st/3rd	25p,63,7	Backstrom	*18,910
29	3/20	@ DET	4-2	W			17-10-2	36	1st/3rd	10,21p,9,10p	Backstrom	*20,066
30	3/23	SJS	2-0	W			18-10-2	38	t-1st/t-3rd	11,46p	Backstrom	*19,358
31	3/25	@ DAL	7-4	W			19-10-2	40	t-1st/t-3rd	11,9,11,7,21s,15,96	Backstrom	16,167
32	3/27	ARI	4-3	W		OT	20-10-2	42	t-1st/t-3rd	17,7,20,9	Backstrom	*19,076
33	3/29	@ DAL	3-5		L		20-11-2	42	2nd/4th	10,46p,17	Hackett	17,376
34	3/30	LA	4-3	W		SO	21-11-2	44	t-1st/t-3rd	7,63,11p	Backstrom	*19,223
35	4/1	STL	1-4		L		21-12-2	44	t-1st/t-3rd	15	Backstrom	*18,786
36	4/3	@ SJS	2-4		L		21-13-2	44	t-1st/t-3rd	63,15	Backstrom	*17,562
37	4/4	@ LA	0-3		L		21-14-2	44	2nd/t-5th		BACKSTROM/Kuemper	*18,118
38	4/7	@ CBJ	3-0	W			22-14-2	46	2nd/6th	20p,63p,29	Backstrom	15,909
39	4/9	CHI	0-1		L		22-15-2	46	2nd/t-6th		Backstrom	*19,158
40	4/11	STL	0-2		L		22-16-2	46	2nd/7th		Backstrom	*18,947
41	4/13	CBJ	2-3			SO	22-16-3	47	2nd/7th	96,29p	Backstrom	*19,187
42	4/15	@ CGY	4-3	W			23-16-3	49	2nd/6th	9,29,96,29	Backstrom	*19,289
43	4/16	@ EDM	5-3	W			24-16-3	51	2nd/6th	21,63,64,11p,21	Backstrom	*16,839
44	4/18	@ SJS	1-6		L		24-17-3	51	2nd/7th	96	BACKSTROM/Kuemper	*17,562
45	4/21	CGY	1-4		L		24-18-3	51	2nd/t-7th	11	Backstrom	*19,039
46	4/23	LA	2-1	W			25-18-3	53	2nd/7th	63, 22	Backstrom	*18,825
47	4/26	EDM	1-6		L		25-19-3	53	2nd/t-8th	9	BACKSTROM/Harding	*18,575
48	4/27	@ COL	3-1	W			26-19-3	55	2nd/8th	11, 10p, 96	Backstrom	*17,731

ALL CAPS indicates decision, * indicates sell out, p-power-play goal, s-short-handed goal, ps-penalty shot



2011-12 MINNESOTA WILD

2011-12 GAME-BY-GAME



#	POS	PLAYER	GP	TOI/G	G	A	PTS	+/-	PIM	PP	SH	GW	SOG	SH%
15	L	DANY HEATLEY	82	20:56	24	29	53	2	28	8	0	3	238	10.1
9	C	MIKKO KOIVU	55	21:21	12	32	44	10	28	2	1	2	129	9.3
21	C	KYLE BRODZIAK	82	19:03	22	22	44	-15	66	5	0	0	160	13.8
10	R	DEVIN SETOGUCHI	69	17:35	19	17	36	-17	28	7	0	2	174	10.9
7	C	MATT CULLEN	73	18:56	14	21	35	-10	24	4	0	0	164	8.5
22	R	CAL CLUTTERBUCK	74	16:21	15	12	27	-4	103	3	4	2	161	9.3
25	R	NICK JOHNSON*	77	14:26	8	18	26	-6	45	0	0	1	146	5.5
46	D	JARED SPURGEON	70	21:35	3	20	23	-4	6	2	0	1	92	3.3
96	C	PIERRE-MARC BOUCHARD	37	16:19	9	13	22	-1	18	2	0	3	84	10.7
14	C	DARROLL POWE	82	13:59	6	7	13	-20	57	0	0	1	109	5.5
6	D	MARCO SCANDELLA*	63	21:46	3	9	12	-22	19	1	0	1	77	3.9
39	D	NATE PROSSER	51	19:14	1	11	12	-17	57	0	0	0	32	3.1
48	L	GUILLAUME LATENDRESSE	16	15:11	5	4	9	6	20	1	0	1	36	13.9
44	D	JUSTIN FALK	47	19:26	1	8	9	-13	54	1	0	0	46	2.2
26	C	ERIK CHRISTENSEN	29	10:24	6	1	7	-13	6	2	0	1	34	17.6
43	C	WARREN PETERS	58	10:35	1	4	5	-15	54	0	0	0	54	1.9
77	D	TOM GILBERT	20	24:03	0	5	5	-5	8	0	0	0	22	0.0
4	D	CLAYTON STONER	51	17:35	1	4	5	3	62	0	0	0	47	2.1
38	D	STEVEN KAMPPER	13	14:56	2	1	3	-7	2	0	0	0	12	16.7
45	R	CARSON MCMILLAN*	11	11:03	1	2	3	1	11	0	0	1	8	12.5
19	R	BRETT BULMER*	9	11:01	0	3	3	1	6	0	0	0	7	0.0
2	D	MIKE LUNDIN	17	20:12	0	2	2	-1	4	0	0	0	9	0.0
23	L	JEFF TAFFE	5	12:54	0	2	2	2	0	0	0	0	7	0.0
36	C	CHAD RAU*	9	10:53	2	0	2	-1	0	0	0	2	7	28.6
34	C	DAVID MCINTYRE*	7	10:54	1	1	2	-1	2	0	0	0	6	16.7
19	L	STEPHANE VEILLEUX	21	9:48	0	2	2	-2	15	0	0	0	16	0.0
41	R	JED ORTMEYER	35	9:43	1	1	2	-8	14	0	0	1	41	2.4
28	L	MATT KASSIAN*	24	5:32	2	0	2	-2	55	0	0	0	13	15.4
16	L	JASON ZUCKER*	6	11:01	0	2	2	-2	2	0	0	0	10	0.0
27	C	CODY ALMOND	10	10:12	1	0	1	-5	15	0	0	0	7	14.3
79	C	JAROD PALMER*	6	13:20	1	0	1	-2	4	0	0	0	14	7.1
47	D	CHAY GENOWAY*	1	18:16	0	1	1	0	0	0	0	0	1	0.0
29	R	JON DISALVATORE	1	14:27	0	0	0	0	2	0	0	0	2	0.0
59	D	KRIS FREDHEIM*	3	11:58	0	0	0	-2	2	0	0	0	0	0.0
17	R	NICK PALMIERI	9	10:35	0	0	0	-3	2	0	0	0	13	0.0
65	D	TYLER CUMA*	1	11:09	0	0	0	0	2	0	0	0	0	0.0
72	L	KRISTOPHER FOUCAULT*	1	8:50	0	0	0	0	0	0	0	0	0	0.0
20	D	KURTIS FOSTER	14	15:53	0	0	0	1	4	0	0	0	15	0.0
16	RW	BRAD STAUBITZ	43	6:30	0	0	0	-7	73	0	0	0	17	0.0
#	GOALTENDER	GP	W	L	OT	SA	GA	GAA	SV	SV%	SO	A	PIM	MIN
32	NIKLAS BACKSTROM	46	19	18	7	1299	105	2.43	1194	.919	4	2	2	2,589
37	JOSH HARDING	34	13	12	4	981	81	2.62	900	.917	2	0	0	1,854
31	MATT HACKETT*	12	3	6	0	282	22	2.37	260	.922	0	0	0	555

* Rookie

GAME	DATE	OPPONENT	RESULT	W	L	OT	RECORD	PTS	DIVISION/ CONF. RANK	WILD GOALS (BY #)	WILD GOALTENDERS	ATT.
1	10/08	CBJ	4-2	W			1-0-0	2	3rd/12th	7.6p,15p,10	Backstrom	*19,040
2	10/10	@ NYI	1-2		L		1-1-0	2	t-2nd/t-5th	7	Backstrom	11,278
3	10/11	@ OTT	3-4		L	SO	1-1-1	3	t-1st/5th	21,10p,25	Backstrom	*19,455
4	10/13	EDM	2-1	W	SO		2-1-1	5	2nd/4th	7	Backstrom	15,878
5	10/15	DET	2-3		L	OT	2-1-2	6	2nd/4th	5,22	Harding	17,104
6	10/18	PIT	2-4		L		2-2-2	6	2nd/7th	22s,48	Backstrom	17,297
7	10/20	@ EDM	2-1	W	SO		3-2-2	8	2nd/t-5th	15	Backstrom	*16,839
8	10/22	@ VAN	2-3		L	OT	3-2-3	9	t-2nd/t-6th	10,21	Backstrom	*18,860
9	10/27	ANA	2-3		L		3-3-3	9	t-3rd/t-10th	46p,7p	Backstrom	15,723
10	10/29	DET	1-0	W			4-3-3	11	t-3rd/t-8th	15	Harding	17,233
11	11/01	@ DET	2-1	W		OT	5-3-3	13	t-3rd/6th	9,10p	Harding	*20,066
12	11/03	VAN	5-1	W			6-3-3	15	2nd/4th	48,96,6,7,7	Harding	16,534
13	11/05	STL	2-1	W			7-3-3	17	2nd/4th	15,48	Harding	16,917
14	11/08	@ CGY	3-0	W			8-3-3	19	2nd/t-3rd	14,15p,48	Backstrom	*19,289
15	11/10	@ SIS	1-3		L		8-4-3	19	2nd/t-4th	21	Backstrom	*17,562
16	11/12	@ LAK	2-5		L		8-5-3	19	2nd/t-4th	22p,14	HARDING/Backstrom	*18,118
17	11/13	@ ANA	3-2	W			9-5-3	21	1st/3rd	21,7,46	Backstrom	13,803
18	11/15	@ CBJ	4-2	W			10-5-3	23	1st/2nd	7p,25,22,10	Backstrom	10,833
19	11/17	COL	1-0	W			11-5-3	25	1st/2nd	10	Backstrom	16,779
20	11/19	STL	3-2	W		SO	12-5-3	27	1st/t1st	9s,9p	Harding	17,259
21	11/23	NSH	3-2	W			13-5-3	29	1st/1st	15,21p,22s	Harding	16,981
22	11/25	EDM	2-5		L		13-6-3	29	1st/t-1st	10p,96	Harding	*18,092
23	11/27	CGY	2-5		L		13-7-3	29	1st/2nd	22p,25	BACKSTROM/Harding	16,864
24	11/28	TBL	3-1	W			14-7-3	31	1st/t-1st	22s,96,9	Backstrom	16,628
25	11/30	@ EDM	3-2	W		SO	15-7-3	33	1st/1st	10,21p	Backstrom	*16,839
26	12/02	NJD	4-2	W			16-7-3	35	1st/1st	15,21,17,21	BACKSTROM/Harding	17,310
27	12/04	@ ANA	5-3	W			17-7-3	37	1st/1st	15p,17,96,25,22s	Harding	14,002
28	12/06	@ SIS	2-1	W			18-7-3	39	1st/1st	9,96p	HARDING/Hackett	*17,562
29	12/08	@ LAK	4-2	W			19-7-3	41	1st/1st	9,14,6,27	Hackett	*18,118
30	12/10	@ ARI	4-1	W			20-7-3	43	1st/1st	21p,9,21p,15p	Backstrom	10,976
31	12/13	@ WPG	1-2		L		20-8-3	43	1st/1st	48p	Backstrom	*15,004
32	12/14	CHI	3-4		L	SO	20-8-4	44	1st/1st	21,7,9	Backstrom	*19,254
33	12/17	NYI	1-2		L	SO	20-8-5	45	1st/1st	22	Backstrom	*18,209
34	12/19	@ VAN	0-4		L		20-9-5	45	1st/2nd		Backstrom	*18,890
35	12/20	@ CGY	1-2		L		20-10-5	45	1st/2nd	96	Harding	*19,289
36	12/22	@ EDM	1-4		L		20-11-5	45	1st/2nd	15	Backstrom	*16,839
37	12/26	COL	2-4		L		20-12-5	45	2nd/t-5th	96p,22	Backstrom	*19,290
38	12/28	@ NSH	1-2		L	SO	20-12-6	46	2nd/t-5th	15	Harding	*17,113
39	12/29	EDM	4-3	W			21-12-6	48	2nd/4th	9,79,96,15	Backstrom	*19,194
40	12/31	ARI	2-4		L		21-13-6	48	2nd/5th	96,7	Backstrom	*19,297
41	1/04	@ VAN	0-3		L		21-14-6	48	2nd/6th		Harding	*18,890
42	1/07	@ CGY	1-3		L		21-15-6	48	2nd/t-6th	15	Backstrom	*19,289
43	1/10	SJS	5-4	W	SO		22-15-6	50	2nd/t-6th	22,43,25,7	Harding	*18,996
44	1/12	@ CHI	2-5		L		22-16-6	50	2nd/t-7th	10,21	HARDING/Hackett	*21,490
45	1/14	@ STL	2-3		L	SO	22-16-7	51	2nd/8th	34,46p	Harding	*19,150
46	1/17	@ PHI	1-5		L		22-17-7	51	2nd/8th	14	Harding	*19,787
47	1/19	@ TOR	1-4		L		22-18-7	51	3rd/9th	25	Backstrom	*19,421
48	1/21	DAL	5-2	W			23-18-7	53	3rd/9th	10p,22,36,21,15	Harding	*19,213
49	1/24	@ COL	3-2	W			24-18-7	55	2nd/8th	44p,15,45	Backstrom	16,291
50	1/31	NSH	4-5		L		24-19-7	55	2nd/8th	15,15p,22,21	Harding	17,325
51	2/02	@ COL	1-0	W			25-19-7	57	2nd/8th	5	Backstrom	14,186
52	2/04	@ DAL	1-2		L	SO	25-19-8	58	2nd/8th	21	Backstrom	*18,532
53	2/07	@ CBJ	1-3		L		25-20-8	58	2nd/t-8th	39	Backstrom	11,237
54	2/09	VAN	2-5		L		25-21-8	58	t-2nd/t-9th	15,10p	Backstrom	17,859
55	2/11	CBJ	1-3		L		25-22-8	58	4th/12th	10	Backstrom	*18,958
56	2/14	ANA	1-2		L		25-23-8	58	4th/12th	15p	Harding	17,552
57	2/16	WPG	3-4		L	SO	25-23-9	59	4th/12th	10,10p,9	Backstrom	*19,060
58	2/18	@ STL	0-4		L		25-24-9	59	4th/12th		Harding	*19,150
59	2/19	BOS	2-0	W			26-24-9	61	4th/12th	36,7p	Backstrom	*19,198
60	2/23	@ FLA	3-2	W		SO	27-24-9	63	4th/12th	21,7p	Backstrom	13,892
61	2/24	@ DAL	1-4		L		27-25-9	63	4th/12th	10p	BACKSTROM/Hackett	13,144
62	2/26	SJS	4-3	W			28-25-9	65	4th/12th	22,55p,7,41	Backstrom	17,401
63	2/28	LAK	0-4		L		28-26-9	65	4th/12th		Backstrom	17,317
64	3/01	@ MTL	4-5		L	SO	28-26-10	66	4th/12th	28,28,15,10	BACKSTROM/Harding	*21,273
65	3/02	@ DET	0-6		L		28-27-10	66	4th/t-12th		HARDING/Hackett	*20,066
66	3/04	COL	0-2		L		28-28-10	66	4th/t-12th		Hackett	17,354
67	3/06	@ COL	1-7		L		28-29-10	66	4th/13th	10	HACKETT/Harding	13,385
68	3/08	@ ARI	3-2	W		SO	29-29-10	68	4th/13th	21,38	HARDING/Hackett	11,716
69	3/11	CGY	3-4		L		29-30-10	68	4th/t-12th	26,26,10	Hackett	17,119
70	3/13	DAL	0-1		L		29-31-10	68	4th/13th		Hackett	17,326
71	3/17	CAR	3-5		L		29-32-10	68	4th/13th	21,25,26p	Hackett	*18,394
72	3/19	VAN	2-0	W			30-32-10	70	4th/13th	26p,21	Harding	17,188
73	3/22	CGY	3-2	W		SO	31-32-10	72	4th/13th	15p,14	Harding	17,002
74	3/24	@ BUF	1-3		L		31-33-10	72	4th/13th	38	Harding	*18,690
75	3/25	@ WSH	0-3		L		31-34-10	72	4th/13th		Hackett	*18,506
76	3/27	NYR	2-3		L		31-35-10	72	4th/13th	21p,9p	Harding	17,880
77	3/29	FLA	3-2	W		OT	32-35-10	74	4th/13th	21,26,9	Backstrom	16,952
78	3/31	LAK	4-3	W			33-35-10	76	4th/13th	14,25,26	Backstrom	*18,209
79	4/01	@ CHI	5-4	W	SO		34-35-10	78	4th/12th	10,15p,4,21	Harding	*21,576
80	4/03	@ NSH	1-2		L	SO	34-35-11	79	4th/12th	15	Backstrom	*17,113
81	4/05	CHI	2-1	W	SO		35-35-11	81	4th/12th	22p	Harding	*18,643
82	4/07	ARI	1-4		L		35-36-11	81	4th/12th	15	Backstrom	*18,864



2010-11 MINNESOTA WILD

2010-11 GAME-BY-GAME



#	POS	PLAYER	GP	TOI/G	G	A	PTS	+/-	PIM	PP	SH	GW	SOG	SH%
24	RW	MARTIN HAVLAT	78	18:21	22	40	62	-10	52	3	0	4	229	9.6
9	C	MIKKO KOIVU	71	19:29	17	45	62	4	50	7	1	3	191	8.9
15	LW	ANDREW BRUNETTE	82	16:47	18	28	46	-7	16	8	0	3	117	15.4
8	D	BRENT BURNS	80	25:02	17	29	46	-10	98	8	0	3	170	10.0
7	C	MATT CULLEN	78	18:01	12	27	39	-14	34	5	4	2	150	8.0
96	C	PIERRE-MARC BOUCHARD	59	15:42	12	26	38	-3	14	0	0	2	98	12.2
21	C	KYLE BRODZIAK	80	15:46	16	21	37	-4	56	2	1	1	126	12.7
20	RW	ANTTI MIETTINEN	73	17:01	16	19	35	-3	38	8	0	4	168	9.5
22	RW	CAL CLUTTERBUCK	76	15:50	19	15	34	-5	79	4	0	3	191	9.9
11	C	JOHN MADDEN	76	15:20	12	13	25	-9	10	1	1	4	107	11.2
3	D	MAREK ZIDLICKY	46	21:46	7	17	24	-6	30	3	0	0	53	13.2
55	D	NICK SCHULTZ	74	20:13	3	14	17	-4	38	0	0	0	46	6.5
12	RW	CHUCK KOBASEW	63	11:50	9	7	16	-6	19	0	0	1	74	12.2
23	LW	ERIC NYSTROM	82	13:18	4	8	12	-16	30	1	0	0	83	4.8
46	D	JARED SPURGEON*	53	15:04	4	8	12	-1	2	2	0	1	38	10.5
16	RW	BRAD STAUBITZ	71	6:30	4	5	9	-5	173	0	0	1	29	13.8
4	D	CLAYTON STONER*	57	16:51	2	7	9	5	96	0	0	1	40	5.0
19	C	PATRICK O'SULLIVAN	21	13:46	1	6	7	-1	2	0	0	0	37	2.7
5	D	GREG ZANON	82	21:32	0	7	7	-5	48	0	0	0	55	0.0
48	LW	GUILLAUME LATENDRESSE	11	12:42	3	3	6	2	8	1	0	1	18	16.7
25	D	CAM BARKER	52	16:24	1	4	5	-10	34	0	0	1	44	2.3
41	D	JUSTIN FALK*	22	14:09	0	3	3	-4	6	0	0	0	7	0.0
45	RW	CARSON MCMILLAN*	4	9:20	1	1	2	1	0	0	0	0	5	20.0
17	C	CASEY WELLMAN*	15	10:38	1	1	2	-1	4	0	0	1	20	5.0
6	D	MARCO SCANDELLA*	20	14:58	0	2	2	-9	2	0	0	0	13	0.0
18	LW	COLTON GILLIES	7	10:22	1	0	1	-2	2	0	0	0	3	33.3
43	C	WARREN PETERS	11	8:42	1	0	1	-2	4	0	0	0	11	9.1
34	D	MAXIM NOREAU*	5	14:17	0	0	0	-1	0	0	0	0	8	0.0
27	C	CODY ALMOND*	8	7:01	0	0	0	0	2	0	0	0	3	0.0
28	LW	MATT KASSIAN*	4	5:29	0	0	0	-1	12	0	0	0	1	0.0
38	LW	ROBBIE EARL	6	8:45	0	0	0	-3	0	0	0	0	6	0.0
42	D	DREW BAGNALL	2	13:00	0	0	0	-2	4	0	0	0	1	0.0
29	RW	JED ORTMAYER	4	9:23	0	0	0	-1	2	0	0	0	5	0.0
39	D	NATE PROSSER*	2	14:48	0	0	0	0	0	0	0	0	1	0.0
#	GOALTENDER	GP	W	L	OT	SA	GA	GAA	SV	SV%	SO	A	PIM	MIN
32	NIKLAS BACKSTROM	51	22	23	5	1566	132	2.66	1434	0.916	3	1	2	2,977
60	JOSE THEODORE	32	15	11	3	963	81	2.71	882	0.916	1	0	2	1,792
35	ANTON KHUDOBIN*	4	2	1	0	86	5	1.59	81	0.942	1	0	0	188

* Rookie

GAME	DATE	OPPONENT	RESULT	W	L	OT	RECORD	PTS	DIVISION/CONF. RANK	WILD GOALS (BY #)	WILD GOALTENDERS	ATT.
1	10/7	CAR+	3-4	L			0-1-0	0	t-3rd/1-4th	47,7p,8p	Backstrom	12,355
2	10/8	@ CAR+	1-2	L		OT	0-1-1	1	3rd/1-6th	15p	Backstrom	*13,465
3	10/14	EDM	4-2	W			1-1-1	3	t-1st/1-8th	20p,9p,9p,7p	Backstrom	*18,449
4	10/16	CBJ	2-3	L			1-2-1	3	t-2nd/1-11th	8p,22	Backstrom	17,336
5	10/19	VAN	6-2	W			2-2-1	5	t-3rd/1-9th	3p,48,22p,11,15,7p	Backstrom	16,806
6	10/21	@ EDM	4-2	W			3-2-1	7	2nd/1-7th	21,21,48p,8	Backstrom	*16,839
7	10/22	@ VAN	1-5	L			3-3-1	7	4th/1-10th	20	Theodore	*18,860
8	10/25	LA	2-3	L		SO	3-3-2	8	t-2nd/1-9th	11,55	Backstrom	17,094
9	10/28	WSH	2-1	W			4-3-2	10	t-3rd/1-9th	12,9p	Backstrom	17,352
10	10/30	CHI	1-3	L			4-4-2	10	t-3rd/1-11th	3	Backstrom	*18,376
11	11/2	SI	1-0	W			5-4-2	12	t-3rd/1-9th	15p	Backstrom	16,502
12	11/5	CGY	2-1	W			6-4-2	14	2nd/8th	22,24	Backstrom	17,124
13	11/6	@ CBJ	3-2	W			7-4-2	16	2nd/1-6th	8p,8p,22	Theodore	13,457
14	11/11	@ ATL	1-5	L			7-5-2	16	2nd/1-8th	20p	Backstrom	10,055
15	11/12	@ FLA	1-2	L			7-6-2	16	3rd/1-10th	22p	Theodore	15,043
16	11/14	@ TB	4-1	W			8-6-2	18	2nd/1-8th	22p,11,20p,23	Backstrom	14,868
17	11/17	ANA	2-1	W		OT	9-6-2	20	3rd/1-10th	24,20	Backstrom	16,890
18	11/19	@ DET	4-3	W		OT	10-6-2	22	3rd/1-8th	8,22,9,11	Theodore	*20,066
19	11/20	NYR	2-5	L			10-7-2	22	3rd/10th	75,24	Backstrom	*18,695
20	11/24	PHI	1-6	L			10-8-2	22	3rd/1-12th	19	Theodore	16,516
21	11/26	NSH	5-2	W			11-8-2	24	3rd/1-10th	3,15,24,55,24	Theodore	17,814
22	11/27	@ COL	4-7	L			11-9-2	24	3rd/12th	20,7p,21,21	Backstrom	*18,007
23	11/29	@ CGY	0-3	L			11-10-2	24	3rd/12th		Theodore	*19,289
24	12/1	ARI	2-4	L			11-11-2	24	3rd/13th	7,9	Theodore	17,101
25	12/3	CGY	2-3	L		SO	11-11-3	25	3rd/13th	96,24	Backstrom	17,130
26	12/4	@ DAL	3-4	L		OT	11-11-4	26	3rd/13th	20,12,24	Theodore	14,344
27	12/9	@ ARI	3-2	W			12-11-4	28	3rd/13th	15,8,15p	Backstrom	7,749
28	12/11	@ LA	3-2	W		OT	13-11-4	30	3rd/13th	9s,22,8p	Theodore	*18,118
29	12/12	@ ANA	2-6	L			13-12-4	30	3rd/13th	8,3p	Backstrom	14,338
30	12/16	OTT	1-3	L			13-13-4	30	4th/14th	21	Theodore	17,366
31	12/18	@ CGY	3-1	W			14-13-4	32	3rd/13th	20p,9,12	Backstrom	*19,289
32	12/20	CGY	4-1	W			15-13-4	34	3rd/13th	21,24p,11p,22	Backstrom	*18,315
33	12/23	@ COL	3-1	W			16-13-4	36	3rd/13th	7s,7,15p	Theodore	16,323
34	12/26	DET	1-4	L			16-14-4	36	3rd/13th	8p	Backstrom	*19,227
35	12/27	@ CBJ	3-4	L		SO	16-14-5	37	3rd/13th	12,9,22	Theodore	14,454
36	12/29	SI	5-3	W			17-14-5	39	3rd/1-12th	21p,9,12,8,21	Backstrom	*19,131
37	12/31	NSH	1-4	L			17-15-5	39	3rd/13th	12	Backstrom	*18,285
38	1/2	ARI	6-5	W		OT	18-15-5	41	3rd/13th	15,15p,55,8,96,25	Theodore	17,240
39	1/4	@ NJ	2-1	W			19-15-5	43	3rd/1-12th	22,4	Theodore	13,257
40	1/6	@ BOS	4-0	W			20-15-5	45	3rd/1-10th	24p,22,9	Theodore	*17,565
41	1/8	@ PIT	4-0	W			21-15-5	47	3rd/1-7th	12,24,22,21	Theodore	*18,263
42	1/9	DAL	0-4	L			21-16-5	47	3rd/1-8th		Theodore	*18,219
43	1/11	@ NSH	1-5	L			21-17-5	47	3rd/1-9th	9	THEODORE/Khudobin	15,511
44	1/14	COL	1-4	L			21-18-5	47	3rd/1-10th	15	Khudobin	*18,219
45	1/16	VAN	4-0	W			22-18-5	49	3rd/1-9th	15p,24,7s,11	Khudobin	*18,458
46	1/18	@ EDM	4-1	W			23-18-5	51	3rd/1-9th	7,8,96,15p	Khudobin	*16,839
47	1/19	@ CGY	6-0	W			24-18-5	53	3rd/9th	24,9p,11,22,12,24	Backstrom	*19,289
48	1/22	@ SJ	3-4	L			24-19-5	53	3rd/10th	9p,3p,8	Backstrom	*17,562
49	1/25	@ CHI	4-2	W			25-19-5	55	3rd/1-9th	24,12,20,96	Backstrom	*21,247
50	2/1	LA	26-19-5	57			26-19-5	57	2nd/9th		Backstrom	17,504
51	2/3	@ COL	4-3	W			27-19-5	59	2nd/1-7th	21,15,15,96	Theodore	13,818
52	2/5	@ ARI	0-1	L			27-20-5	59	t-2nd/1-9th		Backstrom	14,587
53	2/9	COL	3-2	W			28-20-5	61	3rd/9th	20p,24,11	Backstrom	*18,194
54	2/11	@ STL	5-4	W		SO	29-20-5	63	3rd/9th	15,22,22,24	Theodore	*19,150
55	2/12	STL	3-1	W			30-20-5	65	2nd/8th	22,20p,21	Backstrom	*19,322
56	2/15	VAN	1-4	L			30-21-5	65	3rd/1-9th	22p	Backstrom	*18,106
57	2/16	@ CHI	1-3	L			30-22-5	65	3rd/10th	7p	Theodore	*21,535
58	2/18	ANA	5-1	W			31-22-5	67	3rd/10th	9,7s,23p,21,24p	Backstrom	*18,967
59	2/20	DET	1-2	L		SO	31-22-6	68	3rd/1-7th	24	Backstrom	*18,912
60	2/22	EDM	4-1	W			32-22-6	70	t-2nd/1-5th	24,21,46p,96	Backstrom	17,321
61	2/24	@ LA	2-4	L			32-23-6	70	t-2nd/1-6th	23,8p	Backstrom	*18,118
62	2/25	@ ANA	3-2	W		OT	33-23-6	72	2nd/1-5th	11,4,96	Theodore	13,617
63	2/28	CHI	2-4	L			33-24-6	72	3rd/1-8th	24,8	Backstrom	*19,155
64	3/2	@ NYI	1-4	L			33-25-6	72	3rd/11th	11	Backstrom	7,098
65	3/3	@ NYR	3-1	W			34-25-6	74	3rd/1-9th	21p,17,96	Theodore	*18,200
66	3/6	BUF	2-3	L		OT	34-25-7	75	3rd/1-9th	43,3p	Theodore	*18,091
67	3/8	COL	5-2	W			35-25-7	77	3rd/1-8th	24,15p,11,46,21s	Backstrom	*18,441
68	3/10	@ NSH	0-4	L			35-26-7	77	3rd/1-10th		Backstrom	15,343
69	3/11	@ DAL	0-4	L			35-27-7	77	3rd/11th		Theodore	14,545
70	3/14	@ VAN	2-4	L			35-28-7	77	3rd/11th	15,9	Backstrom	*18,860



2009-10 MINNESOTA WILD

2009-10 GAME-BY-GAME



#	POS	PLAYER	GP	TOI/G	G	A	PTS	+/-	PIM	PP	SH	GW	SOG	SH%
9	C	MIKKO KOIVU	80	20:44	22	49	71	-2	50	8	1	2	246	8.9
15	L	ANDREW BRUNETTE	82	17:01	25	36	61	-5	12	12	0	3	129	19.4
14	R	MARTIN HAVLAT	73	17:55	18	36	54	-19	34	4	0	3	169	10.7
3	D	MAREK ZIDICKY	78	24:10	6	37	43	-16	67	4	0	3	116	5.2
20	R	ANTTI MIETTINEN	79	18:02	20	22	42	-2	44	5	0	4	175	11.4
48	L	GUILLAUME LATENDRESSE	55	16:27	25	12	37	1	12	7	0	4	133	18.8
25	C	ERIC BELANGER	60	15:45	13	22	35	-1	28	3	0	3	120	10.8
11	R	OWEN NOLAN	73	16:35	16	17	33	-12	40	4	1	3	151	10.6
21	C	KYLE BRODZIAK	82	15:19	9	23	32	-3	22	0	0	3	140	6.4
22	R	CAL CLUTTERBUCK	74	14:16	13	8	21	-8	52	1	2	1	136	9.6
8	D	BRENT BURNS	47	22:22	3	17	20	-15	32	2	0	0	104	2.9
55	D	NICK SCHULTZ	80	20:58	1	19	20	-8	43	1	0	0	83	1.2
6	D	GREG ZANON	81	22:22	2	13	15	-10	36	0	0	0	59	3.4
12	R	CHUCK KOBASEW	42	13:50	9	5	14	-9	16	2	0	2	58	15.5
16	C	ANDREW EBBETT	49	13:05	8	6	14	-8	6	2	0	2	57	14.0
5	D	KIM JOHANSSON	52	23:46	6	8	14	3	26	3	0	0	84	7.1
34	D	SHANE HINDY	70	13:32	2	12	14	-6	66	0	0	0	49	4.1
45	D	CAM BARKER	19	22:01	1	6	7	-2	10	1	0	0	31	3.2
38	L	ROBBIE EARL*	32	8:56	6	0	6	1	6	0	0	0	29	20.7
51	C	JAMES SHEPPARD	64	11:59	2	4	6	-14	38	0	0	0	64	3.1
67	L	BENOIT POULIOT	14	11:56	2	2	4	0	12	0	0	0	19	10.5
17	C	CASEY WELLMAN*	12	12:03	1	3	4	-2	0	0	0	0	18	5.6
24	L	DEREK BOOGAARD	57	6:09	0	4	4	-12	105	0	0	0	26	0.0
17	R	PETR SYKORA	14	11:59	2	1	3	-7	8	0	0	0	13	15.4
36	D	JOHN SCOTT	51	8:36	1	1	2	-3	90	0	0	0	22	4.5
7	D	CLAYTON STONER*	8	13:18	0	2	2	1	12	0	0	0	5	0.0
23	C	CODY ALMOND*	7	7:45	1	0	1	-3	9	0	0	0	6	16.7
39	D	NATE PROSSER*	3	19:36	0	1	1	2	8	0	0	0	4	0.0
26	D	JAIME SIFERS	14	12:59	0	0	0	0	1	6	0	0	9	0.0
29	R	PETR KALUS*	2	7:44	0	0	0	0	0	0	0	0	0	0.0
44	D	JUSTIN FALK*	3	7:32	0	0	0	-2	0	0	0	0	0	0.0
40	R	DANNY IRMAN*	2	4:38	0	0	0	-1	0	0	0	0	0	0.0
34	D	MAXIM NOREAU*	1	7:01	0	0	0	0	0	0	0	0	0	0.0

#	GOALTENDER	GP	W	L	OT	SA	GA	GAA	SV	SV%	SO	A	PIM	MIN
32	NIKLAS BACKSTROM	60	26	23	8	1,632	158	2.72	1,474	.903	2	1	4	3,489
37	JOSH HARDING	25	9	12	0	692	66	3.05	626	.905	1	1	4	1,300
31	WADE DUBIELEWICZ	3	1	1	0	34	5	2.97	29	.853	0	0	0	101
35	ANTON KHUDBIN*	2	2	0	0	48	1	0.87	47	.979	0	0	0	69

* Rookie

GAME	DATE	OPPONENT	RESULT	W	L	OT	RECORD	PTS	DIVISION/ CONF. RANK	WILD GOALS (BY #)	WILD GOALTENDERS	ATT.
1	10/3	@ CBJ	1-2		L		0-1-0	0	t-3rd/t-11	15p	Backstrom	18,159
2	10/6	ANA	4-3	W		OT	1-1-0	2	t-3rd/t-7th	9p, 17, 25p, 15p	Backstrom	*18,256
3	10/8	@ LA	3-6	L			1-2-0	2	4th/t-13th	14p, 55p, 5	Harding	14,995
4	10/10	@ SJ	2-4	L			1-3-0	2	t-4th/t-14th	15, 11p	Backstrom	17,562
5	10/14	@ ANA	2-3	L			1-4-0	2	5th/t-15th	25, 15	Backstrom	15,111
6	10/16	@ EDM	2-5	L			1-5-0	2	5th/t-15th	67, 15p	Harding	16,839
7	10/17	@ VAN	1-2	L			1-6-0	2	5th/t-15th	9	Backstrom	18,810
8	10/21	COL	3-2	W		SO	2-6-0	4	5th/t-15th	8p, 9p	Backstrom	*18,175
9	10/23	@ STL	1-3	L			2-7-0	4	5th/t-15th	12	Backstrom	19,150
10	10/24	CAR	3-2	W		OT	3-7-0	6	5th/t-15th	15p, 21, 22	Backstrom	*18,145
11	10/26	@ CHI	1-3	L			3-8-0	6	5th/t-15th	15p	Backstrom	20,046
12	10/28	NSH	3-4	L			3-9-0	6	5th/t-15th	8p, 22, 11	Backstrom	*18,199
13	10/30	NYR	3-2	W			4-9-0	8	5th/t-15th	17, 25, 20	Backstrom	*18,106
14	10/31	@ PIT	2-1	W			5-9-0	10	5th/t-15th	21, 25	Backstrom	16,960
15	11/5	VAN	2-5	L			5-10-0	10	5th/t-15th	21, 21	BACKSTROM/HARDING	*18,105
16	11/7	DAL	3-2	W			6-10-0	12	5th/t-15th	22s, 9, 3	Backstrom	*18,555
17	11/10	@ TOR	5-2	W			7-10-0	14	5th/t-15th	14p, 3p, 9, 6, 11s	Backstrom	19,063
18	11/12	@ TB	3-4	L		OT	7-10-1	15	5th/t-14th	67, 5p, 11	Backstrom	14,530
19	11/13	@ WSH	1-3	L			7-11-1	15	5th/t-14th	22	Harding	18,277
20	11/15	@ CAR	4-5	L		OT	7-11-2	16	5th/t-14th	20, 38, 36, 38	Backstrom	12,194
21	11/18	ARI	2-3	L			7-12-2	16	5th/t-14th	15, 20	Backstrom	*18,110
22	11/20	NYI	3-2	W			8-12-2	18	5th/t-14th	11, 9p, 11	Backstrom	*18,114
23	11/25	BOS	2-3	L		SO	8-12-3	19	5th/t-15th	16p	Backstrom	*18,208
24	11/27	COL	5-3	W			9-12-3	21	5th/t-15th	11, 12, 12p, 15p, 12	Backstrom	*18,365
25	11/28	COL	3-2	W		SO	10-12-3	23	5th/t-15th	25, 48	Harding	15,303
26	12/2	NSH	5-4	W		OT	11-12-3	25	4th/t-12th	20, 22, 48, 9p, 16	Backstrom	*18,071
27	12/4	ANA	5-4	W		SO	12-12-3	27	4th/t-12th	9, 20, 9, 20p	Backstrom	*18,265
28	12/5	@ NSH	5-3	W			13-12-3	29	4th/t-12th	16, 51, 15p, 20, 25p	Harding	13,145
29	12/7	@ ARI	0-2	L			13-13-3	29	5th/t-13th		Backstrom	8,981
30	12/9	@ COL	1-0	W			14-13-3	31	5th/t-13th	20	Backstrom	11,435
31	12/11	@ CGY	2-1	W			15-13-3	33	5th/t-13th	51, 14	Backstrom	19,289
32	12/12	@ VAN	3-4	L			15-14-3	33	5th/t-13th	34, 6, 14	Harding	18,810
33	12/15	CBJ	2-1	W			16-14-3	35	t-4th/t-12th	48, 3	Backstrom	*18,086
34	12/17	@ MTL	3-1	W			17-14-3	37	4th/t-11th	38, 9p, 22	Backstrom	21,273
35	12/19	@ OTT	1-4	L			17-15-3	37	4th/t-11th	14	Backstrom	16,259
36	12/21	COL	3-4	L			17-16-3	37	4th/t-11th	22s, 11, 14	Backstrom	*18,244
37	12/23	EDM	3-1	W			18-16-3	39	4th/t-11th	15p, 11, 48	Backstrom	*18,250
38	12/26	STL	4-3	W			19-16-3	41	4th/t-11th	48, 34, 5, 48	Backstrom	*18,554
39	12/28	@ LA	4-3	W			20-16-3	43	4th/t-10th	14, 5p, 25, 25	Backstrom	18,118
40	12/29	@ ANA	2-4	L			20-17-3	43	4th/t-11th	20, 5p	Harding	16,960
41	12/31	LA	2-5	L			20-18-3	43	4th/t-11th	15, 11	Backstrom	*18,504
42	1/2	NY	3-5	L			20-19-3	43	4th/t-11th	25, 3s, 15	Backstrom	*19,155
43	1/5	@ CHI	1-4	L			20-20-3	43	4th/t-11th	48	Harding	21,381
44	1/6	CGY	4-1	W			21-20-3	45	4th/t-11th	25p, 21, 25, 22	Backstrom	*18,137
45	1/9	CHI	6-5	W			22-20-3	47	4th/t-11th	48, 5, 9, 3p, 48	Backstrom/HARDING	*19,310
46	1/11	PIT	4-3	W			23-20-3	49	4th/t-10th	25, 14, 22, 48	Backstrom	*19,044
47	1/13	VAN	5-2	W			24-20-3	51	4th/t-10th	21, 9, 20p, 11, 20	Backstrom	*18,356
48	1/14	@ STL	0-1	L			24-21-3	51	4th/t-10th		Harding	19,150
49	1/16	@ ARI	4-6	L			24-22-3	51	4th/t-10th	48, 48p, 11p, 48	Backstrom	12,631
50	1/18	@ DAL	3-4	L			24-23-3	51	4th/t-12th	20p, 20, 9	BACKSTROM/HARDING	16,302
51	1/21	DET	3-4	L		SO	24-23-4	52	4th/t-12th	38, 14, 15	Harding/BACKSTROM	18,330
52	1/23	CBJ	4-2	W			25-23-4	54	4th/t-12th	9, 9, 25, 38	Backstrom	*18,173
53	1/27	DET	5-2	W			26-23-4	56	4th/t-11th	20p, 20, 16, 48, 14p	Harding	*18,316
54	1/28	@ COL	1-0	W			27-23-4	58	4th/t-10th	14	Harding	11,597
55	1/30	@ SJ	2-5	L			27-24-4	58	4th/t-12th	11, 22p	Harding	17,652
56	2/2	@ DAL	2-4	L			27-25-4	58	4th/t-12th	48p, 15	Dubielewicz	16,729
57	2/4	EDM	4-2	W			28-25-4	60	4th/t-12th	14, 20, 48, 14	Harding/KHUBOBIN	*18,168
58	2/6	PHI	2-1	W			29-25-4	62	4th/t-11th	22, 11	Khudobin	*18,640
59	2/10	ARI	2-3	L			29-26-4	62	4th/t-12th	48p, 14	Backstrom	*18,178
60	2/12	ATL	2-3	L			29-27-4	62	4th/t-13th	15p, 16	Backstrom	*18,257
61	2/14	VAN	6-2	W			30-27-4	64	4th/t-13th	48p, 21, 3p, 15p, 22, 45p	Backstrom	*19,342
62	3/3	@ CGY	4-0	W			31-27-4	66	4th/t-13th	21, 15, 9, 14	Backstrom	19,289
63	3/5	@ EDM	1-2	L		SO	31-27-5	67	4th/t-13th	48	Backstrom	16,839
64	3/7	CGY	2-5	L			31-28-5	67	4th/t-13th	48, 48p	Backstrom	*18,217
65	3/9	FLA	2-3	L		SO	31-28-6	68	4th/t-13th	9p, 38	Backstrom	*18,191
66	3/11	@ DET	1-5	L			31-29-6	68	4th/t-13th	16	Harding	19,327
67	3/12	@ BUF	3-2	W			32-29-6	70	4th/t-12th	16p, 48, 15	Harding	18,690
68	3/14	STL	4-2	W			33-29-6	72	4th/t-11th	15, 9p, 48, 20	Harding	*18,580
69	3/16	EDM	4-2	W			34-29-6	74	4th/t-10th	16, 20, 12, 14	Harding	*18,474
70	3/18	@ NSH	0-5	L			34-30-6	74	4th/t-11th		HARDING/DUBIELEWICZ	16,615
71	3/19	@ CBJ	2-4	L			34-31-6	74	4th/t-12th	9, 12	Harding	16,419
72	3/21	CGY	4-3	W			35-31-6	76	4th/t-12th	15, 48p, 12, 12	Harding	*18,411
73	3/23	SJ	1-4	L			35-32-6	76	4th/t-13th	48p	Backstrom	*18,551
74	3/25	@ PHI	4-3	W		OT	36-32-6	78	4th/t-13th	3p, 14, 15, 21	Backstrom	19,716
75	3/26	@ DET	2-6	L			36-33-6	78	4th/t-13th	15p, 11	HARDING/Backstrom	20,066
76	3/29	LA	3-2	W			37-33-6	80	4th/t-13th	11p, 8, 14p	Backstrom	*18,284
77	3/31	CHI	0-4	L			37-34-6	80	4th/t-13th		Backstrom	*18,933
78	4/2	SJ	2-3	L			37-35-6	80	4th/t-13th	22, 20p	Backstrom	*18,584
79	4/4	@ VAN	3-4	L		OT	37-35-7	81	4th/t-13th	15p, 23, 20	Backstrom	18,810
80	4/5	@ EDM	1-4	L			37-36-7	81	4th/t-13th	15	Backstrom	16,839
81	4/8	@ CGY	2-1	W		SO	38-36-7	83	4th/t-13th	12p	Backstrom/DUBIELEWICZ	19,289
82	4/10	DAL	3-4	L			38-36-8	84	4th/t-13th	9p, 9, 17	Backstrom	*19,109



2008-09 MINNESOTA WILD



#	POS	PLAYER	GP	TOI/G	G	A	PTS	+/-	PIM	PP	SH	GW	SOG	SH%
9	C	MIKKO KOIVU	79	21:29	20	47	67	2	66	5	4	3	236	8.5
15	L	ANDREW BRUNETTE	80	16:56	22	28	50	-5	18	9	0	3	118	18.6
96	C	PIERRE-MARC BOUCHARD	71	16:58	16	30	46	-5	20	2	0	1	142	11.3
11	R	OWEN NOLAN	59	16:23	25	20	45	5	26	12	0	5	148	16.9
20	R	ANTTI MIETTINEN	82	18:16	15	29	44	-1	32	4	2	3	186	8.1
3	D	MAREK ZIDLICKY	76	22:06	12	30	42	-12	76	10	0	3	147	8.2
25	C	ERIC BELANGER	79	17:50	13	23	36	-5	26	4	0	4	147	8.8
47	D	MARC-ANDRE BERGERON	72	16:54	14	18	32	5	30	7	0	3	140	10.0
8	D	BRENT BURNS	59	22:25	8	19	27	-7	45	4	0	2	147	5.4
51	C	JAMES SHEPPARD	82	15:10	5	19	24	-14	41	0	0	1	88	5.7
5	D	KIM JOHANSSON	81	24:31	2	22	24	-3	44	1	0	0	93	2.2
19	L	STEPHANE VEILLEUX	81	15:47	13	10	23	-17	40	0	1	1	146	8.9
10	R	MARIAN GABORIK	17	19:59	13	10	23	3	2	2	1	2	68	19.1
22	R	CAL CLUTTERBUCK*	78	13:00	11	7	18	-5	76	1	0	1	136	8.1
41	D	MARTIN SKOULA	81	19:57	4	12	16	-12	10	0	0	0	55	7.3
49	C	DAN FRITSCHKE	50	10:38	5	8	13	-5	12	1	1	0	54	9.3
67	L	BENOIT POULIOT*	37	11:50	5	6	11	1	18	2	0	1	34	14.7
55	D	NICK SCHULTZ	79	20:33	2	9	11	-4	31	0	0	0	48	4.2
28	L	PETER OLVECKY*	31	8:55	2	5	7	1	12	0	0	1	19	10.5
18	C	COLTON GILLIES*	45	8:13	2	5	7	-2	18	0	0	1	22	9.1
39	C	KRISTOFER KOLANOS	21	10:36	3	3	6	3	16	1	0	0	30	10.0
26	D	KURTIS FOSTER	10	13:35	1	5	6	7	6	0	0	0	10	10.0
12	R	CRAIG WELLER	36	6:57	1	2	3	-3	47	1	0	0	27	3.7
24	L	DEREK BOOGAARD	51	4:59	0	3	3	3	87	0	0	0	13	0.0
6	D	TOMAS MOJZIS	4	7:14	0	1	1	-1	2	0	0	0	2	0.0
36	D	JOHN SCOTT*	20	9:14	0	1	1	-1	21	0	0	0	6	0.0

#	GOALTENDER	GP	W	L	OT	SA	GA	GAA	SV	SV%	SO	A	PIM	MIN
32	NIKLAS BACKSTROM	71	37	24	8	2,059	159	2.33	1,900	.923	8	0	6	4,088
29	JOSH HARDING	19	3	9	1	453	32	2.21	421	.929	0	0	2	870

* Rookie

2008-09 GAME-BY-GAME



GAME	DATE	OPPONENT	RESULT	W	L	OT	RECORD	PTS	DIVISION/ CONF. RANK	WILD GOALS (BY #)	WILD GOALTENDERS	ATT.
1	10/11	BOS	4-3	W			1-0-0	2	2nd/5th	25p, 47p, 20, 25	Backstrom	*18.568
2	10/14	@ ATL	4-2	W			2-0-0	4	1st/2nd	15p, 10, 20, 20	Backstrom	11.843
3	10/16	@ FLA	6-2	W			3-0-0	6	1st/2nd	15, 5, 20p, 67, 20p, 9p	Backstrom	12.106
4	10/18	@ TB	1-0	W			4-0-0	8	t-1st/t-3rd		Backstrom	15.191
5	10/23	BUF	3-4		L	OT	4-0-1	9	1st/3rd	67, 19, 8p	Backstrom	*18.568
6	10/25	CBJ	2-1	W			5-0-1	11	1st/3rd	96, 11	Backstrom	*18.568
7	10/27	CHI	3-2	W			6-0-1	13	1st/3rd	15, 20, 8p	Backstrom	*18.568
8	10/29	@ DAL	2-4		L		6-1-1	13	1st/3rd	47p, 15p	BACKSTROM/Harding	18.431
9	10/30	MTL	1-2		L		6-2-1	13	t-1st/t-3rd	8	Harding	*18.568
10	11/1	@ ARI	3-2	W			7-2-1	15	1st/3rd	67, 9, 25	Backstrom	14.817
11	11/4	@ SJ	1-3		L		7-3-1	15	1st/3rd	39	Backstrom	17.183
12	11/6	@ COL	3-1	W			8-3-1	17	1st/3rd	96, 67p, 15	Backstrom	14.562
13	11/8	@ VAN	0-2		L		8-4-1	17	t-1st/t-3rd		Backstrom	18.630
14	11/13	ARI	4-0	W			9-4-1	19	1st/3rd	3p, 15p, 25p, 3p	Backstrom	*18.568
15	11/15	CBJ	3-2	W		SO	10-4-1	21	1st/3rd	67p, 2	Backstrom	*18.568
16	11/18	@ PIT	2-1	W		SO	11-4-1	23	t-1st/t-3rd	9	Backstrom	16.971
17	11/20	VAN	2-3		L		11-5-1	23	2nd/4th	9, 9	Backstrom	*18.568
18	11/22	STL	1-2		L		11-6-1	23	t-2nd/t-4th	19	Backstrom	*18.568
19	11/24	WSH	4-3	W			12-6-1	25	2nd/4th	22, 22p, 3p, 51	Backstrom	*18.568
20	11/26	DAL	3-4		L		12-7-1	25	3rd/7th	25, 11p, 15	Backstrom	*18.568
21	11/28	TB	4-2	W			13-7-1	27	2nd/5th	11, 51, 9, 25	Backstrom	*18.568
22	11/29	@ NSH	6-2	W			14-7-1	29	2nd/5th	96p, 15p, 11p, 9, 9p, 12p	Harding	13.990
23	12/1	COL	5-6		L		14-8-1	29	2nd/5th	96, 9p, 96p, 11p, 8	BACKSTROM/Harding	*18.568
24	12/3	STL	4-0	W			15-8-1	31	1st/3rd	25, 15p, 3p, 20	Backstrom	*18.568
25	12/5	VAN	1-2		L		15-9-1	31	2nd/4th	9	Backstrom	*18.568
26	12/6	@ NSH	0-1		L		15-10-1	31	t-2nd/t-4th		Harding	14.408
27	12/11	@ ARI	1-3		L		15-11-1	31	3rd/7th	20	Backstrom	13.296
28	12/13	@ LA	1-3		L		15-12-1	31	3rd/7th	8p	Backstrom	14.857
29	12/14	@ ANA	2-4		L		15-13-1	31	3rd/7th	47p, 25	Harding	16.577
30	12/17	CGY	2-3		L	OT	15-13-2	32	3rd/8th	15, 10	Backstrom	*18.568
31	12/19	NYI	4-1	W			16-13-2	34	3rd/8th	19, 18, 9, 9p	Backstrom	*18.568
32	12/20	@ STL	2-4		L		16-14-2	34	3rd/9th	55, 9p	Backstrom	19.150
33	12/23	CAR	3-2	W			17-14-2	36	3rd/8th	22, 10p, 19s	Backstrom	*18.568
34	12/28	CHI	1-4		L		17-15-2	36	4th/9th	22	Backstrom	*18.568
35	12/29	@ CGY	1-2		L		17-16-2	36	5th/11th	19	Harding	19.289
36	12/31	SJ	3-2	W		OT	18-16-2	38	3rd/8th	11p, 39p, 8	Backstrom	*18.568
37	1/3	DET	2-3		L	SO	18-16-3	39	3rd/8th	11p, 20	Harding	*18.568
38	1/4	@ COL	2-0	W			19-16-3	41	3rd/8th	11p, 11	Backstrom	14.125
39	1/6	@ BOS	1-0	W			20-16-3	43	3rd/7th	3p	Backstrom	16.272
40	1/8	@ PHI	1-3		L		20-17-3	43	3rd/9th	19	Backstrom	19.596
41	1/10	@ CBJ	2-4		L		20-18-3	43	5th/11th	20, 3p	Harding	16.605
42	1/13	ARI	6-3	W			21-18-3	45	3rd/9th	47, 11, 15, 9, 22, 51	Backstrom	*18.568
43	1/15	EDM	5-1	W			22-18-3	47	3rd/8th	39, 22, 9p, 8, 25p	Backstrom	*18.568
44	1/17	ANA	0-3		L		22-19-3	47	3rd/9th		Backstrom	*18.568
45	1/19	@ CHI	4-1	W			23-19-3	49	3rd/8th	9, 3p, 3p, 22	Backstrom	21.320
46	1/20	LA	2-5		L		23-20-3	49	4th/9th	11p, 3p	BACKSTROM/Harding	*18.568
47	1/27	TOR	6-1	W			24-20-3	51	t-2nd/t-8th	22, 47, 9p, 15, 9p, 11	Backstrom	*18.568
48	1/30	@ EDM	1-3		L		24-21-3	51	t-2nd/t-6th	15	Backstrom	16.839
49	1/31	@ VAN	4-3	W		OT	25-21-3	53	t-2nd/t-6th	9p, 47, 25, 47p	Backstrom	18.630
50	2/4	ANA	3-0	W			26-21-3	55	t-2nd/t-6th	15p, 9, 9p	Backstrom	*18.568
51	2/6	NSH	0-2		L		26-22-3	55	t-3rd/t-8th		Backstrom	*18.568
52	2/8	EDM	3-2	W		SO	27-22-3	57	2nd/7th	25, 20s	Backstrom	*18.568
53	2/11	COL	3-2	W			28-22-3	59	2nd/t-6th	96, 11, 20	Backstrom	*18.568
54	2/12	@ DET	2-4		L		28-23-3	59	3rd/t-7th	8p, 9s	Harding	20.066
55	2/14	OTT	3-5		L		28-24-3	59	4th/10th	96, 11p, 11	Backstrom/HARDING	*18.568
56	2/19	CGY	2-3		L	OT	28-24-4	60	4th/t-9th	49s, 18	Backstrom	*18.568
57	2/21	DET	5-2	W			29-24-4	62	4th/9th	11, 11p, 9p, 41, 19	Backstrom	*18.568
58	2/22	@ CHI	2-1	W			30-24-4	64	3rd/8th	49p, 28	Harding	22.443
59	2/24	LA	1-2		L	SO	30-24-5	65	t-3rd/t-7th	20s	Backstrom	*18.568
60	2/27	@ CGY	1-4		L		30-25-5	65	t-3rd/t-7th	47	Backstrom	19.289
61	2/28	@ EDM	2-3		L		30-26-5	65	4th/t-10th	15p, 20p	Harding	16.839
62	3/3	@ VAN	2-4		L		30-27-5	65	4th/11th	49, 3p	Backstrom	18.630
63	3/5	@ SJ	4-3	W		OT	31-27-5	67	4th/11th	47, 9p, 3, 9	Backstrom	17.496
64	3/7	@ LA	3-4		L		31-28-5	67	4th/11th	11, 19, 25	Backstrom/HARDING	18.118
65	3/8	@ ANA	3-2	W			32-28-5	69	4th/10th	19, 19, 15	Backstrom	17.300
66	3/10	SJ	4-5		L	OT	32-28-6	70	4th/t-9th	28, 9p, 11, 11	Backstrom	*18.568
67	3/12	@ COL	1-2		L	SO	32-28-7	71	4th/t-9th	47p	Backstrom	14.213
68	3/14	@ DAL	2-3		L	OT	32-28-8	72	4th/10th	9p, 15	Backstrom	18.584
69	3/15	@ STL	3-5		L		32-29-8	72	4th/10th	15, 19, 47	BACKSTROM/Harding	19.150
70	3/17	COL	3-2	W		SO	33-29-8	74	4th/t-9th	19, 55	Backstrom	*18.568
71	3/20	@ NJ	0-4		L		33-30-8	74	4th/t-11th		Backstrom	17.625
72	3/22	EDM	3-0	W			34-30-8	76	4th/t-9th	11p, 11, 19	Backstrom	*18.568
73	3/24	@ NYR	1-2		L		34-31-8	76	4th/11th	10	Backstrom	18.200
74	3/25	@ NYI	6-2	W			35-31-8	78	4th/t-9th	10, 20p, 11p, 41, 15, 10p	Backstrom	13.332
75	3/28	@ CGY	2-3		L		35-32-8	78	4th/11th	15, 51	Backstrom	19.289
76	3/29	@ EDM	3-2	W			36-32-8	80	4th/11th	15, 41, 10	Backstrom	16.839
77	3/31	VAN	1-2		L	OT	36-32-9	81	t-3rd/t-10th	10	Backstrom	*18.568
78	4/3	CGY	4-0	W			37-32-9	83	3rd/10th	15p, 22, 11, 10	Backstrom	*18.568
79	4/5	@ DET	2-3		L		37-33-9	83	t-3rd/t-10th	22, 10	Backstrom	20.066
80	4/7	DAL	3-1	W			38-33-9	85	3rd/10th	10, 25p, 11p	Backstrom	*18.568
81	4/10	NSH	8-4	W			39-33-9	87	3rd/10th	49, 15p, 47, 5p, 47p, 9s, 22, 3	Backstrom	*18.568
82	4/11	@ CBJ	6-3	W			40-33-9	89	3rd/9th	26, 10s, 41, 10, 47, 9s	Harding	*18.568



2007-08 MINNESOTA WILD

2007-08 GAME-BY-GAME



#	POS	PLAYER	GP	TOI/G	G	A	PTS	+/-	PIM	PP	SH	GW	SOG	SH%
10	RW	MARIAN GABORIK	77	19:35	42	41	83	17	63	11	1	8	278	15.1
96	RW	PIERRE-MARC BOUCHARD	81	16:50	13	50	63	11	32	6	0	4	129	10.1
12	RW	BRIAN ROLSTON	81	20:04	31	28	59	-1	53	11	1	8	289	10.7
38	C	PAVOL DEMITRA	68	19:42	15	39	54	9	24	2	0	1	126	11.9
8	D	BRENT BURNS	82	23:05	15	28	43	12	80	8	0	4	158	9.5
9	C	MIKKO KOIVU	57	20:53	11	31	42	13	40	2	0	2	144	7.6
25	C	ERIC BELANGER	75	17:13	13	24	37	-6	30	7	1	3	115	11.3
21	RW	MARK PARRISH	66	14:56	16	14	30	2	16	7	0	0	95	16.8
5	D	KIM JOHANSSON	80	23:26	4	23	27	-4	42	2	0	0	87	4.6
26	D	KURTIS FOSTER	56	16:24	7	12	19	0	37	3	0	2	118	5.9
15	C	JAMES SHEPPARD*	78	10:36	4	15	19	0	29	0	0	1	57	7.0
17	LW	STEPHANE VEILLEUX	77	14:31	11	7	18	-13	61	0	0	0	136	8.1
92	LW	BRANKO RADIVOJEVIC	73	14:54	7	10	17	-14	48	1	0	3	91	7.7
55	D	NICK SCHULTZ	81	20:10	2	13	15	9	42	0	0	0	52	3.8
34	LW	AARON VOROS*	55	9:11	7	7	14	-7	141	0	0	1	52	13.5
17	LW	TODD FEDORUK	69	10:18	6	7	13	2	139	2	0	0	57	10.5
41	D	MARTIN SKOULA	80	20:28	3	8	11	-16	26	0	0	1	63	4.8
3	D	KEITH CARNEY	61	13:22	1	10	11	8	42	0	0	0	27	3.7
6	D	SEAN HILL	35	15:12	2	7	9	-16	32	1	0	1	18	11.1
33	D	PETTERI NUMMELIN	27	15:20	2	7	9	-2	2	1	0	1	31	6.5
83	RW	MATT FOY	28	7:49	4	4	8	-1	28	0	0	1	38	10.5
67	LW	BENOIT POULIOT*	11	8:49	2	1	3	-1	0	0	0	0	11	20.0
11	LW	CHRIS SIMON	38	7:10	1	2	3	-2	59	0	0	0	27	3.7
24	LW	DEREK BOOGAARD	34	3:55	0	0	0	-5	74	-0	0	0	6	0.0
16	C	STEVE KELLY	2	3:43	0	0	0	0	0	0	0	0	1	0.0
22	RW	CAL CLUTTERBUCK*	2	7:05	0	0	0	0	0	0	0	0	0	0.0

#	GOALTENDER	GP	W	L	OT	SA	GA	GAA	SV	SV%	SO	A	PIM	MIN
32	NIKLAS BACKSTROM	58	33	13	8	1,629	131	2.31	1,498	.920	4	0	2	3,409
29	JOSH HARDING*	29	11	15	2	836	77	2.94	761	.910	1	1	0	1,570

* Rookie

GAME	DATE	OPPONENT	RESULT	W	L	OT	RECORD	PTS	DIVISION/ CONF. RANK	WILD GOALS (BY #)	WILD GOALTENDERS	ATT.
1	10/4	CHI	1-0 W				1-0-0	2	t-1st/t-2nd	96	Backstrom	*18,568
2	10/6	CBJ	3-2 W				2-0-0	4	t-1st/t-1st	96, 25, 8	Backstrom	*18,568
3	10/10	EDM	2-0 W				3-0-0	6	1st/2nd	8, 39	Backstrom	*18,568
4	10/13	@ ARI	3-2 W				4-0-0	8	1st/1st	10, 9p, 25s	Backstrom	12,088
5	10/14	@ ANA	2-0 W				5-0-0	10	1st/1st	12, 21	Harding	17,174
6	10/16	@ LA	3-4 L			L SO	5-0-1	11	1st/1st	38, 9, 12	Backstrom	14,239
7	10/20	@ STL	3-1 W				6-0-1	13	1st/1st	38p, 25, 8	Harding	19,150
8	10/21	COL	3-2 W				7-0-1	15	1st/1st	21p, 12p, 9	Backstrom	*18,568
9	10/24	@ CGY	3-5 L				7-1-1	15	1st/1st	12p, 21p, 37	Backstrom	19,289
10	10/25	@ EDM	4-5 L			L SO	7-1-2	16	1st/2nd	15, 96, 12, 21	Harding	16,839
11	10/28	@ COL	1-3 L				7-2-2	16	1st/2nd	25p	Harding	17,041
12	10/30	PIT	2-4 L				7-3-2	16	1st/2nd	19, 12	Harding	*18,568
13	11/1	STL	2-3 L				7-4-2	16	1st/2nd	10, 38	Harding	*18,568
14	11/3	CGY	4-1 W				8-4-2	18	1st/2nd	12, 10, 10p, 92	Backstrom	*18,568
15	11/5	EDM	5-2 W				9-4-2	20	1st/2nd	21p, 96p, 26p, 21p, 19	Backstrom	*18,568
16	11/11	@ COL	2-4 L				9-5-2	20	2nd/4th	25p, 96p	Backstrom	15,434
17	11/13	@ CGY	2-3 L				9-6-2	20	2nd/5th	9, 9p	Backstrom	19,289
18	11/15	@ EDM	4-2 W				10-6-2	22	2nd/4th	41, 10p, 26p, 21	BACKSTROM; Harding	16,839
19	11/16	@ VAN	2-6 L				10-7-2	22	2nd/4th	34, 8p	HARDING; Backstrom	18,630
20	11/18	COL	4-1 W				11-7-2	24	1st/3rd	34, 83, 19, 8	Harding	*18,568
21	11/21	VAN	2-4 L				11-8-2	24	2nd/5th	10, 10p	Harding	*18,568
22	11/23	CBJ	0-4 L				11-9-2	24	3rd/9th		Backstrom	*18,568
23	11/24	@ NSH	4-3 W				12-9-2	26	1st/3rd	34, 83, 10, 92	Backstrom	12,639
24	11/28	ARI	3-1 W				13-9-2	28	t-1st/t-3rd	19, 10, 15	Backstrom	*18,568
25	11/30	STL	3-2 W			OT	14-9-2	30	t-1st/t-3rd	8p, 12, 10	Backstrom	*18,568
26	12/2	VAN	2-1 W				15-9-2	32	1st/2nd	25p, 34	Backstrom	*18,568
27	12/5	PHI	1-3 L				15-10-2	32	2nd/5th	38p	Backstrom	*18,568
28	12/7	@ DET	0-5 L				15-11-2	32	2nd/5th		Harding	19,508
29	12/8	@ CBJ	2-1 W				16-11-2	34	2nd/5th	34, 12	Backstrom	15,666
30	12/11	@ SJ	1-4 L				16-12-2	34	2nd/5th	92p	Backstrom	17,064
31	12/14	@ ANA	5-2 W				17-12-2	36	2nd/6th	34, 10p, 25p, 12p, 8p	Harding	17,174
32	12/15	@ LA	2-1 W				18-12-2	38	t-1st/t-3rd	10, 12p	Harding	16,648
33	12/18	NSH	3-2 W				19-12-2	40	t-1st/t-3rd	10, 25, 12	Harding	*18,568
34	12/20	NYR	6-3 W				20-12-2	42	t-1st/t-2nd	10, 10p, 10p, 96p, 10, 10	Harding	*18,568
35	12/22	DET	1-4 L				20-13-2	42	t-2nd/t-5th	5p	Backstrom	*18,568
36	12/26	@ DAL	3-8 L				20-14-2	42	3rd/5th	34, 38, 38	Harding	18,532
37	12/27	@ ARI	3-2 W				21-14-2	44	t-2nd/t-5th	25p, 21p, 12p	Backstrom	13,756
38	12/29	EDM	5-4 W			OT	22-14-2	46	t-1st/t-3rd	5p, 12, 10, 8, 33p	Backstrom	*18,568
39	12/31	SJ	2-3 L				22-15-2	46	2nd/5th	18, 21	Backstrom	*18,568
40	1/3	DAL	6-3 W				23-15-2	48	t-1st/t-3rd	10s, 38, 96, 10, 25p, 21	Backstrom	*18,568
41	1/5	@ NSH	1-4 L				23-16-2	48	3rd/6th	21	Harding	17,113
42	1/7	@ DAL	1-3 L				23-17-2	48	3rd/7th	21	Backstrom	17,502
43	1/10	@ DET	6-5 W			SO	24-17-2	50	3rd/5th	41, 10, 17, 83, 25	Backstrom; HARDING	17,848
44	1/11	@ CHI	5-2 W				25-17-2	52	1st/3rd	83, 10, 96, 21, 10	Harding	21,139
45	1/13	ARI	4-1 W				26-17-2	54	1st/3rd	38, 15, 25, 10	Harding	*18,568
46	1/16	CGY	2-3 L			L SO	26-17-3	55	1st/3rd	8p, 26p	Backstrom	*18,568
47	1/18	ANA	2-4 L				26-18-3	55	2nd/6th	55, 9	Harding	*18,568
48	1/21	@ VAN	4-2 W				27-18-3	57	1st/3rd	12, 96, 9, 96	Backstrom	18,630
49	1/22	@ CGY	1-2 L				27-19-3	57	2nd/6th	12	Harding	19,289
50	1/24	@ COL	3-2 W				28-19-3	59	1st/3rd	17, 12p, 38	Backstrom	15,321
51	1/30	ANA	5-1 W				29-19-3	61	1st/3rd	12, 10, 9, 96, 15	Backstrom	*18,568
52	2/2	@ CBJ	4-1 W				30-19-3	63	1st/3rd	26, 12, 10, 10	Backstrom	18,529
53	2/5	DET	2-3 L			L OT	30-19-4	64	1st/3rd	12p, 38	Backstrom	*18,568
54	2/7	DAL	0-1 L				30-20-4	64	1st/3rd		Backstrom	*18,568
55	2/9	NYI	4-3 W			OT	31-20-4	66	1st/3rd	26, 12, 12, 8	Backstrom	*18,568
56	2/10	@ STL	2-1 W			SO	32-20-4	68	1st/3rd	10	Harding	16,477
57	2/12	@ EDM	2-4 L				32-21-4	68	1st/3rd	38, 12p	Backstrom; HARDING	16,839
58	2/14	@ VAN	5-4 W			SO	33-21-4	70	1st/3rd	19, 19, 26, 10	Backstrom	18,630
59	2/17	NSH	4-4 W			OT	34-21-4	72	1st/3rd	33, 21, 96p, 10, 10	Backstrom	*18,568
60	2/19	VAN	5-3 L			OT	34-21-5	73	1st/3rd	10p, 25p	Backstrom	*18,568
61	2/20	@ CHI	0-3 L				34-22-5	73	1st/3rd		Harding	17,812
62	2/24	CGY	1-2 L				34-23-5	73	2nd/6th	21p	Backstrom	*18,568
63	2/26	@ WSH	1-4 L				34-24-5	73	2nd/6th	92	Backstrom	17,391
64	2/27	@ TB	3-2 W				35-24-5	75	1st/3rd	17p, 38, 12p	Backstrom	17,211
65	2/29	@ FLA	3-2 W				36-24-5	77	1st/3rd	9, 19, 8p	Backstrom	16,927
66	3/2	LA	2-1 W			OT	37-24-5	79	1st/3rd	10, 41	Backstrom	*18,568
67	3/4	CHI	2-4 L				37-25-5	79	1st/3rd	38, 19	Backstrom	*18,568
68	3/6	@ CAR	2-3 L				37-26-5	79	2nd/6th	38, 9	Harding	16,297
69	3/7	@ ATL	2-3 L			L SO	37-26-6	80	2nd/6th	12p, 8p	Backstrom	18,709
70	3/9	SJ	2-3 L			L SO	37-26-7	81	1st/3rd	26, 12	Backstrom	*18,568
71	3/13	NI	3-4 L			L SO	37-26-8	82	2nd/6th	19, 8, 10	Backstrom	*18,568
72	3/15	LA	2-0 W				38-26-8	84	1st/3rd	12, 10	Backstrom	*18,568
73	3/17	COL	3-1 W				39-26-8	86	1st/3rd	8p, 92, 19	Backstrom	*18,568
74	3/19	@ SJ	3-4 L			L SO	39-26-9	87	1st/3rd	19, 10p, 10p	Backstrom	17,496
75	3/21	@ VAN	2-1 W				40-26-9	89	1st/3rd	12p, 92	Backstrom	18,630
76	3/22	@ CGY	4-5 L				40-27-9	89	1st/3rd	67, 67, 5, 5	Harding	19,289
77	3/24	@ EDM	3-5 L				40-28-9	89	1st/3rd	55, 6, 17	Backstrom; HARDING	16,839
78	3/26	EDM	3-1 W				41-28-9	91	1st/3rd	92, 6p, 12s	Backstrom	*18,568
79	3/28	VAN	4-0 W				42-28-9	93	1st/3rd	96, 9, 8p, 17	Backstrom	*18,568
80	3/30	COL	3-2 W			OT	43-28-9	95	1st/3rd	12, 10p, 10	Backstrom	*18,568
81	4/3	CGY	3-1 W				44-28-9	97	1st/3rd	17p, 10, 10p	Backstrom	*18,568
82	4/6	@ COL	3-4 L			L OT	44-28-10	98	1st/3rd	21p, 3, 12p	Hardine	18,007



2006-07 MINNESOTA WILD

2006-07 GAME-BY-GAME



#	POS	PLAYER	GP	TOI/G	G	A	PTS	+/-	PIM	PP	SH	GW	SOG	SH%
12	LW	BRIAN ROLSTON	78	21:16	31	33	64	6	46	13	1	6	305	10.2
38	C	PAVOL DEMITRA	71	20:38	25	39	64	0	28	9	1	4	175	14.3
10	RW	MARIAN GABORIK	48	19:37	30	27	57	12	40	12	1	7	196	15.3
96	RW	PIERRE-MARC BOUCHARD	82	15:59	20	37	57	13	14	5	0	3	173	11.6
9	C	MIKKO KOIVU	82	17:28	20	34	54	6	58	9	2	2	162	12.3
28	C	TODD WHITE	77	17:13	13	31	44	8	24	6	1	1	162	8.0
21	RW	MARK PARRISH	76	14:19	19	20	39	9	18	5	0	4	141	13.5
8	D	BRENT BURNS	77	15:47	7	18	25	16	26	3	0	3	108	6.5
92	RW	BRANKO RADIVOJEVIC	82	12:58	11	13	24	-9	21	4	0	3	116	9.5
37	C	WES WALZ	62	14:53	9	15	24	3	30	0	1	1	77	11.7
26	D	KURTIS FOSTER	57	17:58	3	20	23	-3	52	0	0	0	135	2.2
5	D	KIM JOHANSSON	76	23:33	3	19	22	-4	64	3	0	0	98	3.1
33	D	PETTERI NUMMELIN	51	20:17	3	17	20	-15	22	0	0	0	69	4.3
19	LW	STEPHANE VEILLEUX	75	12:17	7	11	18	3	47	0	0	1	84	8.3
11	C	DOMINIC MOORE	69	12:38	8	9	17	4	56	0	0	1	111	7.2
18	RW	ADAM HALL	72	12:22	6	11	17	-11	26	3	0	0	103	5.8
3	D	KEITH CARNEY	80	15:31	4	13	17	22	58	0	0	1	31	12.9
41	D	MARTIN SKOULA	81	20:13	0	15	15	9	36	0	0	0	91	0.0
55	D	NICK SCHULTZ	82	20:12	2	10	12	0	42	0	0	1	69	2.9
17	C	WYATT SMITH	61	9:30	3	3	6	-8	16	1	0	0	44	6.8
18	RW	MATTIAS WEINHANDL	12	6:27	1	1	2	-2	10	0	0	0	3	33.3
24	LW	DEREK BOOGAARD	48	4:38	0	1	1	0	120	0	0	0	11	0.0
27	RW	JOEL WARD*	11	7:42	0	1	1	0	0	0	0	0	12	0.0
4	D	SHAWN BELLE*	9	9:56	0	1	1	4	0	0	0	0	3	0.0
83	RW	MATT FOY*	9	7:10	0	0	0	-1	4	0	0	0	6	0.0
63	C	JASON MORGAN	4	7:28	0	0	0	-1	4	0	0	0	0	0.0
27	LW	BERNOIT POULIOT*	3	6:58	0	0	0	-1	0	0	0	0	1	0.0
6	D	ERIK REITZ*	1	10:36	0	0	0	0	1	0	0	0	0	0.0

#	GOALTENDER	GP	W	L	OT	SA	GA	GAA	SV	SV%	SO	A	PIM	MIN
32	NIKLAS BACKSTROM	41	23	8	6	1,028	73	1.97	955	.929	5	1	2	2,227
35	MANNY FERNANDEZ	44	22	16	1	1,158	103	2.55	1,055	.911	2	0	12	2,421
29	JOSH HARDING*	7	3	2	1	174	7	1.16	167	.960	1	0	0	361

* Rookie

GAME	DATE	OPPONENT	RESULT	W	L	OT	RECORD	PTS	DIVISION/ CONF. RANK	WILD GOALS (BY #)	WILD GOALTENDERS	ATT.
1	10/5	COL	3-2 W			OT	1-0-0	2	t-1st/t-1st	92, 10, 28	Fernandez	*18,568
2	10/7	NSH	6-5 W				2-0-0	4	1st/t-1st	38p, 10p, 21p, 9p, 28p, 12	Fernandez/BACKSTROM	*18,568
3	10/10	VAN	2-1 W			SO	3-0-0	6	1st/t-1st	12p	Fernandez	*18,064
4	10/12	WSH	3-2 W			SO	4-0-0	8	1st/1st	5p, 5p	Fernandez	*18,064
5	10/14	CBJ	5-0 W				5-0-0	10	1st/1st	12, 3, 10p, 9, 12p	Fernandez	*18,568
6	10/18	@ LA	2-1 W			OT	6-0-0	12	1st/1st	12, 10	Fernandez	14,617
7	10/20	@ ANA	1-2 L				6-1-0	12	1st/t-1st	96	Fernandez	13,430
8	10/21	@ SJ	4-1 W				7-1-0	14	1st/t-1st	21, 19, 37, 12	Fernandez	17,496
9	10/25	LA	3-1 W				8-1-0	16	1st/t-1st	12, 12, 28p	Fernandez	*18,568
10	10/27	ANA	3-2 W			SO	9-1-0	18	1st/1st	55, 12	Fernandez	*18,568
11	10/29	@ COL	1-4 L				9-2-0	18	1st/2nd	38p	Fernandez	17,615
12	11/2	VAN	5-2 W				10-2-0	20	1st/2nd	28p, 12s, 55, 11p, 92p	Fernandez/BACKSTROM	*18,568
13	11/4	NSH	3-4 L				10-3-0	20	1st/2nd	33, 38, 21p	Fernandez	*18,568
14	11/7	@ SJ	1-3 L				10-4-0	20	1st/3rd	28	Fernandez	17,233
15	11/11	@ LA	3-2 W			SO	11-4-0	22	1st/3rd	12p, 26	Fernandez	17,475
16	11/12	@ ANA	2-3 L				11-5-0	22	1st/3rd	96, 96	Backstrom	16,306
17	11/14	@ ARI	3-4 L				11-6-0	22	1st/3rd	38, 21, 37	Fernandez	12,002
18	11/16	@ NSH	7-6 W			SO	12-6-0	24	1st/3rd	37s, 9p, 11, 19, 38p, 8	Fernandez/BACKSTROM	12,759
19	11/18	COL	1-2 L			SO	12-6-1	25	1st/3rd	9p	Backstrom	*18,568
20	11/20	@ OTT	3-5 L				12-7-1	25	1st/3rd	11, 12, 9s	Fernandez	18,094
21	11/22	@ MTL	2-4 L				12-8-1	25	t-1st/t-3rd	19, 11	Backstrom	21,273
22	11/24	ARI	4-0 W				13-8-1	27	1st/3rd	96p, 21, 11s, 92p	Backstrom	*18,568
23	11/25	@ CBJ	3-5 L				13-9-1	27	t-1st/t-3rd	11, 96p, 19	Backstrom/FERNANDEZ	15,493
24	11/29	SJ	1-2 L				13-10-1	27	2nd/7th	18	Fernandez	*18,568
25	12/1	DET	0-3 L				13-11-1	27	2nd/7th		Fernandez	*18,568
26	12/2	@ DAL	3-4 L			SO	13-11-2	28	2nd/7th	33, 12, 9	Backstrom	17,027
27	12/5	CHI	3-2 W				14-11-2	30	t-1st/t-3rd	28, 12	Fernandez	*18,568
28	12/7	CGY	3-2 W			SO	15-11-2	32	t-1st/t-3rd	9p, 12p	Fernandez	*18,568
29	12/9	CHI	5-4 W			OT	16-11-2	34	t-1st/t-3rd	21p, 38, 9p, 21p, 21	Fernandez	*18,568
30	12/12	@ CGY	2-5 L				16-12-2	34	2nd/7th	11s, 28p	FERNANDEZ/Backstrom	19,289
31	12/14	@ EDM	1-3 L				16-13-2	34	2nd/7th	28	Fernandez	16,839
32	12/16	@ VAN	1-2 L				16-14-2	34	5th/9th	38	Backstrom	18,630
33	12/19	VAN	5-2 W				17-14-2	36	t-2nd/t-7th	38, 12, 92, 21, 92	Fernandez	*18,568
34	12/22	@ DET	1-3 L				17-15-2	36	t-3rd/t-9th	19	Fernandez	20,066
35	12/23	DET	3-2 W				18-15-2	38	t-2nd/t-7th	9s, 21, 96	Fernandez	*18,568
36	12/26	@ TOR	3-4 L				18-16-2	38	t-3rd/t-9th	26, 37, 12p	Fernandez	19,355
37	12/27	@ DET	1-3 L				18-17-2	38	t-3rd/t-9th	38	Backstrom	20,066
38	12/29	CBJ	4-3 W			OT	19-17-2	40	t-2nd/t-7th	12p, 38p, 12p, 37	Fernandez	*18,568
39	12/31	ANA	4-3 W				20-17-2	42	t-2nd/t-7th	96p, 12p, 96p, 21	Fernandez	*18,568
40	1/2	ATL	5-1 W				21-17-2	44	t-1st/t-3rd	12p, 21, 21, 96, 96p	Fernandez	*18,568
41	1/4	TB	2-3 L				21-18-2	44	t-2nd/t-7th	21, 38	Fernandez	*18,568
42	1/7	COL	1-2 L			SO	21-18-3	45	3rd/8th	9	Fernandez	*18,568
43	1/9	@ CGY	0-3 L				21-19-3	45	4th/9th		Backstrom	19,289
44	1/11	@ VAN	5-2 W				22-19-3	47	3rd/8th	10p, 12, 92p, 10, 37	Fernandez	18,630
45	1/12	@ EDM	4-2 W				23-19-3	49	t-2nd/t-7th	10, 12, 3, 10	Fernandez	18,639
46	1/14	@ CHI	4-3 W			SO	24-19-3	51	t-2nd/t-7th	96, 10s, 37	Fernandez	11,091
47	1/16	EDM	1-2 L				24-20-3	51	3rd/8th	37	Fernandez	*18,568
48	1/19	@ CHI	3-0 W				25-20-3	53	3rd/8th	10, 19, 10	Fernandez	12,333
49	1/20	DAL	1-2 L			SO	25-20-4	54	3rd/8th	9	Fernandez/BACKSTROM	*18,568
50	1/26	CGY	2-1 W			SO	26-20-4	56	3rd/8th	12p	Backstrom	*18,568
51	1/27	@ CBJ	2-3 L				26-21-4	56	3rd/8th	12p, 11	Fernandez	18,136
52	1/30	STL	5-2 W				27-21-4	58	3rd/8th	96, 96, 38p, 38, 11	Fernandez	10,445
53	2/1	@ COL	5-3 W				28-21-4	60	t-2nd/t-7th	9p, 96, 10, 10, 9	Backstrom	17,286
54	2/3	@ ARI	1-0 W				29-21-4	62	t-2nd/t-7th	10	Backstrom	17,115
55	2/6	@ DAL	2-4 L				29-22-4	62	3rd/8th	33, 11	Backstrom	17,660
56	2/8	FLA	4-2 W				30-22-4	64	t-2nd/t-7th	21, 28, 38p, 8p	Backstrom	*18,568
57	2/10	CAR	5-4 W				31-22-4	66	t-1st/t-3rd	21, 96, 10p, 10p, 38	Backstrom	*18,568
58	2/14	VAN	2-3 L			OT	31-22-5	67	3rd/8th	38, 10	Backstrom	*18,568
59	2/17	@ NSH	4-1 W				32-22-5	69	3rd/8th	38p, 10p, 96, 92	Backstrom	17,113
60	2/18	@ STL	3-5 L				32-23-5	69	3rd/8th	18, 10p, 38	BACKSTROM/Harding	13,721
61	2/20	DAL	2-1 W			SO	33-23-5	71	2nd/7th	12p	Backstrom	*18,568
62	2/22	@ COL	4-3 W				34-23-5	73	2nd/t-6th	18, 17, 28p, 9	Backstrom	18,007
63	2/25	EDM	4-1 W				35-23-5	75	2nd/7th	28, 8p, 10, 96	Backstrom	*18,568
64	2/28	@ CGY	1-2 L			SO	35-23-6	76	3rd/8th	38p	Backstrom/HARDING	19,289
65	3/1	@ EDM	5-0 W				36-23-6	78	2nd/t-6th	38, 10p, 92, 10, 38p	Harding	16,839
66	3/4	@ VAN	3-4 L			SO	36-23-7	79	t-2nd/t-7th	92, 10, 5p	Backstrom	18,630
67	3/6	SJ	0-3 L				36-24-7	79	3rd/8th		BACKSTROM/Fernandez	*18,568
68	3/8	@ BOS	2-1 W				37-24-7	81	2nd/t-6th	12, 96	Backstrom	13,709
69	3/9	@ BUF	5-1 W				38-24-7	83	2nd/t-5th	11, 11, 38, 3, 28s	Harding	18,690
70	3/11	COL	3-2 W			OT	39-24-7	85	2nd/7th	9p, 9, 8	Backstrom	*18,568
71	3/13	@ VAN	3-2 W			OT	40-24-7	87	2nd/7th	9, 12, 8	Backstrom	18,630
72	3/15	@ EDM	2-1 W				41-24-7	89	2nd/7th	21, 10	Backstrom	16,839
73	3/17	@ CGY	4-2 W				42-24-7	91	2nd/t-5th	10p, 19, 12, 38	Backstrom	19,289
74	3/20	ARI	3-2 W				43-24-7	93	2nd/5th	38, 28p, 10	Backstrom	*18,568
75	3/22	STL	5-1 W				44-24-7	95	2nd/6th	38, 12, 10, 10p, 9p	Backstrom	*18,568
76	3/24	LA	4-1 W				45-24-7	97	1st/3rd	8, 12p, 96, 9	Harding	*18,568
77	3/27	CGY	0-1 L			OT	45-24-8	98	2nd/7th		Backstrom	*18,568
78	3/29	CGY	2-4 L			L	45-25-8	98	2nd/7th	8p, 21p	Backstrom/HARDING	*18,568
79	3/31	@ COL	1-2 L			L	45-26-8	98	2nd/7th	10p	Harding	17,192
80	4/3	EDM	3-0 W				46-26-8	100	2nd/7th	9p, 26, 92p	Backstrom	*18,568
81	4/5	EDM	3-0 W				47-26-8	102	2nd/7th	21, 3, 10	Backstrom	*18,568
82	4/7	STL	5-1 W				48-26-8	104	2nd/7th	96, 92, 37, 17, 17p	Backstrom	*18,568



2005-06 MINNESOTA WILD

2005-06 GAME-BY-GAME



#	POS	PLAYER	GP	TOI/G	G	A	PTS	+/-	PIM	PP	SH	GW	SOG	SH%
12	LW	BRIAN ROLSTON	82	20:21	34	45	79	14	50	15	5	7	293	11.6
10	RW	MARIAN GABORIK	65	18:26	38	28	66	6	64	10	2	7	252	15.1
96	RW	PIERRE-MARC BOUCHARD	80	15:15	17	42	59	3	28	7	0	3	118	14.4
28	C	TODD WHITE	61	17:12	19	21	40	-1	18	5	0	0	109	17.4
25	C	RANDY ROBITAILLE	67	14:44	12	28	40	-5	54	7	0	2	112	10.7
37	C	WES WALZ	82	16:30	19	18	37	7	61	1	1	0	127	15.0
32	C	MARC CHOUINARD	74	12:59	14	16	30	1	34	6	2	3	112	12.5
26	D	KURTIS FOSTER*	58	19:13	10	18	28	-3	60	6	0	2	124	8.1
9	RW	ALEXANDRE DAIGLE	46	12:59	5	23	28	-6	12	2	0	1	59	8.5
11	LW	PASCAL DUPOIS	67	16:30	10	16	26	-10	40	4	0	2	151	6.6
17	D	FILIP KUBA	65	21:46	6	19	25	0	44	1	1	1	69	8.7
21	C	MIKKO KOIVU*	64	13:17	6	15	21	-9	40	3	0	0	96	6.3
41	D	MARTIN SKOULA	78	20:49	5	16	21	6	46	3	0	1	92	5.4
20	D	ANDREI ZYUZIN	57	18:53	7	11	18	-12	50	4	0	1	80	8.8
34	D	DANIEL TJARNQVIST	60	19:46	3	15	18	-11	32	3	0	1	54	5.6
17	LW	STEPHANE VEILLEUX	71	12:58	7	9	16	-13	63	0	0	1	87	8.0
8	D	BRENT BURNS	72	14:07	4	12	16	-7	32	1	0	1	73	5.5
55	D	NICK SCHULTZ	79	17:58	2	12	14	2	43	0	0	0	45	4.4
27	RW	KYLE WANVIG	51	10:39	4	8	12	-8	64	1	0	0	55	7.3
18	RW	MATTIAS WEINHANDL	68	14:43	4	7	11	-4	24	0	0	0	57	7.0
24	LW	DEREK BOOGAARD*	65	5:23	2	4	6	2	158	0	0	1	15	13.3
83	RW	MATT FOY*	19	10:59	2	3	5	-4	16	1	0	0	21	9.5
36	D	ALEX HENRY	63	11:26	0	5	5	-4	73	0	0	0	41	0.0
7	C	ERIK WESTRUM	10	10:48	0	1	1	-1	2	0	0	0	16	0.0
23	D	SCOTT FERGUSON	15	9:11	0	0	0	-3	22	0	0	0	6	0.0
56	D	ERIK REITZ*	5	13:09	0	0	0	-2	4	0	0	0	0	0.0
44	LW	ANDREI NAZAROV	2	4:48	0	0	0	-1	6	0	0	0	0	0.0

#	GOALTENDER	GP	W	L	OT	SA	GA	GAA	SV	SV%	SO	A	PIM	MIN
35	MANNY FERNANDEZ	58	30	18	7	1612	130	2.29	1482	.919	1	3	6	3,411
30	DWAYNE ROLSON	24	6	17	1	759	68	3.00	691	.910	1	0	6	1,361
29	JOSH HARDING*	3	2	1	0	83	8	2.59	75	.904	1	0	0	185

* Rookie

GAME	DATE	OPPONENT	RESULT	W	L	OT	RECORD	PTS	DIVISION/ CONF. RANK	WILD GOALS (BY #)	WILD GOALTENDERS	ATT.
1	10/5	CGY	6-3	W			1-0-0	2	t-1st/t-1st	32, 8p, 27p, 32, 28, 32	Roloston	*19,398
2	10/8	@ ARI	1-2	L			1-1-0	2	t-3rd/t-6th	25p	Roloston	17,799
3	10/9	@ LA	1-2	L		OT	1-1-1	3	t-2nd/t-7th	37	Fernandez	17,725
4	10/12	VAN	6-0	W			2-1-1	5	t-2nd/t-5th	20p, 32, 83p, 96p, 83, 12	Roloston	*18,568
5	10/14	VAN	3-5	L			2-2-1	5	t-3rd/t-8th	37, 96p, 12p	Roloston	*18,568
6	10/16	ANA	4-1	W			3-2-1	7	2nd/6th	12p, 17p, 96, 27	Fernandez	*18,568
7	10/19	SI	6-1	W			4-2-1	9	2nd/5th	2, 24, 32s, 96, 28, 17	Fernandez	*18,064
8	10/22	@ STL	3-2	W			5-2-1	11	2nd/5th	12p, 20p, 32	Fernandez	13,903
9	10/23	@ CHI	2-4	L			5-3-1	11	2nd/5th	10p, 10	Roloston	11,368
10	10/25	VAN	1-3	L			5-4-1	11	2nd/5th	9p	Fernandez	*18,568
11	10/28	@ CBJ	1-2	L		SO	5-4-2	12	2nd/5th	96	Roloston	15,669
12	10/29	CBJ	3-1	W			6-4-2	14	2nd/5th	28p, 8, 28	Fernandez	*18,568
13	11/1	@ CGY	0-3	L			6-5-2	14	2nd/6th		Fernandez	19,289
14	11/2	@ VAN	1-2	L			6-6-2	14	2nd/7th	25	Roloston	18,630
15	11/5	@ SJ	3-1	W			7-6-2	16	t-3rd/t-8th	12p, 12, 12	Roloston	17,496
16	11/6	@ ANA	4-3	W		SO	8-6-2	18	2nd/5th	12s, 21, 19	Fernandez	14,053
17	11/8	ARI	2-4	L			8-7-2	18	t-2nd/8th	34p, 17s	ROLOSTON, Fernandez	*18,568
18	11/11	@ DET	1-3	L			8-8-2	18	5th/t-9th	25p	Fernandez	20,066
19	11/14	@ CGY	2-3	L			8-9-2	18	5th/t-10th	21, 25p	Roloston	19,289
20	11/19	NSH	4-2	W			9-9-2	20	5th/t-10th	26, 19, 26, 12p	Fernandez	*18,568
21	11/23	EDM	3-4	L			9-10-2	20	5th/t-10th	10p, 11p, 11	Roloston	*18,568
22	11/25	STL	5-3	W			10-10-2	22	5th/t-10th	37, 10, 26, 96, 96p	Fernandez	*18,568
23	11/30	CBJ	2-3	L		SO	10-10-3	23	5th/t-11th	21p, 25	Fernandez	*18,568
24	12/1	@ NSH	1-2	L			10-11-3	23	5th/t-11th	26p	Roloston	10,135
25	12/3	@ NY	2-3	L		SO	10-11-4	24	5th/t-11th	12p, 20	Fernandez	14,103
26	12/5	@ NYR	1-3	L			10-12-4	24	5th/t-13th	11	Roloston	18,200
27	12/8	@ PIT	5-0	W			11-12-4	26	5th/t-12th	10, 9, 37, 12, 9p	Fernandez	14,627
28	12/10	@ PHI	2-3	L			11-13-4	26	5th/t-12th	55, 28p	Fernandez	19,592
29	12/11	BUF	2-3	L			11-14-4	26	5th/t-12th	21p, 12	Roloston	*18,568
30	12/13	@ NYI	4-3	W			12-14-4	28	5th/t-12th	2, 10, 10p, 32	Fernandez	10,686
31	12/15	BOS	2-3	L			12-15-4	28	5th/t-12th	12p, 25p	Fernandez	*18,568
32	12/17	MTL	4-3	W		OT	13-15-4	30	5th/t-12th	12, 28, 12p, 26p	Roloston	*18,568
33	12/19	DAL	2-1	W			14-15-4	32	5th/t-11th	28, 10	Fernandez	*18,568
34	12/22	@ COL	3-4	L			14-16-4	32	5th/t-11th	8, 20p, 21	Roloston	18,007
35	12/23	COL	5-3	W			15-16-4	34	5th/t-10th	19, 8, 28, 10, 32p	Fernandez	*18,568
36	12/26	@ EDM	4-1	W			16-16-4	36	5th/t-10th	11p, 10, 12s, 28	Fernandez	16,839
37	12/28	@ EDM	4-2	W			17-16-4	38	5th/t-10th	25, 10, 12p, 10	Fernandez	16,839
38	12/29	@ CGY	2-4	L			17-17-4	38	5th/t-10th	27, 11	Roloston	19,289
39	12/31	VAN	4-3	W			18-17-4	40	5th/t-10th	28, 37, 26p, 25p	Fernandez	*18,568
40	1/3	@ DET	4-2	W			19-17-4	42	5th/t-9th	20, 17, 12, 9	Roloston	20,066
41	1/5	COL	2-4	L			19-18-4	42	5th/t-9th	34p, 28	ROLOSTON, Fernandez	*18,568
42	1/7	ANA	4-1	W			20-18-4	44	5th/9th	24, 25, 10, 28p	Fernandez	*18,568
43	1/9	DAL	1-2	L			20-19-4	44	5th/t-10th	25	Fernandez	*18,568
44	1/14	CGY	1-4	L			20-20-4	44	5th/t-12th	26p	Fernandez	*18,568
45	1/16	OTT	1-6	L			20-21-4	44	5th/t-12th	17	Roloston	*18,568
46	1/18	TOR	5-3	W			21-21-4	46	5th/t-11th	26p, 37, 32p, 10, 32s	Fernandez	*18,568
47	1/20	CHI	4-1	W			22-21-4	48	5th/t-11th	27, 10p, 27, 25p	Fernandez	10,504
48	1/22	@ CHI	3-2	W			23-21-4	50	5th/t-10th	37p, 12, 12	Fernandez	*18,568
49	1/24	ARI	3-2	W			24-21-4	52	5th/t-9th	10, 12, 12s	Fernandez	*18,568
50	1/26	NSH	5-1	W			25-21-4	54	5th/t-9th	19, 9, 96, 28, 10	Fernandez	17,153
51	1/27	@ CBJ	3-4	L			25-22-4	54	5th/t-10th	96p, 28, 28p	Roloston	*18,568
52	1/30	DET	4-5	L			25-23-4	54	5th/t-11th	10, 28, 20, 17	Fernandez, ROLOSTON	18,007
53	1/31	@ COL	2-3	L			25-24-4	54	5th/t-11th	12, 10	Fernandez	15,226
54	2/2	@ SJ	3-2	W		SO	26-24-4	56	5th/t-11th	25p, 10	Fernandez	17,658
55	2/4	@ ARI	6-4	W			27-24-4	58	5th/t-10th	37, 10, 28p, 10, 97, 37	Fernandez	*18,568
56	2/7	LA	5-1	W			28-24-4	60	5th/t-10th	12p, 11p, 10p, 11p, 10p	Fernandez	*18,568
57	2/9	COL	1-2	L			28-25-4	60	5th/t-10th	28	Fernandez	16,839
58	2/10	@ EDM	6-3	W			29-25-4	62	5th/t-10th	32, 96p, 96, 11, 20p, 37	Roloston	18,630
59	2/12	@ VAN	2-3	L		OT	29-25-5	63	5th/t-10th	37, 11	Fernandez	18,007
60	2/28	@ COL	2-4	L			29-26-5	63	5th/t-11th	96p, 10p	Fernandez	18,118
61	3/2	@ LA	2-3	L			29-27-5	63	5th/t-11th	10, 10	Fernandez	17,048
62	3/3	@ ANA	2-4	L			29-28-5	63	5th/t-11th	28, 10	Roloston	*18,568
63	3/5	COL	5-3	W			30-28-5	65	5th/t-10th	37, 37, 55, 10s, 12p	Fernandez	*18,568
64	3/7	LA	2-3	L		OT	30-28-6	66	5th/t-10th	37, 37	Fernandez	14,609
65	3/10	@ STL	1-2	L		OT	30-28-7	67	5th/t-11th	10	Fernandez	*18,568
66	3/12	EDM	4-3	W			31-28-7	69	5th/t-11th	12p, 12p, 41, 96p	Fernandez	*18,568
67	3/14	EDM	1-2	L			31-29-7	69	5th/t-11th	26p	Fernandez	*18,568
68	3/19	CGY	2-3	L			31-30-7	69	5th/t-11th	32p, 37	Fernandez	*18,568
69	3/21	CGY	3-1	W			32-30-7	71	5th/t-11th	10p, 12s, 10	Fernandez	*18,568
70	3/22	@ DAL	2-4	L			32-31-7	71	5th/t-11th	10p, 12p	Fernandez	*18,568
71	3/25	SI	1-5	L			32-32-7	71	5th/t-11th	12	Fernandez	16,839
72	3/28	@ EDM	3-2	W			33-32-7	73	5th/t-11th	37s, 96, 12	Fernandez	18,630
73	3/29	@ VAN	1-2	L			33-33-7	73	5th/t-11th	12	Fernandez	18,630
74	3/31	@ VAN	2-1	L		SO	34-33-7	75	5th/t-11th	32p	Fernandez	*18,568
75	4/2	DET	2-3	L			34-34-7	75	5th/t-12th	96, 10p	Fernandez	*18,568
76	4/4	STL	5-4	W		SO	35-34-7	77	5th/t-11th	19, 18, 32p, 37	Harding	*18,568
77	4/6	EDM	2-1	W		SO	36-34-7	79	5th/t-11th	19	Fernandez	19,289
78	4/7	@ CGY	1-2	L			36-35-7	79	5th/t-11th	12s	Fernandez	18,007
79	4/9	@ COL	5-2	W			37-35-7	81	5th/t-11th	10, 11, 34p, 10s, 10	Fernandez	*18,568
80	4/11	CHI	2-0	W			38-35-7	83	5th/t-11th	19, 96	Harding	12,087
81	4/13	@ NSH	2-4	L			38-36-7	83	5th/t-11th	12p, 37	Harding	18,584
82	4/15	@ DAL	3-4	L		OT	38-36-8	84	5th/t-11th	21p, 18, 10	Fernandez	*18,568



2003-04 MINNESOTA WILD



#	POS	PLAYER	GP	TOI/G	G	A	PTS	+/-	PIM	PP	SH	GW	GTG	SOG	SH%
9	RW	ALEXANDRE DAIGLE	78	15:10	20	31	51	-4	14	6	0	3	0	145	13.8
15	LW	ANDREW BRUNETTE	82	15:32	15	34	49	3	12	7	0	3	1	90	16.7
10	RW	MARIAN GABORIK	65	18:17	18	22	40	10	20	3	0	4	0	220	8.2
33	C	SERGEI ZHOLTOK	59	16:13	13	16	29	4	19	3	0	3	1	115	11.3
24	LW	ANTTI LAAKSONEN	77	16:03	12	14	26	0	20	0	1	1	0	100	12.0
11	LW	PASCAL DUPOIS	59	15:48	11	15	26	5	20	2	0	1	0	127	8.7
18	RW	RICHARD PARK	73	16:30	13	12	25	0	28	4	0	1	1	142	9.2
37	C	WES WALZ	57	16:18	12	13	25	5	32	0	3	2	0	70	17.1
34	C	JIM DOWD	55	14:07	4	20	24	6	38	2	0	2	0	41	9.8
17	D	FILIP KUBA	77	24:06	5	19	24	-7	28	2	1	2	0	114	4.4
96	LW	PIERRE-MARC BOUCHARD	61	14:00	4	18	22	-7	22	2	0	0	0	60	6.7
32	C	MARC CHOQUINARD	45	15:58	11	10	21	4	17	3	1	2	0	70	15.7
20	D	ANDREI ZYUZIN	65	20:22	8	13	21	4	48	4	0	1	1	104	7.7
28	C	JASON WIEMER	62	13:57	7	11	18	-6	106	1	0	0	2	89	7.9
55	D	NICK SCHULTZ	79	20:19	6	10	16	12	16	1	0	0	1	72	8.3
2	D	WILLIE MITCHELL	70	22:36	1	13	14	12	83	0	0	0	0	58	1.7
19	LW	STEPHANE VEILLEUX	19	14:20	2	8	10	0	20	1	1	1	0	37	5.4
25	C	RICKARD WALLIN*	15	14:20	5	4	9	1	14	3	0	1	0	16	31.3
26	LW	CHRISTOPH BRANDNER	35	13:20	4	5	9	-2	8	1	0	0	0	50	8.0
12	LW	MATT JOHNSON	57	6:27	7	1	8	4	177	0	0	1	0	21	33.3
21	RW	ERIC CHOQUINARD	48	13:36	3	4	7	-7	6	0	0	1	0	45	6.7
36	D	ALEX HENRY	71	14:53	2	4	6	4	106	0	0	0	0	37	5.4
8	RW	BRENT BURNS*	36	13:29	1	5	6	-10	12	0	0	0	0	34	2.9
6	D	JASON MARSHALL	12	15:36	1	4	5	-1	18	1	0	0	0	16	6.3
5	D	BRAD BOMBARDIR	56	20:14	1	2	3	-10	21	0	0	1	0	38	2.6
6	D	ZBYNEK MICHALEK*	22	14:13	1	1	2	-7	4	0	0	0	0	17	5.9
4	D	BRAD BROWN	30	9:41	0	1	1	-1	54	0	0	0	0	14	0.0
14	C	DARBY HENDRICKSON	14	14:12	1	0	1	-7	6	0	0	0	0	14	7.1
71	D	TRAVIS ROCHE*	5	16:07	0	1	1	-3	0	0	0	0	0	5	0.0
27	RW	KYLE WANVIG*	6	13:48	0	1	1	-2	10	0	0	0	0	16	0.0

#	GOALTENDER	GP	W	L	T	SA	GA	GAA	SV	SV%	SO	A	PIM	MIN
30	DWAYNE ROLOSON	48	19	18	11	1,323	89	1.88	1,234	.933	5	1	8	2,847
35	MANNY FERNANDEZ	37	11	14	9	1,056	90	2.49	966	.915	2	0	2	2,166

* Rookie


2003-04 GAME-BY-GAME



GAME	DATE	OPPONENT	RESULT	W	L	T	OTL	RECORD	PTS	DIVISION/ CONF. RANK	WILD GOALS (BY #)	WILD GOALTENDERS	ATT.
1	10/8	@ CHI	0-1		L			0-1-0-0	0	5th/15th		Rolosen	13,903
2	10/10	NYR	5-3	W				1-1-0-0	2	4th/8th	96,17,12,5,9	Fernandez	*18,568
3	10/12	SJ	2-3		L			1-2-0-0	2	5th/11th	26,8	ROLOSON/Fernandez	*18,568
4	10/16	COL	2-5		L			1-3-0-0	2	5th/14th	9p,14	Fernandez	*18,568
5	10/18	@ DAL	2-2			T		1-3-1-0	3	5th/14th	34p,12	Rolosen	*18,568
6	10/19	@ DAL	1-3		L			1-4-1-0	3	5th/14th	26p	Fernandez	18,213
7	10/21	CGY	2-3		L			1-5-1-0	3	5th/15th	18,20p	Rolosen	*18,064
8	10/24	@ FLA	4-3	W				2-5-1-0	5	5th/14th	18,24,9p,37	Rolosen	15,539
9	10/25	@ TB	2-3		L			2-6-1-0	5	5th/14th	96p,32p	Fernandez	16,223
10	10/28	@ BUF	3-1	W				3-6-1-0	7	5th/11th	37s,9p,15p	Fernandez	11,919
11	10/30	ATL	3-2	W				4-6-1-0	9	4th/10th	15p,37,17p	Fernandez	*18,064
12	11/1	WSH	2-1	W				5-6-1-0	11	3rd/7th	37,15p	Rolosen	*18,568
13	11/4	@ COL	4-4			T		5-6-2-0	12	3rd/7th	24,15,26,24	Fernandez	18,007
14	11/7	@ CGY	3-0	W				6-6-2-0	14	3rd/7th	32,18p,11	Rolosen	13,839
15	11/8	@ VAN	3-4		L			6-7-2-0	14	3rd/7th	11,10,9	Fernandez/ROLOSON	18,630
16	11/11	VAN	1-0	W				7-7-2-0	16	3rd/6th	33	Rolosen	*18,568
17	11/13	EDM	0-2		L			7-8-2-0	16	4th/9th		Rolosen	*18,568
18	11/15	DET	1-1			T		7-8-3-0	17	4th/8th	15p	Rolosen	*18,568
19	11/19	@ PIT	6-2	W				8-8-3-0	19	4th/8th	24,33,24,10,9,11	Rolosen	10,957
20	11/20	@ PHI	1-3		L			8-9-3-0	19	4th/9th	9	Fernandez	19,148
21	11/22	DET	2-5	L				8-10-3-0	19	4th/7th	18p,9	Rolosen	*18,568
22	11/26	DAL	1-3	L				8-11-3-0	19	5th/13th	28	Fernandez	*18,568
23	11/28	SJ	1-2		L			8-12-3-0	19	5th/14th	15	Rolosen	*18,568
24	11/30	ANA	1-1			T		8-12-4-0	20	5th/13th	37	Fernandez	*18,568
25	12/3	@ EDM	1-0	W				9-12-4-0	22	5th/13th	10p	Fernandez	16,198
26	12/5	@ CGY	1-2		L			9-13-4-0	22	5th/13th	11	Fernandez	14,669
27	12/6	@ VAN	1-1			T		9-13-5-0	23	5th/13th	26	Rolosen	18,630
28	12/9	CGY	2-1	W				10-13-5-0	25	5th/13th	20,11p	Fernandez	*18,568
29	12/11	TOR	0-1		L			10-14-5-0	25	5th/13th		Rolosen	*18,568
30	12/13	BUF	3-2	W				11-14-5-0	27	5th/13th	28,24,34	Fernandez	*18,568
31	12/15	@ ARI	5-2	W				12-14-5-0	29	4th/12th	28p,12,15,37,9	Rolosen	13,462
32	12/17	@ COL	3-2	W				13-14-5-0	31	4th/9th	11,17p,33	Rolosen	18,007
33	12/18	@ EDM	1-1			T		13-14-6-0	32	4th/9th	33p	Fernandez	16,145
34	12/20	CBJ	5-2	W				14-14-6-0	34	4th/8th	37s,12,20,37,33	Rolosen	*18,568
35	12/23	NSH	3-3			T		14-14-7-0	35	4th/9th	10,18,28	Fernandez	*18,568
36	12/26	@ DET	2-2			T		14-14-8-0	36	4th/10th	10,37	Rolosen	20,066
37	12/29	@ CGY	2-2			T		14-14-9-0	37	4th/10th	11,18p	Rolosen	16,279
38	12/30	@ EDM	2-2			T		14-14-10-0	38	4th/10th	2,55	Fernandez	16,839
39	1/2	EDM	1-2		L			14-15-10-0	38	4th/11th	12	Rolosen	*18,568
40	1/4	@ COL	1-3		L			14-16-10-0	38	4th/11th	28	Fernandez	18,007
41	1/5	@ STL	1-1			T		14-16-11-0	39	4th/11th	20	Rolosen	19,411
42	1/7	CHI	7-4	W				15-16-11-0	41	4th/11th	28,21,55,18,21,11,24	Fernandez/ROLOSON	*18,568
43	1/9	ARI	0-2		L			15-17-11-0	41	4th/11th		Rolosen	*18,568
44	1/12	NSH	3-3			T		15-17-12-0	42	4th/11th	18,17s,33	Fernandez	*18,568
45	1/14	LA	2-2			T		15-17-13-0	43	4th/11th	15p,55	Rolosen	*18,568
46	1/16	PIT	4-2	W				16-17-13-0	45	4th/11th	15,9,17,24	Rolosen	*18,568
47	1/17	@ STL	2-2			T		16-17-14-0	46	4th/11th	96,55p	Fernandez	19,530
48	1/19	@ NSH	0-2		L			16-18-14-0	46	4th/11th		Fernandez	11,572
49	1/21	CHI	4-2	W				17-18-14-0	48	4th/10th	11,18,34,18	Rolosen	*18,568
50	1/23	@ ANA	2-6		L			17-19-14-0	48	4th/11th	9p,9p	Rolosen	17,174
51	1/24	@ SJ	0-4		L			17-20-14-0	48	4th/11th		Fernandez	17,496
52	1/26	@ LA	2-2			T		17-20-15-0	49	4th/11th	18p,34p	Rolosen	18,118
53	1/29	MTL	2-3				OTL	17-20-15-1	50	4th/11th	23p,24	Rolosen	*18,568
54	1/31	@ CBJ	1-2				OTL	17-20-15-2	51	4th/11th	33	Rolosen	18,136
55	2/2	STL	4-0	W				18-20-15-2	53	4th/10th	37,33,11,37s	Rolosen	*18,064
56	2/4	@ NYR	4-3	W				19-20-15-2	55	4th/10th	24,33p,33p,10	Rolosen	18,200
57	2/10	LA	1-3		L			19-21-15-2	55	4th/10th	15p	Rolosen	*18,568
58	2/13	EDM	3-0	W				20-21-15-2	57	4th/10th	33,32,11p	Rolosen	*18,568
59	2/15	CGY	1-2		L			20-22-15-2	57	4th/10th	33	Rolosen	*18,568
60	2/17	@ NJ	4-4			T		20-22-16-2	58	4th/10th	10,33,10,10p	Fernandez	12,426
61	2/19	VAN	6-2	W				21-22-16-2	60	4th/10th	32,24s,15,32,36,10	Rolosen	*18,568
62	2/22	COL	1-3		L			21-23-16-2	60	5th/11th	32	Rolosen	*18,568
63	2/26	@ NSH	0-4		L			21-24-16-2	60	5th/12th		Fernandez	13,033
64	2/27	@ DAL	1-3		L			21-25-16-2	60	5th/12th	15	Fernandez	18,532
65	2/29	CAR	3-3			T		21-25-17-2	61	5th/12th	20p,20,10	Fernandez	*18,568
66	3/3	@ ANA	0-2		L			21-26-17-2	61	5th/12th		Fernandez	12,747
67	3/4	@ LA	1-1			T		21-26-18-2	62	5th/12th	28	Rolosen	18,118
68	3/7	@ ARI	1-1			T		21-26-19-2	63	5th/12th	15	Rolosen	14,603
69	3/9	@ SJ	4-3	W				22-26-19-2	65	5th/12th	12,15,6,9	Fernandez	14,703
70	3/10	@ VAN	1-1			T		22-26-20-2	66	5th/12th	15p	Rolosen	18,630
71	3/14	CBJ	3-2	W				23-26-20-2	68	5th/11th	18,55,9	Fernandez	*18,568
72	3/16	OTT	5-2	W				24-26-20-2	70	5th/11th	32p,25p,10,10p,10	Rolosen	*18,568
73	3/18	@ BOS	2-0	W				25-26-20-2	72	5th/11th	18,19s	Fernandez	14,383
74	3/19	@ NYI	1-3		L			25-27-20-2	72	5th/11th	15	Rolosen	14,022
75	3/22	ARI	2-3				OTL	25-27-20-3	73	5th/11th	32,55	Fernandez	*18,568
76	3/24	@ CBJ	0-2		L			25-28-20-3	73	5th/12th		Rolosen	17,732
77	3/25	@ CHI	8-2	W				26-28-20-3	75	5th/11th	20p,37,12,24,9,25p,9,10	Fernandez	11,116
78	3/28	ANA	2-1	W				27-28-20-3	77	5th/11th	25,10	Rolosen	*18,568
79	3/29	@ DET	5-5		L			27-29-20-3	77	5th/11th	20p,9,9	Fernandez	20,066
80	3/31	COL	4-4	W				28-29-20-3	79	5th/11th	9,96p,9,32p,32	Rolosen	*18,568
81	4/2	DAL	4-2	W				29-29-20-3	81	5th/10th	21,25,25p,10	Fernandez	*18,568
82	4/4	STL	3-0	W				30-29-20-3	83	5th/10th	19p,10,32	Rolosen	*18,568



2002-03 MINNESOTA WILD



#	POS	PLAYER	GP	TOI/G	G	A	PTS	+/-	PIM	PP	SH	GW	GTG	SOG	SH%
10	LW	MARIAN GABORIK	81	17:24	30	35	65	12	46	5	1	8	0	280	10.7
11	LW	PASCAL DUPIUIS	80	17:30	20	28	48	17	44	6	0	4	1	183	10.9
7	C	CLIFF RONNING	80	17:25	17	31	48	-6	24	8	0	5	0	171	9.9
15	LW	ANDREW BRUNETTE	82	14:29	18	28	46	-10	30	9	0	2	3	97	18.5
33	RW	SERGEI ZHOLTOK	78	16:36	16	26	42	1	18	3	0	2	2	153	10.5
37	C	WES WALZ	80	15:56	13	19	32	11	63	0	0	4	0	115	11.3
24	LW	ANTTI LAAKSONEN	82	15:55	15	16	31	4	26	1	2	4	2	106	14.2
17	D	FILIP KUBA	78	23:56	8	21	29	0	29	4	2	1	0	129	6.2
34	C	JIM DOWD	78	13:03	8	17	25	-1	31	3	1	2	0	79	10.1
18	RW	RICHARD PARK	81	16:36	14	10	24	-3	16	2	2	3	1	149	9.4
96	C	PIERRE-MARC BOUCHARD*	50	13:16	7	13	20	1	18	5	0	1	0	53	13.2
20	D	ANDREI ZYUZIN	67	21:38	4	13	17	-8	36	2	0	0	0	113	3.5
5	D	BRAD BOMBARDIR	58	22:01	1	14	15	15	16	1	0	0	0	55	1.8
2	D	WILLIE MITCHELL	69	21:28	2	12	14	13	84	0	1	1	0	67	3.0
77	D	LUBOMIR SEKERAS	60	18:52	2	9	11	-12	30	1	0	1	0	50	4.0
28	LW	JEREMY STEVENSON	32	10:48	5	6	11	6	69	1	0	1	0	29	17.2
55	D	NICK SCHULTZ	75	18:28	3	7	10	11	23	0	0	1	0	70	4.3
16	RW	BILL MUCKALT	8	13:00	5	3	8	5	6	0	0	0	0	13	38.5
12	L	MATT JOHNSON	60	7:24	3	5	8	-8	201	0	0	1	0	24	12.5
14	C	DARBY HENDRICKSON	28	15:16	1	5	6	-3	8	0	0	0	0	34	2.9
23	D	JASON MARSHALL	45	11:24	1	5	6	4	69	0	0	0	0	40	2.5
4	D	BRAD BROWN	57	9:14	0	1	1	-1	90	0	0	0	0	10	0.0
19	LW	STEPHANE VEILLEUX*	38	12:08	3	2	5	-6	23	1	0	0	0	52	5.8
3	D	LADISLAV BENYSEK	14	11:26	0	0	0	-3	8	0	0	0	0	7	0.0
27	RW	KYLE WANVIG*	7	9:14	1	0	1	0	13	0	0	0	0	5	20.0
25	C	RICKARD WALLIN*	4	7:44	1	0	1	1	0	0	0	1	0	1	100.0
9	LW	HNAT DOMENICHELLI	1	11:11	0	0	0	0	0	0	0	0	0	1	0.0
6	LW	JEAN-GUY TRUDEL	1	5:37	0	0	0	0	2	0	0	0	0	0	0.0
38	D	CURTIS MURPHY	1	8:56	0	0	0	0	0	0	0	0	0	0	0.0

#	GOALTENDER	GP	W	L	T	SA	GA	GAA	SV	SV%	SO	A	PIM	MIN
30	DWAYNE ROLOSON	50	23	16	8	1,334	98	2.00	1,236	.927	4	1	4	2,945
35	MANNY FERNANDEZ	34	19	13	2	972	74	2.24	898	.924	2	1	6	1,979
31	DIETER KOCHAN	1	0	1	0	28	5	5.00	23	.821	0	0	0	60

* Rookie


2002-03 GAME-BY-GAME



GAME	DATE	OPPONENT	RESULT	W	L	T	OTL	RECORD	PTS	DIVISION/ CONF. RANK	WILD GOALS (BY #)	WILD GOALTENDERS	ATT.
1	10/11	BOS	5-1	W				1-0-0-0	2	1st/2nd	18p,37,15,33,34s	Fernandez	*18,568
2	10/12	@ STL	2-2				T	1-0-1-0	3	2nd/5th	7p,15p	Rolason	16,294
3	10/15	FLA	4-1	W				2-0-1-0	5	1st/2nd	16,24s,5p,16	Fernandez	*18,064
4	10/17	DAL	3-1	W				3-0-1-0	7	1st/1st	10p,10,16	Fernandez	*18,568
5	10/19	DET	3-5		L			3-1-1-0	7	2nd/5th	37,16,24	Rolason	*19,344
6	10/22	CGY	4-3	W				4-1-1-0	9	1st/1st	16,10p,24,7p	Fernandez	*18,064
7	10/24	@ CHI	3-2	W				5-1-1-0	11	1st/1st	11,15p,15	Rolason	11,137
8	10/26	@ ARI	6-1	W				6-1-1-0	13	1st/1st	15p,10,11,10,37,15p	Fernandez	10,236
9	10/27	@ COL	3-3				T	6-1-2-0	14	1st/1st	19p,11,24	Rolason	18,007
10	10/29	COL	3-2	W				7-1-2-0	16	1st/1st	10p,33,77	Fernandez	*18,568
11	10/31	SJ	2-1	W				8-1-2-0	18	1st/1st	33,33	Rolason	*18,064
12	11/2	VAN	2-4		L			8-2-2-0	18	1st/1st	10,7	Fernandez	*18,568
13	11/4	@ LA	5-2	W				9-2-2-0	20	1st/1st	10p,10s,7,10,24	Rolason	15,693
14	11/7	@ ARI	1-4		L			9-3-2-0	20	1st/1st	11	FERNANDEZ/Rolason	11,107
15	11/9	@ SJ	4-2	W				10-3-2-0	22	1st/2nd	7p,10,96p,37	Rolason	17,496
16	11/10	@ ANA	0-1		L			10-4-2-0	22	1st/2nd		Fernandez	14,070
17	11/12	EDM	2-3		L			10-5-2-0	22	1st/2nd	15,11p	Rolason	*18,064
18	11/14	PIT	1-1				T	10-5-3-0	23	1st/2nd	18	Fernandez	*18,568
19	11/16	WSH	1-0	W				11-5-3-0	25	1st/2nd	11	Rolason	*18,568
20	11/19	LA	2-2				T	11-5-4-0	26	1st/2nd	10,33	Rolason	*18,064
21	11/21	@ WSH	4-3	W				12-5-4-0	28	2nd/4th	24,19,15p,11	Rolason	12,838
22	11/23	NSH	4-2	W				13-5-4-0	30	2nd/3rd	15,10,10p,10	Fernandez	*18,568
23	11/25	VAN	1-2		L			13-6-4-0	30	2nd/3rd	15	Fernandez	*18,064
24	11/27	@ DAL	0-5		L			13-7-4-0	30	2nd/4th		Fernandez	18,532
25	11/29	COL	2-2				T	13-7-5-0	31	2nd/4th	18p,24	Rolason	*18,568
26	12/3	@ EDM	1-2				OTL	13-7-5-1	32	1st/3rd	11	Fernandez	15,527
27	12/5	@ CGY	1-1				T	13-7-6-1	33	1st/2nd	15	Rolason	14,118
28	12/7	@ VAN	4-2	W				14-7-6-1	35	2nd/4th	17p,10,10,10	Rolason	18,422
29	12/10	TB	5-3	W				15-7-6-1	37	2nd/4th	96p,18,37,10,2s	Fernandez	*18,064
30	12/12	@ DET	3-2	W				16-7-6-1	39	1st/2nd	37,18,25	Rolason	20,058
31	12/14	@ NSH	1-3		L			16-8-6-1	39	2nd/4th	15p	Fernandez	14,224
32	12/15	CAR	2-1		L			17-8-6-1	41	2nd/4th	7,17p	Rolason	*18,568
33	12/17	EDM	4-3	W				18-8-6-1	43	2nd/3rd	27,10,18,18	Fernandez	*18,568
34	12/19	NYI	2-4		L			18-9-6-1	43	2nd/4th	33,7	Rolason	*18,568
35	12/21	@ COL	2-4		L			18-10-6-1	43	2nd/4th	10,34p	Fernandez	18,007
36	12/23	CGY	2-3		L			18-11-6-1	43	2nd/5th	18s,10	Rolason	*18,568
37	12/26	@ CHI	2-2				T	18-11-7-1	44	2nd/4th	37,19	Rolason	18,863
38	12/28	@ BUF	4-3	W				19-11-7-1	46	2nd/4th	10,17p,34,24	Fernandez	12,006
39	12/31	ANA	4-1	W				20-11-7-1	48	2nd/4th	28,55,12,24	Rolason	*18,568
40	1/2	@ EDM	2-1	W				21-11-7-1	50	2nd/5th	20,34	Fernandez	16,839
41	1/4	@ CGY	2-3		L			21-12-7-1	50	2nd/5th	20p,15	Rolason	15,974
42	1/6	LA	2-3		L			21-13-7-1	50	2nd/5th	33p,11	Fernandez/ROLOSON	*18,568
43	1/8	CBJ	1-2		L			21-14-7-1	50	2nd/6th	96	Rolason	*18,568
44	1/10	ARI	1-1	W				22-14-7-1	52	2nd/5th	20p,7p	Rolason	*18,568
45	1/14	BUF	0-1		L			22-15-7-1	52	2nd/5th		Rolason	*18,568
46	1/16	VAN	5-2	W				23-15-7-1	54	2nd/5th	18,11p,28,11,10	Rolason	*18,568
47	1/18	ANA	0-1		L			23-16-7-1	54	2nd/5th		Rolason	*18,568
48	1/20	@ ANA	2-1	W				24-16-7-1	56	2nd/5th	55,24	Rolason	13,331
49	1/23	@ LA	2-1	W				25-16-7-1	58	2nd/5th	96p,10	Rolason	16,480
50	1/25	@ SJ	1-4		L			25-17-7-1	58	2nd/5th	10	Rolason	17,496
51	1/28	@ VAN	2-2				T	25-17-8-1	59	2nd/5th	55,33	Rolason	18,422
52	1/29	@ EDM	1-5		L			25-18-8-1	59	2nd/5th	34	Kochan	16,469
53	2/5	CHI	2-1	W				26-18-8-1	61	3rd/6th	17p,37	Rolason	*18,568
54	2/7	SJ	4-3	W				27-18-8-1	63	3rd/6th	18,11,7p,24s	Rolason	*18,568
55	2/9	@ NJ	2-3		L			27-19-8-1	63	2nd/5th	96p,11	Rolason	16,744
56	2/10	@ PHI	1-0	W				28-19-8-1	65	3rd/6th	11	Fernandez	19,143
57	2/12	PHI	2-0	W				29-19-8-1	67	3rd/6th	7p,37	Rolason	*18,568
58	2/14	ARI	2-3		L			29-20-8-1	67	3rd/6th	18s,7	Fernandez	*18,568
59	2/15	@ COL	2-3		L			29-21-8-1	67	3rd/7th	34,11	Fernandez	18,007
60	2/19	NYR	2-4		L			29-22-8-1	67	3rd/7th	15p,33p	Rolason	*18,568
61	2/23	STL	3-1	W				30-22-8-1	69	3rd/6th	37,37,17s	Fernandez	*18,568
62	2/25	@ OTT	3-0	W				31-22-8-1	71	3rd/7th	18,77p,10	Rolason	17,371
63	2/27	@ MTL	6-3	W				32-22-8-1	73	3rd/6th	18,37,33p,10,7,7	Fernandez	21,273
64	3/1	@ STL	0-2		L			32-23-8-1	73	3rd/6th		Rolason	19,645
65	3/4	NJ	3-2	W				33-23-8-1	75	3rd/6th	15,20,2	Fernandez	*18,568
66	3/6	@ NSH	2-2				T	33-23-9-1	76	3rd/6th	33,11p	Fernandez	13,540
67	3/7	@ CAR	0-1		L			33-24-9-1	76	3rd/6th		Rolason	13,224
68	3/9	@ ATL	6-4	W				34-24-9-1	78	3rd/7th	34p,33,33,17,11,28	Rolason/FERNANDEZ	15,484
69	3/12	DAL	4-2	W				35-24-9-1	80	3rd/6th	14,17s,15p,24	Fernandez	*18,568
70	3/14	NSH	3-1	W				36-24-9-1	82	3rd/6th	96,34p,7	Rolason	*18,568
71	3/15	@ CBJ	0-5		L			36-25-9-1	82	3rd/6th		FERNANDEZ/Rolason	18,136
72	3/17	@ TB	3-3				T	36-25-10-1	83	3rd/7th	12,10,15p	Rolason	18,196
73	3/19	@ FLA	3-1	W				37-25-10-1	85	3rd/6th	24,33,11p	Rolason	15,344
74	3/21	@ DAL	3-2	W				38-25-10-1	87	3rd/7th	28,11p,37	Fernandez	18,532
75	3/23	DET	4-0	W				39-25-10-1	89	3rd/7th	12,33,24,28p	Rolason	*18,568
76	3/25	@ DET	0-4		L			39-26-10-1	89	3rd/7th		Rolason	20,058
77	3/26	STL	0-1		L			39-27-10-1	89	3rd/6th		Fernandez	*18,568
78	3/28	CHI	4-3	W				40-27-10-1	91	3rd/7th	33,23,7,18	Rolason	*18,568
79	3/31	CGY	3-0	W				41-27-10-1	93	3rd/6th	7p,96p,24p	Fernandez	*18,568
80	4/2	@ CBJ	0-3		L			41-28-10-1	93	3rd/7th		Rolason	*18,568
81	4/3	@ TOR	1-2		L			41-29-10-1	93	3rd/7th	11p	Fernandez	*18,568
82	4/6	CBJ	4-3	W				42-29-10-1	95	3rd/6th	17,15,7p,10	Rolason	*18,568



2001-02 MINNESOTA WILD



#	POS	PLAYER	GP	TOI/G	G	A	PTS	+/-	PIM	PP	SH	GW	GTG	SOG	SH%
15	LW	ANDREW BRUNETTE	81	16:02	21	48	69	-4	18	10	0	2	1	106	19.8
10	LW	MARIAN GABORIK	78	16:47	30	37	67	0	34	10	0	4	1	221	13.6
34	C	JIM DOWD	82	15:34	13	30	43	-14	54	5	0	1	0	111	11.7
33	RW	SERGEI ZHOLTOK	73	16:04	19	20	39	-10	28	1	0	2	1	146	13.0
24	LW	ANTTI LAAKSONEN	82	16:20	16	17	33	-5	22	0	0	1	0	104	15.4
37	C	WES WALZ	64	16:42	10	20	30	0	43	0	2	5	0	97	10.3
11	LW	PASCAL DUPUIS*	76	15:08	15	12	27	-10	16	3	2	0	0	154	9.7
18	C	RICHARD PARK	63	16:28	10	15	25	-1	10	2	1	2	0	115	8.7
14	C	DARBY HENDRICKSON	68	16:43	9	15	24	-22	50	2	2	1	0	79	11.4
17	D	FILIP KUBA	62	25:30	5	19	24	-6	32	3	0	1	0	101	5.0
77	D	LUBOMIR SEKERAS	69	22:37	4	20	24	-7	38	4	0	1	0	82	4.9
22	RW	STACY ROEST	58	15:50	10	11	21	-3	8	1	4	2	1	98	10.2
44	C	AARON GAVEY	71	11:55	6	11	17	-21	38	1	0	0	0	75	8.0
2	D	WILLIE MITCHELL	68	21:25	3	10	13	-16	68	0	0	1	0	67	4.5
23	D	JASON MARSHALL	80	16:18	5	6	11	-8	148	1	0	0	0	73	6.8
55	D	NICK SCHULTZ*	52	16:08	4	6	10	0	14	1	0	1	0	47	8.5
3	D	LADISLAV BENYSEK	74	19:09	1	7	8	-12	28	0	0	0	0	44	2.3
9	LW	HNAT DOMENICHELLI	27	12:40	1	5	6	-5	10	0	0	0	0	57	1.8
25	D	ANDY SUTTON	19	10:57	2	4	6	-4	35	1	0	0	0	21	9.5
18	C	SEBASTIEN BORDELEAU	14	13:35	1	4	5	-1	8	0	0	0	0	25	4.0
26	RW	TONY VIRTÄ	8	13:23	2	3	5	0	0	0	0	0	0	15	13.3
12	LW	MATT JOHNSON	60	7:23	4	0	4	-13	183	0	0	1	0	23	0.0
4	D	BRAD BROWN	51	15:54	0	4	4	-11	123	0	0	0	0	23	17.4
5	D	BRAD BOMBARDIR	28	20:33	1	2	3	-6	14	1	0	0	0	24	4.2
31	C	ROMAN SIMICEK	6	13:16	2	0	2	1	8	0	0	0	0	28	0.0
23	RW	SERGEI KRIVOKRASOV	9	12:13	1	1	2	-1	17	0	0	1	0	13	7.7
36	LW	SYLVAIN BLOUIN	43	9:51	0	2	2	-11	130	0	0	0	0	4	50.0
6	D	MIKE MATTEUCCI	3	10:06	0	0	0	0	1	2	0	0	0	0	0.0
39	D	TRAVIS ROCHE*	4	12:30	0	0	0	-1	2	0	0	0	0	0	0.0
19	D	DAVID CULLEN*	17	14:02	0	0	0	-8	6	0	0	0	0	1	0.0

#	GOALTENDER	GP	W	L	T	SA	GA	GAA	SV	SV%	SO	A	PIM	MIN
30	DWAYNE ROLOSON	45	14	20	7	1,132	112	2.68	1,020	.901	5	0	8	2,506
35	MANNY FERNANDEZ	44	12	24	5	1,157	125	.892	1,032	.892	1	0	4	2,463
31	DEREK GUSTAFSON	1	0	0	0	7	0	0.00	7	1.000	0	0	0	26

* Rookie

2001-02 GAME-BY-GAME



GAME	DATE	OPPONENT	RESULT	W	L	T	OTL	RECORD	PTS	DIVISION/ CONF. RANK	WILD GOALS (BY #)	WILD GOALTENDERS	ATT.
1	10/6	@ SJ	0-0				T	0-0-1-0	1	4th/1-11th		Rolason	16,774
2	10/7	@ LA	4-3	W				1-0-1-0	3	2nd/3rd	15, 22, 71, 2	Fernandez	16,354
3	10/10	BOS	2-1	W				2-0-1-0	5	2nd/2nd	22, 22	Fernandez	*18,568
4	10/12	CHI	6-4	W				3-0-1-0	7	1-1st/1-1st	42, 34, 22, 17, 15, 42	Rolason	*18,568
5	10/14	EDM	3-3				T	3-0-2-0	8	3rd/1-3rd	77, 22, 10	Fernandez	*18,064
6	10/16	SJ	3-3				T	3-0-3-0	9	1-1st/1-2nd	10, 34, 24	Rolason	*18,064
7	10/19	STL	3-2				OTL	3-0-3-1	10	3rd/4th	33, 44	Fernandez	*18,568
8	10/24	CAR	3-7		L			3-1-3-1	10	1-3rd/1-5th	34, 15, 10	FERNANDEZ/Rolason	*18,064
9	10/27	@ CGY	2-4		L			3-2-3-1	10	4th/10th	10, 12	Rolason	14,088
10	10/30	@ NSH	4-2	W				4-2-3-1	12	4th/1-7th	14, 15, 25, 14	Rolason	12,522
11	10/31	NSH	4-6		L			4-3-3-1	12	4th/10th	31, 37, 34, 10	Fernandez	*18,064
12	11/2	COL	4-2	W				5-3-3-1	14	1-3rd/1-8th	15, 24, 34, 31	Rolason	*19,014
13	11/4	EDM	0-2		L			5-4-3-1	14	1-3rd/9th		Rolason	*18,064
14	11/6	@ NYR	1-3		L			5-5-3-1	14	4th/10th	11	Fernandez	17,454
15	11/8	@ BOS	5-3	W				6-5-3-1	16	3rd/1-7th	34, 17, 15, 33, 15	Rolason	12,235
16	11/11	VAN	0-5		L			6-6-3-1	16	3rd/9th		FERNANDEZ/Rolason	*18,568
17	11/13	ATL	4-2	W				7-6-3-1	18	3rd/1-7th	10, 10, 10, 11	Rolason	*18,064
18	11/14	@ COL	0-1		L			7-7-3-1	18	3rd/1-7th		Rolason	18,007
19	11/16	@ DET	3-8		L			7-8-3-1	18	5th/11th	18, 44, 15	ROLOSON/Fernandez	20,058
20	11/18	LA	2-2				T	7-8-4-1	19	5th/11th	33, 10	Rolason	*18,064
21	11/20	@ ARI	1-2				OTL	7-8-4-2	20	1-4th/1-10th	10	Rolason	10,480
22	11/21	@ SJ	2-0	W				8-8-4-2	22	1-3rd/1-7th	14, 34	Fernandez	17,496
23	11/23	ARI	5-2	W				9-8-4-2	24	3rd/1-6th	34, 11, 37, 10, 10	Rolason	*18,568
24	11/25	DAL	3-4		L			9-9-4-2	24	1-4th/1-7th	34, 77, 11	Rolason	*19,042
25	11/27	VAN	2-1	W				10-9-4-2	26	3rd/1-6th	33, 11	Fernandez	*18,064
26	11/29	FLA	6-0	W				11-9-4-2	28	3rd/1-6th	55, 11, 33, 24, 10, 44	Rolason	*18,064
27	12/2	STL	4-4				T	11-9-5-2	29	3rd/8th	3, 14, 11, 15	Rolason	*18,568
28	12/5	@ CHI	2-4		L			11-10-5-2	29	4th/10th	77, 2	Fernandez	11,085
29	12/8	@ PHI	1-5		L			11-11-5-2	29	4th/10th		ROLOSON/Fernandez	19,548
30	12/10	@ MTL	0-4		L			11-12-5-2	29	4th/10th	37	Fernandez	17,727
31	12/14	@ PIT	5-2	W				12-12-5-2	31	4th/10th	33, 33, 10, 11, 37	Fernandez	13,378
32	12/16	COL	2-3				OTL	12-12-5-3	32	1-4th/1-9th	34, 14	Rolason	*18,568
33	12/18	ANA	1-5		L			12-13-5-3	32	1-4th/1-11th	15	Fernandez	*18,568
34	12/22	@ VAN	2-1	W				13-13-5-3	34	4th/11th	33, 37	Fernandez	16,337
35	12/23	@ COL	3-6		L			13-14-5-3	34	4th/11th	34, 15, 44	Rolason	18,007
36	12/26	DET	3-3				T	13-14-6-3	35	4th/11th	23, 18, 2	Fernandez	*18,568
37	12/28	@ EDM	2-3		L			13-15-6-3	35	4th/11th	44, 15	Rolason	16,839
38	12/29	@ CGY	3-4		L			13-16-6-3	35	5th/12th	23, 11, 12	Fernandez	16,730
39	12/31	@ DET	2-4		L			13-17-6-3	35	5th/12th	14, 10	Fernandez	20,058
40	1/2	TB	2-0	W				14-17-6-3	37	4th/11th	10, 14	Rolason	*18,568
41	1/4	NSH	2-1	W				15-17-6-3	39	4th/1-10th	15, 77	Fernandez	*18,568
42	1/6	BUF	1-4		L			15-18-6-3	39	5th/12th	24	Rolason	*18,568
43	1/8	MTL	4-2	W				16-18-6-3	41	4th/11th	24, 37, 37, 33	Fernandez	*18,568
44	1/10	@ NSH	2-2				T	16-18-7-3	42	4th/11th	33, 33	Rolason	12,734
45	1/11	ANA	2-2				T	16-18-8-3	43	4th/11th	17, 24	Fernandez	*18,568
46	1/13	DAL	1-3		L			16-19-8-3	43	1-4th/1-11th	24	Fernandez	*18,568
47	1/15	@ CAR	0-2		L			16-20-8-3	43	5th/12th		Rolason	10,712
48	1/18	@ CBJ	3-1	W				17-20-8-3	45	1-4th/1-11th	17, 17, 10	Fernandez	18,136
49	1/19	@ OTT	1-4		L			17-21-8-3	45	5th/12th	37	Fernandez	17,398
50	1/23	@ ANA	2-3				OTL	17-21-8-4	46	5th/12th	18, 10	Rolason	9,511
51	1/24	@ LA	1-4		L			17-22-8-4	46	5th/13th	55	Fernandez	19,917
52	1/26	NY	2-2				T	17-22-9-4	47	5th/1-12th	14, 22	Rolason	*18,568
53	1/28	CGY	2-3				OTL	17-22-9-5	48	5th/12th	33, 15	Fernandez	*18,568
54	1/30	LA	0-2		L			17-23-9-5	48	5th/13th		Rolason	*18,568
55	2/5	@ TOR	1-3		L			17-24-9-5	48	5th/13th	11	Fernandez	19,217
56	2/6	@ WSH	1-2		L			17-25-9-5	48	5th/14th	18	Rolason	16,224
57	2/8	COL	0-6		L			17-26-9-5	48	5th/14th		FERNANDEZ/Rolason	*18,568
58	2/10	NYI	4-3	W				18-26-9-5	50	5th/13th	11, 18, 33, 33	Rolason	*18,568
59	2/12	@ CBJ	3-3				T	18-26-10-5	51	5th/13th	33, 23, 33	Fernandez	18,136
60	2/13	DET	0-2		L			18-27-10-5	51	5th/1-13th		Rolason	*18,568
61	2/27	@ ANA	5-3	W				19-27-10-5	53	5th/13th	23, 55, 5, 12, 24	Rolason	10,022
62	3/2	@ VAN	3-6		L			19-28-10-5	53	5th/13th	12, 22, 34	FERNANDEZ/Rolason	18,422
63	3/5	NYR	2-3				OTL	19-28-10-6	54	5th/13th	10, 24	Rolason	*18,568
64	3/7	@ STL	3-0	W				20-28-10-6	56	5th/13th	24, 10, 10	Rolason	18,792
65	3/8	@ DAL	5-3	W				21-28-10-6	58	5th/13th	10, 14, 15, 22, 11	Fernandez	18,532
66	3/10	CBJ	5-0	W				22-28-10-6	60	5th/13th	10, 11, 10, 33	Rolason	*18,568
67	3/12	OTT	3-4				OTL	22-28-10-7	61	5th/1-12th	18, 15, 11	Fernandez	*18,064



2000-01 MINNESOTA WILD



#	POS	PLAYER	GP	TOI/G	G	A	PTS	+/-	PIM	PP	SH	GW	GTG	SOG	SH%
18	C	SCOTT PELLERIN	58	18:40	11	28	39	6	45	2	2	2	0	117	9.4
10	LW	MARIAN GABORIK*	71	15:26	18	18	36	-6	32	6	0	3	0	179	10.1
77	D	LUBOMIR SEKERAS	80	21:13	11	23	34	-8	52	4	0	2	0	102	10.8
37	C	WES WALZ	82	16:45	18	12	30	-8	37	0	7	3	0	152	11.8
17	D	FILIP KUBA*	75	24:16	9	21	30	-6	28	4	0	4	1	141	6.4
14	C	DARBY HENDRICKSON	72	15:50	18	11	29	1	36	3	1	1	1	114	15.8
34	C	JIM DOWD	68	17:50	7	22	29	-6	80	0	0	0	1	92	7.6
24	LW	ANTTI LAAKSONEN	82	16:27	12	16	28	-7	24	0	2	1	0	129	9.3
22	C	STACY ROEST	76	14:01	7	20	27	3	20	1	0	1	0	125	5.6
44	C	AARON GAVEY	75	14:00	10	14	24	-8	52	1	0	2	0	100	10.0
25	RW	SERGEI KRIVOKRASOV	54	13:05	7	15	22	-1	20	2	0	1	0	107	6.5
21	D	SEAN O'DONNELL	63	23:00	4	12	16	-2	128	1	0	1	0	58	6.9
5	D	BRAD BOMBARDIR	70	20:50	0	15	15	-6	42	0	0	0	0	81	0.0
21	LW	CAM STEWART	54	13:12	4	9	13	-3	18	0	1	0	1	61	6.6
20	RW	MAXIM SUSHINSKY	30	14:01	7	4	11	-7	29	3	0	0	0	62	11.3
19	RW	JEFF NIELSEN	59	13:33	3	8	11	-16	4	1	0	1	0	82	3.7
2	D	WILLIE MITCHELL*	17	20:49	1	7	8	4	11	0	0	0	0	16	6.3
42	D	ANDY SUTTON	69	12:55	3	4	7	-11	131	2	0	0	0	64	4.7
3	D	LADISLAV BENYSEK*	71	18:25	2	5	7	-11	38	1	0	0	0	48	4.2
45	LW	PETER BARTOS	13	13:55	4	2	6	2	6	1	0	1	0	18	22.2
16	C	ROMAN SIMICEK	28	12:44	2	4	6	-4	21	0	0	0	0	14	14.3
36	LW	SYLVAIN BLOUIN	41	9:54	3	2	5	-5	117	0	0	0	0	37	8.1
7	D	CURTIS LESCHYSHYN	54	19:31	2	3	5	-2	19	1	0	1	0	43	4.7
23	LW	PAVEL PATERA	20	14:27	1	3	4	-8	4	0	0	0	0	14	7.1
12	LW	MATT JOHNSON	50	7:43	1	1	2	-6	137	0	0	0	0	21	4.8
23	LW	STEVE MCKENNA	20	7:59	1	1	2	0	19	0	0	0	0	12	8.3
11	LW	KAI NURMINEN	2	15:34	1	0	1	-1	2	0	0	0	0	1	100.0
11	LW	PASCAL DUPUIS*	4	15:36	1	0	1	0	4	1	0	0	0	8	12.5
15	D	J.J. DAIGNEAULT	1	11:38	0	0	0	-1	2	0	0	0	0	0	0.0
6	D	TRAVIS ROCHE*	1	15:22	0	0	0	0	0	0	0	0	0	0	0.0
40	D	CHRIS ARMSTRONG*	3	18:06	0	0	0	-3	0	0	0	0	0	4	0.0
26	RW	CHRISTIAN MATTE*	3	13:21	0	0	0	0	2	0	0	0	0	8	0.0
28	D	MIKE MATTEUCCI	3	11:29	0	0	0	-2	2	0	0	0	0	3	0.0
32	C	BRIAN BONIN	7	9:46	0	0	0	-3	0	0	0	0	0	7	0.0

#	GOALTENDER	GP	W	L	T	SA	GA	GAA	SV	SV%	SO	A	PIM	MIN
35	MANNY FERNANDEZ	42	19	17	4	1,147	92	2.24	1,055	.920	4	1	6	2,461
29	JAMIE MCLENNAN	38	5	23	9	1,032	98	2.64	934	.905	2	1	4	2,230
30	DEREK GUSTAFSON	4	1	3	0	97	10	2.51	87	.897	0	0	0	239
31	ZAC BIERK	1	0	1	0	27	6	6.00	21	.778	0	0	2	60

* Rookie

2000-01 GAME-BY-GAME



GAME	DATE	OPPONENT	RESULT	W	L	T	OTL	RECORD	PTS	DIVISION/ CONF. RANK	WILD GOALS (BY #)	WILD GOALTENDERS	ATT.
1	10/6	@ ANA	1-3	L				0-1-0-0	0	0/0	10	McLennan	16,520
2	10/7	@ ARI	1-4	L				0-2-0-0	0	5th/14th	34	Fernandez	13,089
3	10/11	PHI	3-3			T		0-2-1-0	1	5th/14th	14, 10, 37	Fernandez	*18,827
4	10/13	@ STL	0-2	L				0-3-1-0	1	4th/14th		McLennan	19,576
5	10/15	EDM	3-5	L				0-4-1-0	1	5th/15th	77, 20, 20	McLennan	*18,064
6	10/18	TB	6-5	W				1-4-1-0	3	5th/15th	20, 21, 20, 33, 10, 10	McLennan	*18,064
7	10/20	SJ	1-3	L				1-5-1-0	3	5th/14th	12	McLennan	*18,064
8	10/22	FLA	0-0			T		1-5-2-0	4	5th/14th		McLennan	*18,064
9	10/24	@ MTL	2-2					1-5-3-0	5	5th/14th	37, 24	McLennan	19,011
10	10/25	@ TOR	1-6	L				1-6-3-0	5	5th/14th	37	MCLENNAN/Fernandez	19,114
11	10/27	CGY	3-1	W				2-6-3-0	7	5th/14th	14, 17, 44	Fernandez	*18,064
12	10/29	CHI	2-3	L				2-7-3-0	7	5th/13th	10, 33	Fernandez	*18,064
13	11/3	@ EDM	0-3	L				2-8-3-0	7	4th/13th		McLennan	12,811
14	11/5	@ CGY	3-2	W				3-8-3-0	9	4th/13th	37, 37, 24	Fernandez	15,330
15	11/7	@ COL	0-2	L				3-9-3-0	9	4th/13th		McLennan	18,007
16	11/8	CGY	0-1	L				3-10-3-0	9	5th/14th		Fernandez	*18,064
17	11/10	@ CHI	5-2	W				4-10-3-0	11	5th/15th	21, 17, 10, 22, 24	Fernandez	15,348
18	11/12	EDM	4-5				OTL	4-10-3-1	12	5th/15th	77, 77, 16, 22	Fernandez	*18,064
19	11/15	NYR	2-3	L				4-11-3-1	12	5th/15th	11, 77	Fernandez	*18,568
20	11/17	@ BUF	1-3	L				4-12-3-1	12	5th/15th	45	McLennan	16,590
21	11/18	@ BOS	6-1	W				5-12-3-1	14	5th/15th	20, 77, 77, 20, 14, 45	Fernandez	14,465
22	11/22	CGY	1-1			T		5-12-4-1	15	5th/15th	19	McLennan	*18,064
23	11/24	CHI	2-0	W				6-12-4-1	17	5th/15th	45, 20	Fernandez	*18,568
24	11/26	VAN	4-2	W				7-12-4-1	19	5th/14th	24, 24, 37, 24	Fernandez	*18,064
25	11/28	@ SJ	1-4	L				7-13-4-1	19	4th/13th	3	McLennan	17,247
26	11/30	@ ARI	0-2	L				7-14-4-1	19	5th/14th		Fernandez	12,447
27	12/2	@ LA	2-3	L				7-15-4-1	19	5th/14th	34, 25	Fernandez	16,270
28	12/7	@ CHI	4-2	W				8-15-4-1	21	5th/14th	24, 44, 17, 37	Fernandez	12,644
29	12/8	ANA	0-1				OTL	8-15-4-2	22	5th/14th		McLennan	*18,064
30	12/10	NSH	1-2	L				8-16-4-2	22	5th/14th	14	McLennan	*18,064
31	12/13	CAR	1-1			T		8-16-5-2	23	5th/14th	33	Fernandez	*18,064
32	12/14	@ WSH	1-2	L				8-17-5-2	23	5th/14th	44	McLennan	11,392
33	12/17	DAL	6-0	W				9-17-5-2	25	5th/14th	19, 10, 45, 14, 77, 14	Fernandez	*18,834
34	12/20	OTT	2-2			T		9-17-6-2	26	5th/14th	14, 14	McLennan	*18,064
35	12/22	LA	4-3	W				10-17-6-2	29	5th/14th	37, 25, 34, 22	Fernandez	*18,564
36	12/27	@ DET	5-3	W				11-17-6-2	30	5th/14th	10, 33, 33, 27, 24	Fernandez	19,995
37	12/29	ARI	2-2			T		11-17-7-2	31	5th/14th	42, 34	McLennan	*18,568
38	12/31	ANA	3-2	W				12-17-7-2	33	5th/14th	33, 44, 77	Fernandez	*18,064
39	1/3	ATL	1-1			T		12-17-8-2	34	5th/14th	4	McLennan	*18,064
40	1/5	DET	3-2	W				13-17-8-2	36	5th/14th	19, 17, 17	Fernandez	*18,568
41	1/6	@ STL	1-5	L				13-18-8-2	36	5th/13th	42	MCLENNAN/Fernandez	19,913
42	1/10	WSH	3-0	W				14-18-8-2	38	5th/13th	44, 33, 22	Fernandez	*18,064
43	1/12	COL	0-5	L				14-19-8-2	38	5th/13th		Fernandez	*18,815
44	1/14	@ NYR	2-4	L				14-20-8-2	38	5th/13th	25, 44	Fernandez	18,200
45	1/15	@ CBJ	0-3	L				14-21-8-2	38	5th/13th		Fernandez	17,154
46	1/17	CBJ	3-2	W				15-21-8-2	40	5th/13th	10, 17, 27	Fernandez	*18,064
47	1/19	NYI	3-2	W				16-21-8-2	42	5th/13th	14, 24, 37	McLennan	*18,568
48	1/21	NI	2-4	L				16-22-8-2	42	5th/13th	27, 3	Fernandez	*18,568
49	1/24	@ ANA	5-0	W				17-22-8-2	44	5th/13th	25, 16, 37, 33, 16	Fernandez	11,692
50	1/27	@ LA	4-1	W				18-22-8-2	46	5th/13th	42, 37, 10, 10	Fernandez	18,118
51	1/30	@ VAN	2-3				OTL	18-22-8-3	47	5th/13th	10, 44	McLennan	13,948
52	2/6	@ TB	4-2	W				19-22-8-3	49	5th/13th	14, 10, 33, 25	McLennan	11,122
53	2/7	@ FLA	1-2	L				19-23-8-3	49	5th/12th	14	Fernandez	12,422
54	2/9	@ DAL	2-1	W				20-23-8-3	51	5th/13th	34, 10	Fernandez	17,001
55	2/11	PIT	4-2	W				21-23-8-3	53	5th/13th	34, 22, 4, 37	McLennan	*18,568
56	2/14	@ PIT	1-2	L				21-24-8-3	53	5th/12th	37	Fernandez	16,997
57	2/16	LA	0-4	L				21-25-8-3	53	5th/12th		McLennan	*18,568
58	2/18	SJ	3-1	W				22-25-8-3	55	5th/13th	24+, 33, 36	Fernandez	*18,568
59	2/21	@ DAL	2-6	L				22-26-8-3	55	5th/13th	77, 36	Fernandez	17,001
60	2/23	@ COL	1-4	L				22-27-8-3	55	5th/13th	36	McLennan	18,007
61	2/24	@ NSH	1-2	L				22-28-8-3	55	5th/13th	27	Fernandez	17,113
62	2/26	VAN	2-5	L				22-29-8-3	55	5th/13th	14, 33	McLennan	*18,064
63	3/1	@ CGY	1-1			T		22-29-9-3	56	5th/13th	10	Fernandez	16,266
64	3/2	@ EDM	1-3	L				22-30-9-3	56	5th/13th	24	McLennan	16,280
65	3/4	@ VAN	4-3	W				23-30-9-3	58	5th/13th	44, 25, 10, 44	Fernandez	18,014
66	3/6	STL	3-3			T		23-30-10-3	59	5th/13th	37, 10, 21	Fernandez	*18,568
67	3/8	@ NJ	2-6	L				23-31-10-3	59	5th/13th	44, 17	Bierk	15,171
68	3/9	@ NYI	4-1	W				24-31-10-3	61	5th/13th	34, 17, 21, 22	Gustafson	10,463
69	3/11	DET	2-3				OTL	24-31-10-4	62	5th/13th	14, 25	Fernandez	*18,568
70	3/14	STL	0-1				OTL	24-31-10-5	63	5th/13th		McLennan	*18,064
71	3/15	@ PHI	0-3	L				24-32-10-5	63	5th/13th		FERNANDEZ/McLennan	19,566
72	3/18	@ COL	3-4	L				24-33-10-5	63	5th/13th	10, 77, 14	McLennan	18,007
73	3/19	DAL	1-4	L				24-34-10-5	63	5th/13th	24	McLennan	*18,568
74	3/21	NSH	0-0			T		24-34-11-5	64	5th/13th		McLennan	*18,064
75	3/22	@ DET	2-4	L				24-35-11-5	64	5th/13th	77, 14	Gustafson	19,995
76	3/25	VAN	2-2			T		24-35-12-5	65	5th/14th	2, 17	McLennan	*18,568
77	3/28	ARI	0-2	L				24-36-12-5	65	5th/14th		Gustafson	*18,568
78	3/31	@ NSH	1-4	L				24-37-12-5	65	5th/14th	37	McLennan	17,113
79	4/2	@ SJ	2-4	L				24-38-12-5	65	5th/14th	37, 11	McLennan	17,359
80	4/4	@ EDM	2-2			T		24-38-13-5	66	5th/15th	22, 23	McLennan	17,100
81	4/6	CBJ	3-2	W				25-38-13-5	68	5th/15th	14, 37, 14	McLennan	*18,568
82	4/8	COL	2-4	L				25-39-13-5	68	5th/14th	37, 14	Gustafson	*18,568



DRAFT HISTORY

2022 NHL DRAFT

RD	PICK	POS	PLAYER	HT	WT	BORN	CLUB (LEAGUE)
1	19	LW	Liam Ohgren	6-1	201	1/28/04	Djurgarden (Sweden Jr.)
	24	RW	Danila Yurov	6-1	178	12/22/03	Magnitogorsk Metallurg (KHL)
2	47	C	Hunter Haight	5-10	174	4/4/04	Barrie (OHL)
	56	LW	Reiger Lorenz	6-2	194	3/30/04	Okotoks (AJHL)
3	89	LW	Michael Milne	5-10	185	9/21/02	Winnipeg (WHL)
4	121	D	Ryan Healey	6-0	172	5/19/04	Sioux Falls (USHL)
5	153	D	David Spacek	6-0	174	2/18/03	Sherbrooke (QMJHL)
6	185	C	Servac Petrovsky	5-10	181	8/10/04	Owen Sound (OHL)

2021 NHL DRAFT

RD	PICK	POS	PLAYER	HT	WT	BORN	CLUB (LEAGUE)
1	20	G	Jesper Wallstedt	6-3	214	11/14/02	Lulea (Sweden)
1	26	D	Carson Lambos	6-1	197	1/14/03	JYP (Finnish Jr.)
2	54	D	Jack Peart	5-11	186	5/15/03	Grand Rapids (High-MN)
3	86	C	Caedan Bankier	6-2	190	1/26/03	Kamloops (WHL)
4	118	D	Kyle Masters	6-1	175	4/9/03	Red Deer (WHL)
	127	F	Josh Pillar	5-11	171	2/14/02	Kamloops (WHL)
6	182	D	Nate Benoit	6-0	168	11/26/02	Mount St. Charles Academy (High-RI)

2020 NHL DRAFT

RD	PICK	POS	PLAYER	HT	WT	BORN	CLUB (LEAGUE)
1	9	C	Marco Rossi	5-9	183	9/23/01	Ottawa (OHL)
2	37	C	Marat Khushnutdinov	5-11	176	7/17/02	SKA St. Petersburg (Russia-Jr.)
	39	D	Ryan O'Rourke	6-0	178	5/16/02	Sault Ste. Marie (OHL)
3	65	D	Daemon Hunt	6-0	198	5/15/02	Moose Jaw (WHL)
5	146	C	Pavel Novak	5-9	170	4/16/02	Kelowna (WHL)

2019 NHL DRAFT

RD	PICK	POS	PLAYER	HT	WT	BORN	CLUB (LEAGUE)
1	12	LW	Matthew Boldy	6-2	196	4/5/01	USNTDP
2	42	LW	Vladislav Firstov	6-1	181	6/19/01	Waterloo (USHL)
	59	G	Hunter Jones	6-4	202	9/21/00	Peterborough (OHL)
3	75	LW	Adam Beckman	6-1	168	5/10/01	Spokane (WHL)
5	149	C	Matvey Guskov	6-2	182	1/30/01	London (OHL)
6	166	D	Marshall Warren	5-11	170	4/20/01	USNTDP
	172	C	Nikita Nesterenko	6-0	157	9/10/01	Lawrenceville (High-NJ)
7	197	G	Filip Lindberg	6-0	180	1/31/99	Univ. of Massachusetts (H-East)

2018 NHL DRAFT

RD	PICK	POS	PLAYER	HT	WT	BORN	CLUB (LEAGUE)
1	24	D	Filip Johansson	6-1	176	3/23/00	Leksand (Swe. Jr.)
3	63	C	Jack McBain	6-3	201	1/6/00	Toronto (OJHL)
	86	C	Alexander Khovanov	5-10	198	4/12/00	Moncton (QMJHL)
	92	C	Connor Dewar	5-10	177	6/26/99	Everett (WHL)
5	148	D	Simon Johansson	6-2	170	6/14/99	Djurgardens (Swe. Jr.)
	155	C	Damien Giroux	5-9	177	3/3/00	Saginaw (OHL)
6	179	RW	Shawn Boudrias	6-4	197	9/14/99	Gatineau (QMJHL)
7	210	C	Sam Hentges	6-0	175	7/26/99	Des Moines/Tri-City (USHL)

DRAFT HISTORY



2017 NHL DRAFT

RD	PICK	POS	PLAYER	HT	WT	BORN	CLUB (LEAGUE)
3	85	RW	Ivan Lodnia	5-10	176	8/31/99	Erie (OHL)
4	97	C	Mason Shaw	5-8	173	11/3/98	Medicine Hat (WHL)
	116	C	Bryce Misley	6-1	185	9/5/99	Oakville (OJHL)
5	147	D	Jacob Golden	5-11	163	3/20/99	London (OHL)
6	178	C	Andrei Svetlakov	6-0	202	4/6/96	CSKA Moscow (KHL)
7	209	RW	Nick Swaney	5-10	175	9/9/97	Waterloo (USHL)

2016 NHL DRAFT

RD	PICK	POS	PLAYER	HT	WT	BORN	CLUB (LEAGUE)
1	15	C	Luke Kunin	6-0	191	12/4/97	Univ. of Wisconsin (Big Ten)
4	106	LW	Brandon Duhaime	6-1	200	5/22/97	Chicago/Tri-City (USHL)
7	196	F	Dmitry Sokolov	5-11	221	4/14/98	Sudbury (OHL)
	204	D	Braydyn Chizen	6-9	195	5/9/98	Kelowna (WHL)

2015 NHL DRAFT

RD	PICK	POS	PLAYER	HT	WT	BORN	CLUB (LEAGUE)
1	20	C	Joel Eriksson Ek	6-2	190	1/29/97	Farjestad (Sweden)
2	50	F	Jordan Greenway	6-5	222	2/16/97	USNTDP
4	111	G	Ales Stezka	6-3	178	1/6/97	Liberec Jr. (Czech)
5	135	F	Kirill Kaprizov	5-10	190	4/26/97	Novokuznetsk (Russia)
6	171	D	Nicholas Boka	6-0	197	9/8/97	USNTDP
7	201	D	Gustav Bourramman	5-11	184	1/24/97	Sault Ste. Marie (OHL)
	204	D	Jack Sadek	6-2	185	4/19/97	Lakeville North (H.S.)

2014 NHL DRAFT

RD	PICK	POS	PLAYER	HT	WT	BORN	CLUB (LEAGUE)
1	18	RW	Alex Tuch	6-4	221	5/10/96	USNTDP (USHL)
3	80	D	Louis Belpedio	5-10	194	5/14/96	USNTDP (USHL)
4	109	G	Kaapo Kahkonen	6-1	216	8/16/96	Espoo Jr. (Finland)
5	139	D	Tanner Faith	6-3	220	10/5/95	Kootenay (WHL)
6	160	D	Pontus Sjalin	6-0	170	6/12/96	Ostersunds Jr. (Sweden)
	167	C	Chase Lang	6-1	181	9/13/96	Calgary (WHL)
	169	C	Reid Duke	6-0	195	1/28/96	Lethbridge (WHL)
7	199	C	Pavel Jenys	6-2	184	4/2/96	Brno (Czech)

2013 NHL DRAFT

RD	PICK	POS	PLAYER	HT	WT	BORN	CLUB (LEAGUE)
2	46	D	Gustav Olofsson	6-3	191	12/1/94	Green Bay (USHL)
3	81	RW	Kurtis Gabriel	6-4	214	4/20/93	Owen Sound (OHL)
4	107	D	Dylan Labbe	6-1	190	1/9/95	Shawigan (QMJHL)
5	137	D	Carson Soucy	6-4	200	7/17/94	Spruce Grove (AJHL)
6	167	C	Avery Peterson	6-2	200	6/20/95	Grand Rapids (HS-MN)
7	197	D	Nolan De Jong	6-2	186	4/25/95	Victoria (BCHL)
	200	G	Alexandre Belanger	6-1	184	8/19/95	Rouyn-Noranda (QMJHL)

2012 NHL DRAFT

RD	PICK	POS	PLAYER	CLUB (LEAGUE)
1	7	D	Matt Dumba	Red Deer (WHL)
2	46	LW	Raphael Bussieres	Baie-Comeau (QMJHL)
3	68	D	John Draeger	Shattuck-St. Mary's (High School - MN)
4	98	C	Adam Gilmour	Nobles (High School - MA)
5	128	D	Daniel Gunnarsson	Lulea (Sweden)
6	158	C	Christoph Bertschy	Bern (Switzerland)
7	188	LW	Louis Nanne	Edina (High School - MN)



DRAFT HISTORY

2011 NHL DRAFT

RD	PICK	POS	PLAYER	CLUB (LEAGUE)
1	10	D	Jonas Brodin	Farjestad (Sweden)
	28	C	Zack Phillips	Saint John (QMJHL)
2	60	LW	Mario Lucia	Wayzata (HS-MN)
5	131	D	Nick Seeler	Eden Prairie (HS-MN)
6	161	G	Stephen Michalek	Loomis-Chaffee (HS-CT)
7	191	C	Tyler Graovac	Ottawa (OHL)

2010 NHL DRAFT

RD	PICK	POS	PLAYER	CLUB (LEAGUE)
1	9	C	Mikael Granlund	HIFK (Finland)
2	39	RW	Brett Bulmer	Kelowna (WHL)
	56	LW	Johan Larsson	Brynäs Jr. (Sweden)
	59	LW	Jason Zucker	USNTDP
6	159	G	Johan Gustafsson	Farjestad Jr. (Sweden)
7	189	RW	Dylen McKinlay	Chilliwack (WHL)

2009 NHL DRAFT

RD	PICK	POS	PLAYER	CLUB (LEAGUE)
1	16	D	Nick Leddy	Eden Prairie (HS-MN)
3	77	G	Matthew Hackett	Plymouth (OHL)
4	103	LW	Kristopher Foucault	Calgary (WHL)
	116	RW	Alexander Fallstrom	Shattuck-St. Mary's (High School- MN)
6	161	G	Darcy Kuemper	Red Deer (WHL)
	163	RW	Jere Sallinen	Blues Jr. (Finland Jr.)
7	182	LW	Erik Haula	Shattuck-St. Mary's (HS-MN)
	193	C	Anthony Hamburg	Dallas Stars AAA (Midget-TX)

2008 NHL DRAFT

RD	PICK	POS	PLAYER	CLUB (LEAGUE)
1	23	D	Tyler Cuma	Ottawa (OHL)
2	55	D	Marco Scandella	Val-D'Or (QMJHL)
4	115	D	Sean Lorenz	USNTDP
5	145	LW	Eero Elo	Lukko Rauma (FIN Jr.)

2007 NHL DRAFT

RD	PICK	POS	PLAYER	CLUB (LEAGUE)
1	16	C	Colton Gillies	Saskatoon (WHL)
4	110	D	Justin Falk	Spokane (WHL)
5	140	C	Cody Almond	Kelowna (WHL)
6	170	D	Harri Ilvonen	Tappara (FIN Jr.)
7	200	RW	Carson McMillan	Calgary (WHL)

2006 NHL DRAFT

RD	PICK	POS	PLAYER	CLUB (LEAGUE)
1	9	C	James Sheppard	Cape Breton (QMJHL)
2	40	C	Ondrej Fiala	Everett (WHL)
3	72	RW	Cal Clutterbuck	Oshawa (OHL)
4	102	D	Kyle Medvec	Apple Valley (HS-MN)
5	132	G	Niko Hovinen	Jokerit (FIN Jr.)
6	162	RW	Julian Walker	Basel (Swiss)
7	192	C	Chris Hickey	Cretin-Derham Hall (HS-MN)

DRAFT HISTORY



2005 NHL DRAFT

RD	PICK	POS	PLAYER	CLUB (LEAGUE)
1	4	LW	Benoit Pouliot	Sudbury (OHL)
2	57	LW	Matt Kassian	Kamloops (WHL)
3	65	G	Kristofer Westblom	Kelowna (WHL)
4	110	C	Kyle Bailey	Portland (WHL)
	122	C	Morten Madsen	Frolunda (SEL)
5	129	D	Anthony Aiello	Thayer Academy (HS-MA)
7	199	D	Riley Emmerson	Tri-City (WHL)

2004 NHL DRAFT

RD	PICK	POS	PLAYER	CLUB (LEAGUE)
1	12	D	A.J. Thelen	Michigan St. (NCAA)
2	42	LW	Roman Voloshenko	Krylja (RUS Jr.)
3	78	LW	Peter Olvecky	Trencin (SVK)
	79	D	Clayton Stoner	Tri-City (WHL)
4	111	F	Ryan Jones	Chatham (WOJHL)
	114	LW	Patrick Bordeleau	Val-D'Or (QMJHL)
	117	RW	Julien Sprunger	HC Fribourg (Swiss)
5	161	D	Jean-Claude Sawyer	Cape Breton (QMJHL)
6	175	RW	Aaron Boogaard	Tri-City (WHL)
7	195	RW	Jean-Michel Rizk	Saginaw (OHL)
	206	G	Anton Khudobin	Magnitogorsk (Russia)
9	272	C	Kyle Wilson	Colgate (NCAA)

2003 NHL DRAFT

RD	PICK	POS	PLAYER	CLUB (LEAGUE)
1	20	D	Brent Burns	Brampton (OHL)
2	56	C	Patrick O'Sullivan	Mississauga (OHL)
3	78	C	Danny Irmén	Lincoln (USHL)
5	157	LW	Marcin Kolusz	Novy Targ (POL)
6	187	G	Miroslav Kopriva	Kladno (CZE)
7	207	D	Grigory Misharin	Yekaterinburg (RUS Jr.)
	219	LW	Adam Courchaine	Vancouver (WHL)
8	251	LW	Mathieu Melanson	Chicoutimi (QMJHL)
9	281	D	Jean-Michael Bolduc	Quebec (QMJHL)

2002 NHL DRAFT

RD	PICK	POS	PLAYER	CLUB (LEAGUE)
1	8	C	Pierre-Marc Bouchard	Chicoutimi (QMJHL)
2	38	G	Josh Harding	Regina (WHL)
3	72	F	Michael Erickson	Minnesota (NCAA)
	73	G	Barry Brust	Spokane (WHL)
5	155	C	Armands Berzins	Shawinigan (QMJHL)
6	175	RW	Matt Foy	Merrimack College (NCAA)
7	204	C	Niklas Eckerblom	Djugarden (SWE)
8	237	F	Christoph Brandner	Krefeld (DEL)
9	268	D	Mikhail Tyulyapkin	N. Novgorod (RUS Jr.)
	269	F	Mika Hannula	Malmö (SEL)



DRAFT HISTORY

2001 NHL DRAFT

RD	PICK	POS	PLAYER	CLUB (LEAGUE)
1	6	C	Mikko Koivu	TPS Turku (FIN Jr.)
2	36	RW	Kyle Wanvig	Red Deer (WHL)
3	74	D	Chris Heid	Spokane (WHL)
	93	C	Stephane Veilleux	Val-D'Or (QMJHL)
4	103	C	Tony Virta	TPS Turku (FIN Jr.)
7	202	LW	Derek Boogaard	Prince George (WHL)
8	239	LW	Jake Riddle	Seattle (WHL)

2000 NHL DRAFT

RD	PICK	POS	PLAYER	CLUB (LEAGUE)
1	3	RW	Marian Gaborik	Dukla Trencin (SVK Jr.)
2	33	D	Nick Schultz	Prince Albert (WHL)
4	99	LW	Marc Cavosie	RPI (NCAA)
5	132	RW	Maxim Sushinsky	Avangard Omsk (RUS)
6	170	D	Erik Reitz	Erie (OHL)
7	199	C	Brian Passmore	Oshawa (OHL)
	214	LW	Peter Bartos	HC Ceske Bude (CZE)
8	232	D	Lubomir Sekeras	HC Ocelari Trinec (CZE)
	255	C	Eric Johansson	Tri-City (WHL)

2000 EXPANSION DRAFT

POS	PLAYER	TEAM	POS	PLAYER	TEAM	POS	PLAYER	TEAM
F	Michael Bros	SJ	F	Jeff Odgers	COL	D	Artem Anisimov	PHI
F	Jeff Daw	CHI	F	Scott Pellerin	STL	D	Chris Armstrong	SJ
F	Jim Dowd	EDM	F	Stacy Roest	DET	D	Ladislav Benysek	ANA
F	Darby Hendrickson	VAN	F	Cam Stewart	FLA	D	Ian Herbers	NYI
F	Joe Juneau	OTT	G	Zac Bierk	TB	D	Filip Kuba	CGY
F	Sergei Krivokrasov	CGY	G	Jamie McLennan	STL	D	Curtis Leschyshyn	CAR
F	Darryl Laplante	DET	G	Chris Terreri	NJ	D	Sean O'Donnell	LA
F	Jeff Nielsen	ANA	G	Mike Vernon	FLA	D	Oleg Orehovsky	WSH
F	Stefan Nilsson	VAN						

DRAFT DAY TRADES

- June 23, 2001 – Minnesota acquired a third-round selection (74th overall – Chris Heid) from the New York Rangers in exchange for the Wild's third-round selection (79th overall – Garth Murray) and fifth-round selection (139th overall – Shawn Collymore) in the 2001 NHL Draft.
- June 22, 2002 – Minnesota acquired Cliff Ronning from the Los Angeles Kings in exchange for the Wild's fourth-round selection (104th overall – Aaron Rome) in the 2002 NHL Draft.
- June 22, 2003 – Minnesota acquired a third-round selection (78th overall – Danny Irmien) from the Toronto Maple Leafs in exchange for the Wild's third-round selection (91st overall – Martin Sagat) and fourth-round selection (125th overall – Konstantin Volkov) in the 2003 NHL Draft.
- July 30, 2005 – Minnesota acquired Todd White from the Ottawa Senators in exchange for the Wild's fourth-round selection (95th overall – Cody Bass) in the 2005 NHL Draft.
- June 24, 2006 – Minnesota acquired Pavol Demitra from the Los Angeles Kings in exchange for Patrick O'Sullivan and the Wild's first-round selection (16th overall – Trevor Lewis) in the 2006 NHL Draft.
- June 22, 2007 – Minnesota acquired a first-round selection (16th overall – Colton Gillies) from the Anaheim Ducks in exchange for the Wild's first-round selection (19th overall – Logan MacMillan) and second-round selection (42nd overall – Eric Tangradi) in the 2007 NHL Draft.
- June 20, 2008 – Minnesota acquired a first-round selection (23rd overall – Tyler Cuma) from the New Jersey Devils in exchange for the Wild's first-round selection (24th overall – Mattias Tedendby) in the 2008 Draft and a third-round selection (73rd overall – Alexander Urbom) in the 2009 NHL Draft.

DRAFT HISTORY



- June 26, 2009 – Minnesota acquired a first-round selection (16th overall – Nick Leddy), a third-round selection (77th overall – Matt Hackett) and a seventh-round selection (182nd overall – Erik Haula) from the New York Islanders in exchange for the Wild's first-round selection (12th overall – Calvin de Haan) in the 2009 NHL Draft.
- June 27, 2009 – Minnesota acquired Kyle Brodziak and a sixth-round selection (161st overall – Darcy Kuemper) from the Edmonton Oilers in exchange for the Wild's fourth-round selection (99th overall – Kyle Bigos) and fifth-round selection (133rd overall – Olivier Roy) in the 2009 NHL Draft.
- June 26, 2010 – Minnesota acquired a second-round selection (59th overall – Jason Zucker) from the Florida Panthers in exchange for the Wild's third-round selection (69th overall – Joe Basaraba) and fourth-round selection (99th overall – Joonas Donskoi) in the 2010 NHL Draft.
- June 24, 2011 – Minnesota acquired a first-round selection (28th overall – Zack Phillips) along with Devin Setoguchi and Charlie Coyle from the San Jose Sharks in exchange for Brent Burns and a second-round selection (Pontus Aberg) in the 2012 NHL Draft.
- June 25, 2011 – The Wild acquired a second-round selection (60th overall – Mario Lucia) from the Vancouver Canucks in exchange for a third-round selection (71st overall – David Honzik) and a fourth-round selection (101st overall – Joseph LaBate) in the 2011 NHL Draft.
- June 30, 2013 – Minnesota acquired Nino Niederreiter from the New York Islanders in exchange for RW Cal Clutterbuck and a third-round selection (70th overall – Eamon McAdam) in the 2013 NHL Draft.
- June 30, 2013 – The Wild acquired a sixth-round selection (167th overall – Chase Lang) in the 2014 NHL Draft and the rights to F Benn Ferriero from the New York Rangers in exchange for D Justin Falk.
- June 28, 2014 – Minnesota acquired a third-round selection (80th overall – Louie Belpedio) in the 2014 NHL Entry Draft and a seventh-round selection (204th overall – Jack Sadek) in the 2015 NHL Draft from the Tampa Bay Lightning in exchange for a third-round selection (79th overall – Brayden Point) in the 2014 NHL Draft.
- June 27, 2015 – Acquired a fifth-round selection (135th overall – Kirill Kaprizov) in the 2015 NHL Draft from Boston in exchange for Minnesota's fifth-round selection (136th overall – Cameron Clarke) in the 2016 NHL Draft.
- June 22, 2019 – Acquired a second-round selection (59th overall – Hunter Jones) in the 2019 NHL Draft from Carolina in exchange for Minnesota's third-round selection (73rd overall – Patrik Puustola) and fourth-round selection (99th overall – Cade Webber) in the 2019 NHL Draft.
- June 22, 2019 – Acquired a third-round selection (75th overall – Adam Beckman) in the 2019 NHL Draft from Nashville in exchange for Minnesota's third-round selection (70th overall) in the 2020 NHL Draft.
- Oct. 7, 2020 – Acquired F Nick Bonino, a second-round selection (37th overall – Marat Khushnutdinov) and a third-round selection (70th overall) from Nashville in exchange for F Luke Kunin and a fourth-round selection (101st overall – Adam Wilsby) in the 2020 NHL Draft.
- Oct. 7, 2020 – Acquired third-round selection (65th overall – Daemon Hunt) from Detroit in exchange for Minnesota's third-round selection (70th overall – Emil Viro) and a fifth-round selection (132nd overall – Alex Cotton) in the 2020 NHL Draft.
- Oct. 7, 2020 – Acquired fifth-round selection (146th overall – Pavel Novak) from St. Louis in exchange for the Wild's sixth-round selection (163rd overall – Will Cranley) and seventh-round selection (194th overall – Noah Beck) in the 2020 NHL Draft.
- July 23, 2021 – Acquired first-round selection (20th overall – Jesper Wallstedt) from Edmonton in exchange for Minnesota's first-round selection (22nd overall – Xavier Bourgault) and a third-round selection (90th overall – Luca Munzenberger) in the 2021 NHL Draft.
- July 24, 2021 – Acquired fourth-round selection (127th overall – Josh Pillar) from Montreal in exchange for the Wild's fifth-round selection (150th overall – Joshua Roy) and seventh-round selection (214th overall – Joe Vrbetic) in the 2021 NHL Draft.



DRAFT NOTES

- Of Minnesota's 165 total draft selections, 66 have played in the NHL and 59 have played in a regular-season Wild game.
- Twelve Wild draft selections skated in a game for Minnesota during the 2021-22 season.
- The 2022 NHL Draft marked the second consecutive year Minnesota selected a player from Sweden in the first round: **Liam Ohgren** in 2022, **Jesper Wallstedt** in 2021.
- The Wild has selected a forward in the first round in 15 of its 23 drafts. The 2021 NHL Draft marked the third time the Wild selected two players in the first round: **Liam Ohgren** (No. 19) and **Danila Yurov** (No. 24). Minnesota selected two players in the first round in the 2021 NHL Draft: **Jesper Wallstedt** (No. 20) and **Carson Lambos** (No. 26) and the 2011 NHL Draft: **Jonas Brodin** (No. 11) and **Zack Phillips** (No. 28).
- The 2017 NHL Draft marked the second time the Wild did not have a first-round draft selection in franchise history (2013).
- The Wild has selected 15 Minnesota natives in the NHL Draft: **Jack Peart** (Grand Rapids, 2021), **Sam Hentges** (Fridley, 2018), **Nick Swaney** (Burnsville, 2017), **Jack Sadek** (Lakeville, 2015), **Avery Peterson** (Grand Rapids, 2013), **John Draeger** and **Louis Nanne** (Edina, 2012), **Mario Lucia** (Wayzata, 2011), **Nick Seeler** (Eden Prairie, 2011), **Nick Leddy** (Eden Prairie, 2009), **Kyle Medvec** (Apple Valley, 2006), **Chris Hickey** (St. Paul, 2006), **A.J. Thelen** (Savage, 2004), **Michael Erickson** (Elk River, 2002) and **Jake Riddle** (Minneapolis, 2001).
- The 2002 NHL Draft was the first draft the Wild selected a goaltender as Josh Harding (second round, 38th overall) and **Barry Brust** (third round, 73rd overall) were chosen.
- The 2021 NHL Draft marked the highest drafted goalie in franchise history with **Jesper Wallstedt** (first round, 20th overall). Overall, Minnesota has selected 16 goalies in 13 drafts: **Harding**, **Brust**, **Kopriva** (2003), **Khudobin** (2004), **Westblom** (2005), **Hovinen** (2006), **Hackett** (2009), **Kuemper** (2009), **Gustafsson** (2010), **Michalek** (2011), **Belanger** (2013), **Kahkonen** (2014), **Stezka** (2015), **Jones** and **Lindberg** (2019) and **Wallstedt** (2021).
- Minnesota has selected 13 Russian natives in its 22 drafts, including seven in six straight drafts (2015-2020). F **Danila Yurov** (No. 24, 2022) became the highest drafted Russian-born player in team history. The 2019 NHL Draft included two Russian-born players (F **Vladislav Firstov** and F **Matvey Guskov**), the most Russian natives in a single draft since 2004. The 2015 NHL Draft saw the Wild select a Russian-born player (F **Kirill Kaprizov**) for the first time in 10 years.
- The 2020 NHL Draft marked the first time in franchise history the Wild has selected three players in the top 40: F **Marco Rossi** (No. 9), F **Marat Khusnutdinov** (No. 37) and D Ryan O'Rourke (No. 39).
- F **Marco Rossi** (No. 9, 2020) became the second Austrian-born player to be drafted by Minnesota. **Christoph Brandner** (No. 237, 2002). Rossi became the fifth Austrian-born player selected in the first round of an NHL Draft, joining Thomas Vanek (No. 5, 2003), Michael Grabner (No. 14, 2006), Andre Burakovsky (No. 23, 2013) and Marko Dano (No. 27, 2013).
- The 2015 NHL Draft was the first and only time in franchise history Minnesota did not select a Canadian native, after selecting at least two in each of its previous 15 drafts. Since 2000, the Wild has selected 69 Canadians.
- During the 2013 NHL Draft, Minnesota selected **Dylan Labbe** in the fourth round (107th overall), the 100th draft pick in franchise history.
- The Wild made a franchise-high 12 selections in the 2004 NHL Draft and a franchise-low four selections in the 2008 and 2016 NHL Drafts.
- Minnesota has made 23 trades on draft day. The Wild has not made any trades in five drafts: 2012, 2016, 2017, 2018 and 2022.
- The Minnesota Wild first participated in the NHL Expansion and NHL Draft in Calgary on June 24-25, 2000.
- The Wild selected **Marian Gaborik** with its first-ever selection in the first round (third overall) of the 2000 NHL Draft.
- Gaborik is the highest Wild draft selection and **Jean-Michel Bolduc** is the lowest draft selection, taken 281st (ninth round) in the 2003 NHL Draft.

ALL-TIME ATTENDANCE



ALL-TIME REGULAR SEASON ATTENDANCE

SEASON	GAMES	ATT	AVG	SELLOUTS
2000-01	41	751,472	18,239	41
2001-02	41	756,596	18,453	41
2002-03	41	758,536	18,501	41
2003-04	41	759,776	18,531	41
2005-06	41	761,614	18,575	41
2006-07	41	760,280	18,543	41
2007-08	41	761,288	18,568	41
2008-09	41	761,288	18,568	41
2009-10	41	755,055	18,416	41
2010-11	40	720,508	18,013	25
2011-12	41	728,683	17,772	16
2012-13	24	451,075	18,795	22
2013-14	41	758,729	18,506	34
2014-15	41	779,974	19,023	41
2015-16	40	812,907	19,062	40
2016-17	41	781,879	19,070	41
2017-18	41	780,501	19,037	41
2018-19	41	775,216	18,907	41
2019-20	35	611,342	17,467	6
2020-21	28	36,300	1,296	0*
2021-22	41	760,226	18,542	28
TOTALS	823	14,823,245	17,989	704

*The 2020-21 season was affected by the NHL, state and local COVID-19 pandemic guidelines. Fans were allowed back to Xcel Energy Center on a limited capacity April 5, 2021.

NOTES

Minnesota sold out 28 games played at Xcel Energy Center in 2021-22. Regular-season attendance has topped 750,000 in 16 of the team's 21 seasons. The Wild sold out the first 409 games in team history, including 369 regular season games, 27 preseason contests and 13 playoff games. The club's sellout streak of 409 games was the third-longest recorded sellout streak in NHL history behind Colorado (487) and Detroit (452). The official capacity of Xcel Energy Center for Minnesota Wild games is 17,954. The largest crowd ever to see a Wild game at Xcel Energy Center is 19,416 on May 16, 2014, in Game Three of the Western Conference Semifinal Series against the Chicago Blackhawks. During the 2000-01 campaign, Minnesota set an NHL expansion team attendance record when it drew 751,472 fans in 41 regular season home dates.

*The 2020-21 season was affected by the NHL, state and local COVID-19 pandemic guidelines. Fans were allowed back to Xcel Energy Center on a limited capacity April 5, 2021.



ALL-TIME SWEATER NUMBERS

1

Retired for Wild fans (2000-01)

2

Willie Mitchell (2001-06)
Erik Reitz (2007-09)
Mike Lundin (2011-12)
Keith Ballard (2013-15)
Anthony Bitetto (2018-19)

3

Ladislav Benysek (2000-02)
Keith Carney (2006-08)
Marek Zidlicky (2008-12)
Charlie Coyle (2013-19)

4

Curtis Leschyshyn (2000-01)
Brad Brown (2001-04)
Shawn Belle (2005-06)
Maxim Noreau (2009-10)
Clayton Stoner (2010-14)
Stu Bickel (2014-15)
Mike Reilly (2015-18)
Jon Merrill (2021-22)

5

Brad Bombardir (2000-04)
Kim Johnsson (2006-10)
Greg Zanon (2010-12)
Brett Clark (2012-13)
Christian Folin (2013-17)
Jake Middleton (2021-22)

6

Lubomir Sekeras (2000-01)
Travis Roche (2000-01)
Mike Matteucci (2001-02)
Jean-Guy Trudel (2002-03)
Zbynek Michalek (2003-04)
Erik Reitz (2006-07)
Sean Hill (2007-08)
Tomas Mojzis (2008-09)
Greg Zanon (2009-10)
Marco Scandella (2010-17)
Ryan Murphy (2017-19)
Ryan Donato (2018-20)

7

Cliff Ronning (2002-03)
Erik Westrum (2005-06)
Clayton Stoner (2009-10)
Matt Cullen (2010-13; 2017-18)
Jonathon Blum (2013-15)
Chris Porter (2015-16)
Chris Stewart (2016-17)
Nico Sturm (2018-22)
Dmitry Kulikov (2021-22)

8

Brent Burns (2003-11)
Cody McCormick (2013-14)
Jordie Benn (2021-22)

9

Hnat Domenichelli (2002-03)
Alexandre Daigle (2003-06)
Mikko Koivu (2006-20; Retired 2022)

10

Marian Gaborik (2000-09)
Devin Setoguchi (2011-13)
Jordan Schroeder (2014-17)
Chris Stewart (2017-18)
Matt Read (2018-19)
Tyson Jost (2021-22)

11

Kai Nurminen (2000-01)
Pascal Dupuis (2000-07)
Dominic Moore (2006-07)
Chris Simon (2007-08)
Owen Nolan (2008-10)
John Madden (2010-11)
Zach Parise (2012-21)

12

Matt Johnson (2000-04)
Brian Rolston (2005-08)
Craig Weller (2008-09)
Chuck Kobasew (2009-11)
David Jones (2015-16)
Eric Staal (2016-20)
Matt Boldy (2021-22)

13

Nick Bonino (2020-21)

14

Darby Hendrickson (2000-04)
Martin Havlat (2009-10)
Darroll Powe (2012-13)
Justin Fontaine (2013-16)
Joel Eriksson Ek (2016-22)

15

J.J. Daigneault (2000-01)
Andrew Brunette (2001-04; 2008-11)
James Sheppard (2007-08)
Dany Heatley (2011-14)
Matt Hendricks (2018-19)

16

Steve McKenna (2000-01)
Roman Simicek (2000-01)
Bill Muckalt (2002-03)
Steve Kelly (2007-08)
Andrew Ebbett (2009-10)
Brad Staubitz (2010-12)
Jason Zucker (2011-20)
Rem Pitlick (2021-22)

17

Filip Kuba (2000-06)
Wyatt Smith (2006-07)
Todd Fedoruk (2007-08)
Petr Sykora (2009-10)
Casey Wellman (2010-12)
Nick Palmieri (2011-12)
Torrey Mitchell (2012-14)
Teemu Pulkkinen (2016-17)
Marcus Foligno (2017-22)

18

Cam Stewart (2000-01)
Richard Park (2001-04)
Mattias Weinhandl (2005-06)
Adam Hall (2006-07)
Colton Gillies (2008-09, 2010-12)
Jake Dowell (2012-14)
Ryan Carter (2014-16)
Cal O'Reilly (2017-18)
Jordan Greenway (2017-22)

19

Jeff Nielsen (2000-01)
David Cullen (2001-02)
Stephane Veilleux (2002-09, 2011-15)
Andy Hilbert (2009-10)
Patrick O'Sullivan (2010-11)
Brett Bulmer (2011-12)
Jarret Stoll (2015-16)
Martin Hanzal (2016-17)
Luke Kunin (2017-20)

20

Maxim Sushinsky (2000-01)
Andrei Zyuzin (2002-06)
Antti Miettinen (2008-11)
Kurtis Foster (2011-12)
Ryan Suter (2012-21)

21

Cam Stewart (2000-02)
Eric Chouinard (2003-04)
Mikko Koivu (2005-06)
Mark Parrish (2006-08)
Kyle Brodziak (2009-15)
Ryan White (2016-17)
Eric Fehr (2018-19)
Carson Soucy (2019-21)
Brandon Duhaime (2021-22)

22

Stacy Roest (2000-02)
Cal Clutterbuck (2007-13)
Nino Niederreiter (2013-19)
Kevin Fiala (2018-22)

23

Pavel Patera (2000-01)
Jason Marshall (2001-04)
Scott Ferguson (2005-06)
Jason Morgan (2006-07)
Petr Kalus (2009-10)
Cody Almond (2009-10)
Eric Nystrom (2010-11)
Jeff Taffe (2011-12)
Sean Bergenheim (2014-15)
Gustav Olofsson (2015-18)
J.T. Brown (2018-19)
Marco Rossi (2021-22)

24

Antti Laaksonen (2000-04)
Derek Boogaard (2005-10)
Martin Havlat (2010-11)
Matt Cooke (2013-15)
Matt Dumba (2015-22)

25

Sergei Krivokrasov (2000-02)
Rickard Wallin (2002-04)
Randy Roloson (2005-06)
Eric Belanger (2007-10)
Cam Barker (2010-11)
Nick Johnson (2011-12)
Jonas Brodin (2012-22)

26

Christian Matte (2000-01)
Tony Virta (2001-02)
Christoph Brandner (2003-04)
Kurtis Foster (2005-09)
Jaime Sifers (2009-10)
Erik Christensen (2011-12)
Matt Moulson (2013-14)
Thomas Vanek (2014-16)
Daniel Winnik (2017-18)
Pontus Aberg (2018-19)
Gerald Mayhew (2019-21)

27

Sean O'Donnell (2000-01)
Kyle Wanvig (2002-06)
Joel Ward (2006-07)
Cody Almond (2010-12)
Mike Rupp (2012-14)
Brett Sutter (2014-15)
Zac Dalpe (2015-17)
Kyle Quincey (2017-18)
Alex Galchenyuk (2019-20)
Nick Bjergstad (2020-22)

28

Mike Matteucci (2000-01)
Jeremy Stevenson (2002-03)
Jason Weimer (2003-04)
Todd White (2005-07)
Peter Olvecky (2008-09)
Matt Kassian (2010-12)
Zenon Konopka (2012-14)
Tyson Strachan (2015-16)
Gabriel Dumont (2019-20)
Ian Cole (2020-21)

29

Jamie McLennan (2000-01)
Josh Harding (2005-09)
Jed Ortmeyer (2010-11)
Jon DiSalvatore (2011-12)
Jasen Pominville (2012-17)
Greg Pateryn (2018-21)
Dmitry Kulikov (2021-22)
Marc-Andre Fleury (2021-22)

30

Derek Gustafson (2000-01)
Dwayne Roloson (2001-06)
Ilya Bryzgalov (2013-14)

31

David Brumby (2000-01)
Zac Bierk (2000-01)
Derek Gustafson (2001-03)
Dieter Kochan (2002-03)
Miroslav Kopriava (2006-07)
Wade Dubielewicz (2009-10)
Matt Hackett (2011-13)
Kaapo Kahkonen (2019-20)

32

Brian Bonin (2000-01)
Jason Marshall (2001-02)
Marc Chouinard (2003-06)
Niklas Backstrom (2006-16)
Alex Stalock (2016-20)

33

Scott Pellerin (2000-01)
Sergei Zholtok (2001-04)
Petteri Nummelin (2006-08)
John Curry (2013-15)
Jordan Leopold (2014-15)
Cam Talbot (2020-22)

34

Jim Dowd (2000-04)
Daniel Tjarnqvist (2005-06)
Aaron Voros (2007-08)
Shane Hnidy (2009-10)
Maxim Noreau (2010-11)
David McIntyre (2011-12)
Kaapo Kahkonen (2019-22)

35

Manny Fernandez (2000-07)
Anton Khudobin (2009-11)
Darcy Kuemper (2012-17)

36

Sylvain Blouin (2000-02)
Alex Henry (2003-06)
John Scott (2008-10)
Chad Rau (2011-12)
Michael Keranen (2015-16)
Nick Seeler (2017-19)
Mats Zuccarello (2019-22)

37

Wes Walz (2000-08)
Josh Harding (2009-15)
Kyle Rau (2017-19; 2020-22)

38

Curtis Murphy (2002-03)
Pavol Demitra (2006-08)
Robbie Earl (2009-11)
Steven Kamper (2011-12)
Ryan Hartman (2019-22)

39

Ladislav Benysek (2000-01)
Travis Roche (2000-01)
Krystofer Kolanos (2008-09)
Nate Prosser (2010-19)
John Lizotte (2021-22)

40

Chris Armstrong (2000-01)
Danny Irmen (2009-10)
Devan Dubnyk (2014-20)

41

Martin Skoula (2005-09)
Justin Falk (2009-11)
Jed Ortmeyer (2011-12)
Landon Ferraro (2017-18)
Luke Johnson (2019-21)

42

Andy Sutton (2000-02)
Drew Bagnall (2010-11)
Pat Cannone (2016-17)

43

Warren Peters (2010-12)

44

Aaron Gavey (2000-02)
Andrei Nazarov (2005-06)
Justin Falk (2011-13, 2014-15)
Chris Stewart (2014-15)
Tyler Graovac (2015-17)
Matt Bartkowski (2018-19; 2020-21)
Nicolas Deslauriers (2021-22)

45

Peter Bartos (2000-01)
Cam Barker (2009-10)
Carson McMillan (2010-12, 2013-14)

46

Jared Spurgeon (2010-22)

47

Marc-Andre Bergeron (2008-09)
Chay Genoway (2011-12)
Johan Larsson (2013)
Christoph Bertschy (2015-18)
Louie Belpedio (2017-19; 2020-21)
Alex Goligoski (2021-22)

48

Guillaume Latendresse (2009-12)

49

Dan Fritsche (2008-09)
Victor Rask (2018-22)

51

James Sheppard (2008-10)

53

Connor Dewar (2021-22)
Tyler Graovac (2014-15)
Alex Tuch (2016-17)
Adam Beckman (2021-22)

54

Brett Bulmer (2013-14, 2015-16)

55

Nick Schultz (2001-12)
Matt Dumba (2013-15)
Nick Seeler (2019-20)

56

Erik Reitz (2005-06)
Erik Haula (2013-17)
Joseph Cramarossa (2020-22)

57

Dakota Mermis (2020-22)

58

Mason Shaw (2021-22)

59

Kris Fredheim (2011-12)
Zack Mitchell (2016-18)
Calen Addison (2020-22)

60

Jose Theodore (2010-11)
Carson Soucy (2017-18)

61

Brennan Menell (2019-20)

63

Charlie Coyle (2012-13)
Kurtis Gabriel (2015-17)
Tyler Ennis (2017-18)
Mitchell Chaffee (2021-22)

64

Mikael Granlund (2012-19)

65

Tyler Cuma (2011-12)

67

Benoit Pouliot (2006-09)

71

Sebastien Bordeleau (2001-02)
Travis Roche (2003-04)

72

Kris Foucault (2011-12)

77

Lubomir Sekeras (2000-03)
Tom Gilbert (2011-13)
Brad Hunt (2018-21)

79

Jarod Palmer (2011-12)

82

Marian Gaborik (2000-01)
Justin Kloos (2017-18)

83

Matt Foy (2005-08)

89

Frederick Gaudreau (2021-22)

90

Marcus Johansson (2020-21)

92

Branko Radivojevic (2006-08)

96

Pierre-Marc Bouchard (2002-13)

97

Kirill Kaprizov (2020-22)





ALL-TIME ROSTER

A

Aberg, Pontus (2018-19)
Addison, Calen (2020-22)
Almond, Cody (2009-12)
Armstrong, Chris (2000-01)

B

Backstrom, Niklas (2006-16)
Bagnall, Drew (2010-11)
Ballard, Keith (2013-15)
Barker, Cam (2009-11)
Bartkowski, Matt (2018-19; 2020-21)
Bartos, Peter (2000-01)
Beckman, Adam (2021-22)
Belanger, Eric (2007-10)
Belle, Shawn (2006-07)
Belpedio, Louie (2017-19; 2020-21)
Benn, Jordie (2021-22)

Benysek, Ladislav (2000-03)
Bergenheim, Sean (2014-15)
Bergeron, Marc-Andre (2008-09)
Bertschy, Christoph (2015-18)
Bickel, Stu (2014-15)
Bierk, Zac (2000-01)
Bitetto, Anthony (2018-19)
Bjugstad, Nick (2020-22)
Blouin, Sylvain (2000-03)
Blum, Jonathon (2013-15)
Boldy, Matt (2021-22)
Bombardir, Brad (2000-04)
Bonin, Brian (2000-01)
Bonino, Nick (2020-21)
Boogaard, Derek (2005-10)
Bordeleau, Sebastien (2001-02)
Bouchard, Pierre-Marc (2002-13)
Brandner, Christoph (2003-04)
Brodin, Jonas (2012-22)
Brodziak, Kyle (2009-15)
Brown, Brad (2001-04)
Brown, J.T. (2018-19)
Brunette, Andrew (2001-04, 2008-11)
Bryzgalov, Ilya (2013-14)
Bulmer, Brett (2011-12, 2013-14, 2015-16)
Burns, Brent (2003-11)

C

Cannone, Pat (2016-17)
Carney, Keith (2006-08)
Carter, Ryan (2014-16)
Chaffee, Mitchell (2021-22)
Chouinard, Marc (2003-06)
Chouinard, Eric (2003-04)
Christensen, Erik (2011-12)
Clark, Brett (2013)
Clutterbuck, Cal (2007-13)
Cole, Ian (2020-21)
Cooke, Matt (2013-15)
Coyle, Charlie (2012-19)
Cramarossa, Joseph (2020-22)
Cullen, David (2001-02)
Cullen, Matt (2010-13; 2017-18)
Cuma, Tyler (2011-12)
Curry, John (2013-15)

D

Daigle, Alexandre (2003-06)
Daigneault, J.J. (2000-01)
Dalpe, Zac (2015-17)
Demitra, Pavol (2006-08)
Deslauriers, Nicolas (2021-22)
Dewar, Connor (2021-22)
DiSalvatore, Jon (2011-12)
Domenichelli, Hnat (2001-03)
Donato, Ryan (2018-20)
Dowd, Jim (2000-04)
Dowell, Jake (2012-14)
Dubielewicz, Wade (2009-10)
Dubnyk, Devan (2014-20)
Duhaime, Brandon (2021-22)
Dumba, Matt (2013-22)
Dumont, Gabriel (2019-20)
Dupuis, Pascal (2000-07)

E

Earl, Robbie (2009-11)
Ebbett, Andrew (2009-10)
Ennis, Tyler (2017-18)
Eriksson Ek, Joel (2016-22)

F

Falk, Justin (2009-13, 2014-15)
Fedoruk, Todd (2007-08)
Fehr, Eric (2018-19)
Ferguson, Scott (2005-06)
Fernandez, Manny (2000-07)
Ferraro, Landon (2017-18)
Fiala, Kevin (2018-22)
Fleury, Marc-Andre (2021-22)
Foligno, Marcus (2017-22)
Folin, Christian (2013-17)
Fontaine, Justin (2013-16)
Foster, Kurtis (2005-09, 2011-12)
Foucault, Kris (2011-12)
Foy, Matt (2005-08)
Fredheim, Kris (2011-12)
Fritzsche, Dan (2008-09)

G

Gaborik, Marian (2000-09)
Gabriel, Kurtis (2015-17)
Galchenyuk, Alex (2019-20)
Gaudreau, Frederick (2021-22)
Gavey, Aaron (2000-02)
Genoway, Chay (2011-12)
Gilbert, Tom (2011-13)
Gillies, Colton (2008-09, 2010-12)
Goligoski, Alex (2021-22)
Granlund, Mikael (2012-19)
Graovac, Tyler (2014-17)
Greenway, Jordan (2017-22)
Gustafson, Derek (2000-02)

H

Hall, Adam (2006-07)
Hackett, Matt (2011-13)
Hanzal, Martin (2016-17)
Harding, Josh (2005-15)
Hartman, Ryan (2019-22)
Haula, Erik (2013-17)
Haylat, Martin (2009-11)
Heatley, Dany (2011-14)
Hendricks, Matt (2018-19)
Hendrickson, Darby (2000-04)
Henry, Alex (2003-06)
Hilbert, Andy (2009-10)
Hlubnyk, Devan (2014-20)
Hndy, Shane (2009-10)
Hunt, Brad (2018-21)

I

Irmen, Danny (2009-10)

J

Johansson, Marcus (2020-21)
Johnson, Luke (2019-21)
Johnson, Matt (2000-04)
Johnson, Nick (2011-12)
Johnsson, Kim (2006-10)
Jones, David (2015-16)
Jost, Tyson (2021-22)

K

Kahkonen, Kaapo (2019-22)
Kalus, Petr (2009-10)
Kampfer, Steven (2011-12)
Kaprizov, Kirill (2020-22)
Kassian, Matt (2010-12)
Kelly, Steve (2007-08)
Keränen, Michael (2015-16)
Khudobin, Anton (2009-11)
Kloos, Justin (2017-18)
Kobasew, Chuck (2009-11)
Kochan, Dieter (2002-03)
Koivu, Mikko (2005-20)
Kolanos, Krystofer (2008-09)
Konopka, Zenon (2012-13)
Krivokrasov, Sergei (2000-02)
Kuba, Filip (2000-06)
Kuemper, Darcy (2012-17)
Kulikov, Dmitry (2021-22)
Kunin, Luke (2017-20)

L

Laaksonen, Antti (2000-04)
Larsson, Johan (2013)
Latendresse, Guillaume (2009-12)
Leopold, Jordan (2014-15)
Leschyshyn, Curtis (2000-01)
Lizotte, Jon (2021-22)
Lundin, Mike (2011-12)

M

Madden, John (2010-11)
Marshall, Jason (2001-04)
Matte, Christian (2000-01)
Matteucci, Mike (2001-02)
Mayhew, Gerald (2019-21)
McCormick, Cody (2013-14)
McKenna, Steve (2000-01)
McIntyre, David (2011-12)
McLennan, Jamie (2000-01)
McMillan, Carson (2010-12, 2013-14)
Menell, Brennan (2019-20)
Mermis, Dakota (2020-22)
Merrill, Jon (2021-22)
Michalek, Zbynek (2003-04)
Middleton, Jake (2021-22)
Miettinen, Antti (2008-11)
Mitchell, Torrey (2012-14)
Mitchell, Willie (2000-06)
Mitchell, Zack (2016-18)
Mojzis, Tomas (2008-09)
Moore, Dominic (2006-08)
Morgan, Jason (2006-07)
Moulson, Matt (2013-14)
Muckalt, Bill (2002-03)
Murphy, Curtis (2002-03)
Murphy, Ryan (2017-19)

N

Nazarov, Andrei (2005-06)
Niederreiter, Nino (2013-19)
Nielsen, Jeff (2000-01)
Nolan, Owen (2008-10)
Noreau, Maxim (2009-11)
Nummelin, Petteri (2006-08)
Nyström, Kai (2000-01)
Nystrom, Eric (2010-11)

O

O'Donnell, Sean (2000-01)
Olofsson, Gustav (2015-18)
Olvecky, Peter (2008-09)
Ortmeyer, Jed (2010-12)
O'Reilly, Cal (2017-18)
O'Sullivan, Patrick (2010-11)

P

Palmer, Jarod (2011-12)
Palmieri, Nick (2011-12)
Parise, Zach (2012-21)
Park, Richard (2001-04)
Parrish, Mark (2006-08)
Patera, Pavel (2000-01)
Pateryn, Greg (2018-21)
Peters, Warren (2010-12)
Pellerin, Scott (2000-01)
Pitlick, Rem (2021-22)
Pominville, Jason (2012-17)
Porter, Chris (2015-16)
Powe, Darroll (2011-13)
Pouliot, Benoit (2006-10)
Prosser, Nate (2009-19)
Pulkkinen, Teemu (2016-17)

Q

Quincey, Kyle (2017-18)

R

Radivojevic, Branko (2006-08)
Rask, Victor (2018-22)
Rau, Chad (2011-12)
Rau, Kyle (2017-19; 2020-22)
Read, Matt (2018-19)
Reilly, Mike (2015-18)
Reitz, Erik (2005-09)
Robitaille, Randy (2005-06)
Roche, Travis (2000-04)
Roest, Stacy (2000-02)
Roloson, Dwayne (2002-06)
Rolston, Brian (2005-08)
Ronning, Cliff (2002-03)
Rossi, Marco (2021-22)
Rupp, Mike (2012-14)

S

Scandella, Marco (2010-17)
Schroeder, Jordan (2014-17)
Schultz, Nick (2001-12)
Scott, John (2008-10)
Seeler, Nick (2017-20)
Sekerask, Lubomir (2000-03)
Setoguchi, Devin (2011-13)
Shaw, Mason (2021-22)
Sheppard, James (2007-10)
Sifers, Jaime (2009-10)
Simicek, Roman (2000-02)
Simon, Chris (2007-08)
Skoula, Martin (2005-09)
Smith, Nathan (2009-10)
Smith, Wyatt (2006-07)
Soucy, Carson (2017-18; 2019-21)
Spurgeon, Jared (2010-22)
Staal, Eric (2016-20)
Stalock, Alex (2016-20)
Staubitz, Brad (2010-12)
Stevenson, Jeremy (2002-04)
Stewart, Cam (2000-01)
Stewart, Chris (2014-15; 2016-18)
Stoll, Jarret (2015-16)
Stoner, Clayton (2009-14)
Strachan, Tyson (2015-16)
Sturm, Nico (2018-22)
Suter, Ryan (2012-20)
Sutter, Brett (2014-15)
Sutton, Andy (2000-02)
Sushinsky, Maxim (2000-01)
Sykora, Petr (2009-10)

T

Taffe, Jeff (2011-12)
Talbot, Cam (2020-22)
Theodore, Jose (2010-11)
Tjarnqvist, Daniel (2005-06)
Trudel, Jean-Guy (2002-03)
Tuch, Alex (2016-17)

V

Vanek, Thomas (2014-16)
Veilleux, Stephane (2002-09, 2011-15)
Virta, Tony (2001-02)
Voros, Aaron (2007-08)

W

Walz, Wes (2000-08)
Wallin, Rickard (2002-04)
Wanvig, Kyle (2002-06)
Ward, Joel (2006-07)
Weinhandl, Mattias (2005-07)
Weller, Craig (2008-09)
Wellman, Casey (2009-12)
Westrum, Erik (2005-06)
White, Ryan (2016-17)
White, Todd (2005-07)
Wiemer, Jason (2003-04)
Winnik, Daniel (2017-18)

Z

Zanon, Greg (2009-12)
Zholtok, Sergei (2001-04)
Zidlicky, Marek (2008-12)
Zuccarello, Mats (2019-22)
Zucker, Jason (2011-20)
Zyuzin, Andrei (2002-06)



ALL-TIME ROSTER



ALL-TIME ROSTER BY COUNTRY

AUSTRIA (3)

Brandner, Christoph (2003-04)
Rosi, Marco (2021-22)
Vaneck, Thomas (2014-16)

CANADA (147)

Alberta (28):
Almond, Cody (2009-12)
Belle, Shawn (2006-07)
Brodziak, Kyle (2009-15)
Christensen, Erik (2011-12)
Domenichelli, Hnat (2001-03)
Ennis, Tyler (2017-18)
Fedoruk, Todd (2007-08)
Ferguson, Scott (2005-06)
Fontaine, Justin (2013-16)
Foucault, Kris (2011-12)
Johnson, Nick (2011-12)
Jost, Tyson (2021-22)
Kassian, Matt (2010-12)
Kolanos, Krys (2008-09)
McLennan, Jamie (2000-01)
Roche, Travis (2000-04)
Roest, Stacy (2000-02)
Scott, John (2008-10)
Setoguchi, Devin (2011-13)
Shaw, Mason (2021-22)
Smith, Nathan (2009-10)
Soucy, Carson (2017-18; 2019-21)
Spurgeon, Jared (2010-12)
Staubitz, Brad (2010-12)
Sutter, Brett (2014-15)
Walz, Wes (2000-08)
Wanvig, Kyle (2002-06)
Weller, Craig (2008-09)
British Columbia (20):
Benn, Jordie (2021-22)
Bombardier, Brad (2000-04)
Bordeleau, Sebastien (2001-02)
Bulmer, Brett (2011-12, 2013-14, 2015-16)
Ebbett, Andrew (2009-10)
Ferraro, Landon (2017-18)
Fredheim, Kris (2011-12)
Gillies, Colton (2008-12)
Hunt, Brad (2018-21)
Kelly, Steve (2007-08)
Kobasew, Chuck (2009-11)
Marshall, Jason (2001-04)
Matteucci, Mike (2000-02)
Mitchell, Willie (2000-06)
Muckalt, Bill (2002-03)
Ronning, Cliff (2002-03)
Stoner, Clayton (2009-14)
Voros, Aaron (2007-08)
Wiemer, Jason (2003-04)
Zanon, Greg (2009-12)
Manitoba (11):
Addison, Calen (2020-22)
Bagnall, Drew (2010-11)
Barker, Cam (2009-11)
Dewar, Connor (2021-22)
Falk, Justin (2009-13, 2014-15)
Fehr, Eric (2018-19)
Genoway, Chay (2011-12)
Hnidy, Shane (2009-10)
Leschyshyn, Curtis (2000-01)
McMillan, Carson (2010-12, 2013-14)
White, Ryan (2016-17)
New Brunswick (1):
Pellerin, Scott (2000-01)
Newfoundland (2):
Brown, Brad (2001-04)
Morgan, Jason (2006-07)
Nova Scotia (1):
Sheppard, James (2007-10)
Ontario (47):
Bierk, Zac (2000-01)
Brunette, Andrew (2001-11)
Burns, Brent (2003-11)
Clutterbuck, Cal (2007-13)
Cooke, Matt (2013-15)
Cramarossa, Joseph (2020-22)
Cullen, David (2001-02)
Cuma, Tyler (2011-12)
Dalpe, Zac (2015-17)

Fernandez, Manny (2000-07)
Foster, Kurtis (2005-12)
Foy, Matt (2005-08)
Gabriel, Kurtis (2015-17)
Gavey, Aaron (2000-02)
Groavac, Tyler (2014-17)
Hackett, Matt (2011-13)
Henry, Alex (2003-06)
Johnson, Matt (2000-04)
Jones, David (2015-16)
Konopka, Zenon (2012-14)
Madden, John (2010-11)
McCormick, Cody (2013-14)
McIntyre, David (2011-12)
McKenna, Steve (2000-01)
Middleton, Jake (2021-22)
Mitchell, Jack (2016-18)
Moore, Dominic (2006-08)
Moulson, Matt (2013-14)
Murphy, Ryan (2017-19)
O'Donnell, Sean (2000-01)
O'Reilly, Cal (2017-18)
Pitlick, Rem (2021-22)
Porter, Chris (2015-16)
Pouliot, Benoit (2006-10)
Quincey, Kyle (2017-18)
Read, Matt (2018-19)
Robitaille, Randy (2005-06)
Rosolow, Dwayne (2001-06)
Simon, Chris (2007-08)
Staal, Eric (2016-20)
Stewart, Cam (2000-01)
Stewart, Chris (2014-15; 2016-18)
Sutton, Andy (2000-02)
Talbot, Cam (2020-22)
Ward, Joel (2006-07)
White, Todd (2005-07)
Winnik, Daniel (2017-18)
Quebec (21):
Belanger, Eric (2007-10)
Bergerson, Marc-Andre (2008-09)
Blouin, Sylvain (2000-03)
Bouchard, Pierre-Marc (2002-13)
Chouinard, Marc (2003-06)
Daigle, Alexandre (2003-06)
Daigneault, J.J. (2000-01)
Deslauriers, Nicolas (2021-22)
Dumont, Gabriel (2019-20)
Dupuis, Pascal (2000-07)
Marshall, Jason (2001-04)
Gaudreau, Frederic (2021-22)
Latendresse, Guillaume (2013-17)
Matte, Christian (2000-01)
Mitchell, Torrey (2012-14)
Noreau, Maxim (2009-11)
Pominville, Jason (2012-17)
Scandella, Marco (2010-17)
Theodore, Jose (2010-11)
Trudel, Jean-Guy (2002-03)
Veilleux, Stephane (2002-15)
Saskatchewan (16):
Armstrong, Chris (2000-01)
Beckman, Adam (2021-22)
Boogaard, Derek (2005-10)
Clark, Brett (2012-13)
Dubielewicz, Wade (2009-10)
Dubnyk, Devan (2014-20)
Dumba, Matt (2013-22)
Harding, Josh (2005-15)
Kochan, Dieter (2002-03)
Kuemper, Darcy (2012-17)
Murphy, Curtis (2002-03)
Peters, Warren (2010-12)
Powe, Darroll (2011-13)
Schultz, Nick (2001-12)
Stoll, Jarret (2015-16)
Strachan, Tyson (2015-16)
CZECHIA (18)
Bartos, Peter (2000-01)
Benysek, Ladislav (2000-03)
Demitra, Pavol (2006-08)
Gaborik, Marian (2000-09)
Hanzal, Martin (2016-17)
Havlat, Martin (2009-11)
Kalus, Petr (2009-10)
Kuba, Filip (2000-06)

Michalek, Zbynek (2003-04)
Moizis, Tomas (2008-09)
Olvecky, Peter (2008-09)
Patera, Pavel (2000-01)
Radiojevic, Branko (2006-08)
Skeras, Lubomir (2000-03)
Simicek, Roman (2000-02)
Skoula, Martin (2005-09)
Zidlicky, Marek (2008-12)
Zykora, Petr (2009-10)

FINLAND (12)

Backstrom, Niklas (2006-16)
Bergenheim, Sean (2014-15)
Granlund, Mikael (2012-19)
Haula, Erik (2013-17)
Kahkonen, Kaapo (2019-22)
Middleton, Jake (2021-22)
Mitchell, Jack (2016-18)
Moore, Dominic (2006-08)
Moulson, Matt (2013-14)
Murphy, Ryan (2017-19)
O'Donnell, Sean (2000-01)
O'Reilly, Cal (2017-18)
Pulkkinen, Teemu (2016-17)
Porter, Chris (2015-16)
Pulkinen, Teemu (2016-17)
Virta, Tony (2001-02)
Germany (2)
Heatley, Dany (2011-14)
Sturm, Nico (2018-22)

NORTHERN IRELAND (1)

Nolan, Owen (2008-10)

NORWAY (1)

Zuccarello, Mats (2019-22)
Russia (9)
Bryzgalov, Ilya (2013-14)
Kaprizov, Kirill (2020-22)
Khudobin, Anton (2009-11)
Krivokrasov, Sergei (2000-02)
Kulikov, Dmitry (2021-22)
Nazarov, Andrei (2005-06)
Sushinsky, Maxim (2000-01)
Zholtok, Sergei (2001-04)
Zyuzin, Andrei (2002-06)

SOUTH KOREA (1)

Park, Richard (2001-04)

SWEDEN (13)

Aberg, Pontus (2018-19)
Brodin, Jonas (2012-22)
Eriksson Ek, Joel (2016-22)
Folin, Christian (2013-17)
Johansson, Marcus (2020-21)
Johnsson, Kim (2006-10)
Keränen, Michael (2015-16)
Larsson, Johan (2012-13)
Olofsson, Gustav (2015-18)
Rask, Victor (2018-22)
Tjarnqvist, Daniel (2005-06)
Wallin, Rickard (2002-04)
Weinhandl, Mattias (2005-07)

SWITZERLAND (3)

Bertschy, Christoph (2015-18)
Fiala, Kevin (2018-22)
Niederreiter, Nino (2013-19)

UNITED STATES (79)

California (4):
Blum, Jonathan (2013-15)
Stevenson, Jeremy (2002-04)
Wellman, Casey (2009-12)
Zucker, Jason (2011-20)
Connecticut (2):
Bonino, Nick (2020-21)
Sifers, Jaime (2009-10)
Florida (1):
Duhaime, Brandon (2021-22)
Georgia (1):
Chouinard, Eric (2003-04)
Illinois (4):
Belpedio, Louie (2017-19; 2020-21)
Earl, Robbie (2009-11)
Mermis, Dakota (2020-22)
Reilly, Mike (2015-18)
Maine (1):
DiSalvatore, Jon (2011-12)

Massachusetts (3):
Boly, Matt (2021-22)
Coyle, Charlie (2012-19)
Donato, Ryan (2018-20)
Michigan (9):
Chaffee, Mitchell (2021-22)
Cole, Ian (2020-21)
Hall, Adam (2006-07)
Hilbert, Andy (2009-10)
Kampfer, Steven (2011-12)
Mayhew, Gerald (2019-21)
Pateryn, Greg (2018-21)
Reitz, Erik (2005-09)
Rolston, Brian (2005-08)
Minnesota (30):
Ballard, Keith (2013-15)
Bickel, Stu (2014-15)
Bjergstad, Nick (2020-22)
Bonin, Brian (2000-01)
Brown, J.T. (2018-19)
Carter, Ryan (2014-16)
Cullen, Matt (2010-13; 2017-18)
Curry, John (2013-15)
Gilbert, Tom (2011-13)
Goligoski, Alex (2021-22)
Hendricks, Matt (2018-19)
Hendrickson, Darby (2000-04)
Hill, Sean (2007-08)
Kloos, Justin (2017-18)
Leopold, Jordan (2014-15)
Lundin, Mike (2011-12)
Menell, Brennan (2019-20)
Nielsen, Jeff (2000-01)
Palmer, Jarod (2011-12)
Parise, Zach (2012-21)
Parrish, Mark (2006-08)
Prosser, Nate (2009-19)
Rau, Chad (2011-12)
Rau, Kyle (2017-19; 2020-22)
Schroeder, Jordan (2014-17)
Seeler, Nick (2017-20)
Smith, Wyatt (2006-07)
Stalock, Alex (2016-20)
Taffe, Jeff (2011-12)
Westrum, Erik (2005-06)
Missouri (1):
Kunin, Luke (2017-20)
Nebraska (1):
Ortmeyer, Jed (2010-12)
New Jersey (1):
Dowd, Jim (2000-04)
New York (7):
Bitetto, Anthony (2018-19)
Cannone, Pat (2016-17)
Foligno, Marcus (2017-22)
Greenway, Jordan (2017-22)
Nystrom, Eric (2010-11)
Palmerie, Nick (2011-12)
Tuch, Alex (2016-17)
North Carolina (1):
O'Sullivan, Patrick (2010-11)
North Dakota (3):
Irmen, Danny (2009-10)
Johnson, Luke (2019-21)
Lizotte, Jon (2021-22)
Ohio (2):
Fritzsche, Dan (2008-09)
Rupp, Mike (2012-14)
Oklahoma (1):
Merrill, Jon (2021-22)
Oregon (1):
Gustafson, Derek (2000-02)
Pennsylvania (1):
Matt Bartkowski (2018-19; 2020-21)
Rhode Island (1):
Carney, Keith (2006-08)
South Carolina (1):
Hartman, Ryan (2019-22)
Wisconsin (3):
Dowell, Jake (2012-14)
Galchenyuk, Alex (2019-20)
Suter, Ryan (2012-21)

ALL-TIME STREAKS

LARGEST MARGINS OF VICTORY

Date	Margin of Victory	Opponent	Score	Goaltenders (Wild/Opp.)
1/18/20	7 goals	vs. DAL	7-0	Stalock/Khudobin, Bishop
1/15/15	7 goals	@ BUF	7-0	Dubnyk/Enroth
1/24/22	6 goals	11x, last vs. MTL	8-2	Talbot, Kahkonen/ Primeau, McNiven

LARGEST MARGINS OF DEFEAT

Date	Margin of Defeat	Opponent	Score	Goaltenders (Wild/Opp.)
4/9/21	8 goals	at STL	9-1	Kahkonen/Binnington
3/20/11	7 goals	vs. MTL	8-1	Theodore, Backstrom/Auld
3/20/21	6 goals	8x, last at COL	6-0	Kahkonen/Grubauer
2/1/20	5 goals	20x, last vs. BOS	6-1	Dubnyk/Halak

WINNING STREAKS

Longest Winning Streaks	Longest Home Winning Streaks	Longest Road Winning Streaks
12 games - 12/4-12/29/16	11 games - 1/31-3/25/21	12 games - 2/18-4/9/15
9 games - 3/8-3/24/07	8 games - 11/23-12/29/16	7 games - 12/4/16-1/5/17
8 games - 11/24-12/9/21	8 games - 10/5-11/2/06	7 games - 11/13-12/10/11
7 games - 4x, last, 3/16-3/29/22	8 games - 12/5/06-1/2/07	6 games - 2/7-3/5/20
	7 games - 3/16-3/29/22	

POINT STREAKS

Overall	Home	Road
13 games - 12/2-12/29/16 (12-0-1)	13 games - 3/16-4/22/22 (12-0-1)	14 games - 12/2/16-1/31/17 (12-0-2)
11 games - 11/14-12/5/19 (8-0-3)	13 games - 12/27/17-2/13/18 (10-0-3)	12 games - 2/18-4/9/15 (12-0-0)
10 games - 5x, last, 4/8-4/24/22 (8-0-2)	12 games - 10/20-12/14/19 (9-0-3)	9 games - 2/22-3/17/07 (7-0-2)
	11 games - 1/31-3/25/21 (11-0-0)	7 games - 12/16-12/30/03 (2-0-5)
	10 games - 2x, last, 1/16-3/15/14 (7-0-3)	7 games - 11/13-12/10/11 (7-0-0)

WINLESS STREAKS

Overall	Home	Road
12 games - 3/11-4/4/01 (0-7-5)	8 games - 1/7-2/13/16 (0-5-3)	12 games - 12/18/03-1/31/04 (0-4-8)
9 games - 1/19-2/8/02 (0-6-3)	8 games - 2/26-3/28/01 (0-3-5)	11 games - 12/13/11-1/19/12 (0-9-2)
8 games - 1/23-2/13/16 (0-6-2)	6 games - 2/2-2/19/19 (0-4-2)	8 games - 10/3-10/26/09 (0-8-0)
8 games - 3/10-3/26/11 (0-7-1)	6 games - 1/11-2/8/02 (0-3-3)	7 games - 2x, last, 3/31-10/12/02 (0-3-4)
8 games - 12/13-1/28/11 (0-5-3)	6 games - 11/13-11/30/03 (0-4-2)	

LOSING STREAKS

Overall	Home	Road
6 games - 12/19-12/31/13	5 games - 2/28-3/17/12	8 games - 10/3-10/26/09
5 games - 3/12-3/19/17	4 games - 1/31-2/14/12	7 games - 12/12/06-1/9/07
5 games - 3/31-4/9/16	3 games - 6x, last, 3/31-4/9/16	6 games - 12/6-12/29/08
5 games - 1/10-1/20/16		5 games - 4x, last, 10/15-10/30/19
5 games - 12/5-12/14/08		
5 games - 10/8-10/17/09		

SEASON-BY-SEASON STREAKS

Season	Longest Winning Streak	Longest Point Streak	Longest Winless Streak	Longest Losing Streak
2000-01	2 games (five times)	8 games (12/17-1/5)	12 games (3/11-4/4)	4 games (2/21-2/26)
2001-02	3 games (two times)	7 games (two times)	9 games (1/19-2/8)	4 games (1/30-2/8)
2002-03	3 games (six times)	6 games (two times)	5 games (11/25-12/5)	3 games (three times)
2003-04	3 games (four times)	9 games (12/13-12/30)	7 games (two times)	4 games (11/20-11/28)
2005-06	5 games (1/18-1/26)	5 games (1/18-1/26)	4 games (two times)	3 games (four times)
2006-07	9 games (3/8-3/24)	10 games (3/8-3/27)	4 games (11/25-12/2)	3 games (two times)
2007-08	5 games (10/4-10/14)	8 games (10/4-10/21)	5 games (two times)	3 games (two times)
2008-09	4 games (10/11-10/18)	7 games (10/11-10/27)	6 games (12/5-12/17)	5 games (12/5-12/14)
2009-10	5 games (11/27-12/5)	7 games (11/20-12/5)	5 games (10/8-10/17)	5 games (10/8-10/17)
2010-11	4 games (1/2-1/8)	4 games (two times)	8 games (3/10-3/26)	4 games (3/10-3/17)
2011-12	7 games (11/28-12/10)	7 games (11/28-12/10)	8 games (12/13-12/28)	4 games (two times)
2012-13	7 games (3/14-3/27)	7 games (3/14-3/27)	3 games (four times)	3 games (two times)
2013-14	5 games (2/4-3/3)	8 games (11/1-11/17)	6 games (12/19-12/31)	6 games (12/19-12/31)
2014-15	6 games (1/27-3/9)	10 games (1/20-2/14)	6 games (1/3-1/13)	4 games (two times)
2015-16	6 games (3/19-3/29)	9 games (11/28-12/17)	8 games (1/23-2/13)	5 games (two times)
2016-17	12 games (12/4-12/27)	13 games (12/4-12/27)	4 games (3/23-3/28)	5 games (3/12-3/19)
2017-18	5 games (2/19-2/27)	7 games (3/16-3/29/18)	3 games (11/4-11/8)	3 games (11/4-11/8)
2018-19	5 games (two times)	8 games (2/21-3/7/19)	5 games (two times)	3 games (three times)
2019-20	5 games (11/26-12/5)	11 games (11/14-12/5)	4 games (two times)	4 games (10/3-10/12)
2020-21	7 games (4/14-4/24)	8 games (4/10-4/24)	2 games (eight times)	2 games (four times)
2021-22	8 games (11/24-12/9)	10 games (three times)	5 games (12/11-1/1)	4 games (2/22-3/1)



YEAR-BY-YEAR RESULTS

YEAR-BY-YEAR RESULTS

SEASON	RECORD	PTS	DIV/CONF RANK	HEAD COACH	ATTENDANCE	NOTES
2000-01	25-39-18	68	5th/14th	Jacques Lemaire	751,472	Inaugural season
2001-02	26-35-21	73	5th/12th	Jacques Lemaire	756,596	
2002-03	42-29-11	95	3rd/6th	Jacques Lemaire	758,536	Western Conference Final
2003-04	30-29-23	83	5th/10th	Jacques Lemaire	759,776	
2004-05	— NHL SEASON CANCELLED DUE TO WORK STOPPAGE —					
2005-06	38-36-8	84	5th/11th	Jacques Lemaire	761,614	
2006-07	48-26-8	104	2nd/7th	Jacques Lemaire	760,280	First Round
2007-08	44-28-10	98	1st/3rd	Jacques Lemaire	761,288	First-Ever Division Championship
2008-09	40-33-9	89	3rd/9th	Jacques Lemaire	761,288	
2009-10	38-36-8	84	4th/13th	Todd Richards	755,055	400th consecutive sellout (3/7/10)
2010-11	39-35-8	86	3rd/12th	Todd Richards	720,508	
2011-12	35-36-11	81	4rd/12th	Mike Yeo	728,683	
2012-13	26-19-3	55	2nd/8th	Mike Yeo	451,075	First Round
2013-14	43-27-12	98	4th/7th	Mike Yeo	758,729	Second Round
2014-15	46-28-8	100	4th/6th	Mike Yeo	779,974	Second Round
2015-16	38-33-11	87	5th/8th	Mike Yeo/John Torchetti	762,481	First Round
2016-17	49-25-8	106	2nd/2nd	Bruce Boudreau	781,879	First Round
2017-18	45-26-11	101	3rd/4th	Bruce Boudreau	780,501	First Round
2018-19	37-36-9	83	7th/11th	Bruce Boudreau	775,216	
2019-20	35-27-7	77	6th/10th	Bruce Boudreau/Dean Evason	611,342	Qualifying Round
2020-21	35-16-5	75	3rd	Dean Evason	36,300	First Round
2021-22	53-22-7	113	2nd/3r	Dean Evason	760,226	First Round

YEAR-BY-YEAR OFFENSIVE LEADERS

SEASON	GOALS	ASSISTS	POINTS	PIM
2000-01	M. Gaborik, D. Hendrickson W. Walz, 18	L. Sekeras, 23	M. Gaborik, 36	M. Johnson, 137
2001-02	M. Gaborik, 30	A. Brunette, 48	A. Brunette, 69	M. Johnson, 183
2002-03	M. Gaborik, 30	M. Gaborik, 35	M. Gaborik, 65	M. Johnson, 201
2003-04	A. Daigle, 20	A. Daigle, 31	A. Daigle, 51	M. Johnson, 177
2004-05	— NHL SEASON CANCELLED DUE TO WORK STOPPAGE —			
2005-06	M. Gaborik, 38	B. Rolston, 45	B. Rolston, 79	D. Boogaard, 158
2006-07	B. Rolston, 31	P. Demitra, 39	P. Demitra, B. Rolston, 64	D. Boogaard, 120
2007-08	M. Gaborik, 42	P. Bouchard, 50	M. Gaborik, 83	A. Voros, 142
2008-09	O. Nolan, 25	M. Koivu, 47	M. Koivu, 67	D. Boogaard, 87
2009-10	A. Brunette, G. Latendresse, 25	M. Koivu, 49	M. Koivu, 71	D. Boogaard, 105
2010-11	M. Havlat, 22	M. Koivu, 45	M. Havlat, M. Koivu, 62	B. Staubitz, 173
2011-12	D. Heatley, 24	M. Koivu, 32	D. Heatley, 53	C. Clutterbuck, 103
2012-13	Z. Parise, 18	R. Suter, 28	Z. Parise, 38	Z. Konopka, 117
2013-14	J. Pominville, 30	M. Koivu, 43	J. Pominville, 60	C. Stoner, 84
2014-15	Z. Parise, 33	J. Pominville, R. Suter, 36	Z. Parise, 62	M. Scandella, 56
2015-16	Z. Parise, 25	R. Suter, 43	M. Koivu, 56	R. Carter, 48
2016-17	E. Staal, 28	M. Granlund, 43	M. Granlund, 69	C. Stewart, 94
2017-18	E. Staal, 42	M. Granlund, 46	E. Staal, 76	M. Foligno, 72
2018-19	Z. Parise, 28	R. Suter, 40	Z. Parise, 61	N. Seeler, 64
2019-20	Z. Parise, 25	R. Suter, 40	K. Fiala, 54	R. Hartman, 69
2020-21	K. Kaprizov, 27	J. Greenway, 26	K. Kaprizov, 51	C. Soucy, 51
2021-22	K. Kaprizov, 47	K. Kaprizov, 61	K. Kaprizov, 108	B. Dumaine, 122

YEAR-BY-YEAR RESULTS



YEAR-BY-YEAR GOALTENDING LEADERS

SEASON	WINS	GOALS AGAINST AVG.	SAVE PERCENTAGE	SHUTOUTS
2000-01	M. Fernandez, 19	M. Fernandez, 2.24	M. Fernandez, .920	M. Fernandez, 4
2001-02	D. Roloson, 14	D. Roloson, 2.68	D. Roloson, .901	D. Roloson, 5
2002-03	D. Roloson, 23	D. Roloson, 2.00	D. Roloson, .927	D. Roloson, 4
2003-04	D. Roloson, 19	D. Roloson, 1.88	D. Roloson, .933	D. Roloson, 5
2004-05	— NHL SEASON CANCELLED DUE TO WORK STOPPAGE —			
2005-06	M. Fernandez, 30	M. Fernandez, 2.29	M. Fernandez, .919	M. Fernandez, J. Harding, D. Roloson, 1
2006-07	N. Backstrom, 23	N. Backstrom, 1.97*	N. Backstrom, .929*	N. Backstrom, 5
2007-08	N. Backstrom, 33	N. Backstrom, 2.31	N. Backstrom, .920	N. Backstrom, 4
2008-09	N. Backstrom, 37	N. Backstrom, 2.33	N. Backstrom, .923	N. Backstrom, 8
2009-10	N. Backstrom, 26	N. Backstrom, 2.72	N. Backstrom, .903	N. Backstrom, 2
2010-11	N. Backstrom, 22	N. Backstrom, 2.66	N. Backstrom, J. Theodore, .916	N. Backstrom, 3
2011-12	N. Backstrom, 19	N. Backstrom, 2.43	N. Backstrom, .919	N. Backstrom, 4
2012-13	N. Backstrom, 26	N. Backstrom, 2.48	N. Backstrom, .909	N. Backstrom, 2
2013-14	J. Harding, 18	J. Harding, 1.65*	J. Harding, .933*	J. Harding/I. Bryzgalov, 3
2014-15	D. Dubnyk, 27	D. Dubnyk, 1.78	D. Dubnyk, .936	D. Dubnyk, 5
2015-16	D. Dubnyk, 32	D. Dubnyk, 2.33	D. Dubnyk, .918	D. Dubnyk, 5
2016-17	D. Dubnyk, 40	D. Dubnyk, 2.25	D. Dubnyk, .923	D. Dubnyk, 5
2017-18	D. Dubnyk, 35	D. Dubnyk, 2.52	D. Dubnyk, .918	D. Dubnyk, 5
2018-19	D. Dubnyk, 31	D. Dubnyk, 2.54	D. Dubnyk, .913	D. Dubnyk, 2
2019-20	A. Stalock, 20	A. Stalock, 2.67	A. Stalock, .910	A. Stalock, 4
2020-21	C. Talbot, 19	C. Talbot, 2.63	C. Talbot, .915	C. Talbot/K. Kahkonen, 2
2021-22	C. Talbot, 32	M-A Fleury, 2.74	C. Talbot, .911	C. Talbot, 3



TEAM RECORDS

TOP OVERALL RECORDS

WINS	POINTS
53.....2021-22	113.....2021-22
49.....2016-17	106.....2016-17
48.....2006-07	104.....2006-07
46.....2014-15	101.....2017-18
45.....2017-18	100.....2014-15

TOP HOME RECORDS

WINS	POINTS
31.....2021-22	64.....2021-22
29.....2006-07	63.....2006-07
27.....2017-18	62.....2017-18
27.....2016-17	57.....2013-14
26.....2013-14	56.....2016-17

TOP AWAY RECORDS

WINS	POINTS
24.....2014-15	50.....2016-17
22.....2021-22	50.....2014-15
22.....2016-17	49.....2021-22
21.....2018-19	44.....2018-19
20.....2010-11	43.....2010-11

TOP OVERTIME/SHOOTOUT RECORDS

WINS	POINTS
17.....2006-07	42.....2006-07
16.....2021-22	39.....2021-22
13.....2011-12	37.....2011-12
11.....2013-14	34.....2013-14
10.....2009-10	28.....2009-10

TOP MONTHLY RECORDS

WINS	POINTS
12.....April 2022	26.....April 2022
12.....December 2016	25.....December 2016
11.....March 2015	23.....February 2015
11.....February 2015	22.....Five Times
11.....March 2013	
11.....November 2011	

TOP OCTOBER RECORDS

WINS	POINTS
9.....2006	18.....2006
8.....2002	18.....2002
7.....2018	16.....2018
7.....2015	16.....2015
7.....2007	16.....2007

TOP NOVEMBER RECORDS

WINS	POINTS
11.....2011	22.....2011
10.....2021	21.....2021
9.....2013	20.....2013
8.....2017	18.....2019
8.....2008	17.....2017
7.....Six Times	16.....Two Times

TOP DECEMBER RECORDS

WINS	POINTS
12.....2016	25.....2016
10.....2009	20.....2015
9.....2015	20.....2009
8.....Four Times	18.....2003
	17.....Three Times

TOP JANUARY RECORDS

WINS	POINTS
10.....2017	21.....2017
9.....2014	19.....2014
8.....2022	17.....2022
8.....2019	16.....Four Times
8.....2011	
7.....Six Times	

TOP FEBRUARY RECORDS

WINS	POINTS
11.....2015	23.....2015
9.....2020	20.....2018
9.....2018	19.....2020
8.....Three Times	18.....2007
	17.....Two Times

TOP MARCH RECORDS

WINS	POINTS
11.....2015	22.....2022
11.....2013	22.....2015
10.....2022	22.....2013
10.....2016	22.....2007
10.....2007	21.....2016

TOP APRIL RECORDS

WINS	POINTS
12.....2022	24.....2022
10.....2021	22.....2021
5.....2013	11.....2013
4.....Four Times	9.....2014
	9.....2006

TOP MAY RECORDS

WINS	POINTS
4.....2021	9.....2021

TOP RECORDS VS. WESTERN CONFERENCE

WINS	POINTS
42.....2006-07	92.....2006-07
40.....2007-08	88.....2007-08
34.....2005-06	75.....2005-06
33.....2010-11	72.....2010-11
31.....2016-17	67.....Two Times

TOP RECORDS VS. EASTERN CONFERENCE

WINS	POINTS
23.....2021-22	50.....2021-22
20.....2017-18	44.....2017-18
18.....2016-17	39.....2016-17
17.....2014-15	38.....2013-14
17.....2013-14	37.....2014-15

TEAM RECORDS



TOP RECORDS VS. PACIFIC DIVISION

WINS	POINTS
17.....2021-22	34.....2021-22
14.....2019-20	30.....2019-20
14.....2016-17	30.....2017-18
12.....Four Times	30.....2016-17
	29.....2013-14

TOP RECORDS VS. CENTRAL DIVISION

WINS	POINTS
17.....2016-17	38.....2014-15
17.....2014-15	37.....2016-17
14.....2015-16	33.....2015-16
14.....2013-14	31.....2013-14
13.....Three Times	29.....2021-22

TOP RECORDS VS. METROPOLITAN DIVISION

WINS	POINTS
14.....2021-22	30.....2021-22
10.....2017-18	23.....2017-18
8.....2013-14	19.....2013-14
7.....2014-15	14.....2014-15
5.....Three Times	13.....2018-19

TOP RECORDS VS. ATLANTIC DIVISION

WINS	POINTS
13.....2016-17	27.....2016-17
10.....2017-18	23.....2014-15
10.....2014-15	21.....2017-18
9.....Four Times	20.....2021-22

TOP RECORDS VS. WEST DIVISION

WINS	POINTS
35.....2020-21	75.....2020-21

TOP RECORDS PRE-ALL-STAR/OLYMPIC BREAK

WINS	POINTS
32.....2016-17	69.....2016-17
31.....2013-14	69.....2013-14
30.....2009-10	64.....2009-10
29.....2005-06	63.....2005-06
28.....Two Times	59.....Three Times

TOP RECORDS POST-ALL-STAR/OLYMPIC BREAK

WINS	POINTS
26.....2014-15	54.....2021-22
25.....2021-22	54.....2014-15
23.....2006-07	50.....2006-07
19.....2017-18	44.....2017-18
17.....2016-17	40.....2008-09
17.....2008-09	39.....2007-08

TOP RECORDS IN ONE-GOAL GAMES

WINS	PCT.
25.....2006-07	.667 (24-5-7).....2021-22
24.....2021-22	.667 (24-12).....2009-10
24.....2013-14	.650 (16-7-7).....2019-20
24.....2009-10	.619 (13-5-3).....2012-13
23.....2011-12	.600 (15-5-5).....2020-21

TOP RECORDS IN TWO-GOAL GAMES

WINS	PCT.
14.....2001-02	.750 (6-2).....2020-21
13.....2017-18	.619 (13-8).....2017-18
12.....2016-17	.600 (12-8).....2016-17
12.....2010-11	.600 (9-6).....2013-14
12.....2005-06	.579 (11-8).....Two Times

TOP RECORDS IN THREE-GOAL GAMES

WINS	PCT.
23.....2021-22	.818 (18-4).....2016-17
20.....2017-18	.773 (17-5).....2006-07
18.....2016-17	.750 (12-4).....2005-06
17.....2006-07	.688 (11-5).....2003-04
14.....Three Times	.657 (23-12).....2021-22

TOP RECORDS WHEN SCORING FIRST

WINS	PCT.
36.....2021-22	.875 (31-4-1).....2002-03
36.....2007-08	.855 (36-4-5).....2007-08
35.....2016-17	.846 (31-4-4).....2010-11
35.....2014-15	.800 (36-8-1).....2021-22
33.....2015-16	.800 (30-6-4).....2017-18

TOP RECORDS WHEN OPPONENT SCORES FIRST

WINS	PCT.
20.....2011-12	.488 (18-19-4).....2006-07
18.....2006-07	.462 (12-11-3).....2020-21
17.....2021-22	.459 (17-14-6).....2021-22
17.....2018-19	.440 (15-20-7).....2017-18
15.....2017-18	.412 (14-17-3).....2016-17
14.....2016-17	.386 (12-20-3).....2019-20



ALL-TIME LEADERS

GAMES

1,028	Mikko Koivu
772	Jared Spurgeon
743	Nick Schultz
681	Jonas Brodin
656	Ryan Suter
565	Pierre-Marc Bouchard
558	Zach Parise
519	Matt Dumba
502	Marian Gaborik
489	Andrew Brunette

GOALS

219	Marian Gaborik
205	Mikko Koivu
199	Zach Parise
132	Jason Zucker
119	Andrew Brunette
111	Eric Staal
110	Nino Niederreiter
106	Pierre-Marc Bouchard
99	Jared Spurgeon
96	Brian Rolston

ASSISTS

504	Mikko Koivu
314	Ryan Suter
246	Jared Spurgeon
241	Pierre-Marc Bouchard
224	Mikael Granlund
218	Marian Gaborik
202	Andrew Brunette
201	Zach Parise
151	Charlie Coyle
147	Matt Dumba

POINTS

709	Mikko Koivu
437	Marian Gaborik
400	Zach Parise
369	Ryan Suter
347	Pierre-Marc Bouchard
345	Jared Spurgeon
321	Andrew Brunette
317	Mikael Granlund
243	Jason Zucker
242	Charlie Coyle

PLUS/MINUS

80	Jared Spurgeon
70	Mikko Koivu
62	Ryan Suter
58	Jonas Brodin
54	Marian Gaborik
53	Marcus Foligno
43	Nino Niederreiter
41	Alex Goligoski
37	Matt Dumba
	Kirill Kaprizov

PENALTY MINUTES

698	Matt Johnson
592	Mikko Koivu
544	Derek Boogaard
337	Cal Clutterbuck
333	Willie Mitchell
325	Brent Burns
322	Nick Schultz
318	Matt Dumba
	Marcus Foligno
301	Marian Gaborik

POWER-PLAY GOALS

69	Zach Parise
60	Mikko Koivu
59	Marian Gaborik
55	Andrew Brunette
39	Brian Rolston
32	Jared Spurgeon
29	Pierre-Marc Bouchard
28	Nino Niederreiter
27	Eric Staal
26	Matt Dumba
	Brent Burns

POWER-PLAY ASSISTS

191	Mikko Koivu
117	Ryan Suter
104	Pierre-Marc Bouchard
86	Marian Gaborik
84	Jared Spurgeon
81	Andrew Brunette
70	Mikael Granlund
55	Brian Rolston
49	Zach Parise
48	Matt Dumba

POWER-PLAY POINTS

251	Mikko Koivu
145	Marian Gaborik
138	Ryan Suter
136	Andrew Brunette
133	Pierre-Marc Bouchard
118	Zach Parise
116	Jared Spurgeon
94	Brian Rolston
90	Mikael Granlund
74	Matt Dumba

SHORT-HANDED GOALS

14	Wes Walz
10	Mikko Koivu
7	Mikael Granlund
	Brian Rolston
6	Cal Clutterbuck
	Marian Gaborik
5	Antti Laaksonen
4	Five Players Tied

SHORT-HANDED ASSISTS

15	Mikko Koivu
8	Nick Schultz
7	Wes Walz
6	Ryan Suter
5	Jared Spurgeon
	Antti Laaksonen
4	Jonas Brodin
	Brent Burns
	Pascal Dupuis
3	Ten Players Tied

SHORT-HANDED POINTS

25	Mikko Koivu
21	Wes Walz
10	Mikael Granlund
	Antti Laaksonen
9	Ryan Suter
8	Cal Clutterbuck
	Pascal Dupuis
	Marian Gaborik
	Brian Rolston
	Nick Schultz

GAME-WINNING GOALS

43	Marian Gaborik
39	Zach Parise
33	Mikko Koivu
23	Eric Staal
22	Jason Zucker
21	Brian Rolston
20	Charlie Coyle
19	Pierre-Marc Bouchard
18	Mikael Granlund
17	Jared Spurgeon
	Kevin Fiala

EVEN-STRENGTH GOALS

154	Marian Gaborik
135	Mikko Koivu
128	Zach Parise
107	Jason Zucker
81	Nino Niederreiter
	Eric Staal
78	Charlie Coyle
77	Pierre-Marc Bouchard
67	Jared Spurgeon
	Wes Walz

EVEN-STRENGTH ASSISTS

298	Mikko Koivu
191	Ryan Suter
157	Jared Spurgeon
151	Mikael Granlund
150	Zach Parise
137	Pierre-Marc Bouchard
133	Charlie Coyle
130	Marian Gaborik
127	Jonas Brodin
121	Andrew Brunette

EVEN-STRENGTH POINTS

433	Mikko Koivu
284	Marian Gaborik
278	Zach Parise
224	Jared Spurgeon
222	Ryan Suter
217	Mikael Granlund
214	Pierre-Marc Bouchard
211	Charlie Coyle
193	Jason Zucker
185	Andrew Brunette

OVERTIME GOALS

6	Matt Dumba
5	Brent Burns
	Mikko Koivu
4	Kirill Kaprizov
	Jared Spurgeon
	Marian Gaborik

SHOOTOUT GOALS

42	Mikko Koivu
15	Zach Parise
11	Matt Cullen
10	Jason Pominville
9	Brian Rolston
8	Petteri Nummelin
7	Kevin Fiala
	Pierre-Marc Bouchard
	Pavol Demitra
6	Charlie Coyle

SHOTS ON GOAL

2,270	Mikko Koivu
1,707	Zach Parise
1,694	Marian Gaborik
1,266	Jared Spurgeon
1,225	Ryan Suter
1,049	Jason Zucker
1,022	Matt Dumba
929	Mikael Granlund
928	Pierre-Marc Bouchard
887	Brian Rolston

SHOOTING % (MIN. 200 SOG)

18.1	Andrew Brunette
16.6	Kirill Kaprizov
15.2	Marcus Foligno
	Mats Zuccarello
14.8	Mark Parrish
14.2	Eric Staal
13.7	Owen Nolan
13.3	Pavol Demitra
12.9	Marian Gaborik
	Nino Niederreiter

ALL-TIME LEADERS



MULTI-GOAL GAMES

41	Marian Gaborik
25	Zach Parise
18	Mikko Koivu
	Eric Staal
15	Jason Zucker
14	Nino Niederreiter
12	Kevin Fiala
11	Kirill Kaprizov

MULTI-POINT GAMES

153	Mikko Koivu
114	Marian Gaborik
79	Zach Parise
72	Ryan Suter
69	Pierre-Marc Bouchard
68	Andrew Brunette
67	Mikael Granlund
61	Jared Spurgeon
48	Kevin Fiala
	Eric Staal

TOI/GAME (MIN. 200 GAMES)

27:02	Ryan Suter
23:55	Filip Kuba
23:50	Kim Johnsson
22:28	Marek Zidlicky
22:15	Jared Spurgeon
22:03	Jonas Brodin
21:34	Willie Mitchell
21:19	Greg Zanon
21:00	Lubomir Sekeras
20:58	Brad Bombardir

MINOR PENALTIES

291	Mikko Koivu
146	Nick Schultz
144	Matt Johnson
143	Marian Gaborik
135	Brent Burns
133	Ryan Suter
124	Matt Dumba
	Willie Mitchell
121	Wes Walz
106	Cal Clutterbuck

MAJOR PENALTIES

64	Matt Johnson
54	Derek Boogaard
26	Marcus Foligno
	Clayton Stoner
24	Brad Staubitz
23	Brad Brown
21	Sylvan Blouin
16	Zenon Konopka
	Chris Stewart
	Stephane Veilleux

FACEOFF WIN % (MIN. 1,000)

56.2	Stacy Roest
53.7	Mikko Koivu
53.6	Matt Cullen
53.1	Marc Chouinard
52.2	Eric Belanger
50.6	Erik Haula
50.3	Eric Staal
	Jim Dowd
49.4	Mikael Granlund
49.1	Todd White

GAMES (GOALTENDER)

409	Niklas Backstrom
328	Devan Dubnyk
260	Manny Fernandez
167	Dwayne Roloson
151	Josh Harding
102	Darcy Kuemper
89	Alex Stalock
82	Cam Talbot
54	Kaapo Kahkonen
38	Jamie McLennan
32	Jose Theodore

GAMES STARTED (GOALTENDER)

391	Niklas Backstrom
321	Devan Dubnyk
250	Manny Fernandez
156	Dwayne Roloson
124	Josh Harding
89	Darcy Kuemper
81	Cam Talbot
77	Alex Stalock
51	Kaapo Kahkonen
37	Jamie McLennan

MINUTES PLAYED

23,248	Niklas Backstrom
18,882	Devan Dubnyk
14,902	Manny Fernandez
9,659	Dwayne Roloson
7,995	Josh Harding
5,453	Darcy Kuemper
4,856	Alex Stalock
4,826	Cam Talbot
3,098	Kaapo Kahkonen
2,230	Jamie McLennan

WINS

194	Niklas Backstrom
177	Devan Dubnyk
113	Manny Fernandez
62	Dwayne Roloson
60	Josh Harding
51	Cam Talbot
41	Darcy Kuemper
37	Alex Stalock
31	Kaapo Kahkonen
15	Jose Theodore

LOSSES

142	Niklas Backstrom
113	Devan Dubnyk
102	Manny Fernandez
71	Dwayne Roloson
59	Josh Harding
34	Darcy Kuemper
30	Alex Stalock
23	Jamie McLennan
20	Cam Talbot
17	Kaapo Kahkonen

TIES/OT LOSSES

50	Niklas Backstrom
28	Devan Dubnyk
	Manny Fernandez
27	Dwayne Roloson
14	Darcy Kuemper
11	Alex Stalock
	Josh Harding
9	Cam Talbot
	Jamie McLennan

WIN % (MIN. 25 GAMES)

0.694	Cam Talbot
0.635	Kaapo Kahkonen
0.601	Devan Dubnyk
0.569	Jose Theodore
0.567	Niklas Backstrom
0.545	Alex Stalock
0.539	Darcy Kuemper
0.523	Manny Fernandez
0.504	Josh Harding
0.472	Dwayne Roloson

GAA (MIN. 25 GAMES)

2.28	Dwayne Roloson
2.41	Devan Dubnyk
2.45	Josh Harding
2.47	Manny Fernandez
2.48	Niklas Backstrom
2.60	Darcy Kuemper
2.64	Jamie McLennan
2.71	Cam Talbot
	Jose Theodore
2.77	Alex Stalock

SAVE % (MIN. 25 GAMES)

0.919	Dwayne Roloson
0.918	Devan Dubnyk
	Josh Harding
0.916	Jose Theodore
0.915	Niklas Backstrom
0.914	Manny Fernandez
0.913	Cam Talbot
0.910	Darcy Kuemper
0.908	Alex Stalock

SHUTOUTS

28	Niklas Backstrom
23	Devan Dubnyk
15	Dwayne Roloson
12	Manny Fernandez
10	Josh Harding
7	Darcy Kuemper
5	Cam Talbot
	Alex Stalock
3	Ilya Bryzgalov

GOALS ALLOWED

962	Niklas Backstrom
760	Devan Dubnyk
614	Manny Fernandez
367	Dwayne Roloson
327	Josh Harding
236	Darcy Kuemper
224	Alex Stalock
218	Cam Talbot
149	Kaapo Kahkonen
98	Jamie McLennan

SHOTS AGAINST

11,283	Niklas Backstrom
9,230	Devan Dubnyk
7,102	Manny Fernandez
4,548	Dwayne Roloson
3,984	Josh Harding
2,608	Darcy Kuemper
2,496	Cam Talbot
2,448	Alex Stalock
1,598	Kaapo Kahkonen

SAVES

10,321	Niklas Backstrom
8,470	Devan Dubnyk
6,488	Manny Fernandez
4,181	Dwayne Roloson
3,657	Josh Harding
2,372	Darcy Kuemper
2,278	Cam Talbot
2,224	Alex Stalock
1,449	Kaapo Kahkonen

SHOOTOUT SAVE %

1.000	Wade Dubielewicz
0.750	Dwayne Roloson
0.745	Manny Fernandez
0.731	Cam Talbot
0.712	Josh Harding
0.683	Devan Dubnyk
0.667	Alex Stalock
0.625	Ilya Bryzgalov
	Darcy Kuemper
0.600	Matt Hackett



SINGLE-SEASON LEADERS

GOALS

47	Kirill Kaprizov	2021-22
42	Eric Staal	2017-18
	Marian Gaborik	2007-08
38	Marian Gaborik	2005-06
34	Ryan Hartman	2021-22
	Brian Rolston	2005-06
33	Kevin Fiala	2021-22
	Jason Zucker	2017-18
	Zach Parise	2014-15
31	Brian Rolston	2007-08
	Brian Rolston	2006-07
30	Four Players Tied	

ASSISTS

61	Kirill Kaprizov	2021-22
55	Mats Zuccarello	2021-22
52	Kevin Fiala	2021-22
50	Pierre-Marc Bouchard	2007-08
49	Mikko Koivu	2009-10
48	Andrew Brunette	2001-02
47	Mikko Koivu	2008-09
46	Mikael Granlund	2017-18
45	Ryan Suter	2017-18
	Mikko Koivu	2010-11
	Brian Rolston	2005-06
43	Three Players Tied	

POINTS

108	Kirill Kaprizov	2021-22
85	Kevin Fiala	2021-22
83	Marian Gaborik	2007-08
79	Mats Zuccarello	2021-22
	Brian Rolston	2005-06
76	Eric Staal	2017-18
71	Mikko Koivu	2009-10
69	Mikael Granlund	2016-17
	Andrew Brunette	2001-02
67	Mikael Granlund	2017-18
	Mikko Koivu	2008-09
	Marian Gaborik	2001-02
66	Marian Gaborik	2005-06

PLUS/MINUS

41	Alex Goligoski	2021-22
34	Ryan Suter	2016-17
	Jason Zucker	2016-17
33	Jared Spurgeon	2016-17
32	Jared Spurgeon	2021-22
31	Ryan Hartman	2021-22
27	Kirill Kaprizov	2021-22
	Mikko Koivu	2016-17
26	Jordan Greenway	2021-22
25	Marcus Foligno	2021-22
23	Four Players Tied	

PENALTY MINUTES

201	Matt Johnson	2002-03
183	Matt Johnson	2001-02
177	Matt Johnson	2003-04
173	Brad Staubitz	2010-11
158	Derek Boogaard	2005-06
148	Jason Marshall	2001-02
141	Aaron Voros	2007-08
137	Matt Johnson	2000-01
131	Andy Sutton	2000-01
130	Sylvain Blouin	2001-02

POWER-PLAY GOALS

15	Brian Rolston	2005-06
14	Kirill Kaprizov	2021-22
	Zach Parise	2013-14
13	Brian Rolston	2006-07
12	Joel Eriksson Ek	2021-22
	Zach Parise	2019-20
	Andrew Brunette	2009-10
	Owen Nolan	2008-09
	Marian Gaborik	2006-07
11	Four Players Tied	

POWER-PLAY ASSISTS

24	Pierre-Marc Bouchard	2005-06
22	Ryan Suter	2017-18
	Andrew Brunette	2001-02
21	Mats Zuccarello	2021-22
	Mikko Koivu	2008-09
	Brian Rolston	2006-07
20	Mikko Koivu	2009-10
	Marek Zidlicky	2009-10
19	Pierre-Marc Bouchard	2007-08
	Pierre-Marc Bouchard	2006-07
18	Mikko Koivu	2016-17
	Ryan Suter	2015-16

POWER-PLAY POINTS

34	Brian Rolston	2006-07
32	Brian Rolston	2005-06
	Andrew Brunette	2001-02
31	Kirill Kaprizov	2021-22
	Pierre-Marc Bouchard	2005-06
28	Mats Zuccarello	2021-22
	Mikko Koivu	2009-10
	Brian Rolston	2007-08
26	Mikko Koivu	2008-09
	Pavol Demitra	2006-07
	Marian Gaborik	2001-02

SHORT-HANDED GOALS

7	Wes Walz	2000-01
5	Brian Rolston	2005-06
4	Cal Clutterbuck	2011-12
	Matt Cullen	2010-11
	Mikko Koivu	2008-09
	Stacy Roest	2001-02
3	Mikael Granlund	2016-17
	Wes Walz	2003-04
2	Several Players Tied	

SHORT-HANDED ASSISTS

3	Jared Spurgeon	2015-16
	Mikko Koivu	2011-12
23	Kyle Brodziak	2010-11
	Wes Walz	2005-06
	Andrei Zyuzin	2002-03
2	Several Players Tied	

SHORT-HANDED POINTS

9	Wes Walz	2000-01
6	Mikko Koivu	2008-09
5	Brian Rolston	2005-06
4	Nine Players Tied	

GAME-WINNING GOALS

8	Eric Staal	2016-17
	Marian Gaborik	2007-08
	Marian Gaborik	2002-03
	Brian Rolston	2007-08
7	Kevin Fiala	2021-22
	Ryan Hartman	2021-22
	Jason Zucker	2017-18
	Zach Parise	2015-16
	Marian Gaborik	2007-08
	Marian Gaborik	2005-06
	Brian Rolston	2005-06

OVERTIME GOALS

3	Marian Gaborik	2007-08
2	Eight Players Tied	

EVEN STRENGTH GOALS

33	Ryan Hartman	2021-22
	Kirill Kaprizov	2021-22
30	Marian Gaborik	2007-08
29	Eric Staal	2017-18
27	Kevin Fiala	2021-22
26	Marian Gaborik	2005-06
25	Jason Zucker	2017-18
24	Marian Gaborik	2002-03
23	Eric Staal	2016-17
	Jason Pominville	2013-14
22	Zach Parise	2014-15
21	Jason Zucker	2016-17
20	Marian Gaborik	2001-02

SHOTS ON GOAL

305	Brian Rolston	2006-07
293	Brian Rolston	2005-06
289	Kirill Kaprizov	2021-22
	Brian Rolston	2007-08
280	Marian Gaborik	2002-03
278	Marian Gaborik	2007-08
262	Kevin Fiala	2021-22
259	Zach Parise	2014-15
252	Jason Pominville	2014-15
	Marian Gaborik	2005-06
246	Mikko Koivu	2009-10

SINGLE-SEASON LEADERS



MULTI-POINT GAMES

32	Kirill Kaprizov	2021-22
24	Mats Zuccarello	2021-22
23	Kevin Fiala	2021-22
22	Marian Gaborik	2005-06
20	Mikko Koivu	2009-10
	Marian Gaborik	2007-08
	Pavol Demitra	2006-07
	Brian Rolston	2005-06
19	Marian Gaborik	2001-02
18	Andrew Brunette	2001-02

FACEOFF WIN % (MIN. 250 FACEOFFS)

60.7	Zenon Konopka	2012-13
57.8	Martin Hanzal	2016-17
57.6	Eric Belanger	2009-10
57.0	Stacy Roest	2000-01
56.9	Mikko Koivu	2009-10
56.7	Jarret Stoll	2015-16
56.1	Mikko Koivu	2015-16
	Matt Cullen	2010-11
55.3	Nick Bjugstad	2021-22

GAMES PLAYED IN (GOALTENDER)

71	Niklas Backstrom	2008-09
67	Devan Dubnyk	2018-19
	Devan Dubnyk	2015-16
65	Devan Dubnyk	2016-17
60	Devan Dubnyk	2017-18
	Niklas Backstrom	2009-10
58	Niklas Backstrom	2007-08
	Manny Fernandez	2005-06
51	Niklas Backstrom	2010-11
50	Dwayne Roloson	2002-03

GAMES STARTED (GOALTENDER)

71	Niklas Backstrom	2008-09
66	Devan Dubnyk	2018-19
	Devan Dubnyk	2015-16
63	Devan Dubnyk	2016-17
59	Devan Dubnyk	2017-18
58	Niklas Backstrom	2009-10
57	Niklas Backstrom	2007-08
56	Manny Fernandez	2005-06
50	Niklas Backstrom	2010-11
48	Cam Talbot	2021-22

MINUTES PLAYED (GOALTENDER)

4,088	Niklas Backstrom	2008-09
3,861	Devan Dubnyk	2015-16
3,855	Devan Dubnyk	2018-19
3,758	Devan Dubnyk	2016-17
3,489	Niklas Backstrom	2009-10
3,450	Devan Dubnyk	2017-18
3,411	Manny Fernandez	2005-06
3,409	Niklas Backstrom	2007-08
2,978	Niklas Backstrom	2010-11
2,945	Dwayne Roloson	2002-03

WINS

40	Devan Dubnyk	2016-17
37	Niklas Backstrom	2008-09
35	Devan Dubnyk	2017-18
33	Niklas Backstrom	2007-08
32	Cam Talbot	2021-22
	Devan Dubnyk	2015-16
31	Devan Dubnyk	2018-19
30	Manny Fernandez	2005-06
27	Devan Dubnyk	2014-15
26	Niklas Backstrom	2009-10

LOSSES

28	Devan Dubnyk	2018-19
26	Devan Dubnyk	2015-16
24	Niklas Backstrom	2008-09
	Manny Fernandez	2001-02
23	Niklas Backstrom	2010-11
	Niklas Backstrom	2009-10
	Jamie McLennan	2000-01
20	Dwayne Roloson	2001-02
19	Devan Dubnyk	2016-17
18	Three Players Tied	

OT LOSSES/TIES

11	Dwayne Roloson	2003-04
9	Manny Fernandez	2003-04
	Jamie McLennan	2000-01
8	Niklas Backstrom	2009-10
	Niklas Backstrom	2008-09
	Niklas Backstrom	2007-08
	Dwayne Roloson	2002-03
7	Devan Dubnyk	2017-18
	Niklas Backstrom	2011-12
	Manny Fernandez	2006-07
	Dwayne Roloson	2001-02

GOALS AGAINST AVG. (MIN. 25 GP)

1.66	Josh Harding	2013-14
1.78	Devan Dubnyk	2014-15
1.88	Dwayne Roloson	2003-04
1.97	Niklas Backstrom	2006-07
2.00	Dwayne Roloson	2002-03
2.24	Manny Fernandez	2002-03
	Manny Fernandez	2000-01
2.25	Devan Dubnyk	2016-17
2.29	Manny Fernandez	2005-06
2.31	Niklas Backstrom	2007-08

SAVE PERCENTAGE (MIN. 25 GP)

.936	Devan Dubnyk	2014-15
.933	Josh Harding	2013-14
	Dwayne Roloson	2003-04
.929	Niklas Backstrom	2006-07
.927	Dwayne Roloson	2002-03
.924	Manny Fernandez	2002-03
.923	Devan Dubnyk	2016-17
	Niklas Backstrom	2008-09
.920	Niklas Backstrom	2007-08
	Manny Fernandez	2000-01

SHUTOUTS

8	Niklas Backstrom	2008-09
5	Devan Dubnyk	2017-18
	Devan Dubnyk	2016-17
	Devan Dubnyk	2015-16
	Devan Dubnyk	2014-15
	Niklas Backstrom	2006-07
	Dwayne Roloson	2003-04
	Dwayne Roloson	2001-02

GOALS ALLOWED

163	Devan Dubnyk	2018-19
159	Niklas Backstrom	2008-09
158	Niklas Backstrom	2009-10
150	Devan Dubnyk	2015-16
145	Devan Dubnyk	2017-18
141	Devan Dubnyk	2016-17
132	Cam Talbot	2021-22
	Niklas Backstrom	2010-11
131	Niklas Backstrom	2007-08

SHOTS AGAINST

2,059	Niklas Backstrom	2008-09
1,877	Devan Dubnyk	2018-19
1,842	Devan Dubnyk	2016-17
1,829	Devan Dubnyk	2015-16
1,769	Devan Dubnyk	2017-18
1,632	Niklas Backstrom	2009-10
1,629	Niklas Backstrom	2007-08
1,612	Manny Fernandez	2005-06
1,566	Niklas Backstrom	2010-11
1,488	Cam Talbot	2021-22
1,334	Dwayne Roloson	2002-03

SAVES

1,900	Niklas Backstrom	2008-09
1,714	Devan Dubnyk	2018-19
1,701	Devan Dubnyk	2016-17
1,679	Devan Dubnyk	2015-16
1,624	Devan Dubnyk	2017-18
1,498	Niklas Backstrom	2007-08
1,482	Manny Fernandez	2005-06
1,474	Niklas Backstrom	2009-10
1,434	Niklas Backstrom	2010-11
1,356	Cam Talbot	2021-22
1,236	Dwayne Roloson	2002-03

GOAL SUPPORT (MIN. 25 GP)

3.78	Kaapo Kahkonen	2021-22
3.64	Cam Talbot	2021-22
3.28	Alex Stalock	2019-20
3.27	Devan Dubnyk	2017-18
3.10	Devan Dubnyk	2016-17
3.09	Cam Talbot	2020-21
2.92	Devan Dubnyk	2019-20
2.87	Darcy Kuemper	2014-15
2.83	Devan Dubnyk	2014-15
2.74	Manny Fernandez	2005-06
2.69	Niklas Backstrom	2007-08
2.68	Devan Dubnyk	2018-19



ALL-TIME OVERTIME RESULTS

REGULAR SEASON				
SEASON	OT GAMES	HOME (W-L-T)	ROAD (W-L-T)	TOTAL (W-L-T)
2000-01	22	2-4-10	2-1-3	4-5-13
2001-02	21	0-5-8	0-4-4	0-9-12
2002-03	19	5-0-3	3-1-7	8-1-10
2003-04	24	1-2-7	0-1-13	1-3-20
2005-06	14	3-2	3-6	6-8
2006-07	25	12-5	5-3	17-8
2007-08	19	6-5	3-5	9-10
2008-09	17	4-7	4-2	8-9
2009-10	18	6-4	4-4	10-8
2010-11	16	3-5	5-3	8-8
2011-12	24	7-4	6-7	13-11
2012-13	10	5-2	2-1	7-3
2013-14	23	5-5	6-7	11-12
2014-15	16	3-6	5-2	8-8
2015-16	15	1-4	3-7	4-11
2016-17	15	3-2	4-6	7-8
2017-18	18	4-8	3-3	7-11
2018-19	13	4-7	0-2	4-9
2019-20	12	3-5	2-2	5-7
2020-21	13	5-2	3-3	8-5
2021-22	23	11-2	5-5	16-7
TOTALS	377	93-86-28	68-75-27	161-161-55

DATE	RESULT	GW/GT GOAL (TIME OF GOAL)
Anaheim (12-5-2)		
12/8/00	1-0 Loss	Oleg Tverdokvsky (0:21 of OT)
1/11/02	2-2 Tie	Paul Kariya (11:34 of 2nd)
1/23/02	3-2 Loss	Keith Carney (4:02 of OT)
1/20/03	2-1 Win	Antti Laaksonen (2:53 of OT)
11/30/03	1-1 Tie	Sandis Ozolins (18:35 of 2nd)
11/6/05	4-3 Win	Randy Robitaille (Shootout)
10/27/06	3-2 Win	Mikko Koivu (Shootout)
10/6/09	4-3 Win	Andrew Brunette (3:08 of OT)
12/4/09	5-4 Win	Guillaume Latendresse (Shootout)
11/17/10	2-1 Win	Antti Miettinen (3:36 of OT)
2/25/11	3-2 Win	Pierre-Marc Bouchard (4:53 of OT)
10/5/13	4-3 Loss	Mathieu Perreault (4:55 of OT)
12/8/17	3-2 Win	Matt Dumba (3:43 of OT)
2/17/18	3-2 Loss	Nick Ritchie (Shootout)
12/10/19	3-2 Loss	Rickard Rakell (Shootout)
3/8/20	5-4 Win	Kevin Fiala (4:01 of OT)
5/7/21	4-3 Win	Kirill Kaprizov (0:17 of OT)
5/8/21	4-3 Win	Victor Rask (2:46 of OT)
10/23/21	4-3 Win	Ryan Hartman (4:47 of OT)
Arizona (4-5-3)		
12/29/00	2-2 Tie	Jim Dowd (3:48 of 3rd)
11/20/01	2-1 Loss	Claude Lemieux (4:36 of OT)
3/17/02	2-2 Tie	Marian Gaborik (17:43 of 3rd)
3/7/04	1-1 Tie	Andrew Brunette (18:26 of 1st)
3/22/04	3-2 Loss	Mike Comrie (4:35 of OT)
1/2/11	6-5 Win	Cam Barker (0:46 of OT)
3/8/12	3-2 Win	Dany Heatley (Shootout)
3/27/13	4-3 Win	Mikko Koivu (2:43 of OT)
12/13/14	4-3 Win	Mikko Koivu (Shootout)
12/11/15	2-1 Loss	Mikkel Boedker (0:34 of OT)
1/25/16	2-1 Loss	Anthony Duclair (Shootout)
2/8/18	4-3 Loss	Clayton Keller (3:55 of OT)

DATE	RESULT	GW/GT GOAL (TIME OF GOAL)
Boston (1-4-0)		
11/25/09	2-1 Loss	David Krejci (Shootout)
4/8/14	4-3 Win	Mikko Koivu (Shootout)
12/17/14	3-2 Loss	Loui Eriksson (1:30 of OT)
3/25/18	2-1 Loss	Brad Marchand (0:28 of OT)
11/23/19	5-4 Loss	Torey Krug (2:41 of OT)
Buffalo (1-4-0)		
10/23/08	4-3 Loss	Derek Roy (0:44 of OT)
3/6/11	3-2 Loss	Drew Stafford (0:46 of OT)
3/5/16	3-2 Win	Jason Pominville (Shootout)
2/5/19	5-4 Loss	Sam Reinhart (Shootout)
12/16/21	3-2 Loss	Tage Thompson (Shootout)
Calgary (12-11-4)		
11/5/00	3-2 Win	Antti Laaksonen (3:11 of OT)
11/22/00	1-1 Tie	Marc Savard (3:37 of 3rd)
3/1/01	1-1 Tie	Jason Wiemer (14:48 of 3rd)
1/28/02	3-2 Loss	Jarome Iginla (0:46 of OT)
10/22/02	4-3 Win	Cliff Ronning (1:58 of OT)
12/5/02	1-1 Tie	Andrew Brunette (13:27 of 1st)
12/29/03	2-2 Tie	Richard Park (2:45 of 3rd)
12/7/06	3-2 Win	Mikko Koivu (Shootout)
1/26/07	2-1 Win	Pavol Demitra (Shootout)
2/28/07	2-1 Loss	Jarome Iginla (Shootout)
3/27/07	1-0 Loss	Alex Tanguay (Shootout)
1/16/08	3-2 Loss	Kristian Huselius (Shootout)
12/17/08	3-2 Loss	Todd Bertuzzi (3:48 of OT)
2/19/09	3-2 Loss	Adrian Aucoin (3:50 of OT)
12/11/09	2-1 Win	Martin Havlat (3:15 of OT)
12/3/10	3-2 Loss	Rene Bourque (Shootout)
4/8/10	2-1 Win	Brent Burns (Shootout)
3/22/12	3-2 Win	Devin Setoguchi (Shootout)
2/11/13	2-1 Win	Mikko Koivu (Shootout)
2/26/13	2-1 Win	Zach Parise (0:27 of OT)

ALL-TIME OVERTIME RESULTS



DATE	RESULT	GW/GT GOAL (TIME OF GOAL)
2/1/14	4-3 Loss	Mikael Backlund (2:25 of OT)
2/18/15	3-2 Win	Mikko Koivu (1:50 of OT)
12/2/16	3-2 Loss	Sean Monahan (Shootout)
12/12/17	2-1 Win	Mikael Granlund (Shootout)
1/9/18	3-2 Loss	Dougie Hamilton (2:39 of OT)
1/5/20	5-4 Loss	Dillon Dube (Shootout)
4/28/22	3-2 Win	Kirill Kaprizov (0:44 of OT)
Carolina (4-5-2)		
12/13/00	1-1 Tie	Jeff O'Neill (9:13 of 2nd)
2/27/04	3-3 Tie	Ron Francis (15:45 of 3rd)
10/24/09	3-2 Win	Cal Clutterbuck (1:55 of OT)
11/15/09	5-4 Loss	Jussi Jokinen (Shootout)
10/8/10	2-1 Loss	Jeff Skinner (Shootout)
11/9/13	3-2 Win	Mikko Koivu (Shootout)
11/12/15	3-2 Win	Jason Zucker (3:50 of OT)
3/19/16	3-2 Win	Zach Parise (Shootout)
10/7/17	5-4 Loss	Jacob Slavin (Shootout)
10/13/18	5-4 Loss	Sebastian Aho (2:57 of OT)
11/16/19	4-3 Loss	Andrei Svechnikov (1:33 of OT)
Chicago (12-4-1)		
12/26/02	2-2 Tie	Theoren Fleury (3:06 of 3rd)
3/28/03	4-3 Win	Richard Park (1:14 of OT)
12/05/06	3-2 Win	Pierre-Marc Bouchard (Shootout)
12/09/06	5-4 Win	Mark Parrish (3:18 of OT)
1/14/07	4-3 Win	Pavol Demitra (Shootout)
1/9/10	6-5 Win	Owen Nolan (Shootout)
12/14/11	4-3 Loss	Jonathan Toews (Shootout)
4/1/12	5-4 Win	Devin Setoguchi (Shootout)
4/5/12	2-1 Win	Devin Setoguchi (Shootout)
1/30/13	3-2 Win	Matt Cullen (Shootout)
4/3/14	3-2 Loss	Marian Hossa (Shootout)
3/20/16	3-2 Win	Charlie Coyle (Shootout)
2/8/17	4-3 Loss	Jonathan Toews (3:09 of OT)
10/11/18	4-3 Win	Jason Zucker (3:25 of OT)
2/2/19	4-3 Loss	Erik Gustafsson (1:19 of OT)
2/4/20	3-2 Win	Matt Dumba (2:21 of OT)
1/22/22	4-3 Win	Marcus Foligno (4:22 of OT)
Colorado (12-9-3)		
12/16/01	3-2 Loss	Joe Sakic (4:09 of OT)
10/27/02	3-3 Tie	Antti Laaksonen (14:50 of 3rd)
10/29/02	3-2 Win	Lubomir Sekeras (3:43 of OT)
11/29/02	2-2 Tie	Antti Laaksonen (4:25 of 3rd)
11/04/03	4-4 Tie	Steve Konowalchuk (11:55 of 3rd)
3/31/04	5-4 Win	Marc Chouinard (0:53 of OT)
10/5/06	3-2 Win	Todd White (1:03 of OT)
11/18/06	2-1 Loss	Joe Sakic (Shootout)
1/6/07	2-1 Loss	Milan Hejduk (Shootout)
3/11/07	3-2 Win	Brent Burns (4:41 of OT)
3/30/08	3-2 Win	Marian Gaborik (3:10 of OT)
4/6/08	4-3 Loss	Wojtek Wolski (Shootout)
3/12/09	2-1 Loss	Wojtek Wolski (Shootout)
3/17/09	3-2 Win	Marek Zidlicky (Shootout)
10/21/09	3-2 Win	Mikko Koivu (Shootout)
11/28/09	3-2 Win	Mikko Koivu (Shootout)
2/14/13	4-3 Loss	Milan Hejduk (Shootout)
11/30/14	3-2 Loss	Ryan O'Reilly (Shootout)
12/14/13	2-1 Win	Mikko Koivu (Shootout)
12/7/15	2-1 Loss	John Mitchell (3:35 of OT)
11/24/17	3-2 Win	Charlie Coyle (Shootout)
1/31/21	4-3 Win	Jonas Brodin (0:18 of OT)
1/17/22	4-3 Loss	Mikko Rantanen (Shootout)
3/27/22	3-2 Win	Kevin Fiala (0:15 of OT)

DATE	RESULT	GW/GT GOAL (TIME OF GOAL)
Columbus (5-9-1)		
1/17/01	3-2 Win	Sean O'Donnell (3:53 of OT)
2/12/02	3-3 Tie	Sergei Zholtok (17:28 of 3rd)
2/31/04	2-1 Loss	Anders Eriksson (2:59 of OT)
10/28/05	2-1 Loss	Trevor Letowski (Shootout)
11/30/05	3-2 Loss	Jaroslav Balastik (Shootout)
12/29/06	4-3 Win	Wes Walz (1:29 of OT)
11/15/08	3-2 Win	Marek Zidlicky (Shootout)
12/27/10	4-3 Loss	Kyle Wilson (Shootout)
3/19/11	5-4 Loss	Antoine Vermette (4:26 of OT)
4/13/13	3-2 Loss	Mark Letestu (Shootout)
3/15/14	2-1 Loss	Ryan Johansen (Shootout)
10/14/17	5-4 Loss	Alexander Wennberg (0:47 of OT)
1/30/18	3-2 Win	Zach Parise (Shootout)
3/11/22	3-2 Loss	Yegor Chinakhov (Shootout)
3/26/22	3-2 Win	Jared Spurgeon (1:24 of OT)
Dallas (7-12-1)		
4/10/02	4-4 Tie	Andrew Brunette (8:41 of 3rd)
3/21/03	3-2 Win	Wes Walz (1:30 of OT)
12/2/06	4-3 Loss	Jussi Jokinen (Shootout)
4/15/06	4-3 Loss	Trevor Daley (4:26 of OT)
1/20/07	2-1 Loss	Stu Barnes (Shootout)
2/20/07	2-1 Win	Mikko Koivu (Shootout)
3/14/09	3-2 Loss	Nicklas Grossman (2:23 of OT)
4/10/10	4-3 Loss	Jamie Benn (Shootout)
12/4/10	4-3 Loss	Stephane Robidas (3:37 of OT)
2/4/12	2-1 Loss	Jamie Benn (Shootout)
1/18/14	3-2 Win	Nate Prosser (2:42 of OT)
11/28/14	5-4 Win	Marco Scandella (2:04 of OT)
11/14/15	3-2 Loss	John Klingberg (3:18 of OT)
11/28/15	4-3 Loss	Tyler Seguin (3:57 of OT)
2/9/16	4-3 Loss	John Klingberg (2:39 of OT)
11/21/16	3-2 Loss	Jamie Benn (1:23 of OT)
1/24/17	3-2 Win	Chris Stewart (Shootout)
12/22/18	2-1 Loss	Alexander Radulov (4:50 of OT)
12/1/19	3-2 Win	Mikko Koivu (Shootout)
4/14/22	3-2 Win	Frederick Gaudreau (1:40 of OT)
Detroit (7-9-3)		
1/5/01	3-2 Win	Filip Kuba (2:58 of OT)
3/11/01	3-2 Loss	Brendan Shanahan (0:37 of OT)
12/26/01	3-3 Tie	Luc Robitaille (13:34 of 3rd)
11/15/03	1-1 Tie	Steve Yzerman (12:18 of 3rd)
12/26/03	2-2 Tie	Kris Draper (7:23 of 3rd)
12/23/06	3-2 Win	Pierre-Marc Bouchard (0:45 of OT)
1/10/08	6-5 Win	Marian Gaborik (Shootout)
2/5/08	3-2 Loss	Brett Lebda (1:37 of OT)
1/3/09	3-2 Loss	Pavel Datsyuk (Shootout)
1/21/10	4-3 Loss	Drew Miller (Shootout)
11/19/10	4-3 Win	John Madden (4:18 of OT)
2/20/11	2-1 Loss	Pavel Datsyuk (Shootout)
10/15/11	3-2 Loss	Johan Franzén (4:11 of OT)
11/1/11	2-1 Win	Devin Setoguchi (1:33 of OT)
3/23/14	4-3 Win	Matt Moulson (2:15 of OT)
1/20/15	5-4 Loss	Pavel Datsyuk (Shootout)
4/4/15	3-2 Loss	Darren Helm (Shootout)
3/26/17	3-2 Loss	Andreas Athanasiou (1:52 of OT)
3/10/22	6-5 Win	Mats Zuccarello (Shootout)
Edmonton (10-6-4)		
11/12/00	5-4 Loss	Doug Weight (1:24 of OT)
4/4/01	2-2 Tie	Doug Weight (19:12 of 3rd)
10/14/01	3-3 Tie	Rem Murray (3:26 of 3rd)
4/2/02	2-1 Loss	Mike Grier (2:15 of OT)



ALL-TIME OVERTIME RESULTS

DATE	RESULT	GW/GT GOAL (TIME OF GOAL)
12/3/02	2-1 Loss	Mike York (1:29 of OT)
12/17/02	4-3 Win	Richard Park (4:43 of OT)
1/2/03	2-1 Win	Jim Dowd (4:16 of OT)
12/18/03	1-1 Tie	Brad Isbister (19:59 of 3rd)
12/30/03	2-2 Tie	Mike York (17:43 of 3rd)
4/6/06	2-1 Win	Brian Rolston (Shootout)
10/25/07	5-4 Loss	Ales Hemsy (Shootout)
12/29/07	5-4 Win	Petteri Nummelin (1:50 of OT)
2/8/09	3-2 Win	Mikko Koivu (Shootout)
3/5/10	2-1 Loss	Mike Comrie (Shootout)
10/13/11	2-1 Win	Devin Setoguchi (Shootout)
10/20/11	2-1 Win	Matt Cullen (Shootout)
11/30/11	3-2 Win	Kyle Brodziak (Shootout)
3/11/14	4-3 Loss	Taylor Hall (Shootout)
12/4/16	2-1 Win	Mikko Koivu (3:11 of OT)
12/9/16	3-2 Win	Eric Staal (Shootout)
Florida (2-2-1)		
10/22/00	0-0 Tie	Scoreless Tie
3/9/10	3-2 Loss	Cory Stillman (Shootout)
2/23/12	3-2 Win	Erik Christensen (Shootout)
3/29/12	3-2 Win	Mikko Koivu (0:15 of OT)
10/19/13	2-1 Loss	Jonathan Huberdeau (Shootout)
Los Angeles (13-10-5)		
11/18/01	2-2 Tie	Steve Heinze (7:29 of 3rd)
11/19/02	2-2 Tie	Sergei Zholtok (5:48 of 3rd)
1/14/04	2-2 Tie	Nick Schultz (8:06 of 2nd)
1/26/04	2-2 Tie	Luc Robitaille (17:56 of 3rd)
03/04/04	1-1 Tie	Jason Wiemer (17:43 of 3rd)
10/09/05	2-1 Loss	Pavol Demitra (3:31 of OT)
3/07/06	3-2 Loss	Lubomir Visnovsky (1:21 of OT)
10/18/06	2-1 Win	Marian Gaborik (0:25 of OT)
11/11/06	3-2 Win	Todd White (Shootout)
10/16/07	4-3 Loss	Mike Cammalleri (Shootout)
3/2/08	2-1 Win	Martin Skoula (3:45 of OT)
2/24/09	2-1 Loss	Drew Doughty (Shootout)
10/25/10	3-2 Loss	Michal Handzus (Shootout)
12/11/10	3-2 Win	Brent Burns (2:50 of OT)
2/1/11	1-0 Win	Pierre-Marc Bouchard (Shootout)
3/31/12	4-3 Win	Erik Christensen (Shootout)
3/30/13	4-3 Win	Mikko Koivu (Shootout)
10/3/13	3-2 Loss	Anze Kopitar (Shootout)
1/7/14	2-1 Win	Nino Niederreiter (Shootout)
10/16/15	2-1 Loss	Anze Kopitar (2:19 of OT)
1/7/17	4-3 Loss	Tanner Pearson (3:32 of OT)
2/27/17	5-4 Win	Mikael Granlund (0:12 of OT)
3/19/18	4-3 Loss	Jeff Carter (4:26 of OT)
4/5/18	5-4 Loss	Dustin Brown (0:23 of OT)
1/15/19	3-2 Win	Jason Zucker (Shootout)
1/14/21	4-3 Win	Kirill Kaprizov (3:47 of OT)
1/16/21	4-3 Win	Marcus Johansson (4:49 of OT)
2/27/21	4-3 Win	Matt Dumba (4:59 of OT)
Montreal (1-2-1)		
10/24/00	2-2 Tie	Eric Weinrich (13:22 of 3rd)
1/29/04	3-2 Loss	Richard Zednik (4:32 of OT)
12/17/05	4-3 Win	Kurtis Foster (3:13 of OT)
3/1/12	5-4 Loss	David Desharnais (Shootout)
Nashville (9-6-5)		
3/21/01	0-0 Tie	Scoreless Tie
1/10/02	2-2 Tie	Greg Johnson (16:46 of 2nd)
3/6/03	2-2 Tie	Pascal Dupuis (8:28 of 2nd)
12/23/03	3-3 Tie	Jason Wiemer (16:55 of 2nd)
1/12/04	3-3 Tie	Sergei Zholtok (19:46 of 3rd)
11/16/06	7-6 Win	Brian Rolston (Shootout)

DATE	RESULT	GW/GT GOAL (TIME OF GOAL)
2/17/08	5-4 Win	Marian Gaborik (4:55 of OT)
12/2/09	5-4 Win	Andrew Ebbett (1:26 of OT)
12/28/11	2-1 Loss	Colin Wilson (Shootout)
4/3/12	2-1 Loss	Alexander Radulov (Shootout)
2/9/13	2-1 Win	Devin Setoguchi (4:21 of OT)
3/9/13	2-1 Win	Matt Cullen (Shootout)
2/6/14	3-2 Win	Nino Niederreiter (2:16 of OT)
12/20/14	6-5 Loss	Mattias Ekholm (1:45 of OT)
3/17/15	3-2 Win	Matt Dumba (0:22 of OT)
12/27/16	3-2 Win	Jared Spurgeon (2:46 of OT)
3/27/18	2-1 Loss	Kyle Turris (Shootout)
3/3/19	3-2 Loss	Ryan Johansen (Shootout)
3/5/19	5-4 Loss	Ryan Johansen (Shootout)
4/24/22	5-4 Win	Dmitry Kulikov (4:58 of OT)
New Jersey (1-6-2)		
1/26/02	2-2 Tie	Stacy Roest (13:07 of 2nd)
2/17/04	4-4 Tie	Brian Gionta (13:33 of 3rd)
12/3/05	3-2 Loss	Victor Kozlov (Shootout)
3/13/08	4-3 Loss	Jamie Langenbrunner (Shootout)
3/20/14	4-3 Loss	Andy Greene (2:00 of OT)
10/22/16	2-1 Loss	Taylor Hall (0:29 of OT)
11/20/17	4-3 Loss	John Moore (0:52 of OT)
2/15/19	5-4 Loss	Nico Hischler (3:19 of OT)
11/24/21	3-2 Win	Kevin Fiala (Shootout)
N.Y. Islanders (2-2-0)		
2/9/08	4-3 Win	Brent Burns (2:34 of OT)
12/17/11	2-1 Loss	Frans Nielsen (Shootout)
3/24/15	2-1 Win	Zach Parise (Shootout)
3/17/19	3-2 Loss	Brock Nelson (1:04 of OT)
N.Y. Rangers (0-3-0)		
3/5/02	3-2 Loss	Brian Leetch (3:44 of OT)
11/25/19	3-2 Loss	Tony DeAngelo (0:32 of OT)
2/13/20	4-3 Loss	Mika Zibanejad (Shootout)
Ottawa (3-3-1)		
12/20/00	2-2 Tie	Darby Hendrickson (5:37 of 3rd)
3/12/02	4-3 Loss	Magnus Arvedson (1:41 of OT)
10/11/11	4-3 Loss	Jason Spezza (Shootout)
3/3/15	3-2 Win	Charlie Coyle (Shootout)
3/15/16	3-2 Loss	Erik Karlsson (4:29 of OT)
11/13/16	2-1 Win	Matt Dumba (3:57 of OT)
11/2/21	5-4 Win	Kirill Kaprizov (2:02 of OT)
Philadelphia (1-1-1)		
10/11/00	3-3 Tie	Eric Desjardins (10:37 of 3rd)
3/25/10	4-3 Win	Kyle Brodziak (2:33 of OT)
1/7/16	4-3 Loss	Michael Del Zotto (4:23 of OT)
Pittsburgh (2-1-1)		
11/14/02	1-1 Tie	Richard Park (8:10 of 2nd)
11/18/08	2-1 Win	Marek Zidlicky (Shootout)
11/6/21	5-4 Win	Nick Bjugstad (Shootout)
3/31/22	4-3 Loss	Evgeni Malkin (3:57 of OT)
San Jose (9-6-2)		
10/6/01	0-0 Tie	Scoreless Tie
10/16/01	3-3 Tie	Mike Ricci (17:28 of 3rd)
10/31/02	2-1 Win	Sergei Zholtok (4:50 of 3rd)
2/3/06	3-2 Win	Brian Rolston (Shootout)
3/9/08	3-2 Loss	Patrick Marleau (Shootout)
3/19/08	4-3 Loss	Jeremy Roenick (Shootout)
12/31/08	3-2 Win	Brent Burns (1:38 of OT)
3/5/09	4-3 Win	Mikko Koivu (4:46 of OT)
3/10/09	5-4 Loss	Christian Ehrhoff (3:34 of OT)
1/10/12	5-4 Win	Matt Cullen (Shootout)
1/25/14	3-2 Loss	Joe Thornton (3:30 of OT)
10/30/14	4-3 Win	Jason Pominville (Shootout)

ALL-TIME OVERTIME RESULTS



DATE	RESULT	GW/GT GOAL (TIME OF GOAL)
1/6/15	4-3 Loss	Marc-Edouard Vlasic (3:09 of OT)
12/10/17	4-3 Win	Nino Niederreiter (3:26 of OT)
2/25/18	3-2 Win	Jared Spurgeon (4:48 of OT)
3/29/21	4-3 Loss	Erik Karlsson (Shootout)
4/17/22	5-4 Win	Jared Spurgeon (1:05 of OT)
St. Louis (9-14-5)		
3/6/01	3-3 Tie	Cam Stewart (17:59 of 3rd)
3/14/01	1-0 Loss	Scott Young (3:09 of OT)
10/19/01	3-2 Loss	Keith Tkachuk (0:46 of OT)
12/2/01	4-4 Tie	Al Macinnis (17:59 of 3rd)
10/12/02	2-2 Tie	Andrew Brunette (19:44 of 3rd)
1/5/04	1-1 Tie	Andrej Zyuzin (13:25 of 2nd)
1/17/04	2-2 Tie	Doug Weight (18:23 of 3rd)
3/10/06	2-1 Loss	Lee Stempniak (0:25 of OT)
4/04/06	5-4 Win	Brian Rolston (Shootout)
11/30/07	3-2 Win	Marian Gaborik (2:21 of OT)
2/10/08	2-1 Win	Brent Burns (Shootout)
2/11/11	5-4 Win	John Madden (Shootout)
3/29/11	3-2 Win	Mikko Koivu (Shootout)
11/19/11	3-2 Win	Matt Cullen (Shootout)
1/14/12	3-2 Loss	Kevin Shattenkirk (Shootout)
1/27/13	4-5 Loss	Vladimir Sobotka (2:16 of OT)
3/9/14	3-2 Loss	T.J. Oshie (Shootout)
11/29/14	3-2 Loss	Vladimir Tarasenko (Shootout)
10/31/15	3-2 Loss	David Backes (4:26 of OT)
11/26/16	4-3 Loss	David Perron (Shootout)
12/2/17	2-1 Win	Matt Dumba (0:39 of OT)
2/24/19	2-1 Win	Ryan Donato (2:29 of OT)
11/2/19	4-3 Loss	Ryan O'Reilly (2:27 of OT)
4/10/21	3-2 Loss	Ryan O'Reilly (4:58 of OT)
4/29/21	5-4 Loss	Ryan O'Reilly (3:43 of OT)
5/1/21	4-3 Win	Kevin Fiala (2:16 of OT)
4/8/22	4-3 Loss	Robert Thomas (1:27 of OT)
4/16/22	6-5 Loss	Brayden Schenn (0:56 of OT)
Tampa Bay (3-3-1)		
3/17/03	3-3 Tie	Andrew Brunette (15:35 of 3rd)
10/18/08	1-0 Win	Antti Miettinen (Shootout)
11/12/09	4-3 Loss	Vincent Lecavalier (Shootout)
1/2/16	3-2 Loss	Ryan Callahan (Shootout)
2/10/17	2-1 Win	Mikko Koivu (Shootout)
10/20/18	5-4 Win	Mikael Granlund (3:43 of OT)
11/21/21	5-4 Loss	Steven Stamkos (Shootout)
Toronto (2-0-0)		
11/13/13	2-1 Win	Zach Parise (Shootout)
12/4/21	4-3 Win	Kirill Kaprizov (Shootout)
Vancouver (10-10-5)		
1/30/01	3-2 Loss	Mattias Ohlund (1:43 of OT)
3/4/01	4-3 Win	Aaron Gavey (2:26 of OT)
3/25/01	2-2 Tie	Filip Kuba (4:23 of 3rd)
4/5/02	5-4 Loss	Brendan Morrison (2:23 of OT)
1/28/03	2-2 Tie	Sergei Zholtok (9:38 of 3rd)
10/18/03	2-2 Tie	Henrik Sedin (18:28 of 3rd)
12/06/03	1-1 Tie	Trevor Linden (17:08 of 3rd)
3/10/04	1-1 Tie	Geoff Sanderson (15:43 of 3rd)
2/12/06	3-2 Loss	Daniel Sedin (1:26 of OT)
3/31/06	2-1 Win	Mikko Koivu (Shootout)
10/10/06	2-1 Win	Petteri Nummelin (Shootout)
2/14/07	3-2 Loss	Sami Salo (4:20 of OT)
3/4/07	4-3 Loss	Daniel Sedin (Shootout)
3/11/07	3-2 Win	Brent Burns (4:24 of OT)
2/14/08	5-4 Win	Mikko Koivu (Shootout)
2/20/08	3-2 Loss	Daniel Sedin (3:18 of OT)
1/31/09	4-3 Win	Marc-Andre Bergeron (1:52 of OT)

DATE	RESULT	GW/GT GOAL (TIME OF GOAL)
3/31/09	2-1 Loss	Henrik Sedin (4:00 of OT)
4/4/10	4-3 Loss	Sami Salo (2:15 of OT)
10/22/11	3-2 Loss	Sami Salo (4:39 of OT)
12/17/13	3-2 Win	Jason Pominville (Shootout)
2/28/14	2-1 Win	Justin Fontaine (Shootout)
1/14/18	3-2 Loss	Brandon Sutter (2:50 of OT)
2/19/20	4-3 Win	Alex Galchenyuk (Shootout)
3/24/22	3-2 Win	Joel Eriksson Ek (0:31 of OT)
Vegas (1-3-0)		
10/6/18	2-1 Loss	Erik Haula (Shootout)
3/1/21	5-4 Loss	Max Pacioretty (2:00 of OT)
4/1/21	3-2 Win	Kevin Fiala (Shootout)
5/5/21	3-2 Loss	Alex Pietrangolo (1:53 of OT)
Washington (2-2-0)		
10/12/06	3-2 Win	Mikko Koivu (Shootout)
11/7/13	3-2 Loss	Nicklas Backstrom (Shootout)
3/28/17	5-4 Loss	T.J. Oshie (1:52 of OT)
1/8/22	3-2 Win	Kevin Fiala (Shootout)
Winnipeg (4-4-1)		
1/3/01	1-1 Tie	Donald Audette (4:36 of 1st)
3/7/08	3-2 Loss	Erik Christensen (Shootout)
2/16/12	4-3 Loss	Evander Kane (Shootout)
11/23/13	3-2 Win	Charlie Coyle (Shootout)
11/16/14	4-3 Win	Marco Scandella (1:01 of OT)
12/27/14	4-3 Loss	Andrew Ladd (2:47 of OT)
2/10/15	2-1 Loss	Dustin Byfuglien (4:00 of OT)
1/4/20	3-2 Win	Eric Staal (1:52 of OT)
10/19/21	6-5 Win	Joel Eriksson Ek (3:30 of OT)



ALL-TIME SHOOTOUT RESULTS

SEASON	SHOOTOUTS	HOME	ROAD	TOTAL
2005-06	8	2-1	3-2	5-3
2006-07	17	7-4	3-3	10-7
2007-08	11	0-3	3-5	3-8
2008-09	8	3-2	2-1	5-3
2009-10	12	3-4	2-3	5-7
2010-11	8	1-3	2-2	3-5
2011-12	20	6-3	5-6	11-9
2012-13	6	2-2	2-0	4-2
2013-14	16	3-4	5-4	8-8
2014-15	7	2-2	2-1	4-3
2015-16	5	1-1	2-1	3-2
2016-17	5	2-0	1-2	3-2
2017-18	6	2-1	1-2	3-3
2018-19	5	1-2	0-2	1-4
2019-20	5	1-3	1-0	2-3
2020-21	2	0-0	1-1	1-1
2021-22	9	2-1	3-3	5-4
TOTALS	150	38-36	38-38	76-74

OPPONENT	DATE	WILD	OPP	GOALTENDERS	DECIDING GOAL
Anaheim (3-2)	11/06/05	2-3	1-3	Fernandez/Giguere	Randy Robitaille
	10/27/06	1-2	0-3	Fernandez/Giguere	Mikko Koivu
	12/4/09	2-4	1-4	Backstrom/Hiller	Guillaume Latendresse
	2/17/18	2-11	3-11	Dubnyk/Gibson	Nick Ritchie
Arizona (2-1)	12/10/19	0-2	2-2	Kahkonen/Gibson	Rickard Rakell
	3/8/12	3-5	2-5	Hackett/LaBarbera	Dany Heatley
	12/13/14	2-2	1-3	Backstrom/Dubnyk	Mikko Koivu
	1/25/16	0-3	1-2	Dubnyk/Domingue	Anthony Duclair
Boston (1-1)	11/25/09	1-4	2-4	Backstrom/Rask	David Krejci
	4/8/14	1-3	0-3	Bryzgalov/Rask	Mikko Koivu
Buffalo (1-2)	3/5/16	2-4	1-4	Dubnyk/Lehner	Jason Pominville
	2/5/19	0-3	1-3	Dubnyk/Ullmark	Sam Reinhart
	12/16/21	0-3	1-3	Talbot/Luukkonen	Tage Thompson
Calgary (6-6)	12/07/06	2-2	1-3	Fernandez/Kiprusoff	Mikko Koivu
	01/26/07	2-2	0-2	Backstrom/Kiprusoff	Pavol Demitra
	02/28/07	0-3	1-3	Harding/Kiprusoff	Jarome Iginla
	03/27/07	0-2	2-2	Backstrom/Kiprusoff	Alex Tanguay
	01/16/08	0-2	2-3	Backstrom/Kiprusoff	Kristian Huselius
	12/3/10	1-3	2-3	Backstrom/Karlsson	Rene Bourque
	4/8/10	2-3	0-2	Dubielewicz/Kiprusoff	Brent Burns
	3/22/12	1-4	0-4	Harding/Kiprusoff	Devin Setoguchi
	2/11/13	2-2	1-3	Backstrom/Irving	Mikko Koivu
	12/2/16	1-3	2-2	Dubnyk/Johnson	Sean Monahan
Carolina (2-3)	12/12/17	2-5	1-5	Stalock/Smith	Mikael Granlund
	1/5/20	1-7	2-7	Stalock/Rittich	Dillon Dube
	11/15/09	0-3	1-3	Backstrom/Leighton	Jussi Jokinen
	10/8/10	0-3	1-3	Backstrom/Ward	Jeff Skinner
	11/9/13	3-3	1-2	Harding/Peters	Mikko Koivu
Chicago (7-2)	3/19/16	2-3	1-3	Dubnyk/Ward	Zach Parise
	10/7/17	0-3	1-3	Stalock/Darling	Jacob Stavin
	12/05/06	3-6	2-6	Fernandez/Khabibulin	Pierre-Marc Bouchard
	1/14/07	1-2	0-3	Fernandez/Khabibulin	Pavol Demitra
	1/9/10	2-8	1-8	Harding/Huet	Owen Nolan
	12/14/11	0-2	2-2	Backstrom/Emery	Jonathan Toews
	4/1/12	2-3	1-3	Harding/Emery	Devin Setoguchi

ALL-TIME SHOOTOUT RESULTS



OPPONENT	DATE	WILD	OPP	GOALTENDERS	DECIDING GOAL
Colorado (5-7)	4/5/12	1-3	0-3	Harding/Crawford	Devin Setoguchi
	2/4/12	1-3	2-2	Backstrom/Lehtonen	Jamie Benn
	1/30/13	2-3	1-3	Backstrom/Crawford	Matt Cullen
	4/3/14	0-3	1-3	Bryzgalov/Crawford	Marian Hossa
	3/20/16	1-2	0-3	Dubnyk/Darling	Charlie Coyle
	11/18/06	1-3	2-3	Backstrom/Budaj	Joe Sakic
	1/6/07	1-4	2-4	Fernandez/Budaj	Milan Hejduk
	4/6/08	0-2	2-2	Harding/Theodore	Wojtek Wolski
	3/12/09	2-2	0-2	Backstrom/Budaj	Wojtek Wolski
	3/17/09	2-3	1-3	Backstrom/Budaj	Marek Zidlicky
	10/21/09	1-3	0-3	Backstrom/Anderson	Mikko Koivu
	11/28/09	2-2	0-2	Harding/Anderson	Mikko Koivu
	2/14/13	0-2	2-2	Backstrom/Giguere	Milan Hejduk
	11/30/13	0-3	1-3	Harding/Varlamov	Ryan O'Reilly
	12/14/13	2-2	1-3	Harding/Varlamov	Mikko Koivu
Columbus (2-5)	11/24/17	2-3	0-2	Stalock/Bernier	Charlie Coyle
	1/17/22	0-3	1-2	Kahkonen/Francouz	Mikko Rantanen
	10/28/05	1-8	2-8	Roloson/Prusek	Trevor Letowski
	11/30/05	0-3	1-3	Fernandez/Leclaire	Jaroslav Balastik
	11/15/08	2-3	0-2	Backstrom/Mason	Marek Zidlicky
	12/27/10	1-2	3-3	Theodore/Mason	Kyle Wilson
	4/13/13	0-2	2-2	Backstrom/Bobrovsky	Mark Letestu
	3/15/14	2-4	3-4	Kuemper/Bobrovsky	Ryan Johansen
	1/30/18	2-4	1-4	Dubnyk/Bobrovsky	Zach Parise
	12/02/06	1-3	3-3	Backstrom/Turco	Jussi Jokinen
Dallas (3-4)	1/20/07	2-9	3-9	Backstrom/Turco	Stu Barnes
	2/20/07	1-3	0-3	Backstrom/Turco	Mikko Koivu
	4/10/10	0-4	1-4	Backstrom/Lehtonen	Jamie Benn
	2/4/12	1-3	2-2	Backstrom/Lehtonen	Jamie Benn
	1/24/17	3-5	2-5	Dubnyk/Lehtonen	Chris Stewart
Detroit (2-5)	12/1/19	3-4	2-4	Stalock/Bishop	Mikko Koivu
	1/10/08	2-3	1-3	Harding/Osgood	Marian Gaborik
	1/03/08	0-3	1-2	Harding/Osgood	Pavel Datsyuk
	1/21/10	2-8	3-8	Backstrom/Howard	Drew Miller
	2/20/11	0-2	2-3	Backstrom/Howard	Pavel Datsyuk
	1/20/15	0-2	2-2	Kuemper/Mrazek	Pavel Datsyuk
	1/20/15	2-8	3-8	Dubnyk/Howard	Darren Helm
	3/10/22	2-2	0-2	Talbot/Nedeljkovic	Mats Zuccarelli
	4/06/06	2-3	1-3	Fernandez/Roloson	Brian Rolston
	10/25/07	1-3	2-3	Harding/Roloson	Ales Hemsky
Edmonton (6-3)	2/8/09	1-4	0-4	Backstrom/Roloson	Mikko Koivu
	3/5/10	2-6	3-6	Backstrom/Deslauriers	Mike Comrie
	10/13/11	2-4	1-4	Backstrom/Khabibulin	Devin Setoguchi
	10/20/11	1-2	0-3	Backstrom/Khabibulin	Matt Cullen
	11/30/11	4-6	3-6	Backstrom/Khabibulin	Kyle Brodziak
	3/11/14	2-4	3-4	Kuemper/Fasth	Taylor Hall
	12/9/16	3-6	2-6	Dubnyk/Talbot	Eric Staal
	3/9/10	0-4	1-4	Backstrom/Vokoun	Cory Stillman
	2/23/12	2-2	0-2	Backstrom/Theodore	Erik Christensen
	10/19/13	0-2	2-2	Harding/Thomas	Jonathan Huberdeau
Los Angeles (6-4)	11/11/06	3-6	2-6	Fernandez/Garon	Todd White
	10/16/07	1-2	3-3	Backstrom/Aubin	Mike Cammalleri
	2/24/09	1-4	2-4	Backstrom/Quick	Drew Doughty
	10/25/10	2-5	3-5	Backstrom/Quick	Michal Handzus
	2/1/11	1-2	0-3	Backstrom/Bernier	Pierre-Marc Bouchard
	3/31/12	2-2	0-2	Backstrom/Bernier	Erik Christensen
	3/30/13	3-3	1-2	Backstrom/Quick	Mikko Koivu
	10/3/13	0-2	2-2	Backstrom/Quick	Anze Kopitar



ALL-TIME SHOOTOUT RESULTS

ALL-TIME HAT TRICKS & PENALTY SHOTS



OPPONENT	DATE	WILD	OPP	GOALTENDERS	DECIDING GOAL
	1/7/14	1-4	0-4	Kuemper/Quick	Nino Niederreiter
	1/15/19	1-3	0-3	Stalock/Quick	Jason Zucker
Montreal (0-1)	3/1/12	0-3	1-3	Harding/Price	David Desharnais
Nashville (2-5)	1/16/06	3-4	2-4	Backstrom/Mason	Brian Rolston
	12/28/11	1-3	0-3	Harding/Rinne	Colin Wilson
	4/3/12	0-3	1-2	Backstrom/Lindback	Alexander Radulov
	3/9/13	2-3	1-3	Backstrom/Rinne	Matt Cullen
	3/27/18	0-3	1-2	Dubnyk/Rinne	Kyle Turris
	3/3/19	1-4	2-4	Stalock/Saros	Ryan Johansen
	3/5/19	0-4	1-4	Dubnyk/Rinne	Ryan Johansen
New Jersey (1-2)	12/03/05	0-3	1-3	Fernandez/Brodeur	Victor Kozlov
	03/13/08	0-3	1-3	Backstrom/Brodeur	Jamie Langenbrunner
	11/24/21	1-2	0-3	Talbot/Blackwood	Kevin Fiala
N. Y. Islanders (1-1)	12/17/11	0-3	1-2	Backstrom/Montoya	Frans Nielsen
	3/24/15	1-2	0-3	Dubnyk/Halak	Zach Parise
N. Y. Rangers (0-1)	2/13/20	0-2	2-2	Stalock/Georgiev	Mika Zibanejad
Ottawa (1-1)	10/11/11	1-2	3-3	Backstrom/Anderson	Jason Spezza
	3/3/15	3-5	2-5	Dubnyk/Hammond	Charlie Coyle
Pittsburgh (2-0)	11/18/08	1-2	0-3	Backstrom/Sabourin	Marek Zidlicky
	11/6/21	3-4	2-4	Talbot/Jarry	Nick Bjugstad
San Jose (3-3)	02/02/06	1-5	0-5	Fernandez/Toskala	Brian Rolston
	03/09/08	1-3	2-3	Backstrom/Nabokov	Patrick Marleau
	03/19/08	1-3	2-3	Backstrom/Nabokov	Jeremy Roenick
	1/10/12	2-2	0-2	Harding/Niemi	Matt Cullen
	10/30/14	2-3	1-3	Kuemper/Niemi	Jason Pominville
	3/29/21	2-8	3-8	Talbot/Jones	Erik Karlsson
St. Louis (5-4)	04/04/06	2-3	1-3	Harding/Divis	Brian Rolston
	02/10/08	2-6	1-6	Harding/Legace	Brent Burns
	2/11/11	4-9	3-9	Theodore/Halak	John Madden
	3/29/11	2-3	1-3	Theodore/Halak	Mikko Koivu
	11/19/11	2-3	1-3	Harding/Halak	Matt Cullen
	1/14/12	0-3	1-3	Harding/Halak	Kevin Shattenkirk
	3/9/14	0-2	2-2	Brygalov/Elliott	T.J. Oshie
	11/29/14	0-3	1-3	Backstrom/Allen	Vladimir Tarasenko
	11/26/16	0-4	1-4	Dubnyk/Allen	David Perron
Tampa Bay (2-3)	10/18/08	1-2	0-3	Backstrom/Smith	Antti Miettinen
	11/12/09	0-2	2-2	Backstrom/Niittymaki	Vincent Lecavalier
	1/2/16	0-3	1-2	Dubnyk/Vasilevskiy	Ryan Callahan
	2/10/17	1-3	0-3	Dubnyk/Vasilevskiy	Mikko Koivu
	11/21/21	0-3	1-3	Kahkonen/Elliott	Steven Stamkos
Toronto (2-0)	11/13/13	2-3	0-2	Harding/Bernier	Zach Parise
	12/4/21	2-3	1-3	Talbot/Campbell	Kirill Kaprizov
Vancouver (6-1)	03/31/06	1-3	0-3	Fernandez/Auld	Mikko Koivu
	10/10/06	3-4	2-4	Fernandez/Luongo	Petteri Nummelin
	03/04/07	2-6	3-6	Backstrom/Luongo	Daniel Sedin
	02/14/08	2-3	1-3	Backstrom/Luongo	Mikko Koivu
	12/17/13	1-3	0-3	Harding/Luongo	Jason Pominville
	2/28/14	1-7	0-7	Kuemper/Lack	Justin Fontaine
	2/19/20	3-5	2-5	Dubnyk/Markstrom	Alex Galchenyuk
Vegas (1-1)	10/6/18	0-3	1-3	Dubnyk/Feury	Erik Hauka
	4/1/21	1-2	0-3	Talbot/Lehner	Kevin Fiala
Washington (2-1)	10/12/06	1-2	0-3	Fernandez/Johnson	Mikko Koivu
	11/7/13	0-3	1-3	Harding/Holtby	Nicklas Backstrom
	1/8/22	2-3	0-2	Kahkonen/Fucale	Kevin Fiala
Winnipeg (1-2)	03/07/08	0-3	1-3	Backstrom/Hedberg	Erik Christensen
	2/16/12	1-4	2-4	Backstrom/Mason	Evander Kane
	11/23/13	2-4	1-4	Backstrom/Pavelec	Charlie Coyle

HAT TRICKS FOR (33)

Antti Laaksonen vs. VAN 11/26/00 (F. Potvin), 3-1=4 pts.
Marian Gaborik vs. ATL 11/13/01 (D. Rhodes), 3-0=3 pts.
Marian Gaborik vs. CBJ 3/10/02 (R. Tugnut), 3-1=4 pts.
Marian Gaborik at LA 11/4/02 (J. Storr), 3-0=3 pts.
Marian Gaborik vs. NSH 11/23/02 (M. Dunham), 3-0=3 pts.
Marian Gaborik at VAN 12/7/02 (D. Cloutier), 3-0=3 pts.
Marian Gaborik at NJ 2/17/04 (M. Brodeur), 3-0=3 pts.
Marian Gaborik vs. OTT 3/16/04 (P. Lalime), 3-2=5 pts.
Marc Chouinard vs. CGY 10/5/05 (M. Kiprusoff), 3-0=3 pts.
Brian Rolston at SJ 11/5/05 (N. Schaefer), 3-0=3 pts.
Marian Gaborik at COL 4/09/06 (P. Budaj/J. Theodore), 3-1=4 pts.
Mark Parrish vs. CHI 12/9/06 (B. Boucher), 3-0=3 pts.
Marian Gaborik vs. NYR 12/20/07 (H. Lundqvist), 5-1=6 pts.
Chuck Kobasew vs. COL 11/27/09 (C. Anderson), 3-0=3 pts.
Guillaume Latendresse at ARI 1/16/10 (I. Bryzgalov), 3-0=3 pts.
Ryan Suter vs. WSH 1/4/14 (B. Holtby), 3-0=3 pts.
Justin Fontaine at ARI 1/9/14 (M. Smith), 3-0=3 pts.
Nino Niederreiter vs. BUF 11/13/14 (J. Enroth), 3-0=3 pts.
Zach Parise at COL 10/8/15 (S. Varlamov), 3-0=3 pts.
Zach Parise at CBJ 1/5/16 (A. Forsberg), 3-0=3 pts.
Zach Parise vs. CGY 3/24/16 (N. Backstrom), 3-1=4 pts.
Mikael Granlund at VAN 2/4/17 (R. Miller), 3-1=4 pts.
Jason Zucker at MTL 11/9/17 (C. Lindgren), 3-0=3 pts.
Mikael Granlund vs. NSH 12/29/17 (P. Rinne), 3-0=3 pts.
Nino Niederreiter vs. BUF 1/4/18 (R. Lehner), 3-0=3 pts.
Eric Staal vs. STL 2/27/18 (C. Hutton/J. Allen), 3-2=5 pts.
Jason Zucker at TB 3/7/19 (A. Vasilievskiy), 3-0=3 pts.
Jared Spurgeon at EDM 2/21/20 (M. Koskinen), 3-0=3 pts.
Kirill Kaprizov vs. ARI 3/12/21 (A. Hill), 3-0=3 pts.
Kevin Fiala vs. COL 4/7/21 (P. Grubauer), 3-1=4 pts.
Joel Eriksson Ek vs. WPG 10/19/21 (C. Hellebuyck), 3-0=3 pts.
Rem Pitlick at SEA 11/13/21 (P. Grubauer), 3-0=3 pts.
Matt Boldy at BOS 2/14/22 (A. Nedeljkovic), 3-1=4 pts.

HAT TRICKS AGAINST (34)

Radim Vrbata vs. COL 2/8/02 (Fernandez/Rolosen), 3-0=3 pts.
Vaclav Prospal at ANA 1/23/04 (Rolosen), 3-1=4 pts.
Jarome Blake at NYI 3/19/04 (Rolosen), 3-0=3 pts.
Jarome Iginla vs. CGY 3/29/07 (Backstrom/Harding), 3-0=3 pts.
Markus Naslund vs. VAN 11/21/07 (Harding), 3-0=3 pts.
Henrik Zetterberg vs. DET 12/7/07 (Harding), 3-0=3 pts.
Jarome Iginla at CGY 3/22/08 (Harding), 3-0=3 pts.
Nikita Filatov at CBJ 1/10/09 (Harding), 3-0=3 pts.
Jamie Langenbrunner vs. NJ 1/2/10 (Backstrom), 3-0=3 pts.
Jarome Iginla vs. CGY 3/7/10 (Backstrom), 3-1=4 pts.
Corey Perry at ANA 12/12/10 (Backstrom), 3-2=5 pts.
P.K. Subban vs. MTL 3/20/11 (Theodore/Backstrom), 3-1=4 pts.
Ryan Kesler at VAN 4/7/11 (Backstrom), 3-0=3 pts.
Max Pacioretty at MTL 11/19/13 (Harding), 3-0=3 pts.
T.J. Oshie at STL 3/27/14 (Kuemper), 3-0=3 pts.
Loui Eriksson at BOS 11/19/15 (Dubnyk), 3-0=3 pts.
Alex Ovechkin vs. WSH 2/11/16 (Dubnyk), 3-0=3 pts.
Jonathan Toews vs. CHI 2/21/17 (Dubnyk), 3-2=5 pts.
Alex Ovechkin vs. WSH 3/28/17 (Dubnyk), 3-1=4 pts.
Dustin Brown at LA 4/5/18 (Stalock), 4-0=4 pts.
Patrick Kane at CHI 12/27/18 (Dubnyk/Stalock), 3-0=3 pts.
Tyler Bertuzzi vs. DET 1/12/19 (Dubnyk), 3-0=3 pts.
James van Riemsdyk at PHI 1/14/19 (Dubnyk/Stalock), 3-0=3 pts.
Alexander Radulov at DAL 10/29/19 (Stalock), 3-1=4 pts.
Sebastian Aho at CAR 12/7/19 (Stalock), 3-2=5 pts.
Patrick Kane at CHI 12/15/19 (Kahkonen), 3-0=3 pts.
Dustin Brown at LA 3/7/20 (Stalock), 3-1=4 pts.
Dylan Coghlan vs. VGK 3/10/21 (Kahkonen), 3-0=3 pts.
Ryan O'Reilly at STL 4/9/21 (Kahkonen), 3-1=4 pts.
Kasperii Kapanen at PIT 11/6/21 (Talbot), 3-0=3 pts.
Mark Scheifele at WPG 2/16/22 (Talbot), 3-1=4 pts.
Mason Marchment vs. FLA 2/18/22 (Talbot), 3-0=3 pts.
Jason Robertson vs. DAL 3/6/22 (Kahkonen), 3-0=3 pts.
Ryan Johansen at NSH 4/5/22 (Feury), 3-0=3 pts.

PENALTY SHOTS FOR (17-FOR-36)

Scott Pellerin vs. Joaquin Gage; no goal, 10/15/00 vs. EDM
Maxim Sushinsky vs. Felix Potvin; no goal, 11/26/00 vs. VAN
Antti Laaksonen vs. Patrick Lalime; no goal, 12/20/00 vs. OTT
Sebastien Bordeleau vs. Felix Potvin; goal, 10/7/01 at LA
Stacy Roest vs. Dan Cloutier; goal, 3/2/02 at VAN
Antti Laaksonen vs. Brent Johnson; goal, 3/26/02 at STL
Marian Gaborik vs. Jocelyn Thibault; no goal, 2/5/03 vs. CHI
Antti Laaksonen vs. Johan Hedberg; no goal, 10/18/03 vs. VAN
Marian Gaborik vs. Sebastien Caron; goal, 11/19/03 at PIT
Richard Park vs. Miikka Kiprusoff; goal, 12/29/03 at CAL
Wes Walz vs. Reinhard Divis; goal, 2/2/04 vs. STL
Antti Laaksonen vs. Dan Cloutier; goal, 2/19/04 vs. VAN
Marian Gaborik vs. Reinhard Divis; no goal, 4/4/04 vs. STL
Alexandre Daigle vs. Curtis Joseph; no goal, 10/8/05 at ARI
Pierre-Marc Bouchard vs. Dan Cloutier; goal, 10/12/05 vs. VAN
Brian Rolston vs. Miikka Kiprusoff; no goal, 12/29/05 at CGY
Marian Gaborik vs. Vesa Toskala; goal, 2/2/06 at SJ
Todd White vs. Dan Cloutier; no goal, 10/25/06 vs. LA
Brian Rolston vs. Roberto Luongo; goal, 11/2/06 vs. VAN
Brian Rolston vs. Ray Emery; goal, 11/20/06 at OTT
Pierre-Marc Bouchard vs. Tomas Vokoun; goal, 2/17/07 at NSH
Marian Gaborik vs. Ryan Miller; no goal, 3/9/07 at BUF
James Sheppard vs. Evgeni Nabokov; no goal, 4/2/10 vs. SJ
Mikko Koivu vs. Alex Auld; goal, 3/20/11 vs. MTL
Matt Cullen vs. Curtis McElhinney; goal, 12/31/11 vs. ARI
Devin Setoguchi vs. Semyon Varlamov; goal, 3/6/12 at COL
Devin Setoguchi vs. Jonathan Bernier; no goal, 3/31/12 vs. LA
Pierre-Marc Bouchard vs. Steve Mason; no goal, 1/29/13 vs. CBJ
Charlie Coyle vs. Jimmy Howard; goal, 3/22/14 vs. DET
Nino Niederreiter vs. Antti Raanta; goal, 12/16/14 at CHI
Jason Zucker vs. Corey Crawford; no goal, 1/11/15 at CHI
Zach Parise vs. Sergei Bobrovsky; no goal, 1/19/15 vs. CBJ
Jason Zucker vs. Pekka Rinne; no goal, 12/19/15 at NSH
Eric Staal vs. Semyon Varlamov; no goal, 12/20/16 vs. COL
Mikael Granlund vs. Connor Hellebuyck; no goal, 2/7/17 at WPG
Frederick Gaudreau vs. Igor Shesterkin; no goal, 1/28/22 at NYR

PENALTY SHOTS AGAINST (13-FOR-21 STOPPED)

Petr Sykora vs. Manny Fernandez; no goal, 1/21/01 vs. NJ
Ziggy Palffy vs. Manny Fernandez; no goal, 10/7/01 at LA
Brad Isbister vs. Dwayne Rolosen; no goal, 2/10/02 vs. NYI
Pavel Datsyuk vs. Dwayne Rolosen; no goal, 11/15/03 vs. DET
Ladislav Nagy vs. Dwayne Rolosen; goal, 10/8/05 at ARI
Niklas Sundstrom vs. Dwayne Rolosen; no goal, 12/17/05 vs. MTL
Paul Kariya vs. Niklas Backstrom; no goal, 11/16/06 at NSH
John Pohl vs. Manny Fernandez; goal, 12/26/06 at TOR
Mike Ribeiro vs. Niklas Backstrom; no goal, 1/7/08 at DAL
Tomas Plehal vs. Niklas Backstrom; goal, 3/9/08 vs. SJ
Corey Perry vs. Niklas Backstrom; goal, 12/12/10 at ANA
Taylor Hall vs. Niklas Backstrom; no goal, 12/22/11 at EDM
Patrik Berglund vs. Josh Harding; no goal, 2/18/12 at STL
Andrew Desjardins vs. Niklas Backstrom; no goal, 3/23/13 vs. SJ
Eric Nystrom vs. Josh Harding; goal, 10/8/13 at NSH
Olli Maata vs. Niklas Backstrom; goal, 12/9/13 at PIT
Jordie Benn vs. Darcy Kuemper; goal, 1/21/14 at DAL
Keith Yandle vs. Devan Dubnyk; no goal, 12/17/15 vs. NYR
Chandler Stephenson vs. Alex Stalock; no goal, 11/18/17 at WSH
Brendan Perlini vs. Alex Stalock; no goal, 2/2/19 vs. CHI
Logan Couture vs. Devan Dubnyk; goal, 3/1/19 vs. SJ



ALL-TIME SHUTOUTS

BY THE WILD [116]

2021-22 (3)	
2/2/22 at CHI (5-0).....	(Talbot-30 sv)
3/21/22 vs. VGG (3-0).....	(Talbot-28 sv)
4/19/22 at MTL (2-0).....	(Talbot-26 sv)

2020-21 (4)	
3/8/21 vs. VGG (2-0).....	(Kahkonen-26 sv)
3/12/21 vs. ARI (4-0).....	(Talbot-25 sv)
3/16/21 vs. ARI (3-0).....	(Kahkonen-31 sv)
3/25/21 vs. STL (2-0).....	(Talbot-37 sv)

2019-20 (6)	
10/14/19 at OTT (2-0).....	(Stalock-26 sv)
10/22/19 vs. EDM (3-0).....	(Stalock-16 sv; Dubnyk-9 sv)
12/23/19 vs. CGY (3-0).....	(Dubnyk-22 sv)
1/18/20 vs. DAL (7-0).....	(Stalock-27 sv)
2/11/20 vs. VGG (4-0).....	(Stalock-26 sv)
2/28/20 at CBJ (5-0).....	(Stalock-24 sv)

2018-19 (2)	
1/7/19 at MTL (1-0).....	(Dubnyk-32 sv)
3/7/19 at TB (3-0).....	(Dubnyk-25 sv)

2017-18 (6)	
11/9/17 at MTL (3-0).....	(Dubnyk-41 sv)
11/11/17 at PHI (1-0).....	(Dubnyk-32 sv)
11/14/17 vs. PHI (3-0).....	(Dubnyk-30 sv)
12/14/17 vs. TOR (2-0).....	(Stalock-28 sv)
2/10/18 vs. CHI (3-0).....	(Dubnyk-44 sv)
4/2/18 vs. EDM (3-0).....	(Dubnyk-22 sv)

2016-17 (5)	
10/25/16 at BOS (5-0).....	(Dubnyk-27 sv)
10/27/16 at BUF (4-0).....	(Dubnyk-38 sv)
10/29/16 vs. DAL (4-0).....	(Dubnyk-29 sv)
11/17/16 vs. BOS (1-0).....	(Dubnyk-25 sv)
12/20/16 vs. COL (2-0).....	(Dubnyk-18 sv)

2015-16 (8)	
10/24/15 vs. ANA (3-0).....	(Dubnyk-15 sv)
11/7/15 vs. TB (1-0).....	(Dubnyk-31 sv)
11/21/15 vs. NSH (4-0).....	(Dubnyk-23 sv)
12/3/15 vs. TOR (1-0).....	(Dubnyk-28 sv)
12/5/15 vs. COL (3-0).....	(Dubnyk-11 sv; Kuemper-9 sv)
12/12/15 at SJ (2-0).....	(Kuemper-25 sv)
1/21/16 at LA (3-0).....	(Kuemper-32 sv)
3/26/16 at COL (4-0).....	(Dubnyk-29 sv)

2014-15 (8)	
10/9/14 vs. COL (5-0).....	(Kuemper-16 sv)
10/11/14 at COL (3-0).....	(Kuemper-30 sv)
10/23/14 vs. ARI (2-0).....	(Kuemper-26 sv)
1/15/15 at BUF (7-0).....	(Dubnyk-18 sv)
1/29/15 at CGY (1-0).....	(Dubnyk-30 sv)
2/3/15 vs. CHI (3-0).....	(Dubnyk-24 sv)
2/7/15 vs. COL (1-0).....	(Dubnyk-18 sv)
2/20/15 at EDM (4-0).....	(Dubnyk-15 sv)

2013-14 (8)	
10/22/13 vs. NSH (2-0).....	(Harding-16 sv)
11/3/13 vs. NJ (4-0).....	(Harding-19 sv)
12/2/13 vs. PHI (2-0).....	(Harding-21 sv)
1/12/14 at NSH (4-0).....	(Kuemper-23 sv)
2/27/14 at EDM (3-0).....	(Kuemper-21 sv)
3/18/14 at NYI (6-0).....	(Bryzgalov-36 sv)
4/5/14 vs. PIT (4-0).....	(Bryzgalov-20 sv)
4/7/14 at WPG (1-0).....	(Bryzgalov-24 sv)

2012-13 (3)	
1/20/13 vs. DAL (1-0).....	(Harding-24 sv)
3/23/13 vs. SJS (2-0).....	(Backstrom-33 sv)
4/7/13 at CBJ (3-0).....	(Backstrom-24 sv)

2011-12 (6)	
10/29/11 vs. DET (1-0).....	(Harding-36 sv)
11/8/11 at CGY (3-0).....	(Backstrom-41 sv)
11/17/11 vs. COL (1-0).....	(Backstrom-27 sv)
2/2/12 at COL (1-0).....	(Backstrom-37 sv)
2/9/12 vs. BOS (2-0).....	(Backstrom-48 sv)
3/19/12 vs. VAN (2-0).....	(Harding-33 sv)

2010-11 (5)	
11/2/10 vs. SJ (1-0).....	(Backstrom-36 sv)
1/8/11 at PIT (4-0).....	(Theodore-26 sv)
1/16/11 vs. VAN (4-0).....	(Khudobin-32 sv)
1/19/11 at CGY (6-0).....	(Backstrom-37 sv)
2/1/11 vs. LA (1-0, SO).....	(Backstrom-27 sv)

2009-10 (3)	
12/9/09 at COL (1-0).....	(Backstrom-22 sv)
1/28/10 at COL (1-0).....	(Harding-29 sv)
3/3/10 at CGY (4-0).....	(Backstrom-29 sv)

2008-09 (8)	
10/18/08 at TB (1-0, SO).....	(Backstrom-32 sv)
11/13/08 vs. ARI (4-0).....	(Backstrom-24 sv)
12/3/08 vs. STL (4-0).....	(Backstrom-22 sv)
1/4/09 at COL (2-0).....	(Backstrom-33 sv)
1/6/09 at BOS (1-0).....	(Backstrom-28 sv)
2/4/09 vs. ANA (3-0).....	(Backstrom-34 sv)
3/22/09 vs. EDM (3-0).....	(Backstrom-31 sv)
4/3/09 vs. CGY (4-0).....	(Backstrom-27 sv)

2007-08 (5)	
10/4/07 vs. CHI (1-0).....	(Backstrom-27 sv)
10/10/07 vs. EDM (2-0).....	(Backstrom-21 sv)
10/14/07 at ANA (2-0).....	(Harding-37 sv)
3/15/08 vs. LA (2-0).....	(Backstrom-24 sv)
3/28/08 vs. VAN (4-0).....	(Backstrom-28 sv)

2006-07 (8)	
10/14/06 vs. CBJ (5-0).....	(Fernandez-24 sv)
11/24/06 vs. ARI (4-0).....	(Backstrom-28 sv)
01/19/07 at CHI (3-0).....	(Fernandez-24 sv)
02/3/07 at ARI (1-0).....	(Backstrom-29 sv)
03/1/07 at EDM (5-0).....	(Harding-30 sv)
03/27/07 vs. CGY (0-1).....	(Backstrom-24 sv)
04/3/07 vs. EDM (3-0).....	(Backstrom-25 sv)
04/5/07 vs. EDM (3-0).....	(Backstrom-22 sv)

2005-06 (3)	
10/12/05 vs. VAN (6-0).....	(Roloson-33 sv)
12/8/05 at PIT (5-0).....	(Fernandez-22 sv)
04/11/06 vs. CHI (2-0).....	(Harding-27 sv)

2003-04 (7)	
11/7/03 at CGY (3-0).....	(Roloson-34 sv)
11/11/03 vs. VAN (1-0).....	(Roloson-29 sv)
12/3/03 vs. EDM (1-0).....	(Fernandez-34 sv)
2/2/04 vs. STL (4-0).....	(Roloson-24 sv)
2/13/04 vs. EDM (3-0).....	(Roloson-28 sv)
3/18/04 at BOS (2-0).....	(Fernandez-31 sv)
4/4/04 vs. STL (3-0).....	(Roloson-24 sv)

2002-03 (6)	
11/16/02 vs. WSH (1-0).....	(Roloson-17 sv)
2/10/03 at PHI (1-0).....	(Fernandez-30 sv)
2/12/03 vs. PHI (2-0).....	(Roloson-31 sv)
2/25/03 at OTT (3-0).....	(Roloson-28 sv)
3/23/03 vs. DET (4-0).....	(Roloson-33 sv)
3/31/03 vs. CGY (3-0).....	(Fernandez-26 sv)

2001-02 (6)	
10/6/01 at SJ (0-0).....	(Roloson-36 sv)
11/21/01 at SJ (2-0).....	(Fernandez-22 sv)
11/29/01 vs. FLA (6-0).....	(Roloson-29 sv)
1/2/02 vs. TB (2-0).....	(Roloson-36 sv)
3/7/02 at STL (3-0).....	(Roloson-28 sv)
3/10/02 vs. CBJ (5-0).....	(Roloson-14 sv)

2000-01 (6)	
10/22/00 vs. FLA (0-0).....	(McLennan-24 sv)
11/24/00 vs. CHI (2-0).....	(Fernandez-27 sv)
12/17/00 vs. DAL (6-0).....	(Fernandez-24 sv)
1/10/01 vs. WSH (3-0).....	(Fernandez-17 sv)
1/24/01 at ANA (5-0).....	(Fernandez-20 sv)
3/21/01 vs. NSH (0-0).....	(McLennan-27 sv)

ALL-TIME SHUTOUTS



BY THE OPPONENT [119]

2021-22 (1)	
2/8/22 at WPG (0-2).....	(Hellebuyck-27 sv)

2020-21 (4)	
1/18/21 at ANA (0-1).....	(Gibson-34 sv)
2/16/21 at LA (0-4).....	(Quick-28 sv)
3/20/21 at COL (0-6).....	(Grubauer-31 sv)
5/12/21 at STL (0-4).....	(Husso-31 sv)

2019-20 (4)	
10/17/19 at MTL (0-4).....	(Price-17 sv)
10/24/19 at NSH (0-4).....	(Rinne-26 sv)
12/21/19 vs. WPG (0-6).....	(Hellebuyck-31 sv)
2/15/20 vs. SJ (0-2).....	(Jones-39 sv)

2018-19 (11)	
12/6/18 at CGY (0-2).....	(Smith-31 sv)
12/18/18 vs. SJ (0-4).....	(Jones-26 sv)
1/8/19 at BOS (0-4).....	(Rask-24 sv)
1/17/19 vs. ANA (0-3).....	(Gibson-37 sv)
2/17/19 vs. STL (0-4).....	(Binnington-31 sv)
2/19/19 vs. ANA (0-4).....	(Miller-31 sv)
3/11/19 vs. SJ (0-3).....	(Jones-24 sv)
3/25/19 vs. NSH (0-1).....	(Saros-29 sv)
3/31/19 at ARI (0-4).....	(Kuemper-39 sv)
4/4/19 vs. BOS (0-3).....	(Halak-26 sv)
4/6/19 at DAL (0-3).....	(Bishop-24 sv)

2017-18 (4)	
10/24/17 vs. VAN (0-1).....	(Nilsson-29 sv)
11/4/17 vs. CHI (0-2).....	(Crawford-24 sv)
12/23/17 at TB (0-3).....	(Vasilevskiy-22 sv)
12/30/17 at NSH (0-3).....	(Juuse Saros-29 sv)

2016-17 (5)	
11/5/16 at COL (0-1).....	(Pickard-32 sv)
11/5/16 vs. CGY (0-1).....	(Johnson-27 sv)
2/14/17 vs. ANA (0-1).....	(Gibson-37 sv)
3/2/17 at COL (0-1).....	(Bobrovsky-38 sv)
4/1/17 at NSH (0-3).....	(Rinne-31 sv)

2015-16 (3)	
1/15/16 vs. WPG (0-1).....	(Hellebuyck-24 sv)
1/16/16 at NSH (0-3).....	(Hutton-29 sv)
4/5/16 vs. SJ (0-3).....	(Reimer-29 sv)

2014-15 (3)	
11/6/14 at OTT (0-3).....	(Anderson-35 sv)
11/26/14 vs. LA (0-4).....	(Jones-28 sv)
4/6/15 vs. WPG (0-2).....	(Pavelec-32 sv)

2013-14 (4)	
11/25/13 at STL (0-3).....	(Halak-22 sv)
12/6/13 at CBJ (0-4).....	(McElhinney-20 sv)
1/14/14 vs. OTT (0-3).....	(Lehner-27 sv)
1/21/14 at DAL (0-4).....	(Lehtonen-18 sv)

2012-13 (3)	
4/4/13 at LA (0-3).....	(Bernier-23 sv)
4/9/13 vs. CHI (0-1).....	(Emery-20 sv)
4/11/13 vs. STL (0-2).....	(Elliott- 23 sv)

2011-12 (8)	
12/19/11 at VAN (0-4).....	(Luongo-33 sv)
1/4/12 at VAN (0-3).....	(Luongo-28 sv)
2/18/12 at STL (0-4).....	(Elliott-13 sv)
2/28/12 vs. LA (0-4).....	(Bernier-26 sv)
3/2/12 at DET (0-6).....	(Howard-19 sv)
3/4/12 vs. COL (0-2).....	(Varlamov-30 sv)
3/13/12 vs. DAL (0-1).....	(Lehtonen-25 sv)
3/25/12 at WSH (0-3).....	(Holty-28 sv)

2010-11 (8)	
11/29/10 at CGY (0-3).....	(Kiprusoff-32 sv)
1/9/11 vs. DAL (0-4).....	(Raycroft-26 sv)
2/1/11 vs. LA (0-1).....	(Bernier-25 sv)
2/5/11 at ARI (0-1).....	(Bryzgalov-25 sv)
3/10/11 at NSH (0-4).....	(Rinne-19 sv)
3/11/11 at DAL (0-4).....	(Lehtonen-14 sv)
3/22/11 vs. TOR (0-3).....	(Reimer-29 sv)
4/7/11 at VAN (0-5).....	(Luongo-29 sv)

2009-10 (4)	
12/7/09 at ARI (0-2).....	(Bryzgalov-28 sv)
1/14/10 at STL (0-1).....	(Mason-19 sv)
3/18/10 at NSH (0-5).....	(Rinne-17 sv)
3/31/10 vs. TOR (0-3).....	(Niemi-21 sv)

2008-09 (6)	
10/18/08 at TB (0-1).....	(Smith-21 sv)
11/8/08 at VAN (0-2).....	(Luongo-29 sv)
12/6/08 at NSH (0-1).....	(Rinne-32 sv)
1/17/09 vs. ANA (0-3).....	(Hiller-30 sv)
2/6/09 vs. NSH (0-2).....	(Dan Ellis-22 sv)
3/20/09 at NJ (0-4).....	(Brodeur-35 sv)

2007-08 (4)	
11/23/07 vs. CBJ (0-4).....	(Leclaire-32 sv)
12/7/07 at DET (0-5).....	(Hasek-19 sv)
2/7/08 vs. DAL (0-1).....	(Smith-25 sv)
2/20/08 at CHI (0-3).....	(Khabibulin-38 sv)

2006-07 (4)	
12/1/06 vs. DET (0-3).....	(Hasek-20 sv)
01/9/07 at CGY (0-3).....	(Kiprusoff-26 sv)
03/6/07 vs. SJ (0-3).....	(Nabokov-26 sv)
03/27/07 vs. CGY (0-1).....	(Kiprusoff-38 sv)

2005-06 (1)	
11/1/05 at CGY (0-3).....	(Kiprusoff-23 sv)

2003-04 (9)	
10/8/03 at CHI (0-1).....	(Thibault-33 sv)
11/13/03 vs. EDM (0-2).....	(Conklin-22 sv)
12/11/03 vs. TOR (0-1).....	(Belfour-28 sv)
1/9/04 vs. ARI (0-2).....	(Boucher-21 sv)
1/19/04 at NSH (0-2).....	(Vokoun-26 sv)
1/24/04 at SJ (0-4).....	(Nabokov-24 sv)
2/26/04 at NSH (0-4).....	(Vokoun-27 sv)
3/4/04 at ANA (0-2).....	(Giguere-28 sv)
3/24/04 at CBJ (0-2).....	(Denis-20 sv)



INDIVIDUAL MILESTONES

FIVE GOALS IN A GAME (1)

Marian Gaborik 12/20/07 vs. NYR

THREE GOALS IN A GAME (33)

Antti Laaksonen 11/26/00 vs. VAN
 Marian Gaborik 11/13/01 vs. ATL
 Marian Gaborik 3/10/02 vs. CBJ
 Marian Gaborik 11/4/02 at LA
 Marian Gaborik 11/23/02 vs. NSH
 Marian Gaborik 12/7/02 at VAN
 Marian Gaborik 2/17/04 at NJ
 Marian Gaborik 3/16/04 vs. OTT
 Marc Chouinard 10/5/05 vs. CGY
 Brian Rolston 11/5/05 at SJ
 Marian Gaborik 4/9/06 at COL
 Mark Parrish 12/9/06 vs. CH
 Marian Gaborik 12/20/07 vs. NYR
 Chuck Kobasew 11/27/09 vs. COL
 Guillaume Latendresse 1/16/10 at ARI
 Ryan Suter 1/4/14 vs. WSH
 Justin Fontaine 1/9/14 at ARI
 Nino Niederreiter 11/13/14 vs. BUF
 Zach Parise 10/8/15 at COL
 Zach Parise 1/5/16 at CBJ
 Zach Parise 3/24/16 vs. CGY
 Mikael Granlund 2/4/17 at VAN
 Jason Zucker 11/9/17 at MTL
 Mikael Granlund 12/29/17 vs. NSH
 Nino Niederreiter 1/4/18 vs. BUF
 Eric Staal 2/27/18 vs. STL
 Jason Zucker 3/7/19 at TB
 Jared Spurgeon 2/21/20 at EDM
 Kirill Kaprizov 3/12/21 vs. ARI
 Kevin Fiala 4/7/21 vs. COL
 Joel Eriksson Ek 10/19/21 vs. WPG
 Rem Pitlick 11/13/21 at SEA
 Matt Boldy 2/14/22 at BOS

FIVE ASSISTS IN A GAME (1)

Kevin Fiala 4/22/22 vs. SEA

FOUR ASSISTS IN A GAME (7)

Marian Gaborik 10/26/02 at ARI
 Andrew Brunette 3/10/02 vs. CBJ
 Pascal Dupuis 3/25/04 at CHI
 Eric Belanger 11/15/07 at EDM
 Mikko Koivu 10/16/08 at FLA
 Mikko Koivu 1/2/11 vs. ARI
 Jason Zucker 2/27/18 vs. STL

SIX POINTS IN A GAME (2)

Marian Gaborik (2g-4a) 10/26/02 at ARI
 Marian Gaborik (5g-1a) 12/20/07 vs. NYR

FIVE POINTS IN A GAME (5)

Marian Gaborik (3g-2a) 3/16/04 vs. OTT
 Mikko Koivu (1g-4a) 10/16/08 at FLA
 Eric Staal (3g-2a=5) 2/27/18 vs. STL
 Jason Zucker (1g-4a=5) 2/27/18 vs. STL
 Kevin Fiala (5a) 4/22/22 vs. SEA

FOUR POINTS IN A GAME (38)

Scott Pellerin (1g-3a) 10/18/00 vs. TB
 Antti Laaksonen (3g-1a) 11/26/00 vs. VAN
 Andrew Brunette (2g-2a) 1/8/01 at BOS
 Marian Gaborik (3g-1a) 3/10/02 vs. CBJ
 Andrew Brunette (0g-4a) 3/10/02 vs. CBJ
 Marian Gaborik (1g-3a) 1/16/03 vs. VAN
 Pascal Dupuis (0g-4a) 3/25/04 at CHI
 Brian Rolston (2g-2a) 12/17/05 vs. MTL
 Wes Walz (2g-2a) 2/4/06 at ARI
 Pierre-Marc Bouchard (2g-2a) 2/10/06 at EDM
 Brian Rolston (2g-2a) 3/12/06 vs. EDM
 Pierre-Marc Bouchard (1g-3a) 3/12/06 vs. EDM
 Marian Gaborik (3g-1a) 4/9/06 at COL
 Pierre-Marc Bouchard (2g-2a) 1/2/07 vs. ATL
 Eric Belanger (0g-4a) 11/15/07 at EDM
 Pierre-Marc Bouchard (2g-2a) 1/21/08 at VAN
 Marian Gaborik (2g-2a) 3/25/09 at NYI
 Guillaume Latendresse (1g-3a) 1/11/10 vs. PIT
 Mikko Koivu (0g-4a) 1/2/11 vs. ARI
 Zach Parise (2g-2a) 1/30/14 at COL
 Mikko Koivu (1g-3a) 12/15/15 vs. VAN
 Thomas Vanek (1g-3a) 12/15/15 vs. VAN
 Zach Parise (3g-1a) 3/24/16 vs. CGY
 Charlie Coyle (1g-3a) 12/23/16 at NYR
 Mikael Granlund (3g-1a) 2/4/17 at VAN
 Jason Pominville (2g-2a) 2/7/17 at WPG
 Mikael Granlund (2g-2a) 2/23/18 at NYR
 Eric Staal (2g-2a) 2/23/18 at NYR
 Mikael Granlund (2g-2a) 2/27/18 vs. STL
Matt Dumba (1g-3a=4) 3/29/18 vs. DAL
Mats Zuccarello (1g-3a) 2/22/21 at SJ
 Kevin Fiala (3g-1a) 4/7/21 vs. COL
Mats Zuccarello (1g-2a) 10/19/21 vs. WPG
Kirill Kaprizov (1g-3a) 11/18/21 vs. DAL
Kirill Kaprizov (1g-3a) 11/22/21 vs. WPG
 Kevin Fiala (1g-3a) 2/14/22 vs. DET
Kirill Kaprizov (1g-3a) 4/22/22 vs. SEA

40-GOAL SEASONS (3)

Kirill Kaprizov (47) 2021-22
 Marian Gaborik (42) 2007-08
 Eric Staal (42) 2017-18

30-GOAL SEASONS (12)

Marian Gaborik (38) 2005-06
 Brian Rolston (34) 2005-06
Ryan Hartman (34) 2021-22
 Kevin Fiala (33) 2021-22
 Zach Parise (33) 2014-15
 Jason Zucker (33) 2017-18
 Brian Rolston (31) 2006-07
 Marian Gaborik (30) 2001-02
 Marian Gaborik (30) 2002-03
 Marian Gaborik (30) 2006-07
 Brian Rolston (30) 2007-08
 Jason Pominville (30) 2013-14

20-GOAL SEASONS (38)

Zach Parise (29) 2013-14
 Eric Staal (28) 2016-17
 Zach Parise (28) 2018-19
Kirill Kaprizov (27) 2020-21
 Mikael Granlund (26) 2016-17
Joel Eriksson Ek (26) 2021-22
 Pavol Demitra (25) 2006-07
 Owen Nolan (25) 2008-09
 Andrew Brunette (25) 2009-10
 Guillaume Latendresse (25) 2009-10
 Zach Parise (25) 2015-16
 Nino Niederreiter (25) 2016-17
 Zach Parise (25) 2019-20
 Dany Heatley (24) 2011-12
 Nino Niederreiter (24) 2014-15
Mats Zuccarello (24) 2021-22
 Kevin Fiala (23) 2019-20
Marcus Foligno (23) 2021-22
 Andrew Brunette (22) 2008-09
 Mikko Koivu (22) 2009-10
 Martin Havlat (22) 2010-11
 Kyle Brodziak (22) 2011-12
 Jason Zucker (22) 2016-17
 Eric Staal (22) 2018-19
 Andrew Brunette (21) 2001-02
 Thomas Vanek (21) 2014-15
 Jason Zucker (21) 2014-15
 Charlie Coyle (21) 2015-16
 Mikael Granlund (21) 2017-18
 Jason Zucker (21) 2018-19
 Pascal Dupuis (20) 2002-03
 Alexandre Daigle (20) 2003-04
 Pierre-Marc Bouchard (20) 2006-07
 Mikko Koivu (20) 2006-07
 Mikko Koivu (20) 2008-09
 Antti Miettinen (20) 2009-10
 Nino Niederreiter (20) 2015-16
 Kevin Fiala (20) 2020-21

60-ASSIST SEASON (1)

Kirill Kaprizov (61) 2021-22

50-ASSIST SEASONS (3)

Mats Zuccarello (55) 2021-22
 Kevin Fiala (52) 2021-22
 Pierre-Marc Bouchard (50) 2007-08

40-ASSIST SEASONS (16)

Mikko Koivu (49) 2009-10
 Andrew Brunette (48) 2001-02
 Mikko Koivu (47) 2008-09
 Mikael Granlund (46) 2017-18
 Brian Rolston (45) 2005-06
 Mikko Koivu (45) 2010-11
 Ryan Suter (45) 2017-18
 Mikko Koivu (43) 2013-14
 Ryan Suter (43) 2015-16
 Mikael Granlund (43) 2016-17
 Pierre-Marc Bouchard (42) 2005-06
 Marian Gaborik (41) 2007-08

Martin Havlat (40) 2010-11
 Mikko Koivu (40) 2016-17
 Ryan Suter (40) 2018-19
 Ryan Suter (40) 2019-20

100-POINT SEASON (1)

Kirill Kaprizov (108) 2021-22

80-POINT SEASONS (2)

Marian Gaborik (83) 2007-08
 Kevin Fiala (85) 2021-22

70-POINT SEASONS (4)

Brian Rolston (79) 2005-06
Mats Zuccarello (79) 2021-22
 Eric Staal (76) 2017-18
 Mikko Koivu (71) 2009-10

60-POINT SEASONS (19)

Andrew Brunette (69) 2001-02
 Mikael Granlund (69) 2016-17
 Marian Gaborik (67) 2001-02
 Mikael Granlund (67) 2017-18
 Mikko Koivu (67) 2008-09
 Marian Gaborik (66) 2005-06
 Marian Gaborik (65) 2002-03
 Eric Staal (65) 2016-17
Ryan Hartman (65) 2021-22
 Pavol Demitra (64) 2006-07
 Brian Rolston (64) 2006-07
 Jason Zucker (64) 2017-18
 Pierre-Marc Bouchard (63) 2007-08
 Martin Havlat (62) 2010-11
 Mikko Koivu (62) 2010-11
 Zach Parise (62) 2014-15
 Andrew Brunette (61) 2009-10
 Zach Parise (61) 2018-19
 Jason Pominville (60) 2013-14

45+ SAVES IN A GAME (11)

Dwayne Rolson (53) 11/8/01 at BOS
 Dwayne Rolson (52) 10/28/05 at CBJ
 Devan Dubnyk (52) 10/13/18 vs. CAR
 Cam Talbot (50) 3/18/21 at COL
 Niklas Backstrom (48) 2/19/12 vs. BOS
 Niklas Backstrom (47) 12/22/07 vs. DET
 Niklas Backstrom (47) 3/7/11 vs. SJ
 Josh Harding (47) 1/14/12 at STL
 Niklas Backstrom (46) 12/27/07 at ARI
 Niklas Backstrom (46) 11/4/08 at SJ
 Jose Theodore (46) 2/25/11 at ANA

40-WIN SEASONS (1)

Devan Dubnyk (40) 2016-17

30-WIN SEASONS (7)

Niklas Backstrom (37) 2008-09
 Devan Dubnyk (35) 2017-18
 Niklas Backstrom (33) 2007-08
 Devan Dubnyk (32) 2015-16
 Cam Talbot (32) 2021-22
 Devan Dubnyk (31) 2018-19
 Manny Fernandez (30) 2005-06



ALL-TIME AWARDS & ACCOLADES

JACK ADAMS TROPHY

Selected by the National Hockey League Broadcasters' Association, awarded annually to the NHL coach judged to have contributed the most to his team's success.

- **Dean Evason (2021, Finalist)**
- Jacques Lemaire (2003)

LADY BYNG

MEMORIAL TROPHY

Selected by the Professional Hockey Writers' Association, awarded annually to the NHL player adjudged to have exhibited the best type of sportsmanship and gentlemanly conduct combined with a high standard of playing ability.

- **Jared Spurgeon (2022, Finalist)**
- **Jared Spurgeon (2021, Finalist)**
- Mikael Granlund (2017, Finalist)

CALDER MEMORIAL TROPHY

Selected by the Professional Hockey Writers' Association, awarded annually to the player selected as the most proficient in his first year of competition.

- **Kirill Kaprizov (2021)**

KING CLANCY

MEMORIAL TROPHY

Selected by a committee of senior NHL executives, awarded to the NHL player who best exemplifies leadership qualities on and off the ice and has made a noteworthy humanitarian contribution in his community.

- **Matt Dumba (2020)**
- Jason Zucker (2019)
- Jason Zucker (2018, Finalist)

BILL MASTERTON

MEMORIAL TROPHY

Selected by the Professional Hockey Writers' Association, awarded annually to the NHL player who best exemplifies the qualities of perseverance, sportsmanship, and dedication to ice hockey.

- **Matt Dumba (2021, Finalist)**
- Devan Dubnyk (2015)
- Josh Harding (2013)

JAMES NORRIS

MEMORIAL TROPHY

Selected by the Professional Hockey Writers' Association, awarded to the NHL defenseman who demonstrates throughout the season the greatest all-round ability in the position.

- Ryan Suter (2013, Finalist)

LESTER PATRICK TROPHY

Presented by the NHL and USA Hockey since 1966 to honor a recipient's contribution to ice hockey in the U.S.

- Bob Naegele, Jr. (2008)

FRANK J. SELKE TROPHY

Selected by the Professional Hockey Writers' Association, awarded annually to the NHL forward who demonstrates the most skill in the defensive component of the game.

- Mikko Koivu (2017, Finalist)
- Wes Walz (2003, Finalist)

VEZINA TROPHY

Selected by NHL General Managers, awarded annually to the NHL goaltender judged to be the best at the position.

- Devan Dubnyk (2015, Finalist)
- Niklas Backstrom (2009, Finalist)

WILLIAM M. JENNINGS AWARD

The NHL goaltender(s) having played a minimum of 25 games for the team with the fewest goals scored against it.

- Niklas Backstrom & Manny Fernandez (2007)

MBNA ROGER CROZIER SAVING GRACE AWARD

The goaltender having played a minimum of 25 games with the NHL's best save percentage.

- Niklas Backstrom (2007)
- Dwayne Roloson (2004)

NHL FIRST ALL-STAR TEAM

- Ryan Suter (2013)

NHL SECOND ALL-STAR TEAM

- Devan Dubnyk (2015)

NHL ALL-ROOKIE TEAM

- **Jonas Brodin (2013)**

NHL ALL-STARS

- Kirill Kaprizov (2022)
- Cam Talbot (2022)
- Eric Staal (2020)
- Devan Dubnyk (2019)
- Eric Staal (2018)
- Head Coach Bruce Boudreau (2017)
- Devan Dubnyk (2017)
- Ryan Suter (2017)
- Devan Dubnyk (2016)
- Ryan Suter (2015)
- Mikko Koivu (2012) - Did not play due to injury
- Brent Burns (2011)
- Martin Havlat (2011)
- Niklas Backstrom (2009)
- Marian Gaborik (2008)
- Brian Rolston (2007)
- Filip Kubla (2004)
- Dwayne Roloson (2004)
- Marian Gaborik (2003)

NHL ALL-STAR AWARDS

- Marian Gaborik (2003 - Fastest Skater)
- Marian Gaborik (2003 - Second Star)

NHL YOUNGSTARS

- Nick Johnson (2012)
- Pierre-Marc Bouchard (2004)
- Nick Schultz (2003)
- Marian Gaborik (2002)

OLYMPIANS

2014

- Mikael Granlund; Finland (bronze)
- Mikko Koivu; Finland - Did not play due to injury
- Nino Niederreiter; Switzerland
- Zach Parise; USA
- Ryan Suter; USA

2010

- Niklas Backstrom; Finland (bronze)
- Martin Havlat; Czech Republic
- Mikko Koivu; Finland (bronze)
- Antti Miettinen; Finland (bronze)
- Marek Zidlicky; Czech Republic

2006

- Marian Gaborik; Slovakia
- Mikko Koivu; Finland (silver)
- Filip Kubla; Czech Republic (bronze)
- Brian Rolston; USA
- Daniel Tjarnqvist; Sweden (gold)

NHL PLAYERS OF THE MONTH

- Eric Staal (First Star - February 2018)
- Devan Dubnyk (Third Star - December 2016)
- Devan Dubnyk (Second Star - March 2016)
- Devan Dubnyk (Third Star - March 2015)
- Devan Dubnyk (First Star - February 2015)
- Josh Harding (Third Star - November 2013)

NHL PLAYERS OF THE WEEK

- Manny Fernandez (12/26/05)
- Dwayne Roloson (12/15/03)
- Marian Gaborik (3/4/02)
- Marian Gaborik (10/21/02)

NHL THREE STARS OF THE WEEK

- Kevin Fiala (Second Star - 4/25/22)
- Kevin Fiala (Second Star - 4/18/22)
- Cam Talbot (First Star - 3/28/22)
- **Kirill Kaprizov (Second Star - 5/10/21)**
- Cam Talbot (Second Star - 4/26/21)
- **Mats Zuccarello (Third Star - 3/1/21)**
- **Kirill Kaprizov (First Star - 1/18/21)**
- Kevin Fiala (First Star - 3/2/20)
- Devan Dubnyk (Third Star - 1/28/19)
- Eric Staal (First Star - 2/26/17)
- Devan Dubnyk (Third Star - 2/12/17)
- Jason Zucker (First Star - 11/13/17)
- Jason Pominville (First Star - 2/13/17)
- Mikael Granlund (Second Star - 2/6/17)
- Eric Staal (Third Star - 12/19/16)
- Devan Dubnyk (Second Star - 10/31/16)
- Zach Parise (First Star - 3/28/16)
- Erik Haula (Second Star - 2/22/16)
- Mikko Koivu (Third Star - 12/21/15)
- Devan Dubnyk (First Star - 3/30/15)
- Devan Dubnyk (First Star - 2/9/15)
- Devan Dubnyk (Third Star - 2/2/15)
- Zach Parise (Third Star - 1/26/15)
- Ryan Suter (Second Star - 12/15/14)
- Darcy Kuemper (Second Star - 10/13/14)
- Darcy Kuemper (Third Star - 3/3/14)
- Zach Parise (First Star - 2/3/14)
- Ryan Suter (Third Star - 1/6/14)
- Josh Harding (Third Star - 11/18/13)
- Jason Pominville (First Star - 11/4/13)
- Niklas Backstrom (Second Star - 3/25/13)
- Niklas Backstrom (Third Star - 3/4/13)
- Matt Hackett (Second Star - 12/12/11)
- Josh Harding (First Star - 11/7/11)
- Jose Theodore (Third Star - 1/10/11)
- Guillaume Latendresse (Third Star - 1/18/10)
- Niklas Backstrom (Second Star - 10/20/08)
- Marian Gaborik (First Star - 1/13/08)
- Marian Gaborik (First Star - 12/23/07)
- Niklas Backstrom (Third Star - 12/3/07)
- Niklas Backstrom (First Star - 12/19/06)

ALL-TIME LEADERS vs. WILD



CAREER VS. WILD

GAMES

86	Henrik Sedin
84	Jarome Iginla
82	Daniel Sedin
73	Patrick Marleau
69	Shawn Horcoff

GOALS

39	Jarome Iginla
26	Ryan Kesler
24	Patrick Kane
	Patrick Marleau
	Milan Hejduk
22	Daniel Sedin

ASSISTS

57	Henrik Sedin
44	Daniel Sedin
34	Anze Kopitar
	Jonathan Toews
33	Jarome Iginla
	Ryan Getzlaf

POINTS

72	Jarome Iginla
70	Henrik Sedin
66	Daniel Sedin
50	Milan Hejduk
	Jonathan Toews
51	Patrick Kane

PLUS/MINUS

21	Dan Hamhuis
	Robyn Regehr
18	Nicklas Lidstrom
17	Daymond Langkow
	Joe Thornton

PENALTY MINUTES

105	Cody McLeod
104	Jody Shelley
102	Alexandre Burrows
100	Darcy Hordichuk
85	David Backes

POWER-PLAY GOALS

13	Milan Hejduk
12	Jarome Iginla
9	Patrick Marleau
8	Patrick Kane
	Ryan Kesler

GAME-WINNING GOALS

10	Jarome Iginla
7	Joe Sakic
6	Loui Eriksson
5	Four Players Tied

SHORT-HANDED GOALS

3	Marian Hossa
	Ryan Kesler
	Todd Marchant
2	13 Players Tied

GAMES

50	Miikka Kiprusoff
42	Roberto Luongo
37	Pekka Rinne
34	Jonathan Quick

SEASON VS. WILD

GAMES

8	Several Players Tied
---	----------------------

GOALS

7	Ryan Kesler	2010-11
6	Jarome Iginla	2005-06
	Jarome Iginla	2006-07
	Jarome Iginla	2007-08
	Ryan Johansen	2021-22
	Ryan O'Reilly	2020-21
	Joe Sakic	2000-01

ASSISTS

11	Nathan MacKinnon	2020-21
9	Henrik Sedin	2007-08
8	Roman Josi	2021-22
	David Perron	2020-21
	Henrik Sedin	2008-09
	Mark Stone	2020-21

POINTS

14	Nathan MacKinnon	2020-21
12	Roman Josi	2021-22
	David Perron	2020-21
11	Filip Forsberg	2021-22
	Jarome Iginla	2007-08
	Mikko Rantanen	2020-21

PLUS/MINUS

11	Robyn Regehr	2006-07
9	Dustin Byfuglien	2015-16
8	Harold Druken	2000-01
	J.P. Dumont	2006-07
	John-Michael Liles	2003-04
	Ryan O'Reilly	2020-21
	Brett Pesce	2018-19

PENALTY MINUTES

54	Alex Burrows	2007-08
39	Robyn Regehr	2002-03
37	Theo Peckham	2010-11
	Jody Shelley	2003-04
36	Darcy Hordichuk	2009-10

POWER-PLAY GOALS

4	Ryan Johansen	2021-22
3	Several Players Tied	

GAME-WINNING GOALS

4	Joe Sakic	2000-01
2	Several Players Tied	

SHORT-HANDED GOALS

2	Jarret Stoll	2007-08
1	Several Players Tied	

SINGLE GAME VS. WILD

GOALS

4	Dustin Brown	4/5/18
3	33 Players Tied	

ASSISTS

5	Aleksander Barkov	3/8/19
	Mark Stone	3/1/21

4	Several Players Tied	
---	----------------------	--

POINTS

5	Sebastian Aho	12/7/19
	Aleksander Barkov	3/8/19
	Nathan MacKinnon	3/2/18
	Corey Perry	12/12/10
	Mark Stone	3/1/21
	Jonathan Toews	2/21/17
	Doug Weight	11/12/00

PLUS/MINUS

5	12 Players Tied	
---	-----------------	--

PENALTY MINUTES

27	Lawson Crouse	3/16/21
	Jody Shelley	3/24/04
25	Theo Peckham	4/8/11
24	Robyn Regehr	3/31/03
	Jeremy Stevenson	3/21/01

POWER-PLAY GOALS

3	Alex Ovechkin	3/28/17
---	---------------	---------

SHORT-HANDED GOALS

1	Several players tied	
---	----------------------	--

SHOTS ON GOAL

12	Bill Guerin	11/8/01
	Patrick Kane	1/15/17
	Richard Zednik	12/10/01
11	Derian Hatcher	11/27/02
	Craig Smith	12/29/17

TIME ON ICE

35:12	Erik Karlsson	3/3/15
34:00	Scott Niedermayer	12/31/06
33:58	Brian Pothier	10/12/06
33:45	Jay Bouwmeester	12/3/10
33:39	Toby Enstrom	3/7/08
33:13	Boris Mironov	10/29/00



RECORD BOOK

TEAM RECORDS

STREAKS

LONGEST WINNING STREAK, SEASON

12 - 12/4-12/29/16

At Home:

11 - 1/31-3/25/21

On Road:

12 - 2/18-4/9/15

LONGEST POINTS STREAK, SEASON

13 - (12-0-1) 12/2-12/29/16

At Home:

13 - 2x, last, (12-0-1), 3/16-4/22/22

On Road:

14 - (12-0-2) 12/2/16-1/31/17

LONGEST WINLESS STREAK, SEASON

12 - (0-9-3) 3/11-4/4/01

At Home:

8 - (0-5-3) 2/26-3/28/01

On Road:

12 - (0-4-8) 12/18/03-1/31/04

LONGEST LOSING STREAK, SEASON

8 - 1/23-2/13/16

At Home:

8 - 1/7-2/13/16

On Road:

8 - 10/3-10/26/09

LONGEST SHUTOUT STREAK, SEASON

184:59 - 10/23-11/1/16

At Home:

157:40 - 3/29-4/7/07

On Road:

172:06 - 10/23-11/5/16

MOST CONSECUTIVE GAMES WITHOUT BEING SHUT OUT

93 - 11/2/05-11/29/06

At Home:

72 - 1/12/04-11/29/06

On Road:

54 - 11/2/05-12/27/06

LONGEST SCORELESS STREAK, SEASON

180:07 - 1/28-2/10/02

At Home:

180:07 - 1/28-2/10/02

On Road:

168:48 - 3/3-3/14/01

POINTS

MOST POINTS, SEASON

113 - 2021-22 (53-22-7)

At Home:

64 - 2021-22 (31-8-2)

On Road:

50 - (2x), last, 2016-17 (22-13-6)

FEWEST POINTS, SEASON

68 - 2000-01 (25-39-18)

At Home:

39 - 2018-19 (16-18-7)

On Road:

26 - 2000-01 (11-26-4)

WINS

MOST WINS, SEASON

53 - 2021-22

At Home:

31 - 2021-22

On Road:

24 - 2014-15

FEWEST WINS, SEASON (Full Seasons Only)

25 - 2000-01

At Home:

14 - 2x, last, 2001-02

On Road:

11 - 2x, last, 2003-04

FEWEST GAMES TO 10 WINS, SEASON

12 - 2006-07 (11/2/06)

FEWEST GAMES TO 20 WINS, SEASON

30 - 2011-12 (12/10/11)

FEWEST GAMES TO 30 WINS, SEASON

44 - 2021-22 (2/14/22)

FEWEST GAMES TO 40 WINS, SEASON

60 - 2016-17 (2/27/17)

LOSSES

MOST LOSSES, SEASON

39 - 2000-01

At Home:

18 - 2018-19

On Road:

26 - 2000-01

FEWEST LOSSES, SEASON (Full Seasons Only)

22 - 2021-22

At Home:

6 - 2017-18

On Road:

13 - 2016-17

SHOOTOUTS

MOST SHOOTOUT APPEARANCES, SEASON

20 - 2011-12

At Home:

11 - 2006-07

On Road:

11 - 2011-12

MOST SHOOTOUT WINS, SEASON

11 - 2011-12

At Home:

7 - 2006-07

On Road:

5 - 2x, last, 2013-14

MOST SHOOTOUT LOSSES, SEASON

9 - 2011-12

At Home:

4 - 3x, last, 2013-14

On Road:

6 - 2011-12

MARGINS

LARGEST MARGIN OF VICTORY

7 - 2x, last, 1/18/20 in 7-0 win vs. DAL

At Home:

7 - 1/18/20 in 7-0 win vs. DAL

On Road:

7 - 1/15/15 in 7-0 win at BUF

LARGEST MARGIN OF DEFEAT

8 - 4/9/21 in 9-1 loss at STL

At Home:

7 - 3/20/11 in 8-1 loss vs. MTL

On Road:

8 - 4/9/21 in 9-1 loss at STL

RECORD BOOK



TEAM RECORDS

GOALS

*DOES NOT INCLUDE SHOOTOUT GOALS

MOST GOALS, SEASON

305 - 2021-22

At Home:

168 - 2021-22

On Road:

137 - 2021-22

FEWEST GOALS, SEASON (Full Seasons Only)

166 - 2011-12

At Home:

87 - 2000-01

On Road:

72 - 2011-12

MOST GOALS AGAINST, SEASON

249 - 2021-22

At Home:

120 - 2021-22

On Road:

140 - 2017-18

FEWEST GOALS AGAINST, SEASON (Full Seasons Only)

178 - 2002-03

At Home:

77 - 2006-07

On Road:

94 - 2003-04

MOST 20-Goal SCORERS, SEASON

6 - 2021-22

MOST GOALS SCORED, GAME

8 - 6x, last, 1/24/22 in 8-2 win vs. MTL

At Home:

8 - 4x, last, 1/24/22 in 8-2 win vs. MTL

On Road:

8 - 2x, last, 12/19/19 in 8-5 win at ARI

MOST GOALS SCORED AGAINST, GAME

9 - 4/9/21 in 9-1 loss at STL

At Home:

8 - 3/20/11 in 8-1 loss vs. MTL

On Road:

9 - 4/9/21 in 9-1 loss at STL

MOST GOALS SCORED BY BOTH TEAMS, GAME

13 - 2x, last, 12/19/19 in 8-5 win at ARI

At Home:

12 - 4/10/09 in 8-4 win vs. NSH

On Road:

13 - 2x, last, 12/19/19 in 8-5 win at ARI

MOST GOALS, PERIOD

6 - 2/22/15 in 3rd of 6-2 win vs. DAL

At Home:

6 - 2/22/15 in 3rd of 6-2 win vs. DAL

On Road:

5 - 12/23/16 in 2nd of 7-4 win at NYR

MOST GOALS AGAINST, PERIOD

5 - 7x, last, 1/1/22 in 2nd of 6-4 loss vs. STL

At Home:

5 - 1/1/22 in 2nd of 6-4 loss vs. STL

On Road:

5 - 6x, last, 10/29/29 in 3rd of 6-3 loss at DAL

MOST GOALS BY BOTH TEAMS, PERIOD

7 - 4x, last, 12/19/19 in 3rd of 8-5 win at ARI

At Home:

7 - 2/22/15 in 3rd of 6-2 win vs. DAL

On Road:

7 - 3x, last, 12/19/19 in 3rd of 8-5 win at ARI

ASSISTS

MOST ASSISTS, GAME

16 - 2/27/18 in 8-3 win vs. STL

At Home:

16 - 2/27/18 in 8-3 win vs. STL

On Road:

15 - 12/19/19 in 8-5 win at ARI

MOST ASSISTS AGAINST, GAME

16 - 4/9/21 in 9-1 loss at STL

At Home:

15 - 3/20/11 in 8-1 loss vs. MTL

On Road:

16 - 4/9/21 in 9-1 loss at STL

MOST ASSISTS BY BOTH TEAMS, GAME

23 - 12/19/19 in 8-5 win at ARI (MIN-15, ARI-8)

At Home:

22 - 2/27/18 in 8-3 win vs. STL (MIN-16, STL-6)

On Road:

23 - 12/19/19 in 8-5 win at ARI (MIN-15, ARI-8)

MOST ASSISTS, PERIOD

9 - 2x, last, 4/22/22 in 2nd of 6-3 win vs. SEA

At Home:

9 - 4/22/22 in 2nd of 6-3 win vs. SEA

On Road:

9 - 2/22/15 in 3rd of 6-2 win vs. DAL

MOST ASSISTS AGAINST, PERIOD

10 - 3x, last, 10/27/14 in 3rd of 5-4 loss at NYR

At Home:

8 - 3x, last, 4/5/21 in 2nd of 5-4 loss vs. COL

On Road:

10 - 3x, last, 10/27/14 in 3rd of 5-4 loss at NYR

MOST ASSISTS BY BOTH TEAMS, PERIOD

13 - 12/27/13 in 1st of 6-4 loss at WPG (MIN-6, WPG-7)

At Home:

12 - 3x, last, 11/18/21 in 3rd of 7-2 win vs. DAL (MIN-8, DAL-4)

On Road:

13 - 12/27/13 in 1st of 6-4 loss at WPG (MIN-6, WPG-7)

POINTS

MOST POINTS, GAME

24 - 2/27/18 in 8-3 win vs. STL

At Home:

24 - 2/27/18 in 8-3 win vs. STL

On Road:

23 - 12/19/19 in 8-5 win at ARI

MOST POINTS AGAINST, GAME

25 - 4/9/21 in 9-1 loss at STL

At Home:

23 - 3/20/11 in 8-1 loss vs. MTL

On Road:

25 - 4/9/21 in 9-1 loss at STL

MOST POINTS BY BOTH TEAMS, GAME

36 - 12/19/19 in 8-5 win at ARI (MIN-23, ARI-13)

At Home:

33 - 2/27/18 in 8-3 win vs. STL (MIN-24, STL-9)

On Road:

36 - 12/19/19 in 8-5 win at ARI (MIN-23, ARI-13)

MOST POINTS, PERIOD

15 - 2/22/15 (6g-9a) in 3rd of 6-2 win vs. DAL

At Home:

15 - 2/22/15 (6g-9a) in 3rd of 6-2 win vs. DAL

On Road:

13 - 12/23/16 (5g-8a) in 2nd of 7-4 win at NYR



RECORD BOOK

TEAM RECORDS

MOST POINTS AGAINST, PERIOD

15 - 2x, last, 10/27/14 (5g-10a) in 3rd of 5-4 loss at NYR

At Home:

12 - 3x, last, 4/5/21 (4g-8a) in 2nd of 5-4 loss vs. COL

On Road:

15 - 2x, last, 10/27/14 (5g-10a) in 3rd of 5-4 loss at NYR

MOST POINTS BY BOTH TEAMS, PERIOD

20 - 12/27/13 in 1st of 6-4 loss at WPG (MIN-9, WPG-11)

At Home:

18 - 4x, last, 11/18/21 in 3rd of 7-2 win vs. DAL
(MIN-12, DAL-6)

On Road:

20 - 12/27/13 in 1st of 6-4 loss at WPG (MIN-9, WPG-11)

SPECIAL TEAMS

BEST POWER-PLAY PERCENTAGE, SEASON

21.3 - 2019-20 (46/216)

At Home:

27.4 - 2016-17 (31/113)

On Road:

23.1 - 2021-22 (27/117)

LOWEST POWER-PLAY PERCENTAGE, SEASON

9.6 - 2000-01 (36/374)

At Home:

9.6 - 2000-01 (19/198)

On Road:

9.7 - 2000-01 (17/176)

BEST PENALTY-KILL PERCENTAGE, SEASON

87.6 - 2008-09 (36/291)

At Home:

87.8 - 2014-15 (15/123)

On Road:

89.1 - 2008-09 (17/156)

LOWEST PENALTY-KILL PERCENTAGE, SEASON

76.1 - 2021-22 (201/264)

At Home:

75.0 - 2019-20 (25/100)

On Road:

74.1 - 2015-16 (83/112)

MOST POWER-PLAY GOALS, SEASON

77 - 2005-06

At Home:

49 - 2006-07

On Road:

32 - 2008-09

FEWEST POWER-PLAY GOALS, SEASON (Full Seasons Only)

36 - 2000-01

At Home:

19 - 2000-01

On Road:

12 - 2014-15

MOST POWER-PLAY GOALS AGAINST, SEASON

63 - 2021-22

At Home:

30 - 2021-22

On Road:

35 - 2001-02

FEWEST POWER-PLAY GOALS AGAINST, SEASON (Full Seasons Only)

32 - 2014-15

At Home:

15 - 2x, last, 2016-17

On Road:

17 - 2014-15

MOST POWER-PLAY GOALS, GAME

5 - 3x, last, 11/29/08 in 6-2 win at NSH

At Home:

5 - 2x, last, 2/7/06 in 5-1 win vs. LA

On Road:

5 - 11/29/08 in 6-2 win at NSH

MOST POWER-PLAY GOALS AGAINST, GAME

4 - 1/30/10 in 5-2 loss at SJ

At Home:

3 - 5x, last, 2/1/20 in 6-1 loss vs. BOS

On Road:

4 - 1/30/10 in 5-2 loss at SJ

MOST POWER-PLAY GOALS, PERIOD

4 - 12/14/07 in 2nd of 5-2 win at ANA

At Home:

3 - 4x, last, 1/4/14 in 2nd of 5-3 win vs. WSH

On Road:

4 - 12/14/07 in 2nd of 5-2 win at ANA

MOST POWER-PLAY GOALS AGAINST, PERIOD

3 - 4x, last, 4/5/22 in 1st of 6-2 loss at NSH

At Home:

3 - 2x, last, 2/1/20 in 2nd of 6-1 loss vs. BOS

On Road:

3 - 2x, last, 4/5/22 in 1st of 6-2 loss at NSH

MOST POWER-PLAY CHANCES, SEASON

453 - 2005-06 (77 PPGs, 17.0%)

At Home:

236 - 2005-06 (46 PPGs, 19.5%)

On Road:

217 - 2005-06 (31 PPGs, 14.3%)

FEWEST POWER-PLAY CHANCES, SEASON (Full Seasons Only)

224 - 2016-17 (47 PPGs, 21.0%)

At Home:

113 - 2016-17 (31 PPGs, 27.4%)

On Road:

108 - 2014-15 (12 PPGs, 11.1%)

MOST POWER-PLAY CHANCES, GAME

11 - 3x, last, 11/29/08 in 6-2 win at NSH

At Home:

11 - 12/29/06 in 4-3 OT win vs. CBJ

On Road:

11 - 2x, last, 11/29/08 in 6-2 win at NSH

FEWEST POWER-PLAY CHANCES, GAME

0 - 19x, last, 4/14/22 in 3-2 OT win at DAL

At Home:

0 - 7x, last, 1/14/22 in 7-3 win vs. ANA

On Road:

0 - 12x, last, 4/14/22 in 3-2 OT win at DAL

MOST CONSECUTIVE GAMES WITH A PP GOAL, SEASON

9 - 10/16-11/1/03

At Home:

10 - 10/25-12/17/05

On Road:

13 - 1/21-3/12/16

MOST CONSECUTIVE GAMES WITH A PP GOAL AGAINST, SEASON

9 - 2/10-2/26/19

At Home:

8 - 1/19-2/24/19

On Road:

8 - 2x, last, 11/14-12/12/10

MOST SHORT-HANDED GOALS, SEASON

13 - 2000-01

At Home:

10 - 2000-01

On Road:

7 - 2001-02

FEWEST SHORT-HANDED GOALS, SEASON (Full Seasons Only)

2 - 2021-22

At Home:

0 - 2021-22

On Road:

1 - 5x, last, 2018-19

MOST SHORT-HANDED GOALS AGAINST, SEASON

14 - 2000-01

At Home:

7 - 2000-01

On Road:

9 - 2009-10

FEWEST SHORT-HANDED GOALS AGAINST, SEASON

(Full Seasons Only)

3 - 2014-15

At Home:

1 - 4x, last, 2016-17

On Road:

0 - 2x, last, 2018-19

MOST SHORT-HANDED GOALS, GAME

2 - 3x, last, 10/26/17 in 6-4 win vs. NYI

At Home:

2 - 2x, last, 10/26/17 in 6-4 win vs. NYI

On Road:

2 - 4/11/09 in 6-3 win at CBJ

MOST SHORT-HANDED GOALS AGAINST, GAME

2 - 2x, last, 2/14/09 in 5-3 loss vs. OTT

At Home:

2 - 2x, last, 2/14/09 in 5-3 loss vs. OTT

On Road:

1 - 69x, last, 2/26/22 in 7-3 loss at CGY

MOST SHORT-HANDED GOALS, PERIOD

2 - 11/26/00 in 2nd of 4-2 win vs. VAN

At Home:

2 - 11/26/00 in 2nd of 4-2 win vs. VAN

On Road:

1 - 54x, last, 4/14/22 in 2nd of 3-2 OT win at DAL

MOST SHORT-HANDED GOALS AGAINST, PERIOD

1 - 134x, last, 4/17/22 in 3rd of 5-4 OT win vs. SJ

At Home:

1 - 65x, last, 4/17/22 in 3rd of 5-4 OT win vs. SJ

On Road:

1 - 69x, last, 2/26/22 in 2nd of 3-2 OT win at DAL

MOST TIMES SHORT-HANDED, SEASON

436 - 2005-06 (55 PPGA, 87.4%)

At Home:

215 - 2005-06 (28 PPGA, 87.0%)

On Road:

221 - 2005-06 (27 PPGA, 87.8%)

FEWEST TIMES SHORT-HANDED, SEASON (Full Seasons Only)

204 - 2015-16 (45 PPGA, 77.9%)

At Home:

92 - 2015-16 (16 PPGA, 82.6%)

On Road:

111 - 2014-15 (17 PPGA, 84.7%)

MOST SHORT-HANDED SITUATIONS, GAME

10 - 3x, last, 10/21/10 in 4-2 win at EDM

At Home:

9 - 3x, last, 10/13/18 in 5-4 OT loss vs. CAR

On Road:

10 - 3x, last, 10/21/10 in 4-2 win at EDM

MOST CONSECUTIVE GAMES WITH A SHORT-HANDED GOAL, SEASON

2 - 9x, last, 10/25-10/27/18

At Home:

2 - 2x, last, 10/25-10/27/18

On Road:

2 - 2x, last, 4/7-4/9/06

MOST CONSECUTIVE GAMES WITH A SHORT-HANDED GOAL AGAINST, SEASON

3 - 2x, last, 3/26-4/5/10

At Home:

3 - 10/15-10/20/00

On Road:

3 - 3/26-4/5/10

TEAM RECORDS

PENALTY MINUTES

MOST PENALTY MINUTES, SEASON

1,209 - 2x, last, 2005-06

At Home:

591 - 2005-06

On Road:

681 - 2001-02

FEWEST PENALTY MINUTES, SEASON (Full Seasons Only)

545 - 2015-16

At Home:

264 - 2015-16

On Road:

281 - 2015-16

MOST PENALTY MINUTES, GAME

57 - (2x), last, 1/3/15 in 7-1 loss at DAL

At Home:

54 - 3/28/08 in 4-0 win vs. VAN

On Road:

57 - (2x), last, 1/3/15 in 7-1 loss at DAL

MOST PENALTY MINUTES BY OPPONENT, GAME

69 - 4/8/11 in 3-1 win at EDM

At Home:

63 - 2/2/04 in 4-0 win vs. STL

On Road:

69 - 4/8/11 in 3-1 win at EDM

MOST PENALTY MINUTES BY BOTH TEAMS, GAME

122 - 4/8/11 in 3-1 win at EDM (MIN-53, EDM-69)

At Home:

113 - 3/28/08 in 4-0 win vs. VAN (MIN-64, VAN-49)

On Road:

122 - 4/8/11 in 3-1 win at EDM (MIN-53, EDM-69)

MOST PENALTY MINUTES, PERIOD

51 - 1/3/15 in 2nd of 7-1 loss at DAL

At Home:

48 - 3/28/08 in 3rd of 4-0 win vs. VAN

On Road:

51 - 1/3/15 in 2nd of 7-1 loss at DAL

MOST PENALTY MINUTES BY OPPONENT, PERIOD

53 - 4/8/11 in 1st of 3-1 win at EDM

At Home:

44 - 2x, last, 2/9/12 in 3rd of 5-2 loss vs. VAN

On Road:

53 - 4/8/11 in 1st of 3-1 win at EDM

MOST PENALTY MINUTES BY BOTH TEAMS, PERIOD

100 - 4/8/11 in 1st of 3-1 win at EDM (MIN-47, EDM-53)

At Home:

81 - 3/28/08 in 3rd of 4-0 win vs. VAN (MIN-48, VAN-33)

On Road:

100 - 4/8/11 in 1st of 3-1 win at EDM (MIN-47, EDM-53)

PENALTIES

MOST PENALTIES, GAME

16 - 3/2/02 in 6-3 loss at VAN

At Home:

15 - 2/2/04 in 4-0 win vs. STL

On Road:

16 - 3/2/02 in 6-3 loss at VAN



RECORD BOOK

TEAM RECORDS

MOST PENALTIES BY BOTH TEAMS, GAME

31 - 2/2/04 in 4-0 win vs. STL (MIN-15, STL-16)

At Home:

31 - 2/2/04 in 4-0 win vs. STL (MIN-15, STL-16)

On Road:

25 - 2x, last, 11/29/08 in 6-2 win at NSH (MIN-9, NSH-16)

FEWEST PENALTIES, GAME

0 - 11x, last, 3/8/22 in 5-2 win vs. NYR

At Home:

0 - 6x, last, 3/8/22 in 5-2 win vs. NYR

On Road:

0 - 5x, last, 4/24/21 in 6-3 win at SJ

FEWEST PENALTIES BY OPPONENT, GAME

0 - 10x, last, 4/14/22 in 3-2 OT win at DAL

At Home:

0 - 3x, last, 1/22/20 in 4-2 win vs. DET

On Road:

0 - 7x, last, 4/14/22 in 3-2 OT win at DAL

FEWEST PENALTIES BY BOTH TEAMS, GAME

0 - 2x, last, 3/1/21 in 5-4 OT loss at VGK

At Home:

1 - 3x, last, 3/8/22 in 5-2 win vs. NYR (MIN-1, NYR-0)

On Road:

0 - 2x, last, 3/1/21 in 5-4 OT loss at VGK

SHOTS

MOST SHOTS, SEASON

2,666 - 2021-22

At Home:

1,365 - 2021-22

On Road:

1,301 - 2021-22

FEWEST SHOTS, SEASON (Full Seasons Only)

1,954 - 2001-02

At Home:

965 - 2001-02

On Road:

981 - 2003-04

MOST SHOTS AGAINST, SEASON

2,625 - 2010-11

At Home:

1,244 - 2x, 2000-01, 2021-22

On Road:

1,403 - 2010-11

FEWEST SHOTS AGAINST, SEASON (Full Seasons Only)

2,265 - 2014-15

At Home:

1,035 - 2014-15

On Road:

1,091 - 2002-03

MOST SHOTS, GAME

49 - 4/5/22 in 6-2 loss at NSH

At Home:

48 - 10/9/14 in 5-0 win vs. COL

On Road:

49 - 4/5/22 in 6-2 loss at NSH

MOST SHOTS AGAINST, GAME

57 - 10/13/18 in 5-4 OT loss vs. CAR

At Home:

57 - 10/13/18 in 5-4 OT loss vs. CAR

On Road:

56 - 11/8/01 in 5-3 win at BOS

MOST SHOTS BY BOTH TEAMS, GAME

90 - 11/16/06 in 7-6 SO win at NSH (MIN-45, NSH-45)

At Home:

84 - 1/14/22 in 7-3 win vs. ANA (MIN-42, ANA-42)

On Road:

90 - 11/16/06 in 7-6 SO win at NSH (MIN-45, NSH-45)

FEWEST SHOTS, GAME

11 - 6x, last, 3/25/21 in 2-0 win vs. STL

At Home:

11 - 3x, last, 3/25/21 in 2-0 win vs. STL

On Road:

11 - 3x, last, 1/23/04 in 6-2 loss at ANA

FEWEST SHOTS AGAINST, GAME

13 - 1/18/03 in 1-0 loss vs. ANA

At Home:

13 - 1/18/03 in 1-0 loss vs. ANA

On Road:

14 - 3x, last, 10/15/13 in 4-1 loss at TOR

FEWEST SHOTS BY BOTH TEAMS, GAME

32 - 2/15/04 in 2-1 loss vs. CGY (MIN-16, CGY-16)

At Home:

32 - 2/15/04 in 2-1 loss vs. CGY (MIN-16, CGY-16)

On Road:

35 - 10/10/11 in 2-1 loss at NYI (MIN-21, STL-14)

MOST SHOTS, PERIOD

24 - 2x, last, 2/6/16 in 2nd of 4-1 loss at STL

At Home:

24 - 2/3/15 in 2nd of 3-0 win vs. CHI

On Road:

24 - 2/6/16 in 2nd of 4-1 loss at STL

MOST SHOTS AGAINST, PERIOD

25 - 2x, last, 1/22/11 in 2nd of 4-3 loss at SJ

At Home:

22 - 2/19/12 in 3rd of 2-0 win vs. BOS

On Road:

25 - 2x, last, 1/22/11 in 2nd of 4-3 loss at SJ

MOST SHOTS BY BOTH TEAMS, PERIOD

41 - 11/19/16 in 1st of 3-2 loss vs. COL (MIN-21, COL-20)

At Home:

41 - 11/19/16 in 1st of 3-2 loss vs. COL (MIN-21, COL-20)

On Road:

36 - 2x, last, 2/27/03 in 2nd of 6-3 win at MTL (MIN-21, MTL-15)

FEWEST SHOTS, PERIOD

0 - 2x, last, 1/10/19 in 3rd of 3-2 loss vs. WPG

At Home:

0 - 1/10/19 in 3rd of 3-2 loss vs. WPG

On Road:

0 - 11/08/01 in 3rd of 5-3 win at BOS

FEWEST SHOTS AGAINST, PERIOD

0 - 3x, last, 3/3/13 in 2nd of 4-2 win at EDM

At Home:

0 - 2x, last, 3/31/09 in 3rd of 2-1 OT loss vs. VAN

On Road:

0 - 3/3/13 in 2nd of 4-2 win at EDM

FEWEST SHOTS BY BOTH TEAMS, PERIOD

4 - 10/18/05 in 3rd of 2-1 loss at ARI (MIN 2, ARI 2)

At Home:

6 - 3/14/01 in 3rd of 1-0 loss vs. STL (MIN-5, STL-1)

On Road:

4 - 10/18/05 in 3rd of 2-1 loss at ARI (MIN 2, ARI 2)

FASTEST GOALS

FASTEST GOAL FROM START OF GAME

0:10 - 2x, last, Jason Zucker, 4/6/17 in 4-3 win at COL

At Home:

0:12 - 2x, last, Nino Niederreiter, 11/14/17 in 3-0 win vs. PHI

On Road:

0:10 - 2x, last, Jason Zucker, 4/6/17 in 4-3 win at COL

RECORD BOOK



TEAM RECORDS

FASTEST GOAL AGAINST FROM START OF GAME

0:07 - Mitchell Marner, 1/3/19 in 4-3 win at TOR

At Home:

0:24 - Todd Bertuzzi, 1/12/19 in 5-2 loss vs. DET

On Road:

0:07 - Mitchell Marner, 1/3/19 in 4-3 win at TOR

FASTEST GOAL FROM START OF 2ND PERIOD:

0:09 - 2x, last, Nick Bjrgstad, 12/12/21 in 6-4 loss at VGK

At Home:

0:09 - Brian Rolston, 11/30/07 in 3-2 OT win vs. STL

On Road:

0:09 - Nick Bjrgstad, 12/12/21 in 6-4 loss at

FASTEST GOAL AGAINST FROM START OF 2ND PERIOD

0:11 - Brad Richards, 10/25/03 in 3-2 loss at TB

At Home:

0:15 - Alex Pietrangelo, 2/27/18 in 8-3 win vs. STL

On Road:

0:11 - Brad Richards, 10/25/03 in 3-2 loss at TB

FASTEST GOAL FROM START OF 3RD PERIOD

0:08 - Jason Zucker, 1/16/14 in 4-1 win vs. EDM

At Home:

0:08 - Jason Zucker, 1/16/14 in 4-1 win vs. EDM

On Road:

0:18 - Jake Middleton, 4/8/22 in 4-3 OT loss at STL

FASTEST GOAL AGAINST FROM START OF 3RD PERIOD

0:07 - Trent Klatt, 11/26/00 in 4-2 win vs. VAN

At Home:

0:07 - Trent Klatt, 11/26/00 in 4-2 win vs. VAN

On Road:

0:09 - Patrick Marleau, 10/10/09 in 4-2 loss at SJ

FASTEST GOAL FROM START OF OVERTIME

0:12 - Mikael Granlund, 2/27/17 in 5-4 OT win vs. LA

At Home:

0:12 - Mikael Granlund, 2/27/17 in 5-4 OT win vs. LA

On Road:

0:22 - Matt Dumba, 3/17/15 in 3-2 OT win at NSH

FASTEST GOAL AGAINST FROM START OF OVERTIME

0:21 - Oleg Tverdovsky, 12/8/00 in 1-0 OT loss vs. ANA

At Home:

0:21 - Oleg Tverdovsky, 12/8/00 in 1-0 OT loss vs. ANA

On Road:

0:23 - Dustin Brown, 4/5/18 in 5-4 OT loss at LA

LATEST OVERTIME GOAL

4:59 - Matt Dumba, 2/27/21 in 4-3 OT win vs. LA

At Home:

4:59 - Matt Dumba, 2/27/21 in 4-3 OT win vs. LA

On Road:

4:58 - Dmitry Kulikov, 4/24/22 in 5-4 OT win at NSH

LATEST OVERTIME GOAL AGAINST

4:58 - Ryan O'Reilly, 4/10/21 in 3-2 OT loss at STL

At Home:

4:55 - Mathieu Perreault, 10/5/13 in 4-3 OT loss vs. ANA

On Road:

4:58 - Ryan O'Reilly, 4/10/21 in 3-2 OT loss at STL

FASTEST TWO GOALS, INDIVIDUAL

0:16 - Pierre-Marc Bouchard, 2/10/06, @18:51 & 19:07 in 1st of 6-3 win at EDM

At Home:

0:40 - 2x, last, Jason Zucker @ 15:42 & 16:22 in 3rd of 4-1 win vs. DET

On Road:

0:16 - Pierre-Marc Bouchard, 2/10/06, @18:51 & 19:07 in 1st of 6-3 win at EDM

FASTEST TWO GOALS AGAINST, INDIVIDUAL

0:20 - Stu Barnes, 10/19/03, @ 8:16 & 8:36 in 2nd of 3-1 loss at DAL

At Home:

0:42 - Brock Nelson, 12/29/17, @ 0:55 & 1:37 in 3rd of 6-4 win vs. NYI

On Road:

0:20 - Stu Barnes, 10/19/03, @ 8:16 & 8:36 in 2nd of 3-1 loss at DAL

FASTEST TWO GOALS, TEAM

0:03 - Jim Dowd & Richard Park, 1/21/04, @ 19:44 & 19:47 in 3rd of 4-2 win vs. CHI

At Home:

0:03 - Jim Dowd & Richard Park, 1/21/04, @ 19:44 & 19:47 in 3rd of 4-2 win vs. CHI

On Road:

0:10 - Mats Zoccarello & Nick Bjrgstad, 12/12/21, @ 19:59 of 2nd & 0:09 of 3rd in 6-4 loss at VGK

FASTEST TWO GOALS AGAINST, TEAM

0:10 - 2x, last, Filip Forsberg & Kevin Fiala, 4/1/17 @ 17:21 & 17:31 in 2nd of 3-0 loss at NSH

At Home:

0:10 - Scott Mellanby & Sergei Varlamov, 12/02/01 @ 6:42 & 6:52 in 2nd of 4-4 OT tie vs. STL

On Road:

0:10 - Filip Forsberg & Kevin Fiala, 4/1/17 @ 17:21 & 17:31 in 2nd of 3-0 loss at NSH

FASTEST TWO GOALS, BOTH TEAMS

0:02 - Nick Foligno (CBI) & Mikael Granlund (MIN), 1/5/16, @ 19:44 & 19:46 in 3rd of 4-2 win at CBJ

At Home:

0:08 - Matt Dumba (MIN) & Vernon Fiddler (DAL), 11/1/14, @ 13:14 & 13:22 in 2nd of 4-1 win vs. DAL

On Road:

0:02 - Nick Foligno (CBI) & Mikael Granlund (MIN), 1/5/16, @ 19:44 & 19:46 in 3rd of 4-2 win at CBJ

FASTEST THREE GOALS, INDIVIDUAL

11:12 - Zach Parise, 3/24/16 @ 5:21, 6:07 & 16:33 in 1st of 6-2 win vs. CGY

At Home:

11:12 - Zach Parise, 3/24/16 @ 5:21, 6:07 & 16:33 in 1st of 6-2 win vs. CGY

On Road:

16:39 - Jason Zucker, 11/9/17 @ 2:46, 11:23 & 19:25 in 3rd of 3-0 win at MTL

FASTEST THREE GOALS AGAINST, INDIVIDUAL

9:35 - Mark Scheifele (WPG), 2/16/22 @ 11:20 & 19:48 of 2nd and @ 1:07 of 3rd in 6-3 loss at WPG

At Home:

12:41 - Alex Ovechkin (WSH), 2/11/16, @ 2:14, 5:21 & 14:55 of 2nd in 4-3 loss vs. WSH

On Road:

9:35 - Mark Scheifele (WPG), 2/16/22 @ 11:20 & 19:48 of 2nd and @ 1:07 of 3rd in 6-3 loss at WPG

FASTEST THREE GOALS, TEAM

0:59 - Cal Clutterbuck, Chad Rau and Kyle Brodziak, 1/21/12, @ 13:37, 13:51 & 14:36 of 2nd of 5-2 win vs. DAL

At Home:

0:59 - Cal Clutterbuck, Chad Rau and Kyle Brodziak, 1/21/12, @ 13:37, 13:51 & 14:36 of 2nd of 5-2 win vs. DAL

On Road:

1:41 - Andrei Zyuzin, Wes Walz and Matt Johnson, 3/25/04, @ 7:27, 7:47 & 9:08 of 1st of 8-2 win at CHI



RECORD BOOK

TEAM RECORDS

FASTEST THREE GOALS AGAINST, TEAM

1:08 - Todd Bertuzzi, Trevor Letowski & Ed Jovanovski, 11/02/02 @ 9:24, 9:51 & 10:32 of 1st of 4-2 loss vs. VAN

At Home:

1:08 - Todd Bertuzzi, Trevor Letowski & Ed Jovanovski, 11/02/02 @ 9:24, 9:51 & 10:32 of 1st of 4-2 loss vs. VAN

On Road:

1:13 - Dustin Brown (2x) & Gabriel Valardi, 3/7/20 @ 17:47, 18:46 & 19:00 of 3rd of 7-3 loss at LA

FASTEST THREE GOALS, BOTH TEAMS

0:17 - Ryan Carter and Nino Niederreiter (MIN), Zemgus Girgensons (BUF), 11/13/14, @ 6:07, 6:14, & 6:24 of 1st of 6-3 win vs. BUF

At Home:

0:17 - Ryan Carter and Nino Niederreiter (MIN), Zemgus Girgensons (BUF), 11/13/14, @ 6:07, 6:14, & 6:24 of 1st of 6-3 win vs. BUF

On Road:

0:35 - Ales Kotalik and Stu Barnes (BUF), Antti Laaksonen (MIN), 12/28/02, @ 18:29, 18:46, & 19:04 of 3rd of 4-3 win at BUF

FASTEST FOUR GOALS, TEAM

3:28 - Nino Niederreiter, Zach Parise, Daniel Winnik and Eric Staal, 3/6/18, @ 0:23, 2:23, 3:36 & 3:51 of 2nd in 6-2 win vs. CAR

At Home:

3:28 - Nino Niederreiter, Zach Parise, Daniel Winnik and Eric Staal, 3/6/18, @ 0:23, 2:23, 3:36 & 3:51 of 2nd in 6-2 win vs. CAR

On Road:

5:07 - Zach Parise, Nino Niederreiter, Thomas Vanek and Zach Parise, 10/8/15, @ 5:07, 7:05, 9:18 & 10:14 of 3rd of 5-4 win at COL

FASTEST FOUR GOALS AGAINST, TEAM

2:36 - Ladislav Nagy, Landon Wilson, Denis Pederson and Daymond Langkow, 4/12/02 @ 11:23, 11:42, 13:16 & 13:59 of 2nd of 7-1 loss at ARI

At Home:

8:42 - Jordie Benn, Vernon Fiddler, Tyler Seguin & Antoine Roussel, 12/21/15, @ 14:59, 18:30 & 19:29 of 2nd and @ 3:41 of 3rd in 6-3 loss vs. DAL

On Road:

2:36 - Ladislav Nagy, Landon Wilson, Denis Pederson & Daymond Langkow, 4/12/02 @ 11:23, 11:42, 13:16 & 13:59 of 2nd of 7-1 loss at ARI

FASTEST FOUR GOALS, BOTH TEAMS

1:03 - Patrick Marleau, 2x (SJ) & Martin Hanzal, Charlie Coyle (MIN), 3/21/17 @ 17:57, 18:30, 18:45 & 19:00 in 2nd of 3-2 win vs. SJ

At Home:

1:03 - Patrick Marleau, 2x (SJ) & Martin Hanzal, Charlie Coyle (MIN), 3/21/17 @ 17:57, 18:30, 18:45 & 19:00 in 2nd of 3-2 win vs. SJ

On Road:

2:01 - Jakob Chychrun (ARI), Brad Hunt & Mats Zuccarello (MIN) and Clayton Keller (ARI), 12/19/19, @ 3:22, 4:22, 4:57 & 5:23 of 3rd in 8-5 win at ARI

INDIVIDUAL RECORDS

GAMES PLAYED

MOST GAMES PLAYED, CAREER

1,028 - Mikko Koivu, 2005-20

By Left Wing

557 - Zach Parise, 2012-21

By Center

1,028 - Mikko Koivu 2005-20

By Right Wing

565 - Pierre-Marc Bouchard, 2002-13

By Defenseman

772 - Jared Spurgeon, 2010-22

MOST CONSECUTIVE GAMES PLAYED

316 - Charlie Coyle, 2013-18

MOST GAMES PLAYED, SEASON

82 - Kevin Fiala, 2021-22
- Ryan Hartman, 2021-22
- Marcus Foligno, 2018-19
- Mikko Koivu, 2017-18; 2015-16; 2006-07
- Eric Staal, 2017-18; 2016-17
- Jason Zucker, 2017-18
- Charlie Coyle, 2016-17; 2015-16; 2014-15
- Nino Niederreiter, 2016-17; 2015-16
- Mikael Granlund, 2015-16
- Jason Pominville 2014-15, 2013-14
- Kyle Brodziak, 2013-14; 2011-12; 2009-10
- Matt Cooke, 2013-14
- Dany Heatley, 2011-12
- Darroll Powe, 2011-12
- Eric Nystrom, 2010-11
- Greg Zanon, 2010-11
- Andrew Brunette, 2010-11; 2009-10; 2003-04; 2002-03
- Antti Miettinen, 2008-09
- James Sheppard, 2008-09
- Brent Burns, 2007-08
- Pierre-Marc Bouchard, 2006-07
- Branko Radivojevic, 2006-07
- Nick Schultz, 2006-07
- Wes Walz, 2005-06; 2000-01
- Brian Rolston, 2005-06
- Antti Laaksonen, 2002-03; 2001-02; 2000-01
- Jim Dowd, 2001-02

By Defenseman

82 - Jonas Brodin, 2018-19
- Jared Spurgeon, 2018-19
- Ryan Suter, 2018-19; 2016-17; 2015-16; 2013-14
- Matt Dumba, 2017-18
- Greg Zanon, 2010-11
- Brent Burns, 2007-08
- Nick Schultz, 2006-07

By Rookie

81 - Jordan Greenway, 2018-19

GOALS

MOST GOALS, CAREER

219 - Marian Gaborik, 2000-09

By Left Wing

199 - Zach Parise, 2012-21

By Center

205 - Mikko Koivu, 2005-20

By Right Wing

219 - Marian Gaborik, 2000-09

By Defenseman

99 - Jared Spurgeon, 2010-22

RECORD BOOK



INDIVIDUAL RECORDS

MOST GOALS, SEASON

47 - Kirill Kaprizov, 2021-22

By Left Wing

47 - Kirill Kaprizov, 2021-22

By Center

42 - Eric Staal, 2017-18

By Right Wing

42 - Marian Gaborik, 2007-08

By Defenseman

17 - Brent Burns, 2010-11

By Rookie

27 - Kirill Kaprizov, 2020-21

MOST GOALS, GAME

5 - Marian Gaborik, 12/20/07 vs. NYR

By Defenseman

3 - 2x, last, Jared Spurgeon, 2/21/20 at EDM

By Rookie

3 - 4x, last, Matt Boldy, 2/14/22 vs. DET

By Rookie in his NHL debut

1 - 10x, last, Matt Boldy, 1/6/22 at BOS

MOST GOALS AGAINST, GAME

4 - Dustin Brown, 4/5/18 at LA

MOST GOALS, PERIOD

3 - 3x, last, Kirill Kaprizov, 3/12/21 vs. ARI (3rd)

MOST GOALS AGAINST, PERIOD

3 - 4x, last, Dustin Brown, 3/7/20 at LA (3rd)

MOST GOALS AT HOME, SEASON

28 - Kirill Kaprizov, 2021-22

- Marian Gaborik, 2007-08

By Defenseman

10 - Brent Burns, 2007-08

By Rookie

16 - Kirill Kaprizov, 2020-21

MOST GOALS ON ROAD, SEASON

22 - Marian Gaborik, 2002-03

By Defenseman

11 - Brent Burns, 2010-11

By Rookie

11 - 2x, last, Kirill Kaprizov, 2020-21

MOST POWER-PLAY GOALS, CAREER

69 - Zach Parise, 2012-21

By Defenseman

32 - Jared Spurgeon, 2010-21

MOST POWER-PLAY GOALS, SEASON

15 - Brian Rolston, 2005-06

By Defenseman

10 - Marek Zidlicky, 2008-09

By Rookie

8 - Kirill Kaprizov, 2020-21

MOST POWER-PLAY GOALS, GAME

2 - 42x, last, Matt Boldy, 2/14/22 vs. DET

MOST POWER-PLAY GOALS AGAINST, GAME

3 - Alex Ovechkin, 3/28/17 vs. WSH

MOST POWER-PLAY GOALS, PERIOD

2 - 12x, last, Ryan Suter, 1/4/14 vs. WSH (2nd)

MOST POWER-PLAY GOALS AGAINST, PERIOD

2 - 7x, last, Ryan Johansen, 4/5/22 at NSH (1st)

MOST SHORT-HANDED GOALS, CAREER

14 - Wes Walz, 2000-07

MOST SHORT-HANDED GOALS, SEASON

7 - Wes Walz, 2000-01

MOST SHORT-HANDED GOALS, GAME

1 - Several times, last, Kevin Fiala, 4/14/22 at DAL

MOST SHORT-HANDED GOALS AGAINST, GAME

1 - Several times, last, Nick Bonino, 4/17, 22 vs. SJ

MOST SHORT-HANDED GOALS, PERIOD

1 - Several times, last, Kevin Fiala, 4/14/22 at DAL (2nd)

MOST SHORT-HANDED GOALS AGAINST, PERIOD

1 - Several times, last, Nick Bonino, 4/17/22 vs. SJ (3rd)

MOST GAME-WINNING GOALS, CAREER

43 - Marian Gaborik, 2000-09

By Defenseman

17 - Jared Spurgeon, 2010-22

MOST GAME-WINNING GOALS, SEASON

8 - 4x, last, Eric Staal, 2016-17

By Defenseman

4 - 3x, last, Matt Dumba, 2017-18

MOST OVERTIME GOALS, CAREER

6 - Matt Dumba, 2013-22

By Defenseman

6 - Matt Dumba 2013-22

MOST OVERTIME GOALS, SEASON

3 - Marian Gaborik, 2007-08

By Defenseman

2 - 4x, last, Jared Spurgeon, 2021-22

FEWEST GAMES TO 20 GOALS

33 - Marian Gaborik, 2002-03

LONGEST GOAL-SCORING STREAK

6 - Kirill Kaprizov (7g), 3/24-4/2/22

- Nino Niederreiter (7g), 11/14-11/24/17

- Brian Rolston (6g), 1/21-2/5/08

ASSISTS

MOST ASSISTS, CAREER

504 - Mikko Koivu, 2005-20

By Left Wing

202 - Andrew Brunette, 2001-04; 2008-11

By Center

504 - Mikko Koivu, 2005-20

By Right Wing

241 - Pierre-Marc Bouchard, 2002-13

By Defenseman

314 - Ryan Suter, 2012-21

By Goaltender

7 - Devan Dubnyk, 2014-20

MOST ASSISTS, SEASON

61 - Kirill Kaprizov, 2021-22

By Left Wing

61 - Kirill Kaprizov, 2021-22

By Center

49 - Mikko Koivu, 2009-10

By Right Wing

55 - Mats Zuccarello, 2021-22

By Defenseman

45 - Ryan Suter, 2017-18

By Goaltender

3 - Devan Dubnyk, 2017-18

- Manny Fernandez, 2005-06

By Rookie

24 - Matt Boldy, 2021-22

- Kirill Kaprizov, 2020-21

MOST ASSISTS, GAME

5 - Kevin Fiala, 4/22/22 vs. SEA

By Defenseman

3 - 18x, last, Jared Spurgeon, 4/7/21 vs. COL

By Rookie

3 - 4x, last, Joel Eriksson Ek, 10/25/16 at BOS

By Rookie in NHL debut

2 - 2x, Kirill Kaprizov, 1/14/21 at LA

By Goaltender

1 - 28x, last, Marc-Andre Fleury, 4/14/22 at DAL



RECORD BOOK

INDIVIDUAL RECORDS

MOST ASSISTS BY OPPONENT, GAME

5 - 2x, last, Mark Stone, 3/1/21 at VGK

MOST ASSISTS, PERIOD

4 - Kevin Fiala, 4/22/22 vs. SEA (2nd)

MOST ASSISTS BY OPPONENT, PERIOD

4 - Morgan Rielly, 10/15/19 at TOR (2nd)

MOST ASSISTS AT HOME, SEASON

36 - Kirill Kaprizov, 2021-22

By Defenseman

28 - Ryan Suter, 2018-19

By Rookie

13 - Matt Boldy, 2021-22
- Marian Gaborik, 2000-01

MOST ASSISTS ON ROAD, SEASON

28 - Pierre-Marc Bouchard, 2007-08

By Defenseman

24 - Ryan Suter, 2015-16

By Rookie

12 - Kirill Kaprizov, 2020-21

MOST POWER-PLAY ASSISTS, CAREER

191 - Mikko Koivu, 2005-20

By Defenseman

117 - Ryan Suter, 2012-21

MOST POWER-PLAY ASSISTS, SEASON

24 - Pierre-Marc Bouchard, 2005-06

By Defenseman

22 - Ryan Suter, 2017-18

By Rookie

12 - Kurtis Foster, 2005-06

LONGEST ASSIST STREAK

8 - Jim Dowd (9a), 2/27-3/17/02

POINTS

MOST POINTS, CAREER

709 - Mikko Koivu (205g-504a), 2005-20

By Left Wing

400 - Zach Parise (199g-201a), 2012-21

By Center

709 - Mikko Koivu (205g-504a), 2005-20

By Right Wing

437 - Marian Gaborik (219g-218a), 2000-09

By Defenseman

369 - Ryan Suter (55g-314a), 2012-21

By Goaltender

7 - Devan Dubnyk, (7a), 2014-20

MOST POINTS, SEASON

108 - Kirill Kaprizov (47g-61a), 2021-22

By Left Wing

108 - Kirill Kaprizov (47g-61a), 2021-22

By Center

76 - Eric Staal (42g-34a), 2017-18

By Right Wing

83 - Marian Gaborik (42g-41a), 2007-08

By Defenseman

51 - Ryan Suter (8g-43a), 2015-16; (6g-45a), 2017-18

By Goaltender

3 - Devan Dubnyk (3a), 2017-18
- Manny Fernandez (3a), 2005-06

By Rookie

51 - Kirill Kaprizov (27g-24a), 2020-21

MOST POINTS, GAME

6 - Marian Gaborik (2g-4a), 10/26/02 at ARI
- Marian Gaborik (5g-1a), 12/20/07 vs. NYR

By Defenseman

4 - Matt Dumba (1g-3a), 3/29/18 vs. DAL

By Rookie

4 - Matt Boldy (3g-1a), 2/14/22 vs. DET

By Rookie in his NHL debut

3 - Kirill Kaprizov (1g-2a), 1/14/21 at LA

By Goaltender

1 - 28x, last, Marc-Andre Fleury (1a), 4/14/22 at DAL

MOST POINTS BY OPPONENT, GAME

5 - 7x, last, Mark Stone (5a), 3/1/21 at VGK

MOST POINTS, PERIOD

4 - Kevin Fiala (4a), 4/22/22 vs. SEA (2nd)

MOST POINTS AGAINST, PERIOD

4 - 3x, last, Jordan Kyrrou (2g-2a), 1/1/22 vs. STL (2nd)

MOST POINTS AT HOME, SEASON

64 - Kirill Kaprizov (28g-36a), 2021-22

By Defenseman

29 - Ryan Suter (1g-28a), 2018-19; Ryan Suter (3g-26a), 2017-18

By Rookie

28 - Kirill Kaprizov (16g-12a), 2020-21

MOST POINTS ON ROAD, SEASON

44 - Kirill Kaprizov (19g-25a), 2021-22

By Defenseman

27 - Ryan Suter (6g-21a), 2019-20

By Rookie

23 - Kirill Kaprizov (11g-12a), 2020-21

MOST POWER-PLAY POINTS, CAREER

251 - Mikko Koivu (60g-191a), 2005-20

By Defenseman

138 - Ryan Suter (21g-117a), 2012-21

MOST POWER-PLAY POINTS, SEASON

34 - Brian Rolston (13g-21a), 2006-07

By Defenseman

25 - Marek Zidlicky (10g-15a), 2008-09

By Rookie

18 - Kurtis Foster (6g-12a), 2005-06

MOST SHORT-HANDED POINTS, CAREER

25 - Mikko Koivu (10g-15a), 2005-20

MOST SHORT-HANDED POINTS, SEASON

9 - Wes Walz (7g-2a), 2000-01

LONGEST POINT STREAK

12 - Kevin Fiala (9g-7a), 12/20/21-2/2/22
- Mikael Granlund (5g-12a), 1/12-2/4/17

By Defenseman

7 - Jared Spurgeon (1g-7a), 3/29-4/10/22
- Matt Dumba (5g-5a), 11/13-11/27/18
- Ryan Suter (1g-8a), 2/26-3/10/13

MOST POINTS IN TWO CONSECUTIVE GAMES

7 - 9x, last, Kevin Fiala (1g-6a), 4/22-4/24/22

MOST POINTS IN THREE CONSECUTIVE GAMES

10 - Eric Staal (6g-4a), 2/23-2/27/18

MOST POINTS IN FOUR CONSECUTIVE GAMES

11 - Eric Staal (7g-4a), 2/22-2/27/18

RECORD BOOK



INDIVIDUAL RECORDS

MOST MULTI-POINT GAMES, CAREER

153 - Mikko Koivu, 2005-20

By Left Wing

79 - Zach Parise, 2012-21

By Center

153 - Mikko Koivu, 2005-20

By Right Wing

114 - Marian Gaborik, 2000-09

By Defenseman

72 - Ryan Suter, 2012-21

MOST MULTI-POINT GAMES, SEASON

32 - Kirill Kaprizov, 2021-22

By Left Wing

32 - Kirill Kaprizov, 2021-22

By Center

20 - Mikko Koivu, 2009-10

By Right Wing

24 - Mats Zuccarello, 2021-22

By Defenseman

12 - Ryan Suter, 2018-19

By Rookie

13 - Kirill Kaprizov, 2020-21

SHOTS

MOST SHOTS, CAREER

2,270 - Mikko Koivu, 2005-20

By Defenseman

1,266 - Jared Spurgeon, 2010-22

MOST SHOTS, SEASON

305 - Brian Rolston, 2006-07

By Defenseman

188 - Ryan Suter, 2015-16

By Rookie

179 - Marian Gaborik, 2000-01

MOST SHOTS, GAME

11 - Zach Parise, 1/171/9 vs. ANA; Brian Rolston, 10/27/06 vs. ANA

By Defenseman

9 - 2x, last, Matt Dumba, 10/19/21 vs. WPG

By Rookie

8 - 4x, last, Matt Boldy, 4/24/22 at NSH

MOST SHOTS BY OPPONENT, GAME

12 - 3x, last, Patrick Kane, 1/15/17 at CHI

PENALTY MINUTES

MOST PENALTY MINUTES, CAREER

698 - Matt Johnson, 2000-04

By Defenseman

333 - Willie Mitchell, 2001-06

By Goaltender

36 - Devan Dubnyk, 2014-20; Manny Fernandez, 2000-07

MOST PENALTY MINUTES, SEASON

201 - Matt Johnson, 2002-03

By Defenseman

148 - Jason Marshall, 2001-02

By Goaltender

12 - Devan Dubnyk, 2017-18
- Manny Fernandez, 2006-07

By Rookie

158 - Derek Boogaard, 2005-06

MOST PENALTY MINUTES, GAME

39 - Stu Bickel, 1/3/15 at DAL

By Defenseman

39 - Stu Bickel, 1/3/15 at DAL

By Rookie

20 - Matt Kassian, 1/22/06 at CHI

By Goaltender

4 - 5x, last, Devan Dubnyk, 1/6/18 at COL

MOST PENALTY MINUTES BY OPPONENT, GAME

27 - 2x, last, Lawson Crouse, 3/16/21 vs. ARI

MOST PENALTY MINUTES, PERIOD

39 - Stu Bickel, 1/3/15 at DAL (2nd)

MOST PENALTY MINUTES, BY OPPONENT, PERIOD

27 - 2x, last, Lawson Crouse, 3/16/21 vs. ARI (1st)

PLUS/MINUS

HIGHEST PLUS/MINUS, CAREER

+80 - Jared Spurgeon, 2010-22

By Defenseman

+80 - Jared Spurgeon, 2010-22

HIGHEST PLUS/MINUS, SEASON

+41 - Alex Goligoski, 2021-22

By Forward

+34 - Jason Zucker, 2016-17

By Rookie

+17 - Matt Boldy, 2021-22

HIGHEST PLUS/MINUS, GAME

+5 - 7x, last, Jared Spurgeon, 11/18/21 in 7-2 win vs. DAL

By Defenseman

+5 - 6x, last, Jared Spurgeon, 11/18/21 in 7-2 win vs. DAL

TIME ON ICE

MOST TIME ON ICE, CAREER

19,718 - Mikko Koivu, 2005-20

By Forward

19,718 - Mikko Koivu, 2005-20

MOST TIME ON ICE, SEASON

2,411 - Ryan Suter, 2013-14

By Forward

1,717 - Dany Heatley, 2011-12

MOST TIME ON ICE, GAME

36:51 - Ryan Suter, 11/7/13 vs. WSH

By Forward

28:07 - Brian Rolston, 12/7/06 vs. CGY

HIGHEST TIME ON ICE AVERAGE, CAREER (min. 50 games)

27:02 - Ryan Suter, 2012-21

By Forward

20:33 - Brian Rolston, 2005-08

HIGHEST TIME ON ICE AVERAGE, SEASON (min. 50 games)

29:25 - Ryan Suter, 2013-14

By Forward

21:29 - Mikko Koivu, 2008-09

REAL-TIME STATS

MOST HITS, SEASON

356 - Cal Clutterbuck, 2008-09

MOST HITS, GAME

12 - Cal Clutterbuck, 11/24/10 in 6-1 loss vs. PHI

MOST BLOCKED SHOTS, SEASON

212 - Greg Zanon, 2010-11

MOST BLOCKED SHOTS, GAME

9 - Jared Spurgeon, 10/11/14 in 3-0 win at COL



RECORD BOOK

INDIVIDUAL RECORDS

GOALTENDING

MOST GAMES PLAYED, CAREER
409 - Niklas Backstrom, 2006-16

MOST GAMES PLAYED, SEASON
71 - Niklas Backstrom, 2008-09

By Rookie
29 - Josh Harding, 2007-08

MOST CONSECUTIVE GAMES PLAYED
38 - Devan Dubnyk, 1/15-4/7/15

MOST GAMES STARTED, CAREER
391 - Niklas Backstrom, 2006-16

MOST CONSECUTIVE STARTS
38 - Devan Dubnyk, 1/15-4/7/15

MOST MINUTES PLAYED, CAREER
23,248 - Niklas Backstrom, 2006-16

MOST MINUTES PLAYED, SEASON
4,088 - Niklas Backstrom 2008-09

By Rookie
1,571 - Josh Harding, 2007-08

MOST WINS, CAREER
194 - Niklas Backstrom, 2006-16

MOST WINS, SEASON
40 - Devan Dubnyk, 2016-17

By Rookie
16 - Kaapo Kahkonen, 2020-21

LONGEST WINNING STREAK
10 - Devan Dubnyk, 12/4-12/29/16

LONGEST POINT STREAK, CAREER
18 - Niklas Backstrom (13-0-5), 3/7/08-10/27/08

LONGEST POINT STREAK, SEASON
15 - Cam Talbot (12-0-3), 3/8-4/28/22

MOST LOSSES, CAREER
142 - Niklas Backstrom, 2006-16

MOST LOSSES, SEASON
28 - Devan Dubnyk, 2018-19

LONGEST LOSING STREAK
9 - Devan Dubnyk, 1/12-2/11/16

MOST TIES/OVERTIME LOSSES, CAREER
50 - Niklas Backstrom, 2006-16

MOST TIES/OVERTIME LOSSES, SEASON
11 - Dwayne Roloson, 2003-04

MOST GOALS ALLOWED, CAREER
962 - Niklas Backstrom, 2006-16

MOST GOALS ALLOWED, SEASON
163 - Devan Dubnyk, 2018-19

MOST GOALS ALLOWED, GAME
9 - Kaapo Kahkonen, 4/9/21 at STL

MOST GOALS ALLOWED, PERIOD
5 - 5x, last, Alex Stalock, 10/29/19 at DAL (3rd)

LOWEST GOALS-AGAINST AVERAGE, CAREER (min. 75 games)
2.28 - Dwayne Roloson, 2001-06

LOWEST GOALS-AGAINST AVERAGE, SEASON (min. 25 games)
1.66 - Josh Harding, 2013-14

By Rookie
1.16 - Josh Harding, 2006-07 (7 games)

HIGHEST SAVE PERCENTAGE, CAREER (min. 75 games)
.919 - Dwayne Roloson, 2001-06

HIGHEST SAVE PERCENTAGE, SEASON (min. 25 games)
.936 - Devan Dubnyk, 2014-15

By Rookie
.960 - Josh Harding, 2006-07 (7 games)

HIGHEST WINNING PERCENTAGE, CAREER (min. 25 games)
.601 - Devan Dubnyk, 2014-20

MOST SHUTOUTS, CAREER
28 - Niklas Backstrom 2006-16

MOST SHUTOUTS, SEASON
8 - Niklas Backstrom, 2008-09

By Rookie
2 - 2x, last, Kaapo Kahkonen, 2020-21

LONGEST SHUTOUT STREAK
195:54 - Devan Dubnyk, 11/8-11/16/17 (5 games)

LONGEST HOME SHUTOUT STREAK
142:47 - Niklas Backstrom, 4/3-4/7/07 (3 games)

LONGEST ROAD SHUTOUT STREAK
170:23 - Devan Dubnyk, 10/25-11/5/16 (3 games)

MOST SHOTS FACED, CAREER
11,283 - Niklas Backstrom, 2006-16

MOST SHOTS FACED, SEASON
2,059 - Niklas Backstrom, 2008-09

MOST SHOTS FACED, GAME
57 - Devan Dubnyk, 10/13/18 vs. CAR

MOST SAVES, CAREER
10,321 - Niklas Backstrom, 2006-16

MOST SAVES, SEASON
1,900 - Niklas Backstrom, 2008-09

MOST SAVES, GAME
53 - Dwayne Roloson, 11/8/01 at BOS

MOST SAVES AGAINST, GAME
47 - Juuse Saros, 4/5/22 at NSH

MOST SAVES, PERIOD
24 - Devan Dubnyk, 10/19/18 at DAL (2nd)

MOST SAVES AGAINST, PERIOD
23 - Brian Elliot, 2/6/16 at STL (2nd)
- Corey Crawford, 2/3/15 vs. CHI (2nd)



2022-2023

THE PLAYOFFS



2022 PLAYOFF STATISTICS

#	POS	PLAYER	GP	TOI/G	G	A	PTS	+/-	PIM	PPG	SHG	GWG	SOG	SH%
12	RW	Matt Boldy	6	13:19	1	0	1	-1	4	0	0	0	13	7.7
25	D	Jonas Brodin	6	22:55	1	2	3	-2	2	0	0	0	11	9.1
44	LW	Nicolas Deslauriers	5	8:12	0	0	0	-3	0	0	0	0	2	0.0
52	C	Connor Dewar	1	10:39	0	0	0	0	0	0	0	0	1	0.0
21	RW	Brandon Duhaime	6	7:08	0	0	0	-2	2	0	0	0	6	0.0
24	D	Matt Dumba	6	21:31	1	0	1	4	2	0	0	0	15	6.7
14	C	Joel Eriksson Ek	6	18:10	3	2	5	1	8	0	0	0	20	15.0
22	LW	Kevin Fiala	6	17:36	0	3	3	-5	16	0	0	0	15	0.0
17	RW	Marcus Foligno	6	16:16	0	2	2	1	14	0	0	0	4	0.0
89	C	Frederick Gaudreau	6	15:41	1	0	1	-1	0	1	0	0	11	9.1
47	D	Alex Goligoski	4	15:41	0	0	0	-3	2	0	0	0	2	0.0
18	LW	Jordan Greenway	6	13:24	1	1	2	0	6	0	0	0	5	20.0
38	C	Ryan Hartman	6	17:23	0	5	5	0	2	0	0	0	10	0.0
10	C	Tyson Jost	6	11:36	0	0	0	0	4	0	0	0	9	0.0
97	LW	Kirill Kaprizov	6	19:26	7	1	8	1	2	3	0	2	27	25.9
7	D	Dmitry Kulikov	2	15:33	0	1	1	-4	2	0	0	0	1	0.0
4	D	Jon Merrill	6	16:25	0	1	1	-6	0	0	0	0	7	0.0
5	D	Jacob Middleton	6	16:54	0	1	1	6	2	0	0	0	9	0.0
46	D	Jared Spurgeon	6	20:33	0	3	3	1	4	0	0	0	9	0.0
36	RW	Mats Zuccarello	6	19:15	1	3	4	-1	2	0	0	0	9	11.1
#	GOALTENDER		GP	GS	W	L	SA	SV	SV%	GA	GAA	SO	MIN	PIM
29	Marc-Andre Fleury		5	5	2	3	159	144	0.906	15	3.04	0	296	0
33	Cam Talbot		1	1	0	1	26	22	0.846	4	4.14	0	58	0



2022 PLAYOFF RESULTS



2022 FIRST ROUND																
#2 MINNESOTA WILD VS. #3 ST. LOUIS BLUES																
Wild loses series 2-4 (Wild 1-2 at home, 1-2 at St. Louis)																
		Scoring By Period					Shots By Period				Power	Penalties/	Game-Winning	Goalie		
DATE	OPP.	1	2	3	OT	F	1	2	3	OT	T	Plays	Minutes	Goal	(Saves-Shots)	Attn.
G1	STL	2	1	1	-	4	12	10	9	-	31	2-5	9-18	Perron	Husso (37-37)	
5/2	MIN	0	0	0	-	0	14	14	9	-	37	0-6	9-28		Feury (27-31)	*19,053
G2	STL	0	1	1	-	2	10	15	9	-	34	1-5	6/12		Husso (22-27)	
5/4	MIN	3	1	2	-	6	7	11	10	-	28	2-3	8/16	Kaprizov (1)	Feury (32-34)	*19,376
G3	MIN	2	1	2	-	5	12	10	11	-	33	0-4	3/6	Kaprizov (2)	Feury (29-30)	
5/6	STL	0	0	1	-	1	14	8	8	-	30	1-3	4/8		Husso (28-32)	*18,096
G4	MIN	1	0	1	-	2	5	13	12	-	30	0-4	4/10		Feury (29-33)	
5/8	STL	1	2	2	-	5	18	7	9	-	34	1-4	5/10	Kyrou	Binnington (28-30)	*18,096
G5	STL	1	1	3	-	5	9	11	12	-	32	1-2	2/4	Tarasenko	Binnington (30-32)	
5/10	MIN	2	0	0	-	2	12	11	9	-	32	2-2	2/4		Feury (27-31)	*19,197
G6	MIN	0	0	1	-	1	10	5	11	-	26	0-5	6/12		Talbot (22-26)	
5/12	STL	1	3	1	-	5	4	21	2	-	27	2-6	5/10	O'Reilly	Binnington (25-26)	*18,096
		Scoring By Period					Shots By Period				Power Plays	Penalties/	Goalenders			
TOTALS		1	2	3	OT	F	1	2	3	OT	T	(Percentage)	Minutes		(Record, Saves-Shots)	
	STL	5	8	9	0	22	67	72	49	0	188	8-26 (30.8)	31-62		Husso (1-2, 87-96), Binnington (3-0, 83-88)	
	MIN	8	2	6	0	16	60	64	62	0	186	4-24 (16.7)	32-76		Talbot (0-1, 22-26), Feury (2-3, 144-159)	

SERIES NOTES

Minnesota advanced to the Stanley Cup Playoffs for the 12th time in franchise history and played the St. Louis Blues for the third time in the playoffs. The Wild opened a playoff series at home for the fourth time in franchise history. St. Louis shutout Minnesota in Game 1, 4-0, as David Perron recorded four points (3-1=4) including a third hat trick for the Blues. Perron tied the record for most points by a Wild opponent in a playoff game and became the third player to record a hat trick against Minnesota. The Wild evened the series with a 6-2 victory in Game 2 as Kirill Kaprizov recorded the first playoff hat trick in team history and Joel Eriksson Ek added two goals and an assist. Minnesota earned a 5-1 win in Game 3 as five different players scored and Marc-Andre Fleury made 29 saves. Jordan Kyrou and Perron (2-1=3) tallied two goals each as St. Louis earned a 5-2 win in Game 4. Jordan Binnington made 28 saves in his first start in the series. The series returned to St. Paul for Game 5, and the Wild held a 2-1 lead after the first period on two power play goals from Kirill Kaprizov. The game was tied 2-2 after two periods and Vladimir Tarasenko scored three times in the third period to lead the Blues to a 5-2 win. St. Louis claimed a 5-1 win in Game 6 to clinch the series. Cam Talbot made 22 saves in his first start in the series. Kaprizov led the Wild with eight points (7-1=8) and set a franchise record for most goals in a series. He also tied the franchise record for longest goal streak in the playoffs scoring a goal in Games 2-5. Eriksson Ek (3-2=5) and Ryan Hartman (0-5=5) ranked T-2nd on the team in scoring. Fleury went 2-3 with a 3.04 GAA and a .906 SV% in five starts. Talbot went 0-1 with a 4.14 GAA and a .846 SV%. Perron led the Blues with 13 points (9-4=13). Ryan O'Reilly ranked second with 12 points (7-5=12) and Pavel Buchnevich ranked third with 11 points (1-10=11). Binnington went 3-0-0 with a 1.67 GAA and a .943 SV% in three starts. Ville Husso went 1-2 with a 3.02 GAA and a .906 SV% in three starts.





2021 PLAYOFF STATISTICS

#	POS	PLAYER	GP	TOI/G	G	A	PTS	+/-	PIM	PPG	SHG	GWG	SOG	SH%
25	D	Jonas Brodin	7	19:43	0	3	3	0	2	0	0	0	5	0.0
24	D	Matt Dumba	7	23:39	1	2	3	-1	17	0	0	0	6	16.7
14	C	Joel Eriksson Ek	7	17:50	2	1	3	0	2	0	0	1	21	9.5
18	LW	Jordan Greenway	7	15:01	1	2	3	0	2	0	0	1	8	12.5
97	LW	Kirill Kaprizov	7	18:52	2	1	3	-3	4	1	0	0	10	20.0
11	LW	Zach Parise	4	13:42	2	1	3	-3	0	0	0	0	5	40.0
46	D	Jared Spurgeon	7	22:55	0	3	3	-6	0	0	0	0	7	0.0
36	RW	Mats Zuccarello	7	16:40	0	3	3	-2	2	0	0	0	15	0.0
22	RW	Kevin Fiala	7	17:11	1	1	2	-6	2	1	0	0	22	4.6
17	RW	Marcus Foligno	7	15:41	0	2	2	0	0	0	0	0	9	0.0
38	C	Ryan Hartman	7	17:06	2	0	2	-5	2	0	0	1	17	11.8
7	C	Nico Sturm	7	11:07	1	1	2	1	0	0	0	0	6	16.7
59	D	Calen Addison	3	12:16	0	1	1	-1	0	0	0	0	0	-
27	C	Nick Bjugstad	6	9:04	1	0	1	0	2	0	0	0	11	9.1
20	D	Ryan Suter	7	24:03	0	1	1	-4	0	0	0	0	9	0.0
13	RW	Nick Bonino	7	12:54	0	0	0	-3	0	0	0	0	5	0.0
28	D	Ian Cole	7	16:13	0	0	0	-1	6	0	0	0	7	0.0
90	RW	Marcus Johansson	3	11:39	0	0	0	-1	0	0	0	0	1	0.0
49	C	Victor Rask	7	14:52	0	0	0	-2	0	0	0	0	7	0.0
37	RW	Kyle Rau	1	9:37	0	0	0	0	0	0	0	0	2	0.0
21	D	Carson Soucy	4	13:17	0	0	0	-1	2	0	0	0	1	0.0
#	GOALTENDER		GP	GS	W	L	SA	SV	SV%	GA	GAA	SO	MIN	PIM
33	Cam Talbot		7	7	3	4	222	205	0.923	17	2.45	2	416	0



2021 PLAYOFF RESULTS



2021 FIRST ROUND																
#3 MINNESOTA WILD vs. #2 VEGAS GOLDEN KNIGHTS																
Wild loses series, 3-4 (Wild 1-2 at home, 2-2 at road)																
		Scoring By Period					Shots By Period					Power	Penalties/	Game-Winning	Goalie	
DATE	OPP.	1	2	3	OT	F	1	2	3	OT	T	Plays	Minutes	Goal	(Saves-Shots)	Attn.
G1	MIN	0	0	0	1	1	5	13	9	3	30	0-2	3-6	Eriksson Ek (1)	Talbot (42-42)	
5/16	VGK	0	0	0	0	0	19	11	10	2	42	0-3	2-4		Fleury (29-30)	8,683
G2	MIN	0	1	0	—	1	17	10	8	—	35	0-1	3-6		Talbot (25-28)	
5/18	VGK	0	2	1	—	3	10	12	6	—	28	1-2	2-4	Tuch (1)	Fleury (34-35)	8,683
G3	VGK	0	3	2	—	5	4	22	14	—	40	0-5	2-4	Smith (1)	Fleury (14-16)	
5/20	MIN	2	0	0	—	2	7	5	4	—	16	0-2	5-10		Talbot (35-39)	4,500
G4	VGK	1	2	1	—	4	9	5	4	—	18	0-1	2-6	Roy (1)	Fleury (35-35)	
5/22	MIN	0	0	0	—	0	11	11	13	—	35	0-3	1-2		Talbot (14-17)	4,500
G5	MIN	3	0	1	—	4	7	1	6	—	14	0-0	2-4	Greenway (1)	Talbot (38-40)	
5/24	VGK	1	1	0	—	2	7	22	11	—	40	1-2	0-0		Fleury (10-13)	12,156
G6	VGK	0	0	0	—	0	6	7	10	—	23	0-1	3-9		Fleury (21-24)	
5/26	MIN	0	0	3	—	3	9	5	10	—	24	1-1	3-9	Hartman (1)	Talbot (23-23)	4,500
G7	MIN	1	1	0	—	2	10	6	4	—	20	1-2	4-8		Fleury (18-20)	
5/28	VGK	1	3	2	—	6	8	17	9	—	34	0-1	5-10	Pacioretty (1)	Talbot (28-33)	12,156
		Scoring By Period					Shots By Period					Power Plays	Penalties/		Goaltenders	
TOTALS		1	2	3	OT	F	1	2	3	OT	T	(Percentage)	Minutes		(Record, Saves-Shots)	
	VGK	3	11	6	0	20	63	96	64	2	225	2-15 (13.3)	16-37		Fleury (4-3, 161-173)	
	MIN	6	2	4	1	13	66	51	54	3	174	2-11 (18.2)	21-45		Talbot (3-4, 205-222)	

SERIES NOTES

Minnesota advanced to the Stanley Cup Playoffs for the 11th time in franchise history and faced the Vegas Golden Knights in the playoffs for the first time. The Wild claimed a 1-0 overtime win in Game 1 as Cam Talbot stopped all 42 shots faced. Joel Eriksson Ek scored the game-winning goal 3:20 into overtime, his first career overtime goal in the playoffs. Talbot set a franchise record for most saves in franchise history in a playoff shutout. Minnesota lost Game 2 by a score of 3-1. Matt Dumba opened the scoring at 12:07 of the second period, but Vegas responded with the game-tying goal 18 seconds later and scored the final three goals in the contest. First period goals by Ryan Hartman and Joel Eriksson Ek gave Minnesota a 2-0 lead in Game 3, but Vegas scored the next five goals to earn a 5-2 win. Marc-Andre Fleury stopped all 35 shots faced as Vegas earned a 4-0 win in Game 4 despite being outshot 35-18. Vegas scored first in Game 5, but the Wild responded with three first period goals and went on to earn a 4-2 win despite being outshot 40-14. Cam Talbot stopped all 23 shots faced as Minnesota claimed a 3-0 win in Game 6. Ryan Hartman opened the scoring at 4:21 of the third period, followed by goals from Kevin Fiala and Nick Bjugstad. Both teams scored a goal in the first period, but Vegas scored three times in the second period and twice in the third period to earn a 6-2 win in Game 7. Mattias Janmark recorded a hat trick for the Golden Knights. The loss was the first-ever by the Wild in a Game 7. Eight different players scored three points in the series for Minnesota and Talbot stopped 205 of 222 shots faced for a 2.45 GAA, a .923 SV% and two shutouts in seven starts. Janmark led Vegas in scoring with six points (3-3=6). Mark Stone (4-1=5), Alex Tuch (3-2=5) and Chandler Stephenson (0-5=5) recorded five points each. Fleury stopped 161 of 173 shots faced for a 1.71 GAA, a .931 SV% and one shutout in seven starts.





2020 PLAYOFF STATISTICS

#	POS	PLAYER	GP	TOI/G	G	A	PTS	+/-	PIM	PPG	SHG	GWG	SOG	SH%
12	C	Eric Staal	4	17:49	1	4	5	0	2	0	0	0	9	11.1
22	LW	Kevin Fiala	4	17:38	3	1	4	1	10	1	0	1	19	15.8
46	D	Jared Spurgeon	4	22:48	2	2	4	-1	4	1	0	0	7	28.6
11	LW	Zach Parise	4	17:44	0	3	3	2	2	0	0	0	6	0.0
25	D	Jonas Brodin	4	23:48	0	2	2	1	0	0	0	0	8	0.0
19	C	Luke Kunin	4	14:30	2	0	2	0	2	1	1	0	6	33.3
24	D	Matt Dumba	4	25:03	0	1	1	1	2	0	0	0	14	0.0
14	C	Joel Eriksson Ek	4	14:24	1	0	1	1	2	0	0	0	8	12.5
17	LW	Marcus Foligno	4	13:37	0	1	1	-2	5	0	0	0	4	0.0
7	C	Nico Sturm	2	11:09	1	0	1	-1	0	0	0	0	1	100.0
20	D	Ryan Suter	3	23:27	0	1	1	1	0	0	0	0	3	0.0
36	RW	Mats Zuccarello	4	14:07	0	1	1	-1	0	0	0	0	3	0.0
44	D	Matt Bartkowski	1	9:59	0	0	0	0	0	0	0	0	2	0.0
6	C	Ryan Donato	2	9:00	0	0	0	1	2	0	0	0	1	0.0
27	C	Alex Galchenyuk	4	13:46	0	0	0	-2	4	0	0	0	4	0.0
18	LW	Jordan Greenway	4	13:30	0	0	0	-1	8	0	0	0	6	0.0
38	C	Ryan Hartman	4	11:30	0	0	0	0	9	0	0	0	6	0.0
77	D	Brad Hunt	4	13:36	0	0	0	-1	2	0	0	0	7	0.0
9	C	Mikko Koivu	4	11:36	0	0	0	0	6	0	0	0	5	0.0
21	D	Carson Soucy	4	14:39	0	0	0	-3	0	0	0	0	3	0.0
#	GOALTENDER		GP	GS	W	L	SA	SV	SV%	GA	GAA	SO	MIN	PIM
32	Alex Stalock		4	4	1	3	116	104	0.897	12	3.03	1	237	0



2020 PLAYOFF RESULTS



2020 QUALIFYING ROUND																
#10 MINNESOTA WILD vs. #7 VANCOUVER CANUCKS																
Wild loses series, 1-3 (Wild 0-2 at home, 1-1 at road)																
DATE	OPP.	Scoring By Period					Shots By Period					Power Plays	Penalties/ Minutes	Game-Winning Goal	Goalie (Saves-Shots)	Attn.
		1	2	3	OT	F	1	2	3	OT	T					
G1	MIN	1	1	1	—	3	12	8	11	—	31	2-4	4-11	Fiala (1)	Stalock (28-28)	
8/2	VAN	0	0	0	—	0	14	10	4	—	28	0-1	8-27		Markstrom (28-30)	0
G2	MIN	1	0	2	—	3	9	10	16	—	35	0-6	8-16		Stalock (24-28)	
8/4	VAN	1	2	1	—	4	10	10	8	—	28	1-7	7-14	Horvat (1)	Markstrom (32-35)	0
G3	VAN	0	1	2	—	3	10	9	10	—	29	2-7	11-22	Boeser (1)	Markstrom (27-27)	
8/6	MIN	0	0	0	—	0	10	10	7	—	27	0-7	11-22		Stalock (26-29)	0
G4	VAN	1	2	1	1	5	13	11	6	1	31	1-4	6-15	Tanev (1)	Markstrom (25-29)	
8/7	MIN	2	2	0	0	4	12	9	8	0	29	1-5	5-13		Stalock (26-31)	0
TOTALS		Scoring By Period					Shots By Period					Power Plays (Percentage)	Penalties/ Minutes	Goaltenders		
		1	2	3	OT	F	1	2	3	OT	T			(Record, Saves-Shots)		
		VAN	2	5	4	1	12	47	40	28	1	116	4-19 (21.1)	32-78	Markstrom (3-1, 112-121)	
	MIN	4	3	3	0	10	43	37	42	0	122	3-22 (13.6)	28-62	Stalock (1-3, 104-116)		

SERIES NOTES

After an unprecedented season, the Minnesota Wild advanced to the Stanley Cup Playoffs for its 10th time in franchise history. The NHL split the 24 teams into two bubbles without fans — Edmonton (West) and Toronto (East). The Wild faced off against Vancouver in the Qualifying Round to play in its first-ever, best-of-five playoff series. Minnesota took Game 1 with a 3-0 shutout victory. It marked the Wild's fifth postseason shutout victory in franchise history. Alex Stalock made his first career playoff start in a Wild sweater and earned his first career postseason win and shutout stopping all 28 shots faced. Jared Spurgeon tallied a first career career-high three points (2-1=3) to set a franchise record for most points in a playoff game by a Wild defenseman. His two goal made him the franchise leader for most playoff goals by a Wild blueliner. Kevin Fiala netted the game-winning goal on the power-play in the first period. Minnesota fell in Game 2 of the series, 4-3. Kevin Fiala scored two goals in a span of 2:20 in the third period for his first career multi-goal playoff game. Luke Kunin netted his first career playoff goal shorthanded to become the seventh player in franchise history to record a postseason SHG and the 11th player to score his first career regular season and first playoff goal shorthanded. Zach Parise tallied two assists to surpass Mikko Koivu for first place in playoff assists in team history. Vancouver earned a 3-0 shutout win in Game 3 to take the series lead, 2-1. The Canucks were the first to break the 0-0 score as Brock Boeser potted the power-play, game-winning goal at 13:49 in the second period. Zach Parise skated in his 100th career Stanley Cup Playoff contest. Minnesota lost the series as Vancouver took Game 4 with a 5-4 overtime win. Kunin opened the game's scoring with his first career playoff power-play goal at 2:58 in the first period. The Wild held a 3-1 lead before the Canucks' Brandon Sutter and Quinn Hughes each netted goals in a span of 1:24 in the second period to tie the game. Nico Sturm made his playoff debut in Game 3 and scored his first career NHL goal in Game 4. He became the second player in Wild history to score his first NHL goal in the playoffs. Bo Horvat forced the overtime with his goal at 14:14 of the third period. Christopher Tanev netted the overtime winner just 11 seconds into the extra session. Eric Staal led the Wild with five points (1-4=5) in four games and Fiala (3-1=4) and Spurgeon (2-2=4) ranked tied for second with four points each. Stalock stopped 104-of-116 shots faced for a 3.03 GAA, a .897 SV% and one shutout. Hughes led the Canucks with six points (1-5=6). Horvat (2-2=4), Elias Pettersson (1-3=4) and Tanev (1-3=4) each tallied four points. Jacob Markstrom stopped 112-of-121 shots faced for a 2.27 GAA, a .926 SV% and one shutout in four starts.





2018 PLAYOFF STATISTICS

#	POS	PLAYER	GP	TOI/G	G	A	PTS	+/-	PIM	PPG	SHG	GWG	SOG	SH%
9	C	Mikko Koivu	5	18:09	0	4	4	-2	2	0	0	0	13	0.0
64	RW	Mikael Granlund	5	18:24	1	2	3	-1	0	1	0	0	6	16.7
11	LW	Zach Parise	3	16:55	3	0	3	0	2	2	0	0	5	60.0
25	D	Jonas Brodin	5	24:42	0	2	2	-3	2	0	0	0	9	0.0
7	C	Matt Cullen	5	11:18	1	1	2	-3	2	0	0	0	4	25.0
24	D	Matt Dumba	5	26:58	1	1	2	-4	4	0	0	1	10	10.0
18	LW	Jordan Greenway	5	14:12	1	1	2	2	0	0	0	0	3	33.3
36	D	Nick Seeler	5	17:23	0	2	2	1	7	0	0	0	5	0.0
12	C	Eric Staal	5	18:24	1	1	2	-3	2	0	0	0	14	7.1
14	C	Joel Eriksson Ek	5	12:46	0	1	1	0	0	0	0	0	10	0.0
17	LW	Marcus Foligno	5	10:43	1	0	1	-2	16	0	0	0	4	25.0
39	D	Nate Prosser	5	14:00	0	1	1	-1	14	0	0	0	2	0.0
46	D	Jared Spurgeon	5	21:48	0	1	1	-4	0	0	0	0	3	0.0
26	LW	Daniel Winnik	5	13:30	0	1	1	0	5	0	0	0	6	0.0
3	C	Charlie Coyle	5	14:06	0	0	0	-3	2	0	0	0	10	0.0
63	LW	Tyler Ennis	1	7:14	0	0	0	-1	0	0	0	0	1	0.0
6	D	Ryan Murphy	1	16:37	0	0	0	0	0	0	0	0	2	0.0
22	RW	Nino Niederreiter	5	15:58	0	0	0	-4	0	0	0	0	9	0.0
37	C	Kyle Rau	1	10:05	0	0	0	-1	0	0	0	0	0	0.0
60	D	Carson Soucy	4	13:33	0	0	0	-3	0	0	0	0	2	0.0
16	LW	Jason Zucker	5	16:26	0	0	0	-4	0	0	0	0	8	0.0
#	GOALTENDER		GP	GS	W	L	SA	SV	SV%	GA	GAA	SO	MIN	PIM
40	Devan Dubnyk		5	5	1	4	152	138	0.908	14	3.39	0	248	0
32	Alex Stalock		1	0	0	0	16	15	0.938	1	1.25	0	48	0



2018 PLAYOFF RESULTS



2018 FIRST ROUND																
#4 MINNESOTA WILD vs. #2 WINNIPEG JETS																
Wild loses series, 4-1 (Wild 1-1 at Xcel Energy Center, 0-3 at Winnipeg)																
		Scoring By Period					Shots By Period					Power	Penalties/	Game-Winning	Goalie	
DATE	OPP.	1	2	3	OT	F	1	2	3	OT	T	Plays	Minutes	Goal	(Saves-Shots)	Attn.
G1	MIN	0	0	2	—	2	4	12	4	—	20	0-1	2-4		Dubnyk (37-40)	
4/11	WPG	0	1	2	—	3	13	8	19	—	40	1-2	1-2	Morrow (1)	Hellebuyck (18-20)	*15,321
G2	MIN	0	0	1	—	1	9	5	3	—	17	1-4	9-40		Dubnyk (40-44)	
4/13	WPG	0	1	3	—	4	13	14	17	—	44	0-2	10-42	Stastny (1)	Hellebuyck (16-17)	*15,321
G3	WPG	1	1	0	—	2	7	12	12	—	31	1-5	3-6	HELLEBUYCK	(16-22); Mason (7-7)	
4/15	MIN	2	4	0	—	6	13	9	7	—	29	2-3	5-10	Dumba (1)	Dubnyk (29-31)	*19,175
G4	WPG	1	0	1	—	2	7	12	9	—	28	0-1	2-4	Scheifele (1)	Hellebuyck (30-30)	
4/17	MIN	0	0	0	—	0	11	10	9	—	30	0-2	1-2		Dubnyk (26-27)	*19,277
G5	MIN	0	0	0	—	0	9	10	11	—	30	0-3	2-4		DUBNYK (6-10); Stalock (15-16)	
4/20	WPG	4	0	1	—	5	13	7	6	—	26	1-2	3-6	Trouba (1)	Hellebuyck (30-30)	*15,321
		Scoring By Period					Shots By Period					Power Plays	Penalties/		Goaltenders	
TOTALS		1	2	3	OT	F	1	2	3	OT	T	(Percentage)	Minutes		(Record, Saves-Shots)	
	WPG	6	3	7	—	16	53	53	63	—	169	3-13 (23.1)	19-60		Hellebuyck (4-1,110-119); Mason (0-0, 7-7)	
	MIN	2	4	3	—	9	46	46	34	—	126	3-13 (23.1)	19-60		Dubnyk (1-4, 138-152); Stalock (0-0, 15-16)	

SERIES NOTES

The Wild extended its franchise record streak by advancing to the Stanley Cup Playoffs for the sixth consecutive season as Minnesota and Winnipeg met for the first time in the postseason. Minnesota was one of three NHL teams to make the playoffs in each of the last six seasons, joining Anaheim and Pittsburgh (2013-18). The Wild took a 2-1 lead early in the third period of Game 1 on goals from Matt Cullen and Zach Parise, but the Jets responded with third period goals from Patrik Laine and Joe Morrow to claim a 3-2 win. Winnipeg scored the first four goals in Game 2 to claim a 4-1 win. Parise scored for Minnesota in the third period and the teams combined for 76 PIM in the third period. Six different players scored for the Wild in Game 3 to lead the team to a 6-2 win at Xcel Energy Center. Blake Wheeler opened the scoring before Minnesota responded with three straight goals. Parise scored a goal for the third consecutive game, but suffered a fractured sternum in Game 3 and missed the remainder of the series. Mark Scheifele scored both goals in the Jets 2-0 victory in Game 4, tallying a PPG with 28 seconds remaining in the first period and an empty-net tally with 12 seconds remaining in the contest. The Jets scored four times in the first period of Game 5 and earned a 5-0 series-clinching win. Winnipeg outshot Minnesota, 169-126, in the series and both teams went 3-for-13 on the power play. Mikko Koivu led the Wild in scoring with four assists. Parise (3-0=3) and Mikael Granlund (1-2=3) recorded three points each. Devan Dubnyk stopped 138-of-152 shots faced for a 3.39 GAA and a .908 SV%. Scheifele (4-1=5) and Dustin Byfuglien (0-5=5) led the Jets in scoring with five points each. Laine (2-2=4), Paul Stastny (1-3=4) and Wheeler (1-3=4) added four points each. Connor Hellebuyck stopped 110-of-119 shots faced for a 1.94 GAA, a .924 SV% and two shutouts in the series.





2017 PLAYOFF STATISTICS

#	POS	PLAYER	GP	TOI/G	G	A	PTS	+/-	PIM	PPG	SHG	GWG	SOG	SH%
11	LW	Zach Parise	5	19:27	2	1	3	-4	8	1	0	0	19	10.5
20	D	Ryan Suter	5	29:06	1	2	3	-3	10	1	0	0	15	6.7
3	C	Charlie Coyle	5	17:11	2	0	2	-1	2	0	0	1	14	14.3
64	C	Mikael Granlund	5	20:32	0	2	2	0	2	0	0	0	10	0.0
9	C	Mikko Koivu	5	20:09	1	1	2	-1	0	1	0	0	6	16.7
25	D	Jonas Brodin	5	19:00	0	1	1	-3	0	0	0	0	5	0.0
19	C	Martin Hanzal	5	18:44	1	0	1	-2	0	0	0	0	10	10.0
56	C	Erik Haula	4	15:24	0	1	1	-2	0	0	0	0	9	0.0
22	RW	Nino Niederreiter	5	15:58	0	1	1	-2	2	0	0	0	7	0.0
29	RW	Jason Pominville	5	14:05	0	1	1	1	0	0	0	0	11	0.0
39	D	Nate Prosser	3	9:47	0	1	1	0	2	0	0	0	4	0.0
46	D	Jared Spurgeon	5	25:20	0	1	1	-1	0	0	0	0	13	0.0
12	C	Eric Staal	5	18:54	0	1	1	-1	0	0	0	0	12	0.0
16	LW	Jason Zucker	5	17:15	1	0	1	-1	2	0	0	0	20	5.0
24	D	Matt Dumba	5	23:53	0	0	0	-1	2	0	0	0	7	0.0
14	C	Joel Eriksson Ek	3	7:34	0	0	0	0	0	0	0	0	5	0.0
5	D	Christian Folin	2	11:23	0	0	0	-2	2	0	0	0	1	0.0
6	D	Marco Scandella	5	22:55	0	0	0	-1	2	0	0	0	10	0.0
7	RW	Chris Stewart	5	7:50	0	0	0	0	0	0	0	0	2	0.0
21	RW	Ryan White	3	7:04	0	0	0	0	4	0	0	0	2	0.0
#	GOALTENDER		GP	GS	W	L	SA	SV	SV%	GA	GAA	SO	MIN	PIM
40		Devan Dubnyk	5	5	1	4	133	123	0.925	10	1.86	1	322	0

2017 PLAYOFF RESULTS

M

2017 FIRST ROUND																	
#2 MINNESOTA WILD vs. #5 ST. LOUIS BLUES																	
Wild loses series, 4-1 (Wild 0-3 at Xcel Energy Center, 1-1 at St. Louis)																	
		Scoring By Period					Shots By Period					Power	Penalties/	Game-Winning	Goalie		
DATE	OPP.	1	2	3	OT	F	1	2	3	OT	T	Plays	Minutes	Goal	(Saves-Shots)	Attn.	
G1	STL	0	1	0	1	2	9	6	6	5	26	0-4	3-6	Edmundson (1)	Allen (51-52)		
4/12	MIN	0	0	1	0	1	10	16	18	8	52	0-3	4-8		Dubnyk (24-26)	*19,168	
G2	STL	0	1	1	—	2	5	11	6	—	22	0-2	4-8	Schwartz (1)	Allen (23-24)		
4/14	MIN	0	1	0	—	1	9	8	7	—	24	1-3	3-6		Dubnyk (20-22)	*19,404	
G3	MIN	0	1	0	—	1	9	13	19	—	41	0-4	4-8		Dubnyk (28-30)		
4/16	STL	1	1	1	—	3	15	8	8	—	31	1-3	5-10	Schwartz (2)	Allen (40-41)	*19,334	
G4	MIN	1	1	0	—	2	11	10	7	—	28	0-2	3-6	Coyle (1)	Dubnyk (28-28)		
4/19	STL	0	0	0	—	0	4	12	12	—	28	0-2	3-6		Allen (26-28)	*19,791	
G5	STL	2	0	1	1	4	12	7	5	3	27	0-4	7-14	Paajarvi (1)	Allen (34-37)		
4/22	MIN	1	0	2	0	3	9	13	13	2	37	2-6	5-10		Dubnyk (23-27)	*19,228	
		Scoring By Period					Shots By Period					Power Plays	Penalties/		Goaltenders		
TOTALS		1	2	3	OT	F	1	2	3	OT	T	(Percentage)	Minutes		(Record, Saves-Shots)		
	STL	3	3	3	2	11	45	44	37	8	134	1-15 (6.7)	22-44		Allen (4-1, 174-182)		
	MIN	2	3	3	0	8	48	60	64	10	182	3-18 (16.7)	19-38		Dubnyk (1-4, 123-133)		

SERIES NOTES

The Wild advanced to the Stanley Cup Playoffs for the fifth consecutive year. Minnesota and St. Louis met for the second time in the Stanley Cup Playoffs. The Wild defeated St. Louis in six games in the first round of the 2015 Stanley Cup Playoffs. The Wild began a series at Xcel Energy Center for the third time in franchise history, the first since the 2008 First Round. Minnesota registered 52 shots on goal in Game 1 — the most shots on goal during any game in team history, regular-season or playoffs — but Joel Edmundson scored 17:48 into overtime to lift the Blues to a 2-1 OT victory in Saint Paul. Jaden Schwartz scored with 2:27 left in regulation to lead the Blues to a 2-1 victory in Game 2. The series shifted to St. Louis in Game 3, where Alexander Steen secured the 3-1 win with an empty-net goal for the Blues. Devan Dubnyk posted a 28-save shutout as the Wild claimed a 2-0 Game 4 victory. The series ended after Magnus Paajarvi scored 9:42 into overtime to lift the Blues to a 4-3 overtime win in Game 5 at Xcel Energy Center. The Wild outshot the Blues in the series, 182-134. Minnesota killed 14-of-15 power-play opportunities in the series, while scoring three goals on 18 power-play chances. Jake Allen allowed eight goals in five games, recording a 1.47 GAA and .956 SV%, while Devan Dubnyk registered a 1.86 GAA and a .925 SV%. Jaden Schwartz led the series with five points (2-3=5), while Alexander Steen posted four points (2-2=4). Zach Parise (2-1=3) and Ryan Suter (1-2=3) led the Wild in scoring, while Parise and Charlie Coyle led the team with two goals each.





2016 PLAYOFF STATISTICS

#	POS	PLAYER	GP	TOI/G	G	A	PTS	+/-	PIM	PPG	SHG	GWG	SOG	SH%
29	RW	Jason Pominville	6	15:56	4	3	7	0	6	0	0	0	16	25.0
22	RW	Nino Niederreiter	6	15:26	1	5	6	1	4	0	0	0	19	5.3
9	C	Mikko Koivu	6	21:29	3	2	5	0	2	1	0	2	14	21.4
46	D	Jared Spurgeon	6	26:00	2	3	5	1	4	2	0	0	10	20.0
56	C	Erik Haula	5	18:15	1	3	4	0	2	0	0	0	11	9.1
25	D	Jonas Brodin	6	20:36	1	2	3	3	0	0	0	0	1	100.0
64	C	Mikael Granlund	6	22:22	1	2	3	-2	0	0	0	0	22	4.5
20	D	Ryan Suter	6	29:17	0	3	3	3	4	0	0	0	10	0.0
3	C	Charlie Coyle	6	18:50	1	1	2	-4	6	0	0	0	13	7.7
24	D	Matt Dumba	6	14:31	0	2	2	-2	6	0	0	0	5	0.0
16	LW	Jason Zucker	6	13:56	0	2	2	-4	2	0	0	0	3	0.0
12	RW	David Jones	6	12:54	0	1	1	0	0	0	0	0	3	0.0
7	LW	Chris Porter	6	10:14	1	0	1	0	0	0	0	0	4	25.0
39	D	Nate Prosser	6	11:54	0	1	1	-6	0	0	0	0	2	0.0
6	D	Marco Scandella	6	19:34	1	0	1	-7	4	1	0	0	12	8.3
10	C	Jordan Schroeder	2	11:33	1	0	1	-1	0	0	0	0	2	50.0
18	LW	Ryan Carter	2	10:04	0	0	0	-1	10	0	0	0	1	0.0
27	C	Zac Dalpe	3	8:09	0	0	0	-1	0	0	0	0	0	0.0
14	RW	Justin Fontaine	4	13:21	0	0	0	-1	0	0	0	0	4	0.0
63	RW	Kurtis Gabriel	4	5:25	0	0	0	0	0	0	0	0	2	0.0
19	C	Jarret Stoll	4	9:07	0	0	0	-1	4	0	0	0	2	0.0
#	GOALTENDER		GP	GS	W	L	SA	SV	SV%	GA	GAA	SO	MIN	PIM
40		Devan Dubnyk	6	6	2	4	163	143	0.877	20	3.34	0	359	0



2016 PLAYOFF RESULTS



2016 FIRST ROUND																
#8 MINNESOTA WILD vs. #1 DALLAS STARS																
Wild loses series, 4-2 (Wild 1-2 at Xcel Energy Center, 1-2 at Dallas)																
DATE	OPP.	Scoring By Period					Shots By Period					Power Plays	Penalties/ Minutes	Game-Winning Goal	Goalie	Attn.
		1	2	3	OT	F	1	2	3	OT	T				(Saves-Shots)	
G1	MIN	0	0	0	—	0	2	11	9	—	22	0-2	6-12		Dubnyk (28-31)	
4/14	DAL	0	2	2	—	4	14	8	10	—	32	1-6	2-4	Faksa (1)	Lehtonen (22-22)	*18,532
G2	MIN	0	0	1	—	1	7	11	8	—	26	1-5	6-20		Dubnyk (26-28)	
4/16	DAL	0	1	1	—	2	14	10	4	—	28	0-5	5-10	Ja. Benn (1)	Lehtonen (25-26)	*18,988
G3	DAL	2	0	1	—	3	6	4	7	—	17	0-2	3-6		Lehtonen (20-24)	
4/18	MIN	1	2	2	—	5	10	8	7	—	25	1-2	3-6	Koivu (1)	Dubnyk (14-17)	*19,038
G4	DAL	0	3	0	—	3	10	10	2	—	22	2-2	4-10	Spezza (1)	Niemi (28-30)	
4/20	MIN	0	2	0	—	2	9	7	14	—	30	0-3	3-6		Dubnyk (19-22)	*19,080
G5	MIN	2	0	2	1	5	7	10	5	2	24	0-0	3-6	Koivu (2)	Dubnyk (37-41)	
4/22	DAL	1	0	3	0	4	12	11	15	3	41	0-2	1-2		Niemi (19-24)	*18,889
G6	DAL	3	1	1	—	5	13	5	6	—	24	1-2	4-8	Goligoski (1)	Lehtonen (25-29)	
4/24	MIN	0	0	4	—	4	6	7	16	—	29	2-4	2-4		Dubnyk (19-24)	*19,310
TOTALS	Scoring By Period					Shots By Period					Power Plays (Percentage)	Penalties/ Minutes	Goalenders			
	1	2	3	OT	F	1	2	3	OT	T			(Record, Saves-Shots)			
	DAL	6	7	8	0	21	69	48	44	3			164	4-19 (21.1)	19-40	Lehtonen (3-1, 92-101); Niemi (1-1, 47-54)
	MIN	3	4	9	1	17	41	54	59	2	156	4-16 (25.0)	23-54	Dubnyk (2-4, 143-163)		

SERIES NOTES

Minnesota faced the Dallas Stars for the first time in the Stanley Cup Playoffs. The meeting marked the fourth straight postseason Minnesota played the Central Division champion in the opening round. After posting a shutout win in Game 1 and extending its series lead to 2-0 after the first pair of games in Dallas, the Stars scored twice in the first 4:10 of Game 3 in Saint Paul before Minnesota earned a comeback victory. Dallas claimed a Game 4 win in Minnesota before Mikko Koivu scored an overtime goal to help Minnesota to a Game 5 victory in Dallas. The Stars opened Game 6 with four goals before Minnesota scored four times in the third period, but Alex Goligoski's marker served as the series-winner in Saint Paul. Jason Pominville led Minnesota in points and tied for the series lead in goals (4-3=7), including a three-point performance (2-1=3) in the Game 3 victory. Nino Niederreiter led the Wild in assists and ranked second on the club with six points (1-5=6) — all tallied in a four-game streak to end the series. Devan Dubnyk set the Wild franchise record for all-time playoff games and starts with his 12th contest in Game 2 before stopping a career-high 37 shots on a career-high 41 shots faced in Game 5 — becoming Minnesota's franchise record holder for most career playoff wins with his sixth victory. Jamie Benn led the series in points and assists (4-6=10) and tied for most goals alongside his teammate Jason Spezza, who ranked second in the series with nine points (4-5=9). Kari Lehtonen led Dallas with a 3-1 record in four games played, including the series-clinching Game 6 victory, while Antti Niemi posted a 1-1 record after starting Games 4 and 5.





2015 PLAYOFF STATISTICS

#	POS	PLAYER	GP	TOI/G	G	A	PTS	+/-	PIM	PPG	SHG	GWG	SOG	SH%
11	LW	Zach Parise	10	18:53	4	6	10	0	4	1	1	0	20	20.0
64	C	Mikael Granlund	10	17:50	2	4	6	2	0	0	0	1	18	11.1
29	RW	Jason Pominville	10	17:29	3	3	6	-1	0	2	0	1	33	9.1
22	RW	Nino Niederreiter	10	15:06	4	1	5	-2	10	0	0	1	19	21.1
55	D	Matt Dumba	10	16:05	2	2	4	-1	2	2	0	0	15	13.3
9	C	Mikko Koivu	10	18:13	1	3	4	-4	2	1	0	0	14	7.1
46	D	Jared Spurgeon	10	21:20	1	3	4	0	4	1	0	0	11	9.1
26	LW	Thomas Vanek	10	14:12	0	4	4	-7	2	0	0	0	19	0.0
6	D	Marco Scandella	10	20:44	2	1	3	4	0	0	0	0	17	11.8
20	D	Ryan Suter	10	26:59	0	3	3	-8	0	0	0	0	13	0.0
16	LW	Jason Zucker	10	14:11	2	1	3	-1	2	0	0	0	21	9.5
24	LW	Matt Cooke	7	11:08	0	2	2	1	4	0	0	0	8	0.0
3	C	Charlie Coyle	10	14:22	1	1	2	-3	0	0	0	0	14	7.1
14	RW	Justin Fontaine	6	10:45	1	1	2	0	2	0	0	1	4	25.0
44	RW	Chris Stewart	8	15:59	0	2	2	-3	2	0	0	0	9	0.0
56	LW	Erik Haula	2	10:59	1	0	1	1	0	0	0	0	4	25.0
23	LW	Sean Bergenheim	3	10:09	0	0	0	-2	0	0	0	0	1	0.0
25	D	Jonas Brodin	10	21:53	0	0	0	-2	0	0	0	0	3	0.0
21	C	Kyle Brodziak	10	12:30	0	0	0	-3	2	0	0	0	12	0.0
18	C	Ryan Carter	1	6:18	0	0	0	0	0	0	0	0	0	0.0
33	D	Jordan Leopold	9	12:00	0	0	0	-3	0	0	0	0	7	0.0
39	D	Nate Prosser	1	4:02	0	0	0	-1	2	0	0	0	0	0.0
10	C	Jordan Schroeder	3	11:14	0	0	0	0	0	0	0	0	5	0.0
#	GOALTENDER		GP	GS	W	L	SA	SV	SV%	GA	GAA	SO	MIN	PIM
40	Devan Dubnyk		10	10	4	6	260	236	0.908	24	2.53	1	570	0
35	Darcy Kuemper		1	0	0	0	9	9	1.000	0	0	0	23	0



2015 PLAYOFF RESULTS



2015 FIRST ROUND																
#6 MINNESOTA WILD vs. #2 ST. LOUIS BLUES																
Wild wins series, 4-2 (Wild 2-1 at Xcel Energy Center, 2-1 at St. Louis)																
DATE	OPP.	Scoring By Period					Shots By Period					Power Plays	Penalties/ Minutes	Game-Winning Goal	Goalie (Saves-Shots)	Attn.
		1	2	3	OT	F	1	2	3	OT	T					
G1	MIN	1	1	2	—	4	7	14	8	—	29	2-4	2-4	Granlund (1)	Dubnyk (19-21)	
4/16	STL	0	0	2	—	2	7	4	10	—	21	0-2	5-18		Allen (25-27)	*19,671
G2	MIN	0	0	1	—	1	7	10	8	—	25	0-1	3-6		Dubnyk (23-26)	
4/18	STL	2	0	2	—	4	9	10	8	—	27	1-3	1-2	Tarasenko(1)	Allen (24-25)	*19,243
G3	STL	0	0	0	—	0	4	6	7	—	17	0-0	4-16		Allen (21-23)	
4/20	MIN	0	2	1	—	3	9	11	4	—	24	0-3	0-0	Pominville (1)	Dubnyk (17-17)	*19,165
G4	STL	3	3	0	—	6	10	8	8	—	26	0-2	1-2	Tarasenko (2)	Allen (17-18)	
4/22	MIN	0	1	0	—	1	4	6	8	—	18	1-1	2-4	DUBNYK (11-17); Kuemper (9-9)	Dubnyk (36-37)	*19,390
G5	MIN	1	2	1	—	4	3	13	3	—	19	1-2	3-6	Niederreiter (1)	Dubnyk (36-37)	
4/24	STL	1	0	0	—	1	12	6	19	—	37	1-2	3-6		Allen (15-19)	*19,653
G6	STL	0	1	0	—	1	4	15	12	—	31	0-2	2-4		ALLEN (11-13); Elliott (6-7)	
4/26	MIN	1	1	2	—	4	10	7	4	—	21	0-1	3-6	Fontaine (1)	Dubnyk (30-31)	*19,318
TOTALS		Scoring By Period					Shots By Period					Power Plays (Percentage)	Penalties/ Minutes	Goaltenders (Record, Saves-Shots)		
	1	2	3	OT	F	1	2	3	OT	T						
	STL	6	4	4	—	14	46	49	64	—	159			2-11 (18.2)	16-48	Allen (2-4, 113-125); Elliott (0-0, 6-7)
	MIN	3	7	7	—	17	40	61	35	—	136	4-12 (33.3)	13-26	Dubnyk (4-2, 136-196); Kuemper (0-0, 9-9)		

SERIES NOTES

For the first time in franchise history, Minnesota clinched a playoff series with a home-ice victory, defeating the St. Louis Blues in Game 6 of the first-round series at Xcel Energy Center. The win also marked the first time Minnesota won a playoff series in fewer than seven games, with its three previous series-clinching victories coming on the road in a Game 7. Zach Parise led the Wild with seven points (3-4=7) in the series, while his linemates Jason Pominville (2-3=5) and Mikael Granlund (1-4=5) ranked T-2nd with five points each. Nino Niederreiter scored three goals in the series to tie Parise for the team lead and ranked fourth on the Wild with four points during the series. Niederreiter scored the winner in Game 5 to become the Wild's all-time leader in playoff GWG (3). In his first NHL postseason, Devan Dubnyk recorded a 2.32 GAA and .913 SV% while going 4-2 in the series, including a 17-save shutout in Game 3. Over the six-game series, the Wild posted a 33.3 percent success rating on the power play (4-of-12) and added one shorthanded goal (Parise). St. Louis defenseman Kevin Shattenkirk led the series with eight points (0-8=8), while Vladimir Tarasenko totaled seven points (6-1=7), including a Game 2 hat trick. Jake Allen went 2-4 for the Blues, posting a 2.20 GAA and a .904 SV%. The Wild led the Blues in both hits (149 to 134) and blocked shots (102 to 79) in the series.

2015 SECOND ROUND																
#6 MINNESOTA WILD vs. #4 CHICAGO BLACKHAWKS																
Wild loses series, 4-0 (Wild 0-2 at Xcel Energy Center, 0-2 at Chicago)																
DATE	OPP.	Scoring By Period					Shots By Period					Power Plays	Penalties/ Minutes	Game-Winning Goal	Goalie (Saves-Shots)	Attn.
		1	2	3	OT	F	1	2	3	OT	T					
G1	MIN	0	3	0	—	3	13	12	8	—	33	1-3	1-2		Dubnyk (31-35)	
5/1	CHI	3	1	0	—	4	8	12	15	—	35	0-1	3-6	Teravainen (1)	Crawford (30-33)	*21,851
G2	MIN	0	0	1	—	1	6	10	15	—	31	1-2	2-4		Dubnyk (27-30)	
5/3	CHI	0	2	2	—	4	9	12	10	—	31	0-2	2-4	Kane (1)	Crawford (30-31)	*21,934
G3	CHI	1	0	0	—	1	9	9	4	—	22	1-1	3-6		Crawford (30-30)	
5/5	MIN	0	0	0	—	0	8	12	10	—	30	0-3	1-2	Kane (2)	Dubnyk (21-22)	*19,349
G4	CHI	1	1	2	—	4	8	10	7	—	25	1-2	3-6		Crawford (34-37)	
5/7	MIN	0	1	2	—	3	8	18	11	—	37	1-3	2-4	Hossa (1)	Dubnyk (21-24)	*19,163
TOTALS		Scoring By Period					Shots By Period					Power Plays (Percentage)	Penalties/ Minutes	Goaltenders		
		1	2	3	OT	F	1	2	3	OT	T			(Record, Saves-Shots)		
	CHI	5	4	4	—	13	34	43	36	—	113			2-6 (33.3)	11-22	Crawford (4-0, 124-131)
	MIN	0	4	3	—	7	35	52	44	—	131	3-11 (27.3)	6-12	Dubnyk (0-4, 100-111)		

SERIES NOTES

For the first time in team history, Minnesota advanced to the second round of the Stanley Cup Playoffs in back-to-back seasons. The Blackhawks earned a series sweep en route to the 2015 Stanley Cup Championship. With three points (1-2=3) in the series, Zach Parise became the Wild's all-time playoff points leader, totaling 25 points (9-16=25) in 33 playoff games with Minnesota. Defenseman Matt Dumba, playing in his first NHL postseason, tied Parise as the Wild's leaders in points during the series (1-2=3). Devan Dubnyk posted a 2.82 GAA and .901 SV% in the series. Patrick Kane led the series in both goals and points (5-1=6), while Patrick Sharp ranked second on the Blackhawks with four points (1-3=4). Corey Crawford went 4-0 in net, posting a 1.75 GAA and a .947 SV% during the series, including a 30-save shutout in Game 3. Minnesota outshot Chicago, 122-90, while each team registered 54 blocked shots in the series.



2014 PLAYOFF STATISTICS

#	POS	PLAYER	GP	TOI/G	G	A	PTS	+/-	PIM	PPG	SHG	GWG	SOG	SH%
11	LW	Zach Parise	13	20:28	4	10	14	-3	6	2	0	1	49	8.2
29	RW	Jason Pominville	13	18:15	2	7	9	-3	0	0	0	0	32	6.3
64	C	Mikael Granlund	13	18:01	4	3	7	3	2	0	0	1	35	11.4
56	C	Erik Haula	13	14:12	4	3	7	2	0	0	0	1	29	13.8
3	C	Charlie Coyle	13	17:50	3	4	7	-2	6	1	0	1	23	13.0
20	D	Ryan Suter	13	29:13	1	6	7	-5	4	1	0	0	29	3.4
9	C	Mikko Koivu	13	20:31	1	6	7	-4	10	0	0	0	30	3.3
46	D	Jared Spurgeon	13	24:03	3	3	6	0	2	1	0	0	22	13.6
22	RW	Nino Niederreiter	13	14:39	3	3	6	0	8	0	0	2	22	13.6
21	C	Kyle Brodziak	12	13:15	3	3	6	-2	2	0	0	0	15	20.0
15	LW	Dany Heatley	11	11:32	1	5	6	6	4	0	0	0	9	11.1
6	D	Marco Scandella	13	21:28	2	1	3	4	0	0	1	0	20	10.0
4	D	Clayton Stoner	13	12:16	1	2	3	2	26	0	0	0	13	7.7
26	LW	Matt Moulson	10	14:59	1	2	3	0	4	0	0	0	21	4.8
24	LW	Matt Cooke	6	15:59	0	3	3	1	8	0	0	0	4	0.0
14	RW	Justin Fontaine	9	11:06	1	1	2	0	2	0	0	0	13	7.7
25	D	Jonas Brodin	13	23:37	0	2	2	3	12	0	0	0	11	0.0
8	C	Cody McCormick	13	8:16	1	0	1	1	14	0	0	0	6	16.7
39	D	Nate Prosser	10	12:31	0	0	0	2	12	0	0	0	7	0.0
2	D	Keith Ballard	3	10:44	0	0	0	-2	0	0	0	0	2	0.0
19	LW	Stephane Veilleux	4	7:17	0	0	0	1	4	0	0	0	4	0.0
#	GOALTENDER		GP	GS	W	L	SA	SV	SV%	GA	GAA	SO	MIN	PIM
37	Darcy Kuemper		6	5	3	1	127	116	0.913	11	2.03	1	325	0
30	Ilya Bryzgalov		9	8	3	6	182	161	0.885	21	2.63	1	479	0



2014 PLAYOFF RESULTS



2014 FIRST ROUND #7 MINNESOTA WILD vs. #2 COLORADO AVALANCHE Wild wins series, 4-3 (Wild 3-0 at Xcel Energy Center, 1-3 at Colorado)

DATE	OPP.	Scoring By Period	Shots By Period	Power Plays	Penalties/ Minutes	Game-Winning Goal	Goalie (Saves-Shots)	Attn.
G1	MIN	1 3 0 0 4	7 12 11 3 33	1-2	5-12		Bryzgalov (26-31)	
4/17	COL	1 1 2 1 5	8 6 14 3 31	0-4	5-10	Stastny (1)	Varlamov (29-33)	*18,074
G2	MIN	1 0 1 - 2	10 9 13 - 32	0-3	4-16		BRYZGALOV (11-14); Kuemper (14-14)	
4/19	COL	1 2 1 - 4	11 9 9 - 29	1-3	4-16	Landeskog (1)	Varlamov (30-32)	*18,402
G3	COL	0 0 0 0 0	8 7 5 2 22	0-4	7-14		Varlamov (45-46)	
4/21	MIN	0 0 0 1 1	22 9 13 2 46	0-3	8-16	Granlund (1)	Kuemper (22-22)	*19,221
G4	COL	0 1 0 - 1	3 4 5 - 12	0-4	4-8		Varlamov (30-32)	
4/24	MIN	1 1 0 - 2	14 11 7 - 32	1-4	4-8	Coyle (1)	Kuemper (11-12)	*19,396
G5	MIN	0 1 2 0 3	11 9 10 2 32	0-3	4-8		Kuemper (31-35)	
4/26	COL	0 2 1 1 4	8 12 12 3 35	0-3	4-8	MacKinnon (1)	Varlamov (29-32)	*18,418
G6	COL	1 1 0 - 2	6 14 3 - 23	1-4	8-32		Varlamov (18-21)	
4/28	MIN	2 0 3 - 5	9 6 8 - 23	1-3	9-34	Parise (1)	Kuemper (21-23)	*19,314
G7	MIN	1 1 2 1 5	12 8 10 5 35	0-3	3-6	Niederreiter (1)	Kuemper (17-21); Bryzgalov (1-1)	
4/30	COL	2 0 2 0 4	9 5 7 1 22	1-3	3-6		Varlamov (30-35)	*18,511
TOTALS		Scoring By Period	Shots By Period	Power Plays (Percentage)	Penalties/ Minutes		Goaltenders (Record, Saves-Shots)	
	COL	5 7 6 2 20	53 57 55 9 174	3-25 (12.0)	35-94		Varlamov (3-4, 211-231)	
	MIN	6 6 8 2 22	85 64 72 12 233	3-21 (14.3)	37-92	Bryzgalov (1-2, 38-46); Kuemper (3-1, 116-127)		

SERIES NOTES

With a 5-4 overtime victory in Game 7, the Wild became the first team in NHL history to record four score-tying goals in a Game 7 (Elias Sports Bureau). Nino Niederreiter scored two goals, including the winner 5:02 into overtime, and added an assist in Game 7 – the fourth-youngest player to ever net a total three points in a Game 7. Zach Parise led the Wild with 10 points (3-7-10) against the Avalanche, a career high for points in a series. He set a playoff career high and a Wild playoff single-game record with four points (2-2-4) in Game 6. Parise also set a franchise record for fastest goal to start a playoff game, scoring 49 seconds into Game 6 and tallied the game winner. Before being held pointless in Game 7, he had a career-best six-game playoff point streak. Darcy Kuemper went 3-1 in five starts posting a 2.03 GAA and a .913 SV%. Ilya Bryzgalov went 1-2 in two starts with a 3.72 GAA and a 4.25 GAA. Bryzgalov earned the Game 7 win by stopping the only shot he faced (in overtime) in relief of Kuemper, who left the game with 8:13 left in regulation. Kuemper stopped all 22 shots in Game 3 to become the first Wild goalie to record a playoff shutout. Mikael Granlund earned his first career playoff point by scoring the overtime winner in Game 3, becoming only the fifth NHL player in the last 75 years to score his first career playoff goal in a 1-0 overtime game. Nathan MacKinnon (2-8-10) and Paul Stastny (5-5-10) led the Avalanche in scoring with 10 points each. Semyon Varlamov posted a 2.78 GAA and a .913 SV% in seven starts. The Wild outshot the Avalanche 233-174 and outhit Colorado 194-188 in the series.

2014 SECOND ROUND #7 MINNESOTA WILD vs. #5 CHICAGO BLACKHAWKS Wild loses series, 4-2 (Wild 2-1 at Xcel Energy Center, 0-3 at Chicago)

DATE	OPP.	Scoring By Period	Shots By Period	Power Plays	Penalties/ Minutes	Game-Winning Goal	Goalie (Saves-Shots)	Attn.
G1	MIN	0 0 2 - 2	8 17 7 - 32	0-3	3-8		Bryzgalov (17-21)	
5/2	CHI	1 1 3 - 5	13 3 6 - 22	2-4	3-6	Kane (2)	Crawford (30-32)	*22,116
G2	MIN	0 0 1 - 1	2 13 4 - 19	0-1	2-4		Bryzgalov (18-21)	
5/4	CHI	1 1 2 - 4	7 8 7 - 22	0-2	1-2	Saad (1)	Crawford (18-19)	*22,018
G3	CHI	0 0 0 - 0	7 8 4 - 19	0-2	4-8		Crawford (14-17)	
5/6	MIN	0 0 4 - 4	5 5 8 - 18	1-4	2-4	Haula (1)	Bryzgalov (19-19)	*19,416
G4	CHI	1 1 0 - 2	4 9 7 - 20	0-2	5-10		Crawford (27-31)	
5/9	MIN	1 2 1 - 4	7 18 6 - 31	1-5	2-4	Niederreiter (2)	Bryzgalov (18-20)	*19,405
G5	MIN	1 0 0 - 1	8 6 14 - 28	0-1	2-4		Bryzgalov (26-28)	
5/11	CHI	0 1 1 - 2	6 15 7 - 28	1-2	1-2	Toews (4)	Crawford (27-28)	*22,016
G6	CHI	1 0 0 1 2	8 8 6 5 27	0-1	3-6	Kane (3)	Crawford (34-35)	
5/13	MIN	0 1 0 0 1	9 14 7 5 35	0-3	1-2		Bryzgalov (25-27)	*19,396
TOTALS		Scoring By Period	Shots By Period	Power Plays (Percentage)	Penalties/ Minutes		Goaltenders (Record, Saves-Shots)	
	CHI	4 4 6 1 15	45 51 37 5 138	3-13 (23.1)	17-34		Crawford (4-2, 150-162)	
	MIN	2 3 8 0 13	39 73 46 5 163	2-17 (11.8)	12-26		Bryzgalov (2-4, 123-136)	

SERIES NOTES

Minnesota advanced to the second round of the Stanley Cup Playoffs for the first time since 2003, but for the second straight year the team's season ended with a loss to the Blackhawks in the playoffs when Patrick Kane scored at 9:42 of overtime in Game 6. The loss was the first at home during the 2014 playoffs for the Wild. Erik Haula led Minnesota with three goals and five points against Chicago. Mikael Granlund registered two goals for the Wild. Ilya Bryzgalov posted a 2.13 GAA, a .904 SV% and one shutout in six starts. Marian Hossa led the Blackhawks in scoring with nine points (1-8-9). Bryan Bickell recorded a team-best four goals and ranked second in scoring with six points (4-2-6). Corey Crawford registered a 1.97 GAA and a .926 SV% in six starts. Minnesota set a franchise record with 48 hits in Game 5 at Chicago and outhit the Blackhawks 181-105 in the series.



2013 PLAYOFF STATISTICS

#	POS	PLAYER	GP	TOI/G	G	A	PTS	+/-	PIM	PPG	SHG	GWG	SOG	SH%
7	C	Matt Cullen	5	19:07	0	3	3	1	2	0	0	0	8	0.0
16	LW	Jason Zucker	5	13:29	1	1	2	1	0	0	0	1	11	9.1
22	RW	Cal Clutterbuck	5	15:51	1	1	2	0	4	0	0	0	11	9.1
96	RW	Pierre-Marc Bouchard	5	14:36	1	1	2	2	0	0	0	0	10	10
6	D	Marco Scandella	5	18:01	1	1	2	-1	0	0	0	0	6	16.7
21	C	Kyle Brodziak	5	20:40	0	2	2	0	4	0	0	0	9	0.0
63	C	Charlie Coyle	5	18:09	0	2	2	-4	2	0	0	0	11	0.0
17	C	Torrey Mitchell	5	11:24	1	0	1	-4	0	0	0	0	8	12.5
10	RW	Devin Setoguchi	5	16:04	1	0	1	-2	0	0	0	0	12	8.3
11	LW	Zach Parise	5	21:23	1	0	1	-7	2	0	0	0	17	5.9
4	D	Clayton Stoner	1	8:18	0	1	1	1	0	0	0	0	0	0.0
9	C	Mikko Koivu	5	20:30	0	0	0	-6	8	0	0	0	11	0.0
29	RW	Jason Pominville	2	13:32	0	0	0	-1	0	0	0	0	4	0.0
19	LW	Stephane Veilleux	2	7:31	0	0	0	0	0	0	0	0	1	0.0
25	D	Jonas Brodin	5	26:23	0	0	0	-3	0	0	0	0	3	0.0
28	C	Zenon Konopka	2	9:52	0	0	0	-2	0	0	0	0	2	0.0
77	D	Tom Gilbert	5	16:16	0	0	0	-2	2	0	0	0	0	0.0
44	D	Justin Falk	4	11:33	0	0	0	-3	2	0	0	0	0	0.0
20	D	Ryan Suter	5	31:37	0	0	0	-5	4	0	0	0	5	0.0
27	C	Mike Rupp	4	6:38	0	0	0	-3	12	0	0	0	2	0.0
46	D	Jared Spurgeon	5	21:15	0	0	0	-3	2	0	0	0	8	0.0
#	GOALTENDER		GP	GS	W	L	SA	SV	SV%	GA	GAA	SO	MIN	PIM
37	Josh Harding		5	5	1	4	135	123	0.911	12	2.94	0	245	0
35	Darcy Kuemper		2	0	0	0	33	29	0.879	4	3.29	0	73	0



2013 PLAYOFF RESULTS



2013 FIRST ROUND														
#8 MINNESOTA WILD vs. #1 CHICAGO BLACKHAWKS														
Wild loses series 4-1 (Wild 1-1 at Xcel Energy Center, 0-3 at Chicago)														
DATE	OPP.	Scoring By Period					Shots By Period					Power Plays	Penalties/Minutes	Game-Winning Goal
G1	MIN	1	2	3	OT	F	1	2	3	OT	T			Goalie (Saves-Shots)
4/30	CHI	0	1	0	1	2	6	7	7	7	27	1-3	4-8	Bickell
G2	MIN	0	1	1	-	2	7	15	6	-	28	0-2	5-10	Harding (35-37)
5/3	CHI	1	1	3	-	5	17	14	17	-	48	0-4	3-6	Crawford (26-27) *21,428
G3	CHI	1	0	1	0	2	9	8	8	2	27	0-2	4-8	Sharp
5/5	MIN	1	0	1	1	3	15	14	7	1	37	0-3	3-6	Crawford (26-28) *22,012
G4	CHI	1	1	1	-	3	6	11	7	-	24	0-2	6-12	Harding (25-27)
5/7	MIN	0	0	0	-	0	7	6	12	-	25	0-6	2-4	Crawford (25-25)
G5	MIN	0	1	0	-	1	10	8	4	-	22	0-2	5-18	HARDING (5-6); Kuemper (16-18) *19,378
5/9	CHI	1	3	1	-	5	10	13	10	-	33	1-2	3-6	Harding (15-18); Kuemper (13-15)
TOTALS		1	2	3	OT	F	1	2	3	OT	T	Power Plays (Percentage)	Penalties/Minutes	Goalies (Record, Saves-Shots)
	CHI	4	6	6	1	17	48	56	54	11	169	2-13 (15.4)	20-40	Crawford (4-1, 132-139)
	MIN	2	2	2	1	7	45	50	36	8	139	0-17 (0.0)	18-44	Harding (1-4, 123-135); Kuemper (0-0, 29-33)

SERIES NOTES

The Wild fell to Chicago in five games in the First Round series. It was the fourth all-time postseason appearance for Minnesota. Matt Cullen led the Wild in points (0-3=3), while seven different Wild players scored one goal. After Niklas Backstrom was hurt in warm-ups of Game 1, Josh Harding started all five games. Patrick Sharp had three GWG in the series for Chicago. Jason Zucker became the first Wild rookie to record an overtime goal in the playoffs, scoring in Game 3 at Xcel Energy Center. Chicago went on to win the Stanley Cup.





2008 PLAYOFF STATISTICS

#	POS	PLAYER	GP	TOI/G	G	A	PTS	+/-	PIM	PPG	SHG	GWG	SOG	SH%
12	LW	Brian Rolston	6	22:26	2	4	6	4	8	0	1	0	31	6.5
9	C	Mikko Koivu	6	21:56	4	1	5	0	4	0	1	0	20	20.0
96	RW	Pierre-Marc Bouchard	6	17:46	2	2	4	1	2	1	0	1	18	11.1
38	RW	Pavol Demitra	6	21:08	1	2	3	0	2	1	0	0	15	6.7
17	LW	Todd Fedoruk	6	13:37	1	1	2	-2	16	1	0	0	5	20.0
3	D	Keith Carney	6	15:12	1	1	2	2	0	0	0	1	2	50.0
8	D	Brent Burns	6	27:34	0	2	2	0	6	0	0	0	17	0.0
34	LW	Aaron Voros	5	10:39	1	0	1	-1	16	0	0	0	10	10.0
5	D	Kim Johnsson	6	28:08	0	1	1	-1	18	0	0	0	12	0.0
15	C	James Sheppard	6	10:36	0	1	1	-1	4	0	0	0	4	0.0
10	RW	Marian Gaborik	6	21:51	0	1	1	-3	4	0	0	0	25	0.0
33	D	Petteri Nummelin	4	16:16	0	1	1	-1	0	0	0	0	10	0.0
19	LW	Stephane Veilleux	6	15:42	0	0	0	-2	27	0	0	0	13	0.0
24	LW	Derek Boogaard	6	4:48	0	0	0	-1	24	0	0	0	0	0.0
41	D	Martin Skoula	6	26:40	0	0	0	-1	0	0	0	0	3	0.0
25	C	Eric Belanger	6	18:34	0	0	0	-1	4	0	0	0	9	0.0
6	D	Sean Hill	5	10:53	0	0	0	-2	4	0	0	0	1	0.0
92	RW	Branko Radivojevic	2	14:35	0	0	0	0	0	0	0	0	2	0.0
11	LW	Chris Simon	2	6:54	0	0	0	-1	0	0	0	0	0	0.0
2	D	Erik Reitz	2	6:17	0	0	0	-1	0	0	0	0	0	0.0
55	D	Nick Schultz	1	16:11	0	0	0	0	0	0	0	0	0	0.0
21	RW	Mark Parrish	1	5:04	0	0	0	0	0	0	0	0	1	0.0
67	LW	Benoit Pouliot	1	10:16	0	0	0	1	0	0	0	0	2	0.0
83	RW	Matt Foy	1	6:49	0	0	0	0	0	0	0	0	0	0.0
#	GOALTENDER		GP	GS	W	L	SA	SV	SV%	GA	GAA	SO	MIN	PIM
32	Niklas Backstrom		6	6	2	4	170	153	.900	17	2.83	0	361	0
29	Josh Harding		1	0	0	0	11	11	1.00	0	0.00	0	20	0



2008 PLAYOFF RESULTS



2008 FIRST ROUND														
#3 MINNESOTA WILD vs. #6 COLORADO AVALANCHE														
Wild loses series 4-2 (Wild 1-2 at Xcel Energy Center, 1-2 at Colorado)														
DATE	OPP.	1	2	3	OT	F	1	2	3	OT	T	Power Plays	Penalties/Minutes	Game-Winning Goal
G1	COL	0	2	0	1	3	2	5	12	3	22	1-1	6-12	Sakic
4/9	MIN	0	0	2	0	2	11	9	8	2	30	1-5	2-4	
G2	COL	1	0	1	0	2	8	8	10	0	26	1-4	4-8	
4/11	MIN	0	0	2	1	3	7	7	16	1	31	1-3	5-10	Carney (1)
G3	MIN	0	0	2	1	3	9	14	4	12	39	0-4	7-14	Bouchard (1)
4/14	COL	1	0	1	0	2	12	17	10	7	46	0-6	5-10	
G4	MIN	0	0	1	—	1	7	7	11	—	25	0-5	25-101	
4/15	COL	3	2	0	—	5	18	11	11	—	40	2-13	12-43	Wolski
G5	COL	1	0	2	—	3	6	8	3	—	17	2-3	3-6	Stastny
4/17	MIN	1	0	1	—	2	17	15	8	—	40	1-3	3-6	
G6	MIN	0	1	0	—	1	11	15	9	—	35	0-1	3-6	
4/19	COL	1	1	0	—	2	11	8	11	—	30	0-3	1-2	Smyth
TOTALS		1	2	3	OT	F	1	2	3	OT	T	(Percentage)	Penalties/Minutes	Goalkeepers (Record, Saves-Shots)
	COL	7	5	4	1	17	57	57	57	10	181	6-30 (20.0)	31-81	Theodore (4-2, 188-200)
	MIN	1	1	8	2	12	62	67	56	15	200	3-21 (14.3)	45-141	Backstrom (2-4, 153-170); Harding (0-0, 11-11)

SERIES NOTES

The Wild fell in six games to the Colorado Avalanche in the First Round series. It was the third all-time postseason appearance for Minnesota. Brian Rolston led the team in points (2-4=6) and assists. Mikko Koivu led the team in goals with four and tied a franchise record by scoring in four consecutive games to start the series (4/9-4/15). Niklas Backstrom started all six games for the Wild and went 2-4 with a 2.82 GAA and a .900 SV%. For Colorado, Jose Theodore stopped 188-of-200 shots faced (.940 SV%), a franchise record for saves by an opposing goaltender in a series besting Patrick Roy's mark in 2003 of 161 saves. Joe Sakic led the Avalanche with six points (2-4=6) against the Wild. Andrew Brunette's three goals led Colorado and Sakic and Peter Forsberg both notched four assists to lead the Avs. The first three games of the series went to overtime, continuing a streak from 2003 that saw the final two games of First Round between these two teams go to overtime. All five games had 3-2 final scores. The Wild set playoff franchise records with 101 PIM, 25 penalties taken and 13 short-handed opportunities in a 5-1 loss in Game 4 at the Pepsi Center. The Wild lost Game 5 despite setting a franchise record for shots in a period with 17 in the first stanza and totaling 40 shots overall (which tied a franchise record). In Game 6, Aaron Voros tallied his first career playoff goal to tie the score in the second period but the Avs won 2-1 to take the series.





2007 PLAYOFF STATISTICS

#	POS	PLAYER	GP	TOI/G	G	A	PTS	+/-	PIM	PPG	SHG	GWG	SOG	SH%
10	RW	Marian Gaborik	5	19:31	3	1	4	3	8	1	1	1	18	16.7
38	C	Pavol Demitra	5	19:47	1	3	4	-1	0	0	0	0	9	11.1
96	RW	Pierre-Marc Bouchard	5	14:48	1	1	2	-3	0	0	0	0	2	50.0
12	C	Brian Rolston	5	20:25	1	1	2	-2	4	0	0	0	23	4.3
33	D	Petteri Nummelin	3	19:59	1	1	2	1	0	1	0	0	5	20.0
26	D	Kurtis Foster	3	18:38	0	2	2	0	0	0	0	0	5	0.0
21	RW	Mark Parrish	5	15:46	1	0	1	2	0	0	0	0	13	7.7
9	C	Mikko Koivu	5	17:43	1	0	1	-1	4	0	0	0	8	12.5
55	D	Nick Schultz	5	18:05	0	1	1	-3	0	0	0	0	4	0.0
37	C	Wes Walz	5	11:50	0	1	1	1	4	0	0	0	9	0.0
8	D	Brent Burns	5	18:59	0	1	1	1	14	0	0	0	12	0.0
24	LW	Derek Boogaard	5	5:59	0	1	1	0	20	0	0	0	1	0.0
41	D	Martin Skoula	5	19:02	0	0	0	2	4	0	0	0	5	0.0
19	LW	Stephane Veilleux	5	12:39	0	0	0	0	4	0	0	0	6	0.0
3	D	Keith Carney	5	13:57	0	0	0	1	4	0	0	0	1	0.0
92	LW	Branko Radivojevic	5	14:14	0	0	0	-1	2	0	0	0	9	0.0
28	C	Todd White	4	14:18	0	0	0	-1	0	0	0	0	6	0.0
17	C	Wyatt Smith	4	11:01	0	0	0	0	0	0	0	0	2	0.0
5	D	Kim Johnsson	4	23:06	0	0	0	-1	2	0	0	0	4	0.0
18	RW	Adam Hall	3	10:06	0	0	0	0	7	0	0	0	2	0.0
#	GOALTENDER	GP	GS	W	L	SA	SV	SV%	GA	GAA	SO	A	MIN	PIM
32	Niklas Backstrom	5	5	1	4	145	134	.924	11	2.22	0	1	296:39	2



2007 PLAYOFF RESULTS



2007 FIRST ROUND														
#7 MINNESOTA WILD vs. #2 ANAHEIM DUCKS														
Wild loses series, 4-1 (Wild 1-1 at Xcel Energy Center, 0-3 at Anaheim)														
DATE	OPP.	Scoring By Period					Shots By Period					Power Plays	Penalties/Minutes	Game-Winning Goal
G1	MIN	0	1	0	—	1	11	8	6	—	25	0-4	4-8	
4/11	ANA	0	1	1	—	2	13	9	12	—	34	0-3	5-10	Penner
G2	MIN	0	1	1	—	2	9	10	13	—	32	0-6	9-29	
4/13	ANA	1	2	0	—	3	11	8	6	—	25	2-4	11-33	Getzlaf
G3	ANA	1	0	1	—	2	7	6	6	—	19	1-4	7-14	R. Niedermayer
4/15	MIN	0	0	1	—	1	6	8	6	—	20	1-5	6-12	
G4	ANA	0	1	0	—	1	9	11	9	—	29	1-4	9-48	
4/17	MIN	0	1	3	—	4	14	11	15	—	40	1-7	4-14	Gaborik (1)
G5	MIN	0	1	0	—	1	6	11	10	—	27	0-5	5-10	
4/19	ANA	1	1	2	—	4	11	22	6	—	39	1-4	6-12	Getzlaf
TOTALS		1	2	3	OT	F	1	2	3	OT	T	Power Plays (Percentage)	Penalties/Minutes	Goaltenders (Record, Saves-Shots)
	ANA	3	5	4	—	12	51	56	39	—	146	5-19 (26.3)	38-117	Bryzgalov (3-1, 105-113); Giguere (1-0, 30-31)
	MIN	0	4	5	—	9	46	48	50	—	144	2-27 (7.4)	28-73	Backstrom (1-4, 134-145)

SERIES NOTES

The Wild fell in five games to the Anaheim Ducks in the First Round series. It was the second all-time postseason appearance for Minnesota. Wild goaltender Niklas Backstrom went 1-4 in his first Stanley Cup Playoffs, posting a 2.22 GAA and a .924 SV%. Marian Gaborik and Pavol Demitra each paced the Wild with four points apiece. Gaborik also led the Wild with three postseason goals, while Demitra was the team-leader with three playoff assists. Ilya Bryzgalov went 3-1 in the first four games of the series, stopping 105 of the 113 shots he faced (.929). J.S. Giguere went 1-0 and stopped 30 of the 31 shots he faced in two appearances. The Ducks won the first three games of the series, extending their postseason winning streak against the Wild to seven games before Minnesota claimed a 4-1 win in Game 4. The Wild victory improved Minnesota's record in playoff elimination games to 7-1. The Wild's season ended with a loss in Game 5 at Anaheim. Gaborik scored a short-handed goal in the first to knot the game at one before Anaheim scored three unanswered goals, including an empty-netter, to give them a 4-1 victory in the game and the series.





2003 PLAYOFF STATISTICS

#	POS	PLAYER	GP	TOI/G	G	A	PTS	+/-	PIM	PPG	SHG	GWG	SOG	SH%
10	RW	Marian Gaborik	18	18:09	9	8	17	2	6	4	0	0	52	17.3
37	C	Wes Walz	18	17:19	7	6	13	5	14	0	2	2	29	24.1
15	LW	Andrew Brunette	18	15:01	7	6	13	-3	4	4	0	1	33	21.2
33	RW	Sergei Zholtok	18	15:39	2	11	13	-7	0	1	0	0	34	5.9
7	C	Cliff Ronning	17	16:35	2	7	9	-3	4	1	0	0	37	5.4
11	LW	Pascal Dupuis	16	16:53	4	4	8	0	8	2	0	1	36	11.1
17	D	Filip Kuba	18	26:39	3	5	8	-8	24	3	0	0	21	14.3
18	RW	Richard Park	18	17:00	3	3	6	-2	4	0	0	1	26	11.5
14	C	Darby Hendrickson	17	16:57	2	3	5	1	4	0	0	1	22	9.1
28	LW	Jeremy Stevenson	14	12:24	0	5	5	0	12	0	0	0	17	0.0
24	LW	Antti Laaksonen	16	16:34	1	3	4	-3	4	0	0	0	25	4.0
2	D	Willie Mitchell	18	24:46	1	3	4	5	14	0	0	0	18	5.6
23	RW	Jason Marshall	15	10:50	1	1	2	-1	16	0	0	1	12	8.3
77	D	Lubomir Sekeras	15	16:53	1	1	2	-2	6	1	0	1	13	7.7
34	C	Jim Dowd	15	12:58	0	2	2	-1	0	0	0	0	24	0.0
96	C	Pierre-Marc Bouchard	5	13:15	0	1	1	-1	2	0	0	0	8	0.0
20	D	Andrei Zyuzin	18	23:05	0	1	1	-3	14	0	0	0	30	0.0
55	D	Nick Schultz	18	19:37	0	1	1	5	10	0	0	0	5	0.0
5	D	Brad Bombardir	4	14:52	0	0	0	-1	0	0	0	0	1	0.0
16	RW	Bill Muckalt	5	11:17	0	0	0	-3	0	0	0	0	4	0.0
4	D	Brad Brown	11	8:16	0	0	0	-1	16	0	0	0	0	0.0
12	LW	Matt Johnson	12	6:36	0	0	0	0	25	0	0	0	2	0.0
#	GOALTENDER		GP	W	L	SA	GA	GAA	SV	SV%	SO	A	PIM	MIN
35	Manny Fernandez		9	3	4	253	18	1.96	235	.929	0	0	0	552
30	Dwayne Roloson		11	5	6	257	25	2.59	232	.903	0	0	4	579



2003 PLAYOFF RESULTS



2003 FIRST ROUND																
#6 MINNESOTA WILD vs. #3 COLORADO AVALANCHE																
Wild wins series, 4-3 (Wild 1-2 at Xcel Energy Center, 3-1 at Colorado)																
DATE	OPP.	Scoring By Period				Shots By Period				Power Plays	Penalties/ Minutes	Game-Winning Goal	Goalie (Saves-Shots)	Attn.		
		1	2	3	OT	F	1	2	3						OT	T
G1	MIN	0	3	1	—	4	3	14	10	—	27	2-3	3/6	Walz (1)	Roloson (39-41)	
4/10	COL	0	1	1	—	2	18	14	9	—	41	0-3	3/6		Roy (23-27)	*18,007
G2	MIN	1	0	1	—	2	4	12	10	—	26	1-5	9/18		Roloson (25-28)	
4/12	COL	2	0	1	—	3	13	10	5	—	28	1-6	7/14	Willisie	Roy (24-26)	*18,007
G3	COL	1	1	1	—	3	8	5	5	—	18	1-4	8/16	Tanguay	Roy (18-18)	
4/14	MIN	0	0	0	—	0	7	8	3	—	18	0-6	6/12		Roloson (15-18)	*19,354
G4	COL	2	0	1	—	3	7	6	8	—	21	1-3	3/6	Sakic ROLOSON (2-4); Fernandez (16-17)	Roy (24-25)	
4/16	MIN	0	0	1	—	1	10	5	10	—	25	1-3	3/6		Roy (25-28)	*19,350
G5	MIN	1	2	0	—	3	7	14	7	—	28	1-6	6/12	Dupuis (1)	Fernandez (26-28)	
4/19	COL	0	0	2	—	2	8	5	15	—	28	0-6	6/12		Roy (25-28)	*18,007
G6	COL	0	0	2	0	2	9	4	11	0	24	0-1	2/4		Roy (20-23)	
4/21	MIN	0	0	2	1	3	7	8	4	4	23	0-2	1/2	Park (1)	Fernandez (22-24)	*19,350
G7	MIN	0	1	1	1	3	8	6	14	2	30	2-4	4/8	Brunette (1)	Fernandez (43-45)	
4/22	COL	0	1	1	0	2	12	17	10	6	45	1-3	5/10			Roy (27-30)
TOTALS	Scoring By Period				Shots By Period				Power Plays (Percentage)	Penalties/ Minutes	Goalenders (Record, Saves-Shots)					
	1	2	3	OT	F	1	2	3			OT	T				
	COL	5	3	9	0	17	75	61			63	6	205	4-27	34-68	Roy (3-4, 161-177)
	MIN	2	6	6	2	16	46	67	58	6	177	7-29	32-64	Roloson (1-3, 81-91); Fernandez (3-0, 107-114)		

SERIES NOTES

The Minnesota Wild, in its first-ever playoff series, made NHL history. The club became only the eighth team in NHL history to win the first playoff series it competed in. Minnesota also became only the eighth NHL team to come back from a 3-1 deficit and win Games 5 and 7 on the road. Andrew Brunette scored the series-clinching goal, beating Patrick Roy, at 3:25 of overtime in Game 7 at Pepsi Center. Manny Fernandez started and won the final three games of the series. Overall, the netminder was 3-0 and stopped 107-of-114 shots faced in four games played. Brunette (3-3-6), Marian Gaborik (4-2-6) and Sergei Zholtok (0-6-6) finished tied for the team lead in scoring with six points in seven games versus Colorado. The Wild earned a victory in the franchise's first-ever playoff game with a 4-2 win over Colorado in Game 1 at Pepsi Center. Filip Kuba scored the club's first playoff goal and Dwayne Roloson earned the first playoff win in net. The Avalanche rebounded to win the following three games, including two in Saint Paul, and took a commanding 3-1 series advantage. In the first playoff game at Xcel Energy Center, Minnesota fell to Colorado, 3-0. Roy posted his NHL playoff-record 23rd shutout in the win. Facing elimination on the road in Game 5, the Wild raced to a 3-0 second period lead and forced Game 6 back in Minnesota with a 3-2 victory. The Wild earned its first home playoff win and first overtime playoff victory, 3-2, in Game 6 at Xcel Energy Center. Richard Park scored the game-winning goal at 4:22 of the extra session. The tally was his second of the game, marking the franchise's first-ever two-goal playoff game and set the stage for Minnesota's historic Game 7 victory.

2003 SECOND ROUND																
#6 MINNESOTA WILD vs. #4 VANCOUVER CANUCKS																
Wild wins series, 4-3 (Wild 1-2 at Xcel Energy Center, 3-1 at Vancouver)																
DATE	OPP.	Scoring By Period					Shots By Period					Power Plays	Penalties/ Minutes	Game-Winning Goal	Goalie (Saves-Shots)	Attn.
		1	2	3	OT	F	1	2	3	OT	T					
G1	MIN	1	0	2	0	3	5	5	10	1	21	1-2	5-10		Fernandez (35-39)	
4/25	VAN	0	1	2	1	4	7	16	12	4	39	1-4	3-6	Klatt	Cloutier (18-21)	*18,514
G2	MIN	0	1	2	-	3	8	7	3	-	18	0-3	9-42	Walz (2)	Roloson (29-31)	
4/27	VAN	0	1	1	-	2	8	11	12	-	31	0-3	8-32		Cloutier (15-18)	*18,514
G3	VAN	1	2	0	-	3	3	7	3	-	13	3-6	9-21	D. Sedin	Cloutier (16-18)	
4/29	MIN	1	1	0	-	2	5	8	5	-	18	2-7	8-19		Roloson (15-18)	*19,394
G4	VAN	0	0	2	1	3	11	6	9	4	30	1-6	5-10	Sopel	Cloutier (25-27)	
5/2	MIN	1	0	1	0	2	9	8	6	4	27	0-4	7-14		Fernandez (27-30)	*19,386
G5	MIN	1	5	1	-	7	9	12	5	-	26	1-5	6-12	Marshall (1)	Roloson (25-27)	
5/5	VAN	1	1	0	-	2	9	6	12	-	27	0-3	8-16		CLOUTIER (15-21); Auld (4-5)	*18,514
G6	VAN	0	0	1	-	1	12	7	12	-	31	1-4	8-16		Cloutier (18-23)	
5/7	MIN	0	2	3	-	5	4	12	7	-	23	3-5	7-14	Sekeras (1)	Roloson (30-31)	*19,350
G7	MIN	0	1	3	-	4	6	4	6	-	16	1-2	0-0	Hendrickson (1)	Roloson (24-26)	
5/8	VAN	0	2	0	-	2	12	7	7	-	26	0-0	2-4		Cloutier (12-16)	*18,514
TOTALS	Scoring By Period					Shots By Period					Power Plays (Percentage)	Penalties/ Minutes	Goalenders			
													(Record, Saves-Shots)			
	1	2	3	OT	F	1	2	3	OT	T						
	VAN	2	7	6	2	17	62	60	67	8	197	6-26 (23.1)	43-105		Cloutier (3-4, 119-144); Auld (0-0, 4-5)	
	MIN	4	10	12	0	26	46	56	42	5	149	8-28 (28.6)	42-111	Fernandez (0-2, 62-69); Roloson (4-1, 123-130)		



2003 PLAYOFF RESULTS

PLAYOFF RECORD BOOK



SERIES NOTES

For the second straight series, the Minnesota Wild overcame a 3-games-to-1 deficit, this time defeating the Vancouver Canucks in a Second Round series, 4-3. The Wild became the first team in NHL history to come back from a 3-1 deficit twice in the same postseason and also became only the second club ever to win two Game 7's on the road in the same playoff year. The win also raised the team's record to 6-0 in its first six "elimination games." Minnesota outscored the Canucks 16-5 over the final three games of the series. Marian Gaborik led all scorers with five goals and 11 points (5-6=11) in seven games. Wes Walz tied for the team lead in goals with five and finished the seven-game series with nine points (5-4=9). Dwayne Roloson won Games 5, 6 and 7 and finished the series with a 4-1 record and only seven goals allowed in 130 shots faced. Minnesota battled back from a 2-0 second period hole to earn a 4-2 win over Vancouver in Game 7 at GM Place. Darby Hendrickson scored the game-winning goal with just under six minutes to play as the Wild earned its first-ever trip to the Western Conference Final. The two teams split the first two games of the series at GM Place with the Canucks winning Game 1, 4-3 in overtime, and the Wild capturing Game 2, 3-2. Vancouver seized control of the series with two road wins at Xcel Energy Center, including a 3-2 overtime victory in Game 4. Minnesota staved off elimination thanks to five second-period goals and a 7-2 road win in Game 5. The Wild scored five more goals in a 5-1 Game 6 victory at Xcel Energy Center. Gaborik posted his third consecutive multi-point game (0-2=2) and Andrew Brunette scored a pair of goals to set up another historic Game 7 showdown.

2003 WESTERN CONFERENCE FINAL

#6 MINNESOTA WILD vs. #7 MIGHTY DUCKS OF ANAHEIM

Wild loses series, 4-0 (Wild 0-2 at Xcel Energy Center, 0-2 at Anaheim)

DATE	OPP.	Scoring By Period					Shots By Period					Power Plays	Penalties/Minutes	Game-Winning Goal		Goalie (Saves-Shots)	Attn.
		1	2	3	OT	F	1	2	3	OT	T						
G1	ANA	0	0	0	1	1	6	7	4	8/1	26	0-1	5/10	Sykora		Giguere (39-39)	
5/10	MIN	0	0	0	0	0	8	11	10	7/3	39	0-5	1/2			Fernandez (25-26)	*19,350
G2	ANA	0	1	1	—	2	7	10	5	—	22	0-3	3/6	Sauer		Giguere (24-24)	
5/12	MIN	0	0	0	—	0	9	6	9	—	24	0-3	3/6			Roloson (20-22)	*19,344
G3	MIN	0	0	0	—	0	16	7	12	—	35	0-4	5/10	ROLOSON (13-16); Fernandez (15-16)			
5/14	ANA	1	3	0	—	4	11	12	9	—	32	0-4	5/10	Rucchin		Giguere (35-35)	*17,174
G4	MIN	1	0	0	—	1	8	10	7	—	25	1-4	5/10			Fernandez (26-28)	
5/16	ANA	1	1	0	—	2	9	13	6	—	28	2-3	6/12	Oates		Giguere (24-25)	*17,174
TOTALS		Scoring By Period					Shots By Period					Power Plays	Penalties/Minutes	Goal		Goaltenders (Record, Saves-Shots)	
		1	2	3	OT	F	1	2	3	OT	T						
	ANA	2	5	1	1	9	33	42	24	8/1	108	2-11	(18.2)	19-38		Giguere (4-0, 122-123)	
	MIN	1	0	0	0	1	39	34	38	7/3	123	1-16	(6.3)	14-28		Fernandez (0-2, 66-70); Roloson (0-2, 33-38)	

SERIES NOTES

The Wild fell in four games to the Mighty Ducks of Anaheim during the club's first-ever appearance in the Western Conference Final. Ducks goaltender J.S. Giguere posted a 4-0 mark in the series, turned aside 122-of-123 shots faced and recorded a 212.43 shutout streak. Minnesota's season came to an end with a 2-1 defeat in Game 4 at Arrowhead Pond of Anaheim. Andrew Brunette netted the Wild's lone goal of the series and staked the team to a 1-0 advantage in its seventh "elimination game" of the post season. The Ducks answered with a pair of goals from Adam Oates to clinch the Western Conference crown. The Wild lost its home-ice advantage in the series when it dropped Game 1 at Xcel Energy Center, 1-0, in double overtime. The game marked the franchise's first-ever, double-overtime Stanley Cup Playoff game. Minnesota was shutout in back-to-back games for the first time in its playoff history when it dropped Game 2 to Anaheim, 2-0, in Saint Paul. Both Mighty Ducks goals were short-handed and Giguere ran his playoff scoreless streak to 148:06 with the win. The Wild fell behind 3-0 in the series when it lost Game 3 in Anaheim, 4-0.

ALL-TIME PLAYOFF OVERTIME RESULTS

Date	Opponent	Game/Series	Score	Goal Scorer	Time/OT	Series Winner
4/21/03	vs. Colorado	6/Con. Qrt	3-2	Richard Park	4:22/OT	Minnesota (4-3)
4/22/03	@ Colorado	7/Con. Qrt	3-2	Andrew Brunette	3:25/OT	Minnesota (4-3)
4/25/03	@ Vancouver	1/Con. Semi	3-4	Trent Klatt	3:42/OT	Minnesota (4-3)
5/02/03	vs. Vancouver	4/Con. Semi	2-3	Brent Sopel	15:52/OT	Minnesota (4-3)
5/10/03	vs. Anaheim	1/Con. Final	0-1	Petr Sykora	8:06/2OT	Anaheim (4-0)
4/09/08	vs. Colorado	1/Con. Qrt	2-3	Joe Sakic	11:11/OT	Colorado (4-2)
4/11/08	vs. Colorado	2/Con. Qrt	3-2	Keith Carney	1:14/OT	Colorado (4-2)
4/14/08	@ Colorado	3/Con. Qrt	3-2	Pierre-Marc Bouchard	11:58/OT	Colorado (4-2)
4/30/13	@ Chicago	1/Con. Qrt	1-2	Bryan Bickell	16:35/OT	Chicago (4-1)
5/5/13	vs. Chicago	3/Con. Qrt	3-2	Jason Zucker	2:15/OT	Chicago (4-1)
4/17/14	@ Colorado	1/Con. Qrt.	4-5	Paul Stastny	7:27/OT	Minnesota (4-3)
4/21/14	vs. Colorado	3/Con. Qrt.	1-0	Mikael Granlund	5:08/OT	Minnesota (4-3)
4/26/14	@ Colorado	5/Con. Qrt.	3-4	Nathan MacKinnon	3:27/OT	Minnesota (4-3)
4/30/14	@ Colorado	7/Con. Qrt.	5-4	Nino Niederreiter	5:02/OT	Minnesota (4-3)
5/13/14	vs. Chicago	6/Con. Semi	1-2	Patrick Kane	9:42/OT	Chicago (4-2)
4/22/16	@ Dallas	5/Con. Qrt.	5-4	Mikko Koivu	4:55/OT	Dallas (4-2)
4/12/17	vs. St. Louis	1/Con. Qrt.	1-2	Joel Edmundson	17:48/OT	St. Louis (4-1)
4/22/17	vs. St. Louis	5/Con. Qrt.	3-4	Magnus Paajarvi	9:42/OT	St. Louis (4-1)
8/7/20	vs. Vancouver	4/Con. Qualif.	4-5	Christopher Tanev	0:11/OT	Vancouver (3-1)
5/16/21	@ Vegas	1/Div. Qrt.	1-0	Joel Eriksson Ek	3:20/OT	Vegas (4-3)

PLAYOFF OT RECORD: 9-11 • PLAYOFF OT HOME RECORD: 4-7 • PLAYOFF OT ROAD RECORD: 5-4

TEAM RECORDS

PLAYOFF HISTORY

CONFERENCE FINAL APPEARANCES

1 - 2003

SECOND ROUND APPEARANCES

3 - 2003, 2014, 2015

PLAYOFF APPEARANCES

12 - 2003, 2007, 2008, 2013, 2014, 2015, 2016, 2017, 2018, 2020, 2021, 2022

GAMES PLAYED, TOTAL: 90

GAMES WON, TOTAL: 32

GAMES LOST, TOTAL: 58

GAMES

GAMES PLAYED, SEASON

18 - 2003

At Home:

8 - 2003

On Road:

10 - 2003

MOST GAMES PLAYED, SERIES

7 - 4x, last, 2021 First Round vs. VGK

FEWEST GAMES PLAYED, SERIES

4 - 3x, last, 2020, Qualifying Round vs. VAN

WINS

WINS, SEASON

8 - 2003

At Home:

5 - 2014

On Road:

6 - 2003

MOST WINS, SERIES

4 - 4x, last, 2015, First Round vs. STL

FEWEST WINS, SERIES

0 - 2x, last, 2015, Second Round vs. CHI

LOSSES

LOSSES, SEASON

10 - 2003

At Home:

6 - 2003

On Road:

6 - 2014

MOST LOSSES, SERIES

4 - 10x, last, 2021, First Round vs. VGK

FEWEST LOSSES, SERIES

2 - 2015, First Round vs. STL

OVERTIME

OVERTIME GAMES, TOTAL: 20

OVERTIME WINS, TOTAL: 9

OVERTIME LOSSES, TOTAL: 11

OVERTIME GAMES, SEASON

5 - 2x, last, 2014

At Home:

3 - 2003

On Road:

3 - 2014

OVERTIME GAMES, SERIES

4 - 2014, First Round vs. COL

At Home:

2 - 2x, last, 2017, First Round vs. STL

On Road:

3 - 2014, First Round vs. COL

OVERTIME WINS, SEASON

2 - 3x, last, 2014

At Home:

2 - 3x, last, 2013

On Road:

1 - 5x, last, 2021

OVERTIME WINS, SERIES

2 - 3x, last, 2014, First Round vs. COL

At Home:

1 - 4x, last, 2014, First Round vs. COL

On Road:

1 - 5x, last, 2021, First Round vs. VGK

OVERTIME LOSSES, SEASON

3 - 2x, last, 2014

At Home:

2 - 2x, last, 2017

On Road:

2 - 2014

OVERTIME LOSSES, SERIES

2 - 3x, last, 2017, First Round vs. STL

At Home:

2 - 2017, First Round vs. STL

On Road:

2 - 2014, First Round vs. COL

LONGEST OVERTIME GAME

28:06 - 5/10/03, 1-0 (OT) loss vs. ANA (CF-Game 1)

At Home:

28:06 - 5/10/03, 1-0 (OT) loss vs. ANA (CF-Game 1)

On Road:

16:35 - 4/30/13, 2-1 (OT) loss at CHI (R1-Game 1)

SHORTEST OVERTIME GAME

0:11 - 8/7/20, 5-4 (OT) loss vs. VAN (QR-Game 4)

At Home:

0:11 - 8/7/20, 5-4 (OT) loss vs. VAN (QR-Game 4)

On Road:

3:20 - 5/16/21, 1-0 (OT) win at VGK (R1-Game 1)

MARGINS

LARGEST MARGIN OF VICTORY, GAME

5 - 5/5/03 in 7-2 win at VAN (R2-Game 5)

At Home:

4 - 4x, last, 5/4/22 in 6-2 win vs. STL (R1-Game 2)

On Road:

5 - 5/5/03 in 7-2 win at VAN (R2-Game 5)

LARGEST MARGIN OF DEFEAT, GAME

5 - 2x, last, 4/20/18 in 5-0 loss at WPG (R1-Game 5)

At Home:

5 - 4/22/15 in 6-1 loss vs. STL (R1-Game 4)

On Road:

5 - 4/20/18 in 5-0 loss at WPG (R1-Game 5)

STREAKS

LONGEST WINNING STREAK

3 - 2x, last, 5/5-5/8/03

At Home:

5 - 4/21-5/9/14

On Road:

3 - 2x, last, 5/5-5/8/03

LONGEST LOSING STREAK

4 - 2x, last, 5/1-5/7/15

At Home:

3 - 4/12-4/22/17

On Road:

3 - 4x, last, 5/2-5/11/14

LONGEST SHUTOUT STREAK

98:33 - 4/21-4/24/14

At Home:

98:33 - 4/21-4/24/14

On Road:

95:45 - 5/16-5/18/21



PLAYOFF RECORD BOOK

TEAM RECORDS

LONGEST SCORELESS STREAK

215:26 - 5/8-5/16/03

At Home:

157:29 - 5/7-5/12/03

On Road:

112:42 - 4/14-4/16/16

GOALS

MOST GOALS, SEASON

43 - 2003

At Home:

17 - 2014

On Road:

30 - 2003

MOST GOALS AGAINST, SEASON

43 - 2003

At Home:

18 - 2003

On Road:

28 - 2014

MOST GOALS, SERIES

26 - 2003, Second Round vs. VAN (7G)

At Home:

11 - 2016 First Round vs. DAL (6G)

On Road:

17 - 2003, Second Round vs. VAN (7G)

MOST GOALS, 4-GAME SERIES:

10 - 2020, Qualifying Round vs. VAN

At Home:

4 - 2020, Qualifying Round vs. VAN

On Road:

6 - 2020, Qualifying Round vs. VAN

MOST GOALS, 5-GAME SERIES:

9 - 2x, last, 2018, First Round vs. WPG

At Home:

6 - 2018, First Round vs. WPG

On Road:

4 - 2x, last, 2013 First Round vs. CHI

MOST GOALS, 6-GAME SERIES:

17 - 2x, last, 2016, First Round vs. DAL

At Home:

11 - 2016, First Round vs. DAL

On Road:

9 - 2015, First Round vs. STL

MOST GOALS, 7-GAME SERIES

26 - 2003, Second Round vs. VAN

At Home:

9 - 2003, Second Round vs. VAN

On Road:

17 - 2003, Second Round vs. VAN

FEWEST GOALS, SERIES

1 - 2003, Conference Final vs. ANA (4G)

At Home:

0 - 2003, Conference Final vs. ANA (4G)

On Road:

1 - 2003, Conference Final vs. ANA (4G)

FEWEST GOALS, 4-GAME SERIES

1 - 2003, Conference Final vs. ANA

At Home:

0 - 2003, Conference Final vs. ANA

On Road:

1 - 2003, Conference Final vs. ANA

FEWEST GOALS, 5-GAME SERIES:

7 - 2013, First Round vs. CHI

At Home:

3 - 2013, First Round vs. CHI

On Road:

3 - 2x, last, 2018, First Round vs. WPG

FEWEST GOALS, 6-GAME SERIES:

12 - 2008, First Round vs. COL

At Home:

7 - 2008, First Round vs. COL

On Road:

4 - 2014, Second Round vs. CHI

FEWEST GOALS, 7-GAME SERIES

13 - 2021, First Round vs. VGK

At Home:

4 - 2003, First Round vs. COL

On Road:

8 - 2021, First Round vs. VGK

MOST GOALS AGAINST, SERIES

21 - 2016, First Round vs. DAL (6G)

At Home:

11 - 2016, First Round vs. DAL (6G)

On Road:

17 - 2014, First Round vs. COL (7G)

MOST GOALS AGAINST, 4-GAME SERIES

13 - 2015, Second Round vs. CHI

At Home:

8 - 2020, Qualifying Round vs. VAN

On Road:

8 - 2015, Second Round vs. CHI

MOST GOALS AGAINST, 5-GAME SERIES

17 - 2013, First Round vs. CHI

At Home:

8 - 2017, First Round vs. STL

On Road:

12 - 2x, last, 2018, First Round vs. WPG

MOST GOALS AGAINST, 6-GAME SERIES

22 - 2022, First Round vs. STL

At Home:

11 - 2x, last, 2022, First Round vs. STL

On Road:

11 - 2x, last, 2022, First Round vs. STL

MOST GOALS AGAINST, 7-GAME SERIES

20 - 2x, last, 2021, First Round vs. VGK

At Home:

9 - 2021, First Round vs. VGK

On Road:

17 - 2014, First Round vs. COL

FEWEST GOALS AGAINST, SERIES

9 - 2003, Conference Final vs. ANA (4G)

At Home:

3 - 2x, last, 2014, First Round vs. COL (7G)

On Road:

3 - 2017, First Round vs. STL (5G)

FEWEST GOALS AGAINST, 4-GAME SERIES

9 - 2003, Conference Final vs. ANA

At Home:

3 - 2003, Conference Final vs. ANA

On Road:

4 - 2020, Qualifying Round vs. VAN

FEWEST GOALS AGAINST, 5-GAME SERIES

11 - 2017, First Round vs. STL

At Home:

3 - 2007, First Round vs. ANA

On Road:

3 - 2017, First Round vs. STL

FEWEST GOALS AGAINST, 6-GAME SERIES

14 - 2015, First Round vs. STL

At Home:

4 - 2014, Second Round vs. CHI

On Road:

7 - 2015, First Round vs. STL

PLAYOFF RECORD BOOK



TEAM RECORDS

FEWEST GOALS AGAINST, 7-GAME SERIES

17 - 2x, last, 2003, Second Round vs. VAN

At Home:

3 - 2014, First Round vs. COL

On Road:

9 - 2003, First Round vs. Colorado

MOST GOALS COMBINED, SERIES

43 - 2003, Second Round (MIN-26, VAN-17)

At Home:

22 - 2016, First Round (MIN-11, DAL-11)

On Road:

31 - 2014, First Round (MIN-14, COL-17)

MOST GOALS COMBINED, 4-GAME SERIES

22 - 2020, Qualifying Round (MIN-10, VAN-12)

At Home:

12 - 2020, Qualifying Round (MIN-4, VAN-8)

On Road:

12 - 2015, Second Round (MIN-4, CHI-8)

MOST GOALS COMBINED, 5-GAME SERIES

25 - 2018, First Round (MIN-9, WPG-16)

At Home:

13 - 2017, First Round (MIN-5, STL-8)

On Road:

16 - 2013, First Round (MIN-4, CHI-12)

MOST GOALS COMBINED, 6-GAME SERIES

38 - 2x, last 2022, First Round (MIN-16, STL-22)

At Home:

22 - 2016, First Round (MIN-11, DAL-11)

On Road:

19 - 2022, First Round (MIN-8, STL-11)

MOST GOALS COMBINED, 7-GAME SERIES

43 - 2003, Second Round (MIN-26, VAN-17)

At Home:

16 - 2003, Second Round (MIN-9, VAN-7)

On Road:

31 - 2014, First Round (MIN-14, COL-17)

FEWEST GOALS COMBINED, SERIES

10 - 2003, Conference Final (MIN-1, ANA-9)

At Home:

3 - 2003, Conference Final (MIN-0, ANA-3)

On Road:

6 - 2017, First Round (MIN-3, STL-3)

FEWEST GOALS COMBINED, 4-GAME SERIES

10 - 2003, Conference Final (MIN-1, ANA-9)

At Home:

3 - 2003, Conference Final (MIN-0, ANA-3)

On Road:

7 - 2003, Conference Final (MIN-1, ANA-6)

FEWEST GOALS COMBINED, 5-GAME SERIES

8 - 2x, last, 2013, First Round (MIN-3, CHI-5)

At Home:

8 - 2007, First Round (MIN-5, ANA-3)

On Road:

6 - 2017, First Round (MIN-3, STL-3)

FEWEST GOALS COMBINED, 6-GAME SERIES

28 - 2014, Second Round (MIN-13, CHI-15)

At Home:

13 - 2014, Second Round (MIN-9, CHI-4)

On Road:

15 - 2008, First Round (MIN-4, COL-9)

FEWEST GOALS COMBINED, 7-GAME SERIES

33 - 2x, last, 2021, First Round (MIN-13, VGK-20)

At Home:

11 - 2014, First Round (MIN-8, COL-3)

On Road:

19 - 2021, First Round (MIN-8, VGK-11)

MOST GOALS, GAME

7 - 5/05/03 in 7-2 win at VAN (R2-Game 5)

At Home:

6 - 5/4/22 in 6-2 win vs. STL (R1-Game 2)

On Road:

7 - 5/05/03 in 7-2 win at VAN (R2-Game 5)

FEWEST GOALS, GAME

0 - 11x, last, 5/22/21 in 4-0 loss vs. VGK (R1-Game 4)

At Home:

0 - 8x, last, 5/22/21 in 4-0 loss vs. VGK (R1-Game 4)

On Road:

0 - 3x, last, 4/20/18 in 5-0 loss at WPG (R1-Game 5)

MOST GOALS AGAINST, GAME

6 - 3x, 5/28/21 in 6-2 loss at VGK (R1-Game 7)

At Home:

6 - 2x, last, 4/15/18 in 6-2 win vs. WPG (R1-Game 3)

On Road:

6 - 5/28/21 in 6-2 loss at VGK (R1-Game 7)

FEWEST GOALS AGAINST, GAME

0 - 7x, last, 5/26/21 in 3-0 win vs. VGK (R1-Game 6)

At Home:

0 - 4x, last, 5/26/21 in 3-0 win vs. VGK (R1-Game 6)

On Road:

0 - 3x, last, 5/16/21 in 1-0 win at VGK (R1-Game 1)

MOST GOALS COMBINED, GAME

9 - 6x, last, 8/7/20 in 5-4 (OT) loss vs. VAN (QR-Game 4)

At Home:

9 - 2x, last, 8/7/20 in 5-4 (OT) loss vs. VAN (QR-Game 4)

On Road:

9 - 4x, last, 4/24/16 in 5-4 loss vs. DAL (R1-Game 6)

FEWEST GOALS COMBINED, GAME

1 - 4x, last, 5/16/21 in 1-0 (OT) win at VGK (R1-Game 1)

At Home:

1 - 3x, last, 5/5/15 in 1-0 loss vs. CHI (R2-Game 3)

On Road:

1 - 5/16/21 in 1-0 (OT) win at VGK (R1-Game 1)

MOST GOALS, PERIOD

5 - 5/05/03 in 2nd of 7-2 win at VAN (R2-Game 5)

At Home:

4 - 3x, last, 4/15/18 in 2nd of 6-2 win vs. WPG (R1-Game 3)

On Road:

5 - 5/05/03 in 2nd of 7-2 win at VAN (R2-Game 5)

MOST GOALS AGAINST, PERIOD

4 - 4/20/18 in 1st of 5-0 loss at WPG (R1-Game 5)

At Home:

3 - 6x, last, 5/10/22 in 3rd of 5-2 loss vs. STL (R1-Game 5)

On Road:

4 - 4/20/18 in 1st of 5-0 loss at WPG (R1-Game 5)

MOST GOALS COMBINED, PERIOD

6 - 5/05/03 in 2nd of 7-2 win at VAN (R2-Game 5) (MIN-5, VAN-1)

At Home:

5 - 3x, last, 4/15/18 in 2nd of 6-2 win vs. WPG (R1-Game 3)

On Road:

6 - 5/05/03 in 2nd of 7-2 win at VAN (R2-Game 5)

(MIN-4, WPG-1)

POWER PLAY

MOST POWER-PLAY GOALS, SEASON

16 - 2003

At Home:

6 - 2003

On Road:

10 - 2003



PLAYOFF RECORD BOOK

TEAM RECORDS

MOST POWER-PLAY GOALS AGAINST, SEASON

12 - 2003

At Home: 7 - 2003

On Road: 5 - 2x, last, 2014

MOST POWER-PLAY GOALS, SERIES

8 - 2003, Second Round vs. VAN

At Home: 5 - 2003, Second Round vs. VAN

On Road: 6 - 2003, First Round vs. COL

MOST POWER-PLAY GOALS AGAINST, SERIES

8 - 2022, First Round vs. STL

At Home: 5 - 2003, Second Round vs. VAN

On Road: 3 - 2007, First Round vs. ANA

MOST POWER-PLAY GOALS, GAME

3 - 5/7/03 in 5-1 win vs. VAN (R2-Game 6)

At Home: 3 - 5/7/03 in 5-1 win vs. VAN (R2-Game 6)

On Road: 2 - 4x, last, 8/2/20 in 3-0 win at VAN (QR-Game 1)

MOST POWER-PLAY GOALS AGAINST, GAME

3 - 4/29/03 in 3-2 loss vs. VAN (R2-Game 3)

At Home: 3 - 4/29/03 in 3-2 loss vs. VAN (R2-Game 3)

On Road: 2 - 4x, last, 5/2/14 in 5-2 loss at CHI (R2-Game 1)

MOST POWER-PLAY GOALS, PERIOD

2 - 6x, last, 5/10/22 in 1st of 5-2 loss vs. STL (R1-Game 5)

At Home: 2 - 5x, last, 5/10/22 in 1st of 5-2 loss vs. STL (R1-Game 5)

On Road: 2 - 4/10/03 in 2nd of 4-2 win at COL (R1-Game 1)

MOST POWER-PLAY GOALS AGAINST, PERIOD

2 - 4x, last, 5/12/22 in 2nd of 5-1 loss at STL (R1-Game 6)

At Home: 2 - 2x, last, 4/20/16 in 2nd of 3-2 loss vs. DAL (R1-Game 4)

On Road: 2 - 2x, last, 5/12/22 in 2nd of 5-1 loss at STL (R1-Game 6)

MOST POWER-PLAY CHANCES, GAME

7 - 3x, last, 8/6/20 in 3-0 loss vs. VAN (QR-Game 3)

At Home: 7 - 3x, last, 8/6/20 in 3-0 loss vs. VAN (QR-Game 3)

On Road: 6 - 3x, last, 8/4/20 in 4-3 loss at VAN (QR-Game 2)

SHORT-HANDED GOALS

MOST SHORT-HANDED GOALS, SEASON

2 - 2x, last, 2008

At Home: 1 - 2015

On Road: 2 - 2x, last, 2008

MOST SHORT-HANDED GOALS AGAINST, SEASON

3 - 2x, last, 2015

At Home: 2 - 2003

On Road: 2 - 2015

MOST SHORT-HANDED GOALS, SERIES

2 - 2008, First Round vs. COL

At Home: 1 - 2015, First Round vs. STL

On Road: 2 - 2008, First Round vs. COL

MOST SHORT-HANDED GOALS AGAINST, SERIES

2 - 3x, last, 2015, Second Round vs. CHI

At Home: 2 - 2003, Conference Final vs. ANA

On Road: 1 - 6x, last, 2015, Second Round vs. CHI

MOST SHORT-HANDED GOALS, GAME

1 - 8x, last, 8/4/20 in 4-3 loss at VAN (QR-Game 2)

At Home: 1 - 4/26/15 in 4-1 win vs. STL (R1-Game 6)

On Road: 1 - 7x, last, 8/4/20 in 4-3 loss at VAN (R1-Game 2)

MOST SHORT-HANDED GOALS AGAINST, GAME

2 - 5/12/03 in 2-0 loss vs. ANA (CF-Game 2)

At Home: 2 - 5/12/03 in 2-0 loss vs. ANA (CF-Game 2)

On Road: 1 - 7x, last, 5/3/15 in 4-1 loss at CHI (R2-Game 2)

MOST SHORT-HANDED GOALS, PERIOD

1 - 9x, last, 8/4/20 in 1st of 4-3 loss at VAN (QR-Game 2)

At Home: 1 - 4/26/15 in 1st of 4-1 win vs. STL (R1-Game 6)

On Road: 1 - 7x, last, 8/4/20 in 1st of 4-3 loss at VAN (QR-Game 2)

MOST SHORT-HANDED GOALS AGAINST, PERIOD

1 - 11x, last, 5/22/21 in 2nd of 4-0 loss vs. VGK (R1-Game 4)

At Home: 1 - 5x, last, 5/22/21 in 2nd of 4-0 loss vs. VGK (R1-Game 4)

On Road: 1 - 6x, last, 5/3/15 in 2nd of 4-1 loss at CHI (R2-Game 2)

MOST SHORT-HANDED SITUATIONS, GAME

13 - 4/15/08 in 5-1 loss at COL (R1-Game 4)

At Home: 7 - 8/6/20 in 3-0 loss vs. VAN (QR-Game 3)

On Road: 13 - 4/15/08 in 5-1 loss at COL (R1-Game 4)

PENALTY MINUTES

MOST PENALTY MINUTES, SEASON

193 - 2003

At Home: 75 - 2003

On Road: 121 - 2008

MOST PENALTY MINUTES, SERIES

141 - 2008, First Round vs. COL

At Home: 48 - 2022, First Round vs. STL

On Road: 121 - 2008, First Round vs. COL

MOST PENALTY MINUTES AGAINST, SERIES

123 - 2007, First Round vs. ANA

At Home: 68 - 2007, First Round vs. ANA

On Road: 58 - 2003, Second Round vs. VAN

MOST PENALTY MINUTES, GAME

101 - 4/15/08 in 5-1 loss at COL (R1-Game 4)

At Home: 34 - 4/28/14 in 5-2 win vs. COL (R1-Game 6)

On Road: 101 - 4/15/08 in 5-1 loss at COL (R1-Game 4)

MOST PENALTY MINUTES AGAINST, GAME

54 - 4/17/07 in 4-1 win vs. ANA (R1-Game 4)

At Home: 54 - 4/17/07 in 4-1 win vs. ANA (R1-Game 4)

On Road: 43 - 4/15/08 in 5-1 loss at COL (R1-Game 4)

TEAM RECORDS

MOST PENALTY MINUTES COMBINED, GAME

144 - 4/15/08 in 5-1 loss at COL (R1-Game 4)

(MIN-101, COL-43)

At Home: 74 - 4/17/07 in 4-1 win (R1-Game 4) (MIN-20, ANA-54)

On Road: 144 - 4/15/08 in 5-1 loss at COL (R1-Game 4) (MIN-101, COL-43)

MOST PENALTY MINUTES, PERIOD

69 - 4/15/08 in 3rd of 5-1 loss at COL (R1-Game 4)

At Home: 22 - 4/28/14 in 3rd of 5-2 win vs. COL (R1-Game 6)

On Road: 69 - 4/15/08 in 3rd of 5-1 loss at COL (R1-Game 4)

MOST PENALTY MINUTES AGAINST, PERIOD

48 - 4/17/07 in 3rd of 4-1 win vs. ANA (R1-Game 4)

At Home: 48 - 4/17/07 in 3rd of 4-1 win vs. ANA (R1-Game 4)

On Road: 38 - 4/13/18 in 3rd of 4-1 loss at WPG (R1-Game 2)

MOST PENALTY MINUTES, COMBINED, PERIOD

102 - 4/15/08 in 3rd of 5-1 loss at COL (R1-Game 4)

(MIN-69, COL-33)

At Home: 62 - 4/17/07 in 3rd of 4-1 win vs. ANA (R1-Game 4)

(MIN-14, ANA-48)

On Road: 102 - 4/15/08 in 3rd of 5-1 loss at COL (R1-Game 4)

(MIN-69, COL-33)

PENALTIES

MOST PENALTIES, GAME

25 - 4/15/08 in 5-1 loss at COL (R1-Game 4)

At Home: 11 - 8/6/20 in 3-0 loss vs. VAN (QR-Game 3)

On Road: 25 - 4/15/08 in 5-1 loss at COL (R1-Game 4)

MOST PENALTIES AGAINST, GAME

12 - 2x, last, 4/15/08 in 5-1 loss at COL (R1-Game 4)

At Home: 12 - 4/17/07 in 4-1 win vs. ANA (R1-Game 4)

On Road: 12 - 4/15/08 in 5-1 loss at COL (R1-Game 4)

MOST PENALTIES COMBINED, GAME

37 - 4/15/08 in 5-1 loss at COL (R1-Game 4)

(MIN-25, COL-12)

At Home: 22 - 8/6/20 in 3-0 loss (QR-Game 3)

(MIN-11, VAN-11)

On Road: 37 - 4/15/08 in 5-1 loss at COL (R1-Game 4)

(MIN-25, COL-12)

FEWEST PENALTIES, GAME

0 - 2x, last, 4/20/15 in 3-0 win vs. STL (R1-Game 3)

At Home: 0 - 4/20/15 in 3-0 win vs. STL (R1-Game 3)

On Road: 0 - 5/8/03 in 4-2 win at VAN (R2-Game 7)

FEWEST PENALTIES AGAINST, GAME

0 - 5/24/21 in 4-2 win at VGK (R1-Game 5)

At Home: 1 - 4/22/15 in 6-1 loss vs. STL (R1-Game 4)

On Road: 0 - 5/24/21 in 4-2 win at VGK (R1-Game 5)

FEWEST PENALTIES COMBINED, GAME

2 - 2x, last, 5/24/21 in 4-2 win (R1-Game 5) (MIN-2, VGK-0)

At Home: 3 - 4x, last, 5/22/21 in 4-0 loss (R1-Game 4) (MIN-1, VGK 2)

On Road: 2 - 2x, last, 5/24/21 in 4-2 win (R1-Game 5) (MIN-2, VGK-0)

MOST PENALTIES, PERIOD:

13 - 4/15/08 in 3rd of 5-1 loss at COL (R1-Game 4)

At Home: 5 - 2x, last, 4/21/14 in 1st of 1-0 win vs. COL (R1-Game 3)

On Road: 13 - 4/15/08 in 3rd of 5-1 loss at COL (R1-Game 4)

MOST PENALTIES AGAINST, PERIOD

9 - 4/17/07 in 3rd of 4-1 win vs. ANA (R1-Game 4)

At Home: 9 - 4/17/07 in 3rd of 4-1 win vs. ANA (R1-Game 4)

On Road: 8 - 4/13/18 in 3rd of 4-1 loss at WPG (R1-Game 2)

MOST PENALTIES COMBINED, PERIOD

20 - 4/15/08 in 3rd of 5-1 loss at COL (R1-Game 4)

(MIN-13, COL-7)

At Home: 13 - 4/17/07 in 3rd of 4-1 win vs. ANA (R1-Game 4)

(MIN-4, ANA-9)

On Road: 20 - 4/15/08 in 3rd of 5-1 loss at COL (R1-Game 4)

(MIN-13, COL-7)

SHOTS ON GOAL

MOST SHOTS, GAME

52 - 4/12/17 in 2-1 loss vs. STL (R1-Game 1)

At Home: 52 - 4/12/17 in 2-1 loss vs. STL (R1-Game 1)

On Road: 41 - 4/16/17 in 3-1 loss at STL (R1-Game 3)

MOST SHOTS AGAINST, GAME

48 - 5/3/13 in 5-2 loss at CHI (R1-Game 2)

At Home: 40 - 5/20/21 in 5-2 loss vs. VGK (R1-Game 3)

On Road: 48 - 5/3/13 in 5-2 loss at CHI (R1-Game 2)

MOST SHOTS COMBINED, GAME

85 - 4/14/08 in 3-2 (OT) win (R1-Game 3)

(MIN-39, COL-46)

At Home: 78 - 4/12/17 in 2-1 loss (R1-Game 1)

(MIN-52, STL-26)

On Road: 85 - 4/14/08 in 3-2 (OT) win (R1-Game 3)

(MIN-39, COL-46)

FEWEST SHOTS, GAME

14 - 5/24/21 in 4-2 win at VGK (R1-Game 5)

At Home: 16 - 5/20/21 in 5-2 loss vs. VGK (R1-Game 3)

On Road: 14 - 5/24/21 in 4-2 win at VGK (R1-Game 5)

FEWEST SHOTS AGAINST, GAME

12 - 4/24/14 in 2-1 win vs. COL (R1-Game 4)

At Home: 12 - 4/24/14 in 2-1 win vs. COL (R1-Game 4)

On Road: 21 - 4/16/15 in 4-2 win at STL (R1-Game 1)

FEWEST SHOTS COMBINED, GAME

31 - 4/29/03 in 3-2 loss (R2-Game 3); (MIN-18, VAN-13)

At Home: 31 - 4/29/03 in 3-2 loss (R2-Game 3); (MIN-18, VAN-13)

On Road: 41 - 5/4/14 in 4-1 loss (R2-Game 2); (MIN-22, CHI-19)

MOST SHOTS, PERIOD

22 - 4/21/14 in 1st of 1-0 (OT) win vs. COL (R1-Game 3)

At Home: 22 - 4/21/14 in 1st of 1-0 (OT) win vs. COL (R1-Game 3)

On Road: 19 - 4/16/17 in 3rd of 3-1 loss at STL (R1-Game 3)



PLAYOFF RECORD BOOK

TEAM RECORDS

MOST SHOTS AGAINST, PERIOD

22 - 2x, last, 5/24/21 in 2nd of 4-2 win at VGK (R1-Game 5)

At Home:

15 - 4/26/15 in 2nd of 4-1 win vs. STL (R1-Game 6)

On Road:

22 - 2x, last, 5/24/21 in 2nd of 4-2 win at VGK (R1-Game 5)

MOST SHOTS COMBINED, PERIOD

33 - 4/19/07 in 2nd of 4-1 loss at ANA (R1-Game 5)
(MIN-11, ANA-22)

At Home:

33 - 4/19/07 in 2nd of 4-1 loss at ANA (R1-Game 5)
(MIN-11, ANA-22)

On Road:

29 - 5/3/13 in 2nd of 5-2 loss at CHI (R1-Game 2)
(MIN-15-CHI-14)

FEWEST SHOTS, PERIOD

1 - 5/24/21 in 2nd of 4-2 win at VGK (R1-Game 5)

At Home:

3 - 4/14/03 in 3rd of 3-0 loss vs. COL (R1-Game 3)

On Road:

1 - 5/24/21 in 2nd of 4-2 win at VGK (R1-Game 5)

FEWEST SHOTS AGAINST, PERIOD

2 - 4x, last, 5/12/22 in 3rd of 5-1 loss at STL (R1-Game 6)

At Home:

2 - 2x, last, 4/20/16 in 3rd of 3-2 loss vs. DAL (R1-Game 4)

On Road:

2 - 2x, last, 5/12/22 in 3rd of 5-1 loss at STL (R1-Game 6)

FEWEST SHOTS COMBINED, PERIOD

8 - 3x, last, 4/29/03 in 3rd of 3-2 loss (R2-Game 3)
(MIN-5, VAN-3)

At Home:

8 - 3x, last, 4/29/03 in 3rd of 3-2 loss (R2-Game 3)
(MIN-5, VAN-3)

On Road:

9 - 5/4/14 in 1st of 4-1 loss at CHI (R2-Game 2)
(MIN-7, CHI-2)

MOST SHOTS, OVERTIME

12 - 4/14/08, 3-2 (OT) win at COL (R1-Game 3)

At Home:

10 - 5/10/03, 1-0 (2OT) loss vs. ANA (CF-Game 1)

On Road:

12 - 4/14/08, 3-2 (OT) win at COL (R1-Game 3)

SHUTOUTS

MOST SHUTOUTS, SEASON

2 - 2x, 2014, 2021

MOST SHUTOUTS AGAINST, SEASON

4 - 2003

At Home:

3 - 2003

On Road:

1 - 5x, last, 2018 First Round vs. WPG

MOST SHUTOUTS, SERIES

2 - 2021, First Round vs. VGK

MOST SHUTOUTS AGAINST, SERIES

3 - 2003, Conference Final vs. ANA

At Home:

2 - 2003, Conference Final vs. ANA

On Road:

1 - 3x, last, 2018 First Round vs. WPG

FASTEST GOALS

FASTEST GOAL TO START GAME

0:49 - Zach Parise (PPG), 4/28/14 vs. COL (R1-Game 6)

At Home:

0:49 - Zach Parise (PPG), 4/28/14 vs. COL (R1-Game 6)

On Road:

2:47 - Jason Zucker, 4/16/15 at STL (R1-Game 1)

FASTEST GOAL TO START GAME, OPPONENT

0:24 - Tanner Pearson, 8/4/20 at VAN (QR-Game 2)

At Home:

0:26 - Patrick Sharp, 4/18/16 vs. DAL (R1-Game 3)

On Road:

0:24 - Tanner Pearson, 8/4/20 at VAN (QR-Game 2)

FASTEST TWO GOALS, TEAM

0:16 - Jared Spurgeon & Mikael Granlund, 4/24/16 @ 3:48 & 4:04 in 3rd of 5-4 loss vs. DAL (R1-Game 6)

At Home:

0:16 - Jared Spurgeon & Mikael Granlund, 4/24/16 @ 3:48 & 4:04 in 3rd of 5-4 loss vs. DAL (R1-Game 6)

On Road:

0:25 - Marian Gaborik & Wes Walz, 4/10/03 @ 9:28 & 9:53 in 2nd of 4-2 win at COL (R1-Game 1)

FASTEST TWO GOALS AGAINST, TEAM

0:28 - Jason Spezza & Alex Goligoski, 4/22/16 @ 8:28 & 8:56 in 3rd of 5-4 (OT) win at DAL (R1-Game 5)

At Home:

1:03 - Vladimir Tarasenko & Patrik Berglund, 4/22/15 @ 15:47 & 16:50 in 2nd of 6-1 loss vs. STL (R1-Game 4)

On Road:

0:28 - Jason Spezza & Alex Goligoski, 4/22/16 @ 8:28 & 8:56 in 3rd of 5-4 (OT) win at DAL (R1-Game 5)

FASTEST THREE GOALS, TEAM

3:40 - Darby Hendrickson, Antti Laaksonen & Andrew Brunette, 5/07/03 @ 6:57, 9:25 & 10:37 in 3rd of 5-1 win vs. VAN (R2-Game 6)

At Home:

3:40 - Darby Hendrickson, Antti Laaksonen & Andrew Brunette, 5/07/03 @ 6:57, 9:25 & 10:37 in 3rd of 5-1 win vs. VAN (R2-Game 6)

On Road:

4:20 - Filip Kuba, Marian Gaborik & Wes Walz, 4/10/03 @ 5:33, 9:28 & 9:53 in 2nd of 4-2 win at COL (R1-Game 1)

FASTEST THREE GOALS AGAINST, TEAM

4:32 - Ryan Reaves, Vladimir Tarasenko & David Backes, 4/22/15 @ 5:34, 6:59 & 10:06 in 1st of 6-1 loss vs. STL (R1-Game 4)

At Home:

4:32 - Ryan Reaves, Vladimir Tarasenko & David Backes, 4/22/15 @ 5:34, 6:59 & 10:06 in 1st of 6-1 loss vs. STL (R1-Game 4)

On Road:

3:21 - J.T. Miller, Brock Boeser & Bo Horvat, 8/4/20 @ 3:01, 8:42 & 6:22 in 2nd of 4-3 loss at VAN (QR-Game 2)

FASTEST OVERTIME GOAL SCORED BY WILD

1:14 - 4/11/08, Keith Carney, 3-2 win vs. COL (R1-Game 2)

At Home:

1:14 - 4/11/08, Keith Carney, 3-2 win vs. COL (R1-Game 2)

On Road:

3:20 - 5/16/21 Joel Eriksson Ek, 1-0 win at VGK (R1-Game 1)

GAMES

MOST GAMES, CAREER

61 - Jonas Brodin & Jared Spurgeon, 2012-22

By Defenseman

61 - Jonas Brodin & Jared Spurgeon, 2012-22

MOST GAMES, SEASON

18 - Andrew Brunette, Marian Gaborik, Filip Kuba, Willie Mitchell, Richard Park, Nick Schultz, Wes Walz, Sergei Zholtok & Andrei Zyuzin, 2003

By Defenseman:

18 - Filip Kuba, Willie Mitchell, Nick Schultz & Andrei Zyuzin, 2003

GOALS

MOST GOALS, CAREER

16 - Zach Parise, 2012-21

By Defenseman

8 - Jared Spurgeon, 2012-22

MOST GOALS, SEASON

9 - Marian Gaborik, 2003

By Defenseman:

3 - 2x, last, Jared Spurgeon, 2020

MOST GOALS, SERIES

7 - Kirill Kaprizov, 2022 First Round vs. STL

By Defenseman:

2 - 4x, last, Jared Spurgeon, 2020 Qualifying Round vs. VAN

MOST GOALS BY OPPONENT, SERIES

6 - 2x, last, Vladimir Tarasenko, 2015 First Round vs. STL

MOST GOALS, GAME

3 - Kirill Kaprizov, 5/4/22 vs. STL (R1-Game 2)

By Defenseman:

2 - 2x, last, Jared Spurgeon, 8/2/20 at VAN (QR-Game 1)

MOST GOALS BY OPPONENT, GAME

3 - 4x, last, Vladimir Tarasenko, 5/10/22 in 3rd of 5-2 loss vs. STL (R1-Game 5)

MOST GOALS, PERIOD

2 - 6x, last, Kirill Kaprizov, 5/4/22 in 3rd of 6-2 win vs. STL (R1-Game 2)

MOST GOALS AGAINST, PERIOD

3 - Vladimir Tarasenko, 5/10/22 in 3rd of 5-2 loss vs. STL (R1-Game 5)

ASSISTS

MOST ASSISTS, CAREER

21 - Zach Parise, 2012-21

By Defenseman:

19 - Jared Spurgeon 2012-22

MOST ASSISTS, SEASON

11 - Sergei Zholtok, 2003

By Defenseman:

6 - Ryan Suter, 2014

MOST ASSISTS, SERIES

7 - Zach Parise, 2014 First Round vs. COL

By Defenseman

3 - 8x, last, Jared Spurgeon, 2022 First Round vs. STL

MOST ASSISTS, GAME

3 - 2x, last, Kyle Brodziak, 4/30/14 at COL (R1-Game 7)

By Defenseman:

2 - 9x, last, Jonas Brodin, 5/4/22 vs. STL (R1-Game 2)

MOST ASSISTS BY OPPONENT, SERIES

8 - 3x, last, Kevin Shattenkirk, 2015 First Round vs. STL

By Defenseman:

8 - Kevin Shattenkirk, 2015 First Round vs. STL

INDIVIDUAL RECORDS

MOST ASSISTS BY OPPONENT, GAME

3 - 8x, last, Torey Krug, 5/2/22 vs. STL (R1-Game 1)

By Defenseman:

3 - 3x, last, Torey Krug, 5/2/22 vs. STL (R1-Game 1)

MOST ASSISTS, PERIOD

3 - Cliff Ronning, 5/07/03 in 3rd of 5-1 win vs. VAN (R2-Game 5)

MOST ASSISTS AGAINST, PERIOD

2 - 26x, last, David Perron, 5/12/22 in 2nd of 5-1 loss at STL (R1-Game 6)

POINTS

MOST POINTS, CAREER

37 - Zach Parise (16g-21a), 2012-21

By Defenseman:

27 - Jared Spurgeon (8g-19a), 2012-22

MOST POINTS, SEASON

17 - Marian Gaborik (9g-8a), 2003

By Defenseman:

8 - Filip Kuba (3g-5a), 2003

By Rookie:

7 - Erik Haula (4g-3a), 2014

MOST POINTS, SERIES

11 - Marian Gaborik (5g-6a), 2003 Conference Semifinal vs. VAN

By Defenseman:

5 - Jared Spurgeon (2g-3a), 2016 First Round vs. DAL

MOST POINTS BY OPPONENT, SERIES

10 - 3x, last, Jamie Benn (4g-6a), 2016 First Round vs. DAL

MOST POINTS, GAME

4 - Zach Parise (2g-2a), 4/28/14 vs. COL (R1-Game 6)

By Defenseman:

3 - Jared Spurgeon (2g-1a), 8/2/20 at VAN (QR-Game 1)

MOST POINTS BY OPPONENT, GAME

4 - 4x, last, David Perron (3g-1a), 5/2/22 vs. STL (R1-Game 1)

MOST POINTS, PERIOD

3 - Cliff Ronning (0g-3a), 5/7/03 in 3rd of 5-1 win vs. VAN (R2-Game 6)

MOST POINTS AGAINST, PERIOD

3 - Vladimir Tarasenko (3g-0a), 5/10/22 in 3rd of 5-2 loss vs. STL (R1-Game 5)

STREAKS

LONGEST GOAL-SCORING STREAK

4 - 3x, last, Kirill Kaprizov (7g, 1a); 5/4-5/10/22

LONGEST POINT-SCORING STREAK

8 - Marian Gaborik (7g-8a=15pts); 4/21-5/07/03

LONGEST ASSIST STREAK

4 - Zach Parise (5a), 4/17-4/24/14
- Jason Pominville (4a), 4/21-4/28/14

MOST CONSECUTIVE WINS BY GOALTENDER

3 - Dwayne Roloson, 5/05-5/08/03
- Manny Fernandez, 4/19-4/22/03

MOST CONSECUTIVE LOSSES BY GOALTENDER

4 - Devan Dubnyk, 5/1-5/7/15

LONGEST SHUTOUT STREAK BY GOALTENDER

98:09 - Darcy Kuemper, 4/21/14



PLAYOFF RECORD BOOK

INDIVIDUAL RECORDS

PENALTY MINUTES

MOST PENALTY MINUTES, CAREER
44 - Derek Boogaard
MOST PENALTY MINUTES, SEASON
27 - Stephane Veilleux, 2008
MOST PENALTY MINUTES, SERIES
27 - Stephane Veilleux, 2008 First Round vs. COL
MOST PENALTY MINUTES, GAME
25 - Stephane Veilleux, 4/15/08 at COL (R1-Game 4)
By Goaltender:
2 - 3x, last, Niklas Backstrom, 4/15/07 vs. ANA (R1-Game 3)
MOST PENALTY MINUTES BY OPPONENT, SERIES
26 - Steve Ott, 2015 First Round vs. STL
MOST PENALTY MINUTES BY OPPONENT, GAME
20 - Brad May, 4/17/07 vs. ANA (R1-Game 3)
MOST PENALTY MINUTES, PERIOD
19 - Stephane Veilleux, 4/15/08 in 3rd of 5-1 loss at COL (R1-Game 4)
MOST PENALTY MINUTES BY OPPONENT, PERIOD
20 - Brad May, 4/17/07 in 3rd of 4-1 win vs. ANA (R1-Game 3)

POWER-PLAY GOALS

MOST POWER-PLAY GOALS, CAREER
6 - Zach Parise, 2012-21
MOST POWER-PLAY GOALS, SEASON
4 - Marian Gaborik & Andrew Brunette, 2003
MOST POWER-PLAY GOALS, SERIES
3 - 2x, last, Kirill Kaprizov, 2022 First Round vs. STL
MOST POWER-PLAY GOALS AGAINST, SERIES
4 - Ryan O'Reilly, 2022 First Round vs. STL
MOST POWER-PLAY GOALS, GAME
2 - 3x, last, Kirill Kaprizov, 5/10/22 vs. STL (R1-Game 5)
MOST POWER-PLAY GOALS AGAINST, GAME
2 - 2x, last, R1ancois Beauchemin, 4/13/07 at ANA (R1-Game 2)
MOST POWER-PLAY GOALS, PERIOD
2 - 2x, last, Kirill Kaprizov, 5/10/22 in 1st of 5-2 loss vs. STL (R1-Game 6)
MOST POWER-PLAY GOALS AGAINST, PERIOD
1 - 55x, last, Vladimir Tarasenko, 5/12/22 in 2nd of 5-2 loss at STL (R1-Game 6)

SHORT-HANDED GOALS

MOST SHORT-HANDED GOALS, CAREER
2 - Wes Walz, 2003-07
MOST SHORT-HANDED GOALS, SEASON
2 - Wes Walz, 2003
MOST SHORT-HANDED GOALS, SERIES
1 - 8x, last, Luke Kunin, 2020 Qualifying Round vs. VAN
MOST SHORT-HANDED GOALS BY OPPONENT, SERIES
1 - 11x, last, Mark Stone, 2021 First Round vs. VGK
MOST SHORT-HANDED GOALS, GAME
1 - 8x, last, Luke Kunin, 8/4/20 in 4-3 loss at VAN (QR-Game 2)
MOST SHORT-HANDED GOALS BY OPPONENT, GAME
1 - 11x, last, Mark Stone, 5/22/21 in 4-0 loss vs. VGK (R1-Game 4)
MOST SHORT-HANDED GOALS, PERIOD
1 - 8x, last, Zach Parise, Luke Kunin, 8/4/20 in 1st of 4-3 loss at VAN (QR-Game 2)
MOST SHORT-HANDED GOALS BY OPPONENT, PERIOD
1 - 11x, last, Mark Stone, 5/22/21 in 2nd of 4-0 loss vs. VGK (R1-Game 4)

GAME-WINNING GOALS

MOST GAME-WINNING GOALS, CAREER
3 - Nino Niederreiter, 2013-16
MOST GAME-WINNING GOALS, SEASON
2 - 4x, last, Kirill Kaprizov, 2022
MOST GAME-WINNING GOALS, SERIES
2 - 2x, last, Kirill Kaprizov, 2022 First Round vs. STL

OVERTIME GOALS

MOST OVERTIME GOALS, CAREER
1 - 9x, last, 2021, Joel Eriksson Ek
MOST OVERTIME GOALS, SEASON
1 - 9x, last, 2021, Joel Eriksson Ek
MOST OVERTIME GOALS, SERIES
1 - 9x, last, Joel Eriksson Ek, 2021 First Round vs. VGK

SHOTS ON GOAL

MOST SHOTS ON GOAL, CAREER
121 - 2x, Mikko Koivu, 2006-20 & Zack Parise, 2012-21
By Defenseman:
90 - Jared Spurgeon, 2012-22
MOST SHOTS ON GOAL, SEASON
52 - Marian Gaborik, 2003
By Defenseman:
30 - Andrei Zyuzin, 2003

MOST SHOTS ON GOAL, GAME
9 - Marian Gaborik, 4/14/08 at COL (R1-Game 3)
By Defenseman:
7 - Ryan Suter, 4/16/17 at STL (R1-Game 3)
MOST SHOTS ON GOAL BY OPPONENT, GAME
8 - 4x, last, Patrick Sharp, 5/3/13 at CHI (R1-Game 2)

GAMES PLAYED, GOALTENDER

MOST GAMES PLAYED BY GOALTENDER, CAREER
26 - Devan Dubnyk, 2014-20
MOST GAMES PLAYED BY GOALTENDER, SEASON
11 - Dwayne Roloson, 2003
MOST GAMES PLAYED BY GOALTENDER, SERIES
7 - Cam Talbot, 2021 First Round vs. VGK

MINUTES PLAYED

MOST MINUTES PLAYED BY GOALTENDER, CAREER
1,499 - Devan Dubnyk, 2014-20
MOST MINUTES PLAYED BY GOALTENDER, SEASON
579 - Dwayne Roloson, 2003
MOST MINUTES PLAYED BY GOALTENDER, SERIES
416 - Cam Talbot, 2021 First Round vs. VGK
MOST MINUTES PLAYED BY GOALTENDER, GAME
88:06 - Manny Fernandez, 5/10/03 vs. ANA (CF-Game 1)

WINS / LOSSES

MOST WINS BY GOALTENDER, CAREER
8 - Devan Dubnyk, 2014-20
MOST LOSSES BY GOALTENDER, CAREER
18 - Devan Dubnyk, 2014-20
MOST WINS BY GOALTENDER, SEASON
5 - Dwayne Roloson, 2003
MOST LOSSES BY GOALTENDER, SEASON
6 - 3x, last, Devan Dubnyk, 2015
MOST WINS BY GOALTENDER, SERIES
4 - 2x, last, Devan Dubnyk, 2015 First Round vs. STL
MOST LOSSES BY GOALTENDER, SERIES
4 - 9x, last, Cam Talbot, 2021 First Round vs. VGK

PLAYOFF RECORD BOOK



INDIVIDUAL RECORDS

SAVES

MOST SAVES, CAREER
640 - Devan Dubnyk, 2014-20
MOST SAVES, SEASON
236 - Devan Dubnyk, 2015
MOST SAVES, SERIES
205 - Cam Talbot, 2021 First Round vs. VGK
MOST SAVES AGAINST, SERIES
211 - Seymon Varlamov, 2014 First Round vs. COL
MOST SAVES, GAME
44 - Niklas Backstrom, 4/14/08 at COL (R1-Game 3)
MOST SAVES, GAME (REGULATION)
43 - 2x, last, Josh Harding, 5/3/13 at CHI (R1-Game 2)
MOST SAVES AGAINST, GAME
51 - Jake Allen, 4/12/17 vs. STL (R1-Game 1)
MOST SAVES AGAINST, GAME (REGULATION)
40 - Jake Allen, 4/16/17 at STL (R1-Game 3)
MOST SAVES, PERIOD
21 - 2x, last, Cam Talbot, 5/24/21 in 2nd of 4-2 win at VGK (R1-Game 5)
MOST SAVES AGAINST, PERIOD
22 - Seymon Varlamov, 4/21/14 in 1st of 1-0 (OT) win vs. COL (R1-Game 3)

GOALS ALLOWED

MOST GOALS ALLOWED BY GOALTENDER, CAREER
68 - Devan Dubnyk, 2014-20
MOST GOALS ALLOWED BY GOALTENDER, SEASON
25 - Dwayne Roloson, 2003
MOST GOALS ALLOWED BY GOALTENDER, SERIES
20 - Devan Dubnyk, 2016 First Round vs. DAL
FEWEST GOALS ALLOWED BY GOALTENDER, SERIES
4 - Manny Fernandez, 2003 Conference Final vs. ANA
MOST GOALS ALLOWED, GAME
6 - Devan Dubnyk, 4/22/15 vs. STL in 6-1 loss (R1-Game 4)
MOST GOALS ALLOWED, PERIOD
4 - Devan Dubnyk, 4/20/18 in 1st of 5-0 loss at WPG (R1-Game 5)

GOALS-AGAINST AVERAGE

LOWEST GOALS-AGAINST AVERAGE, CAREER
1.96 - Manny Fernandez, 2003
LOWEST GOALS-AGAINST AVERAGE, SEASON
1.86 - Devan Dubnyk, 2017
LOWEST GOALS-AGAINST AVERAGE, SERIES
1.37 - Manny Fernandez, 2003 Conference Final vs. ANA

SAVE PERCENTAGE

HIGHEST SAVE PERCENTAGE, CAREER
.929 - Manny Fernandez, 2003
HIGHEST SAVE PERCENTAGE, SEASON
.929 - Manny Fernandez, 2003
HIGHEST SAVE PERCENTAGE, SERIES
.943 - Manny Fernandez, 2003 Conference Final vs. ANA

SHUTOUTS

MOST SHUTOUTS, CAREER
2 - 2x, Devan Dubnyk, 2014-20 & Cam Talbot, 2021
MOST SHUTOUTS, SEASON
2 - Cam Talbot, 2021
MOST SHUTOUTS, SERIES
2 - Cam Talbot, 2021 First Round vs. VGK



ALL-TIME PLAYOFF SCORING & GOALTENDING

PLAYER	GP	G	A	PTS	+/-	PIM	PPG	SHG	GWG	SOG	SH%
Zach Parise	44	16	21	37	-15	24	6	1	1	121	13.2
Mikko Koivu	59	11	17	28	-18	38	3	1	2	121	9.1
Jared Spurgeon	61	8	19	27	-13	20	5	0	0	90	8.9
Jason Pominville	36	9	14	23	-4	6	2	0	1	96	9.4
Marian Gaborik	29	12	10	22	2	18	5	1	1	95	12.6
Mikael Granlund	39	8	13	21	2	4	1	0	2	91	8.8
Nino Niederreiter	39	8	10	18	-7	24	0	0	3	76	10.5
Ryan Suter	49	2	16	18	-21	22	2	0	0	84	2.4
Jonas Brodin	61	2	14	16	-6	18	0	0	0	56	3.6
Charlie Coyle	44	7	8	15	-17	18	1	0	2	85	8.2
Wes Walz	23	7	7	14	6	18	0	2	2	38	18.4
Andrew Brunette	18	7	6	13	-3	4	4	0	1	33	21.2
Matt Dumba	43	5	8	13	-4	35	2	0	1	72	6.9
Erik Haula	24	6	7	13	1	2	0	0	1	53	11.3
Sergei Zholtok	18	2	11	13	-7	0	1	0	0	34	5.9
Kirill Kaprizov	13	9	2	11	-2	6	4	0	2	37	24.3
Joel Eriksson Ek	25	6	4	10	2	12	0	0	1	64	9.4
Pierre-Marc Bouchard	21	4	5	9	-1	4	1	0	1	38	10.5
Kevin Fiala	17	4	5	9	-10	28	2	0	1	56	7.1
Cliff Ronning	17	2	7	9	-3	4	1	0	0	37	5.4
Marco Scandella	39	6	3	9	-1	6	1	1	0	65	9.2
Kyle Brodziak	27	3	5	8	-5	8	0	0	0	36	8.3
Pascal Dupuis	16	4	4	8	0	8	2	0	1	36	11.1
Filip Kuba	18	3	5	8	-8	24	3	0	0	21	14.3
Brian Rolston	11	3	5	8	2	12	0	1	0	54	5.6
Eric Staal	14	2	6	8	-4	4	0	0	0	35	5.7
Mats Zuccarello	17	1	7	8	-4	4	0	0	0	27	3.7
Jason Zucker	31	4	4	8	-9	6	0	0	1	63	6.3
Pavol Demitra	11	2	5	7	-1	2	1	0	0	24	8.3
Jordan Greenway	22	3	4	7	1	16	0	0	1	22	13.6
Ryan Hartman	17	2	5	7	-5	13	0	0	1	33	6.1
Marcus Foligno	22	1	5	6	-3	35	0	0	0	21	4.8
Dany Heatley	11	1	5	6	6	4	0	0	0	9	11.1
Richard Park	18	3	3	6	-2	4	0	0	1	26	11.5
Matt Cooke	13	0	5	5	2	12	0	0	0	12	0
Matt Cullen	10	1	4	5	-2	4	0	0	0	12	8.3
Darby Hendrickson	17	2	3	5	1	4	0	0	1	22	9.1
Jeremy Stevenson	14	0	5	5	0	12	0	0	0	17	0
Justin Fontaine	19	2	2	4	-1	4	0	0	1	21	9.5
Antti Laaksonen	16	1	3	4	-3	4	0	0	0	25	4
Willie Mitchell	18	1	3	4	5	14	0	0	0	18	5.6
Clayton Stoner	14	1	3	4	3	26	0	0	0	13	7.7
Thomas Vanek	10	0	4	4	-7	2	0	0	0	19	0
Brent Burns	11	0	3	3	1	20	0	0	0	29	0
Matt Moulson	10	1	2	3	0	4	0	0	0	21	4.8
Petteri Nummelin	7	1	2	3	0	0	1	0	0	15	6.7
Nate Prosser	25	0	3	3	-6	30	0	0	0	15	0
Nico Sturm	9	2	1	3	0	0	0	0	0	7	28.6
Keith Carney	11	1	1	2	3	4	0	0	1	3	33.3
Cal Clutterbuck	5	1	1	2	0	4	0	0	0	11	9.1
Jim Dowd	15	0	2	2	-1	0	0	0	0	24	0
Todd Fedoruk	6	1	1	2	-2	16	1	0	0	5	20
Kurtis Foster	3	0	2	2	0	0	0	0	0	5	0
Luke Kunin	4	2	0	2	0	2	1	1	0	6	33.3
Jason Marshall	15	1	1	2	-1	16	0	0	1	12	8.3
Nick Schultz	24	0	2	2	2	10	0	0	0	9	0
Nick Seeler	5	0	2	2	1	7	0	0	0	5	0
Lubomir Sekeras	15	1	1	2	-2	6	1	0	1	13	7.7
Chris Stewart	13	0	2	2	-3	2	0	0	0	11	0
Calen Addison	3	0	1	1	-1	0	0	0	0	0	0
Nick Bjugstad	6	1	0	1	0	2	0	0	0	11	9.1
Matt Boldy	6	1	0	1	-1	4	0	0	0	13	7.7
Derek Boogaard	10	0	1	1	-1	44	0	0	0	1	0
Frederick Gaudreau	6	1	0	1	-1	0	1	0	0	11	9.1
Martin Hanzal	5	1	0	1	-2	0	0	0	0	10	10
Kim Johnsson	10	0	1	1	-2	20	0	0	0	16	0
David Jones	6	0	1	1	0	0	0	0	0	3	0
Dmitry Kulikov	2	0	1	1	-4	2	0	0	0	1	0
Cody McCormick	13	1	0	1	1	14	0	0	0	6	16.7

ALL-TIME PLAYOFF SCORING & GOALTENDING



PLAYER	GP	G	A	PTS	+/-	PIM	PPG	SHG	GWG	SOG	SH%
Jon Merrill	6	0	1	1	-6	0	0	0	0	7	0
Jake Middleton	6	0	1	1	6	2	0	0	0	9	0
Torrey Mitchell	5	1	0	1	-4	0	0	0	0	8	12.5
Mark Parrish	6	1	0	1	2	0	0	0	0	14	7.1
Chris Porter	6	1	0	1	0	0	0	0	0	4	25
Jordan Schroeder	5	1	0	1	-1	0	0	0	0	7	14.3
Devin Setoguchi	5	1	0	1	-2	0	0	0	0	12	8.3
James Sheppard	6	0	1	1	-1	4	0	0	0	4	0
Aaron Voros	5	1	0	1	-1	16	0	0	0	10	10
Daniel Winnik	5	0	1	1	0	5	0	0	0	6	0
Andrei Zyuzin	18	0	1	1	-3	14	0	0	0	30	0
Keith Ballard	3	0	0	0	-2	0	0	0	0	2	0
Matt Bartkowski	1	0	0	0	0	0	0	0	0	2	0
Eric Belanger	6	0	0	0	-1	4	0	0	0	9	0
Sean Bergenheim	3	0	0	0	-2	0	0	0	0	1	0
Brad Bombardir	4	0	0	0	-1	0	0	0	0	1	0
Nick Bonino	7	0	0	0	-3	0	0	0	0	5	0
Brad Brown	11	0	0	0	-1	16	0	0	0	0	0
Ryan Carter	3	0	0	0	-1	10	0	0	0	1	0
Ian Cole	7	0	0	0	-1	6	0	0	0	7	0
Zac Dalpe	3	0	0	0	-1	0	0	0	0	0	0
Nicolas Deslauriers	5	0	0	0	-3	0	0	0	0	2	0
Connor Dewar	1	0	0	0	0	0	0	0	0	1	0
Ryan Donato	2	0	0	0	1	2	0	0	0	1	0
Brandon Duhaime	6	0	0	0	-2	2	0	0	0	6	0
Tyler Ennis	1	0	0	0	-1	0	0	0	0	1	0
Justin Falk	4	0	0	0	-3	2	0	0	0	0	0
Christian Folin	2	0	0	0	-2	2	0	0	0	1	0
Matt Foy	1	0	0	0	0	0	0	0	0	0	0
Kurtis Gabriel	4	0	0	0	0	0	0	0	0	2	0
Alex Galchenyuk	4	0	0	0	-2	4	0	0	0	4	0
Tom Gilbert	5	0	0	0	-2	2	0	0	0	0	0
Alex Goligoski	4	0	0	0	-3	2	0	0	0	2	0
Adam Hall	3	0	0	0	0	7	0	0	0	2	0
Sean Hill	5	0	0	0	-2	4	0	0	0	1	0
Brad Hunt	4	0	0	0	-1	2	0	0	0	7	0
Marcus Johansson	3	0	0	0	-1	0	0	0	0	1	0
Matt Johnson	12	0	0	0	0	25	0	0	0	2	0
Tyson Jost	6	0	0	0	0	4	0	0	0	9	0
Zenon Konopka	2	0	0	0	-2	0	0	0	0	2	0
Jordan Leopold	9	0	0	0	-3	0	0	0	0	7	0
Bill Muckalt	5	0	0	0	-3	0	0	0	0	4	0
Ryan Murphy	1	0	0	0	0	0	0	0	0	2	0
Benoit Pouliot	1	0	0	0	1	0	0	0	0	2	0
Branko Radivojevic	7	0	0	0	-1	2	0	0	0	11	0
Victor Rask	7	0	0	0	-2	0	0	0	0	7	0
Kyle Rau	2	0	0	0	-1	0	0	0	0	2	0
Erik Reitz	2	0	0	0	-1	0	0	0	0	0	0
Mike Rupp	4	0	0	0	-3	12	0	0	0	2	0
Chris Simon	2	0	0	0	-1	0	0	0	0	0	0
Martin Skoula	11	0	0	0	1	4	0	0	0	8	0
Wyatt Smith	4	0	0	0	0	0	0	0	0	2	0
Carson Soucy	12	0	0	0	-7	2	0	0	0	6	0
Jarret Stoll	4	0	0	0	-1	4	0	0	0	2	0
Stephane Veilleux	17	0	0	0	-1	35	0	0	0	24	0
Ryan White	3	0	0	0	0	4	0	0	0	2	0
Todd White	4	0	0	0	-1	0	0	0	0	6	0
GOALTENDER			GP	W	L	SA	SV	SV%	GA	GAA	MIN
Devan Dubnyk			26	8	18	708	640	0.904	68	2.72	1499
Niklas Backstrom			11	3	8	315	287	0.911	28	2.55	658
Dwayne Roloson			11	5	6	257	232	0.903	25	2.59	578
Ilya Bryzgalov			9	3	6	182	161	0.885	21	2.63	479
Manny Fernandez			9	3	4	253	235	0.929	18	1.96	552
Darcy Kuemper			9	3	1	169	154	0.911	15	2.13	421
Cam Talbot			8	3	5	248	227	0.915	21	2.66	474
Josh Harding			6	1	4	146	134	0.918	12	2.72	265
Marc-Andre Fleury			5	2	3	159	144	0.906	15	3.04	296
Alex Stalock			5	1	3	132	119	0.902	13	2.73	285



ALL-TIME PLAYOFF LEADERS

PLAYOFF FIRSTS



GAMES

1. Jonas Brodin	61
Jared Spurgeon	61
3. Mikko Koivu	59
4. Ryan Suter	49
5. Charlie Coyle	44
Zach Parise	44

GOALS

1. Zach Parise	16
2. Marian Gaborik	12
3. Mikko Koivu	11
4. Kirill Kaprizov	9
Jason Pominville	9
6. Jared Spurgeon	8
Mikael Granlund	8
Nino Niederreiter	8

ASSISTS

1. Zach Parise	21
2. Jared Spurgeon	19
3. Mikko Koivu	17
4. Ryan Suter	16
5. Jonas Brodin	14
Jason Pominville	14
7. Mikael Granlund	13

POINTS

1. Zach Parise	37
2. Mikko Koivu	28
3. Jared Spurgeon	27
4. Jason Pominville	23
5. Marian Gaborik	22
6. Mikael Granlund	21
7. Nino Niederreiter	18
Ryan Suter	18

PLUS/MINUS

1. Jake Middleton	6
Dany Heatley	6
Wes Walz	6
3. Willie Mitchell	5
Keith Carney	3

PENALTY MINUTES

1. Derek Boogaard	44
2. Mikko Koivu	38
3. Marcus Foligno	35
Matt Dumba	35
Stephane Veilleux	35
6. Nate Prosser	30
7. Kevin Fiala	28
8. Clayton Stoner	26
9. Matt Johnson	25
10. Three players tied	24

POWER-PLAY GOALS

1. Zach Parise	6
2. Jared Spurgeon	5
Marian Gaborik	5
4. Kirill Kaprizov	4
Andrew Brunette	4
6. Mikko Koivu	3
Filip Kuba	3
7. Matt Dumba	2
Kevin Fiala	2
Pascal Dupuis	2
Jason Pominville	2

SHORT-HANDED GOALS

1. Wes Walz	2
2. Marian Gaborik	1
Mikko Koivu	1
Luke Kunin	1
Zach Parise	1
Brian Rolston	1
Marco Scandella	1

GAME-WINNING GOALS

1. Nino Niederreiter	3
2. Kirill Kaprizov	2
Charlie Coyle	2
Mikael Granlund	2
Mikko Koivu	2
Wes Walz	2
6. 19 Players Tied	1

OVERTIME GOALS

1. Joel Eriksson Ek	1
Pierre-Marc Bouchard	1
Andrew Brunette	1
Keith Carney	1
Mikael Granlund	1
Mikko Koivu	1
Nino Niederreiter	1
Richard Park	1
Jason Zucker	1

SHOTS ON GOAL

1. Mikko Koivu	121
Zach Parise	121
3. Jason Pominville	96
4. Marian Gaborik	95
5. Mikael Granlund	91
6. Jared Spurgeon	90

GAMES PLAYED (GOALTENDERS)

1. Devan Dubnyk	26
2. Niklas Backstrom	11
Dwayne Roloson	11
4. Ilya Bryzgalov	9
Manny Fernandez	9
Darcy Kuemper	9
7. Cam Talbot	7
8. Josh Harding	6

GAMES STARTED (GOALTENDERS)

1. Devan Dubnyk	26
2. Niklas Backstrom	11
Dwayne Roloson	11
4. Ilya Bryzgalov	8
Cam Talbot	8
6. Manny Fernandez	7
7. Marc-Andre Fleury	5
Josh Harding	5

GOALS-AGAINST AVERAGE

1. Manny Fernandez	1.96
2. Darcy Kuemper	2.13
3. Niklas Backstrom	2.55
4. Dwayne Roloson	2.59
5. Ilya Bryzgalov	2.63
6. Cam Talbot	2.66
7. Devan Dubnyk	2.72
Josh Harding	2.72

WINS

1. Devan Dubnyk	8
2. Dwayne Roloson	5
3. Cam Talbot	3
Niklas Backstrom	3
Ilya Bryzgalov	3
Manny Fernandez	3
Darcy Kuemper	3
8. Alex Stalock	1
Josh Harding	1

LOSSES

1. Devan Dubnyk	18
2. Niklas Backstrom	8
3. Ilya Bryzgalov	6
Dwayne Roloson	6
5. Cam Talbot	5
6. Manny Fernandez	4
Josh Harding	4
8. Alex Stalock	3

SAVES

1. Devan Dubnyk	640
2. Niklas Backstrom	287
3. Manny Fernandez	235
4. Dwayne Roloson	232
5. Cam Talbot	227
6. Ilya Bryzgalov	161
7. Darcy Kuemper	154
8. Marc-Andre Fleury	144

SHOTS FACED

1. Devan Dubnyk	708
2. Niklas Backstrom	315
3. Dwayne Roloson	257
4. Manny Fernandez	253
5. Cam Talbot	248
6. Ilya Bryzgalov	182
7. Darcy Kuemper	169
8. Marc-Andre Fleury	159

SAVE PERCENTAGE

1. Manny Fernandez	.929
2. Josh Harding	.918
3. Cam Talbot	.915
4. Niklas Backstrom	.911
Darcy Kuemper	.911
6. Marc-Andre Fleury	.906
7. Devan Dubnyk	.904
8. Dwayne Roloson	.903

MINUTES PLAYED

1. Devan Dubnyk	1,499
2. Niklas Backstrom	658
3. Dwayne Roloson	578
4. Manny Fernandez	552
5. Ilya Bryzgalov	479
6. Cam Talbot	474
7. Darcy Kuemper	421
8. Marc-Andre Fleury	296

SHUTOUTS

1. Cam Talbot	2
Devan Dubnyk	2
3. Ilya Bryzgalov	1
Darcy Kuemper	1
Alex Stalock	1

FIRST GAME

Home: vs. COL, 4/14/03
Road: at COL, 4/10/03

FIRST WIN

Home: vs. COL (3-2 OT), 04/21/03
Road: at COL (4-2), 4/10/03

FIRST OT WIN

Home: vs. COL (3-2 OT), 4/21/03
Road: at COL (3-2 OT), 4/22/03

FIRST OT LOSS

Home: vs. VAN (3-2 OT), 5/2/03
Road: at VAN (4-3 OT), 4/25/03

FIRST LOSS

Home: vs. COL (3-0), 4/14/03
Road: at COL (3-2), 4/12/03

FIRST SHUTOUT FOR

Home: vs. COL (1-0 OT), 4/21/14
Road: at STL (2-0), 4/19/17

FIRST SHUTOUT AGAINST

Home: vs. COL (3-0, Roy), 4/14/03
Road: at ANA (4-0, Giguere), 5/14/03

FIRST GOAL

Home: Marian Gaborik, 17:20 of 3rd per., vs. COL (3-1 loss), 4/16/03

Road: Filip Kuba, 5:33 of 2nd per., at COL (4-2 win), 4/10/03

FIRST ASSISTS

Home: Cliff Ronning, Sergei Zholtok, 17:20 of 3rd per., vs. COL (3-1 loss), 4/16/03
Road: Andrew Brunette, Sergei Zholtok, 5:33 of 2nd per., at COL (4-2 win), 4/10/03

FIRST GAME-WINNING GOAL

Home: Richard Park, 4:22 of OT, vs. COL (3-2 OT win), 4/21/03
Road: Wes Walz, 9:53 of 2nd, at COL (4-2 win), 4/10/03

FIRST OT GOAL

Home: Richard Park, 4:22 of OT, vs. COL (3-2 OT win), 4/21/03
Road: Andrew Brunette, 3:25 of OT, at Colorado (3-2 OT win), 4/22/03

FIRST WIN

Home: Manny Fernandez, vs. COL (3-2 OT win), 4/21/03
Road: Dwayne Roloson, at COL (4-2 win), 4/10/03

FIRST LOSS

Home: Dwayne Roloson, vs. COL (3-0 loss), 4/14/03
Road: Dwayne Roloson, at COL (3-2 loss), 4/12/03

FIRST POWER-PLAY GOAL

Home: Marian Gaborik, 17:20 of 3rd per., vs. COL (3-1 loss), 4/16/03
Road: Filip Kuba, 5:33 of 2nd per., at COL (4-2 win), 4/10/03

FIRST SHORT-HANDED GOAL

Home: Zach Parise, 7:14 of 1st, vs. STL (4-1 win), 4/26/15
Road: Wes Walz, 8:09 of 1st, at COL (3-2 loss), 4/12/03

FIRST EMPTY-NET GOAL

Home: Jason Pominville, 18:34 of 3rd vs. COL (5-2 win), 4/28/14
Road: Mikael Granlund, 18:47 of 3rd, at STL (4-2 win), 4/16/15

FIRST PENALTY SHOT

Home: None
Road: None

FIRST PENALTY SHOT AGAINST

Home: Ryan Smyth, missed, 17:33 of 3rd vs. COL (3-2 OT loss), 4/9/08

Road: None

FIRST PENALTY

Home: Jason Marshall (cross check), 7:32 of 1st vs. COL (3-0 loss), 4/14/03

Road: Andrew Brunette (hooking), 2:54 of 2nd, at COL (4-2 win), 4/10/03

FIRST MINOR PENALTY

Home: Jason Marshall (cross check), 7:32 of 1st, vs. COL (3-0 loss), 4/14/03
Road: Andrew Brunette (hooking), 2:54 of 2nd, at COL (4-2 win), 4/10/03

FIRST MAJOR PENALTY

Home: Matt Johnson (fighting), 0:07 of 1st, vs. VAN (3-2 loss), 4/29/03
Road: Brent Burns (fighting), 11:38 of 1st, vs. ANA (3-2 loss), 4/13/07

FIRST MISCONDUCT PENALTY

Home: Clayton Stoner & Nate Prosser, 20:00 of 3rd, vs. COL (5-2 win), 4/28/14
Road: Willie Mitchell, Brad Brown & Matt Johnson, 20:00 of 3rd per., at Vancouver (3-2 win), 4/27/03

GOALTENDING

FIRST SHUTOUT

Home: Darcy Kuemper, vs. COL (1-0 OT win), 4/21/14
Road: Devan Dubnyk, at STL (2-0 win), 4/19/17

FIRST PENALTY SHOT FACED

Home: Niklas Backstrom, vs. Ryan Smyth (COL); miss (3-2 OT loss), 4/9/08
Road: None

FIRST PP ATTEMPT

Home: 10:02 of 1st, vs. COL, 4/14/03
Road: 4:38 of 2nd, at COL, 4/10/03

FIRST PENALTY KILL

Home: 13:42 of 1st, vs. COL, 4/14/03
Road: 2:54 of 2nd, at COL, 4/10/03

FIRST TWO-GOAL GAME

Home: Richard Park, vs. COL, 4/21/03
Road: Wes Walz, at VAN, 4/25/03

FIRST HAT TRICK

Home: Kirill Kaprizov, vs. STL, 5/4/22
Road: None

FIRST TWO-ASSIST GAME

Home: Marian Gaborik (2a), vs. COL (3-2 OT win), 4/21/03
Road: Darby Hendrickson (2a), at COL (3-2 loss), 4/12/03

FIRST THREE-ASSIST GAME

Home: Cliff Ronning (3a), vs. VAN (5-1 win), 5/7/03
Road: Kyle Brodziak (3a), at COL (5-4 OT win), 4/30/14

FIRST TWO-POINT GAME

Home: Marian Gaborik (1g-2a); Richard Park (2g-0a), vs. COL, 4/21/03
Road: Andrew Brunette (1g-1a), at COL (4-2 win), 4/10/03

FIRST THREE-POINT GAME

Home: Marian Gaborik (1g-2a), vs. COL, 4/21/03
Road: Andrew Brunette (1g-2a), at COL, 4/22/03

FIRST FOUR-POINT GAME

Home: Zach Parise (2g-2a), vs. COL, 4/28/14
Road: None

**We'll make
the assist
so you
can make
your goal**

#GoWild #OurIce

FULLFILLMENT, PROMOTIONS & PRINTING



pointbsolutions.com



2022-2023

THE NHL



NHL DIRECTORY

ALL-TIME RECORD vs. OPPONENTS



GARY BETTMAN

NHL NEW YORK
One Manhattan West,
395 Ninth Avenue
New York, NY 10001
Phone: 212.789.2000
Fax: 212.789.2020



NHL MONTREAL
1800 McGill College Avenue,
Suite 2600
Montreal, Quebec H3A 3J6
Phone: 514.841.9220



WILLIAM DALY

NHL TORONTO
50 Bay Street, 11th Floor
Toronto, Ontario M5J 2X8
Phone: 416.359.7900
Fax: 416.981.2779

2022-23 NATIONAL HOCKEY LEAGUE DIRECTORY

EXECUTIVE

Commissioner Gary B. Bettman
Deputy Commissioner..... William Daly
Senior Executive Vice President of Hockey Operations Colin Campbell

COMMUNICATIONS

Senior Executive Vice President..... Gary Meagher
Senior Vice President..... John Dellapina
Vice President, Corporate Communications Jennifer Neziol
Senior Director Greg Inglis
Senior Director, Corporate Communications Nirva Milord
Senior Director..... Julie Young
Director Josh Bernstein
Director Jasmine Ghafour
Director Brad Klein
Director Jennifer Moad

STATISTICS & INFORMATION

NHL Stats and Information..... (@PR_NHL)
Group Vice President..... Russell Levine
Director Trevor Bjergso
Director Brendon Crossman
Manager, Graphic Designer Mitch Donais
Motion Designer/Video Editor Michael Novales
Senior Manager Scott Rodgers
Manager Mike Biergard
Manager John Burd
Manager Sara Campbell
Manager Nick Carafa
Manager Stuart McComish

EVENT COMMUNICATIONS & PLAYER DEVELOPMENT

Senior Vice President..... Jamey Horan
Senior Director..... Chris Wojcik
Senior Manager David Keon
Manager Bob Crawford
Manager Jeff Day
Manager Sam Gilbert
Coordinator Emily Campbell
Assistant..... Chloe Bleyer

OVERALL

HOME

AWAY

OPP	GP	W	L	OT	GF	GA	PTS	GP	W	L	OT	GF	GA	PTS	GP	W	L	OT	GF	GA	PTS
ANA	79	41	31	7	198	183	89	39	21	12	6	100	86	48	40	20	19	1	98	97	41
ARI	79	45	26	8	225	187	98	39	22	12	5	113	86	49	40	23	14	3	112	101	49
BOS	28	16	8	4	71	65	36	14	7	4	3	30	32	17	14	9	4	1	41	33	19
BUF	27	14	9	4	83	63	32	13	4	6	3	34	33	11	14	10	3	1	49	30	21
CAR	30	14	9	7	84	86	35	17	10	3	4	58	51	24	13	4	6	3	26	35	11
CGY	98	41	42	15	222	225	97	50	25	16	9	121	106	59	48	16	26	6	101	119	38
CHI	81	47	29	5	224	207	99	41	26	12	3	115	103	55	40	21	17	2	109	104	44
CBJ	62	30	22	10	152	148	70	32	20	7	5	89	73	45	30	10	15	5	63	75	25
COL	118	58	48	12	309	326	128	59	33	21	5	164	155	71	59	25	27	7	145	171	57
DAL	83	35	35	13	220	246	83	40	23	12	5	121	89	51	43	12	23	8	99	157	32
DET	63	23	28	12	166	198	58	31	12	10	9	83	81	33	32	11	18	3	83	117	25
EDM	97	58	29	10	270	218	126	48	30	15	3	137	105	63	49	28	14	7	133	113	63
FLA	29	18	8	3	93	64	39	14	10	2	2	48	25	22	15	8	6	1	45	39	17
LA	79	40	24	15	197	198	95	39	22	9	8	101	89	52	40	18	15	7	96	109	43
MTL	27	17	7	3	86	68	37	13	10	2	1	52	33	21	14	7	5	2	34	35	16
NJ	27	10	9	8	77	81	28	13	5	4	4	43	37	14	14	5	5	4	34	44	14
NSH	82	35	36	11	215	233	81	41	21	15	5	128	116	47	41	14	21	6	87	117	34
NYI	29	16	11	2	92	82	34	15	9	4	2	51	45	20	14	7	7	0	41	37	14
NYR	30	14	13	3	90	84	31	16	8	6	2	51	44	18	14	6	7	1	39	40	13
OTT	27	13	10	4	79	79	30	14	7	5	2	45	42	16	13	6	5	2	34	37	14
PHI	28	11	15	2	61	80	24	13	6	5	2	32	32	14	15	5	10	0	29	48	10
PIT	29	14	13	2	86	85	30	14	6	6	2	40	40	14	15	8	7	0	46	45	16
SJ	79	36	35	8	201	219	80	39	20	15	4	96	100	44	40	16	20	4	105	119	36
SEA	3	2	1	0	11	9	4	1	1	0	0	6	3	2	2	1	1	0	5	6	2
STL	88	37	32	19	223	237	93	45	24	13	8	129	106	56	43	13	19	11	94	131	37
TB	30	19	7	4	87	67	42	15	13	2	0	51	31	26	15	6	5	4	36	36	16
TOR	26	13	13	0	57	67	26	12	8	4	0	28	24	16	14	5	9	0	29	43	10
VAN	97	45	37	15	262	258	105	50	26	18	6	147	124	58	47	19	19	9	115	134	47
VGK	19	12	4	3	59	47	27	9	7	0	2	31	16	16	10	5	4	1	28	31	11
WAS	27	12	13	2	61	70	26	14	8	5	1	37	38	17	13	4	8	1	24	32	9
WPG	48	26	17	5	139	134	57	25	16	6	3	75	56	35	23	10	11	2	64	78	22



ANAHEIM DUCKS

TEAM INFORMATION

Home Ice (Cap., Built).....	Honda Center (17,174, 1993)
Mailing Address.....	2695 E. Katella Ave. Anaheim, CA 92806
Telephone.....	714.940.2900
Website.....	anaheimducks.com
Twitter.....	@AnaheimDucks
Founded.....	1993-94
Stanley Cup Titles.....	2007
Colors.....	Black, Gold, Orange and Silver

DIRECTORY

Owners.....	Henry & Susan Samuelli
Chairman of the Board.....	Michael Schulman
Chief Executive Officer.....	Tim Ryan
Executive Vice President/General Manager.....	Pat Verbeek
Head Coach.....	Dallas Eakins
Assistant Coach.....	Newell Brown
Assistant Coach.....	Mike Stothers
Assistant Coach.....	Craig Johnson
Goaltending Consultant.....	Sudarshan Maharaj

WILD vs. ANAHEIM DUCKS

2021-22 Wild Record: 3-0-0 (2-0-0 at Xcel Energy Center, 1-0-0 at Anaheim)

All-Time Wild Record: 41-31-7 (21-12-6 at Xcel Energy Center, 20-19-1 at Anaheim)®

Date	Opp.	Scoring By Period					Shots By Period					Power Plays	Penalties/Minutes	Game-Winning Goal	Goaltender (Saves-Shots)	Attn.
	MIN	0	1	1	-	2	15	14	14	-	43	1-5	6-23		Foligno (1)	
10/15	ANA	0	1	0	-	1	10	11	8	-	29	1-4	7-25		Stolarz (41-43)	11,938
	ANA	2	1	0	0	3	7	9	6	2	24	1-3	6-12		Gibson (32-36)	
10/23	MIN	2	1	0	1	4	11	15	5	5	36	0-4	5-10	Hartman (2)	Talbot (21-24)	*18,055
	ANA	1	0	2	-	3	13	12	17	-	42	0-1	1-5	STOLARZ (23-29), Dostal (12-13)	Kahkonen (39-42)	*18,300
1/14	MIN	3	0	4	-	7	14	11	17	-	42	0-0	2-7	Boldy (2)		
TOTALS		1	2	3	OT	F	1	2	3	OT	T	Power Plays (%)	Penalties/Minutes		Goaltenders (Record, Saves-Shots)	
	ANA	3	2	2	0	7	30	32	31	2	95	2-8 (25.0)	14-42	Stolarz (0-2-0, 64-72); Gibson (0-0-1, 32-36); Dostal (0-0-0, 12-13)		
	MIN	5	2	5	1	13	40	40	36	5	121	1-9 (11.1)	13-40	Talbot (2-0-0, 49-53); Kahkonen (1-0-0, 39-42)		

SERIES NOTES

2021-22: Minnesota swept the season series against Anaheim 3-0-0...The Wild earned a 2-1 victory in its season opening match at Honda Center (10/15), a 4-3 overtime win at Xcel Energy Center (10/23) and a 7-3 home win (1/14)...RW **Mats Zuccarello** led Minnesota with five points (2-3=5)...D **Matt Dumba** (1-2=3), LW **Marcus Foligno** (1-2=3), C **Ryan Hartman** (2-1=3) and LW **Kirill Kaprizov** (0-3=3) had three points each...G Cam Talbot went 2-0-0 with a 1.93 GAA and a .925 SV% in two starts...G **Marc-Andre Fleury** went 2-0-0 with a 1.52 GAA, a .957 SV% and one shutout in two starts vs. the Ducks with Chicago...C Ryan Getzlaf led Anaheim with three points (0-3=3)...LW **Max Comtois** (1-1=2), D **Jamie Drysdale** (0-2=2), D **Cam Fowler** (0-2=2), D Hampus Lindholm (0-2=2), LW Rickard Rakell (2-0=2), D **Kevin Shattenkirk** (0-2=2) and C **Trevor Zegras** (1-1=2) notched two points each...G **Anthony Stolarz** went 0-2-0 with a 4.71 GAA and a .889 SV% in two starts...G **John Gibson** made 32 saves in the second game...G **Lukas Dostal** stopped 12-of-13 shots faced in relief in the third meeting in his first career appearance against the Wild.

WILD LEADERS: D **Alex Goligowski** leads Minnesota with 24 points (6-18=24) in 53 matches vs. Anaheim...Zuccarello owns 23 points (8-15=23) in 26 games...D **Jared Spurgeon** has 16 points (7-9=16) in 36 contests...Hartman has 13 points (7-6=13) in 22 games...Kaprizov owns 11 points (1-10=11) in 11 games.

WILD GOALIES: Fleury is 21-5-0 with a 1.93 GAA, a .930 SV% and three shutouts in 26 career starts against Anaheim...G **Filip Gustavsson** has not faced the Ducks.

DUCKS LEADERS: Shattenkirk leads Anaheim with 23 points (4-19=23) in 42 matches against the Wild...D **John Klingberg** has 22 points (6-16=22) in 30 games...C **Adam Henrique** owns 20 points (8-12=20) in 26 contests...RW **Jakob Silfverberg** has 15 points (8-7=15) in 26 contests.

DUCKS GOALIES: Gibson is 7-5-3 with a 2.33 GAA, a .928 SV% and three shutouts in 16 starts against the Wild...Stolarz is 1-2-0 with a 4.44 GAA and a .892 SV% in three career starts.

CONNECTIONS: Wild Assistant Coach **Bob Woods** served as an assistant coach with Anaheim for two seasons (2012-14)...C **Sam Steel** was selected by Anaheim in the first round (30th overall) of the 2016 NHL Draft and recorded 65 points (24-41=65) in 197 games in four seasons with the Ducks (2018-22)...D **Dmitry Kulikov** collected 24 points (7-17=24) in 80 games with Minnesota last season.

FAST FACTS: Minnesota has won the last 10 meetings, the longest winning streak against an opponent in team history...The Wild is 12-1-1 in the last 14 games against Anaheim...The Wild is 9-2-0 in its last 11 games at Honda Center, outscoring Anaheim, 33-19...The Wild has earned points in 22 of its last 32 games played at Xcel Energy Center (19-10-3)...Minnesota was swept by Anaheim in the 2003 Western Conference Final and lost 4-1 in the 2007 First Round.

2022-2023 MATCHUPS

Wed.	11/9	Honda Center	9 p.m.	Wed.	12/21	Honda Center	9 p.m.
Sat.	12/3	Xcel Energy Center	1 p.m.				

ARIZONA COYOTES



TEAM INFORMATION

Home Ice (Cap., Built).....	Mullett Arena (5,000, 2022)
Mailing Address.....	9400 W. Maryland Avenue Glendale, AZ 85305
Telephone.....	623.772.3200
Website.....	arizonacoyotes.com
Twitter.....	@ArizonaCoyotes
Founded.....	1979-80 (Relocated from Winnipeg in 1996)
Stanley Cup Titles.....	None
Colors.....	Black, Brick Red and Desert Sand

DIRECTORY

Owner, Chairman and Governor.....	Alex Meruelo
Minority Owner and Alternate Governor.....	Andrew Barroway
President, CEO & Ait. Gov.....	Xavier A. Gutierrez
General Manager.....	Bill Armstrong
Head Coach.....	Andre Tourigny
Assistant Coach.....	Mario Duhamel
Assistant Coach.....	John Madden
Assistant Coach.....	Cory Stillman
Goaltending Coach.....	Corey Schwab

WILD vs. ARIZONA COYOTES

2021-22 Wild Record: 2-1-0 (1-1-0 at Xcel Energy Center, 1-0-0 at Arizona)

All-Time Wild Record: 45-26-8 (22-12-5 at Xcel Energy Center, 23-14-3 at Arizona)

Date	Opp.	Scoring By Period					Shots By Period					Power Plays	Penalties/Minutes	Game-Winning Goal	Goaltender (Saves-Shots)	Attn.
	MIN	2	3	0	-	5	11	11	8	-	30	2-3	3-6	Fiala (1)	Kahkonen (24-26)	
11/10	ARI	1	0	1	-	2	8	5	13	-	26	0-3	3-6	VEJMEJKA (17-22); Wedgewood (8-8)		13,488
	ARI	1	0	1	-	2	13	10	8	-	31	0-2	6-15	Greenway (1)	Wedgewood (32-37)	
11/30	MIN	1	3	1	-	5	11	13	13	-	37	0-4	4-11	Kahkonen (29-31)		16,239
	ARI	0	1	4	-	5	8	10	8	-	26	1-4	6-12	Boyd (1)	Vejmelka (35-38)	
3/12	MIN	1	0	2	-	3	8	11	19	-	38	0-6	5-18	Fleury (21-25)		*18,383
TOTALS		1	2	3	OT	F	1	2	3	OT	T	Power Plays (%)	Penalties/Minutes		Goaltenders (Record, Saves-Shots)	
	ARI	2	1	6	-	9	29	25	29	-	83	1-9 (11.1)	15-33	Vejmelka (1-1-0, 52-60); Wedgewood (0-1-0, 40-45)		
	MIN	4	6	3	-	13	30	35	40	-	105	2-13 (15.4)	12-35	Kahkonen (2-0-0, 53-57); Fleury (0-1-0, 21-25)		

SERIES NOTES

2021-22: Minnesota went 2-1-0 in the season series...The Wild earned a 5-2 victory in the first meeting at Gila River Arena (11/10), won the second game, 5-2, at Xcel Energy Center (11/30) and dropped the third meeting, 5-3, at home (4/26)...LW **Kirill Kaprizov** led the Wild with five points (2-3=5)...C **Joel Eriksson Ek** (3-1=4) and LW **Jordan Greenway** (1-3=4) tallied four points each...LW Kevin Fiala (1-2=3), C **Ryan Hartman** (1-2=3) and D **Jon Merrill** (0-3=3) recorded three points each...G Kaapo Kahkonen went 2-0-0 with a 2.01 GAA and a .930 SV% in two starts...G **Marc-Andre Fleury** made 21 saves in the third meeting...D **Shayne Gostisbehere** led Arizona with six points (1-5=6)...RW **Clayton Keller** (1-2=3) and RW Phil Kessel (1-2=3) recorded three points each...G **Karel Vejmelka** went 1-1-0 with a 4.84 GAA and a .867 SV% in two starts...G Scott Wedgewood started the second game and 0-1-0 with a 2.25 GAA and a .889 SV% in two contests.

WILD LEADERS: RW **Mats Zuccarello** leads the Wild with 22 points (5-17=22) in 23 games against the Coyotes...D **Jared Spurgeon** owns 21 points (5-16=21) in 33 contests...LW **Marcus Foligno** has 17 points (9-8=17) in 23 games...Kaprizov owns 15 points (7-8=15) in 11 contests.

WILD GOALIES: Fleury is 15-9-1 with a 2.145 GAA, a .921 SV% and three shutouts in 27 games (26 starts) against the Coyotes...G **Filip Gustavsson** has not faced Arizona.

COYOTES LEADERS: LW **Andrew Ladd** leads Arizona with 20 points (6-14=20) in 34 contests...C **Nick Schmaltz** owns 15 points (2-13=15) in 23 matches...Keller has 11 points (5-6=11) in 19 games.

COYOTES GOALIES: Vejmelka is 1-1-0 with a 4.84 GAA and a .867 SV% in two career starts against the Wild...G **Jon Gillies** has not faced Minnesota.

CONNECTIONS: D **Alex Goligowski** collected 152 points (28-124=152) in 362 games during five seasons with the Coyotes (2016-21)...C **Nick Bjugstad** is a Minneapolis native and played three seasons at the University of Minnesota (2010-13)...He tallied 30 points (13-17=30) in 101 games in two seasons with the Wild (2020-22)...C **Travis Boyd** is from Hopkins and played four seasons at the University of Minnesota (2011-15)...C **Jack McBain** was selected by the Wild in the third round (63rd overall) of the 2018 NHL Draft.

FAST FACTS: Minnesota's 44 all-time wins against Arizona are T-4th for most against an opponent...The Wild is 12-2-0 in its last 14 games against the Coyotes and 25-6-3 in its last 34 meetings against Arizona, including a 12-game point streak (9-0-3, 1/9/14-2/8/18) - the longest point streak in franchise history vs. an opponent...Minnesota is 16-5-1 in the last 22 games at Arizona, including 13-3-1 in the last 17 contests...The Wild is 11-2-2 in the last 15 games played in Saint Paul.

2022-2023 MATCHUPS

Sun.	11/27	Xcel Energy Center	1 p.m.	Mon.	2/6	Mullett Arena	8 p.m.
Sat.	1/14	Xcel Energy Center	7 p.m.	Sun.	3/12	Mullett Arena	8:30 p.m.



BOSTON BRUINS

TEAM INFORMATION

Home Ice (Cap., Built)	TD Garden (17,565, 1995)
Mailing Address	100 Legends Way Boston, MA 02114
Telephone	617.624.1900
Website	bostonbruins.com
Twitter	@NHLBruins
Founded	1924-25
Stanley Cup Titles	6; 1929, 1939, 1941, 1970, 1972, 2011
Colors	Gold, Black and White

DIRECTORY

Owner and Governor	Jeremy M. Jacobs
CEO & Alternate Governor	Charlie Jacobs
President & Alternate Governor	Cam Neely
General Manager	Don Sweeney
Head Coach	Jim Montgomery
Assistant Coach	John Gruden
Assistant Coach	Joe Sacco
Assistant Coach	Chris Kelly
Goaltending Coach	Bob Essensa

WILD vs. BOSTON BRUINS

2021-22 Wild Record: 2-0-0 (1-0-0 at Xcel Energy Center, 1-0-0 at Boston)

All-Time Wild Record: 16-8-4 (7-4-3 at Xcel Energy Center, 9-4-1 at Boston)

Date	Opp.	Scoring By Period					Shots By Period			Power Plays	Penalties/Minutes	Game-Winning Goal	Goaltender (Saves-Shots)	Attn.
		1	2	3	OT	F	1	2	3	OT	T			
	MIN	2	1	0	-	3	14	10	6	-	30	2-8	Kahkonen (36-38)	
1/6	BOS	1	1	0	-	2	10	11	17	-	38	2-5	11-28	Boldy (1)
	BOS	1	1	0	-	2	8	9	9	-	26	1-2	5-13	Swayman (27-30)
3/16	MIN	2	0	2	-	4	8	7	19	-	34	1-3	4-11	17,850
														Greenway (3)
TOTALS		1	2	3	OT	F	1	2	3	OT	T	Power Plays (%)	Penalties/Minutes	Goaltenders (Record, Saves-Shots)
	BOS	2	2	0	-	4	18	20	26	-	64	3-7 (42.9)	16-41	Swayman (0-2-0, 57-63)
	MIN	4	1	2	-	7	22	17	25	-	64	3-11 (27.3)	12-33	Kahkonen (1-0-0, 36-38); Talbot (1-0-0, 24-26)

SERIES NOTES

2021-22: Minnesota went 2-0-0 against Boston...The earned a 3-2 victory in the meeting at TD Garden (1/6) and claimed a 4-2 win at Xcel Energy Center (3/16)...**LW Kirill Kaprizov** led the Wild with three goals...**D Jonas Brodin** (0-2=2), **C Ryan Hartman** (1-1=2), **D Jared Spurgeon** (0-2=2), and **RW Mats Zuccarello** (0-2=2) tallied two points each...**G Kaapo Kahkonen** made 36 saves in the first meeting...**G Cam Talbot** made 22 saves in the second contest...**LW Brad Marchand** led the Bruins with two goals...**LW Taylor Hall** and **RW Craig Smith** also scored...**G Jeremy Swayman** went 0-2-0 with a 3.06 GAA and a .905 SV% in two starts.

WILD LEADERS: **RW Mats Zuccarello** leads the Wild with 13 points (3-10=13) in 20 games against Boston...**LW Marcus Foligno** (2-7=9) and **D Alex Goligoski** (1-8=9) own nine points each in 27 games...**Spurgeon** has six assists in 13 contests.

WILD GOALIES: **G Marc-Andre Fleury** is 12-9-6 with a 2.48 GAA, a .918 SV% and two shutouts in 28 games (27 starts) against the Bruins...**G Filip Gustavsson** has not faced Boston.

BRUINS LEADERS: **C Patrice Bergeron** leads the Bruins with 19 points (4-15=19) in 20 contests against the Wild...Hall owns 18 points (7-11=18) in 26 games...Smith has 19 points (11-8=19) in 40 matches...Marchand owns 15 points (8-7=15) in 16 contests.

BRUINS GOALIES: **G Linus Ullmark** is 3-1-0 with a 2.72 GAA and a .921 SV% in four starts vs. Minnesota...**Swayman** is 0-2-0 with a 3.06 GAA and a .905 SV% in two starts.

CONNECTIONS: Minnesota Wild General Manager **Bill Guerin** skated in 142 games with Boston, collecting 129 points (69-60=129) and 213 PIM in two seasons (2000-02)...**LW Jordan Greenway** skated in 112 games with Boston University, totaling 92 points (28-64=92) in three seasons (2015-18)...**D Jack Ahcan** hails from Savage and skated in four seasons at St. Cloud State University (2016-2020)...**C Charlie Coyle** registered 242 points (91-151=242) in 479 games with the Wild (2012-19)...**LW Nick Foligno** is the older brother of Wild **LW Marcus Foligno**...**D Derek Forbort** hails from Duluth...**C Vinni Lettieri** hails from Excelsior and skated four seasons at the University of Minnesota (2013-17)...**D Mike Reilly** collected 18 points (4-14=18) in 84 games with Minnesota (2015-18) and played three seasons at the University of Minnesota (2012-15).

FAST FACTS: Minnesota swept the season series in 2021-22 for the first time since 2016-17...Eight of the 14 all-time games played in Saint Paul have been decided by one goal...The Wild won six straight games at TD Garden (11/18/00-1/6/11), tied for its second-longest road winning streak vs. an opponent in franchise history.

2022-2023 MATCHUPS

Sat.	10/22	TD Garden	12 p.m.	Sat.	3/18	Xcel Energy Center	1 p.m.

BUFFALO SABRES



TEAM INFORMATION

Home Ice (Cap., Built)	KeyBank Center (19,070, 1996)
Mailing Address	One Seymour H. Knox III Plaza, Buffalo, NY 14203
Telephone	716.855.4100
Website	sabres.com
Twitter	@BuffaloSabres
Founded	1970-71
Stanley Cup Titles	None
Colors	Navy, Blue, Gold and Silver

DIRECTORY

Owner/CEO	Terry Pegula
Owner/President	Kim Pegula
General Manager	Kevin Adams
Head Coach	Don Granato
Assistant Coach	Jason Christie
Assistant Coach	Matt Ellis
Assistant Coach	Marty Wilford
Assistant/Goaltending Coach	Mike Bales

WILD vs. BUFFALO SABRES

2021-22 Wild Record: 0-1-1 (0-0-1 at Xcel Energy Center, 0-1-0 at Buffalo)

All-Time Wild Record: 14-9-4 (4-6-3 at Xcel Energy Center, 10-3-1 at Buffalo)

Date	Opp.	Scoring By Period					Shots By Period			Power Plays	Penalties/Minutes	Game-Winning Goal	Goaltender (Saves-Shots)	Attn.
		1	2	3	OT	F	1	2	3	OT	T			
	BUF	0	1	1	0	3	21	6	11	2	40	0-2	1-4	Luukkonen (30-32)
12/16	MIN	1	1	0	0	2	6	13	10	3	32	0-2	2-4	Talbot (38-40) *18,022
	MIN	1	0	3	-	4	15	8	10	-	33	1-2	5-13	Kahkonen (33-37)
3/3	BUF	1	1	3	-	5	11	14	13	-	38	2-3	5-21	Anderson (29-33) 8,462
													Olofsson (3)	
TOTALS		1	2	3	OT	F	1	2	3	OT	T	Power Plays (%)	Penalties/Minutes	Goaltenders (Record, Saves-Shots)
	BUF	1	2	4	0	8	32	20	24	2	78	2-5 (40.0)	6-25	Luukkonen (1-0-0, 30-32); Anderson (1-0-0, 29-33)
	MIN	2	1	3	0	6	21	21	20	3	65	1-4 (25.0)	7-17	Talbot (0-0-1, 38-40); Kahkonen (0-1-0, 33-37)

SERIES NOTES

2021-22: Minnesota went 0-1-1 against Buffalo...The Wild lost the first game, 3-2, in a shootout at Xcel Energy Center (12/16) and dropped a 4-2 decision in the second game at Buffalo (3/4)...**LW Kirill Kaprizov** led Minnesota with four points (3-1=4)...**D Jared Spurgeon** tallied three assists...**D Alex Goligoski** registered two assists...**G Cam Talbot** made 38 saves in the first meeting...**G Kaapo Kahkonen** made 33 saves in the second contest...**D Rasmus Dahlin** (0-2=2), **C Casey Mittelstadt** (1-1=2), **RW Kyle Okposo** (1-1=2) and **LW Jeff Skinner** (2-0=2) tallied two points each...**G Ukko-Pekka Luukkonen** made 30 saves in his first career appearance against the Wild in the first meeting...**G Craig Anderson** made 29 saves in the second game.

WILD LEADERS: **Goligoski** leads Minnesota with 22 points (7-15=22) in 28 contests against Buffalo...**RW Mats Zuccarello** has 16 points (5-11=16) in 23 matches...**Spurgeon** owns 10 points (4-6=10) in 15 contests...**C Frederick Gaudreau** has seven assists in seven games.

WILD GOALIES: **G Marc Andre-Fleury** is 22-7-3 with a 2.11 GAA, a .923 SV% and four shutouts in 34 games (31 starts) vs. the Sabres...**G Filip Gustavsson** has not faced Buffalo.

SABRES LEADERS: **Okposo** leads the Sabres with 12 points (4-8=12) in 20 contests against Minnesota...**Skinner** has 10 points (5-5=10) in 16 matches...**RW Alex Tuch** owns seven points (4-3=7) in 16 games...**Riley Sheahan** has seven points (3-4=7) in 19 contests.

SABRES GOALIES: **Anderson** is 7-11-3 with a 3.04 GAA, a .900 SV% and one shutout in 22 games (21 starts) vs. the Wild...**Luukkonen** is 1-0-0 with a 1.86 GAA and a .938 SV% in one career start...**G Eric Comrie** is 0-1-0 with a 4.95 GAA and a .846 SV% in two games (one start).

CONNECTIONS: Wild Assistant Coach **Bob Woods** served as an assistant coach for Buffalo (2016-17)...**LW Marcus Foligno** is a Buffalo native and tallied 116 points (49-67=116) and 334 PIM in 347 games with the Sabres (2011-17)...He was drafted by Buffalo in the fourth round (104th overall) of the 2009 NHL Draft...**C Casey Mittelstadt** is from Eden Prairie and played one season at the University of Minnesota (2017-18)...**RW Kyle Okposo** is from St. Paul and played one season at the University of Minnesota (2006-07)...**Tuch** was drafted 18th overall by the Wild in the 2014 NHL Draft and made his NHL debut with Minnesota, skating in six games in the 2016-17 season.

FAST FACTS: Minnesota's 7-0 win at Buffalo (1/15/15) is tied for the largest margin of victory in franchise history...The Wild is 11-5-4 in its last 20 games against the Sabres, outscoring Buffalo 70-46 in those games, including shootout goals.

2022-2023 MATCHUPS

Sat.	1/7	KeyBank Center	6 p.m.	Sat.	1/28	Xcel Energy Center	8 p.m.



CALGARY FLAMES

TEAM INFORMATION

Home Ice (Cap., Built).....Scotiabank Saddledome (19,289, 1983)
Mailing Address.....555 Saddledome Rise SE
Calgary, Alberta T2P 3B9
403.777.4636
Telephone.....calgaryflames.com
Website.....@NHLFlames
Twitter.....1972-73 (Relocated from Atlanta in 1980)
Founded.....1989
Stanley Cup Titles.....Red, White, Black and Gold
Colors.....

DIRECTORY

Chairman.....N. Murray Edwards
President & CEO.....John Bean
General Manager.....Brad Treliving
Head Coach.....Darryl Sutter
Associate Coach.....Kirk Muller
Assistant Coach.....Ryan Huska
Assistant Coach.....Cail MacLean
Sr. Goaltending Coach.....Jordan Sigalet
Goaltending Coach.....Jason Labarbera

WILD vs. CALGARY FLAMES

2021-22 Wild Record: 1-2-0 (1-1-0 at Xcel Energy Center, 0-1-0 at Calgary)

All-Time Wild Record: 41-42-15 (25-16-9 at Xcel Energy Center, 16-26-6 at Calgary)

Date	Opp.	Scoring By Period				Shots By Period				Power Plays	Penalties/ Minutes	Game-Winning Goal	Goaltender (Saves-Shots)	Attn.
		1	2	3	OT F	1	2	3	OT T					
	MIN	1	0	2	- 3	4	14	7	- 25	0-2	8-16		Kahkonen (28-33)	
2/26	CGY	3	2	2	- 7	18	8	9	- 35	2-5	5-10	Mangiapanne (6)	Markstrom (22-25)	9,639
	CGY	2	1	2	- 5	9	10	8	- 27	2-3	7-17	Mangiapanne (7)	Markstrom (32-33)	
3/1	MIN	0	1	0	- 1	12	10	11	- 33	0-4	6-15		Talbot (22-26)	16,998
	CGY	0	1	1	0 2	6	12	15	0 33	0-4	2-4		Markstrom (22-25)	
4/28	MIN	0	1	1	1 3	10	4	9	2 25	2-2	4-8	Kaprizov (5)	Talbot (31-33)	*18,490
TOTALS		1	2	3	OT F	1	2	3	OT T	Power Plays (%)	Penalties/ Minutes		Goaltenders (Record, Saves-Shots)	
	CGY	5	4	5	0 14	33	30	32	0 95	4-12 (33.3)	14-31		Markstrom (2-0-1, 76-83)	
	MIN	1	2	3	1 7	26	28	27	2 83	2-8 (25.0)	18-39	Kahkonen (0-1-0, 28-33); Talbot (1-1-0, 53-59)		

SERIES NOTES

2021-22: Minnesota went 1-2-0 against Calgary...The Wild fell in the first season meeting, 7-3, at Scotiabank Saddledome (2/26), lost the second meeting, 5-1, at Xcel Energy Center (3/1) and earned a 3-2 overtime victory in the third meeting in Saint Paul (4/28)...C Frederick Gaudreau (2-1=3) and LW Kirill Kaprizov (2-1=3) led the Wild with three points each...LW Kevin Fiala tallied two assists...G Kaapo Kahkonen made 28 saves in the first game...G Cam Talbot went 1-1-0 with a 3.07 GAA and a .898 SV% in two starts...LW Matthew Tkachuk led the Flames with six points (3-3=6)...LW Johnny Gaudreau (1-4=5), C Elias Lindholm (2-3=5) and RW Tyler Toffoli (3-2=5) collected five points each...G Jacob Markstrom went 2-0-1 with a 2.32 GAA and a .916 SV% in three starts.

WILD LEADERS: D Jared Spurgeon leads the Wild with 13 points (5-8=13) in 36 games against Calgary...D Alex Goligoski owns 10 assists in 38 contests...Foligno has nine points (7-2=9) in 19 matches.

WILD GOALIES: G Marc-Andre Fleury is 14-5-1 with a 2.03 GAA, a .934 SV% and five shutouts in 21 career starts vs. Calgary...G Filip Gustavsson is 2-0-0 with a 1.61 GAA and a .949 SV% in three games (two starts).

FLAMES LEADERS: C Mikael Backlund leads the Flames with 16 points (6-10=16) in 36 matches...C Nazem Kadri owns 15 points (7-8=15) in 28 games...LW Jonathan Huberdeau has 14 points (6-8=14) in 14 contests...Lindholm owns 13 points (5-8=13) in 17 games.

FLAMES GOALIES: Markstrom is 5-2-2 with a 2.55 GAA and a .912 SV% in 10 games (nine starts) vs. the Wild...G Dan Vladar has not faced Minnesota.

CONNECTIONS: Wild Head Coach Dean Evason totaled 14 points (7-7=14) in 67 games in one season with the Flames (1995-96).

FAST FACTS: Minnesota is 16-10-4 in its last 30 games against Calgary...The Wild owns points in 26 of its last 36 games in Saint Paul (19-10-7) and is 13-8-2 in its last 23 games at the Saddledome after starting 3-18-4.

2022-2023 MATCHUPS

Wed. Sat.	12/7 3/4	Scotiabank Saddledome Scotiabank Saddledome	7 p.m. 9 p.m.	Tue.	3/7	Xcel Energy Center	7 p.m.
--------------	-------------	--	------------------	------	-----	--------------------	--------

CAROLINA HURRICANES



TEAM INFORMATION

Home Ice (Cap., Built).....PNC Arena (18,680, 1999)
Mailing Address.....1400 Edwards Mill Road
Raleigh, NC 27607
919.467.7825
Telephone.....carolinahurricanes.com
Website.....@NHLCanes
Twitter.....1979-80 (Relocated from Hartford in 1997)
Founded.....2006
Stanley Cup Titles.....Red, White, Black and Silver
Colors.....

DIRECTORY

Owner/ Governor.....Tom Dundon
President & General Manager.....Don Waddell
Head Coach.....Rod Brind'Amour
Assistant Coach.....Jeff Daniels
Assistant Coach.....Tim Gleason
Goaltending Coach.....Paul Schonfelder

WILD vs. CAROLINA HURRICANES

2021-22 Wild Record: 2-0-0 (1-0-0 at Xcel Energy Center, 1-0-0 at Carolina)

All-Time Wild Record: 14-9-7 (10-3-4 at Xcel Energy Center, 4-6-3 at Carolina)[®]

Date	Opp.	Scoring By Period				Shots By Period				Power Plays	Penalties/ Minutes	Game-Winning Goal	Goaltender (Saves-Shots)	Attn.
		1	2	3	OT F	1	2	3	OT T					
	CAR	0	0	2	- 2	8	16	15	- 39	1-4	3-6		Luukkonen (30-32)	
2/12	MIN	0	1	2	- 3	6	10	11	- 27	0-2	5-10	Gaudreau (3)	Talbot (38-40)	*18,022
	MIN	1	1	1	- 3	8	7	4	- 19	1-2	2-4	Kulikov (1)	Fleury (37-38)	
4/2	CAR	0	0	1	- 1	11	15	12	- 38	0-2	2-4		Andersen (16-19)	16,375
TOTALS		1	2	3	OT F	1	2	3	OT T	Power Plays (%)	Penalties/ Minutes		Goaltenders (Record, Saves-Shots)	
	CAR	0	0	3	- 3	19	31	27	- 77	1-6 (16.7)	5-10		Luukkonen (0-1-0, 30-32); Andersen (0-1-0, 16-19)	
	MIN	1	2	3	- 6	14	17	15	- 46	1-4 (25.0)	7-14		Talbot (1-0-0, 38-40); Fleury (1-0-0, 37-38)	

SERIES NOTES

2021-22: Minnesota went 2-0-0 against Carolina...The Wild earned a 3-2 win at Xcel Energy Center (2/12) and a 3-1 victory at Carolina (4/2)...LW Kirill Kaprizov (2-1=3) and RW Mats Zuccarello (1-2=3) led Minnesota with three points each...LW Kevin Fiala (1-1=2) and C Frederick Gaudreau (1-1=2) tallied two points each...G Cam Talbot made 35 saves in the first meeting...G Marc-Andre Fleury made 37 saves in the second contest...D Tony DeAngelo (0-2=2), D Jacob Slavin (0-2=2), RW Andrei Svechnikov (2-0=2) and LW Teuvo Teravainen (1-1=2) led the Hurricanes with two points each...G Frederik Andersen went 0-2-0 with a 3.15 GAA and a .870 SV%.

WILD LEADERS: Zuccarello leads the Wild with 33 points (9-24=33) in 35 games against the Hurricanes...D Alex Goligoski has 16 points (5-11=16) in 25 contests...D Jared Spurgeon owns 13 points (1-12=13) in 15 matches...LW Marcus Foligno has nine points (3-6=9) in 20 games.

WILD GOALIES: Fleury is 19-10-6 with a 2.46 GAA, a .916 SV% and three shutouts in 36 games (34 starts) against the Hurricanes...G Filip Gustavsson has not faced Carolina.

HURRICANES LEADERS: C Paul Stastny leads Carolina with 43 points (17-26=43) in 71 games against the Wild...D Brent Burns has 28 points (8-20=28) in 39 contests...LW Max Pacioretty owns 20 points (11-9=20) in 23 games...C Sebastian Aho has 14 points (5-9=14) in 10 games...Teravainen owns 12 points (3-9=12) in 18 matches.

HURRICANES GOALIES: Andersen is 6-5-0 with a 2.50 GAA and a .913 SV% in 11 starts vs. Minnesota...G Antti Raanta is 4-7-0 with a 3.26 GAA and a .884 SV% in 14 games (11 starts) vs. the Wild.

CONNECTIONS: Burns was drafted by Minnesota in the first round (20th overall) of the 2003 NHL Draft and tallied 183 points (55-128=183) and 325 PIM in 453 games (2003-11) with the Wild...D Jake Gardiner hails from Minnetonka...D Brady Skjei is from Lakeville and played three seasons at the University of Minnesota (2012-15)...Stepan is from Hastings.

FAST FACTS: Minnesota is 10-3-3 in its last 16 games against Carolina...The Wild is on an eight-game point streak against the Hurricanes at Xcel Energy Center (6-0-2) and is 9-2-2 in its last 13 home games, scoring three-plus goals in all of those contests.

2022-2023 MATCHUPS

Sat.	12/19	Xcel Energy Center	7 p.m.	Thur.	1/19	PNC Arena	6 p.m.
------	-------	--------------------	--------	-------	------	-----------	--------



CHICAGO BLACKHAWKS

TEAM INFORMATION

Home Ice (Cap., Built)..... United Center (19,717, 1994)
Mailing Address..... 1901 W. Madison Street
Chicago, IL 60612
Telephone..... 312.455.7000
Website..... chicagoblackhawks.com
Twitter..... @NHLblackhawks
Founded..... 1926-27
Stanley Cup Titles..... 6; 1934, 1938, 1961, 2010, 2013, 2015
Colors..... Red, White and Black

WILD vs. CHICAGO BLACKHAWKS

2021-22 Wild Record: 4-0-0 (2-0-0 at Xcel Energy Center, 2-0-0 at Chicago)

All-Time Wild Record: 47-29-5 (26-12-3 at Xcel Energy Center, 21-17-2 at Chicago)

Date	Opp.	Scoring By Period					Shots By Period					Power Plays	Penalties/ Minutes	Game-Winning Goal	Goaltender (Saves-Shots)		Attn.
		1	2	3	OT	F	1	2	3	OT	T						
1/21	MIN	3	2	0	—	5	10	9	11	—	30	0-2	6-26	Hartman (5)	Kahkonen (35-36)		17,921
	CHI	0	0	1	—	1	12	15	9	—	36	0-3	5-24	FLEURY (9-13);	Lankinen (16-17)		
1/22	CHI	2	0	1	0	3	17	9	8	2	36	1-1	6-12		Lankinen (40-44)		*19,092
	MIN	1	0	2	1	4	8	20	14	2	44	2-5	2-4	Foligno (3)	Kahkonen (33-36)		
2/2	MIN	0	3	2	—	5	13	11	11	—	35	1-1	1-2	Gaudreau (2)	Talbot (30-30)		16,373
	CHI	0	0	0	—	0	8	10	12	—	30	0-1	1-2	FLEURY (25-30);	Delia (5-5)		
3/19	CHI	0	0	1	—	1	7	8	18	—	22	0-2	4-8		Lankinen (31-33)		*19,226
	MIN	1	0	2	—	3	11	12	11	—	34	0-3	3-6	Hartman (6)	Talbot (21-22)		
TOTALS		Scoring By Period					Shots By Period					Power Plays (%)	Penalties/ Minutes	Goaltenders (Record, Saves-Shots)			
		CHI	2	0	3	0	5	44	41	37	2	124	1-7 (14.3)	16-46	Fleury (0-2-0, 34-43); Lankinen (0-1-1, 87-94); Delia (0-0-0, 5-5)		
		MIN	5	5	6	1	17	42	52	47	2	143	3-11 (27.3)	12-38	Kahkonen (2-0-0, 68-72); Talbot (2-0-0, 51-52)		

SERIES NOTES

2021-22: Minnesota swept the season series for the third time in franchise history...The Wild won 5-1 at United Center (1/21), claimed a 4-3 overtime win at Xcel Energy Center (1/22), a 5-0 shutout win in Chicago (2/2) and a 3-1 victory in Saint Paul (3/19)...RW **Mats Zuccarello** led the Wild seven six points (1-6=7)...LW Kevin Fiala (2-3=5) and LW **Kirill Kaprizov** (2-3=5) tallied five points each...LW **Jordan Greenway** notched four points (1-3=4)...G Kaapo Kahkonen went 2-0-0 with a .195 GAA and a .944 SV% in the first two meetings...G Cam Talbot went 2-0-0 with a 0.50 GAA, a .981 SV% and one shutout in the last two contests...C Dylan Strome led the Blackhawks with three points (1-2=3)...C Henrik Borgstrom (2-0=2), D **Seth Jones** (1-1=2) and RW **Patrick Kane** (0-2=2) recorded two points each...G Marc-Andre Fleury went 0-2-0 with a 6.46 GAA and a .791 SV% in two starts...G Kevin Lankinen went 0-1-1 with a 2.80 GAA and a .926 SV% in three games (two starts).

WILD LEADERS: D **Alex Goligoski** leads Minnesota with 20 points (2-18=20) in 40 games against Chicago...Zuccarello has 15 points (4-11=15) in 18 matches...D **Jared Spurgeon** owns 14 points (3-11=14) in 37 contests.

WILD GOALIES: Fleury is 11-6-5 with a 2.58 GAA, a .915 SV% and one shutout in 22 starts vs. the Blackhawks...G **Filip Gustavsson** has not faced Chicago.

BLACKHAWKS LEADERS: Kane leads Chicago with 51 points (24-27=51) in 55 contests against Minnesota...C **Jonathan Toews** owns 50 points (16-34=50) in 50 games...D **Jack Johnson** has 16 points (4-12=16) in 38 contests.

BLACKHAWKS GOALIES: G **Petr Mrazek** is 4-2-0 with a 2.16 GAA and a .926 SV% in six career starts against the Wild...G **Alex Stalock** is 2-0-0 with a 1.96 GAA and a .920 SV% in two starts...

CONNECTIONS: Minnesota Assistant Coach **Brett McLean** collected 31 points (11-20=31) in 78 games with Chicago in two seasons (2002-04)...C **Ryan Hartman** was selected by Chicago in the first round (30th overall) of the 2013 NHL Draft and collected 57 points (27-30=57) in 141 games during four seasons (2014-18) with the Blackhawks...Stalock is a Saint Paul native and played three seasons at the University of Minnesota Duluth (2006-09)...He went 37-30-11 with a 2.77 GAA, a .908 SV% and five shutouts in 89 games (77 starts) with Minnesota (2016-20).

FAST FACTS: Minnesota's 47 all-time wins against Chicago are its third-most against an opponent...The Wild is 17-7-2 in its last 26 games against the Blackhawks...Minnesota is 9-2-2 in the last 13 games played at Xcel Energy Center...In 2015-16, the Wild became the first team to win every game in a season series at least five contests against Chicago since the Boston Bruins went 8-0-0 in 1938-39...Minnesota won nine straight games against Chicago (1/29/06-1/11/08), tied for the second-longest win streak against an opponent.

2022-2023 MATCHUPS

Sun. Fri.	10/28 12/16	United Center Xcel Energy Center	6 p.m. 7 p.m.	Sat. Mon.	3/25 4/10	Xcel Energy Center United Center	4 p.m. 8 p.m.
--------------	----------------	-------------------------------------	------------------	--------------	--------------	-------------------------------------	------------------

COLORADO AVALANCHE



TEAM INFORMATION

Home Ice (Cap., Built)..... Ball Arena (17,809, 1999)
Mailing Address..... 1000 Chopper Circle
Denver, CO 80204
Telephone..... 303.405.1100
Website..... coloradoavalanche.com
Twitter..... @Avalanche
Founded..... 1979-80 (Relocated from Quebec in 1995)
Stanley Cup Titles..... 3; 1996, 2001, 2022
Colors..... Burgundy, Silver, Blue and Black

WILD vs. COLORADO AVALANCHE

2021-22 Wild Record: 2-1-1 (2-0-0 at Xcel Energy Center, 0-1-1 at Colorado)

All-Time Wild Record: 58-48-12 (33-21-5 at Xcel Energy Center, 25-27-7 at Colorado)

Date	Opp.	Scoring By Period					Shots By Period					Power Plays	Penalties/ Minutes	Game-Winning Goal	Goaltender (Saves-Shots)	Attn.
		1	2	3	OT	F	1	2	3	OT	T					
10/20	MIN	0	1	0	—	1	8	15	7	—	30	1-2	5-21	Johnson (1)	Talbot (27-30)	17,708
	COL	1	1	2	—	4	15	8	8	—	31	1-4	3-6		Kuemper (29-30)	
1/17	MIN	0	1	2	0	3	8	12	16	4	40	0-2	8-19	Kuemper (12-13); FRANCOUZ (25-27)	Kahkonen (35-38)	17,565
	COL	2	0	1	0	4	16	8	11	3	38	1-4	7-25		Kuemper (26-29)	
3/27	COL	0	0	2	0	2	14	14	14	0	42	1-3	5-13	Fiala (4)	Kuemper (40-42)	*19,140
	MIN	0	1	1	1	3	8	6	14	1	29	2-4	4-11		Talbot (18-21)	
4/29	COL	0	1	0	—	1	10	9	9	—	28	0-4	9-32	Jost (2)	Francouz (27-28)	*19,261
	MIN	2	1	1	—	4	11	6	5	—	22	0-5	8-27		Fleury (27-28)	
TOTALS		Scoring By Period					Shots By Period					Power Plays (%)	Penalties/ Minutes	Goaltenders (Record, Saves-Shots)		
	COL	3	2	5	0	11	55	23	42	3	139	3-15 (20.0)	24-76	Kuemper (1-0-1, 67-72); Francouz (1-1-0, 43-48)		
	MIN	2	4	4	1	11	35	39	42	5	121	3-13 (23.1)	25-78	Talbot (1-1-0, 67-72); Kahkonen (0-0-1, 35-38); Fleury (1-0-0, 27-28)		

SERIES NOTES

2021-22: The Wild went 2-1-1 against the Avalanche...Minnesota fell 4-1 in the first game at Colorado (10/30), earned a point in a 4-3 shootout loss in the second game at Ball Arena (1/17), won the third game 3-2 in overtime at Xcel Energy Center (3/27) and claimed a 4-1 home win in the last game of the season (4/29)...LW **Kirill Kaprizov** (4-1=5) and RW **Mats Zuccarello** (0-5=5) led Minnesota with five points each...D **Matt Dumba** (0-4=4) and C **Ryan Hartman** (2-2=4) had four points each...LW **Jordan Greenway** tallied two goals...G Cam Talbot went 1-1-0 with a 2.51 GAA and a .931 SV% in two starts...G Kaapo Kahkonen made 35 saves in the second meeting...G **Marc-Andre Fleury** made 26 saves in the final meeting...LW **Gabriel Landeskog** led Colorado with five points (2-3=5)...C **Nathan MacKinnon** (1-3=4), C **Nazem Kadri** (3-1=4) and RW **Mikko Rantanen** (2-2=4) had four points each...G Darcy Kuemper went 1-0-1 with a 2.01 GAA and a .931 SV% in three starts...G **Pavel Francouz** went 1-1-0 with a 3.18 GAA and a .896 SV% in two games (one start).

WILD LEADERS: Zuccarello leads Minnesota with 23 points (5-18=23) in 23 matches against Colorado...D **Alex Goligoski** has 21 points (4-17=21) in 41 games...D **Jared Spurgeon** owns 20 points (5-15=20) in 55 contests...Hartman owns 16 points (9-7=16) in 29 contests.

WILD GOALIES: Fleury is 16-11-3 with a 2.51 GAA, a .916 SV% and three shutouts in 31 career games (30 starts) against Colorado...G **Filip Gustavsson** is 0-1-0 with a 6.12 GAA and a .846 SV% in one start (11/22/21).

AVALANCHE LEADERS: MacKinnon leads the Avalanche with 44 points (15-29=44) in 40 games against Minnesota...Landeskog owns 42 points (20-22=42) in 49 matches...Rantanen has 34 points (13-21=34) in 28 contests...D **Cale Makar** owns 15 points (4-11=15) in 15 matches.

AVALANCHE GOALIES: Francouz 2-2-0 with a 3.39 GAA and a .897 SV% in four games (three starts) vs. Minnesota...G **Alexandar Georgiev** is 1-2-0 with a 3.91 GAA and a .868 SV% in three starts.

CONNECTIONS: Wild Assistant Coach **Darby Hendrickson** skated in 20 games with Colorado in 2003-04...Minnesota Assistant Coach **Brett McLean** totaled 75 points (24-51=75) in 160 games during two seasons (2005-07) with the Avalanche...C **Tyson Jost** was selected by Colorado in the first round (10th overall) of the 2016 NHL Draft...He collected 103 points (45-58=103) in 321 games during six seasons (2016-22) with the Avalanche...Johnson hails from Bloomington and played one season at the University of Minnesota (2006-07)...C **Ben Myers** is from Delano and played three seasons at the University of Minnesota (2019-22).

FAST FACTS: Minnesota has 128 points against Colorado all-time, the most against any franchise...The Wild's all-time 58 wins are tied for the most wins against any team...The Wild is 21-16-2 against the Avalanche in the last 39 matches, including six shutout victories...The Wild's three shutouts against Colorado during the 2014-15 campaign marked the second time in franchise history it recorded at least three shutouts against the same opponent in a season (2006-07 vs. Edmonton)...Minnesota defeated Colorado in seven games in the 2003 First Round and the 2014 First Round...The Avalanche won the 2008 First Round series in six games.

2022-2023 MATCHUPS

Mon. Wed.	10/17 2/15	Xcel Energy Center Xcel Energy Center	7 p.m. 8:30 p.m.	Wed.	3/29	Ball Arena	9 p.m.
--------------	---------------	--	---------------------	------	------	------------	--------



COLUMBUS BLUE JACKETS

TEAM INFORMATION

Home Ice (Cap., Built)..... Nationwide Arena (18,144, 2000)
Mailing Address..... 200 W. Nationwide Blvd.
Columbus, OH 43215
Telephone..... 614.246.4625
Website..... bluejackets.com
Twitter..... @BlueJacketsNHL
Founded..... 2000-01
Stanley Cup Titles..... None
Colors..... Blue, Red, Silver and White

WILD vs. COLUMBUS BLUE JACKETS

2021-22 Wild Record: 1-0-1 (1-0-0 at Xcel Energy Center, 0-0-1 at Columbus)

All-Time Wild Record: 30-22-10 (20-7-5 at Xcel Energy Center, 10-15-5 at Columbus)

Date	Opp.	Scoring By Period				Shots By Period				Power Plays	Penalties/ Minutes	Game-Winning Goal	Goaltender (Saves-Shots)	Attn.
		1	2	3	OT F	1	2	3	OT T					
3/11	MIN	1	1	0	0	2	10	12	11	5	38	1-5	5-12	Kahkonen (26-28)
	CBJ	1	0	1	0	3	14	3	10	1	28	1-4	8-16	
3/26	CBJ	0	2	0	0	2	8	13	3	1	25	0-2	5-10	Merzlikins (36-38)
	MIN	1	0	1	1	3	14	9	13	2	38	1-2	5-10	
TOTALS		1	2	3	OT F	1	2	3	OT T					
		1	2	1	0	5	22	16	13	2	53	1-6 (16.7)	13-26	Merzlikins (1-0-1, 72-76)
		2	1	1	1	5	24	21	24	7	76	2-7 (28.6)	10-22	

SERIES NOTES

2021-22: Minnesota went 1-0-1 against Columbus...The Wild earned a point in a 3-2 shootout loss at Nationwide Arena (3/11) and won 3-2 at Xcel Energy Center (3/26)...LW **Kirill Kaprizov** (3-0=3), RW **Mats Zuccarello** (1-2=3) and LW Kevin Fiala (0-3=3) led the Wild with three points each...D **Jared Spurgeon** recorded two points (1-1=2)...G Kaapo Kahkonen made 26 saves in the first contest...G **Marc-Andre Fleury** made 23 saves in the second meeting...D **Jake Bean** led the Blue Jackets with two points (1-1=2)...RW **Yegor Chinakhov**, RW **Jakub Voracek** and D **Zach Werenski** scored a goal...G Elvis Merzlikins went 1-0-1 with a 2.40 GAA and a .934 SV% in two starts.

WILD LEADERS: Zuccarello leads Minnesota with 15 points (7-8=15) in 27 games vs. Columbus...Spurgeon owns 12 points (1-11=12) in 23 matches...D **Alex Goligoski** owns 11 points (4-7=11) in 26 contests...C **Ryan Hartman** (1-6=7) has seven points in 11 games.

WILD GOALIES: Fleury is 12-7-2 with a 2.42 GAA and a .919 SV% in 23 career games (21 starts) vs. the Blue Jackets...G **Filip Gustavsson** is 1-0-0 with a 0.92 GAA and a .971 SV% in one start (4/22/22).

BLUE JACKETS LEADERS: Johnny Gaudreau has tallied 20 points (4-16=20) in 20 games vs. Minnesota...Voracek owns 20 points (4-16=20) in 26 contests...LW **Gustav Nyquist** has 17 points (6-11=17) in 19 matches...LW **Patrik Laine** owns 15 points (10-5=15) in 19 games.

BLUE JACKETS GOALIES: G **Jonas Korpinen** is 0-1-0 with a 7.38 GAA and a .733 SV% in his only career start against the Wild (2/28/20)...Merzlikins is 1-0-1 with a 2.40 GAA and a .934 SV% in two starts.

FAST FACTS: Minnesota has earned points in 13 of its last 19 meetings against Columbus (9-6-4), including a 5-1-2 record in the last eight contests...The Wild is 6-5-2 in its last 13 games at Nationwide Arena and 10-4-4 in the last 18 games at Xcel Energy Center...The Wild (12-game win streak) vs. Blue Jackets (14-game win streak) game on Dec. 31, 2016, marked the first time two teams faced each other while holding win streaks of at least 12 games in the history of the NHL, NBA, MLB, NFL, MLS and WNBA.

2022-2023 MATCHUPS

Thur.	2/23	Nationwide Arena	6 p.m.	Sun.	2/26	Xcel Energy Center	1 p.m.
-------	------	------------------	--------	------	------	--------------------	--------

DALLAS STARS



TEAM INFORMATION

Home Ice (Cap., Built)..... American Airlines Center (18,532, 2001)
Mailing Address..... 2601 Avenue of the Stars
Frisco, Texas 75034
Telephone..... 214.387.5500
Website..... dallasstars.com
Twitter..... @DallasStars
Founded..... 1967-68 (Relocated from Minnesota in 1993)
Stanley Cup Titles..... 1999
Colors..... Victory Green, Silver and Black

WILD vs. DALLAS STARS

2021-22 Wild Record: 2-2-0 (1-1-0 at Xcel Energy Center, 1-1-0 at Dallas)

All-Time Wild Record: 35-35-13 (23-12-5 at Xcel Energy Center, 12-23-8 at Dallas)

Date	Opp.	Scoring By Period				Shots By Period				Power Plays	Penalties/ Minutes	Game-Winning Goal	Goaltender (Saves-Shots)	Attn.
		1	2	3	OT F	1	2	3	OT T					
11/18	DAL	0	0	2	-	2	11	7	20	-	38	1-6	6-15	Khudobin (19-26)
	MIN	2	1	4	-	7	11	9	6	-	26	0-4	8-19	
12/20	MIN	2	1	1	-	4	7	7	9	-	23	1-3	5-10	Hartman (3)
	DAL	3	1	3	-	7	9	11	9	-	29	1-4	4-8	
3/6	DAL	1	3	2	-	6	9	13	4	-	26	0-4	5-10	Robertson (9)
	MIN	1	0	2	-	3	13	7	15	-	35	2-3	4-8	
4/13	MIN	1	1	0	1	3	10	13	3	1	27	0-0	3-6	KAHKONEN (17-21); Talbot (3-3)
	DAL	0	1	1	0	2	13	15	8	0	36	1-3	0-0	
TOTALS		1	2	3	OT F	1	2	3	OT T					
		4	5	8	0	17	42	46	41	0	129	5-16 (31.3)	15-33	Khudobin (0-1-0, 19-26); Oettinger (2-0-0, 51-58); Wedgewood (0-0-1, 24-27)
		6	3	7	1	17	41	36	33	1	111	1-11 (9.1)	20-43	

SERIES NOTES

2021-22: Minnesota went 2-2-0 against Dallas...The Wild won the first game, 7-2, at Xcel Energy Center (11/18), fell in the second game, 7-4, at American Airlines Center (12/20), dropped the third meeting, 6-3, in Saint Paul (3/6) and won the final contest, 3-2 at Dallas (4/14)...LW **Kirill Kaprizov** led the Wild with nine points (4-5=9)...RW **Mats Zuccarello** (1-6=7) and LW Kevin Fiala (4-3=7) tallied seven points each...C **Frederick Gaudreau** (2-2=4) and D **Alex Goligoski** (1-3=4) recorded four points each...G Cam Talbot went 1-1-0 with a 3.58 GAA and an .884 SV% in three matches (two starts)...G Kaapo Kahkonen made 17 saves in the third meeting...G **Marc-Andre Fleury** made 34 saves in the final meeting...LW **Jason Robertson** led the Stars with seven points (5-2=7)...LW **Jamie Benn** (3-2=5) and C **Roope Hintz** (1-4=5) had five points each...C **Joe Pavelski** had four points (2-2=4)...G **Anton Khudobin** started the first contest, allowing seven goals on 26 shots...G **Jake Oettinger** went 2-0-0 with a 3.34 GAA and a .879 SV% in three games (two starts)...G **Scott Wedgewood** made 24 saves in the final meeting.

WILD LEADERS: Zuccarello owns 17 points (3-14=17) in 19 games against Dallas...D **Jared Spurgeon** has 17 points (6-11=17) in 38 contests...C **Ryan Hartman** has 14 points (7-7=14) in 24 matches...D **Matt Dumba** owns 12 points (6-6=12) in 26 games...D **Jonas Brodin** has 10 assists in 34 contests.

WILD GOALIES: Fleury is 12-5-1 with a 1.98 GAA, a .932 SV% and one shutout in 18 starts vs. the Stars...G **Filip Gustavsson** is 2-0-0 with a 1.50 GAA and a .959 SV% in two starts.

STARS LEADERS: C **Tyler Seguin** owns 42 points (16-26=42) in 37 contests against Minnesota...Benn has 42 points (17-25=42) in 48 games...Pavelski owns 41 points (21-20=41) in 49 matches...D **Miro Heiskanen** has nine points (1-8=9) in 11 contests.

STARS GOALIES: Oettinger is 2-0-0 with a 3.34 GAA and a .879 SV% in three career games (two starts)...Wedgewood is 0-1-0 with a 3.75 GAA and a .889 SV% in two games (one start).

CONNECTIONS: Minnesota General Manager **Bill Guerin** recorded 159 points (72-87=159) and 337 PIM in 216 games with Dallas...Wild Head Coach **Dean Evason** skated in two seasons with the Stars totaling 59 points (19-40=59) and 114 PIM in 127 games (1993-95)...Minnesota Assistant Coach **Brett McLean** was drafted by Dallas in the ninth round (242nd overall) of the 1997 NHL Draft...Goligoski recorded 187 points (32-155=187) in 385 games in parts of six seasons with the Stars (2011-16)...Zuccarello tallied three points (1-2=3) in two regular season games and added 11 points (4-7=11) in 13 playoff games with Dallas (2018-19)...Oettinger is from Lakeville...D **Ryan Suter** recorded 369 points (55-314=369) in 656 games during nine seasons with the Wild (2012-21)...LW **Riley Tufte** is from Coon Rapids and played three seasons at the University of Minnesota Duluth (2016-19).

FAST FACTS: Minnesota is 17-10-5 in its last 32 games against Dallas...The Wild is 12-4-3 in the last 19 games against the Stars at Xcel Energy Center...Minnesota has points in 10 of the last 17 games (8-7-2) played at American Airlines Center...Minnesota was defeated by Dallas in six games in the 2016 First Round.

2022-2023 MATCHUPS

Sun.	12/4	American Airlines Center	2 p.m.	Wed.	2/8	American Airlines Center	7:30 p.m.
Thur.	12/29	Xcel Energy Center	7 p.m.	Fri.	2/17	Xcel Energy Center	7 p.m.

DETROIT RED WINGS

TEAM INFORMATION

Home Ice (Cap., Built)	Little Caesars Arena (19,515, 2017)
Mailing Address	2525 Woodward Avenue Detroit, MI 48201
Telephone	313.471.7000
Website	detroitredwings.com
Twitter	@DetroitRedWings
Founded	1926-27
Stanley Cup Titles	11; 1936, 1937, 1943, 1950, 1952, 1954 1955, 1997, 1998, 2002, 2008
Colors	Red and White

DIRECTORY

Governor, President & CEO	Christopher Ilitch
Executive V.P. & General Manager	Steve Yzerman
Head Coach	Derek Lalonde
Assistant Coach	Bob Boughner
Assistant Coach	Alex Tanguay
Assistant Coach	Jay Varady
Goaltending Coach	Alex Westlund

WILD vs. DETROIT RED WINGS

2021-22 Wild Record: 2-0-0 (1-0-0 at Xcel Energy Center, 1-0-0 at Detroit)

All-Time Wild Record: 23-28-12 (12-10-9 at Xcel Energy Center, 11-18-3 at Detroit)

Date	Opp.	Scoring By Period				Shots By Period				Power Plays	Penalties/Minutes	Game-Winning Goal	Goaltender (Saves-Shots)	Attn.
		1	2	3	OT F	1	2	3	OT T					
	DET	2	0	2	- 4	11	5	18	- 34	1-6	6-15		Nedeljkovic (18-24)	
2/14	MIN	2	2	3	- 7	8	7	10	- 25	3-4	8-19	Eriksson Ek (2)	Kahkonen (30-34)	*18,098
	MIN	2	1	2	0 6	9	9	15	7 40	1-1	7-14		Talbot (29-34)	
3/10	DET	3	1	1	0 5	10	8	16	0 34	1-4	4-8		Nedeljkovic (35-40)	17,461
TOTALS		1	2	3	OT F	1	2	3	OT T	Power Plays (%)	Penalties/Minutes	Goaltenders (Record, Saves-Shots)		
	DET	5	1	3	0 9	21	13	34	0 68	2-10 (20.0)	10-23	Nedeljkovic (0-1-1, 53-64)		
	MIN	4	3	5	0 13	17	16	25	7 65	4-5 (80.0)	15-33	Kahkonen (1-0-0, 30-34); Talbot (1-0-0, 29-34)		

SERIES NOTES

2021-22: Minnesota went 2-0-0 against Detroit...The Wild won the first meeting, 7-4, at Xcel Energy Center (2/14) and earned a 6-5 shootout win in the second meeting at Detroit (3/10)...RW **Matt Boldy** led the Wild with six points (5-1=6) and recorded his first career hat trick in the first contest...C **Joel Eriksson Ek** (2-2=4), C **Frederic Gaudreau** (0-4=4), LW **Kirill Kaprizov** (3-1=4) and RW **Mats Zuccarello** (1-3=4) tallied four points each...G Kaapo Kahkonen made 30 saves in the first game...G Cam Talbot made 29 saves in the second contest...RW **Lucas Raymond** (3-0=3) and D Nick Leddy (0-3=3) led Detroit with three points each...LW **Tyler Bertuzzi** (0-2=2), RW Sam Gagner (1-1=2), C **Dylan Larkin** (1-1=2), D **Moritz Seider** (0-2=2), C **Joe Veleno** (0-2=2) and LW **Jakub Vrana** (2-0=2) tallied two points each...G **Alex Nedeljkovic** went 0-1-1 with a 5.50 GAA and a .828 SV% in two starts.

WILD LEADERS: Zuccarello leads Minnesota with 15 points (5-10=15) in 20 games against Detroit...D **Alex Goligoski** has 10 points (1-9=10) in 25 contests...D **Matt Dumba** owns eight points (2-6=8) in nine games...Eriksson has seven points (3-4=7) in eight matches...C **Ryan Hartman** owns seven points (2-5=7) in 11 games.

WILD GOALIES: G **Marc-Andre Fleury** is 12-9-1 with a 3.32 GAA, a .894 SV% and one shutout in 22 career starts against the Red Wings...G **Filip Gustavsson** has not faced Detroit.

RED WINGS LEADERS: RW **David Perron** leads the Red Wings with 38 points (15-23=38) in 45 games against the Wild...Larkin owns 11 points (3-8=11) in 12 contests...Bertuzzi has six points (4-2=6) in seven games.

RED WINGS GOALIES: G **Ville Husso** is 5-0-0 with a 2.71 GAA, a .915 SV% and one shutout in five career starts against Minnesota...Nedeljkovic is 0-1-1 with a 5.50 GAA and a .828 SV% in two starts.

CONNECTIONS: D **Jon Merrill** collected five assists in 36 games with the Red Wings in 2020-21...D **Steven Kampfer** skated in 13 games with Minnesota (2011-12)...Detroit Head Coach **Derek Lalonde** was Head Coach of the Iowa Wild for two seasons (2016-18)...Red Wings Assistant Coach **Alex Tanguay** spent two seasons as an Assistant Coach for the Iowa Wild (2019-21).

FAST FACTS: Minnesota is 11-4-3 in its last 18 games against Detroit with nine of those games decided by one goal...The Wild has earned a point in seven of its last nine games in Detroit (5-2-2)...Minnesota has earned a point in 15 of the last 18 meetings at Xcel Energy Center (9-3-6).

2022-2023 MATCHUPS

Sat.	10/29	Little Caesars Arena	6 p.m.	Wed.	12/14	Xcel Energy Center	6:30 p.m.
------	-------	----------------------	--------	------	-------	--------------------	-----------

EDMONTON OILERS

TEAM INFORMATION

Home Ice (Cap., Built)	Rogers Place (18,347, 2016)
Mailing Address	10214 - 104 Ave. NW, #300 Edmonton, Alberta T5J 0H6
Telephone	780.414.4000
Website	edmontonoilers.com
Twitter	@EdmontonOilers
Founded	1979-80
Stanley Cup Titles	5; 1984, 1985, 1987, 1988, 1990
Colors	Midnight Blue, White, Metallic Copper, Red

DIRECTORY

Owner & Governor	Daryl A. Katz
Chairman, OEG	Bob Nicholson
President, Hockey Ops & General Manager	Ken Holland
Head Coach	Jay Woodcroft
Associate Coach	Glen Gulutzan
Assistant Coach	Dave Manson
Assistant Coach	Mark Stuart
Goaltending Coach	Dustin Schwartz

WILD vs. EDMONTON OILERS

2021-22 Wild Record: 3-0-0 (1-0-0 at Xcel Energy Center, 2-0-0 at Edmonton)

All-Time Wild Record: 58-29-10 (30-15-3 at Xcel Energy Center, 28-14-7 at Edmonton)

Date	Opp.	Scoring By Period				Shots By Period				Power Plays	Penalties/Minutes	Game-Winning Goal	Goaltender (Saves-Shots)	Attn.
		1	2	3	OT F	1	2	3	OT T					
	MIN	2	0	2	- 4	10	6	10	- 26	1-2	5-10	Foligno (2)	Talbot (38-39)	
12/7	EDM	0	1	0	- 1	10	20	9	- 39	0-5	2-4		Koskinen (22-26)	14,715
	MIN	4	2	1	- 7	11	6	5	- 22	1-3	2-4	Fiala (2)	Kahkonen (30-33)	
2/20	EDM	1	1	1	- 3	13	14	6	- 33	1-2	4-16		SMITH (3-7); Koskinen (12-15)	9,150
	EDM	0	0	1	- 1	8	11	9	- 28	1-3	5-18		Koskinen (18-23)	
4/12	MIN	1	3	1	- 5	9	10	4	- 23	0-3	5-18	Fiala (5)	Talbot (27-28)	*19,035
TOTALS		1	2	3	OT F	1	2	3	OT T	Power Plays (%)	Penalties/Minutes	Goaltenders (Record, Saves-Shots)		
	EDM	1	2	2	- 5	31	45	24	- 100	2-10 (20.0)	11-38	Koskinen (0-2-0, 52-64); Smith (0-1-0, 3-7)		
	MIN	7	5	4	- 16	30	22	19	- 71	2-8 (25.0)	12-32	Talbot (2-0-0, 65-67); Kahkonen (1-0-0, 30-33)		

SERIES NOTES

2021-22: Minnesota went 3-0-0 against Edmonton...The Wild won 4-1 (12/7) and 7-3 (2/20) at Rogers Place and earned a 5-1 win at Xcel Energy Center (4/12)...LW Kevin Fiala (4-1=5) led the Wild with five points...LW **Kirill Kaprizov** (0-4=4) and RW **Mats Zuccarello** (1-3=4) tallied four points each...RW **Matt Boldy** (1-2=3), D **Jonas Brodin** (0-3=3) C **Joel Eriksson Ek** (2-1=3) and D **Dmitry Kulikov** (1-2=3) recorded three points each...G Cam Talbot went 2-0-0 with a 1.00 GAA and a .970 SV% in two starts...G Kaapo Kahkonen made 30 saves in the second contest...LW **Zach Hyman** led the Oilers with four points (1-3=4)...LW **Leon Draisaitl** recorded two points (1-1=2)...G Mikko Koskinen went 0-2-0 with a 4.35 GAA and a .813 SV% in three games (two starts)...G **Mike Smith** started the second contest and allowed three goals on seven shots.

WILD LEADERS: Zuccarello leads Minnesota with 19 points (5-14=19) in 17 contests vs. Edmonton...D **Jared Spurgeon** has 12 points (8-4=12) in 30 matches...D **Alex Goligoski** owns 10 points (0-10=10) in 34 games...D **Matt Dumba** has nine points (4-5=9) in 17 contests.

WILD GOALIES: G **Marc-Andre Fleury** is 14-4-1 with a 2.25 GAA and a .926 SV% in 19 career starts the Oilers...G **Filip Gustavsson** has not faced Edmonton.

OILERS LEADERS: C **Ryan Nugent-Hopkins** leads the Oilers with 21 points (9-12=21) in 30 matches vs. the Wild...LW **Evander Kane** has 20 points (12-8=20) in 30 contests...C **Connor McDavid** owns 17 points (7-10=17) in 17 matches...D **Tyson Barrie** has 16 points (4-12=16) in 33 games...Draisaitl owns 15 points (10-5=15) in 17 contests.

OILERS GOALIES: Smith is 6-15-2 with a 2.63 GAA, a .904 SV% and three shutouts in 24 games (22 starts) against the Wild...G **Jack Campbell** is 0-2-1 with a 2.31 GAA and a .920 SV% in three starts.

CONNECTIONS: Minnesota General Manager **Bill Guerin** collected 161 points (79-82=161) and 354 PIM in 211 games with Edmonton in parts of four seasons (1997-01)...Spurgeon is an Edmonton native.

FAST FACTS: The Wild's 28 road wins vs. Edmonton are the most against any franchise...Its 58 wins against the Oilers are tied for most against any team...Minnesota's 124 points and 29 victories at Xcel Energy Center are its second-most against any franchise...The Wild is 20-7-1 in the last 28 games against the Oilers...Minnesota is 17-3-0 in its last 20 games in Edmonton, including an eight-game win streak (2/21/13-1/31/17) - the longest road win streak in team history...Minnesota is 26-6-1 in the last 33 games against Edmonton at Xcel Energy Center (since 2/25/07)...The Wild won 17 straight games against the Oilers in Saint Paul (2/25/07-10/13/11) - the longest home win streak against an opponent in franchise history.

2022-2023 MATCHUPS

Thur.	12/1	Xcel Energy Center	7 p.m.	Mon.	12/12	Xcel Energy Center	7 p.m.
Fri.	12/9	Rogers Place	8 p.m.				



FLORIDA PANTHERS

TEAM INFORMATION

Home Ice (Cap., Built)	FLA Live Arena (19,636, 1998)
Mailing Address	One Panther Parkway Sunrise, FL 33323 954.835.7000
Telephone	floridapanthers.com
Website	@FlaPanthers
Twitter	1993-94
Founded	None
Stanley Cup Titles	Red, Navy, Yellow and Gold
Colors	

DIRECTORY

Chairman, Owner & Governor	Vincent J. Viola
Vice Chairman, Partner & Alt. Gov.	Douglas A. Cifu
President & CEO	Matthew Caldwell
General Manager	Bill Zito
Head Coach	Paul Maurice
Assistant Coach	Jamie Kompon
Assistant Coach	Sylvian Lefebvre
Assistant Coach	Tuomo Ruutu
Goaltending Coach	Robb Tallas

WILD vs. FLORIDA PANTHERS

2021-22 Wild Record: 0-2-0 (0-1-0 at Xcel Energy Center, 0-1-0 at Florida)

All-Time Wild Record: 18-8-3 (10-2-2 at Xcel Energy Center, 8-6-1 at Florida)

Date	Opp.	Scoring By Period				Shots By Period				Power Plays	Penalties/Minutes	Game-Winning Goal	Goaltender (Saves-Shots)	Attn.
	MIN	0	1	3	-	4	5	16	18	-	39	1-2	Talbot (32-36)	
11/20	FLA	1	2	2	-	5	15	12	10	-	37	0-1	Bennett (3)	13,854
	FLA	2	1	3	-	6	9	13	14	-	36	1-3	Bobrovsky (24-26)	
2/18	MIN	1	0	1	-	2	9	12	5	-	26	2-5	Talbot (30-34)	*18,300
TOTALS		1	2	3	OT	F	1	2	3	OT	T		Goaltenders (Record, Saves-Shots)	
	FLA	3	3	5	-	11	24	25	24	-	73	1-4 (25.0)	Bobrovsky (2-0-0, 59-65)	
	MIN	1	1	4	-	6	14	28	23	-	65	3-7 (42.9)	Talbot (0-2-0, 62-70)	

SERIES NOTES

2021-22: The Wild loss both meetings against the Panthers, 5-4, at FLA Live Arena (11/20) and 6-2 at Xcel Energy Center (2/18). LW Kirill Kaprizov led the Wild with four points (2-2=4). C Joel Eriksson Ek (1-2=3) and RW Mats Zuccarello (1-2=3) tallied three points each. G Cam Talbot went 0-2-0 with a 4.26 GAA and a .886 SV%. LW Rudolf Balcers (1-3=4) and D Aaron Ekblad (1-3=4) led the Panthers with four points each. LW Nick Cousins (1-2=3), LW Jonathan Huberdeau (0-3=3), LW Mason Marchment (3-0=3) and RW Frank Vatrano (2-1=3) tallied three points each. G Sergei Bobrovsky went 2-0-0 with a 3.00 GAA and a .908 SV% in two starts.

WILD LEADERS: RW Mats Zuccarello leads Minnesota with 27 points (14-13=27) in 25 matches against Florida. LW Marcus Foligno owns 11 points (5-6=11) in 26 games. D Jared Spurgeon has 11 points (1-10=11) in 17 contests. D Jonas Brodin owns nine points (2-7=9) in 14 games.

WILD GOALIES: G Marc-Andre Fleury is 18-10-2 with a 2.30 GAA, a .922 SV% and two shutouts in 31 career games (29 starts) vs. the Panthers. G Filip Gustavsson is 0-1-0 with a 4.00 GAA and a .867 SV% in one start (4/28/22).

PANTHERS LEADERS: C Aleksander Barkov leads Florida with 16 points (4-12=16) in 15 matches against Minnesota. RW Patric Hornqvist owns 15 points (7-8=15) in 30 contests. Balcers has eight points (2-6=8) in nine games. Cousins owns eight points (3-5=8) in 14 matches. RW Matthew Tkachuk has eight points (4-4=8) in 15 games.

PANTHERS GOALIES: Bobrovsky is 12-3-1 with a 2.10 GAA, a .929 SV% and one shutout in 16 career starts vs. the Wild. G Spencer Knight has not faced Minnesota.

CONNECTIONS: Wild Assistant Coach Brett McLean recorded 56 points (21-35=56) in 147 games in two seasons (2007-09) with Florida. D Matt Kiersted is a native of Elk River. C Eric Staal collected 240 points (111-129=240) in 311 games in four seasons with the Wild (2016-20). D Anthony Bitetto played in 18 games with Minnesota in 2018-19. C Gerald Mayhew tallied three points (2-1=3) in 17 games in two seasons with Minnesota (2019-21).

FAST FACTS: Minnesota went 10-0-1 against Florida from Nov. 29, 2001-Dec. 13, 2018 at Xcel Energy Center - its second-longest home point streak against a team in franchise history. The Wild's 18 career wins against the Panthers are its fourth-most wins against an Eastern Conference opponent.

2022-2023 MATCHUPS

Sat.	1/21	FLA Live Arena	5 p.m.	Mon.	2/13	Xcel Energy Center	7 p.m.
------	------	----------------	--------	------	------	--------------------	--------

LOS ANGELES KINGS



TEAM INFORMATION

Home Ice (Cap., Built)	Crypto.com Arena (18,230, 1999)
Office Mailing Address	555 N. Nash St. El Segundo, CA 90245 310.535.4500
Telephone	lakings.com
Website	@LAKings
Twitter	1967-68
Founded	2; 2012, 2014
Stanley Cup Titles	Black, White and Silver
Colors	

DIRECTORY

Owner	Philip F. Anschutz
Owner	Edward P. Roski, Jr.
President & Alt. Gov.	Luc Robitaille
Vice President & General Manager	Rob Blake
Head Coach	Todd McLellan
Assistant Coach	Trent Yawney
Assistant Coach	Jim Hiller
Goaltending Coach	Bill Ranford

WILD vs. LOS ANGELES KINGS

2021-22 Wild Record: 2-1-0 (1-0-0 at Xcel Energy Center, 1-1-0 at Los Angeles)

All-Time Wild Record: 40-24-15 (22-9-8 at Xcel Energy Center, 18-15-7 at Los Angeles)

Date	Opp.	Scoring By Period				Shots By Period				Power Plays	Penalties/Minutes	Game-Winning Goal	Goaltender (Saves-Shots)	Attn.
	MIN	0	3	0	-	3	12	12	6	-	30	0-1	Hartman (1)	
10/16	LA	0	1	1	-	2	11	11	9	-	31	1-4	Quick (27-30)	12,590
	MIN	0	1	0	-	1	8	8	15	-	31	1-2	Kahkonen (35-37)	
12/11	LA	0	1	1	-	2	13	12	12	-	37	0-5	Quick (30-31)	15,897
	LA	3	0	0	-	3	11	16	7	-	34	1-3	Petersen (27-33)	
4/10	MIN	2	3	1	-	6	10	13	10	-	33	1-3	Fleury (31-34)	*19,104
TOTALS		1	2	3	OT	F	1	2	3	OT	T		Goaltenders (Record, Saves-Shots)	
	LA	3	2	2	-	7	35	39	28	-	102	2-12 (16.7)	Quick (1-1-0, 57-61); Petersen (0-1-0, 27-33)	
	MIN	2	7	1	-	10	30	33	31	-	94	2-6 (33.3)	Talbot (1-0-0, 29-31); Kahkonen (0-1-0, 35-37); Fleury (1-0-0, 31-34)	

SERIES NOTES

2021-22: Minnesota went 2-1-0 against Los Angeles. The Wild won 3-2 (10/16) and lost 2-1 (12/11) at Crypto.com Arena and won 6-3 at Xcel Energy Center (4/10). LW Kevin Fiala (0-3=3) and LW Marcus Foligno (2-1=3) led the Wild with three points each. RW Matt Boldy (1-1=2), LW Jordan Greenway (0-2=2), C Ryan Hartman (1-1=2), LW Kirill Kaprizov (1-1=2) and D Jared Spurgeon (1-1=2) tallied two points each. G Cam Talbot made 29 saves in the first game. G Kaapo Kahkonen made 35 saves in the second game. G Marc-Andre Fleury made 31 saves in the third contest. D Drew Doughty led the Kings with three assists. C Anze Kopitar (1-1=2), C Phillip Danault (1-1=2), LW Carl Grundstrom (1-1=2), and RW Trevor Moore (0-2=2) tallied two points each. G Jonathan Quick went 1-1-0 with a 2.03 GAA and a .934 SV% in two starts. G Cal Petersen made 27 saves in the third game.

WILD LEADERS: D Alex Goligoski leads Minnesota with 29 points (4-25=29) in 51 games vs. Los Angeles. RW Mats Zuccarello owns 14 points (4-10=14) in 24 contests. D Matt Dumba has 12 points (5-7=12) in 26 matches. Spurgeon owns 12 points (4-8=12) in 36 games. Kaprizov owns 11 points (7-4=11) in 11 games.

WILD GOALIES: Fleury is 12-8-4 with a 2.51 GAA, a .917 SV% and three shutouts in 24 career starts against the Kings. G Filip Gustavsson is 0-2-0 with a 2.57 GAA and a .931 SV% in two starts.

KINGS LEADERS: Kopitar leads Los Angeles with 49 points (15-34=49) in 59 games vs. Minnesota. Doughty owns 32 points (6-26=32) in 49 contests. D Alexander Edler has 24 points (4-20=24) in 50 games. RW Viktor Arvidsson has 12 points (5-7=12) in 21 contests.

KINGS GOALIES: Quick is 16-11-7 with a 2.63 GAA, a .902 SV% and one shutout in 34 career starts against the Wild. Petersen is 2-2-1 with a 3.37 GAA and a .893 SV% in five starts.

CONNECTIONS: Minnesota Goaltending Coach Frederic Chabot went 3-3-2 with a 3.14 GAA and a .891 SV% in 12 games (nine starts) with the Kings in 1997-98. D Jake Middleton was selected by the Kings in the seventh round (210th overall) of the 2014 NHL Draft. Los Angeles Head Coach Todd McLellan coached the Wild's prospects in Cleveland (2000-01) and Houston (2001-05). D Mikey Anderson hails from Fridley and skated one season at Hill-Murray (2013-14) and two seasons at the University of Minnesota Duluth (2017-19). Fiala recorded 186 points (79-107=186) in 215 games with Minnesota (2018-22). C Blake Lizotte is a Lindstrom native and played two seasons at St. Cloud State University (2017-19).

FAST FACTS: Minnesota is 17-6-4 in the last 27 games vs. Los Angeles with 13 of the games decided by one goal. The Wild is 21-5-5 in the last 31 contests played at Xcel Energy Center. Minnesota owns points in 11 of its last 17 games at Crypto.com Arena (8-6-3).

2022-2023 MATCHUPS

Sat.	10/15	Xcel Energy Center	7 p.m.	Tue.	2/21	Xcel Energy Center	7 p.m.
Tue.	11/8	Crypto.com Arena	9:30 p.m.				



MONTREAL CANADIENS

TEAM INFORMATION

Home Ice (Cap., Built)	Bell Centre (21,302, 1996)
Mailing Address	1909 Avenue des Canadiens-de-Montreal Montreal, Quebec H3B 5E8
Telephone	514.932.2582
Website	canadiens.com
Twitter	@CanadiensMTL
Founded	1909-10
Stanley Cup Titles	24; 1916, 1924, 1930, 1931, 1944, 1946, 1953, 1956, 1957, 1958, 1959, 1960, 1965, 1966, 1968, 1969, 1971, 1973, 1976, 1977, 1978, 1979, 1986, 1993
Colors	Red, White and Blue

WILD vs. MONTREAL CANADIENS

2021-22 Wild Record: 2-0-0 (1-0-0 at Xcel Energy Center, 1-0-0 at Montreal)

All-Time Wild Record: 17-7-3 (10-2-1 at Xcel Energy Center, 7-5-2 at Montreal)

Date	Opp.	Scoring By Period					Shots By Period					Power Plays	Penalties/ Minutes	Game-Winning Goal	Goaltender (Saves-Shots)	Attn.
		1	2	3	OT	F	1	2	3	OT	T					
	MTL	1	0	1	—	2	8	7	6	—	21	0-2	12-35		PRIMEAU (27-32); McNIVEN (4-7)	
1/24	MIN	2	3	3	—	8	21	11	7	—	39	1-5	9-29		Dewar (1) TALBOT (14-15); KAHKONEN (5-6)	*18,104
	MIN	1	0	1	—	2	8	7	15	—	30	1-4	3-6	Fiala (6)	Talbot (26-26)	
4/19	MTL	0	0	0	—	0	8	9	9	—	26	0-3	4-8		Price (28-30)	20,725
		1	2	3	OT	F	1	2	3	OT	T	Power Plays (%)	Penalties/ Minutes		Goaltenders (Record, Saves-Shots)	
TOTALS		1	2	3	OT	F	1	2	3	OT	T					
	MTL	1	0	1	—	2	16	16	15	—	47	0-5 (0.00)	16-43		Primeau (0-1-0, 27-32); McNiven (0-0-0, 4-7); Price (0-1-0, 28-30)	
	MIN	3	3	4	—	10	29	18	22	—	69	2-9 (22.2)	12-35		Talbot (2-0-0, 40-41); KAHKONEN (0-0-0, 5-6)	

SERIES NOTES

2021-22: Minnesota went 2-0-0 against Montreal...The Wild won 8-2 at Xcel Energy Center (1/24) and 2-0 at Montreal (4/19)...LW Kevin Fiala led the Wild with four points (2-2=4)...RW **Matt Boldy** (2-1=3), LW **Kirill Kaprizov** (0-3=3), C Nico Sturm (1-2=3) and RW **Mats Zuccarello** (1-2=3) tallied three points each...G Cam Talbot went 2-0-0 with a 0.60 GAA and a .976 SV%...RW **Evgenii Dadonov** led the Canadiens with two points (1-1=2)...C **Mike Hoffman** and C **Rem Pitlick** netted a goal apiece...G **Cayden Primeau** started the first contest and made 27 saves in two periods in his first career action against the Wild...G **Carey Price** made 28 saves in the second meeting.

WILD LEADERS: D **Alex Goligoski** leads Minnesota with 17 points (4-13=17) in 25 contests vs. Montreal...LW **Marcus Foligno** owns 14 points (7-7=14) in 29 games...D **Matt Dumba** has nine points (2-7=9) in 11 matches...Zuccarello owns nine points (2-7=9) in 23 contests.

WILD GOALIES: G **Marc-Andre Fleury** is 24-13-6 with a 3.02 GAA, a .900 SV% and two shutouts in 44 career starts.

CANADIENS LEADERS: Hoffman leads Montreal with 18 points (10-8=18) in 21 contests against Minnesota...C **Sean Monahan** has 11 points (5-6=11) in 23 games...RW **Brendan Gallagher** owns eight points (5-3=8) in 12 games...C **Christian Dvorak** has eight points (2-6=8) in 20 matches.

CANADIENS GOALIES: Price is 5-8-0 with a 2.66 GAA, a .901 SV% and one shutout in 14 games (13 starts) vs. the Wild...G **Jake Allen** is 8-4-2 with a 2.60 GAA and a .906 SV% in 18 games (15 starts).

CONNECTIONS: Minnesota Goaltending Coach **Frederic Chabot** went 1-4-1 with a 2.63 GAA and a .899 SV% in 16 games (seven starts) with the Canadiens in parts of four seasons (1990-91; 1992-94; 1998-99)...Wild Amateur Scout **Guy Lapointe** helped the Canadiens win six Stanley Cups and his jersey (#5) was retired by Montreal on Nov. 18, 2014...C **Frederick Gaudreau** hails from Bromont, Quebec...D **Jon Merrill** skated in 13 games for Montreal in 2020-21...C **Rem Pitlick** collected 11 points (6-5=11) in 20 games with Minnesota in 2021-22 and played three seasons at the University of Minnesota (2016-19).

FAST FACTS: Minnesota is 12-1-0 in its last 13 games vs. the Canadiens...The Wild recorded a nine-game win streak against Montreal (12/3/14-1/7/19), outscoring the Canadiens, 36-10...The nine-game win streak is tied for the second-longest winning streak vs. an opponent...Minnesota has won the last eight games played at Xcel Energy Center (11/1/13-1/24/22) — its second-longest active home win streak against an opponent.

2022-2023 MATCHUPS

Tue.	10/25	Bell Centre	6 p.m.	Tue.	11/1	Xcel Energy Center	7 p.m.
------	-------	-------------	--------	------	------	--------------------	--------

NASHVILLE PREDATORS



TEAM INFORMATION

Home Ice (Cap., Built)	Bridgestone Arena (17,159, 1996)
Mailing Address	501 Broadway Nashville, TN 37203
Telephone	615.770.2000
Website	nashvillepredators.com
Twitter	@PredsNHL
Founded	1998-99
Stanley Cup Titles	None
Colors	Navy Blue, Predators Gold and White

WILD vs. NASHVILLE PREDATORS

2021-22 Wild Record: 1-3-0 (0-2-0 at Xcel Energy Center, 1-1-0 at Nashville)

All-Time Wild Record: 35-36-11 (21-15-5 at Xcel Energy Center, 14-21-6 at Nashville)

Date	Opp.	Scoring By Period					Shots By Period					Power Plays	Penalties/ Minutes	Game-Winning Goal	Goaltender (Saves-Shots)	Attn.
		1	2	3	OT	F	1	2	3	OT	T					
	NSH	3	2	0	—	5	11	8	10	—	29	2-6	5-10	Johansen (1)	Ingram (33-35)	
10/24	MIN	0	2	0	—	2	9	11	15	—	35	0-5	6-12		Kahkonen (24-29)	16,014
	NSH	1	2	3	—	6	5	13	7	—	25	1-3	4-11	Tomasino (3)	Rittich (26-28)	
3/13	MIN	1	1	0	—	2	9	11	8	—	28	0-3	4-11		Kahkonen (19-23)	*19,009
	MIN	1	1	0	—	2	13	20	16	—	49	1-6	8-28		Fleury (27-32)	
4/5	NSH	3	1	2	—	6	15	9	9	—	33	3-4	10-32	Johansen (4)	Saros (47-49)	*17,244
	MIN	1	3	0	1	5	15	22	8	2	47	2-7	5-10		Fleury (21-25)	
4/24	NSH	1	2	1	0	4	9	9	5	2	25	2-5	7-14		Rittich (42-47)	*17,160
		1	2	3	OT	F	1	2	3	OT	T	Power Plays (%)	Penalties/ Minutes		Goaltenders (Record, Saves-Shots)	
TOTALS		1	2	3	OT	F	1	2	3	OT	T					
	NSH	8	7	6	0	21	40	39	31	2	112	8-18 (44.4)	26-67		Ingram (1-0-0, 33-35); Rittich (1-0-1, 68-75) Saros (1-0-0, 47-49)	
	MIN	3	7	0	1	11	46	64	47	2	159	3-21 (14.3)	23-61		Kahkonen (0-2-0, 43-52); Fleury (1-1-0, 48-57)	

SERIES NOTES

2021-22: Minnesota went 1-3-0 against the Predators...The Wild lost both games at Xcel Energy Center, 5-2 (10/24) and 6-2 (3/13)...Minnesota lost 6-2 at Nationwide Arena (4/5) and won 5-4 in overtime at Nashville (4/24)...LW **Kirill Kaprizov** led the Wild with four points (1-3=4)...C **Joel Eriksson Ek** (2-1=3) and LW Kevin Fiala (1-2=3) tallied three points each...C Nick Bjugstad recorded two goals...G Kaapo Kahkonen went 0-2-0 with a 4.74 GAA and a .827 SV% in the first two meetings...G **Marc-Andre Fleury** went 1-1-0 with a 4.50 GAA and a .842 SV% in the last two contests...D **Roman Josi** led Nashville with 12 points (4-8=12)...LW **Filip Forsberg** tallied 11 points (4-7=11)...C **Matt Duchene** had nine points (2-7=9)...C **Ryan Johansson** recorded six goals...G **Connor Ingram** made 33 saves in his NHL debut in the first contest...G David Rittich went 1-0-1 with a 3.37 GAA and a .907 SV% in two starts...G **Juuse Saros** made 47 saves in the third contest.

WILD LEADERS: D **Alex Goligoski** leads Minnesota with 26 points (5-21=26) in 40 games vs. Nashville...D **Jared Spurgeon** owns 13 points (3-10=13) in 37 contests...RW **Mats Zuccarello** owns 10 points (1-9=10) in 18 contests...D **Matt Dumba** has 10 points (6-4=10) in 23 matches.

WILD GOALIES: Fleury is 11-8-2 with a 2.31 GAA, a .916 SV% and three shutouts in 21 career games (20 starts) against the Predators...G **Filip Gustavsson** has not faced Nashville.

PREDATORS LEADERS: Duchene leads the Predators with 33 points (8-23=31) in 49 contests vs. Minnesota...Josi owns 30 points (13-17=30) in 38 games...Forsberg has 29 points (16-13=29) in 29 games...Johansen owns 26 points (11-15=26) in 32 matches.

PREDATORS GOALIES: Saros is 4-1-0 with a 1.39 GAA, a .958 SV% and two shutouts in five career starts against the Wild...G **Kevin Lankinen** is 0-1-1 with a 2.80 GAA and a .926 SV% in three games (two starts).

CONNECTIONS: Wild Head Coach **Dean Evason** went 242-161-29-24 in six seasons as Head Coach of Nashville's AHL affiliate, the Milwaukee Admirals (2012-18)...C **Frederick Gaudreau** tallied eight points (3-5=8) in 84 games with Nashville in three seasons (2016-19)...C **Ryan Hartman** recorded 26 points (13-13=26) in 85 games in parts of two seasons with the Predators (2017-19)...Nashville Assistant Coach **Todd Richards** served as Wild Head Coach for two seasons (2009-11)...RW **Mikael Granlund** was selected ninth overall by Minnesota in the 2010 NHL Draft and recorded 317 points (93-224=317) in 461 games in seven seasons (2013-19) with Minnesota...D **Ryan McDonagh** hails from Saint Paul...LW **Cole Smith** is a native of Brainerd...LW **Nino Niederreiter** collected 228 points (110-118=228) in 434 games in parts of six seasons with the Wild (2013-19).

FAST FACTS: The Wild has points in 12 of its last 22 games against the Predators (9-10-3)...Minnesota is 5-3-1 in its last nine games at Xcel Energy Center.

2022-2023 MATCHUPS

Tue.	11/15	Bridgestone Arena	7 p.m.	Thur.	4/13	Bridgestone Arena	7 p.m.
Sun.	2/19	Xcel Energy Center	1 p.m.				



NEW JERSEY DEVILS

TEAM INFORMATION

Home Ice (Cap., Built)	Prudential Center (16,514, 2007)
Mailing Address	25 Lafayette Street Newark, NJ 07102
Telephone	973.757.6100
Website	newjerseydevils.com
Twitter	@NJDevils
Founded	1974-75 (Relocated from Colorado in 1982)
Stanley Cup Titles	3; 1995, 2000, 2003
Colors	Red, Black and White

DIRECTORY

Managing Partner, Chairman, Governor	David Blitzer
Co-Managing Partner, Vice Chairman, Alt. Governor	Josh Harris
EVP/General Manager	Tom Fitzgerald
Head Coach	Lindy Ruff
Associate Coach	Andrew Brunette
Assistant Coach	Sergei Brylin
Assistant Coach	Ryan McGill
Assistant Coach	Chris Taylor
Goaltending Coach	Dave Rogalski

WILD vs. NEW JERSEY DEVILS

2021-22 Wild Record: 2-0-0 (1-0-0 at Xcel Energy Center, 1-0-0 at New Jersey)

All-Time Wild Record: 10-9-8 (5-4-4 at Xcel Energy Center, 5-5-4 at New Jersey)

Date	Opp.	Scoring By Period				Shots By Period				Power Plays	Penalties/Minutes	Game-Winning Goal	Goaltender (Saves-Shots)	Attn.
		1	2	3	OT F	1	2	3	OT T					
	MIN	2	0	0	0	3	13	6	7	1	27	0-3	5-10	
11/24	NJ	0	0	2	0	2	18	7	13	4	42	0-4	4-8	14,763
	NJ	0	2	0	—	2	10	10	11	—	31	0-3	5-10	
12/2	MIN	2	1	2	—	5	13	13	12	—	38	0-4	4-8	16,112
												Kaprizov (2)		
TOTALS		1	2	3	OT F	1	2	3	OT T				Goaltenders (Record, Saves-Shots)	
	NJ	0	2	2	0	4	28	17	24	4	73	0-7 (0.00)	9-18	
	MIN	4	1	2	0	8	26	19	19	1	65	0-7 (0.00)	9-18	

SERIES NOTES

2021-22: Minnesota won both meetings with a 3-2 shootout victory at Prudential Center (11/24) and a 5-2 win at Xcel Energy Center (12/2)...**C Ryan Hartman** led the Wild with four points (2-2=4)...**LW Kirill Kaprizov** had three points (2-1=3)...**D Alex Goligowski** and **RW Mats Zuccarello** tallied two assists each...**G Cam Talbot** made 40 saves and stopped all three shootout attempts in the first meeting...**G Kaapo Kahkonen** made 29 saves in the second contest...**D Dougie Hamilton** (0-2=2), **C Nico Hischier** (0-2=2) and **LW Tomas Tatar** (1-1=2) tallied two points each...**G MacKenzie Blackwood** went 0-1-1 with a 3.38 GAA and a .892 SV% in two starts.

WILD LEADERS: Zuccarello leads Minnesota with 22 points (6-16=22) in 30 contests against the Devils...Goligowski has 14 points (4-10=14) in 32 games...**D Jared Spurgeon** owns 11 points (3-8=11) in 13 matches.

WILD GOALIES: **G Marc Andre-Fleury** is 24-25-5 with a 2.46 GAA, a .915 SV% and six shutouts in 54 career starts against New Jersey...**G Filip Gustavsson** has not faced the Devils.

DEVILS LEADERS: **LW Tomas Tatar** leads New Jersey with eight points (5-3=8) in 17 contests...**D Brendan Smith** has seven points (2-5=7) in 14 games...**D Ryan Graves** owns six points (2-4=6) in 16 matches.

DEVILS GOALIES: **G Jonathan Bernier** is 4-5-4 with a 1.93 GAA, a .930 SV% and three shutouts in 14 games (12 starts) vs. Minnesota...**Blackwood** is 0-1-1 with a 3.38 GAA and a .892 SV% in two starts...**G Vitek Vanecek** is 0-1-0 with a 4.07 GAA and a .778 SV% in one start (4/3/22).

CONNECTIONS: Wild General Manager **Bill Guerin** was selected by New Jersey in the first round (fifth overall) of the 1989 NHL Draft...He collected 214 points (108-106=214) in 380 career games in seven seasons (1991-98) and won the Stanley Cup with the Devils in 1995...Wild Senior Advisor to the GM **Ray Shero** served as Executive Vice President and General Manager of the Devils from (2015-20...Wild Goaltending Coach **Frederic Chabot** was drafted by New Jersey in the 10th round (192nd overall) of the 1986 NHL Draft...**D Jon Merrill** was drafted by New Jersey in the second round (38th overall) of the 2010 NHL Draft...He tallied 36 points (6-30=36) in 216 games with the Devils (2013-17)...New Jersey Associate Coach **Andrew Brunette** recorded 321 points (119-202=321) in 489 games with the Wild (2001-04, 2008-11)...He also spent five seasons in Minnesota's hockey operations department (2014-19) as an Assistant Coach, Hockey Operations Advisor, Assistant General Manager and Director of Player Personnel...**C Erik Haula** was selected by Minnesota in the seventh round (182nd overall) of the 2009 NHL Draft and recorded 89 points (42-47=89) in 266 games with the Wild (2013-17).

FAST FACTS: Minnesota is 9-4-4 in its last 17 games against New Jersey, including an active seven-game point streak (5-0-2)...The Wild is 4-0-1 in the last five meetings at the Devils.

2022-2023 MATCHUPS

Sat.	2/11	Xcel Energy Center	7 p.m.	Tue.	3/21	Prudential Center	6 p.m.
------	------	--------------------	--------	------	------	-------------------	--------

NEW YORK ISLANDERS



TEAM INFORMATION

Home Ice (Cap., Built)	UBS Arena (TBA, 2021)
Mailing Address	200 Merrick Ave. East Meadow, NY 11554
Telephone	516.441.0070
Website	newyorkislanders.com
Twitter	@NYIslanders
Founded	1972-73
Stanley Cup Titles	4; 1980, 1981, 1982, 1983
Colors	Royal Blue and Orange

DIRECTORY

Owner & Governor	Scott Malkin
Co-Owner & Alt. Governor	Jon Ledecky
Co-Owner	Dewey Shay
President of Hockey Operations & General Manager	Lou Lamoriello
Head Coach	Lane Lambert
Assistant Coach	Doug Houda
Assistant Coach	John MacLean
Director of Goaltending	Mitch Korn
Goaltending Coach	Piero Greco

WILD vs. NEW YORK ISLANDERS

2021-22 Wild Record: 2-0-0 (1-0-0 at Xcel Energy Center, 1-0-0 at New York)

All-Time Wild Record: 16-11-2 (9-4-2 at Xcel Energy Center, 7-7-0 at New York)

Date	Opp.	Scoring By Period				Shots By Period				Power Plays	Penalties/Minutes	Game-Winning Goal	Goaltender (Saves-Shots)	Attn.
		1	2	3	OT F	1	2	3	OT T					
	NYI	1	1	0	—	2	10	9	2	—	21	0-1	2-4	
11/7	MIN	0	1	4	—	5	14	9	16	—	39	0-2	1-2	15,547
	MIN	2	1	1	—	4	10	6	5	—	21	1-2	5-10	
1/30	NYI	1	1	1	—	3	11	14	18	—	43	1-4	3-6	15,518
												Kaprizov (3)		
TOTALS		1	2	3	OT F	1	2	3	OT T				Goaltenders (Record, Saves-Shots)	
	NYI	2	2	1	—	5	21	23	20	—	64	1-5 (20.0)	6-12	
	MIN	2	2	5	—	9	24	14	21	—	60	1-4 (25.0)	5-10	

SERIES NOTES

2021-22: Minnesota won both meetings with a 5-2 victory at Xcel Energy Center (11/7) and a 4-3 win at UBS Arena (1/30)...**D Matt Dumba** led the Wild with four points (1-3=4)...**RW Brandon Duhaime** tallied three points (2-1=3)...**RW Matt Boldy** (1-1=2), **D Jonas Brodin** (1-1=2), **C Joel Eriksson Ek** (1-1=2), **C Ryan Hartman** (1-1=2) and **LW Kirill Kaprizov** (1-1=2) tallied two points each...**G Kaapo Kahkonen** went 2-0-0 with a 2.51 GAA and a .922 SV%...**LW Anders Lee** led the Islanders with three points (2-1=3)...**C Mathew Barzal** tallied two assists...**G Semyon Varlamov** made 34 saves in the first meeting...**G Ilya Sorokin** made 17 saves in the second contest in his first career action against Minnesota.

WILD LEADERS: **RW Mats Zuccarello** leads the Wild with 15 points (4-11=15) in 34 matches vs. the Islanders...**D Alex Goligowski** has 14 points (2-12=14) in 30 contests...**D Dumba** owns 10 points (1-9=10) in 10 games...**D Jared Spurgeon** has eight points (3-5=8) in 17 contests.

WILD GOALIES: **G Marc Andre-Fleury** is 27-12-6 with a 2.44 GAA, a .918 SV% and five shutouts in 47 games (45 starts) vs. the Islanders...**G Filip Gustavsson** is 0-1-0 with a 5.14 GAA and a .815 SV% in one start (12/7/21).

ISLANDERS LEADERS: **RW Kyle Palmieri** leads the Islanders with 13 points (5-8=13) in 19 games against Minnesota...Lee has 12 points (6-5=11) in 14 contests...**RW Josh Bailey** owns 11 points (2-9=11) in 20 games...**C Brock Nelson** has nine points (6-3=9) in 15 matches.

ISLANDERS GOALIES: **Varlamov** is 13-14-1 with a 2.26 GAA, a .928 SV% and one shutout in 29 games (28 starts) against Minnesota...Sorokin is 0-1-0 with a 4.19 GAA and a .810 SV% in one start.

CONNECTIONS: Minnesota General Manager **Bill Guerin** tallied 80 points (39-41=80) and 128 PIM in 142 games with the Islanders in two seasons (2007-09)...Wild Assistant Coach **Darby Hendrickson** skated in 16 games with the Islanders in 1995-96...**D Jared Spurgeon** was drafted by New York in the sixth round of the 2008 NHL Draft (156th overall)...**LW Jordan Greenway** is a native of Canton, N.Y.... Islanders Special Assignment Coach **Jacques Lemaire** was the first Head Coach in Wild history and posted a record of 293-255-108 in 656 games over eight seasons (2000-09)...He is Minnesota's all-time leader in games coached and victories and was the recipient of the Jack Adams Award as the NHL's top coach in 2003...**LW Kieffer Bellows** is from Edina...**RW Cal Clutterbuck** was selected by Minnesota in the third round of the 2006 NHL Draft (72nd overall) and collected 110 points and 1,457 hits in 346 contests with the Wild (2007-13)...Lee hails from Edina and played high school hockey at Edina and St. Thomas Academy...Nelson is from Warroad...**LW Zach Parise** collected 400 points (199-201=400) in 558 games during nine seasons with the Wild (2012-21)...The Minneapolis native ranks third in franchise history in goals and scoring.

FAST FACTS: The Wild is 8-5-1 in its last 14 matches against the Islanders, outscoring New York 39-21 in the eight wins...Fourteen of the 29 all-time meetings with the Islanders have been decided by one goal (8-4-2), including eight of the 14 matches at Xcel Energy Center (5-1-2).

2022-2023 MATCHUPS

Thur.	1/12	UBS Arena	6:30 p.m.	Tue.	2/28	Xcel Energy Center	7 p.m.
-------	------	-----------	-----------	------	------	--------------------	--------



Home Ice (Cap., Built)..... Madison Square Garden (18,006, 1968)
Mailing Address..... 12 Pennsylvania Plaza, 14th Floor
New York, NY 10121
Telephone..... 212.465.6486
Website..... newyorkrangers.com
Twitter..... @NYRangers
Founded..... 1926-27
Stanley Cup Titles..... 4; 1928, 1933, 1940, 1994
Colors..... Blue, Red and White

Executive Chairman	James L. Dolan
President & GM/Alt. Gov.	Chris Drury
Head Coach	Gerard Gallant
Assistant Coach	Gord Murphy
Assistant Coach	Mike Kelly
Assistant Coach	Jim Midgley
Goaltending Coach	Benoit Allaire

WILD vs. NEW YORK RANGERS

2021-22 Wild Record: 2-0-0 (1-0-0 at Xcel Energy Center, 1-0-0 at New York)
All-Time Wild Record: 14-13-3 (8-6-2 at Xcel Energy Center, 6-7-1 at New York)

Date	Opp.	Scoring By Period					Shots By Period					Power Plays	Penalties/ Minutes	Game-Winning Goal	Goaltender (Saves-Shots)		Attn.
		1	2	3	OT	F	1	2	3	OT	F				1	2	
1/28	MIN	0	2	1	—	3	5	19	10	—	34	1-2	3-6	Gaudreau (1)		Talbot (25-27)	
	NYR	2	0	0	—	2	12	7	8	—	27	0-2	3-6			Shesterkin (31-34)	*18,006
3/8	NYR	0	2	0	—	2	6	7	12	—	25	0-0	1-2			Georgiev (23-28)	
	MIN	2	3	0	—	5	6	11	11	—	28	1-1	0-0	Fiala (3)		Talbot (23-25)	*18,356
TOTALS		1	2	3	OT	F	1	2	3	OT	F	Power Plays (%)	Penalties/ Minutes	Goaltenders (Record, Saves-Shots)			
	NYR	2	2	0	—	4	18	14	20	—	52	0-2 (0.00)	4-8	Shesterkin (0-1-0, 31-34); Georgiev (0-1-0, 23-28)			
	MIN	2	5	1	—	8	11	30	21	—	62	2-3 (66.7)	3-6	Talbot (2-0-0, 48-52)			

SERIES NOTES

2021-22: The Wild went 2-0-0 against the Rangers with a 3-2 victory at Madison Square Garden (1/28) and a 5-2 win at Xcel Energy Center (3/8)...**LW Kevin Fiala** Minnesota with four points (3-1-4)...**LW Marcus Foligno** (1-2=3) and **RW Mats Zuccarello** (1-2=3) tallied three points each...**RW Matt Boldy** (0-2=2), **C Ryan Hartman** (1-1=2) and **LW Kirill Kaprizov** (0-2=2) recorded two points each...**G Cam Talbot** went 2-0-0 with a 2.00 GAA and a .923 SV% in two starts...**D Jacob Trouba** (0-2=2) and **Mika Zibanejad** (1-1=2) led New York with two points each...**G Igor Shesterkin** made 31 saves in the first contest in his first career start against the Wild...**G Alexander Georgiev** made 23 saves in the second meeting.

WILD LEADERS: D **Alex Goligoski** leads Minnesota with 15 points (2-13=15) in 27 games against the Rangers...Foligno owns 12 points (4-8=12) in 22 matches...D **Matt Dumba** has nine points (4-5=9) in 12 contests.

WILD GOALIES: G **Marc-Andre Fleury** is 33-19-9 with a 2.76 GAA, a .908 SV% and four shutouts in 62 career games (61 starts) against the Rangers... G **Filip Gustavsson** is 0-1-0 with a 2.05 GAA and a .939 SV% in one career start (2/20/22).

RANGERS LEADERS: LW **Artemi Panarin** leads New York with 18 points (5-13=18) in 17 games against the Wild...Trouba owns 10 points (2-8=10) in 26 contests...Zibanejad has nine points (6-3=9) in 15 games.

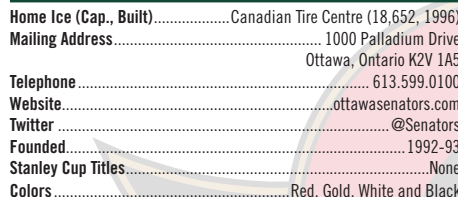
RANGERS GOALIES: G Jaroslav Halak is 5-3-4 with a 2.12 GAA, a .925 SV% and two shutouts in 14 career starts against Minnesota...Shesterkin is 0-1-0 with a 3.05 GAA and a .912 SV% in one start.

CONNECTIONS: Zuccarello skated in 509 games with New York, recording 352 points (113-239=352) in nine seasons (2010-19)...Rangers Hockey Consultant **Doug Risebrough** served as the Wild's General Manager (2000-09)...New York Director of Player Development **Jed Ortmeyer** played in 39 games with Minnesota (2010-12)...**C Jonny Brodzinski** is from Ham Lake and skated in three seasons at St. Cloud State University (2012-15)...**D K'Andre Miller** was born in Saint Paul and played two seasons at Minnetonka High School (2014-16)...**D Ryan Lindgren** hails from Burnsville and skated in two seasons at the University of Minnesota (2016-18)

FAST FACTS: Minnesota is on an eight-game point streak against New York (6-0-2)...The Wild is 8-4-1 in its last 13 games against the Rangers in Saint Paul, with seven of those games decided by one goal...Minnesota is on a five-game point streak at Madison Square Garden (4-0-1), outscoring the Rangers 20-11.

2022-2023 MATCHUPS

Thur.	10/13	Xcel Energy Center	7 p.m.	Tue.	1/10	Madison Square Garden	6 p.m.
-------	-------	--------------------	--------	------	------	-----------------------	--------



General Manager.....	Pierre Dorion
Head Coach.....	DJ Smith
Associate Coach.....	Jack Capuano
Assistant Coach.....	Davis Payne
Assistant Coach.....	Bob Jones
Golfing Coach.....	Zac Bierke

WILD vs. OTTAWA SENATORS

2021-22 Wild Record: 1-1-0 (1-0-0 at Xcel Energy Center, 0-1-0 at Ottawa)
All-Time Wild Record: 13-10-4 (7-5-2 at Xcel Energy Center, 6-5-2 at Ottawa)

Date	Opp.	Scoring By Period					Shots By Period					Power Plays	Penalties/ Minutes	Game-Winning Goal	Goaltender (Saves-Shots)		Attn.
		1	2	3	OT	F	1	2	3	OT	F				1	2	
10/26	OTT	1	3	0	0	4	7	12	9	0	28	1-4	5-13			Gustavsson (38-43)	
	MIN	3	1	0	1	5	13	10	19	1	43	1-4	5-13	Kaprizov (1)		Talbot (24-28)	15,276
	MIN	0	2	1	–	3	11	19	13	–	43	0-3	4-8			Talbot (30-34)	
2/22	OTT	2	1	1	–	4	13	8	13	–	34	1-4	3-6	Chabot (1)		Forsberg (40-43)	7,602
TOTALS		1	2	3	OT	F	1	2	3	OT	F	Power Plays (%)	Penalties/ Minutes	Goaltenders (Record, Saves-Shots)			
	OTT	3	4	1	0	8	20	20	22	0	62	2-8 (25.0)	8-19	Gustavsson (0-0-1, 38-43); Forsberg (1-0-0, 40-43)			
	MIN	3	3	1	1	8	24	29	32	1	86	1-7 (14.3)	9-21	Talbot (1-1-0, 54-62)			

SERIES NOTES

2021-22: Minnesota went 1-1-0 against Ottawa...The Wild earned a 5-4 overtime victory at Xcel Energy Center (11/2) and lost 4-3 at Canadian Tire Centre (2/22)...LW Kevin Fiala led the Wild with four points (1-3=4)...LW **Marcus Foligno** (2-0=2), LW **Kirill Kaprizov** (1-1=2), D **Jon Merrill** (1-1=2) and D **Jared Spurgeon** (1-1=2) tallied two points each...G Cam Talbot went 1-1-0 with a 3.97 GAA and a .871 SV% in two starts...**Thomas Chabot** led the Senators with three points (2-1-3)...RW **Drake Batherson** (1-1=2), D Michael Del Zotto (0-2=2), C **Josh Norris** (1-1=2), **Tim Stutzle** (1-1=2) and LW Chris Tierney (1-1=2) recorded two points each...G Filip Gustavsson made 38 saves in the first meeting...**G. Anton Forsberg** made 40 saves in the second contest.

WILD LEADERS: RW **Mats Zuccarello** leads Minnesota with 14 points (5-9=14) in 16 matches vs. Ottawa...D **Alex Goligoski** has 13 points (2-11=13) in 22 contests...D **Matt Dumba** owns 10 points (6-4=10) in 13 games...Spurgeon has nine points (4-5=9) in 15 contests.

WILD GOALIES: G **Marc-Andre Fleury** is 19-10-2 with a 3.17 GAA, a .899 SV% and one shutout in 36 career games (34 starts) against Ottawa...G **Filip Gustavsson** has not faced the Senators.

SENATORS LEADERS: RW **Claude Giroux** leads Ottawa with 11 points (4-7=11) in 17 games against the Wild...Chabot owns four points (3-1=4) in seven games...D **Travis Harmonic** has four points (2-2=4) in 19 contests.

SENATORS GOALIES: Forsberg is 1-2-0 with a 2.36 GAA and a .931 SV% in three career starts against Minnesota...Talbot is 7-7-1 with a 2.28 GAA and a .929 SV% in 15 starts.

CONNECTIONS: Gustavsson went 10-13-3 with a 3.12 GAA and a .905 SV% in 27 games in two seasons with Ottawa (2020-22)...Talbot went 81-51-20 with a 2.60 GAA, a .913 SV% and five shutouts in 82 games with the Wild (2020-22).

FAST FACTS: Minnesota has earned points in 13 of its last 17 contests against Ottawa (11-4-2) dating back to Oct. 11, 2011...The Wild is on a five-game point streak at Canadian Tire Centre (4-0-1) and is 5-1-2 in its last eight games in Ottawa...The Wild has won six of its last eight meetings at Xcel Energy Center (6-2-0).

2022-2023 MATCHUPS

Sat.	10/27	Canadian Tire Centre	6 p.m.	Sun.	12/18	Xcel Energy Center	1 p.m.
------	-------	----------------------	--------	------	-------	--------------------	--------



PHILADELPHIA FLYERS

TEAM INFORMATION

Home Ice (Cap., Built).....Wells Fargo Center (19,173, 1996)
Mailing Address.....3601 South Broad Street
Philadelphia, PA 19148
Telephone.....215.465.4500
Website.....philadelphiaflyers.com
Twitter.....@NHLFlyers
Founded.....1967-68
Stanley Cup Titles.....2; 1974, 1975
Colors.....Orange, Black and White

DIRECTORY

Chairman & CEO.....Dave Scott
President of Hockey Ops. & GM, Alt. Governor.....Chuck Fletcher
Head Coach.....John Tortorella
Assistant Coach.....Nick Schultz
Assistant Coach.....Brad Shaw
Assistant Coach.....Rocky Thompson
Assistant Coach.....Darryl Williams
Goaltending Coach.....Kim Dillabaugh

WILD vs. PHILADELPHIA FLYERS

2021-22 Wild Record: 2-0-0 (1-0-0 at Xcel Energy Center, 1-0-0 at Philadelphia)
All-Time Wild Record: 11-15-2 (6-5-2 at Xcel Energy Center, 5-10-0 at Philadelphia)

Date	Opp.	Scoring By Period				Shots By Period				Power Plays	Penalties/Minutes	Game-Winning Goal	Goaltender (Saves-Shots)	Attn.
		1	2	3	OT F	1	2	3	OT T					
	MIN	2	1	2	-	5	12	12	14	-	38	0-1	Talbot (26-30)	
3/3	PHI	2	1	1	-	4	10	6	14	-	30	1-3	Hart (33-38)	13,876
	PHI	0	0	1	-	1	12	4	17	-	33	1-4	Jones (33-37)	
1/16	MIN	2	2	0	-	4	16	13	8	-	37	1-3	Fleury (32-33)	17,874
TOTALS		1	2	3	OT F	1	2	3	OT T				Goaltenders (Record, Saves-Shots)	
	PHI	2	1	2	-	5	22	10	31	-	63	2-7 (28.6)	Hart (0-1-0, 33-38); Jones (33-37)	
	MIN	4	3	2	-	9	28	25	22	-	75	1-4 (25.0)	Talbot (1-0-0, 26-30); Fleury (1-0-0, 32-33)	

SERIES NOTES

2021-22: Minnesota swept the season series 2-0-0 against Philadelphia...Minnesota earned a 5-4 victory in its first meeting at Wells Fargo Center (3/3) and won 4-1 at Xcel Energy Center (3/29)...LW Kevin Fiala (1-2=3) and C Frederick Gaudreau (1-2=3) led the Wild with three points each...C Ryan Hartman (2-0=2) and C Joel Eriksson Ek (0-2=2) had two points each...G Cam Talbot had 26 saves in the first meeting...G Marc-Andre Fleury recorded 32 saves in the second contest...C Scott Laughton led the Flyers with two points (1-1=2)...C Patrick Brown, C Morgan Frost, RW Travis Konecny and LW James van Riemsdyk all scored goals against the Wild...G Carter Hart recorded 33 saves in the first meeting...G Martin Jones made 33 saves in the second contest.

WILD LEADERS: RW Mats Zuccarello leads the Wild with 17 points (4-13=17) in 29 matches against the Flyers...D Alex Goligoski owns 16 points (5-11=16) in 31 contests...D Jared Spurgeon has recorded eight points (1-7=8) in 15 games.

WILD GOALIES: Fleury is 31-19-2 with a 2.87 GAA, a .901 SV% and three shutouts in 58 career games against Philadelphia...G Filip Gustavsson has not appeared in a game against Philadelphia.

FLYERS LEADERS: James van Riemsdyk leads the Flyers with nine points (8-1=9) in 16 matches against the Wild...D Tony DeAngelo has eight points (1-7=8) in nine matchups...RW Cam Atkinson has eight points (6-2=8) in 16 games...D Ryan Ellis owns eight points (3-5=8) in 32 contests.

FLYERS GOALIES: G Carter Hart is 1-2-0 with a 4.08 GAA and a .883 SV% in three starts against the Wild...G Troy Grosenick has not faced Minnesota.

CONNECTIONS: Minnesota Goaltending Coach Frederic Chabot went 0-1-1 in four games with the Flyers in the 1993-94 season...Hartman skated in 19 games with Philadelphia during the 2018-19 season...Philadelphia President of Hockey Operations and General Manager Chuck Fletcher served nine seasons as the Wild's General Manager (2009-18)...Flyers Vice President & Assistant General Manager Brent Flahr served as Wild Assistant General Manager (2009-18) before joining Philadelphia...Philadelphia Assistant Coach Nick Schultz was selected by Minnesota in the second round (33rd overall) of the 2000 NHL Draft and totaled 128 points (26-102=128) in 743 games in 10 seasons with the Wild (2001-12)...Flyers Assistant Coach John Torchetti served as the Wild's interim head coach during the 2015-16 season and as the team's AHL head coach for Houston (2011-13) and Iowa (2014-16)...D Nick Seeler was selected by the Wild in the fifth round (131st overall) of the 2011 NHL draft and collected 11 points (2-9=11) in 99 games with Minnesota (2017-20)...D Justin Braun is a native of Minneapolis...LW Noah Cates is from Stillwater and played four seasons at the University of Minnesota Duluth (2018-22).

FAST FACTS: The Wild is 5-2-0 in its last seven contests against the Flyers, and have won the last three meetings between the two teams...Minnesota's five goals on March 3, 2022, set a new team-high against Philadelphia...Minnesota has posted back-to-back shutouts twice against Philadelphia (last, 11/11-11/14/17)...First time was Feb. 10-12, 2003, which also marked the first back-to-back shutouts in team history...The Wild has shutout the Flyers five times in the 28 all-time meetings - tied for its most shutouts against an Eastern Conference team...Philadelphia has shutout Minnesota once (3/15/01).

2022-2023 MATCHUPS

Thur.	1/26	Xcel Energy Center	7 p.m.	Thur.	3/23	Wells Fargo Center	5:30 p.m.
-------	------	--------------------	--------	-------	------	--------------------	-----------

PITTSBURGH PENGUINS



TEAM INFORMATION

Home Ice (Cap., Built).....PPG Paints Arena (18,187, 2010)
Mailing Address.....1001 Fifth Avenue
Pittsburgh, PA 15219
Telephone.....412.642.1300
Website.....pittsburghpenguins.com
Twitter.....@penguins
Founded.....1967-68
Stanley Cup Titles.....5; 1991, 1992, 2009, 2016, 2017
Colors.....Black, Gold and White

DIRECTORY

Co-Owner/Chairman.....Mario Lemieux
General Manager.....Ron Hextall
President of Hockey Operations.....Brian Burke
Head Coach.....Mike Sullivan
Assistant Coach.....Todd Reirdan
Assistant Coach.....Mike Vellucci
Goaltending Coach.....Andy Chiodo

WILD vs. PITTSBURGH PENGUINS

2021-22 Wild Record: 1-1-0 (0-0-1 at Xcel Energy Center, 1-0-0 at Pittsburgh)
All-Time Wild Record: 14-13-2 (6-6-2 at Xcel Energy Center, 8-7-0 at Pittsburgh)

Date	Opp.	Scoring By Period				Shots By Period				Power Plays	Penalties/Minutes	Game-Winning Goal	Goaltender (Saves-Shots)	Attn.
		1	2	3	OT F	1	2	3	OT T					
	MIN	1	1	2	0	5	11	13	12	4	40	0-2	Talbot (35-39)	
11/7	PIT	2	1	1	0	4	10	16	10	3	39	0-2	Jarry (36-40)	17,181
	PIT	1	2	0	1	4	9	16	7	7	39	1-5	DeSmith (28-31)	
3/31	MIN	1	1	0	1	3	14	10	5	2	31	1-4	Talbot (35-39)	18,978
TOTALS		1	2	3	OT F	1	2	3	OT T				Goaltenders (Record, Saves-Shots)	
	PIT	3	3	1	1	8	19	32	17	10	78	1-7 (14.3)	Jarry (0-0-1, 36-40); DeSmith (1-0-0, 28-31)	
	MIN	2	2	3	0	8	25	23	17	6	71	1-6 (16.7)	Talbot (1-0-1, 70-78)	

SERIES NOTES

2021-22: Minnesota went 1-0-1 against Pittsburgh...The Wild earned a 5-4 shootout victory at PPG Paints Arena (11/6) and lost 4-3 in overtime at Xcel Energy Center (3/31)...C Frederick Gaudreau (1-2=3) and D Jared Spurgeon (1-2=3) led the Wild with three points each...LW Matt Boldy (0-2=2), D Matt Dumba (1-1=2), C Ryan Hartman (1-1=2) and LW Kirill Kaprizov (0-2=2) recorded two points each...G Cam Talbot went 1-0-1 with a 3.83 GAA and a .897 SV% in two starts...RW Kasperii Kapanen (3-0=3), RW Bryan Rust (0-3=3) and LW Jason Zucker (0-3=3) tallied tree points each...LW Jake Guentzel and RW Rickard Rakell tallied two goals each...G Tristan Jarry made 36 saves in the first meeting...G Casey DeSmith made 28 saves in the second contest.

WILD LEADERS: RW Mats Zuccarello leads the Wild with 20 points (6-14=20) in 32 matches against the Penguins...D Jonas Brodin owns nine points (2-7=9) in 16 games...Jared Spurgeon has eight points (3-5=8) in 16 contests...LW Marcus Foligno owns six points (1-5=6) in 22 games.

WILD GOALIES: G Marc-Andre Fleury is 4-3-0 with a 3.06 GAA, a .905 SV% and one shutout in seven starts vs Pittsburgh...G Filip Gustavsson is 1-1-0 with a 3.44 GAA and a .895 SV% in two starts.

PENGUINS LEADERS: C Jeff Carter leads the Penguins with 30 points (14-16=30) in 41 contests vs. the Wild...C Sidney Crosby has 28 points (8-20=28) in 20 games...Malkin owns 21 points (10-11=21) in 16 matches...Kris Letang has 15 points (2-13=15) in 18 contests.

PENGUINS GOALIES: Jarry is 1-0-1 with a 3.37 GAA and a .899 SV% in two career starts vs. the Wild...DeSmith is 4-0-0 with a 2.22 GAA and a .931 SV% in four career starts...G Dustin Tokarski has not faced Minnesota.

CONNECTIONS: Minnesota General Manager Bill Guerin totaled 57 points (26-31=57) in 95 games with Pittsburgh in two seasons (2008-10), winning the Stanley Cup in 2009...Guerin spent eight seasons in the Penguins front office (2011-19), including five seasons (2014-19) as Assistant General Manager where he won two more Stanley Cups (2016, 2017)...Fleury was selected by the Penguins first overall in the 2003 NHL Draft and went 375-216-68 with a 2.58 GAA, a .912 SV% and 44 shutouts in 691 career games (667 starts) in 13 seasons (2003-17)...He posted a 62-51 record with a 2.65 GAA, a .908 SV% and 10 shutouts in 115 career playoff contests (113 starts) with Pittsburgh and win the Stanley Cup in 2009, 2016 and 2017...Gaudreau collected 10 points (2-8=10) in 19 games with the Penguins in the 2020-21 season...D Alex Goligoski was drafted by the Penguins in the second round (61st overall) of the 2004 NHL Draft and recorded 90 points (23-67=90) in 177 games during parts of four seasons with Pittsburgh (2007-11) and won the Stanley Cup in 2009...Gustavsson was selected by Pittsburgh in the second round (55th overall) of the 2016 NHL Draft...D Calen Addison was selected by the Penguins in the second round (53rd overall) of the 2018 NHL Draft...RW Josh Archibald played two seasons at Brainerd High School (2009-11)...Crosby played at Shattuck St. Mary's (2002-03)...Guentzel played high school hockey at Hill-Murray...C Ryan Poehling is from Lakeville and played at St. Cloud State University for three seasons (2016-19)...Zucker was selected by Minnesota in the second round (59th overall) of the 2010 NHL Draft and collected 243 points (132-111=243) in 456 games in nine seasons (2011-20) with the Wild.

FAST FACTS: The Wild went 9-2-1 in its first 12 meetings against the Penguins and is 4-5-1 in its last 10 meetings.

2022-2023 MATCHUPS

Thur.	11/17	Xcel Energy Center	7 p.m.	Thur.	4/6	PPG Paints Arena	6 p.m.
-------	-------	--------------------	--------	-------	-----	------------------	--------



SAN JOSE SHARKS

TEAM INFORMATION

Home Ice (Cap., Built).....SAP Center at San Jose (17,562, 1993)
Mailing Address.....525 West Santa Clara St.
San Jose, CA 95113
Telephone.....408.287.7070
Website.....sjs Sharks.com
Twitter.....@SanJoseSharks
Founded.....1991-92
Stanley Cup Titles.....None
Colors.....Deep Pacific Teal, Burnt Orange and Black

DIRECTORY

Owner.....Hasso Plattner
President.....Jonathan Becher
General Manager.....Mike Grier
Head Coach.....David Quinn
Assistant Coach.....Scott Gordon
Assistant Coach.....Ryan Warsofsky
Assistant Coach.....Brian Wiseman
Director, Goaltending.....Evgeni Nabokov
Goaltending Coach.....Thomas Speer

WILD vs. SAN JOSE SHARKS

2021-22 Wild Record: 2-1-0 (1-1-0 at Xcel Energy Center, 1-0-0 at San Jose)

All-Time Wild Record: 36-35-8 (20-15-4 at Xcel Energy Center, 16-20-4 at San Jose)

Date	Opp.	Scoring By Period					Shots By Period					Power Plays	Penalties/Minutes	Game-Winning Goal	Goaltender (Saves-Shots)	Attn.
		1	2	3	OT	F	1	2	3	OT	F					
	SJ	2	1	1	-	4	9	8	4	-	21	0-3	4-14	Meier (2)		
11/16	MIN	0	1	0	-	1	7	13	7	-	27	0-2	5-16		Talbot (17-21)	15,367
	MIN	1	2	2	-	5	10	8	9	-	27	2-3	3-6	Greenway (2)	Talbot (33-35)	
12/9	SJ	0	0	2	-	2	9	7	19	-	35	1-3	3-6		Hill (22-25)	10,782
	SJ	1	2	1	0	4	6	15	9	0	30	0-3	5-10		Reimer (23-28)	
4/17	MIN	2	1	1	1	5	11	6	10	1	28	0-5	3-6	Spurgeon (2)	Fleury (26-30)	*19,029
TOTALS		1	2	3	OT	F	1	2	3	OT	F	Power Plays (%)	Penalties/Minutes	Goaltenders (Record, Saves-Shots)		
	SJ	3	3	4	0	10	24	30	32	0	86	1-9 (11.1)	12-30	Reimer (1-0-1, 49-55); Hill (0-1-0, 22-25)		
	MIN	3	4	3	1	11	28	27	26	1	82	2-10 (20.0)	11-28	Talbot (1-1-0, 50-56)		

SERIES NOTES

2021-22: The Wild went 2-1-0 against San Jose... The Wild dropped the first game, 4-1, at Xcel Energy Center (11/16), won the second game, 5-2, at SAP Center at San Jose (12/9), and won the third meeting at San Jose, 5-4 (4/17)... LW Kevin Fiala led the Wild with seven points (2-5=7)... C Joel Eriksson Ek (2-1=3) and C Frederick Gaudreau (0-3=3) had three points each... RW Jordan Greenway (2-0=2) and LW Kirill Kaprizov (1-1=2) had two points apiece... G Cam Talbot went 1-1-0 with a 3.11 GAA and a .893 SV% in the first two contests... G Marc-Andre Fleury made 26 saves in the third meeting... C Tomas Hertl led San Jose with four points (2-2=4)... C Logan Couture had three points (0-3=3)... G James Reimer went 1-0-1 with a 2.97 GAA and .891 SV% in two starts... G Adin Hill made 22 saves in the second contest.

WILD LEADERS: RW Mats Zuccarello leads the Wild with 22 points (7-15=22) in 25 contests against the Sharks... D Alex Goligoski owns 18 points (3-15=18) in 50 games... D Jared Spurgeon has 16 points (7-9=14) in 38 matches.

WILD GOALIES: G Fleury is 17-5-4 with a 1.87 GAA, a .939 SV% and three shutouts in 26 starts vs. San Jose... G Filip Gustavsson has not faced San Jose.

SHARKS LEADERS: Couture leads the Sharks with 28 points (13-15=28) in 42 career games against the Wild... D Erik Karlsson has 27 points (8-19=27) in 24 matches... Hertl owns 20 points (8-12=20) in 27 games.

SHARKS GOALIES: Reimer is 6-4-1 with a 2.41 GAA, a .925 SV% and two shutouts in 12 games (11 starts)... G Kaapo Kahkonen has not faced Minnesota.

CONNECTIONS: Minnesota General Manager Bill Guerin skated in 16 games with San Jose during the 2006-07 season... Wild Head Coach Dean Evason collected 57 points (23-34=57) and 231 PIM in 158 contests with the Sharks over two seasons (1991-93)... D Jake Middleton recorded 12 points (3-9=12) and 82 PIM in 59 games for San Jose in parts of four seasons (2018-2022)... C Nick Bonino recorded 26 points (10-16=26) in 55 games with the Wild during the 2020-21 season... Kahkonen was selected by Minnesota in the fourth round (109th overall) of the 2014 NHL Draft and went 31-17-4 with a 2.89 GAA, a .907 SV% and two shutouts in 54 games (51 starts) with the Wild (2019-22)... C Luke Kunin was drafted by Minnesota in the first round (15th overall) of the 2016 NHL Draft and totaled 52 points (23-29=52) in 131 games in three seasons with the Wild (2017-20)... C Scott Reedy hails from Prior Lake and played four seasons at the University of Minnesota (2017-21)... C Nico Sturm tallied 36 points (20-16=36) in 111 games in parts of four seasons with the Wild (2018-22).

FAST FACTS: Minnesota has won five of the last six meetings vs. San Jose... The Wild is 20-14-3 in its last 37 games vs. San Jose, including a six-game win streak (1/5/17-4/7/18)... Minnesota is 13-6-1 in its last 20 contests against the Sharks at Xcel Energy Center... The Wild has points in nine of the last 13 games played at SAP Center at San Jose (8-4-1).

2022-2023 MATCHUPS

Sun.	11/13	Xcel Energy Center	5 p.m.	Sat.	3/11	SAP Center at San Jose	9:30 p.m.
Thur.	12/22	SAP Center at San Jose	9:30 p.m.				

SEATTLE KRAKEN



TEAM INFORMATION

Home Ice (Cap., Built).....Climate Pledge Arena (17,100, 2021)
Mailing Address.....16 W. Harrison St., Suite 200
Seattle, WA 98119
Telephone.....206-460-7825
Website.....nhl.com/kraken
Twitter.....@SeattleKraken
Founded.....2021-22
Stanley Cup Titles.....None
Colors Deep Sea Blue, Boundless Blue, Ice Blue, Shadow Blue and Red Alert

DIRECTORY

Owner/Chairman.....David Bonderman
CEO.....Tod Leiweke
EVP, General Manager.....Ron Francis
Head Coach.....Dave Hakstol
Assistant Coach.....Jay Leach
Assistant Coach.....Dave Lowry
Assistant Coach.....Paul McFarland
Goaltending Coach.....Steve Biere

WILD vs. SEATTLE KRAKEN

2021-22 Wild Record: 2-1-0 (1-0-0 at Xcel Energy Center, 1-1-0 at Seattle)

All-Time Wild Record: 2-1-0 (1-0-0 at Xcel Energy Center, 1-1-0 at Seattle)

Date	Opp.	Scoring By Period					Shots By Period					Power Plays	Penalties/Minutes	Game-Winning Goal	Goaltender (Saves-Shots)	Attn.
		1	2	3	OT	F	1	2	3	OT	F					
	MIN	1	0	0	-	1	10	5	16	-	31	0-2	3-8		Talbot (34-36)	
10/28	SEA	1	1	2	-	4	13	17	8	-	38	0-4	2-4	Fleury (1)	Grubauer (30-31)	*17,151
	MIN	1	2	1	-	4	6	9	7	-	22	0-1	3-6	Pitlick (1)	Talbot (28-30)	
11/13	SEA	0	0	2	-	2	3	13	14	-	30	1-3	1-2		Grubauer (18-21)	*17,151
	SEA	2	0	1	-	3	7	12	9	-	28	1-2	6-15		Grubauer (29-35)	
4/22	MIN	1	5	0	-	6	10	14	11	-	35	3-5	3-9	Hartman (7)	Fleury (25-28)	*19,047
TOTALS		1	2	3	OT	F	1	2	3	OT	F	Power Plays (%)	Penalties/Minutes	Goaltenders (Record, Saves-Shots)		
	SEA	3	1	5	-	9	23	42	31	-	96	2-9 (22.2)	9-21	Grubauer (1-2-0, 77-87)		
	MIN	3	7	1	-	11	26	28	34	-	88	3-8 (37.5)	9-23	Talbot (1-1-0, 62-66); Fleury (1-0-0, 25-28)		

SERIES NOTES

2021-22: Minnesota went 2-1-0 against Seattle... The Wild lost its first-ever contest against Seattle, 4-1, at Climate Pledge Arena (10/28), earned a 4-2 victory at Seattle (11/13) and won 6-3 at Xcel Energy Center (4/22)... LW Kevin Fiala (0-5=5), C Ryan Hartman (2-3=5) and LW Kirill Kaprizov (1-4=5) led the Wild with five points each... C Joel Eriksson Ek tallied three points (2-1=3)... LW Rem Pitlick notched a hat trick in the second meeting... G Cam Talbot went 1-1-0 with a 2.03 GAA and a .939 SV% in two starts... G Marc-Andre Fleury made 25 saves in the third meeting... RW Jonas Donskoi (0-2=2), D Haydn Fleury (2-0=2), C Yanni Gourde (1-1=2), LW Marcus Johansson (1-1=2), LW Jared McCann (0-2=2), C Jaden Schwartz (0-2=2) and C Alex Wennberg (1-1=2) led the Kraken with two points each... G Philipp Grubauer went 1-2-0 with a 3.41 GAA and a .885 SV% in three starts.

WILD LEADERS: Hartman (2-3=5) and Kaprizov (1-4=5) lead the Wild with five points each in three games against Seattle... C Tyson Jost owns four assists in three games... Eriksson Ek has three points (2-1=3) in three games.

WILD GOALIES: Fleury is 2-0-1 with a 2.27 GAA and a .929 SV% in three career starts vs. the Kraken... G Filip Gustavsson has not faced Seattle.

KRAKEN LEADERS: Schwartz leads the Kraken with 27 points (13-14=27) in 38 contests vs. Minnesota... RW Jordan Eberle has 23 points (7-16=23) in 34 games... LW Andre Burakovsky owns 15 points (4-11=15) in 23 contests... Donskoi has 12 points (5-7=12) in 25 matches.

KRAKEN GOALIES: Grubauer is 9-6-0 with a 2.87 GAA, a .899 SV% and one shutout in 15 career starts against the Wild... G Chris Driedger is 0-1-0 with a 3.10 GAA and a .880 SV% in one career start vs. Minnesota (12/3/19)... G Martin Jones is 10-10-2 with a 2.97 GAA, a .894 SV% and three shutouts in 24 games (23 starts) against the Wild.

CONNECTIONS: D Will Borgen hails from Moorhead and skated in four seasons at St. Cloud State University (2015-18)... C Ryan Donato tallied 39 points (18-21=39) in 84 games in parts of two seasons with Minnesota (2018-20)... C Karson Kuhlman hails from Esko and skated in four seasons at the University of Minnesota Duluth (2014-18)... D Carson Soucy was selected by Minnesota in the fifth round (137th overall) of the 2013 NHL Draft and tallied 31 points (8-23=31) in 108 games during three seasons with the Wild (2017-18, 2019-21)... Kraken television analyst J.T. Brown recorded eight points (3-5=8) in 56 games with Minnesota in 2018-19.

2022-2023 MATCHUPS

Thur.	11/3	Xcel Energy Center	7 p.m.	Mon	3/27	Xcel Energy Center	7 p.m.
Fri.	11/11	Climate Pledge Arena	9 p.m.				



ST. LOUIS BLUES

TEAM INFORMATION

Home Ice (Cap., Built).....Enterprise Center (18,096, 1994)
Mailing Address.....1401 Clark Avenue at Brett Hull Way
St. Louis, MO 63103
.....314.622.2500
Telephone.....stlouisblues.com
Website.....@StLouisBlues
Twitter.....1967-68
Founded.....2019
Stanley Cup Titles.....White, Navy, Blue and Gold
Colors.....

DIRECTORY

Chairman/Governor.....Tom Stillman
President of Hockey Ops/GM/Alt. Governor.....Doug Armstrong
Vice President, Hockey Operations.....Peter Chiarelli
Head Coach.....Craig Berube
Assistant Coach.....Craig MacTavish
Assistant Coach.....Mike Van Ryn
Assistant Coach.....Steve Ott
Goaltending Coach.....David Alexander

WILD vs. ST. LOUIS BLUES

2021-22 Wild Record: 0-1-2 (0-1-0 at Xcel Energy Center, 0-0-2 at St. Louis)

All-Time Wild Record: 37-32-19 (24-13-8 at Xcel Energy Center, 13-19-11 at St. Louis)

Date	Opp.	Scoring By Period					Shots By Period					Power Plays	Penalties/ Minutes	Game-Winning Goal	Goaltender (Saves-Shots)	Attn.
		1	2	3	OT	F	1	2	3	OT	T					
	STL	1	5	0	-	6	14	14	4	-	32	1-3	4-8	Kyrou (1)	Binnington (29-33)	
1/1	MIN	1	1	2	-	4	6	9	18	-	33	0-4	3-6	TALBOT (22-28); Kahkonen (4-4)	*38,619	
	MIN	1	1	1	0	3	11	11	16	0	38	0-2	3-6	Talbot (24-28)		
4/8	STL	1	0	2	1	4	12	6	9	1	28	1-2	3-6	Thomas (5)	Husso (35-38)	*18,096
	MIN	0	1	4	0	5	14	13	9	0	36	1-3	6-14	Talbot (24-30)		
4/17	STL	1	3	1	1	6	9	11	9	1	30	0-4	6-12	Schenn (X)	Husso (31-36)	*18,096
TOTALS		1	2	3	OT	F	1	2	3	OT	T	Power Plays (%)	Penalties/ Minutes	Goaltenders (Record, Saves-Shots)		
	STL	3	8	3	2	16	35	31	22	2	90	2-9 (22.2)	13-26	Binnington (1-0-0, 29-33); Husso (2-0-0, 66-74)		
	MIN	2	3	7	0	12	31	33	43	0	107	1-9 (11.1)	12-26	Talbot (0-1-2, 70-86); Kahkonen (0-0-0, 4-4)		

SERIES NOTES

2021-22: The Wild went 0-1-2 against the Blues...Minnesota fell 6-4 in the 2022 Discover NHL Winter Classic at Target Field (1/1), lost 4-3 in overtime at Enterprise Center (4/8) and lost 6-5 in overtime in St. Louis (4/16)...LW **Kirill Kaprizov** led the Wild with six points (3-3=6)...C **Ryan Hartman** tallied five points (3-2=5)...LW Kevin Fiala (2-1=3) and RW **Mats Zuccarello** (0-3=3) collected three points each...G Cam Talbot went 0-1-2 with a 5.92 GAA and a .814 SV% in three starts...LW **Pavel Buchnevich** (2-3=5) and C **Robert Thomas** (1-4=5) led the Blues with five points apiece...C **Ivan Barbashev** (2-2=4), C Jordan Kyrou (2-2=4) and C **Brayden Schenn** (2-2=4) registered four points each...G **Jordan Binnington** made 29 saves in the first game...G Ville Husso went 2-0-0 with a 3.92 GAA and a .892 SV% in two starts.

WILD LEADERS: D **Alex Goligoski** leads the Wild with 21 points (6-15=21) in 48 games vs. the Blues...Zuccarello has 15 points (7-8=15) in 24 contests...D **Matt Dumma** owns 13 points (7-6=13) in 30 matches...D **Jonas Brodin** has 12 points (3-9=12) in 40 games.

WILD GOALIES: G **Marc-Andre Fleury** is 9-12-2 with a 2.76 GAA and a .912 SV% in 23 career starts vs St. Louis. G **Filip Gustavsson** has not faced the Blues.

BLUES LEADERS: C **Ryan O'Reilly** owns 33 points (16-17=33) in 52 games against Minnesota...RW **Vladimir Tarasenko** has 30 points (13-17=30) in 33 contests...D **Torey Krug** has 23 points (6-17=23) in 23 games.

BLUES GOALIES: Binnington is 7-1-1 with a 2.12 GAA, a .926 SV% and one shutout in nine career starts against Minnesota...G **Thomas Greiss** is 5-3-0 with a 2.51 GAA and a .917 SV% in eight starts.

CONNECTIONS: Wild General Manager **Bill Guerin** registered 47 points (28-19=47) in 61 contests with the Blues in 2006-07...D **Justin Faulk** hails from South Saint Paul and played one season at University of Minnesota-Duluth (2010-11)...D **Nick Leddy** hails from Eden Prairie and was selected by Minnesota in the first round (16th overall) of the 2009 NHL...RW **Tyler Pitlick** is from Minneapolis and played one season at Minnesota State University Mankato (2009-10)...D **Scott Perunovich** hails from Hibbing and skated in three seasons at the University of Minnesota Duluth (2017-20)...D **Marco Scandella** was selected by the Wild in the second round (55th overall) of the 2008 NHL Draft and recorded 89 points (27-62=89) in 373 games in seven seasons (2010-17) with Minnesota.

FAST FACTS: The Wild has points in 23 of its last 37 contests against the Blues (15-14-8)...Minnesota is 7-11-7 in the last 25 games in St. Louis, including nine extra session contests, while posting points in 14 of its last 20 games in Saint Paul (10-6-4)...The Wild topped the Blues in the 2015 First Round, clinching the series with a Game 6 win in Saint Paul -- marking the first time in franchise history Minnesota won a playoff series on home ice...The Blues defeated the Wild in the 2017 First Round and 2022 First Round.

2022-2023 MATCHUPS

Sat.	12/31	Enterprise Center	5 p.m.	Wed.	3/15	Enterprise Center	8:30 p.m.
Sun.	1/8	Xcel Energy Center	6 p.m.	Sat.	4/8	Xcel Energy Center	12 p.m.

TAMPA BAY LIGHTNING



TEAM INFORMATION

Home Ice (Cap., Built).....Amalie Arena (19,092, 1996)
Mailing Address.....401 Channelside Drive
Tampa, FL 33602
.....813.301.6500
Telephone.....tampabaylightning.com
Website.....@TBLighting
Twitter.....1992-93
Founded.....3; 2004, 2020, 2021
Stanley Cup Titles.....Black, White, Blue and Silver
Colors.....

DIRECTORY

Owner, Chairman and Governor.....Jeff Vinik
Chief Executive Officer.....Steve Griggs
Vice President & General Manager, Alt. Gov.....Julien Brisebois
Head Coach.....Jon Cooper
Assistant Coach.....Jeff Blashill
Assistant Coach.....Jeff Halpern
Assistant Coach.....Rob Zettler
Goaltending Coach.....Frantz Jean

WILD vs. TAMPA BAY LIGHTNING

2021-22 Wild Record: 1-0-1 (1-0-0 at Xcel Energy Center, 0-0-1 at Tampa Bay)

All-Time Wild Record: 19-7-4 (13-2-0 at Xcel Energy Center, 6-5-4 at Tampa Bay)

Date	Opp.	Scoring By Period					Shots By Period					Power Plays	Penalties/ Minutes	Game-Winning Goal	Goaltender (Saves-Shots)	Attn.
		1	2	3	OT	F	1	2	3	OT	T					
	MIN	1	1	2	0	4	11	13	6	2	32	1-4	6-15		Kahkonen (20-24)	
11/21	TB	1	1	2	0	5	10	10	2	2	24	1-4	5-13		Elliott (28-32)	*19,092
	TB	1	1	0	-	2	12	10	8	-	30	0-3	3-6		Vasilevskiy (33-36)	
11/28	MIN	2	0	2	-	4	13	16	8	-	37	0-3	3-6	Hartman (4)	Talbot (28-30)	17,785
TOTALS		1	2	3	OT	F	1	2	3	OT	T	Power Plays (%)	Penalties/ Minutes	Goaltenders (Record, Saves-Shots)		
	TB	2	2	2	0	7	22	20	10	2	54	1-7 (14.3)	8-19	Elliott (1-0-0, 28-32); Vasilevskiy (0-1-0, 33-36)		
	MIN	3	1	4	0	8	24	29	14	2	69	1-7 (14.3)	9-21	Kahkonen (0-0-1, 20-24); Talbot (1-0-0, 28-30)		

SERIES NOTES

2021-22: Minnesota went 1-0-1 against Tampa Bay...The Wild suffered a 5-4 shootout loss at Amalie Arena (11/21) and won 4-2 at Xcel Energy Center (11/28)...LW Kevin Fiala led the Wild with three points (2-1=3)...LW **Marcus Foligno** (2-0=2), D **Alex Goligoski** (0-2=2) and LW **Kirill Kaprizov** (0-2=2) tallied two points each...G Kaapo Kahkonen made 20 saves in the first meeting...G Cam Talbot made 28 saves in the second contest...C **Anthony Cirelli** (2-0=2), RW **Alex Killorn** (1-1=2), RW **Corey Perry** (1-1=2), D **Mikhail Sergachev** (0-2=2) and C **Steven Stamkos** (0-2=2) all tallied two points for the Lightning...G **Brian Elliott** made 28 saves in the first meeting...G **Andrei Vasilevskiy** made 33 saves in the second contest.

WILD LEADERS: Goligoski leads the Wild with 19 points (3-16=19) in 24 games against the Lightning...RW **Mats Zuccarello** has 14 points (6-8=14) in 22 matches...Foligno owns 12 points (8-4=12) in 26 games...D **Jared Spurgeon** has nine points (3-6=9) in 16 contests.

WILD GOALIES: G **Marc-Andre Fleury** is 21-14-4 with a 2.67 GAA, a .901 SV% and two shutouts in 42 career games (40 starts) against Tampa Bay...G **Filip Gustavsson** has not faced the Lightning.

LIGHTNING LEADERS: Perry leads Tampa Bay with 41 points (21=20=41) in 51 contests against the Wild...Stamkos has 13 points (4-8=12) in 19 matches...RW **Nikita Kucherov** owns 10 points (7-3=10) in 13 games.

LIGHTNING GOALIES: Vasilevskiy is 3-4-2 with a 2.53 GAA, a .918 SV% and one shutout in nine career starts vs. Minnesota...Elliott is 10-4-0 with a 2.05 GAA, a .916 SV% and two shutouts in 16 games (14 starts).

CONNECTIONS: D **Ian Cole** recorded eight points (1-7=8) in 52 games with Minnesota in 2020-21...D **Nick Perbix** is from Minneapolis and played four seasons at St. Cloud State University (2018-22)...Lightning CEO **Steve Griggs** spent eight years as Vice President of Sales and Service for the Wild...Tampa Bay Assistant General Manager, Director of Player Development **Stacy Roest** collected 48 points (17-31=48) in 134 games with Minnesota (2000-02).

FAST FACTS: Minnesota has earned points in 12 of its last 15 games against Tampa Bay (10-3-2) and is on a seven-game point streak since Jan. 20, 2018 (6-0-1)...The Wild is on a nine-game win streak in Saint Paul, its longest active win-streak on home ice (since 11/28/11)...Minnesota earned its first-ever franchise win, 6-5, against Tampa Bay at Xcel Energy Center (10/18/00).

2022-2023 MATCHUPS

Wed.	1/4	Xcel Energy Center	8:30 p.m.	Tue.	1/24	Amalie Arena	6 p.m.
------	-----	--------------------	-----------	------	------	--------------	--------



TORONTO MAPLE LEAFS

TEAM INFORMATION

Home Ice (Cap., Built)..... Scotiabank Arena (19,800, 1999)
Mailing Address..... 50 Bay Street, Suite 500
Toronto, Ontario M5J 2L2
Telephone..... 416.815.5700
Website..... mapleleafs.com
Twitter..... @MapleLeafs
Founded..... 1917-18
Stanley Cup Titles..... 13; 1918, 1922, 1932, 1942, 1945, 1947, 1948,
1949, 1951, 1962, 1963, 1964, 1967
Colors..... Blue and White

DIRECTORY

Chairman, NHL Governor..... Larry Tanenbaum
President & Alt. Governor..... Brendan Shanahan
General Manager..... Kyle Dubas
Head Coach..... Sheldon Keefe
Assistant Coach..... Spencer Carbery
Assistant Coach..... Dean Chynoweth
Assistant Coach..... Manny Malhotra
Goaltending Coach..... Curtis Sanford

WILD vs. TORONTO MAPLE LEAFS

2021-22 Wild Record: 1-1-0 (1-0-0 at Xcel Energy Center, 0-1-0 at Toronto)

All-Time Wild Record: 13-13-0 (8-4-0 at Xcel Energy Center, 5-9-0 at Toronto)

Date	Opp.	Scoring By Period					Shots By Period				Power Plays	Penalties/Minutes	Game-Winning Goal	Goaltender (Saves-Shots)	Attn.
		1	2	3	OT	F	1	2	3	OT					
TOR	0	3	0	0	3		6	20	11	5	42	2-5	6-15	Campbell (37-40)	
12/4	MIN	1	2	0	0	4	9	7	22	2	40	1-5	6-15	Talbot (39-42)	*18,568
	MIN	0	1	0	-	1	6	11	13	-	30	0-4	2-4	Kahkonen (22-24)	
2/24	TOR	0	0	3	-	3	5	10	10	-	25	0-2	4-8	Matthews (6)	9,410
TOTALS		1	2	3	OT	F	1	2	3	OT	T	Power Plays (%)	Penalties/Minutes	Goaltenders (Record, Saves-Shots)	
TOR	0	3	3	0	6		11	30	21	5	67	2-7 (28.6)	10-23	Campbell (0-0-1, 37-40); Mrazek (1-0-0, 29-30)	
MIN	1	3	0	0	5		15	18	35	2	70	1-9 (11.1)	8-19	Talbot (1-0-0, 39-42); Kahkonen (0-1-0, 22-24)	

SERIES NOTES

2021-22: Minnesota went 1-1-0 against Toronto...The Wild earned a 4-3 shootout win at Xcel Energy Center (12/4) and lost 3-1 at Scotiabank Arena (2/24)...C **Joel Eriksson Ek** led the Wild with two assists...LW **Marcus Foligno**, C **Frederic Gaudreau**, RW **Jordan Greenway** and RW **Mats Zuccarello** each netted a goal...G Cam Talbot made 39 in the first meeting...G Kaapo Kahkonen made 22 saves in the second contest...C **Auston Matthews** led the Maple Leafs with four points (3-1=4)...D **Morgan Rielly** (0-3=3) and C Jason Spezza (2-1=3) notched three points each...G Jack Campbell made 37 saves in the first meeting...G Petr Mrazek made 29 saves in the second contest.

WILD LEADERS: Zuccarello leads the Wild with 23 points (11-12=23) in 21 contests against Toronto...Foligno owns 12 points (4-8=12) in 30 contests...D **Alex Goligoski** has 11 assists in 25 matches...D **Jon Merrill** owns eight points (2-6=8) in 18 games.

WILD GOALIES: G **Marc-Andre Fleury** is 19-12-4 with a 2.98 GAA, a .898 SV% and one shutout in 37 career games (34 starts) vs. the Maple Leafs...G **Filip Gustavsson** is 1-0-0 with a 3.00 GAA and a .909 SV% in one career start (5/12/21).

MAPLE LEAFS LEADERS: D **Mark Giordano** leads Toronto with 24 points (9-15=24) in 50 games against the Wild...RW **Wayne Simmonds** owns 20 points (7-13=20) in 31 contests...C **John Tavares** has 18 points (8-10=18) in 19 matches...Matthews owns 10 points (7-3=10) in eight games...RW **Mitchell Marner** has 10 points (3-7=10) in nine contests.

MAPLE LEAFS GOALIES: G **Matt Murray** is 2-1-0 with a 2.34 GAA and a .920 SV% in three career starts against the Wild...G **Ilya Samsonov** has not faced Minnesota.

CONNECTIONS: Wild Assistant Coach **Darby Hendrickson** was selected by Toronto in the 1990 NHL Draft and skated in 233 games with the Maple Leafs (1994-99)...D **Jordie Benn** recorded eight points (1-7=8) in 39 games with Minnesota in 2021-22...D **Justin Holl** hails from Tonka Bay and skated in four seasons with the University of Minnesota (2010-14).

FAST FACTS: Minnesota is 10-5-0 in its last 15 games against Toronto, including a seven-game win streak (11/13/13-12/7/16)...The Wild has scored one goal or less in nine of its 13 all-time losses to the Maple Leafs...In its 13 wins, Minnesota has outscored Toronto, 42-20.

2022-2023 MATCHUPS

Fri.	11/25	Xcel Energy Center	1 p.m.	Fri.	2/24	Scotiabank Arena	6 p.m.
------	-------	--------------------	--------	------	------	------------------	--------

VANCOUVER CANUCKS



TEAM INFORMATION

Home Ice (Cap., Built)..... Rogers Arena (18,870, 1995)
Mailing Address..... 89 W. Georgia St.
Vancouver, BC V6B 0N8
Telephone..... 604.899.4600
Website..... canucks.com
Twitter..... @VanCanucks
Founded..... 1970-71
Stanley Cup Titles..... None
Colors..... Blue, White and Green

DIRECTORY

Chairman and Governor..... Francesco Aquilini
President, Hockey Operations..... Jim Rutherford
General Manager..... Patrik Allvin
Head Coach..... Bruce Boudreau
Assistant Coach..... Trent Cull
Assistant Coach..... Jason King
Assistant Coach..... Mike Yeo
Goaltending Coach..... Ian Clark

WILD vs. VANCOUVER CANUCKS

2021-22 Wild Record: 3-0-0 (2-0-0 at Xcel Energy Center, 1-0-0 at Vancouver)

All-Time Wild Record: 45-37-15 (26-18-6 at Xcel Energy Center, 19-19-9 at Vancouver)

Date	Opp.	Scoring By Period					Shots By Period				Power Plays	Penalties/Minutes	Game-Winning Goal	Goaltender (Saves-Shots)	Attn.
		1	2	3	OT	F	1	2	3	OT					
	MIN	1	1	1	-	3	12	11	7	-	30	0-2	3-6	Dumba (1)	
10/26	VAN	0	1	1	-	2	8	11	5	-	24	1-3	2-4	Demko (27-30)	*18,870
	VAN	1	0	1	0	2	10	10	8	0	28	1-3	4-11	Demko (33-36)	
3/24	MIN	1	1	0	1	3	8	13	14	1	36	0-2	5-13	Eriksson Ek (3)	17,333
	VAN	0	3	0	-	3	10	10	4	-	24	0-2	5-13	Demko (26-31)	
4/21	MIN	0	3	3	-	6	8	9	15	-	32	0-3	3-11	Fiala (7)	17,894
TOTALS		1	2	3	OT	F	1	2	3	OT	T	Power Plays (%)	Penalties/Minutes	Goaltenders (Record, Saves-Shots)	
VAN	1	4	2	0	7		28	31	17	0	76	2-8 (25.0)	11-28	Demko (0-2-1, 86-97)	
MIN	2	5	4	1	12		28	33	36	1	98	0-7 (0.00)	11-30	Talbot (3-0-0, 69-76)	

SERIES NOTES

2021-22: Minnesota swept the season series 3-0-0...The Wild won 3-2 at Rogers Arena (10/26), 3-2 in overtime at Xcel Energy Center (3/24) and 6-3 at home (4/21)...LW **Kirill Kaprizov** (2-3=5) and RW **Mats Zuccarello** (2-3=5) led the Wild with five points each...D **Jonas Brodin** (1-2=3) and C **Ryan Hartman** (1-2=3) tallied three points each...G Cam Talbot went 3-0-0 with a 2.33 GAA and a .908 SV% in three starts...C **Elias Pettersson** led Vancouver with four points (2-2=4)...RW **Brock Boeser** (0-2=2), LW **Conor Garland** (0-2=2), C **Bo Horvat** (2-0=2) and D **Quinn Hughes** (0-2=2) recorded two points each...G **Thatcher Demko** went 0-2-1 with a 3.69 GAA and a .887 SV% in three starts.

WILD LEADERS: D **Jared Spurgeon** leads the Wild with 18 points (4-14=18) in 37 games vs. the Canucks...Zuccarello has 17 points (6-11=17) in 17 contests...D **Alex Goligoski** owns 13 points (3-10=13) in 36 matches...D **Matt Dumba** has 11 points (2-9=11) in 20 games...Brodin owns 11 points (2-9=11) in 26 contests.

WILD GOALIES: G **Marc-Andre Fleury** is 13-3-2 with a 2.55 GAA, a .915 SV% and two shutouts in 18 career starts vs. the Canucks...G **Filip Gustavsson** is 1-1-1 with a 3.73 GAA and a .888 in three games (two starts).

CANUCKS LEADERS: C **J.T. Miller** leads Vancouver with 14 points (7-7=14) in 16 games vs. the Wild...Horvat has 13 points (8-5=13) in 19 contests...D **Oliver Ekman-Larsson** owns 12 points (2-10=12) in 40 matches...LW **Tanner Pearson** has 10 points (6-4=10) in 20 games.

CANUCKS GOALIES: G **Collin Delia** is 2-0-0 with a 2.32 GAA and a .940 SV% in three career games (two starts) vs. Minnesota...Demko is 0-2-1 with a 3.69 GAA and a .887 SV% in three starts...G **Spencer Martin** has not faced the Wild.

CONNECTIONS: Wild Assistant Coach **Darby Hendrickson** skated in 27 games with the Canucks (1998-99)...Vancouver Head Coach Bruce Boudreau went 158-110-35 (.579) in 303 games in parts of four seasons as Head Coach with Minnesota (2016-20)...Canucks Assistant Coach **Mike Yeo** served as Wild Head Coach for parts of five seasons (2011-16)...Boeser is from Burnsville.

FAST FACTS: Minnesota is 17-8-1 in its last 26 games against the Canucks...The Wild is 9-3-0 in its last 12 games played in Vancouver...The Wild is 14-8-1 in the last 23 games played in Saint Paul...Minnesota's 105 points vs. the Canucks are its third-most against a team.

2022-2023 MATCHUPS

Thur.	10/20	Xcel Energy Center	7 p.m.	Thur.	3/2	Rogers Arena	9 p.m.
Sat.	12/10	Rogers Arena	9 p.m.				



VEGAS GOLDEN KNIGHTS

TEAM INFORMATION

Home Ice (Cap., Built)	T-Mobile Arena (17,367, 2016)
Mailing Address	1550 S. Pavilion Center Drive Las Vegas, NV 89135
Telephone	702.692.1600
Website	vegasknightknights.com
Twitter	@GoldenKnights
Founded	2017-18
Stanley Cup Titles	None
Colors	Steel Gray, Black, Gold, Red

DIRECTORY

Chairman, CEO & Governor	Bill Foley
President of Hockey Ops./Alt. Gov.	George McPhee
General Manager	Kelly McCrimmon
Head Coach	Bruce Cassidy
Assistant Coach	Ryan Craig
Assistant Coach	John Stevens
Assistant Coach	Misha Donskov
Goaltending Coach	Sean Burke

WILD vs. VEGAS GOLDEN KNIGHTS

2021-22 Wild Record: 1-2-0 (1-0-0 at Xcel Energy Center, 0-2-0 at Vegas)

All-Time Wild Record: 12-4-3 (7-0-2 at Xcel Energy Center, 5-4-1 at Vegas)

Date	Opp.	Scoring By Period					Shots By Period				Power Plays	Penalties/Minutes	Game-Winning Goal	Goaltender (Saves-Shots)	Attn.
		1	2	3	OT	F	1	2	3	OT					
11/11	MIN	0	0	2	—	2	5	14	7	—	26	0-6	2-4	Talbot (32-35)	
	VGK	2	1	0	—	3	16	9	10	—	35	0-2	6-12	Brossoit (24-26)	*18,267
	MIN	2	1	1	—	4	8	13	6	—	27	1-6	5-10	Talbot (30-35)	
12/12	VGK	2	2	2	—	6	14	15	7	—	36	2-4	7-14	Stone (1)	*18,001
	VGK	0	0	0	—	0	6	13	9	—	28	0-2	3-6	Thompson (33-35)	
3/21	MIN	1	0	2	—	3	15	10	11	—	36	0-2	3-6	Deslauriers (1)	17,498
														Talbot (28-28)	
TOTALS		1	2	3	OT	F	1	2	3	OT	T			Goaltenders (Record, Saves-Shots)	
	VGK	4	3	2	—	9	36	37	26	—	99	2-8 (25.0)	16-32	Brossoit (1-0-0, 24-26); Lehner (1-0-0, 23-27); Thompson (0-1-0, 33-35)	
	MIN	3	1	5	—	9	28	37	24	—	89	1-14 (7.1)	10-20	Talbot (1-2-0, 90-98)	

SERIES NOTES

2021-22: Minnesota went 1-2-0 against Vegas...The Wild lost 3-2 (11/11) and 6-4 (12/12) at T-Mobile Arena and earned a 3-0 win at Xcel Energy Center (3/21)...**D Jared Spurgeon** (1-2=3) and **C Ryan Hartman** (2-1=3) led Minnesota with three points each...**RW Brandon Duhaime** (0-2=2), **D Matt Dumba** (1-1=2), **LW Marcus Foligno** (1-1=2) and **D Jon Merrill** (0-2=2) tallied two points each...G Cam Talbot went 1-2-0 with a 2.75 GAA, a .918 SV% and one shutout in three starts...**C Chandler Stephenson** led the Golden Knights with four assists...**LW Max Pacioretty** (1-2=3) and **RW Mark Stone** (1-2=3) tallied three points each...**G Laurent Brossoit** made 24 saves in the first meeting...**G Robin Lehner** made 23 saves in the second contest...**G Logan Thompson** made 33 saves in the third game.

WILD LEADERS: D Jonas Brodin leads Minnesota with 12 points (3-9=12) in 18 games against Vegas...Spurgeon owns 10 points (4-6=10) in 16 contests...Dumba (3-7=10), Eriksson Ek (5-5=10) and Foligno (5-5=10) have 10 points each in 17 matches...LW Kirill Kaprizov owns nine points (6-3=9) in 11 games.

WILD GOALIES: G Marc-Andre Fleury is 1-0-0 with a 1.00 GAA and a .968 SV% in one career start against Vegas (1/8/22)...G Filip Gustavsson is 0-1-0 with a 4.09 GAA and a .895 SV% in one career start (11/4/21).

GOLDEN KNIGHTS LEADERS: RW Phil Kessel leads Vegas with 24 points (9-15=24) in 32 games against Minnesota...D Alex Pietrangelo owns 23 points (8-15=23) in 49 games...Stone has 22 points (4-18=22) in 20 matches...Stephenson owns 11 points (3-8=11) in 15 games.

GOLDEN KNIGHTS GOALIES: Lehner is 4-3-2 with a 3.07 GAA, a .893 SV% and one shutout in nine games (eight starts) vs. the Wild...Brossoit is 1-0-0 with a 2.06 GAA and a .929 SV% in two games (one start)...Thompson is 0-1-0 with a 1.84 GAA and a .946 SV% in two games (one start).

CONNECTIONS: Fleury went 117-60-14 with a 2.41 GAA, a .917 SV% and 23 shutouts in 192 games with Vegas (2017-21)...D Jon Merrill collected 25 points (6-19=25) in 140 games with the Golden Knights in parts of three seasons (2017-20)...Kessel played one season at the University of Minnesota (2005-06).

FAST FACTS: Minnesota leads the NHL in points and ranks T-1st in wins against Vegas...The Wild's .711 win percentage ranks fourth.

2022-2023 MATCHUPS

Thur. Sat.	2/9 4/1	Xcel Energy Center T-Mobile Arena	7 p.m. 9 p.m.	Mon.	4/3	Xcel Energy Center	7 p.m.
---------------	------------	--------------------------------------	------------------	------	-----	--------------------	--------

WASHINGTON CAPITALS



TEAM INFORMATION

Home Ice (Cap., Built)	Capital One Arena (18,573, 1997)
Mailing Address	627 N. Glebe Rd, Suite 850 Arlington, VA 22203
Telephone	202.266.2200
Website	washingtoncaps.com
Twitter	@WashCaps
Founded	1974-75
Stanley Cup Titles	2018
Colors	Red, White, Blue

DIRECTORY

Chairman, Majority Owner & CEO	Ted Leonsis
Vice Chairman and President	Dick Patrick
Senior V.P. & General Manager	Brian MacLellan
Head Coach	Peter LaViolette
Assistant Coach	Kevin McCarthy
Assistant Coach	Scott Allen
Assistant Coach	Blaine Forsythe
Goaltending Coach	Scott Murray

WILD vs. WASHINGTON CAPITALS

2021-22 Wild Record: 2-0-0 (1-0-0 at Xcel Energy Center, 1-0-0 at Washington)

All-Time Wild Record: 12-13-2 (8-5-1 at Xcel Energy Center, 4-8-1 at Washington)

Date	Opp.	Scoring By Period					Shots By Period				Power Plays	Penalties/Minutes	Game-Winning Goal	Goaltender (Saves-Shots)	Attn.
		1	2	3	OT	F	1	2	3	OT					
	WSH	0	2	0	0	2	10	11	8	2	31	1-5	1-2	Fucile (21-22)	
1/8	MIN	0	1	1	0	3	9	4	7	2	22	0-1	5-10	Kahkonen (29-31)	*19,078
	MIN	2	1	2	—	5	6	6	7	—	19	0-3	1-2	Talbot (25-26)	
4/3	WSH	0	0	1	—	1	10	6	10	—	26	0-1	3-6	Vanecek (14-18)	*18,573
														Jost (1)	
TOTALS		1	2	3	OT	F	1	2	3	OT	T			Goaltenders (Record, Saves-Shots)	
	WSH	0	2	1	0	3	20	17	18	2	57	1-6 (16.7)	4-8	Fucile (0-0-1, 21-22); Vanecek (0-1-0, 14-18)	
	MIN	2	2	3	0	8	15	10	14	2	41	0-4 (0.00)	6-12	Kahkonen (1-0-0, 29-31); Talbot (1-0-0, 25-26)	

SERIES NOTES

2021-22: Minnesota went 2-0-0 against Washington...The Wild earned a 3-2 shootout win at Xcel Energy Center (1/8) and a 5-1 win at Capital One Arena (4/3)...**C Joel Eriksson Ek** (2-1=3), **LW Marcus Foligno** (2-1=3) and **RW Jordan Greenway** (0-3=3) led the Wild with three points each...G Kaapo Kahkonen made 27 saves in the first meeting...G Cam Talbot made 25 saves in the second contest...**C Evgeny Kuznetsov** (1-1=2) and **LW Alex Ovechkin** (0-2=2) led the Capitals with two points each...G Zach Fucale made 20 saves in the first meeting...G Vitek Vanecek made 14 saves in the second contest.

WILD LEADERS: D Alex Goligoski leads Minnesota with 11 points (1-10=11) in 24 games against Washington...RW Mats Zuccarello has 11 points (3-8=11) in 26 contests...Foligno owns nine points (3-6=9) in 22 games.

WILD GOALIES: G Marc-Andre Fleury is 26-14-2 with a 2.65 GAA, a .911 SV% and four shutouts in 44 games (43 starts) against Washington...G Filip Gustavsson made 12 saves in relief in his lone appearance against the Capitals (10/25/21).

CAPITALS LEADERS: Ovechkin leads Washington with 31 points (17-14=31) in 19 games against Minnesota...RW T.J. Oshie has 23 points (11-12=23) in 31 contests...C Nicklas Backstrom owns 20 points (2-18=20) in 18 matches...RW Marcus Johansson has 13 points (4-9=13) in 14 games.

CAPITALS GOALIES: G Darby Kuemper is 3-5-1 with a 2.89 GAA, a .902 SV% and one shutout in 10 career starts against Minnesota...G Charlie Lindgren is 0-1-0 with a 2.06 GAA and a .941 SV% in one career start (11/9/17).

CONNECTIONS: Wild Head Coach Dean Evason was drafted by the Capitals in the fifth round (89th overall) of the 1982 NHL Draft and recorded seven points (3-4=7) in 17 games (1983-85)...He also served as an Assistant Coach with Washington for seven seasons (2005-12)...Wild Assistant Coach Bob Woods was an Assistant Coach for the Capitals for three seasons (2009-12)...C Nic Dowd played four seasons at St. Cloud State University (2010-14)...D Nick Jensen was born in Saint Paul and played two seasons at Rogers High School (2006-08) and three seasons at St. Cloud State University (2010-13)...Oshie played high school hockey in Warroad...Johansson collected 14 points (6-8=14) in 36 games with Minnesota (2020-21)...Kuemper was selected by the Wild in the sixth round (161st overall) of the 2009 NHL Draft...He went 41-34-14 with a 2.60 GAA, a .910 SV% and seven shutouts in 102 games (89 starts) in five seasons with Minnesota (2012-17).

FAST FACTS: Minnesota's series sweep in 2021-22 marked the second time in franchise history the Wild has won two games against Washington in the same season (2002-03)...Seven of Minnesota's 13 games played at Washington have been decided by one goal (3-3-1)...Ovechkin netted three PPG on March 28, 2017, the most ever by a Wild opponent.

2022-2023 MATCHUPS

Tue.	1/17	Capital One Arena	6 p.m.	Sun.	3/19	Xcel Energy Center	1 p.m.
------	------	-------------------	--------	------	------	--------------------	--------



WINNIPEG JETS

TEAM INFORMATION

Home Ice (Cap., Built).....Canada Life Centre (15,325, 2004)
Mailing Address.....600 - 223 Carlton St.
 Winnipeg, Manitoba R3C 0V4
 Telephone.....204.987.7825
Website.....winnipegjets.com
Twitter.....@NHLJets
Founded.....1999; Relocated from ATL in 2011
Stanley Cup Titles.....None
Colors.....Navy Blue, Royal Blue, Silver and White

WILD vs. WINNIPEG JETS

2021-22 Wild Record: 2-2-0 (2-0-0 at Xcel Energy Center, 0-2-0 at Winnipeg)
All-Time Wild Record: 26-17-5 (16-6-3 at Xcel Energy Center, 10-11-2 at Winnipeg)

Date	Opp.	Scoring By Period					Shots By Period					Power Plays	Penalties/Minutes	Game-Winning Goal	Goaltender (Saves-Shots)	Attn.
		1	2	3	OT	F	1	2	3	OT	T					
10/19	WPG	2	1	2	0	5	11	10	5	4	30	2-6	7-17		Hellebuyck (38-44)	
	MIN	2	1	2	1	6	13	11	18	2	44	3-5	8-19	Eriksson Ek (1)	Talbot (25-30)	*18,156
11/26	WPG	0	0	1	-	1	14	6	11	-	31	1-3	5-10	HELLEBUYCK (10-14); Comrie (21-24)		
	MIN	2	3	2	-	7	9	21	8	-	38	0-4	4-8	Zuccarello (1)	Talbot (30-31)	*19,113
2/8	MIN	0	0	0	-	0	6	11	10	-	27	0-1	7-23	Kahkonen (27-28)		
	WPG	1	0	1	-	2	10	7	12	-	29	1-4	4-17	Scheifele (2)	Hellebuyck (27-27)	7,012
2/16	MIN	1	0	2	-	3	15	8	13	-	36	0-2	2-4	Talbot (25-30)		
	WPG	0	2	4	-	6	10	13	8	-	31	1-2	2-4	Perfetti (1)	Hellebuyck (33-36)	12,527
TOTALS		1	2	3	OT	F	1	2	3	OT	T	Power Plays (%)	Penalties/Minutes	Goaltenders (Record, Saves-Shots)		
	WPG	3	3	8	0	14	45	36	36	4	121	5-15(33.3)	18-48	Hellebuyck (2-1-1, 108-121); Comrie (0-0-0, 21-24)		
	MIN	5	4	6	1	16	43	51	49	2	145	3-12 (25.0)	21-54	Talbot (2-1-0, 80-91); Kahkonen (0-1-0, 27-28)		

SERIES NOTES

2021-22: Minnesota went 2-2-0 against Winnipeg...The Wild won both meetings at Xcel Energy Center, 6-5 in overtime (10/19) and 7-1 (11/26)...Minnesota lost both contests at Canada Life Centre, 2-0 (2/8) and 6-3 (2/16)...RW **Kirill Kaprizov** led the Wild with nine points (1-8=9)...RW **Mats Zuccarello** had eight points (5-3=8)...C **Joel Eriksson Ek** tallied four goals...LW Kevin Fiala (0-3=3) and D **Alex Goligoski** (1-2=3) recorded three points each...G Cam Talbot was 2-1-0 with a 3.69 GAA and a .879 SV% in three starts...G Kaapo Kahkonen stopped 27-of-28 shots in the third meeting...C **Mark Scheifele** led the Jets with seven points (4-3=7)...LW **Kyle Connor** had six points (3-3=6)...RW **Blake Wheeler** registered five assists...D **Nate Schmidt** had four points (1-3=4)...G **Connor Hellebuyck** went 2-1-1 with a 3.78 GAA, a .893 SV% and one shutout in four starts.

WILD LEADERS: LW **Marcus Foligno** leads the Wild with 16 points (7-9=16) in 27 games vs. Winnipeg...Goligoski owns 16 points (2-14=16) in 39 contests...D **Jared Spurgeon** owns 14 assists in 35 games...D **Jonas Brodin** has 11 points (3-8=11) in 33 contests.

WILD GOALIES: G **Marc-Andre Fleury** is 22-10-0 with a 2.59 GAA, a .909 SV% and one shutout in 32 career games (31 starts) against the Jets...G **Filip Gustavsson** is 2-0-0 with a 1.50 GAA and a .948 SV% in two starts.

JETS LEADERS: Wheeler leads Winnipeg with 40 points (14-26=40) in 41 games vs. Minnesota...Scheifele has 30 points (12-18=30) in 33 contests...RW **Sam Gagner** owns 20 points (4-16=20) in 45 matches...Connor owns 16 points (6-10=16) in 17 games.

JETS GOALIES: Hellebuyck is 9-7-2 with a 2.65 GAA, a .916 SV% and three shutouts in 21 games (20 starts) against the Wild...G **David Rittich** is 3-0-1 with a 2.89 GAA and a .917 SV% in four starts.

CONNECTIONS: Schmidt is from St. Cloud and played three seasons at the University of Minnesota (2010-13)...C **Dominic Toninato** is from Duluth and played four seasons at the University of Minnesota Duluth (2013-17)...Wheeler hails from Plymouth and played three seasons at the University of Minnesota (2005-08)...D **Dylan Samberg** is from Saginaw and played three seasons at the University of Minnesota Duluth (2017-20).

FAST FACTS: Minnesota has earned points in 23 of its last 37 games against Winnipeg (20-14-3)...The Wild is 9-2-0 in the last 11 contests at Xcel Energy Center...Minnesota's sweep of the Jets in 2018-19 (5-0-0) marked the third time in franchise history Minnesota swept a season series of more than four games: 5-0-0 vs. Chicago (2015-16) and 6-0-0 vs. Edmonton (2010-11)...The Wild fell, 4-1, in its first-ever postseason meeting against the Jets in the 2018 First Round.

2022-2023 MATCHUPS

Wed. Tue.	11/23 12/27	Xcel Energy Center Canada Life Centre	6 p.m. 7 p.m.	Wed. Tue.	3/8 4/11	Canada Life Centre Xcel Energy Center	6:30 p.m. 7 p.m.
--------------	----------------	--	------------------	--------------	-------------	--	---------------------

DIRECTORY

Executive Chairman.....Mark Chipman
President and COO.....John Olfert
Executive V.P. and General Manager.....Kevin Cheveldayoff
Head Coach.....Rick Bowness
Assistant Coach.....Scott Arniel
Assistant Coach.....Marty Johnston
Assistant Coach.....Brad Lauer
Goaltending Coach.....Wade Flaherty

NHL CRITICAL DATES



OCTOBER 2022

6 2020 Kraft Hockeyville Canada:
 Montreal Canadiens vs. Ottawa Senators (Steele Community Centre, Gander, Nfld.)
 7 2022 NHL Global Series:
 Nashville Predators vs. San Jose Sharks (02 Arena, Prague, Czechia)
 8 2022 NHL Global Series:
 San Jose Sharks vs. Nashville Predators (02 Arena, Prague, Czechia);
 2021 Kraft Hockeyville Canada:
 Ottawa Senators vs. Montreal Canadiens (J.K. Irving Centre, Bouctouche, N.B.)
 10 Deadline for teams to submit opening-day rosters (5 p.m. ET)
 11 Opening night of 2022-23 NHL regular season in North America (2 GP)
 13 Colorado Avalanche raise Stanley Cup banner (vs. CHI)
 18 NHL Board of Governors Meeting (New York, N.Y.)
 25 NHL Central Scouting releases Preliminary Players to Watch list

NOVEMBER 2022

Hockey Fights Cancer Awareness Month
 4 2022 NHL Global Series:
 Columbus Blue Jackets vs. Colorado Avalanche (Nokia Arena, Tampere, Finland)
 5 2022 NHL Global Series:
 Colorado Avalanche vs. Columbus Blue Jackets (Nokia Arena, Tampere, Finland)
 11 Hockey Hall of Fame Game:
 Pittsburgh Penguins at Toronto Maple Leafs
 11-14 Hockey Hall of Fame Induction Celebration (Toronto, Ont.)
 Class of 2022 Inductees: Daniel Alfredsson, Roberto Luongo, Riika Salinen, Daniel Sedin, Henrik Sedin (Player category); Herb Carnegie (Builder category)
 15 NHL General Managers Meeting (Toronto, Ont.)
 21 NHL Central Scouting updates Players to Watch list
 25 2022 NHL Thanksgiving Showdown Doubleheader:
 Pittsburgh Penguins at Philadelphia Flyers
 St. Louis Blues at Tampa Bay Lightning
 26 NHL Founders Day (1917)
 30 50th Anniversary U.S. Hockey Hall of Fame Induction (Inductees: Steve Cash, Jim Johansson, Jocelyne Lamoureux-Davidson, Monique Lamoureux-Morando, Ryan Miller) and Celebration of Lester Patrick (RiverCentre, St. Paul, Minn.)

DECEMBER 2022

1 Signing deadline for Group 2 free agents (5 p.m. ET)
 2-4 USHL American Cup: Youngstown Phantoms vs. Green Bay Gamblers (Rochester, N.Y.)
 12-13 NHL Board of Governors Meeting (Florida)
 20-27 Holiday roster freeze in effect:
 For all players on an NHL active roster, injured reserve, or with non-roster and injured non-roster status as of 11:59 p.m. (local time) Dec. 19, a roster freeze shall apply through 12:01 a.m. (local time) Dec. 28, with respect to waivers, trades and loans, subject to the exceptions provided for in CBA Article 16.5 (d).
 24-26 Holiday break (no scheduled practices – dressing rooms closed)
 26-Jan. 5 IIHF Men's World Junior Championship (Halifax, N.S./Moncton, N.B.)

JANUARY 2023

2 2023 Discover NHL Winter Classic:
 Pittsburgh Penguins at Boston Bruins (Fenway Park, Boston, Mass.)
 8-15 IIHF Women's Under-18 World Championship (Ostersund and Bunflo, Sweden)

Week of 9th NHL Central Scouting Mid-Season Rankings release
 16 USA Hockey's annual BioSteel All-American Prospects Game (USA Hockey Arena, Plymouth, Mich.)
 21 Scotiabank Hockey Day in Canada (Host: Owen Sound, Ont.); all seven Canadian NHL teams in action
 25 2023 CHL/NHL Top Prospects Game (Langley Events Centre, Langley, B.C.)
 27-29 USHL Frosty Cup:
 Tri-City Storm vs. Fargo Force (Dallas, Texas)

FEBRUARY 2023

NHL Celebrates Black History Month
 2-4 No scheduled practices – dressing rooms closed
 2-5 NHL All-Star Break (no games played)
 3 2023 NHL All-Star Skills presented by DraftKings (FLA Live Arena, Sunrise, Fla.)
 4 2023 Honda NHL All-Star Game (FLA Live Arena, Sunrise, Fla.)
 5-6 2023 AHL All-Star Classic (Place Bell, Laval, Que.)
 6 2022-23 NHL regular season resumes
 18 2023 Navy Federal Credit Union NHL Stadium Series:
 Washington Capitals at Carolina Hurricanes (Carter-Finley Stadium, Raleigh, N.C.)
 20-26 Hockey Week Across America (USA Hockey)

MARCH 2023

NHL Celebrates Gender Equality Month
 3 2023 NHL Trade Deadline (3 p.m. ET)
 13-15 NHL General Managers Meeting (Manalapan, Fla.)

APRIL 2023

NHL Celebrates Earth Month
 6-8 NCAA Frozen Four (AMALIE Arena, Tampa, Fla.)
 7-17 IIHF Women's World Championship (Canada)
 13 Last day of 2022-23 NHL regular season (15 GP)
 TBA 2023 NHL Draft Lottery
 17 2023 Stanley Cup Playoffs begin
 Week of 17th NHL Central Scouting Final Rankings release
 20-30 IIHF Men's Under-18 World Championship (Basel and Porrentruy, Switzerland)

MAY 2023

NHL Celebrates Asian & Pacific Islander Heritage Month
 12-28 IIHF Men's World Championship (Riga, Latvia/Tampere and Helsinki, Finland)
 28-June 4 2023 CHL Memorial Cup (Sandman Centre, Kamloops, B.C.)

JUNE 2023

NHL Celebrates Pride Month
 4-10 2023 NHL Scouting Combine (LECOM Harborcenter, Buffalo, N.Y.)
 19 Last possible day for 2023 Stanley Cup Playoffs;
 Deadline for first club-elected salary arbitration notification (5 p.m. ET)
 26 2023 NHL Awards (Nashville, Tenn.)
 27 NHL General Managers Meeting (Nashville, Tenn.)
 28-29 2023 NHL Draft (Bridgestone Arena, Nashville, Tenn.)

JULY 2023

1 Free agency begins (12 p.m. ET)
 5 Deadline for player-elected salary arbitration notification (5 p.m. ET)
 6 Deadline for second club-elected salary arbitration notification (5 p.m. ET)
 20-Aug. 4 Salary arbitration hearings held

AUGUST 2023

6 Deadline for salary arbitration decisions to be rendered



2022-23 NHL OFFICIALS

REFEREES

NAME	NUMBER
Anderson, Reid*	49
Beach, Cody*	45
Blandina, Brandon	39
Brenk, Jacob	26
Charron, Francis	6
Chmielewski, Tom	18
Dunning, Mitch	20
Dwyer, Gord	19
Furlatt, Eric	27
Halkidis, Beaudry*	48
Hanson, Trevor	14
Hebert, Ghislain	22
Hebert, Jean	15
Joannette, Marc	25
Kea, Justin*	44
Kozari, Steve	40
Lambert, Pierre	37
L'Ecuyer, Frederick	17
Lee, Chris	28
Luxmore, Thomas John	21
MacDougall, Peter	38
MacPhee, Morgan*	43
Markovic, Michael	31
McCauley, Wes	4
McIsaac, Jon	2
Nicholson, Kendrick	30
O'Donnell, Conor*	41
O'Rourke, Dan	9
Pochmara, Brian	16
Pollock, Kevin	33
Rank, Garrett	7
Rehman, Kyle	10
Rooney, Chris	5
Samuels-Thomas, Jordan*	42
Sandlak, Carter*	47
Schlenker, Chris	3
Schrader, Brandon*	46
Skilliter, Graham	24
South, Furman	13
St-Laurent, Francois	8
St. Pierre, Justin	12
Sutherland, Kelly	11
Syvret, Corey	23
Walsh, Ian	29

LINESMEN

NAME	NUMBER
Alphonso, Shandor	52
Apperson, Caleb	77
Baker, Tyson	88
Barton, Steve	59
Berg, Devin	87
Brisebois, David	96
Cherrey, Scott	50
Cormier, Michel	76
Daisy, Ryan	81
Deschamps, Jonathan	80
Flemington, Kyle	55
Fournier, Julien	56
Galloway, Ryan	82
Gawryletz, Brandon	64
Gawryletz, Travis	67
Gibbons, Ryan	58
Hughes, Tommy	65
Hunt, Mitchell*	62
Jackson, Ryan*	84
Johnson, Justin*	57
Kelly, Dan*	98
Knorr, Trent	74
Kovachik, Brad	71
MacPherson, Matt	83
Mahon, Joseph*	89
Marquis, Jesse	86
McNamara, Kilian	93
Mills, Bevan	53
Murchison, Kiel	79
Murray, CJ	68
Murray, Jonny	95
Nagy, Kory	97
Nansen, Derek	70
O'Quinn, Ben	91
Pancich, Bryan	94
Shewchyk, Mark	92
Smith, Andrew	51
Suchanek, Libor	60
Tobias, James	61
Toomey, Travis	90

*Minor league official



2022-2023

TEAM
MEDIA



MEDIA POLICIES AND PROCEDURES

MEDIA RESOURCES

WILD.COM/PRESSBOX: The Minnesota Wild media website wild.com/pressbox provides access to team press releases, game notes, multi-media and game-day statistics, along with team publications and other media information. Media must use the site to request single-game credentials to Wild home games at Xcel Energy Center.

TWITTER: Follow @mnwildPR on Twitter to get the latest news and notes from the team, including practice times, player interviews and other valuable media information from the official Wild Public Relations Twitter account.

MINNESOTA WILD WIRELESS INFORMATION:

Wireless access is available throughout TRIA Rink and Xcel Energy Center by connecting to the **WildMedia network**. Please enter **WildMedia** for the password when instructed.

ACCESS: The Minnesota Wild organization and Communications department strive to make its players, coaches, management, and other personnel available in a timely and responsible fashion to all accredited members of the media.

SINGLE-GAME CREDENTIALS: Press seating at Wild home games at Xcel Energy Center for the 2022-23 regular season is available to accredited media in the Al Shaver Press Box located on the south side of the Xcel Energy Center's press level. **Single-game credentials must be requested by 12 p.m. the day before a game, and by 12 p.m. on Friday for any weekend game.** Requests should be made by clicking on the "Single Game Credential Requests" link at wild.com/pressbox.

Once approved, single-game credentials may be picked up beginning 2.5 hours before game time at the media entrance located inside Gate 1 of Xcel Energy Center. **Media should take the Skyway hallway elevator on the East side (right) down to level one (RiverCentre Lobby) and enter Xcel Energy Center through the Gate 1 East doors (adjacent to Xcel Energy Center Box Office).** An alternate option is to cross Kellogg Blvd. and enter through the RiverCentre Lobby. Media credentials are not transferable and may be revoked for noncompliance or for violation of the NHL Media Access Policy. The elevator to the press box is located in the southwest corner of Xcel Energy Center near Section 107. Due to limited press box seating, approved credential requests will be seated on an as-available basis. Those persons holding full-season Wild or NHL Team Management credentials **MUST** enter through Gate 1.

DAY-OF-GAME INTERVIEWS: After completion of the morning skate, which typically begins at approximately 10 a.m. (for a 7 p.m. start), is the best time to interview players and coaches on a game day. Following practice, the Wild typically makes Head Coach Dean Evason available to media first followed by players. Requests to interview a player upon his arrival to Xcel Energy Center for the game will be accommodated upon the player's approval and should be requested at the morning skate. If the team is not practicing, the request should be made to the Wild, or visiting team public relations department, no later than 10 a.m. on the day of game. The Wild Communications department cannot guarantee access to players or coaches if no practice is scheduled. Interviews that need advance preparation or special accommodation by a Wild player or staff member, such as live television and radio interviews should be made by contacting the Wild Communications department no later than 10 a.m. on the day of the game.

LOCKER ROOMS: NHL locker rooms close 90 minutes before game time. Requests for interviews to take place before the locker rooms are closed will be accommodated only upon prior approval by both the player and coach. The rooms will re-open five minutes after the game and remain open for 30 minutes. The officials' locker room is off limits to the media. Should a comment or interpretation from the game's referee or NHL supervisor be needed, contact a member of the Wild Communications department and a pool reporter may be assigned.

LOCKER ROOM GUIDELINES: The NHL prohibits media from using cell phones in locker room areas, including taking calls, photos and other cellular activity including Tweeting. **Cell phones can only be used by media to record audio (not video).**

PHOTOGRAPHERS: Only those photographers on assignment will be allowed access to designated photography locations at rink level and in overhead positions. Xcel Energy Center workspaces are accessible to local dailies and wire service photographers. Two photography positions are reserved for Wild team photographers. Additional photography positions are determined on a first-come, first-served basis; however, in cases of increased photographer attendance, positions will be assigned by team photographer, Bruce Kluckhohn. In all cases, photographers should check in with Bruce Kluckhohn in the pressroom before the start of warm-ups. Because of very limited photography locations, it is not possible to accommodate freelance photographers.

PRESS DINING ROOM: Media possessing a season credential or a single-game credential are invited to have a meal before each game in the press dining room, located on the lower level (Xcel Energy Center's south side). The Minnesota Wild charge media \$13 to eat in the press dining room. The room opens two-and-one-half hours before game time. Dining room usage is limited to those presenting valid Wild credentials or NHL Team Management passes. It is impossible to accommodate family members, friends, guests or others. Any abuse of dining room privileges may cause forfeiture of a media pass. Refreshments are also available in the press box during the game.

TELEVISION COVERAGE: All television stations are prohibited by the National Hockey League from shooting and distributing game footage of any contest that is being broadcast from Xcel Energy Center by the Minnesota Wild, the visiting team or network television. Requests for special features and the like should be directed to the Wild Communications department. Television stations are prohibited from doing live shots with the Xcel Energy Center ice in the background from 30 minutes prior to puck drop until 30 minutes after the completion of a game due to the exclusive rights holder broadcast window.

MEDIA PARKING AT TRIA RINK: Media attending practice at TRIA Rink should enter the parking ramp off of 6th Street (Ramp B) or off Wabasha Street (Ramps C) and drive to level 7 where there is a rink entrance from the parking ramp.

MEDIA PARKING AT XCEL ENERGY CENTER: Media that will cover majority of home games during the 2022-23 season will receive a parking pass account from the Wild PR department to use when entering the RiverCentre Parking Ramp for home games. A Wild media credential and/or company issued media identification **WILL NOT** allow you access to the parking ramp for games. Media should enter the RiverCentre Park Ramp through the top entrance on Kellogg Boulevard.

MEDIA RELATIONS TEAM



AARON SICKMAN

DIRECTOR OF MEDIA RELATIONS

Aaron Sickman is in his 24th year with the Minnesota Wild. He started as an intern with the organization in June of 1998 and has held a number of positions in the club's communications and broadcasting department including Manager of Corporate Communications and Internet Services, Communications Manager, Manager of Media Relations and Team Services and Director of Media Relations.

His responsibilities include facilitating interview requests for players and hockey operations personnel, overseeing the distribution of all team information and working closely with the organization's digital content department and rights holders Bally Sports North and KFAN. Sickman also oversees internal player relations and is also responsible for coordinating logistics with the players featured on Becoming Wild presented by Toyota. During his tenure with the Wild, the team has been named the recipient of the Dick Dillman Award, given to the NHL's top Public Relations staff in each conference by the Professional Hockey Writers Association, in 2005-06, 2016-17, 2019-20, 2020-21 and 2021-22.

Born in the Twin Cities, he attended John Marshall High School in Rochester, Minn., and graduated from Gustavus Adolphus College with a double major in Organizational Management and Geography. Sickman also holds a Master of Science in Sport Management from the University of Massachusetts Amherst and served as the media relations intern for the NFL's Miami Dolphins in 1997.

He and his wife, Kari, have two sons, Evan and Tate. The family resides in Rosemount.



asickman@wild.com

JACKSON RIEBEL

SENIOR MEDIA RELATIONS COORDINATOR

Jackson Riebel is in his first season as Senior Media Relations Coordinator for the Minnesota Wild. His responsibilities include creating and distributing weekly releases, maintaining statistical resources, facilitating interview requests and assisting with game notes. He also works closely with the organization's creative services department to create, write and update team publications.

Prior to joining the Wild, Riebel served as the Communications Coordinator for the Houston Texans from 2021-22. He served as a Communications Intern with the Green Bay Packers for one season (2020-21) and with the Minnesota Vikings for two seasons (2018-20). Riebel was also a member of the NFL's Public Relations Staff for Super Bowl LIII in Atlanta in 2019. He graduated from the University of Minnesota with a bachelor's degree in Marketing and a minor in Mass Communication and worked in the Gopher Athletic Communications and Sports Marketing departments.

A native of Lewiston, Minn., Riebel and his wife, Haley, have a daughter, Lila. The family resides in Saint Paul.



jackson.riebel@wild.com

DYLAN DANIEL

MEDIA RELATIONS COORDINATOR

Dylan Daniel is in his first season as Media Relations Coordinator for the Minnesota Wild. His responsibilities include fulfilling interview and credential requests, producing game notes and press releases and pressbox setup.

Daniel served as the Public Relations Coordinator for the Motor City Cruise, the NBA G League affiliate of the Detroit Pistons, prior to joining the Wild. He served as a Communications Assistant with the Minnesota Timberwolves and Lynx during the 2019-20 season. Daniel graduated from the University of Minnesota with a bachelor's degree in Communications Studies and worked in the Gopher Athletic Communications department.

He is a native of Branson, Missouri.



dylan.daniel@wild.com



Bally SPORTS NORTH

Bally Sports North—the area's leading supplier of regional sports programming—and the Minnesota Wild's exclusive television partner since its inaugural season. The regional sports network enters its 23rd consecutive year as the team's local television home and will telecast 70 regular season Wild games during the 2022-23 campaign. Wild programming will air on Bally Sports North and stream live on the Bally Sports app, and on ballysports.com, when a consumer authenticates through their pay-TV service. The Bally Sports app is available on mobile and tablet devices, including iOS and Android, as well as connected devices including, Amazon Fire TV, Android TV, Apple TV, Google Chromecast, Roku Players and Roku TV, Samsung and LG platforms and Xbox One. Fans can also download the app for free from the iTunes App Store, Google Play, Amazon App Store, Roku App Store and Windows App Store.

Wild broadcasts will feature play-by-play announcer **Anthony LaPanta** and color analysts **Wes Walz**, **Ryan Carter** and **Lou Nanne**, with **Kevin Gorg** reporting. **Audra Martin** will host "Wild Live" before and after every regular-season game featuring analysis from **Ben Clymer**, **Mark Parrish** and Walz.

Bally Sports North - a Sinclair Broadcast Group owned regional sports network – presents more live, local sports programming than any other network or broadcast system in the market. Serving sports fans throughout Minnesota, Wisconsin, Iowa and North and South Dakota, the regional network produces over 250 live sporting events every year. BSN has also produced the annual "Hockey Day Minnesota" television event for the past sixteen years.



KEVIN GORG

ANALYST/SIDELINE REPORTER

Kevin Gorg is an analyst and sideline reporter for Bally Sports North.

Gorg attended the University of St. Thomas where he studied teaching/coaching and minored in sports broadcasting. He served as the head hockey coach at Burnsville High School from 1993-95, head coach for Mounds View High School from 1995-98 and was the head coach for the University of St. Thomas Women's hockey team from 1998-2007 before he started reporting for FOX Sports North in 2006.

Gorg is a Burnsville, Minn., native and played goalie for 1985 State Champion Burnsville High School hockey team. He went on to play collegiately at the University of St. Thomas and for a USHL team in Des Moines, Iowa. He is the father of three girls, Katarina, Madelynn and Annika, and in his spare time he loves to go to the movies, listen to Journey and follow horse racing.

ANTHONY LAPANTA

TELEVISION PLAY-BY-PLAY ANNOUNCER

Anthony LaPanta is in his 11th season as play-by-play announcer for the Wild on the club's exclusive broadcast partner Bally Sports North.

A graduate of Totino-Grace High School and St. John's University (Collegeville, Minn.), LaPanta has covered the Twin Cities sports scene since 1991. The native of New Brighton, Minn., has hosted the pregame and postgame shows on Bally Sports North for the Twins, Wild and Timberwolves nightly since 2004 and called the television play-by-play for the University of Minnesota men's hockey team for two seasons before joining the Wild's broadcast team. He has also filled in as the play-by-play announcer for the Minnesota Twins and Minnesota Timberwolves, and handled the play-by-play duties for High School Hockey Night on Bally Sports North.

Before joining Bally Sports North, he was the television voice of the St. Paul Saints for 10 seasons and was the radio play-by-play announcer for the Twins in 1999.

LaPanta has won five regional Emmy Awards (three for play-by-play and two for sports anchor/host) and was involved in the development of the Hockey Day Minnesota concept.

LaPanta and his wife, Margo, have four children. They reside in Shoreview, Minn., where he has been very active in the hockey community. He spent many years coaching youth athletics in the Mounds View program, and is in his 15th season as an assistant high school football coach at Totino-Grace.



RYAN CARTER

TELEVISION & STUDIO ANALYST

Ryan Carter re-joined the Wild organization in September of 2018, and serves as a color analyst and studio analyst for Wild games on Bally Sports North. He also works closely with the team's web and digital content, community relations and marketing departments as a media and content advisor to help provide unique and creative content.

Carter also serves as an ambassador for the Wild's "Faceoff for Fitness" school assembly program. The educational initiative emphasizes physical fitness, nutrition and healthy lifestyle choices to students throughout Minneapolis and Saint Paul.

The White Bear Lake, Minn., native totaled 93 points (41-52=93), 444 PIM and 691 hits in 473 career NHL games during nine seasons with Anaheim, Carolina, Florida, New Jersey and Minnesota (2007-16). He recorded 25 points (10-15=25) and 103 PIM in 113 contests during two seasons with the Wild (2014-16). The left-shot winger appeared in 46 career Stanley Cup Playoff matches and won a Stanley Cup with the Anaheim Ducks in 2007. Carter played in 18 games with the Iowa Wild in 2016-17 after undergoing surgery to repair a torn labrum in his right shoulder. He announced his retirement as a player in September of 2017.

The former forward played two seasons at Minnesota State University Mankato (2004-06) and helped White Bear Lake High School reach the 2001 state high school hockey tournament. He graduated from Minnesota State University Mankato in May of 2018 with a bachelor's degree in interdisciplinary studies.

He and his wife, Erin, have three daughters, Maggie, Natalie and Lily.





TELEVISION ANNOUNCERS



WES WALZ

TELEVISION & STUDIO ANALYST

Wes Walz re-joined the Minnesota Wild organization in October of 2011, and serves as a color analyst and studio analyst for Wild games on Bally Sports North. He also serves as the Director of the Wes Walz Minnesota Wild Hockey School.

Following his retirement as a player, Walz served as an assistant coach with the Tampa Bay Lightning for two seasons (2008-10), head coach of the East Ridge High School girls' hockey team for two seasons (2012-14) and head coach of the East Ridge High School boys' team for three seasons (2014-17).

He skated in 607 career NHL games in parts of 13 seasons with Boston, Philadelphia, Calgary, Detroit and Minnesota (1989-07) collecting 260 points (109-151=260) and 343 penalty minutes (PIM). Walz was selected by Boston in the third round of the 1989 NHL Entry Draft (57th overall) and made his NHL debut on Feb. 18, 1990 with the Bruins. He recorded his first NHL goal and assist in his second career contest on Feb. 20, 1990 against the Flames in his hometown of Calgary. Walz split time between the AHL and NHL for the next six seasons before playing in Switzerland for four seasons (1996-00).

He was an inaugural member of the Minnesota Wild signing with the team as a free agent on June 28, 2000. Walz recorded 182 points (82-100=182) and 272 PIM in 438 games with the Wild before retiring on Dec. 1, 2007. He still owns the franchise record for most shorthanded goals in a career with 14. Walz set NHL expansion team records with seven shorthanded goals and nine shorthanded points during the 2000-01 season and was a key contributor on the team that advanced to the 2003 Western Conference Finals ranking tied for second in playoff goals (seven) and scoring (13). He was a finalist for the Frank J. Selke Trophy as the NHL's best defensive forward in 2002-03. Walz served as team captain in December 2000 and March/April 2006, and was a permanent alternate captain in each of his last two seasons with the team.

He and his wife, Kerry-Anne, have five children, Kelvin, Jaedyn, Brehna, Cheyne and Wrexyn.

RADIO INFORMATION



KFAN FM 100.3 is the official flagship home of the Minnesota Wild. Since the 2011-12 NHL season, KFAN has broadcast all Wild preseason, regular season and Stanley Cup Playoff games on the State of Hockey's top-rated sports talk station. **Joe O'Donnell** (play-by-play), **Tom Reid** (analyst) and **Kevin Falness** (producer/studio host) capture all of the action and suspense. Coverage begins with a 15-minute pre-game show and concluding with a 30-minute postgame show. Conflicting games are moved to KOOL 108 FM. Additional Wild-related programming on KFAN features the "Wild Weekly" show and "Wild Fanline," which airs after select Wild games.

iHeart Radio reaches more than 2.5 million listeners every week over the air, via the Internet and through iheartradio.com.



The Minnesota Wild is committed to growing the sport of hockey throughout the state of Minnesota and upper Midwest as part of the Minnesota Wild Radio Network. Through a partnership with Skyview Networks, more than 50 radio affiliates – the largest in the NHL – will broadcast Wild hockey games to thousands of Minnesota fans.

As one of America's most dynamic broadcast solutions companies, Skyview Networks is a broadcast technology and national network sales solutions company that provides services to 100-plus professional and collegiate sports organizations, ABC Radio, CBS News Radio, Local Radio Networks and two state news networks.

Founded in 1995, Skyview focuses on providing best-in-class services that include satellite distribution, full network automation, inventory management systems and network audio sales. For more information, visit skyviewnetworks.com.

RADIO INFORMATION



Presented by
Xcel Energy

RADIO AFFILIATES (AS OF OCTOBER 1, 2022)

MINNESOTA

Aitkin.....KKIN 930 AM / 103.1 FM
Albert Lea.....KATE 1450 AM
Austin.....KAUS 1480 AM
Bemidji.....KBUN 1450 AM / 104.5 FM
Benson.....KSCR 93.5 FM
Brainerd.....KVBR 1340 AM / 95.1 FM
Crookston.....KROX 1260 AM / 105.7 FM
Detroit Lakes.....KDLM 1340 AM / 93.1 FM / 96.9 FM
Duluth.....KDAL 610 AM
Duluth.....WDSM 710 AM
Ely.....WELY 1450 AM
Eveleth.....KRBT 1340 AM
Fairmont.....KSUM 1370 AM / 97.1 FM
Fosston.....KKCQ 1480 AM
Glenwood.....KMGK 107.1 FM
Grand Rapids.....KOZY 1320 AM
Hibbing.....WMFG 1240 AM
Hutchinson.....KDUZ 1260 AM / 96.5 FM

International Falls.....KGHS 1230 AM
Mankato.....KMKO 95.7 FM
Marshall.....KNSG 107.5 FM
Mpls/St. Paul.....KFAN 100.3 FM
New Ulm.....KNUJ 860 AM / 97.3 FM
Owatonna.....KFOR 106.3 FM
Rochester.....KRCH 101.7 FM
Roseau.....KRWB 1410 AM
St. Cloud.....KXSS 1390 AM
Thief River Falls.....KKAQ 1460 AM
Verndale.....KSCK 1070 AM
Wabasha.....WBHA 1190 AM / 99.7 FM
Walker.....KAKK 1570 AM
Warroad.....KRWB 102.9 FM
Waseca.....KFOR 1170 AM
Winona.....KWMM 99.3 FM
Worthington.....KWOA 730 AM

NORTH DAKOTA

Bismarck.....KLXX 1270 AM
 Fargo.....KNFL 740 AM/KFGO 790 AM
Grand Forks.....KXXL 1440 AM

SOUTH DAKOTA

Sioux Falls.....KWSN 1230 AM
Vermillion.....KVTK 1570 AM
Yankton.....KVTK 101.5 FM

WISCONSIN

Eau Claire.....WBIZ 1400 AM



KEVIN FALNESS EXECUTIVE PRODUCER/STUDIO HOST

Kevin Falness is in his 23rd year as the Executive Producer and Studio Host of Minnesota Wild radio broadcasts on the club's flagship station KFAN radio and across the Minnesota Wild Radio Network. He is the host of the team's pre- and post-game shows, and keeps fans up to date on all the late-breaking hockey news and scores around the NHL between periods from his studio at Xcel Energy Center. It serves as the starting point for each and every radio broadcast for the Minnesota Wild Radio Network.

Falness is a graduate of St. Louis Park High School and Brown Institute, and spent six years in Denver working in sports radio at KKFN before joining the Minnesota Wild.

Besides hearing him on the radio broadcasts, you can also catch Falness providing updates both for the team's official Web site, wild.com and the official Minnesota Wild PONDcast. He also devotes much time to Wild radio affiliates, building the largest network in the NHL.

He and his wife, Melissa, have three sons, Brayden, Bennett and Beckett. The family lives in St. Louis Park.

RADIO ANNOUNCERS

M

JOE O'DONNELL

RADIO PLAY-BY-PLAY ANNOUNCER

Joe O'Donnell is in his second season as Minnesota's radio play-by-play announcer and is in his 1st season with the Wild organization.

O'Donnell served as the play-by-play announcer for the Iowa Wild of the American Hockey League (AHL) for eight seasons (2013-21) and the Houston Aeros for five seasons (2008-13). He also served as Director of Broadcasting and Team Services with Iowa.

Prior to joining the Wild organization, O'Donnell spent three seasons with the Idaho Steelheads in the ECHL as a broadcaster (2005-08) and served as an intern with ECHL's Reading Royals for two seasons (2003-05). He called the 2011 AHL Calder Cup Finals, served as the announcer for the 2007 ECHL All-Star Game and the 2007 Kelly Cup Finals, and was named the ECHL's National Conference Broadcaster of the Year in 2007.

The Havertown, Pa., native graduated from the University of Delaware with a degree in communications. He and his wife, Cara, have three sons: Jake, James and Christopher.



TOM REID

RADIO ANALYST

Tom Reid is in his 23rd year with the Minnesota Wild and his 21st season as the club's radio analyst, after serving as television analyst for the club's first two seasons. Reid and Joe O'Donnell work together as the voices of Wild hockey on the club's official flagship station KFAN radio (100.3 FM), and the extensive radio network which blankets the State of Hockey. In addition to their work with the wild, the pair served as television broadcast partners with the North Stars beginning in 1980.

The former NHL defenseman joined the organization on Aug. 10, 2000, and spent his first two years as television analyst sharing his hockey knowledge with millions of hockey fans across Minnesota.

Reid spent 11 years playing in the NHL with the Chicago Blackhawks (1967-69) and the Minnesota North Stars (1969-78). In 701 games, the defenseman tallied 130 points (17-113=130) and 654 penalty minutes (PIM). He added 14 points (1-13=14) and 49 PIM in 43 career Stanley Cup Playoff games. Reid is the only NHL player to score a penalty shot on Hall of Fame goaltender Ken Dryden of the Montreal Canadiens.

Following his playing career, Reid spent the next 12 years as a television/radio analyst for the North Stars. Prior to his coming on board with the Wild, he served as the television analyst for University of Minnesota Golden Gopher hockey telecasts and was a television analyst for the Minnesota State High School Hockey Tournament.

The Fort Erie, Ont., native has been very active in community service projects since moving to Minnesota more than 30 years ago. Reid is presently involved with Minnesota's children's wish granting organization "Wishes & More". He was a co-founder of the Minnesota chapter of the Make-A-Wish foundation in 1982, and served as the organization's volunteer Vice President for 16 years.

Reid was on the initial board of directors for the NHL Alumni Association and served as the president of the Minnesota NHL Alumni chapter from 1998 to 2010. Reid is also the owner of Tom Reid's Hockey City Pub in downtown Saint Paul.

He and his wife, Patty, reside in Inver Grove Heights. They have a daughter, Rebecca, who resides in the Twin Cities.





2022-2023 SCHEDULE

OCTOBER 2022

SUN	MON	TUE	WED	THU	FRI	SAT
9	10	11	12	13 <small>BSN</small> NYR 7:00	14	15 <small>BSN</small> LAK 7:00
16	17 <small>BSN</small> COL 7:00	18	19	20 <small>BSN</small> VAN 7:00	21	22 <small>BSN</small> @BOS 12:00
23	24	25 <small>BSN</small> @MTL 6:00	26	27 <small>BSN</small> @OTT 6:00	28	29 <small>BSN</small> @DET 6:00
30 <small>BSN</small> @CHI 6:00	31					

NOVEMBER 2022

SUN	MON	TUE	WED	THU	FRI	SAT
		1 <small>BSN</small> MTL 7:00	2	3 <small>BSN</small> SEA 7:00	4	5
6	7	8 <small>ESPN</small> @LAK 9:30	9 <small>TNT</small> @ANA 9:00	10	11 <small>ESPN</small> @SEA 9:00	12
13 <small>BSN</small> SJS 5:00	14	15 <small>BSN</small> @NSH 7:00	16	17 <small>BSN</small> PIT 7:00	18	19 <small>BSN EXTRA</small> CAR 7:00
20	21	22	23 <small>BSN</small> WPG 6:00	24	25 <small>BSN</small> TOR 1:00	26
27 <small>BSN EXTRA</small> ARI 1:00	28	29	30			

DECEMBER 2022

SUN	MON	TUE	WED	THU	FRI	SAT
				1 <small>ESPN</small> EDM 7:00	2	3 <small>BSN</small> ANA 1:00
4 <small>BSN</small> @DAL 2:00	5	6	7 <small>BSN</small> @CGY 7:00	8	9 <small>BSN</small> @EDM 8:00	10 <small>BSN</small> @VAN 9:00
11	12 <small>BSN EXTRA</small> EDM 7:00	13	14 <small>BSN</small> DET 6:30	15	16 <small>ESPN</small> CHI 7:00	17
18 <small>BSN</small> OTT 1:00	19	20	21 <small>BSN EXTRA</small> @ANA 9:00	22 <small>BSN</small> @SJS 9:30	23	24
25	26	27 <small>BSN</small> @WPG 7:00	28	29 <small>BSN</small> DAL 7:00	30	31 <small>BSN</small> @STL 5:00

JANUARY 2023

SUN	MON	TUE	WED	THU	FRI	SAT
1	2	3	4 <small>TNT</small> TBL 8:30	5	6	7 <small>BSN</small> @BUF 6:00
8 <small>BSN EXTRA</small> STL 6:00	9	10 <small>BSN</small> @NYR 6:00	11	12 <small>BSN</small> @NYI 6:30	13	14 <small>BSN EXTRA</small> ARI 7:00
15	16	17 <small>BSN</small> @WSH 6:00	18	19 <small>BSN</small> @CAR 6:00	20	21 <small>BSN</small> @FLA 5:00
22	23	24 <small>BSN</small> @TBL 6:00	25	26 <small>BSN</small> PHI 7:00	27	28 <small>BSN</small> BUF 8:00
29	30	31				

FEBRUARY 2023

SUN	MON	TUE	WED	THU	FRI	SAT
			1	2	3	4
5	6 <small>BSN</small> @ARI 8:00	7	8 <small>BSN</small> @DAL 7:30	9 <small>BSN</small> VGK 7:00	10	11 <small>BSN</small> NJD 7:00
12	13 <small>BSN</small> FLA 7:00	14	15 <small>TNT</small> COL 8:30	16	17 <small>BSN</small> DAL 7:00	18
19 <small>BSN</small> NSH 1:00	20	21 <small>BSN</small> LAK 7:00	22	23 <small>BSN</small> @CBJ 6:00	24 <small>BSN EXTRA</small> @TOR 6:00	25
26 <small>BSN</small> CBJ 1:00	27	28 <small>BSN</small> NYI 7:00				

MARCH 2023

SUN	MON	TUE	WED	THU	FRI	SAT
			1	2 <small>BSN</small> @VAN 9:00	3	4 <small>BSN EXTRA</small> @CGY 9:00
5	6	7 <small>BSN</small> CGY 7:00	8 <small>BSN</small> @WPG 6:30	9	10	11 <small>BSN</small> @SJS 9:30
12 <small>BSN</small> @ARI 8:30	13	14	15 <small>TNT</small> @STL 8:30	16	17	18 <small>BSN</small> BOS 1:00
19 <small>BSN</small> WSH 1:00	20	21 <small>BSN</small> @NJD 6:00	22	23 <small>ESPN</small> @PHI 5:30	24	25 <small>BSN</small> CHI 4:00
26	27 <small>BSN</small> SEA 7:00	28	29 <small>TNT</small> @COL 9:00	30	31	

APRIL 2023

SUN	MON	TUE	WED	THU	FRI	SAT
						1 <small>BSN</small> @VGK 9:00
2	3 <small>BSN EXTRA</small> VGK 7:00	4	5	6 <small>BSN EXTRA</small> @PIT 6:00	7	8 <small>ABC</small> STL 12:00
9	10 <small>ESPN</small> @CHI 8:00	11 <small>BSN EXTRA</small> WPG 7:00	12	13 <small>BSN</small> @NSH 7:00	14	15

HOME
GAME

ROAD
GAME

REVERSE
RETRO

ALL TIMES CENTRAL. GAME DATES & TIMES SUBJECT TO CHANGE.
FOR THE LATEST GAME INFORMATION, VISIT WILD.COM.



All Minnesota Wild games are available on KFAN 100.3 FM.
Any preempted contests will be heard on KOOL 108 FM.

Bally SPORTS
NORTH



Bally SPORTS+

Stream Wild games live with the Bally Sports app and
Bally Sports Plus. Download the app, then sign in with your
TV provider or subscribe to Bally Sports Plus to watch
Bally Sports North and Wild hockey all season long.