

SEATTLE KRAKEN

SEASON IN REVIEW

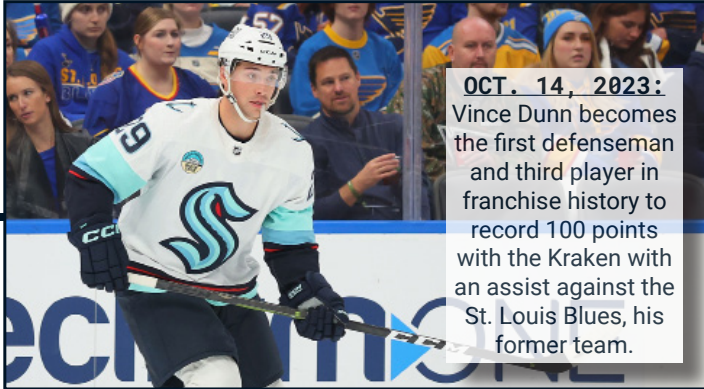
2023-24



— DEFEND THE DEEP — DEFEND THE DEEP — DEFEND THE DEEP — DEFEND THE DEEP — DEFEND THE DEEP

2023-24 Season2-6
In the System7
2023-24 Roster8
Player Bios9-14
How the Kraken Were Built15
Career NHL Stats16
Career Kraken Stats17
Final NHL Standings18
Man Games Lost19
Team Award Winners19
2023-24 Transactions20-21
Season Stats22
Home Scoring23
Road Scoring24
Team Game-by-Game25-26
Player Game-by-Game25-33
Highs and Lows34-35
Statistical Breakdown36-37
2022-23 Season Record Book38-39
All-Time Record Book40-46

OCTOBER



OCT. 14, 2023: Vince Dunn becomes the first defenseman and third player in franchise history to record 100 points with the Kraken with an assist against the St. Louis Blues, his former team.



OCT. 19, 2023: After making his NHL debut during the 2023 Stanley Cup Playoffs, rookie Tye Kartye scores his first-career regular-season goal in Seattle's 7-4 win over the Carolina Hurricanes.



OCT. 30, 2023: The Kraken defeat the Tampa Bay Lightning 4-3 in overtime. With the win, Seattle has recorded at least one win against each NHL team. The game was Matty Beniers' 100th NHL game, making him the first Seattle draft pick and 14th player in franchise history to appear in 100 games with the Kraken.



OCT. 24 - NOV. 11, 2023: Jaden Schwartz records a career-best, nine-game point streak. The streak is the second-longest point streak in franchise history and the longest ever by a Kraken forward.

NOVEMBER

the next wave

NOV. 9, 2023: Ryan Winterton makes his NHL debut against the Avalanche, becoming the franchise's third draft pick to make his NHL debut with the Kraken, joining Matty Beniers and Shane Wright. He is the second player selected in the third round of the 2021 NHL Draft to play in an NHL regular-season game, joining Stanislav Svozil (69th-overall), who played in two games for the Columbus Blue Jackets last season.



DECEMBER



DEC. 7, 2023: Ryker Evans makes his NHL debut against the New Jersey Devils, becoming the franchise's first defenseman and fourth draft pick to make his NHL debut with the Kraken. He also is the eighth defenseman selected in the 2021 NHL Draft to play in an NHL game.

"Joey! Joey!"

DEC. 12, 2023: Joey Daccord records the first shutout of his career, making 24 saves in Seattle's 4-0 win over the Florida Panthers. Ryker Evans records his first NHL point with an assist in the win.

Dec. 12, 2023 - Jan. 13, 2024:

DEC. 16, 2023: Adam Larsson plays in his 300th consecutive game. His "Iron Man" streak is the fourth-longest active streak in the NHL at that point, and he is the only player to appear in every game (regular season or playoffs) in franchise history at that time.



DEC. 23, 2023: Vince Dunn records three points (one goal, two assists) in Seattle's 3-2 win over the Anaheim Ducks. His first assist of the night was his 100th as a member of the Kraken, making him the first player in franchise history to record 100 assists with the team.



hometown kid

JANUARY



JAN. 1, 2024:

The Kraken defeat the Golden Knights 3-0 in the 2024 Discover Winter Classic at T-Mobile Park in front of a sold-out crowd of 47,313 people. The event marks the first-ever NHL outdoor game to be played in Seattle.



Seattle becomes the second team in NHL history to defeat a reigning Stanley Cup champion in a regular-season outdoor game, following the Wild in the 2016 Stadium Series at TCF Bank Stadium, according to NHL Stats. The Kraken also become the third franchise in League history with a shutout win in its outdoor game debut.



With the opening and eventual game-winning goal of the Winter Classic, Eeli Tolvanen registers his 100th career point. He was the 15th skater from the 2017 NHL Draft class to total 100 career points.

Will Borgen also scores his first goal of the season in the win.



Joey Daccord becomes the first goalie in Winter Classic history and the fifth goalie in NHL history to record a shutout during an outdoor game. It extends his point streak to nine games, setting a franchise record for the longest point streak by a goalie passing Martin Jones' previous record from Jan. 1 to 14, 2023.

←
Cocoa Cup
winner!



DEC. 20, 2023 - JAN. 13, 2024:

The Kraken win a franchise-best nine consecutive games, becoming the second franchise in NHL history to have a winning streak of at least nine games within its first three seasons according to NHL Stats.

The team's nine-game win streak is tied for the third-longest such streak during the 2023-24 regular season.

During the streak, Joey Daccord wins a franchise record eight consecutive games from Dec. 20 to Jan. 13, allowing only 12 goals against during that span.

FEBRUARY



FEB. 3, 2024:

Oliver Bjorkstrand represents the Kraken at the 2024 NHL All-Star Game, becoming the second player in franchise history and the third Danish player to appear in an NHL All-Star Game. Scoring in the first game of the day, Bjorkstrand becomes the first Danish player in NHL history to score in an All-Star Game.





FEB. 10-24, 2024: Jared McCann records a seven-game point streak, a career high for the forward.



FEB. 29, 2024: The Kraken defeat the Pittsburgh Penguins 2-0, marking the 500th regular-season game of Dave Hakstol's head coaching career. The win was Philipp Grubauer's first shutout since the 2021-22 season.

MARCH

That's Kraken hockey baby!

MARCH 4, 2024: The Kraken beat the Flames 4-2 in Calgary, marking the 100th win in franchise history.



#Ebs1000



MARCH 12, 2024: Jordan Eberle plays in his 1,000th NHL regular-season game. He becomes the fifth player from the 2010 NHL Draft class and the 21st player from Saskatchewan to play in 1,000 games. Eberle is the second player to celebrate his 1,000-game milestone with the Kraken, joining former Captain Mark Giordano who did so on March 5, 2022. The Kraken recognized Eberle's accomplishment with a ceremony on March 14.



MARCH 26, 2024: Logan Morrison makes his NHL debut against the Anaheim Ducks. He becomes the second undrafted player in franchise history to play in his first NHL game with the Kraken, joining Tye Kartye who did so during the 2023 Stanley Cup Playoffs.



APRIL

APRIL 5, 2024: Matty Beniers and Oliver Bjorkstrand both record their 100th point with the Kraken, with Bjorkstrand assisting on Beniers' goal. Beniers becomes the first draft pick in franchise history and the second player from the 2021 draft class to record 100 career points. The assist makes Bjorkstrand the first player acquired in a trade to tally 100 points with the Kraken.

*Wright
on time* ↘



APRIL 1-11, 2024: Shane Wright totals five points (four goals, one assist) in five games after being recalled from Coachella Valley.

- His five points from April 1 to 11 are tied for the third-most among NHL rookies during that span.
- All four of Wright's goals are scored at even strength, which ties for the sixth-most in the NHL during that span.
- Wright scores the game-winning goal in each of Seattle's three wins during that span. His three game winners are the most in the league during that span and tied for the most among all NHL rookies in 2023-24.

APRIL 18, 2024: Will Borgen and Jamie Oleksiak play in their 82nd and final game of the season. It marks the first time in Oleksiak's career that he plays in all 82 regular-season games, and Borgen becomes the second player in franchise history (Adam Larsson) to appear in every regular-season game in consecutive seasons.

Borgen finishes the 2023-24 regular season having played in 183 consecutive games, which is the 18th-longest active "Iron Man" streak in the NHL.

Borgen and Oleksiak start every game of the 2023-24 season on a pair together. Their 1075:54 of ice time together at 5-on-5 ranked seventh in the NHL among all defensive pairs this season according to Natural Stat Trick.





#FuelTheFire

For the second consecutive season in a row, the Coachella Valley Firebirds have advanced to the Calder Cup Western Conference Finals. Their next series is set to begin on May 29 and they will face the winner of Grand Rapids and Milwaukee's second-round series.

The Firebirds ended the 2023-24 regular season as the AHL's Pacific Division Champions with a 45-15-6 record and 103 points.

FIRKUS CIRCUS: Jagger Firkus was named the WHL's Bobby Clarke Trophy winner after recording a hat trick and two assists in the Moose Jaw Warriors' final regular season game on March 23 to finish the season with 126 points (61 goals, 65 assists). His 126 points also won him the CHL scoring title. Firkus went on to win the Four Broncos Memorial Trophy awarded to the WHL's Player of the Year award. He helped lead the Moose Jaw Warriors to their first WHL Playoffs Championship in franchise history, ending the postseason leading the league in points with 32 (14 goals, 18 assists). The Warriors will compete for the 2024 CHL Memorial Cup.

PROSPECTS

DAVID GOYETTE SUDBURY WOLVES
40 GOALS 77 ASSISTS 117 POINTS
WON THE OHL'S EDDIE POWERS MEMORIAL TROPHY

JAGGER FIRKUS MOOSE JAW WARRIORS
61 GOALS 65 ASSISTS 126 POINTS
NAMED THE WHL'S BOBBY CLARKE TROPHY WINNER

CARSON REHKOPF KITCHENER RANGERS
52 GOALS 43 ASSISTS 95 POINTS

JANI NYMAN ALVES TAMPERE
76 GOALS 17 ASSISTS 43 POINTS

*STATS ARE AS OF APRIL 14

PROSPECTS IN THE PLAYOFFS: The Kraken had 15 prospects play in playoff series across the North American, Swedish and Finnish leagues: Jagger Firkus (Moose Jaw; WHL), Zeb Forsfjall (Skelleftea; SHL), David Goyette (Sudbury; OHL), Kaden Hammell (Everett; WHL), Kyle Jackson (Kansas City; ECHL), Tyson Jugnauth (Portland; WHL), Niklas Kokko (Pelicans; Liiga), Andrei Loshko (Rouyn-Noranda; QMJHL), Ty Nelson (North Bay; OHL), Jani Nyman (Tampere; Liiga), Caden Price (Kelowna; WHL), Carson Rehkopf (Kitchener; OHL), Eduard Sale (Kitchener; OHL) and Visa Vedenpaa (Kokkola; Mestis).

Jagger Firkus (Moose Jaw) and Tyson Jugnauth (Portland) faced off against each other in the WHL Playoff Final.

COACHELLA VALLEY

SHANE WRIGHT
20 GOALS IN 57 GAMES
TIED FOR SIXTH AMONG AHL ROOKIES

RYAN WINTERTON
21 GOALS IN 56 GAMES
TIED FOR FOURTH AMONG AHL ROOKIES

OVER 20 GOALS DURING THEIR ROOKIE SEASON WITH THE COACHELLA VALLEY FIREBIRDS

LOGAN MORRISON — ONLY TWO PENALTY MINUTES, TYING FOR THE LEAST AMONG ALL AHL SKATERS WHO HAVE PLAYED AT LEAST 60 GAMES

VILLE OTTAVAINEN
33 POINTS ROOKIE AHL SEASON WITH THE COACHELLA VALLEY FIREBIRDS

*STATS ARE AS OF APRIL 14

A NORDIC SUMMER: Niklas Kokko backstopped the Pelicans to the Liiga Playoff Final, stopping 375 out of 408 shots against in 17 games. His .925 save percentage and 1.81 goals against average in that span were the second-best among all goalies in the Liiga playoffs. Kokko backstopped the Pelicans through 12 consecutive games without losing in regulation from Feb. 16 to March 28, only losing in regulation in game five of the Liiga Playoffs. With a 10-0-2 record in that span, he saved 261 out of 281 shots against, including two shutouts, for a .928 save percentage and a 1.68 goals-against average.

Zeb Forsfjall and Skelleftea AIK defeated Rögle BK to become the Swedish Hockey League Champions.

2023-24 ROSTER


Forwards	#	Height	Weight	DOB	Birthplace
Pierre-Edouard Bellemare	41	5'11"	198	3/6/85	Le Blanc-Mesnil, FRA
Matty Beniers	10	6'2"	178	11/5/02	Hingham, MA, USA
Oliver Bjorkstrand	22	6'0"	175	4/10/95	Herning, DNK
Andre Burakovsky	95	6'3"	209	2/9/95	Klagenfurt, AUT
Jordan Eberle	7	5'11"	190	5/15/90	Regina, SK, CAN
Yanni Gourde	37	5'9"	174	12/15/91	Saint-Narcisse, QC, CAN
Tye Kartye	52	5'11"	202	4/30/01	Kingston, ON, CAN
Jared McCann	19	6'1"	191	5/31/96	Stratford, ON, CAN
Jaden Schwartz	17	5'10"	185	6/25/92	Wilcox, SK, CAN
Brandon Tanev	13	6'0"	189	12/31/91	Toronto, ON, CAN
Tomas Tatar	90	5'10"	173	12/1/90	Ilava, SVK
Eeli Tolvanen	20	5'10"	191	4/22/99	Vihti, FIN
Kailer Yamamoto	56	5'8"	153	9/29/98	Spokane, WA, USA

Defensemen	#	Height	Weight	DOB	Birthplace
Will Borgen	3	6'3"	204	12/19/96	Moorhead, MN, USA
Brian Dumoulin	8	6'4"	207	9/6/91	Biddeford, ME, USA
Vince Dunn	29	6'0"	200	10/29/96	Mississauga, ON, CAN
Ryker Evans	39	5'11"	189	12/13/01	Calgary, AB, CAN
Adam Larsson	6	6'3"	209	11/12/92	Skellefteå, SWE
Jamie Oleksiak	24	6'7"	257	12/21/92	Toronto, ON, CAN
Justin Schultz	4	6'2"	190	7/6/90	Kelowna, BC, CAN

Goaltenders	#	Height	Weight	DOB	Birthplace
Philipp Grubauer	31	6'1"	188	11/25/91	Rosenheim, DEU
Joey Daccord	35	6'2"	201	8/19/96	Boston, MA, USA

Pierre-Edouard Bellemare 40 GP | 4 G | 3 A | 7 PTS | 6 PIM

- Totaled seven points (four goals, three assists) in 40 regular-season games with the Kraken.
- Ranks second all-time among French players in career goals (64), assists (74) and points (138).
- Won 53 percent of the faceoffs he took in 2023-24, going 174-for-325 at the faceoff dot. His 53.5 win percentage was the best mark among Kraken skaters that took at least 165 draws in 2023-24.
- His 53.5 faceoff win percentage in 2023-24 was the third-best mark of his career.
- Averaged 1:51 of shorthanded ice time per game, which ranked fourth among Seattle forwards.
- Went a perfect 7-for-7 at the faceoff dot vs. Colorado on Oct. 17, 2023, marking the first time in franchise history that a skater won 100 percent of his draws with taking at least seven faceoffs.
- Scored his first goal as a member of the Kraken vs. Carolina of Oct. 19, 2023. It was the seventh shorthanded goal of his career and the Kraken's first shorthanded goal of the season. The goal also marked the fifth different team that he scored a shorthanded goal for, which was the most among all active players according to NHL Stats.




Matty Beniers 77 GP | 15 G | 22 A | 37 PTS | 20 PIM

- Finished the 2023-24 season ranked sixth on the Kraken in scoring, totaling 37 points (15 goals, 22 assists) in 77 regular-season games.
- Set a career high with six power-play goals and 13 power-play points, both of which ranked fourth on Seattle's roster.
- Won 527 faceoffs, which was a career high and led all Kraken skaters. His 1,111 faceoffs taken also topped Kraken skaters.
- Became the first draft pick in franchise history and the third player from the 2021 NHL Draft to appear in 100 regular-season NHL games when he did so on Oct. 30, 2023 against Tampa Bay.
- Had a single-game career high 15 faceoff wins on March 14, 2024 and again on April 11, 2024.
- Recorded his 100th career point with a goal at Anaheim on April 5, 2024, making him the sixth player and the first draft pick in franchise history to total 100 points with the Kraken. He also became the second player from the 2021 NHL Draft Class to reach the 100-point milestone.



Oliver Bjorkstrand 82 GP | 20 G | 39 A | 59 PTS | 12 PIM

- Appeared in all 82 regular-season games, setting career highs in assists (39), points (59) and power-play points (25).
- Led the Kraken with 39 assists and 25 power-play points and ranked second on the team in goals, points, even-strength points (34), power-play goals (eight) and game-winning goals (three; tied).
- 2023-24 marked the fourth consecutive season and the fifth time in his career that he reached the 40-point plateau. The 2023-24 campaign also marked his fifth (and third consecutive) 20-goal season.
- Selected to represent the Kraken at the 2024 NHL All-Star Game. It marked the first All-Star selection of his career and made him the third All-Star in franchise history, joining Jordan Eberle and Matty Beniers (who was named an All-Star in 2023 but had to withdraw from the game due to injury).
- Was the third Danish player in NHL history to be named an NHL All-Star joining Frederik Andersen (2019-20, 2021-22) and Frans Nielsen (2016-17) and became the first-ever Danish player to score a goal in an All-Star Game.
- Tied his single-game career high with four points (one goal, three assists) vs. San Jose on Nov. 22, 2023, becoming the third player in franchise history to have a four-point game.
- Recorded his 300th NHL point with a goal vs. Tampa Bay on Dec. 9, 2023.
- Set a career high with an assist in four straight games from April 1 to 9, 2024.



Will Borgen 82 GP | 3 G | 22 A | 25 PTS | 65 PIM

- Finished the 2023-24 regular season with 25 points (three goals, 22 assists) in 82 games, setting career highs in goals (tied), assists, points, even-strength points (25), blocked shots (111) and time on ice per game played (17:35).
- Ranked third among the team's defensemen in scoring and also ranked third among all Seattle skaters in both blocked shots (111) and hits (195). His 195 hits were tied for 16th among all NHL defensemen this season.
- Appeared in all 82 regular-season games for the second straight year, joining Adam Larsson as the only two players in franchise history to play in all 82 regular-season games for the Kraken in consecutive seasons.
- Skated 1442:12 of ice time in total in 2023-24, which ranked third on Seattle's roster behind Adam Larsson and Jamie Oleksiak.
- Finished the 2023-24 campaign having played in 183 consecutive regular-season games, which is the 18th-longest active Iron Man streak in the NHL, and the fifth-longest such streak by a defenseman.



Will Borgen cont. 82 GP | 3 G | 22 A | 25 PTS | 65 PIM

- Started every game of the regular season on a pair with defensive partner Jamie Oleksiak. Their 1075:54 of ice time together at 5-on-5 ranked seventh in the NHL among all defensive pairs this season according to Natural Stat Trick.
- All 25 of Borgen's points in 2023-24 were scored at even strength, making him one of only 12 NHL defensemen to record at least 25 points without any coming on the power play.
- Recorded six multi-point games in 2023-24, which was a career high and ranked second among Kraken defensemen (Vince Dunn; eight).
- His 25 points in 2023-24 were tied for the fourth-most among NHL defensemen who averaged less than 18 minutes of ice time.
- Recorded a multi-point effort in consecutive games for the first time in his career with two assists vs. Florida on Dec. 12, 2023 and again vs. Chicago on Dec. 14, 2023.
- Scored his first goal of the season on Jan. 1, 2024 vs. Vegas at the 2024 Winter Classic.
- Played in his 200th NHL game on March 21, 2024 at Vegas.


Andre Burakovsky 49 GP | 7 G | 9 A | 16 PTS | 14 PIM

- Missed 33 games due to injury during the 2023-24 regular season, totaling 16 points (seven goals, nine assists) in the 49 games that he did play.
- Scored a career-high five power-play goals, which ranked sixth on Seattle's roster.
- His 2.70 power-play goals per 60 in 2023-24 was the second-best mark on Seattle's roster, trailing only Jaden Schwartz (2.89) for the team lead.
- Became the 14th player from the 2013 draft class and the 17th active, Swedish skater to total 200 NHL assists with two helpers vs. Carolina on Oct. 19, 2023.
- Played in his 600th NHL game vs. Washington on March 14, 2024, becoming, the 23rd active, Swedish skater and the 14th player from his draft class to reach the milestone.




Joey Daccord 50 GP | 46 GS | 19-18-11 | .916 SV% | 2.46 GAA | 3 SO

- Posted a 19-18-11 record in 50 regular-season games with the Kraken in 2023-24, finishing the season with a .916 save percentage, 2.46 goals-against average and three shutouts.
- Set NHL career highs in games played, games started (46), wins, save percentage, goals-against average, saves (1,258) and shutouts.
- Set the franchise record for save percentage and goals-against average for Kraken goalies to play in at least three games in a season. His three shutouts also tied the franchise record for most in a single season that Martin Jones set in 2022-23.
- His .916 save percentage and 2.46 goals-against average were tied for the seventh and ranked ninth, respectively, among NHL goalies to play in at least 20 games in 2023-24.
- Set a franchise record with 42 save on Oct. 26, 2023 at Carolina. Matched that record on Dec. 20, 2024 at Los Angeles. His 42 saves against Los Angeles were the most in a Kraken win in franchise history.
- Recorded the first shutout of his career with 24 saves vs. Florida on Dec. 12, 2023, a 4-0 Seattle win.
- Recorded the first shutout in Winter Classic history with 35 saves on New Year's Day against the Vegas Golden Knights. At the time, his 35 saves were a franchise record for saves in a shutout.
- Won a franchise record eight consecutive games from Dec. 20, 2023 to Jan. 13, 2024, allowing only 12 goals against during that span. His eight-game win streak was tied for the third-longest by a goaltender in 2023-24.
- Had a shutout streak of 158:34 from Dec. 29, 2023 to Jan. 4, 2024 which was both a franchise record and the fourth-longest such streak in the NHL in 2023-24.




Brian Dumoulin 80 GP | 6 G | 10 A | 16 PTS | 20 PIM

- Totaled 16 points (six goals, 10 assists) in 80 regular-season games in 2023-24, his first season with the Kraken.
- His six goals were the most of his career and ranked third among Seattle blueliners.
- Finished the season with a 53.9 percent on-ice Corsi rating according to Natural Stat Trick, which ranked fourth among Seattle skaters that appeared in at least 10 games in 2023-24. His 53.9 on-ice Corsi percentage was also the second-best mark of his career.
- Scored a goal at Tampa Bay on Oct. 30, 2023 -- his first as a member of the Kraken -- and again on Nov. 2, 2023 vs. Nashville, marking the first time in his career that he scored in back-to-back games.
- Played in his 600th NHL game on Feb. 22, 2024 against the Vancouver Canucks.



Vince Dunn 59 GP | 11 G | 35 A | 46 PTS | 78 PIM

- Recorded 46 points (11 goals, 35 assists) in 59 regular-season games in 2023-24, leading all Kraken defensemen in scoring despite missing 23 games with an injury.
- The 2023-24 campaign was the second-highest scoring season of his career and he set a new career high with 16 power-play points.
- His 46 points are the second-most by a defenseman in franchise history, trailing only the 64-point season he had in 2022-23. Dunn now owns the top-three highest-scoring seasons by a defenseman in franchise history.
- Ranked second and third, respectively, on the Kraken in assists and points in 2023-24.
- His 0.78 points per game in 2023-24 tied with Jared McCann for the most on Seattle's roster and was the second-highest total of his career.
- Totaled 75 points (16 goals, 59 assists) from Jan. 1 to Dec. 31, 2023, which ranked second among all NHL defensemen during that span. Only Vancouver's Quinn Hughes (91) had more points in 2023.
- Became the third player and first defenseman to record 100 points with the Kraken with an assist at on Oct. 14, 2023 against the St. Louis Blues, his former team.
- Recorded his first three-point game of the season with a goal and two assists at Anaheim on Dec. 23, 2023. His first assist of the night was his 100th as a member of the Kraken, making him the first player in franchise history to total 100 assists with the team.
- Scored a goal in three consecutive games, matching his career high, from Feb. 22 to 26, 2024.




Jordan Eberle 78 GP | 17 G | 27 A | 44 PTS | 17 PIM

- Totaled 44 points (17 goals, 27 assists) in 78 regular-season games in 2023-24, ranking fourth on the team in scoring. 2023-24 marked the 11th time in his career, and the third-consecutive season, in which Eberle reached the 40-point plateau.
- Ranked in the top five on Seattle's roster in goals (third), assists (fourth), points (fourth), even-strength goals (11; tied fourth), even-strength points (32; third), power-play goals (six; tied fourth), power-play points (12, fifth) and game-winning goals (three; tied second).
- Set several franchise records on Jan. 28, 2024 vs. Columbus:
 - Tied the franchise record for points in a period with three (two goals, one assist) in the first period.
 - Became the first player in franchise history to score two power-play goals in a game.
 - Became the second player in franchise history (Jared McCann) to score 50 goals with the Kraken.
- Played in his 1000th NHL game on March 12, 2024 against the Vegas Golden Knights, becoming the fifth player from the 2008 Draft Class and the 21st Saskatchewan-born player to appear in 1,000 games. He was the second player (Mark Giordano) to play in his 1,000th NHL game with the Kraken.
- Recorded the 400th assist of his career on March 29, 2024 and the 700th point of his career on April 1, 2024.




Ryker Evans 36 GP | 1 G | 8 A | 9 PTS | 20 PIM

- Recorded nine points (one goal, eight assists) in 36 regular-season games with the Kraken in 2023-24, spending the remainder of the year with the Coachella Valley Firebirds (AHL).
- Averaged 19:11 of ice time per game, which was the eighth-most among rookie defensemen to play in at least five games this season.
- Finished the 2023-24 season with a 54.1 on-ice Corsi percentage, which led all Kraken defensemen to play in at least two games according to Natural Stat Trick. His 54.1 Corsi percentage also ranked sixth among all rookie defensemen to play in more than one game in 2023-24.
- Played in his first NHL game on Dec. 7, 2023 against the New Jersey Devils, becoming the fourth draft pick and first defenseman in franchise history to make his NHL debut with the Kraken. He also became the first player in franchise history to make his NHL debut at home.
- His 17:50 of ice time in his first game set a franchise record for total ice time by a player making his NHL debut.
- In making his NHL debut, Evans also became the fifth player and the third defenseman drafted in the second round of the 2021 NHL draft to play in an NHL regular-season game.
- Recorded his first NHL point with an assist vs. Florida on Dec. 12, 2023.
- Had two assists for his first NHL multi-point game vs. Chicago on Dec. 14, 2023.
- Extended his point streak to three games with an assist vs. Los Angeles on Dec. 16, 2023, becoming the first defenseman to have at least four points in his first six NHL games since Sean Durzi and Moritz Seider did so to start the 2021-22 season according to NHL Stats.
- Skated 25:04 in Seattle's game on Jan. 16 against the Rangers, setting a single-game career high in time on ice. His 25:04 was the highest time on ice total by a Kraken rookie in franchise history.
- Scored his first NHL goal on March 22, 2024 at Arizona.
- Totaled 15 points (two goals, 13 assists) in 25 regular-season games with Coachella Valley and was selected to represent the Firebirds at the 2024 AHL All-Star Game.




Yanni Gourde 80 GP | 11 G | 22 A | 33 PTS | 62 PIM

- Finished the 2023-24 regular season with 33 points (11 goals, 22 assists) in 80 games, ranking seventh on the Kraken in scoring.
- Has now totaled at least 30 points in each of the seven full NHL seasons he has played.
- Won 519 faceoffs in 2023-24, a career high. His 519 faceoffs won and 1,085 faceoffs taken both ranked second on Seattle's roster.
- Totaled 152:12 of shorthanded ice time in 2023-24, which was both the second-most of his career and ranked second among Kraken forwards.
- His 6.31 power-play goals against per 60 was the best mark among Kraken skaters that played on the penalty kill in 2023-24.
- Tied his single-game career high with 14 faceoff wins four times in 2023-24: On Dec. 7, 2023 vs. New Jersey, on Dec. 12, 2023 vs. Florida, on March 4, 2024 at Calgary and on April 18, 2024 at Minnesota.
- Recorded a five-game point streak from Oct. 28, 2023 at Florida to Nov. 7, 2023 at Arizona, totaling six points (one goal, five assists) during that span.
- Became the fourth player in franchise history to total 100 points with the Kraken with an assist vs. Nashville on Nov. 2, 2023.
- Had two assists, the first of which was his 300th NHL point, at Columbus on Jan. 13, 2024.
- Scored two shorthanded goals in Seattle's final game of the 2023-24 regular season on April 18, 2024 at Minnesota. He became the first player in franchise history and the fifth NHL skater in 2023-24 to score two shorthanded goals in the same game.




Philipp Grubauer 36 GP | 34 GS | 14-16-2 | .899 SV% | 2.85 GAA | 2 SO

- Posted a 14-16-2 record in 36 regular-season games with the Kraken in 2023-24, finishing the season with a .899 save percentage, 2.85 goals-against average and three shutouts.
- Finished the 2023-24 season four wins shy of tying Thomas Griess for the second-most career wins by a German goaltender in NHL history (162).
- Missed 20 games in 2023-24 with an injury.
- Made 26 saves in regulation and stopped all three shots he faced in the shootout to backstop the Kraken to a 2-1 win against the New York Islanders on Feb. 13, 2024, his first start since Dec. 9, 2023. The win was the 150th of his career, making him the third German goaltender in NHL history to win 150 NHL games.
- Stopped 35 of the 37 shots he faced to secure a 4-2 Kraken win at Calgary on March 4, 2024. It was the 300th start of his career, making him the 19th active goaltender to have started at least 300 regular-season games.
- Recorded his second shutout of the season vs. Arizona on April 9, 2024, a 5-0 Seattle win. He made 39 saves in the win, setting a franchise record and matching his career high for saves in a shutout.



Tye Kartye 77 GP | 11 G | 9 A | 20 PTS | 37 PIM

- Recorded 20 points (11 goals, nine assists) in 77 games in 2023-24, his rookie season.
- His 11 even-strength goals were tied for fourth on the Kraken and tied for 12th among all NHL rookies in 2023-24.
- Kartye was one of five rookie skaters in 2023-24 to score at least 10 goals while having none of them come on the power play.
- Led the Kraken and set a franchise record with 229 hits in 2023-24. His 15.07 hits per 60 were also the most by a Kraken skater that has played at least nine games in a season.
- Ranked third among all NHL rookies in hits in 2023-24.
- Recorded seven hits in a single game four times in 2023-24, the most of any Kraken skater.
- Played in his first regular-season NHL game at Nashville on Oct. 12, 2023.
- Scored the first regular-season goal of his NHL career vs. Carolina on Oct. 19, 2023. The goal made him the third-youngest player (Matty Beniers, Shane Wright) to score his first NHL goal with the Kraken according to NHL Stats.
- Recorded the first regular-season assist of his career vs. Nashville on Nov. 12, 2023.




Adam Larsson 81 GP | 4 G | 14 A | 18 PTS | 55 PIM

- Had 18 points (four goals, 14 assists) in 81 games played for the Kraken in 2023-24.
- Averaged 22:57 of ice time per game, which was both the second-highest total of his career and ranked second on the Kraken in 2023-24. His 1858:33 of total ice time led the team.
- Ranked second on the team with 151 blocked shots and ranked fourth with 162 hits. His 151 blocked shots were the third-most of his career.
- Skated 29:52 on Oct. 14 against St. Louis, which was both a franchise record and the highest single-game total of his career.
- Became the third defenseman from the 2011 draft class to record 200 NHL points with an assist at Chicago on Nov. 28, 2023.
- Seattle's Dec. 16, 2023 game vs. Chicago marked his 300th consecutive game played.
- Became the seventh active, Swedish skater (40th all-time) and the third player from the 2011 NHL Draft class to appear in 800 regular-season games at Dallas on Dec. 18, 2023.




Jared McCann 80 GP | 29 G | 33 A | 62 PTS | 31 PIM

- Totaled 62 points (29 goals, 33 assists) in 80 regular-season games in 2023-24, leading the Kraken in both goals and points for the third consecutive season.
- Set a career high in assists, power-play goals (nine) and power-play points (23) in 2023-24. His 29 goals, 62 points and 18 even-strength goals were all the second-most of his career.
- Led the Kraken with 14 multi-point games in 2023-24.
- Averaged 16:46 of ice time per game in 2023-24, which was a career high. Also set a career best in both total shorthanded ice time (118:14) and shorthanded ice time per game (1:29) in 2023-24.
- Became the first player in more than 100 years (George Carey and Newsy Lalonde) to record a goal in each of a franchise's first three season-opening games according to NHL Stats with a goal in Seattle's season opener at Vegas on Oct. 10, 2023.
- Scored his first overtime goal as a member of the Kraken at Tampa Bay on Oct. 30, 2023.
- Had a three-point night with two goals and an assist at Columbus on Jan. 13, 2024. His assist was the 300th point of his NHL career.
- Became the fifth player in franchise history to appear in 200 games with the Kraken on Jan. 26, 2024 vs. St. Louis.
- Recorded a six-game point streak -- a career high at the time -- from Jan. 16 to 28, 2024.
- Had a career-best seven-game point streak from Feb. 10 to 24, 2024, totaling 11 points (five goals, six assists) during that span.
- Set a single-game career high and tied the single-game franchise record with four points (one goal, three assists) vs. Vancouver on Feb. 22, 2024. His three assists were also a single-game career high.
- Scored a shorthanded goal at Calgary on March 4, 2024 and again the following night at Winnipeg on March 5, 2024. It marked the first time in his career (and first time in franchise history) that he scored a shorthanded goal in consecutive games.



Jamie Oleksiak 82 GP | 2 G | 13 A | 15 PTS | 37 PIM

- Had 15 points (two goals, 13 assists) in 2023-24, appearing in all 82 regular-season games for the first time in his career.
- The 2023-24 season was the fourth-highest scoring season of his career and he set a career high with 1611:11 of total ice time.
- Led the Kraken with a career-best 177 blocked shots, which ranked 15th in the NHL in 2023-24. His 110 hits both ranked seventh on the team and were the seventh-most of his career.
- Started every game of the regular season on a pair with defensive partner Will Borgen. Their 1075:54 of ice time together at 5-on-5 ranked seventh in the NHL among all defensive pairs this season according to Natural Stat Trick.
- Set a single-game career high with 28:21 of ice time at Pittsburgh on Jan. 15, 2024.
- Played in his 200th game as a member of the Kraken on Feb. 13, 2014 against the New York Islanders.




Justin Schultz 70 GP | 7 G | 19 A | 26 PTS | 22 PIM

- Recorded 26 points (seven goals, 19 assists) in 70 regular-season games in 2023-24, ranking second among Kraken defensemen in scoring.
- His 26 points topped all NHL defensemen in 2023-24 that averaged less than 17 minutes of ice time per game.
- 2023-24 marked the fourth consecutive season, and the ninth time in his career, that he reached the 20-point plateau.
- Had a point in four consecutive games from Oct. 30, 2023 to Nov. 7, 2023, totaling five points (one goal, four assists) during that span.
- Played in his 700th NHL game on Dec. 2, 2023 at Ottawa.
- Scored the overtime, game-winning goal vs. Philadelphia on Dec. 29, 2023. He is one of four skaters in franchise history to score multiple overtime goals with the Kraken.




Jaden Schwartz 62 GP | 13 G | 17 A | 30 PTS | 24 PIM

- Had 30 points (13 goals, 17 assists) in 62 regular-season games in 2023-24, reaching the 30-point plateau for the eighth time in his career.
- Finished the season ranked eighth on the team in scoring despite missing 20 games due to injury.
- Scored seven goals on the power play in 2023-24, which was both the third-most of his career and ranked third on the Kraken.
- Won a career-high 57.1 percent of the faceoffs he took in 2023-24, the best percentage of any Kraken skater to play in at least three games.
- His 57.1 win percentage at the faceoff dot ranked 15th among skaters to take at least 100 draws in 2023-24.
- Recorded a career-best, nine-game point streak from Oct. 24, 2023 to Nov. 11, 2023. The streak was the second-longest point streak in franchise history and the longest ever by a Kraken forward.
- Became the 17th player from his draft class to reach the 700-game milestone on Jan. 26, 2024, also becoming the 68th player in NHL history to play his 700th NHL game against his former team according to NHL Stats.



Brandon Tanev 66 GP | 7 G | 9 A | 16 PTS | 51 PIM

- Had 16 points (seven goals, nine assists) in 66 regular-season games with the Kraken in 2023-24.
- Led all Kraken forwards in total shorthanded ice time (169:26) and shorthanded ice time per game (2:34) in 2023-24.
- His 2:34 average of penalty kill ice time per game in 2023-24 was the highest mark of his career.
- Ranked second among Kraken forwards with 7.08 power-play goals against per 60.
- Ranked sixth on the Kraken with 148 hits in 2023-24. He has recorded at least 100 hits in seven of his nine NHL seasons.
- His 9.22 hits per 60 ranked fourth among Kraken skaters to appear in at least four games during the 2023-24 regular season.



Tomas Tatar 70 GP | 9 G | 15 A | 24 PTS | 20 PIM

- Totaled 24 points (nine goals, 15 assists) in 70 games in 2023-24, splitting the season between the Colorado Avalanche and Seattle Kraken.
- Acquired from Colorado in exchange for a 2024 fifth-round pick on Dec. 16, 2023. From Dec. 16, 2023 through the end of the season, he tied for fifth on the Kraken with eight goals.
- All eight of his goals with the Kraken were scored at even strength. His eight even-strength goals from Dec. 16 on tied for second on Seattle's roster, with only Jared McCann (10) scoring more.
- When Tatar was on the ice during 5-on-5 play, the Kraken outscored their opponents 22-11 according to Natural Stat Trick. His plus-11 5-on-5 on-ice goal differential was tied for the fifth-best mark on Seattle's roster from Dec. 16, 2023 to the end of the regular season.
- Became both the 13th Slovakian player and the 13th skater from the 2009 NHL Draft class to appear in 800 regular-season games when he did so on Nov. 22, 2023 vs. Vancouver.
- Scored the deciding goal in the shootout to give the Kraken a 2-1 win over the New York Islanders on Feb. 13, 2024.



Eeli Tolvanen 81 GP | 16 G | 25 A | 41 PTS | 24 PIM

- Had 41 points (16 goals, 25 assists) in 81 regular-season games with the Kraken in 2023-24, setting career highs in assists, points, even-strength goals (15) and even-strength points (31).
- Ranked in the top five on Seattle's roster in 2023-24 in goals (fourth), assists (fifth), points (fifth), even-strength goals (second), even-strength points (fourth), and game-winning goals (three; tied second).
- Set career highs in both hits (210) and blocked shots (75), which ranked second and fifth on the Kraken, respectively.
- Averaged 15:39 of ice time in 2023-24, the highest mark of his career.
- Recorded the second two-goal game of his career and added an assist vs. San Jose on Nov. 22, 2023.
- Scored the game-winning goal and added an assist at the 2024 Winter Classic. The goal was the 100th point of his NHL career, making him the 15th skater from the 2017 NHL Draft Class to reach the 100-point milestone.
- His goal in the Winter Classic was the first point in what would amount to a five-game point streak that would conclude on Jan. 13, 2024. He totaled seven points (two goals, five assists) during the streak.
- Tied his single-game career high with three points (one goal, two assists) vs. Anaheim on March 26, 2024.



Kailer Yamamoto 59 GP | 8 G | 8 A | 16 PTS | 18 PIM

- Totaled 16 points (eight goals, eight assists) in 59 regular-season games in 2023-24, his first season with the Kraken.
- Tied his career high with six power-play points in 2023-24. His two power-play goals were tied for the second-most of his career.
- Scored three goals in four attempts in the shootout in 2023-24, notching the game-deciding goal twice: on Nov. 16, 2023 against the New York Islanders and again on Feb. 26, 2024 against the Boston Bruins.
- Was one of 14 skaters in 2023-24 to score multiple game-deciding goals in the shootout in 2023-24.
- Has a 50 percent career success rate in the shootout, which is tied for 11th all-time among active skaters to have at least five shootout attempts.
- Became the first Washington-born player in franchise history to appear in a game for Seattle when he made his Kraken debut at Vegas on Oct. 10, 2023.
- Scored his first goal of the season vs. Colorado on Oct. 17, 2023, becoming the first Washington-born player to score a goal for the Kraken in franchise history.



HOW THE KRAKEN WERE BUILT

Player	NHL Entry Draft (2)
Matty Beniers	Selected by Seattle in the first round (2nd overall) of the 2021 NHL Draft
Ryker Evans	Selected by Seattle in the second round (35th overall) of the 2021 NHL Draft

Player	Free Agency (8)
Pierre-Edouard Bellemare	Signed with Seattle as a free agent on July 1, 2023
Andre Burakovsky	Signed with Seattle as a free agent on July 13, 2022
Brian Dumoulin	Signed with Seattle as a free agent on July 1, 2023
Philipp Grubauer	Signed with Seattle as a free agent on July 28, 2021
Tye Kartye	Signed with Seattle as a free agent on March 1, 2022
Justin Schultz	Signed with Seattle as a free agent on July 13, 2022
Jaden Schwartz	Signed with Seattle as a free agent on July 28, 2021
Kailer Yamamoto	Signed with Seattle as a free agent on July 2, 2023

Player	Expansion Draft (9)
Will Borgen	Selected by Seattle from Buffalo in the 2021 NHL Expansion Draft
Joey Daccord	Selected by Seattle from Ottawa in the 2021 NHL Expansion Draft
Vince Dunn	Selected by Seattle from St. Louis in the 2021 NHL Expansion Draft
Jordan Eberle	Selected by Seattle from NY Islanders in the 2021 NHL Expansion Draft
Yanni Gourde	Selected by Seattle from Tampa Bay in the 2021 NHL Expansion Draft
Adam Larsson	Selected by Seattle from Edmonton in the 2021 NHL Expansion Draft
Jared McCann	Selected by Seattle from Toronto in the 2021 NHL Expansion Draft
Jamie Oleksiak	Selected by Seattle from Dallas in the 2021 NHL Expansion Draft
Brandon Tanev	Selected by Seattle from Pittsburgh in the 2021 NHL Expansion Draft

Player	Trade (3)
Oliver Bjorkstrand	Acquired from Columbus in exchange for Calgary's 2023 third-round pick and Winnipeg's 2023 fourth-round pick on July 22, 2022
Daniel Sprong	Acquired from Washington with a 2022 fourth-round pick and a 2023 sixth-round pick in exchange for Marcus Johansson on March 21, 2022
Tomas Tatar	Acquired from Colorado in exchange for a 2024 fifth-round pick on Dec. 16, 2023

Player	Waivers (1)
Eeli Tolvanen	Claimed by Seattle off waivers from Nashville on Dec. 12, 2022

CAREER NHL STATS

Player	Pos	GP	G	A	P	+/-	PIM
Pierre-Edouard Bellemare	F	700	64	74	138	22	182
Matty Beniers	F	167	42	61	103	2	22
Oliver Bjorkstrand	F	545	151	187	338	-41	102
Will Borgen	D	214	8	45	53	-2	144
Andre Burakovsky	F	617	143	207	350	37	155
Brian Dumoulin	D	626	25	130	155	96	166
Vince Dunn	D	480	64	183	247	37	306
Jordan Eberle	F	1018	299	403	702	-60	251
Ryker Evans	D	36	1	8	9	-5	20
Yanni Gourde	F	545	126	190	316	47	402
Tye Kartye	F	77	11	9	20	-1	37
Adam Larsson	D	848	45	168	213	28	504
Jared McCann	F	586	162	175	337	8	200
Jamie Oleksiak	D	598	36	93	129	-4	453
Justin Schultz	D	745	71	253	324	-57	198
Jaden Schwartz	F	730	196	282	478	29	213
Brandon Tanev	F	473	74	84	158	54	233
Tomas Tatar	F	853	220	259	479	50	296
Eeli Tolvanen	F	264	57	62	119	-22	58
Kailer Yamamoto	F	303	58	76	134	20	124

Player	GP	GS	W	L	OT	SA	GA	GAA	SVS	SV%	SO	MIN
Joey Daccord	69	61	22	27	13	1,898	177	2.77	1,721	.907	3	3837:30
Pilipp Grubauer	344	311	158	122	32	9,095	814	2.59	8,281	.911	22	18891:05

CAREER KRAKEN STATS

Player	Pos	GP	G	A	P	+/-	PIM
Pierre-Edouard Bellemare	F	40	4	3	7	4	6
Matty Beniers	F	167	42	61	103	2	22
Oliver Bjorkstrand	F	163	40	64	104	-21	28
Will Borgen	D	200	8	45	53	7	140
Andre Burakovsky	F	98	20	35	55	-24	28
Brian Dumoulin	D	80	6	10	16	3	20
Vince Dunn	D	213	32	113	145	15	196
Jordan Eberle	F	239	58	93	151	-21	65
Ryker Evans	D	36	1	8	9	-5	20
Yanni Gourde	F	235	46	83	129	-1	183
Tye Kartye	F	77	11	9	20	-1	37
Adam Larsson	D	245	20	56	76	10	157
Jared McCann	F	233	96	86	182	-18	78
Jamie Oleksiak	D	229	12	45	57	10	163
Justin Schultz	D	143	14	46	60	-19	62
Jaden Schwartz	F	170	42	51	93	-45	60
Brandon Tanev	F	178	32	34	66	27	108
Tomas Tatar	F	43	8	7	15	8	10
Eeli Tolvanen	F	129	32	36	68	-5	34
Kailer Yamamoto	F	59	8	8	16	-9	18

Player	GP	GS	W	L	OT	SA	GA	GAA	SVS	SV%	SO	MIN
Joey Daccord	60	54	21	23	12	1,644	150	2.67	1,494	.909	3	3374:08
Philipp Grubauer	130	124	49	61	11	3,350	357	2.99	2,993	.893	4	7173:38

FINAL SEASON STANDINGS

Pacific Division												
	GP	W	L	OT	PTS	P%	REG W	ROW	GF	GA	DIFF	
1	z-Vancouver	82	50	23	9	109	.665	44	50	279	223	+56
2	x-Edmonton	82	49	27	6	104	.634	39	47	294	237	+57
3	x-Los Angeles	82	44	27	11	99	.604	37	42	256	215	+41
4	x-Vegas	82	45	29	8	98	.598	43	41	267	245	+22
5	Calgary	82	38	39	5	81	.494	32	38	253	271	-18
6	Seattle	82	34	35	13	81	.494	28	31	217	236	-19
7	Anaheim	82	27	50	5	59	.360	21	26	204	295	-91
8	San Jose	82	19	54	9	47	.287	14	18	181	331	-150
Central Division												
	GP	W	L	OT	PTS	P%	REG W	ROW	GF	GA	DIFF	
1	y-Dallas	82	52	21	9	113	.689	40	48	298	234	+64
2	x-Winnipeg	82	52	24	6	110	.671	46	52	259	199	+60
3	x-Colorado	82	50	25	7	107	.652	42	48	304	254	+50
4	x-Nashville	82	47	30	5	99	.604	38	44	269	248	+21
5	St. Louis	82	43	33	6	92	.561	31	38	239	250	-11
6	Minnesota	82	39	34	9	87	.530	32	36	251	263	-12
7	Arizona	82	36	41	5	77	.470	28	34	256	274	-18
8	Chicago	82	23	53	6	52	.317	17	22	179	290	-111
Metro. Division												
	GP	W	L	OT	PTS	P%	REG W	ROW	GF	GA	DIFF	
1	p-NY Rangers	82	55	23	4	114	.695	43	51	282	229	+53
2	x-Carolina	82	52	23	7	111	.677	44	50	279	216	+63
3	x-NY Islanders	82	39	27	16	94	.573	29	38	246	263	-17
4	x-Washington	82	40	31	11	91	.555	32	36	220	257	-37
5	Pittsburgh	82	38	32	12	88	.537	32	36	255	251	+4
6	Philadelphia	82	38	33	11	87	.530	30	34	235	261	-26
7	New Jersey	82	38	39	5	81	.494	33	38	264	283	-19
8	Columbus	82	27	43	12	66	.402	21	24	237	300	-63
Atlantic Division												
	GP	W	L	OT	PTS	P%	REG W	ROW	GF	GA	DIFF	
1	y-Florida	82	52	24	6	110	.671	42	49	268	200	+68
2	x-Boston	82	47	20	15	109	.665	36	43	267	224	+43
3	x-Toronto	82	46	26	10	102	.622	33	41	202	263	+40
4	x-Tampa Bay	82	45	29	8	98	.598	37	42	291	268	+23
5	Detroit	82	41	32	9	91	.555	27	38	278	274	+4
6	Buffalo	82	39	37	6	84	.512	33	37	246	244	+2
7	Ottawa	82	37	41	4	78	.476	25	32	255	281	-26
8	Montréal	82	30	36	16	76	.463	20	26	236	289	-53

MAN GAMES LOST

Player	Injury	First game	Last game	Games Missed	Total MGL
Matty Beniers	Upper Body	Jan. 15 at PIT	Jan. 24 vs. CHI	5	5
P-E Bellemare	Lower Body	Dec. 20 at LAK	Feb. 12 at NJD	19	19
Andre Burakovsky	Upper Body	Oct. 24 at DET	Dec. 4 at MTL	20	33
	Upper Body	Dec. 9 vs. TBL	Dec. 27 at CGY	9	
	Undisclosed	Jan. 15 at PIT	Jan. 16 at NYR	2	
	Lower Body	Feb. 29 vs. PIT	March 2 at EDM	2	
Brian Dumoulin	Lower Body	Feb. 13 at NYI	Feb. 13 at NYI	1	1
Vince Dunn	Undisclosed	Jan. 15 at PIT	Jan. 21 vs. TOR	4	23
	Upper Body	March 5 at WPG	March 30 vs. DAL	12	
	Upper Body	April 5 at ANA	April 19 at MIN	7	
Jordan Eberle	Lower Body	Nov. 9 at COL	Nov. 13 vs. COL	3	4
	Undisclosed	Dec. 16 vs. LAK	Dec. 16 vs. LAK	1	
Philipp Grubauer	Undisclosed	Nov. 22 vs. SJS	Nov. 24 vs. VAN	2	20
	Undisclosed	Dec. 10 vs. MIN	Jan. 21 vs. TOR	18	
Jared McCann	Lower Body	Dec. 20 at LAK	Dec. 20 at LAK	1	2
	Lower Body	April 9 vs. ARI	April 9 vs. ARI	1	
Jaden Schwartz	Upper Body	Nov. 30 at TOR	Jan. 4 vs. OTT	16	20
	Upper Body	March 12 vs. VGK	March 18 at BUF	4	
Justin Schultz	Upper Body	Dec. 10 vs. MIN	Dec. 18 at DAL	5	5
Brandon Tanev	Lower Body	Oct. 12 at NSH	Nov. 11 vs. EDM	14	14
	Undisclosed	Nov. 28 at CHI	Nov. 30 at TOR	2	
Ryker Evans	Lower Body	Mar. 26 vs. ANA	Mar. 26 vs. ANA	1	1
TOTAL				149	

TEAM AWARD WINNERS

Pete Muldoon (MVP) Jared McCann

Awarded annually to the player adjudged to be the most valuable to the on-ice success of the Seattle Kraken.

Fan Favorite Award Joey Daccord

Awarded to the player deemed the favorite by the best fans in the NHL.

Three Stars Award Joey Daccord

Awarded to the player that accumulates the most "points" on Three Star of the Game votes.

Guyle Fielder Award Jaden Schwartz

Awarded to the player that best exhibits the qualities of perseverance, hustle and dedication to hockey.

2023-24 TRANSACTIONS

Sept. 2, 2023	Signed F Devin Shore and D Mitch Reinke to one-year contracts
Sept. 25, 2023	Reassigned D Eric Jamieson and G Tyler Palmer to Everett Silvertips (WHL) and D Caden Price to Kelowna Rockets (WHL)
Sept. 26, 2023	Reassigned D Lukas Dragicevic to Tri-City Americans (WHL), F Jagger Firkus to Moose Jaw Warriors (WHL), F David Goyette to Sudbury Wolves (OHL), D Kaden Hammell to Everett Silivertips (WHL), F Andrei Loshko to Rouyn-Noranda Huskies (QMJHL), F Carson Rehkopf to Kitchener Rangers (OHL), and F Maxim Andreev, F Jaxson Carter and F Kyle Jackson to Coachella Valley (AHL)
Sept. 27, 2023	Reassigned D Ty Nelson to North Bay Battalion (OHL)
Sept. 29, 2023	Reassigned G Jack Lafontaine, F Jacob Melanson, F Logan Morrison, D Ville Ottavainen, F Tucker Robertson and F Ryan Winterton to Coachella Valley (AHL)
Oct. 5, 2023	Reassigned F Luke Henman, F Ville Petman, D Peetro Seppala and G Ales Stezka to Coachella Valley (AHL); Placed D Connor Carrick, F Cameron Hughes, F Kole Lind, F Max McCormick, D Gustav Olofsson, F Andrew Poturalski, D Mitch Reinke, D Jimmy Schuldt, F Devin Shore and F Marian Studenic on waivers for the purpose of being assigned to Coachella Valley (AHL)
Oct. 6, 2023	Reassigned D Connor Carrick, F Cameron Hughes, F Kole Lind, F Max McCormick, D Gustav Olofsson, F Andrew Poturalski, D Mitch Reinke, D Jimmy Schuldt, F Devin Shore and F Marian Studenic to Coachella Valley (AHL)
Oct. 7, 2023	Reassigned D Ryker Evans and F Shane Wright to Coachella Valley (AHL); Placed G Chris Driedger, D Cale Fleury and F John Hayden on waivers for the purpose of being assigned to Coachella Valley (AHL)
Oct. 8, 2023	Reassigned G Chris Driedger, D Cale Fleury and F John Hayden to Coachella Valley (AHL)
Oct. 19, 2023	Recalled F Devin Shore from Coachella Valley (AHL)
Oct. 20, 2023	Placed F Brandon Tanrv on IR
Nov. 1, 2023	Placed F Andre Burakovsky on IR
Nov. 8, 2023	Recalled F Shane Wright and F Ryan Winterton from Coachella Valley (AHL)
Nov. 12, 2023	Reassigned F Devin Shore to Coachella Valley (AHL)
Nov. 13, 2023	Activated F Brandon Tanev from IR
Nov. 14, 2023	Recalled F Andrew Poturalski from Coachella Valley (AHL); Reassigned F Shane Wright and F Ryan Winterton to Coachella Valley (AHL)
Nov. 21, 2023	Recalled G Chris Driedger from Coachella Valley (AHL)
Nov. 23, 2023	Reassigned F Andrew Poturalski to Coachella Valley (AHL)
Nov. 25, 2023	Reassigned G Chris Driedger to Coachella Valley (AHL)
Nov. 27, 2023	Recalled F Andrew Poturalski from Coachella Valley (AHL)
Nov. 28, 2023	Recalled F Marian Studenic from Coachella Valley (AHL)
Nov. 30, 2023	Placed F Jaden Schwartz on IR
Dec. 1, 2023	Reassigned F Andrew Poturalski to Coachella Valley (AHL); Recalled F Max McCormick from Coachella Valley (AHL)
Dec. 5, 2023	Recalled D Ryker Evans from Coachella Valley (AHL)
Dec. 6, 2023	Reassigned F Marian Studenic and F Max McCormick to Coachella Valley (AHL); Recalled F Devin Shore from Coachella Valley (AHL)
Dec. 7, 2023	Loaned D Jaycob Megna to Coachella Valley (AHL) on a conditioning assignment; Activated F Andre Burakovsky from IR
Dec. 8, 2023	Placed F Andre Burakovsky on IR
Dec. 9, 2023	Recalled F Marian Studenic from Coachella Valley (AHL)
Dec. 10, 2023	Placed G Philipp Grubauer on IR; Recalled G Chris Driedger and D Jaycob Megna from Coachella Valley (AHL)
Dec. 15, 2023	Acquired F Tomas Tatar from the Colorado Avalanche in exchange for a 2024 5th-round pick; Reassigned F Marian Studenic to Coachella Valley (AHL); Reassigned F Tye Kartye to Coachella Valley (AHL); Recalled F Shane Wright from Coachella Valley (AHL); Placed F Jaden Schwartz on LTIR (retroactive 11/28)

2023-24 TRANSACTIONS

Dec. 16, 2023	Reassigned F Shane Wright to Coachella Valley (AHL); Recalled F Tye Kartye from Coachella Valley (AHL)
Dec. 19, 2023	Placed F Pierre-Edouard Bellemare on IR; Recalled F Kole Lind from Coachella Valley (AHL)
Dec. 23, 2023	Reassigned F Kole Lind to Coachella Valley (AHL)
Dec. 29, 2023	Activated F Andre Burakovsky from IR
Dec. 30, 2023	Reassigned D Ryker Evans to Coachella Valley (AHL)
Jan. 2, 2024	Placed D Jaycob Megna on waivers with the intent of being assigned to Coachella Valley (AHL)
Jan. 8, 2024	Recalled D Ryker Evans from Coachella Valley (AHL)
Jan. 9, 2024	Activated F Jaden Schwartz from IR
Jan. 15, 2024	Placed F Matty Beniers on IR; Recalled F John Hayden from Coachella Valley (AHL)
Jan. 23, 2024	Reassigned G Chris Driedger to Coachella Valley (AHL); Activated G Philipp Grubauer from LTIR
Jan. 25, 2024	Reassigned F John Hayden to Coachella Valley (AHL)
Jan. 26, 2024	Activated F Matty Beniers from IR
Jan. 28, 2024	Placed F Devin Shore on waivers with the purpose of reassignment to Coachella Valley (AHL)
Jan. 31, 2024	Reassigned D Ryker Evans to Coachella Valley (AHL)
Feb. 7, 2024	Recalled D Ryker Evans from Coachella Valley (AHL)
Feb. 13, 2024	Activated F Pierre-Edouard Bellemare from IR
March 5, 2024	Acquired a 2024 second-round pick and Dallas' 2025 conditional fourth-round pick from the NY Rangers in exchange for F Alex Wennberg
March 8, 2024	Signed F Jordan Eberle to a two-year contact extension; Recalled D Cale Fleury from Coachella Valley (AHL); Reassigned D Cale Fleury and D Ryker Evans to Coachella Valley (AHL); Recalled D Ryker Evans from Coachella Valley (AHL)
March 21, 2024	Recalled D Cale Fleury on emergency loan from Coachella Valley (AHL); Reassigned D Cale Fleury to Coachella Valley (AHL)
March 24, 2024	Recalled F Logan Morrison and F Ryan Winterton from Coachella Valley (AHL)
March 25, 2024	Recalled D Gustav Olofsson from Coachella Valley (AHL) on an emergency basis
March 27, 2024	Signed F Lleyton Roed to an entry-level contract
March 28, 2024	Signed D Lukas Dragisevic to an entry-level contract
March 29, 2024	Reassigned D Gustav Olofsson to Coachella Valley (AHL); Recalled D Cale Fleury from Coachella Valley (AHL) on an emergency basis
March 30, 2024	Reassigned D Cale Fleury to Coachella Valley (AHL)
March 31, 2024	Recalled F Shane Wright from Coachella Valley (AHL); Recalled D Cale Fleury from Coachella Valley (AHL) on an emergency basis
April 1, 2024	Reassigned D Cale Fleury to Coachella Valley (AHL)
April 2, 2024	Reassigned D Cale Fleury to Coachella Valley (AHL)
April 3, 2024	Signed G Victor Ostman to an entry-level contract
April 5, 2024	Recalled D Cale Fleury from Coachella Valley (AHL)
April 6, 2024	Reassigned D Cale Fleury to Coachella Valley (AHL)
April 12, 2024	Reassigned F Shane Wright, F Logan Morrison and F Ryan Winterton to Coachella Valley (AHL)
April 13, 2024	Reassigned D Cale Fleury to Coachella Valley (AHL)
April 14, 2024	Recalled D Cale Fleury from Coachella Valley (AHL) on an emergency basis
April 16, 2024	Reassigned D Cale Fleury to Coachella Valley (AHL)

SEASON STATS

Player	GP	G	A	P	+/-	PIM
Jared McCann	80	29	33	62	-10	31
Oliver Bjorkstrand	82	20	39	59	-20	12
Vince Dunn	59	11	35	46	8	78
Jordan Eberle	78	17	27	44	1	17
Eeli Tolvanen	81	16	25	41	-15	24
Matty Beniers	77	15	22	37	-11	20
Yanni Gourde	80	11	22	33	-11	62
Jaden Schwartz	62	13	17	30	-15	24
Justin Schultz	70	7	19	26	-23	22
Alexander Wennberg	60	9	16	25	1	14
Will Borgen	82	3	22	25	-5	65
Tye Kartye	77	11	9	20	-1	37
Adam Larsson	81	4	14	18	6	55
Kailer Yamamoto	59	8	8	16	-9	18
Andre Burakovsky	49	7	9	16	-15	14
Brandon Tanev	66	7	9	16	2	51
Brian Dumoulin	80	6	10	16	3	20
Tomas Tatar	43	8	7	15	8	10
Jamie Oleksiak	82	2	13	15	-2	37
Ryker Evans	36	1	8	9	-5	20
Pierre-Edouard Bellemare	40	4	3	7	4	6
Shane Wright	8	4	1	5	1	0
Devin Shore	21	1	3	4	3	4
Max McCormick	1	0	0	0	0	0
John Hayden	2	0	0	0	-1	0
Gustav Olofsson	1	0	0	0	0	0
Andrew Poturalski	2	0	0	0	-1	0
Cale Fleury	1	0	0	0	1	0
Kole Lind	1	0	0	0	0	0
Marián Studenic	2	0	0	0	-1	2
Ryan Winterton	9	0	0	0	-1	0
Logan Morrison	4	0	0	0	-1	0

Player	GP	GS	W	L	OT	SA	SVS	GA	SV%	GAA	TOI	SO
Joey Daccord	50	46	19	18	11	1,374	1,258	116	0.916	2.46	2832:47	0
Philipp Grubauer	36	34	14	16	2	941	846	95	0.899	2.85	1996:36	0
Chris Driedger	2	2	1	1	0	60	55	5	0.917	2.51	119:35	0

HOME SCORING

Player	GP	G	A	P	+/-	PIM
Oliver Bjorkstrand	41	13	16	29	-14	4
Jared McCann	40	11	17	28	-10	17
Vince Dunn	29	8	19	27	0	37
Jordan Eberle	38	11	13	24	-4	11
Eeli Tolvanen	41	9	14	23	-11	14
Yanni Gourde	39	4	14	18	-2	35
Will Borgen	41	2	15	17	0	17
Justin Schultz	36	4	11	15	-11	10
Alexander Wennberg	30	4	10	14	-2	0
Andre Burakovsky	26	5	8	13	-4	8
Kailer Yamamoto	30	5	7	12	0	6
Matty Beniers	39	5	7	12	-11	8
Tye Kartye	39	5	6	11	2	27
Jaden Schwartz	28	6	4	10	-11	10
Brian Dumoulin	40	3	6	9	4	14
Jamie Oleksiak	41	1	7	8	2	17
Brandon Tanev	35	6	1	7	1	30
Adam Larsson	41	2	5	7	-2	39
Tomas Tatar	20	3	3	6	1	6
Pierre-Edouard Bellemare	19	3	2	5	7	6
Ryker Evans	17	0	5	5	-6	12
Devin Shore	11	0	3	3	4	0
Shane Wright	4	1	0	1	0	0
John Hayden	1	0	0	0	0	0
Gustav Olofsson	1	0	0	0	0	0
Ryan Winterton	7	0	0	0	0	0
Logan Morrison	4	0	0	0	-1	0

Player	GP	GS	W	L	OT	SA	SVS	GA	SV%	GAA	TOI	SO
Joey Daccord	27	23	10	10	5	640	583	57	0.911	2.38	1437:36	3
Philipp Grubauer	20	18	7	8	1	489	438	51	0.896	2.96	1034:55	2

ROAD SCORING

Player	GP	G	A	P	+/-	PIM
Jared McCann	40	18	16	34	0	14
Oliver Bjorkstrand	41	7	23	30	-6	8
Matty Beniers	38	10	15	25	0	12
Jaden Schwartz	34	7	13	20	-4	14
Jordan Eberle	40	6	14	20	5	6
Vince Dunn	30	3	16	19	8	41
Eeli Tolvanen	40	7	11	18	-4	10
Yanni Gourde	41	7	8	15	-9	27
Alexander Wennberg	30	5	6	11	3	14
Justin Schultz	34	3	8	11	-12	12
Adam Larsson	40	2	9	11	8	16
Tye Kartye	38	6	3	9	-3	10
Tomas Tatar	23	5	4	9	7	4
Brandon Tanev	31	1	8	9	1	21
Will Borgen	41	1	7	8	-5	48
Brian Dumoulin	40	3	4	7	-1	6
Jamie Oleksiak	41	1	6	7	-4	20
Kailer Yamamoto	29	3	1	4	-9	12
Shane Wright	4	3	1	4	1	0
Ryker Evans	19	1	3	4	1	8
Andre Burakovsky	23	2	1	3	-11	6
Pierre-Edouard Bellemare	21	1	1	2	-3	0
Devin Shore	10	1	0	1	-1	4
Max McCormick	1	0	0	0	0	0
John Hayden	1	0	0	0	-1	0
Andrew Poturalski	2	0	0	0	-1	0
Cale Fleury	1	0	0	0	1	0
Kole Lind	1	0	0	0	0	0
Marián Studenic	2	0	0	0	-1	2
Ryan Winterton	2	0	0	0	-1	0

Player	GP	GS	W	L	OT	SA	SVS	GA	SV%	GAA	TOI	SO
Joey Daccord	23	23	9	8	6	734	675	59	0.92	2.54	1395:11	0
Philipp Grubauer	16	16	7	8	1	452	408	44	0.903	2.75	961:41	0
Chris Driedger	2	2	1	1	0	60	55	5	0.917	2.51	119:35	0

GAME-BY-GAME

KEY: W* = OT win, L* = OT loss, W SO = shootout win, L SO = shootout loss

power-play goal (underlined), * = shorthanded goal, *game-winning goal* (italic), # = penalty shot, ^ = empty-net goal, ! = shootout deciding goal

H/A	#	DATE	TEAM	W/L/OT	SCORE	RECORD	SEA GOALS	PP	PK	SF-SA	GOAL-TENDER	ATT	F0
A	1	Oct. 10, 2023	Vegas	L	4-1	0-1-0	19	0/4	4/4	33/28	31	18724	41%
A	2	Oct. 12, 2023	Nashville	L	3-0	0-2-0	N/A	0/2	3/3	23/35	31	17629	44%
A	3	Oct. 14, 2023	St. Louis	L SO	2-1	0-2-1	<u>17</u>	1/1	4/4	31/25	35	18096	60%
H	4	Oct. 17, 2023	Colorado	L	4-1	0-3-1	56	0/4	2/2	38/28	31	17151	58%
H	5	Oct. 19, 2023	Carolina	W	7-4	1-3-1	37, <u>17</u> , 41*, <u>29</u> , 19, 52, <u>22</u> [^]	2/4	1/2	36/36	35	17151	54%
H	6	Oct. 21, 2023	NY Rangers	L	4-1	1-4-1	4	0/3	1/1	19/27	31	17151	44%
A	7	Oct. 24, 2023	Detroit	W*	5-4	2-4-1	<u>17</u> , 17, 52, <u>19</u> , 7	2/5	3/6	38/27	35	16894	52%
A	8	Oct. 26, 2023	Carolina	L*	3-2	2-4-2	22, 94	0/1	1/1	26/45	35	18780	44%
A	9	Oct. 28, 2023	Florida	L	3-2	2-5-2	19, 20	0/1	0/1	33/37	35	16780	52%
A	10	Oct. 30, 2023	Tampa Bay	W*	4-3	3-5-2	8, 37, <u>56</u> , <u>19</u>	2/3	1/2	43/37	31	19092	40%
H	11	Nov. 2, 2023	Nashville	W	4-2	4-5-2	<u>22</u> , 19, 8, 29	1/4	3/5	31/34	31	17151	43%
H	12	Nov. 4, 2023	Calgary	L	6-3	4-6-2	<u>22</u> , 20, 17	1/3	1/2	20/31	31	17151	60%
A	13	Nov. 7, 2023	Arizona	L SO	4-3	4-6-3	20, 4, <u>17</u>	1/3	2/4	38/27	35	4600	50%
A	14	Nov. 9, 2023	Colorado	W	4-3	5-6-3	17, 22, <u>10</u> , 22	1/4	3/3	22/26	31	18124	44%
H	15	Nov. 11, 2023	Edmonton	L	4-1	5-7-3	17	1/3	2/3	18/26	31	17151	54%
H	16	Nov. 13, 2023	Colorado	L	5-1	5-8-3	13	0/2	4/6	19/31	35	17151	48%
A	17	Nov. 15, 2023	Edmonton	L*	4-3	5-8-4	19, 41, 21	0/5	3/3	35/31	35	18347	50%
H	18	Nov. 16, 2023	NY Islanders	W SO	4-3	6-8-4	<u>10</u> , <u>21</u> , <u>56</u> , <u>56</u> !	3/4	3/5	32/23	31	17151	50%
A	19	Nov. 18, 2023	Vancouver	W	4-3	7-8-4	24, 7, 37, <u>10</u>	0/3	2/2	26/24	31	18857	55%
H	20	Nov. 20, 2023	Calgary	L*	4-3	7-8-5	29, 7, 19	0/2	1/2	31/31	35	17151	54%
H	21	Nov. 22, 2023	San Jose	W	7-1	8-8-5	13, <u>22</u> , 6, 37, <u>19</u> , 20, 20	1/3	2/2	30/14	35	17151	52%
H	22	Nov. 24, 2023	Vancouver	L	5-1	8-9-5	52	0/4	2/2	24/27	35	17151	49%
A	23	Nov. 28, 2023	Chicago	L	4-3	8-10-5	10, 21*, 52	0/5	3/3	36/23	31	17070	50%
A	24	Nov. 30, 2023	Toronto	L	4-3	8-10-6	<u>19</u> , 20, 19	1/5	2/3	40/28	31	18366	39%
A	25	Dec. 2, 2023	Ottawa	L	2-0	8-11-6	N/A	0/3	3/3	39/28	35	18159	50%
A	26	Dec. 4, 2023	Montreal	L	4-2	8-12-6	19, <u>29</u>	1/2	0/1	33/30	31	20915	46%
H	27	Dec. 7, 2023	New Jersey	L	2-1	8-13-6	52	0/2	3/3	38/17	31	17151	49%
H	28	Dec. 9, 2023	Tampa Bay	L	4-3	8-13-7	22, 24, <u>19</u>	1/5	2/2	29/30	35	17151	40%
H	29	Dec. 10, 2023	Minnesota	L	3-0	8-14-7	N/A	0/3	2/2	24/26	35	17151	65%
H	30	Dec. 12, 2023	Florida	W	4-0	9-14-7	56, 41, 21, 20 [^]	0/1	3/3	23/24	35	17151	57%
H	31	Dec. 14, 2023	Chicago	W	7-1	10-14-7	56, <u>56</u> , 22, 52, 20, <u>19</u> , 41	1/2	1/1	29/22	35	17151	57%
H	32	Dec. 16, 2023	Los Angeles	L SO	3-2	10-14-8	6, 22	1/2	3/4	19/38	35	17151	39%
A	33	Dec. 18, 2023	Dallas	L*	4-3	10-14-9	90, 10, 20	0/4	4/4	38/28	35	18532	43%
A	34	Dec. 20, 2023	Los Angeles	W	2-1	11-14-9	13, 7	0/3	4/4	30/43	35	18145	38%
A	35	Dec. 23, 2023	Anaheim	W	3-2	12-14-9	<u>22</u> , 29, 90	1/1	2/3	22/34	35	14608	38%
A	36	Dec. 27, 2023	Calgary	W	2-1	13-14-9	56, 21	0/2	3/4	21/38	35	18881	33%
H	37	Dec. 29, 2023	Philadelphia	W*	2-1	14-14-9	<u>29</u> , 4	1/2	3/3	29/28	35	17151	60%
H	38	Jan. 1, 2024	Vegas Golden	W	3-0	15-14-9	20, 3, 37	0/2	1/1	27/35	35	47313	48%
H	39	Jan. 4, 2024	Ottawa	W	4-1	16-14-9	37, 90, 95, 29 [^]	0/2	4/4	28/33	35	17151	45%
A	40	Jan. 9, 2024	Buffalo	W	5-2	17-14-9	37, <u>29</u> , 21, 17, 10	1/1	1/1	26/38	35	14628	38%
A	41	Jan. 11, 2024	Washington	W	4-1	18-14-9	52, 21, 4, 6	0/1	1/1	23/26	35	17935	47%

GAME-BY-GAME CONT.

KEY: W* = OT win, L* = OT loss, W SO = shootout win, L SO = shootout loss

power-play goal (underlined), * = shorthanded goal, *game-winning goal* (italic), # = penalty shot, ^ = empty-net goal, ! = shootout deciding goal

H/A	#	DATE	TEAM	W/L/OT	SCORE	RECORD	SEA GOALS	PP	PK	SF-SA	GOAL-TENDER	ATT	F0
A	42	Jan. 13, 2024	Columbus	W	7-4	19-14-9	7, 19, 52, 22, 19, 8, 20 ^A	1/2	2/3	36/34	35	18588	49%
A	43	Jan. 15, 2024	Pittsburgh	L	3-0	19-15-9	N/A	0/2	2/2	22/33	35	18202	40%
A	44	Jan. 16, 2024	New York	L	5-2	19-16-9	<u>7</u> , <u>19</u>	2/2	1/2	31/23	60	18006	33%
A	45	Jan. 18, 2024	Edmonton	L	4-2	19-17-9	20, 19	0/5	3/5	27/36	35	18347	32%
H	46	Jan. 21, 2024	Toronto	L	3-1	19-18-9	7	0/2	2/2	17/26	35	17151	28%
H	47	Jan. 24, 2024	Chicago	W	6-2	20-18-9	19, 17, 21, 13, 90, 90	0/3	2/3	28/34	35	17151	51%
H	48	Jan. 26, 2024	St. Louis	L*	4-3	20-18-10	8, <u>22</u> , 20	1/2	0/2	36/18	35	17151	46%
H	49	Jan. 28, 2024	Columbus	W	4-2	21-18-10	<u>7</u> , 19, <u>7</u> , 13 ^A	2/3	2/2	26/32	35	17151	59%
A	50	Jan. 30, 2024	San Jose	L	2-0	21-19-10	N/A	0/1	1/1	32/22	35	10988	51%
A	51	Feb. 10, 2024	Philadelphia	L	3-2	21-20-10	90, 19	0/3	3/4	19/38	35	18926	51%
A	52	Feb. 12, 2024	New Jersey	L	3-1	21-21-10	3	0/3	4/5	28/37	35	14511	40%
A	53	Feb. 13, 2024	NY Islanders	W SO	2-1	22-21-10	10, 90!	0/2	2/3	30/27	31	17255	33%
A	54	Feb. 15, 2024	Boston	W	4-1	23-21-10	<u>7</u> , 20, 10, 19 ^A	1/2	2/2	26/37	35	17850	52%
H	55	Feb. 19, 2024	Detroit	L*	4-3	23-21-11	19, 19, 17	1/2	1/1	41/32	35	17151	45%
H	56	Feb. 22, 2024	Vancouver	W	5-2	24-21-11	29, <u>19</u> , 4, 7, 7 ^A	1/3	4/4	31/21	31	17151	48%
H	57	Feb. 24, 2024	Minnesota	L	5-2	24-22-11	29, 7	0/5	4/6	32/31	35, 31	17151	48%
H	58	Feb. 26, 2024	Boston	W SO	4-3	25-22-11	<u>7</u> , 29, 22, 56!	1/5	0/1	27/32	31	17151	40%
H	59	Feb. 29, 2024	Pittsburgh	W	2-0	26-22-11	22, <u>21</u>	1/4	3/3	28/33	31	17151	51%
H	60	Mar. 2, 2024	Edmonton	L	2-1	26-23-11	<u>20</u>	1/3	2/2	25/24	31	17151	56%
A	61	Mar. 4, 2024	Calgary	W	4-2	27-23-11	37, 22, 6, 19*	0/4	3/4	30/37	31	16516	47%
A	62	Mar. 5, 2024	Winnipeg	W	4-3	28-23-11	4, 19*, 90, <u>95</u>	1/1	2/2	24/33	35	13125	45%
H	63	Mar. 8, 2024	Winnipeg	L	3-0	28-24-11	N/A	0/1	0/0	17/32	35	17151	50%
H	64	Mar. 12, 2024	Vegas	L*	5-4	28-24-12	95, 10, 13, 22	0/2	2/3	30/34	31	17151	45%
H	65	Mar. 14, 2024	Washington	L	2-1	28-25-12	<u>22</u>	1/3	3/4	24/23	35	17151	58%
H	66	Mar. 16, 2024	Nashville	L	4-1	28-26-12	<u>95</u>	1/2	2/3	24/30	31	17151	47%
H	67	Mar. 18, 2024	Buffalo	L	6-2	28-27-12	7, <u>10</u>	1/5	2/2	34/30	35, 31	17151	39%
A	68	Mar. 21, 2024	Vegas	L	3-1	28-28-12	<u>17</u>	1/3	4/5	22/37	31	18033	39%
A	69	Mar. 22, 2024	Arizona	L*	2-1	28-28-13	39	0/3	2/2	28/26	35	4600	52%
H	70	Mar. 24, 2024	Montreal	L	5-1	28-29-13	7	0/4	2/2	37/17	31, 35	17151	47%
H	71	Mar. 26, 2024	Anaheim	W	4-0	29-29-13	20, <u>7</u> , 22, 10	2/5	1/1	36/12	35	17151	63%
H	72	Mar. 28, 2024	Anaheim	W	4-2	30-29-13	<u>17</u> , <u>95</u> , 52, <u>10</u>	3/10	3/3	28/23	31	17151	47%
H	73	Mar. 30, 2024	Dallas	L	3-0	30-30-13	N/A	0/2	1/2	17/30	35	17151	39%
A	74	Apr. 1, 2024	San Jose	W	4-2	31-30-13	10, 22, 51, 19 ^A	0/2	1/2	32/26	31	11559	43%
A	75	Apr. 3, 2024	Los Angeles	L	5-2	31-31-13	<u>95</u> , 8	1/4	2/3	23/27	31	16145	52%
A	76	Apr. 5, 2024	Anaheim	W	3-1	32-31-13	51, 51, <u>10</u>	1/5	1/1	27/17	31	17174	53%
H	77	Apr. 9, 2024	Arizona	W	5-0	33-31-13	51, <u>95</u> , 4, 13, 3	1/3	1/1	25/39	31	17151	57%
H	78	Apr. 11, 2024	San Jose	L	3-1	33-32-13	8	0/3	2/2	50/23	35	17151	46%
A	79	Apr. 13, 2024	Dallas	L	3-1	33-33-12	56	0/3	2/3	27/30	31	18532	44%
A	80	Apr. 14, 2024	St. Louis	L	4-1	33-34-12	19	0/3	1/1	20/28	35	18096	42%
A	81	Apr. 16, 2024	Winnipeg	L	4-3	33-35-12	90, 37, 52	0/1	3/4	23/24	31	15225	40%
A	82	Apr. 18, 2024	Minnesota	W	4-3	34-35-12	<u>10</u> , 37*, 52, 37* ^A	1/3	2/4	27/24	35	19138	59%

PLAYER GAME-BY-GAME

DATE	OPP.	BORGEN #3	SCHULTZ #4	LARSSON #6	EBERLE #7	DUMOULIN #8	BENIERS #10	TANEV #13
Oct 10	@ VGK	0-0, 2/0 16:47	0-0, 1/-1 16:22	0-0, 2/-1 19:44	0-1, 3/-1 14:58	0-0, 0/-1 15:19	0-0, 2/-1 16:19	0-0, 1/-1 10:07
Oct 12	@ NSH	0-0, 1/0 17:07	0-0, 2/-1 16:59	0-0, 0/-1 21:02	0-0, 1/0 16:43	0-0, 1/0 17:23	0-0, 0/-1 19:14	INJ
Oct 14	@ STL	0-0, 2/0 18:31	0-0, 2/0 13:29	0-0, 3/0 29:52	0-0, 2/-1 17:06	0-0, 0/0 16:22	0-0, 2/-1 17:58	INJ
Oct 17	Vs COL	0-0, 3/-2 14:59	0-0, 3/0 18:17	0-0, 6/0 25:11	0-0, 1/-2 16:03	0-0, 1/-1 16:30	0-0, 2/-2 19:01	INJ
Oct 19	Vs CAR	0-2, 1/1 19:22	0-0, 0/-1 15:20	0-0, 1/1 20:13	0-0, 0/0 15:33	0-0, 1/0 15:43	0-1, 1/0 16:14	INJ
Oct 21	Vs NYR	0-0, 0/-1 17:09	1-0, 1/-1 15:31	0-0, 0/-1 22:55	0-0, 1/-4 19:41	0-1, 0/-1 13:55	0-0, 2/-3 20:47	INJ
Oct 24	@ DET	0-0, 2/-1 16:13	0-0, 0/1 14:36	0-0, 0/1 28:50	1-1(W), 5/2 19:26	0-1, 1/1 14:52	0-2, 3/0 20:56	INJ
Oct 26	@ CAR	0-0, 2/2 18:06	0-0, 3/0 18:18	0-0, 1/-2 26:40	0-0, 2/-1 18:32	0-0, 1/-1 15:01	0-0, 1/-2 18:30	INJ
Oct 28	@ FLA	0-2, 2/1 17:53	0-0, 3/0 16:31	0-0, 1/-1 22:15	0-0, 1/-1 17:01	0-0, 1/0 17:23	0-0, 2/-2 20:04	INJ
Oct 30	@ TBL	0-0, 2/0 14:16	0-1, 2/1 16:51	0-0, 0/-1 26:34	0-0, 3/0 15:52	1-0, 2/1 18:00	0-0, 3/0 16:28	INJ
Nov 2	Vs NSH	0-0, 0/0 15:07	0-2, 0/2 16:15	0-0, 3/1 23:14	0-0, 1/1 14:58	1-0(W), 1/2 16:08	0-0, 2/1 16:12	INJ
Nov 4	Vs CGY	0-0, 0/1 15:36	0-1, 1/-2 16:20	0-0, 0/-1 22:06	0-0, 5/-2 21:02	0-0, 1/-2 14:32	0-1, 0/-2 19:41	INJ
Nov 7	@ ARI	0-0, 2/0 18:01	1-0, 1/1 14:48	0-0, 6/0 22:57	0-1, 3/1 18:25	0-0, 0/1 13:40	0-2, 3/1 21:13	INJ
Nov 9	@ COL	0-0, 0/0 17:15	0-0, 1/0 13:44	0-2, 0/0 24:17	INJ	0-0, 0/1 14:46	1-0, 2/-1 21:08	INJ
Nov 11	Vs EDM	0-0, 1/0 15:47	0-0, 0/-2 17:39	0-0, 2/-1 23:38	INJ	0-0, 1/-2 14:49	0-0, 0/-1 20:25	INJ
Nov 13	Vs COL	0-0, 1/-2 19:05	0-0, 0/0 16:05	0-0, 2/0 25:17	INJ	0-0, 0/0 17:17	0-0, 1/-1 14:32	1-0, 2/0 14:15
Nov 15	@ EDM	0-0, 0/1 16:27	0-0, 2/-1 16:49	0-0, 3/-1 23:20	0-1, 2/1 17:22	0-0, 2/0 16:15	0-0, 1/1 18:47	0-0, 4/-1 15:49
Nov 16	Vs NYI	0-0, 0/0 16:04	0-0, 0/0 18:08	0-0, 3/0 24:27	0-1, 1/0 16:46	0-0, 1/-1 15:44	1-0, 3/-1 20:01	0-0, 1/-1 16:46
Nov 18	@ VAN	0-1, 4/1 16:45	0-1, 1/1 17:12	0-0, 1/-1 24:38	1-2, 2/1 16:13	0-0, 2/-1 15:39	1-1(W), 3/0 16:22	0-0, 0/-1 13:29
Nov 20	Vs CGY	0-0, 1/0 20:34	0-0, 1/0 16:54	0-1, 1/0 23:09	1-0, 2/2 17:02	0-0, 2/0 16:05	0-0, 3/0 16:42	0-0, 2/0 15:59
Nov 22	Vs SJS	0-1, 1/3 20:12	0-1, 3/1 16:18	1-0, 3/1 20:31	0-1, 3/1 15:47	0-1, 0/1 14:17	0-0, 2/1 15:35	1-0, 2/1 14:51
Nov 24	Vs VAN	0-0, 0/-2 16:23	0-0, 1/-3 16:48	0-0, 1/1 22:12	0-0, 3/-2 18:26	0-0, 0/-3 16:18	0-0, 0/-1 18:00	0-0, 0/0 03:37
Nov 28	@ CHI	0-0, 2/-1 13:55	0-0, 4/-1 16:42	0-1, 2/-1 24:05	0-0, 2/1 19:15	0-0, 1/0 13:53	1-1, 4/1 20:03	INJ
Nov 30	@ TOR	0-0, 3/-1 17:30	0-1, 2/0 16:31	0-1, 3/0 25:47	0-1, 3/0 20:33	0-0, 0/0 14:11	0-0, 0/-1 19:27	INJ
Dec 2	@ OTT	0-0, 0/-1 16:14	0-0, 4/-1 17:11	0-0, 1/0 18:30	0-0, 2/-1 20:23	0-0, 0/0 18:01	0-0, 3/-1 18:54	0-0, 1/-1 13:02
Dec 4	@ MTL	0-0, 0/-1 16:46	0-0, 2/-1 16:56	0-1, 7/1 23:56	0-0, 3/-2 17:15	0-0, 1/-1 14:11	0-1, 0/-1 16:10	0-0, 0/1 14:15
Dec 7	Vs NJD	0-0, 0/0 14:26	DND	0-0, 2/-2 25:12	0-0, 2/0 19:01	0-0, 1/1 19:09	0-0, 4/0 19:11	0-0, 0/0 12:02
Dec 9	Vs TBL	0-1, 2/0 16:34	0-0, 0/-1 08:11	0-0, 1/0 26:22	0-2, 1/-1 19:10	DND	0-0, 2/-2 19:35	0-0, 1/-1 14:14
Dec 10	Vs MIN	0-0, 1/0 16:25	INJ	0-0, 1/-2 20:57	0-0, 4/-1 19:20	0-0, 1/0 17:35	0-0, 3/-1 19:30	0-0, 1/0 16:26
Dec 12	Vs FLA	0-2, 0/2 17:37	INJ	0-0, 1/1 23:34	0-0, 0/0 13:14	0-0, 0/1 19:00	0-0, 2/0 14:16	0-0, 1/1 18:52
Dec 14	Vs CHI	0-2, 1/1 16:31	INJ	0-1, 2/1 21:03	0-0, 0/0 15:43	0-1, 0/3 20:15	0-0, 2/0 16:44	0-1, 1/2 15:24
Dec 16	Vs LAK	0-0, 0/-1 18:46	INJ	1-0, 2/1 26:33	INJ	0-0, 1/0 16:34	0-0, 1/0 16:45	0-0, 1/0 16:03
Dec 18	@ DAL	0-0, 0/-2 13:17	INJ	0-0, 1/1 26:13	0-1, 3/3 17:01	0-0, 1/-1 15:53	1-1, 4/3 21:17	0-0, 2/0 17:23
Dec 20	@ LAK	0-1, 2/2 18:08	0-0, 2/-1 15:00	0-0, 3/0 25:57	1-0(W), 3/0 17:31	0-0, 1/0 16:17	0-1, 3/0 17:28	1-0, 3/1 20:01
Dec 23	@ ANA	0-0, 0/0 17:26	DND	0-0, 0/1 24:32	0-0, 1/2 15:47	0-0, 3/0 16:21	0-2, 2/2 16:42	0-0, 0/0 15:21
Dec 27	@ CGY	0-1, 0/1 18:10	DND	0-1, 1/1 24:08	0-0, 3/0 16:04	0-0, 0/0 15:20	0-0, 1/0 16:12	0-0, 0/1 15:34
Dec 29	Vs PHI	0-0, 1/0 20:07	1-0(W), 2/1 16:17	0-0, 2/0 24:48	0-0, 4/0 18:23	0-0, 0/0 16:19	0-0, 0/0 19:38	0-0, 1/0 16:46
Jan 1	Vs VGK	1-0, 3/1 18:27	0-0, 1/0 13:29	0-1, 0/1 23:24	0-0, 3/0 16:07	0-0, 0/1 14:48	0-0, 1/0 17:58	0-0, 2/0 17:38
Jan 4	Vs OTT	0-0, 2/1 19:52	0-0, 4/0 15:50	0-0, 2/2 23:16	0-2, 1/2 18:17	0-0, 0/0 16:05	0-0, 1/2 17:40	0-0, 0/0 16:36
Jan 9	@ BUF	0-2, 0/1 20:28	0-0, 3/1 16:42	0-0, 2/0 20:10	0-0, 2/1 16:06	0-1, 0/1 19:35	1-0, 1/1 15:34	0-1, 0/2 14:57
Jan 11	@ WSH	0-0, 0/0 19:34	1-0, 1/1 14:07	1-1, 1/2 24:27	0-0, 0/0 17:15	0-0, 1/1 16:27	0-0, 1/0 16:52	0-2, 1/2 13:52

PLAYER GAME-BY-GAME CONT.

DATE	OPP.	BORGEN #3	SCHULTZ #4	LARSSON #6	EBERLE #7	DUMOULIN #8	BENIERS #10	TANEV #13
Jan 13	@ CBJ	0-0, 1/-1 19:06	0-2, 1/0 17:18	0-1, 2/3 20:16	1-0, 3/2 17:37	1-1, 1/1 17:09	0-0, 1/1 11:04	0-0, 1/0 16:09
Jan 15	@ PIT	0-0, 1/0 22:51	0-0, 0/-3 18:38	0-0, 0/0 04:01	0-0, 1/-1 16:31	0-0, 0/-1 20:09	INJ	0-0, 2/0 15:26
Jan 16	@ NYR	0-0, 0/-2 22:08	0-1, 2/-1 11:05	0-0, 1/-1 19:52	1-1, 3/-1 17:34	0-0, 1/0 17:12	INJ	0-0, 1/-1 15:48
Jan 18	@ EDM	0-0, 0/-1 16:48	0-0, 1/0 15:45	0-0, 2/0 22:05	0-1, 1/1 15:43	0-0, 1/1 16:12	INJ	0-0, 0/0 16:01
Jan 21	Vs TOR	0-0, 0/0 21:36	0-0, 2/-1 17:00	0-0, 0/-1 20:17	1-0, 1/0 16:28	0-0, 0/0 17:57	INJ	0-0, 1/0 15:03
Jan 24	Vs CHI	0-1, 1/1 19:39	0-2, 0/2 16:27	0-0, 0/2 19:57	0-2, 2/3 16:03	0-1, 2/3 16:17	INJ	1-0, 1/2 15:41
Jan 26	Vs STL	0-0, 2/-1 17:17	0-0, 3/0 18:02	0-1, 1/0 25:26	0-0, 2/0 15:58	1-0, 3/1 16:59	0-0, 0/0 15:37	0-0, 2/1 13:34
Jan 28	Vs CBJ	0-0, 1/0 18:01	0-0, 2/0 16:13	0-0, 1/0 24:08	2-1(W), 3/1 14:47	0-0, 1/1 18:03	0-0, 2/0 17:01	1-0, 1/0 16:12
Jan 30	@ SJS	0-0, 1/0 16:38	0-0, 1/-1 14:26	0-0, 1/0 22:50	0-0, 2/-1 16:46	0-0, 3/-1 18:50	0-0, 1/-1 16:21	0-0, 2/-1 14:17
Feb 10	@ PHI	0-0, 0/0 13:32	DND	0-1, 2/2 22:24	0-0, 0/-1 17:41	0-0, 0/0 17:52	0-0, 0/0 14:47	0-0, 1/0 13:57
Feb 12	@ NJD	1-0, 1/0 18:45	DND	0-0, 1/0 25:53	0-1, 2/0 14:39	0-0, 0/0 03:08	0-0, 4/0 16:10	0-0, 1/0 13:16
Feb 13	@ NYI	0-0, 2/0 17:18	0-0, 0/0 14:49	0-0, 1/1 22:26	0-0, 4/1 16:26	INJ	1-0, 3/1 17:07	0-0, 0/0 14:29
Feb 15	@ BOS	0-0, 0/0 19:26	0-0, 2/0 14:58	0-0, 1/3 23:26	1-0, 4/1 16:47	0-0, 0/0 15:39	1-2, 1/3 17:20	0-0, 0/0 12:41
Feb 19	Vs DET	0-2, 2/2 17:55	0-0, 1/-1 17:58	0-0, 2/-2 23:23	0-0, 3/0 17:20	0-0, 1/-1 16:50	0-0, 1/-2 20:16	0-0, 2/-1 12:08
Feb 22	Vs VAN	0-0, 0/0 16:55	1-1(W), 4/1 14:56	0-0, 0/1 25:32	2-1, 5/3 15:26	0-1, 2/1 18:31	0-0, 3/3 15:32	0-0, 2/0 14:42
Feb 24	Vs MIN	0-0, 0/-1 14:45	0-0, 1/0 17:20	0-1, 3/0 20:19	1-0, 1/2 13:41	0-0, 2/-2 19:16	0-1, 3/1 13:48	0-0, 1/-1 15:25
Feb 26	Vs BOS	0-1, 3/-1 16:18	0-0, 0/0 16:38	0-0, 0/1 22:41	1-0, 1/0 16:45	0-0, 0/0 16:45	0-0, 1/0 16:41	0-0, 0/0 11:54
Feb 29	Vs PIT	0-1, 3/1 17:26	0-0, 0/0 14:48	0-0, 0/0 25:01	0-0, 3/0 17:04	0-0, 2/0 14:32	0-0, 2/0 19:35	0-0, 0/0 15:04
Mar 2	Vs EDM	0-0, 0/-2 16:53	0-0, 0/0 15:49	0-0, 1/0 24:36	0-0, 3/0 20:53	0-0, 0/0 17:01	0-0, 1/0 17:55	0-0, 0/0 10:34
Mar 4	@ CGY	0-0, 3/0 18:59	0-0, 0/-1 16:39	1-0(W), 2/3 23:44	0-1, 4/1 16:06	0-0, 3/1 18:25	0-1, 4/2 17:04	0-1, 0/1 13:34
Mar 5	@ WPG	0-0, 1/-1 20:01	1-0, 1/1 16:12	0-0, 1/0 22:56	0-1, 4/0 18:10	0-0, 0/-1 19:51	0-1, 0/0 17:52	0-0, 0/0 13:31
Mar 8	Vs WPG	0-0, 0/-2 20:40	0-0, 2/0 17:39	0-0, 2/-1 20:10	0-0, 4/-2 19:23	0-0, 0/0 19:55	0-0, 0/-2 18:05	0-0, 0/0 13:39
Mar 12	Vs VGK	0-1, 1/3 18:03	0-0, 0/-1 17:04	0-0, 3/-2 25:58	0-0, 2/0 19:26	0-0, 1/1 18:07	1-0, 2/0 19:04	1-0, 4/1 16:27
Mar 14	Vs WSH	0-0, 2/0 19:05	0-0, 0/-1 15:41	0-0, 1/0 22:34	0-0, 1/0 21:36	0-0, 0/0 21:13	0-0, 1/0 20:30	0-0, 1/0 12:45
Mar 16	Vs NSH	0-0, 0/-1 16:41	0-0, 1/-2 19:02	0-0, 1/0 23:04	0-0, 2/-1 21:05	0-0, 3/0 20:01	0-0, 4/-1 20:16	0-0, 1/0 13:42
Mar 18	Vs BUF	0-0, 2/-2 16:42	0-1, 1/-3 18:22	0-0, 4/-1 22:25	1-0, 4/0 20:48	0-1, 0/0 22:17	1-0, 2/0 21:01	0-0, 1/-2 13:34
Mar 21	@ VGK	0-0, 0/0 16:50	0-0, 2/-1 15:35	0-0, 0/-1 26:04	0-0, 2/0 19:20	0-0, 0/0 13:59	0-0, 3/0 21:12	0-0, 0/-2 17:16
Mar 22	@ ARI	0-0, 1/0 16:18	0-0, 2/0 14:49	0-0, 4/-2 24:23	0-0, 1/-1 20:43	0-0, 2/0 18:18	0-0, 0/-1 23:07	0-0, 2/-1 14:50
Mar 24	Vs MTL	0-1, 6/-2 20:09	0-0, 2/0 21:14	0-0, 1/-1 22:31	1-0, 2/-1 18:32	0-0, 0/-2 25:49	0-0, 2/-2 16:47	0-0, 3/-1 13:38
Mar 26	Vs ANA	0-0, 4/2 15:44	0-1, 1/0 21:11	0-0, 2/0 23:39	1-0, 3/0 17:19	0-0, 0/0 20:06	1-2, 2/2 15:37	0-0, 0/0 13:38
Mar 28	Vs ANA	0-0, 2/1 14:31	0-1, 1/-1 16:10	0-0, 1/0 22:21	0-1, 2/-1 15:27	0-0, 0/0 17:25	1-0, 2/-1 21:17	0-0, 3/0 14:06
Mar 30	Vs DAL	0-0, 3/0 19:46	0-0, 1/-1 18:56	0-0, 0/-1 13:05	0-0, 1/-2 17:04	0-0, 1/0 21:16	0-0, 0/-1 18:23	0-0, 1/0 15:46
Apr 1	@ SJS	0-0, 0/1 18:56	DND	0-0, 3/0 20:05	0-1, 1/2 16:00	0-0, 0/2 15:52	1-0, 4/1 17:09	0-0, 3/0 14:52
Apr 3	@ LAK	0-0, 1/-1 17:07	DND	0-0, 2/-2 22:47	0-0, 4/-1 20:08	1-0, 2/0 18:15	0-0, 1/-1 15:49	0-1, 1/0 14:53
Apr 5	@ ANA	0-0, 2/0 20:19	0-1, 1/0 19:07	DND	0-0, 1/0 16:29	0-1, 2/1 18:54	1-0, 2/0 17:19	0-0, 1/0 14:57
Apr 9	Vs ARI	1-0, 1/2 16:59	1-1, 5/2 18:24	0-0, 3/1 21:28	0-1, 1/1 16:46	0-0, 2/2 18:53	0-2, 1/2 16:57	1-0, 1/1 16:06
Apr 11	Vs SJS	0-0, 1/-2 13:27	0-0, 3/1 19:47	0-0, 2/-1 22:33	0-1, 2/-1 16:55	1-0, 3/1 19:06	0-0, 1/0 18:13	0-0, 2/-1 14:20
Apr 13	@ DAL	0-0, 2/-2 17:58	0-0, 0/0 17:23	0-0, 2/0 22:15	0-0, 2/0 19:54	0-0, 2/0 17:31	0-0, 2/0 20:06	0-0, 1/-2 12:28
Apr 14	@ STL	0-0, 0/-1 16:03	0-0, 2/-2 16:55	0-0, 1/1 21:52	0-0, 0/-1 18:38	0-0, 0/-2 17:43	0-0, 1/-2 18:44	0-0, 0/0 12:07
Apr 16	@ WPG	0-0, 2/1 18:09	0-0, 1/-2 17:13	0-0, 1/0 21:44	0-0, 0/0 15:58	0-0, 0/-2 17:33	0-0, 0/0 16:21	0-1, 2/2 16:52
Apr 18	@ MIN	0-0, 1/0 18:36	0-1, 1/-1 17:24	0-0, 2/3 22:26	0-0, 3/-1 17:25	0-0, 0/-1 16:32	1-0, 3/-1 18:58	0-2, 1/2 14:04

PLAYER GAME-BY-GAME CONT.

DATE	OPP.	SCHWARTZ #17	MCCANN #19	TOLVANEN #20	BJORKSTRAND #22	OLEKSIK #24	DUNN #29	GOURDE #37
Oct 10	@ VGK	0-0, 1/-2 17:53	1-0, 5/-2 16:24	0-0, 1/0 16:49	0-0, 4/0 17:22	0-0, 1/0 18:33	0-0, 2/-2 22:18	0-0, 3/0 16:20
Oct 12	@ NSH	0-0, 3/-2 16:45	0-0, 2/0 16:32	0-0, 1/-2 13:36	0-0, 3/-1 15:52	0-0, 0/0 19:16	0-0, 1/-2 22:34	0-0, 1/-1 17:36
Oct 14	@ STL	1-0, 2/0 17:04	0-0, 4/-1 17:44	0-0, 2/0 13:13	0-1, 0/0 14:02	0-0, 0/-1 21:24	0-1, 3/-1 24:10	0-0, 2/0 17:46
Oct 17	Vs COL	0-0, 2/-2 15:06	0-0, 3/-1 16:54	0-0, 2/-2 15:15	0-0, 1/-1 15:36	0-0, 1/0 14:39	0-1, 2/-1 23:26	0-0, 2/-1 16:12
Oct 19	Vs CAR	1-0, 3/0 09:42	1-0(W), 2/-1 19:31	0-1, 0/1 17:19	1-2, 1/0 16:38	0-0, 2/0 22:32	1-2, 4/3 22:55	1-0, 3/2 18:56
Oct 21	Vs NYR	0-0, 3/-2 19:06	0-0, 1/-1 14:24	0-1, 1/0 17:25	0-0, 3/0 17:12	0-0, 2/-1 19:08	0-0, 0/-1 26:01	0-0, 1/0 13:24
Oct 24	@ DET	2-0, 5/1 17:04	1-1, 4/0 18:53	0-0, 2/-1 13:45	0-1, 3/1 16:49	0-0, 3/-1 19:23	0-2, 0/2 25:12	0-0, 1/-1 17:14
Oct 26	@ CAR	0-1, 3/1 20:13	0-0, 2/0 18:02	0-0, 0/0 15:41	1-1, 1/2 18:26	0-1, 1/1 20:33	0-0, 0/-1 24:28	0-0, 1/-1 18:22
Oct 28	@ FLA	0-1, 2/1 17:55	1-0, 4/1 15:23	1-0, 4/2 14:29	0-0, 2/0 18:24	0-0, 2/1 19:05	0-0, 1/-1 23:09	0-1, 1/2 15:56
Oct 30	@ TBL	0-2, 6/1 22:22	1-1(W), 6/0 18:06	0-1, 4/-1 16:36	0-1, 3/0 16:00	0-0, 0/0 17:44	0-1, 3/-1 26:45	1-0, 6/0 20:29
Nov 2	Vs NSH	0-1, 3/1 19:22	1-1, 2/1 15:48	0-0, 3/1 15:39	1-0, 3/1 15:03	0-0, 0/0 21:06	1-0, 3/1 22:24	0-1, 4/1 18:22
Nov 4	Vs CGY	1-0, 1/-1 21:42	0-0, 1/-1 11:19	1-0, 1/0 12:48	1-0, 1/-1 18:54	0-0, 1/1 18:08	0-1, 3/-2 24:20	0-2, 0/0 16:22
Nov 7	@ ARI	1-0, 2/0 17:11	0-0, 4/0 16:41	1-1, 4/2 15:00	0-0, 2/1 18:35	0-1, 2/0 24:21	0-0, 2/0 26:38	0-1, 3/1 16:48
Nov 9	@ COL	1-1, 3/0 18:14	0-0, 3/-1 16:21	0-1, 2/1 17:40	2-0(W), 2/0 14:39	0-1, 1/-1 22:10	0-2, 2/0 22:05	0-0, 0/2 17:50
Nov 11	Vs EDM	1-0, 2/0 18:21	0-0, 1/-2 19:16	0-1, 0/-1 14:33	0-0, 4/-1 15:34	0-0, 2/0 20:26	0-1, 2/-1 26:08	0-0, 1/-2 15:30
Nov 13	Vs COL	0-0, 3/-1 16:42	0-0, 0/0 16:16	0-0, 1/-1 16:22	0-0, 1/-1 17:13	0-0, 0/-2 18:37	0-1, 3/0 20:53	0-0, 0/-1 20:42
Nov 15	@ EDM	0-0, 1/-1 17:42	1-0, 4/0 16:55	0-1, 7/1 16:58	0-1, 2/1 15:57	0-1, 0/1 19:50	0-1, 1/-1 23:34	0-0, 2/-2 18:46
Nov 16	Vs NYI	0-1, 3/-1 16:14	0-0, 4/0 18:39	0-1, 3/0 17:16	0-1, 1/0 17:00	0-0, 2/0 22:16	0-1, 3/-1 22:22	0-0, 1/0 17:35
Nov 18	@ VAN	0-0, 0/0 18:06	0-0, 1/0 16:39	0-1, 0/1 17:31	0-1, 4/2 16:59	1-0, 2/1 20:26	0-0, 1/0 21:05	1-0, 2/0 17:32
Nov 20	Vs CGY	0-0, 1/-1 18:42	1-0, 3/1 15:28	0-0, 2/-1 16:24	0-0, 2/-1 17:28	0-0, 2/0 19:43	1-1, 4/1 23:22	0-1, 2/0 17:45
Nov 22	Vs SJS	0-0, 1/0 14:36	1-1, 4/1 16:37	2-1, 3/4 15:31	1-3(W), 2/3 16:17	0-2, 0/4 23:15	0-0, 1/0 20:14	1-1, 2/3 15:31
Nov 24	Vs VAN	0-0, 1/0 17:23	0-0, 1/-4 17:58	0-0, 2/-1 18:45	0-0, 4/-1 16:05	0-0, 0/-1 16:11	0-1, 2/1 25:09	0-0, 2/-2 18:02
Nov 28	@ CHI	0-0, 1/-1 09:33	0-1, 2/0 18:12	0-0, 4/-1 17:59	0-0, 2/-2 18:24	0-0, 1/0 17:22	0-0, 2/1 23:24	0-0, 1/-2 17:11
Nov 30	@ TOR	INJ	2-0, 4/0 19:03	1-0, 4/1 18:02	0-1, 9/0 20:25	0-0, 2/-1 18:17	0-0, 2/1 25:08	0-0, 3/0 20:53
Dec 2	@ OTT	INJ	0-0, 7/0 19:38	0-0, 2/0 17:17	0-0, 5/0 18:26	0-0, 3/-1 19:35	0-0, 2/-1 22:21	0-0, 4/0 19:01
Dec 4	@ MTL	INJ	1-0, 1/0 18:13	0-1, 1/-1 19:24	0-0, 6/-2 19:56	0-0, 0/-1 18:29	1-1, 5/0 25:06	0-0, 3/-2 20:26
Dec 7	Vs NJD	INJ	0-0, 4/-1 19:08	0-0, 2/0 15:18	0-0, 3/0 19:55	0-0, 1/0 16:37	0-0, 4/-2 23:07	0-0, 5/0 17:58
Dec 9	Vs TBL	INJ	1-0, 1/1 19:00	0-1, 1/-1 19:13	1-0, 3/0 20:19	1-0, 4/1 19:41	0-1, 2/-2 29:00	0-0, 1/0 22:12
Dec 10	Vs MIN	INJ	0-0, 1/-2 19:41	0-0, 0/-1 12:47	0-0, 4/-3 15:56	0-0, 0/0 15:27	0-0, 3/-3 23:59	0-0, 3/-2 17:05
Dec 12	Vs FLA	INJ	0-0, 1/0 14:13	1-0, 5/1 14:24	0-0, 1/1 15:17	0-0, 1/2 19:17	0-1, 0/1 20:33	0-0, 3/1 19:15
Dec 14	Vs CHI	INJ	1-0, 2/1 17:04	1-0, 2/1 15:40	1-2, 2/2 13:30	0-0, 0/1 16:00	0-1, 1/1 22:41	0-1, 3/2 15:22
Dec 16	Vs LAK	INJ	0-1, 3/0 17:02	0-0, 0/-1 18:19	1-0, 4/-1 17:40	0-0, 0/-1 20:57	0-1, 1/1 22:47	0-0, 3/-1 19:26
Dec 18	@ DAL	INJ	0-0, 0/-1 09:10	1-0, 4/-1 19:19	0-1, 5/-1 18:55	0-0, 2/-1 17:07	0-0, 1/3 23:41	0-0, 5/-2 19:24
Dec 20	@ LAK	INJ	INJ	0-0, 2/0 14:40	0-0, 0/0 14:40	0-0, 1/2 19:40	0-0, 0/0 21:14	0-0, 0/-1 17:44
Dec 23	@ ANA	INJ	0-1, 3/0 15:01	0-0, 0/-1 16:28	1-0, 2/-1 13:40	0-0, 2/0 22:35	1-2, 3/1 22:08	0-0, 1/0 20:54
Dec 27	@ CGY	INJ	0-1, 1/1 16:00	0-0, 2/0 16:10	0-0, 2/0 15:00	0-0, 2/1 20:27	0-1, 0/1 21:09	0-0, 0/0 17:46
Dec 29	Vs PHI	INJ	0-0, 3/-1 14:54	0-0, 3/0 12:01	0-2, 2/0 14:27	0-0, 1/0 19:57	1-0, 2/-1 22:55	0-1, 1/1 15:24
Jan 1	Vs VGK	INJ	0-0, 0/0 16:25	1-1(W), 2/2 15:43	0-0, 1/2 13:18	0-0, 2/1 26:00	0-1, 1/2 22:44	1-0, 5/2 17:04
Jan 4	Vs OTT	INJ	0-0, 2/0 13:59	0-1, 2/1 13:26	0-0, 3/1 12:34	0-0, 0/2 22:45	1-1, 3/1 18:50	1-0, 3/1 18:10
Jan 9	@ BUF	1-1, 1/2 16:16	0-0, 2/0 15:27	0-2, 1/-1 13:33	0-1, 3/-1 13:42	0-0, 0/2 22:36	1-0, 2/-1 18:32	1-0, 3/-1 15:14
Jan 11	@ WSH	0-1, 2/1 14:06	0-1, 0/0 13:01	0-1, 0/1 15:52	0-1, 2/1 15:41	0-0, 1/0 20:32	0-0, 6/2 23:26	0-0, 3/1 17:04

PLAYER GAME-BY-GAME CONT.

DATE	OPP.	SCHWARTZ #17	MCCANN #19	TOLVANEN #20	BJORKSTRAND #22	OLEKSIK #24	DUNN #29	GOURDE #37
Jan 13	@ CBJ	0-1, 1/0 18:01	2-1(W), 4/2 16:15	1-0, 5/0 16:20	1-2, 7/0 16:38	0-0, 2/1 20:43	0-1, 1/2 22:10	0-2, 1/1 17:29
Jan 15	@ PIT	0-0, 1/-1 14:52	0-0, 2/0 16:25	0-0, 1/-2 14:42	0-0, 3/-2 16:10	0-0, 3/-1 28:21	INJ	0-0, 1/-1 16:27
Jan 16	@ NYR	0-0, 1/-1 17:01	1-1, 5/-1 14:47	0-0, 1/-2 16:21	0-1, 1/-2 15:35	0-0, 4/-2 22:08	INJ	0-0, 3/-2 17:50
Jan 18	@ EDM	0-0, 1/-1 16:31	1-0, 3/1 15:12	1-0, 4/0 15:48	0-1, 2/0 16:20	0-0, 0/0 18:20	INJ	0-1, 2/0 18:37
Jan 21	Vs TOR	0-0, 2/-2 19:38	0-1, 2/0 17:41	0-0, 0/-2 17:43	0-0, 2/-2 18:29	0-0, 1/-1 20:13	INJ	SUS
Jan 24	Vs CHI	1-0, 4/0 14:20	1-1, 3/3 17:03	0-0, 1/0 15:57	0-0, 1/-1 16:07	0-0, 4/1 21:13	0-1, 0/1 20:45	SUS
Jan 26	Vs STL	0-1, 3/-1 14:13	0-1, 2/0 15:16	1-0, 1/1 16:42	1-1, 5/1 17:38	0-0, 3/0 18:03	0-0, 4/1 24:31	0-1, 2/1 17:51
Jan 28	Vs CBJ	0-0, 1/-1 11:51	1-1, 2/1 12:57	0-0, 2/0 15:53	0-2, 0/0 15:39	0-0, 2/0 21:21	0-1, 4/-1 21:00	0-0, 3/0 20:03
Jan 30	@ SJS	0-0, 1/-1 15:36	0-0, 3/-1 16:18	0-0, 1/0 15:12	0-0, 1/-1 16:41	0-0, 4/0 19:18	0-0, 3/-1 24:27	0-0, 2/0 16:08
Feb 10	@ PHI	0-0, 2/1 15:12	1-0, 3/0 17:50	0-0, 2/0 12:31	0-0, 1/-1 15:28	0-0, 1/-1 18:06	0-2, 2/0 23:57	0-0, 0/0 16:52
Feb 12	@ NJD	0-0, 3/0 18:19	0-1, 3/0 17:22	0-0, 4/-1 13:14	0-0, 1/-1 13:28	0-0, 0/-2 17:50	0-0, 3/1 24:39	0-0, 1/-1 17:37
Feb 13	@ NYI	0-0, 1/0 16:43	0-1, 1/1 16:01	0-0, 3/0 16:17	0-0, 3/0 17:19	0-0, 5/0 24:56	0-0, 2/1 26:21	0-0, 0/0 18:55
Feb 15	@ BOS	0-0, 1/-1 13:48	1-0, 2/1 15:30	1-0(W), 3/2 14:52	0-1, 0/1 14:44	0-0, 3/0 21:16	0-0, 2/1 24:28	0-0, 2/0 17:36
Feb 19	Vs DET	1-0, 6/0 17:18	2-0, 6/1 17:52	0-0, 1/-1 15:55	0-0, 1/-1 15:46	0-1, 1/1 17:51	0-1, 2/-3 24:19	0-1, 6/1 15:50
Feb 22	Vs VAN	0-0, 2/1 13:48	1-3, 3/3 16:06	0-0, 4/-1 14:31	0-0, 1/-1 14:06	0-0, 0/-1 19:27	1-0, 2/1 20:19	0-0, 2/-1 18:02
Feb 24	Vs MIN	0-0, 2/0 15:38	0-1, 3/2 17:26	0-0, 0/0 11:16	0-0, 1/-2 11:17	0-0, 2/-1 16:42	1-0, 3/2 23:18	0-0, 3/0 16:45
Feb 26	Vs BOS	0-0, 2/0 19:19	0-0, 1/0 19:00	0-0, 3/0 17:05	1-0, 7/0 19:51	0-0, 2/-1 15:17	1-0, 2/1 28:31	0-1, 0/0 16:08
Feb 29	Vs PIT	0-0, 1/1 15:47	0-0, 3/0 16:30	0-1, 3/0 13:15	1-0(W), 2/1 14:48	0-0, 1/1 22:06	0-0, 1/0 21:14	0-0, 2/0 16:38
Mar 2	Vs EDM	0-0, 3/0 15:35	0-1, 4/-1 19:55	1-0, 4/-1 13:54	0-0, 2/-1 16:12	0-0, 0/-2 16:26	0-1, 2/0 24:41	0-0, 3/-1 13:25
Mar 4	@ CGY	0-1, 2/1 15:40	1-1, 4/1 17:03	0-0, 0/1 13:24	1-0, 1/0 15:57	0-0, 1/-1 21:06	0-1, 2/4 19:02	1-0, 1/1 19:33
Mar 5	@ WPG	0-0, 1/-1 17:29	1-2, 3/0 14:46	0-0, 3/-1 14:34	0-1, 2/-1 15:38	0-1, 1/0 20:43	INJ	0-1, 0/1 18:04
Mar 8	Vs WPG	0-0, 0/0 03:09	0-0, 1/-2 15:09	0-0, 3/-2 20:00	0-0, 1/-2 19:57	0-0, 0/-2 20:55	INJ	0-0, 2/0 19:30
Mar 12	Vs VGK	INJ	0-1, 1/-1 15:36	0-1, 2/0 15:25	1-0, 3/-1 15:05	0-0, 2/1 21:43	INJ	0-1, 1/-1 20:35
Mar 14	Vs WSH	INJ	0-0, 2/-1 15:16	0-0, 4/0 15:00	1-0, 2/-1 16:40	0-0, 2/0 20:10	INJ	0-1, 1/0 19:16
Mar 16	Vs NSH	INJ	0-0, 4/-1 19:46	0-0, 0/-3 16:07	0-1, 2/-2 15:33	0-0, 0/-1 18:33	INJ	0-0, 2/-1 18:34
Mar 18	Vs BUF	INJ	0-0, 4/-1 17:04	0-2, 0/0 19:13	0-0, 3/-3 16:28	0-0, 2/-1 09:49	INJ	0-0, 1/-3 16:27
Mar 21	@ VGK	1-0, 2/0 12:29	0-0, 5/0 14:39	0-0, 3/0 20:10	0-1, 1/-1 09:34	0-0, 1/0 21:21	INJ	0-0, 1/-2 16:09
Mar 22	@ ARI	0-1, 1/1 17:05	0-1, 3/1 19:34	0-0, 1/0 17:11	0-0, 0/0 13:51	0-0, 1/0 22:53	INJ	0-0, 1/-1 17:39
Mar 24	Vs MTL	0-0, 2/0 16:44	0-0, 4/-1 17:15	0-0, 0/-3 15:56	0-0, 2/-1 14:40	0-1, 1/-1 21:54	INJ	0-0, 0/-1 14:21
Mar 26	Vs ANA	0-0, 1/0 17:16	0-1, 3/0 18:58	1-2(W), 4/2 13:51	1-0, 4/2 15:48	0-1, 2/2 16:45	INJ	0-0, 1/0 16:42
Mar 28	Vs ANA	1-0, 5/-1 16:27	0-3, 3/-1 20:00	0-0, 1/-1 17:13	0-0, 0/-1 19:47	0-1, 0/1 16:02	INJ	0-1, 3/1 16:52
Mar 30	Vs DAL	0-0, 0/-2 18:36	0-0, 0/-2 17:35	0-0, 1/0 15:29	0-0, 3/-1 18:22	0-0, 2/0 19:55	INJ	0-0, 0/0 15:36
Apr 1	@ SJS	0-2, 1/2 16:56	1-0, 3/1 16:59	0-2, 0/2 14:08	1-1, 2/2 14:27	0-0, 2/0 20:08	0-1, 2/1 23:04	0-0, 3/0 15:21
Apr 3	@ LAK	0-0, 0/0 18:49	0-1, 6/-2 16:17	0-0, 0/-1 12:55	0-1, 0/0 15:19	0-0, 0/-2 15:14	0-0, 0/-1 13:25	0-1, 0/1 14:02
Apr 5	@ ANA	0-1, 0/0 17:32	0-0, 2/1 18:30	0-0, 0/0 15:17	0-2, 3/1 15:00	0-0, 0/0 22:34	INJ	0-0, 4/0 16:06
Apr 9	Vs ARI	0-1, 0/1 16:53	INJ	0-0, 1/0 13:53	0-2, 1/2 15:11	0-1, 2/1 19:12	INJ	0-1, 1/1 17:14
Apr 11	Vs SJS	0-0, 5/0 18:12	0-0, 3/0 15:14	0-0, 4/-2 15:44	0-0, 4/0 18:32	0-0, 2/-2 15:31	INJ	0-0, 3/-2 16:56
Apr 13	@ DAL	0-0, 2/0 15:59	0-0, 4/0 19:19	0-0, 1/-1 11:30	0-0, 1/0 16:18	0-0, 0/-1 16:30	INJ	0-0, 1/-2 13:49
Apr 14	@ STL	0-0, 2/-1 16:33	1-0, 2/-1 17:27	0-0, 0/-1 14:53	0-0, 1/-2 16:21	0-0, 1/-1 17:46	INJ	0-0, 1/-1 16:18
Apr 16	@ WPG	0-0, 0/-3 12:59	0-0, 3/-2 17:02	DND	0-0, 1/0 14:07	0-0, 1/2 21:03	INJ	1-1, 4/2 15:34
Apr 18	@ MIN	0-0, 0/0 14:50	0-1, 3/1 16:57	0-0, 0/0 13:30	0-2, 0/1 14:19	0-1, 0/2 19:40	INJ	2-0(W), 2/2 18:25

PLAYER GAME-BY-GAME CONT.

DATE	OPP.	EVANS #39	BELLEMARE #41	KARTYE #52	YAMAMOTO #56	TATAR #90	BURAKOVSKY #95
Oct 10	@ VGK	AHL	0-0, 0/-1 07:30	DND	0-0, 1/0 14:32	COL	0-0, 2/-2 16:27
Oct 12	@ NSH	AHL	0-0, 0/0 07:04	0-0, 3/-1 08:44	0-0, 0/-3 11:26	COL	0-0, 3/0 17:55
Oct 14	@ STL	AHL	0-0, 2/0 12:16	0-0, 3/0 07:41	0-0, 0/0 10:53	COL	0-0, 1/0 17:55
Oct 17	Vs COL	AHL	0-0, 0/1 08:06	0-0, 2/1 12:23	1-0, 2/0 11:11	COL	0-0, 3/-2 16:54
Oct 19	Vs CAR	AHL	1-0, 4/1 11:08	1-0, 4/1 10:28	0-1, 3/0 12:50	COL	0-2, 3/1 17:47
Oct 21	Vs NYR	AHL	0-0, 1/0 10:19	0-0, 0/0 13:34	0-0, 0/0 13:31	COL	0-0, 2/1 06:05
Oct 24	@ DET	AHL	0-0, 1/0 10:14	1-0, 5/1 13:47	0-0, 1/0 06:59	COL	INJ
Oct 26	@ CAR	AHL	0-0, 0/-1 07:34	0-0, 4/-1 16:21	0-0, 0/-1 08:10	COL	INJ
Oct 28	@ FLA	AHL	0-0, 1/0 10:55	0-0, 4/-2 17:28	0-0, 1/-1 11:45	COL	INJ
Oct 30	@ TBL	AHL	0-0, 0/0 10:35	0-0, 0/0 11:40	1-1, 2/0 11:36	COL	INJ
Nov 2	Vs NSH	AHL	0-0, 0/0 08:46	0-1, 3/1 10:54	0-0, 1/0 12:29	COL	INJ
Nov 4	Vs CGY	AHL	0-0, 1/-1 07:31	0-0, 2/-2 14:39	0-0, 0/0 12:56	COL	INJ
Nov 7	@ ARI	AHL	0-0, 0/-1 08:34	0-0, 0/-1 08:35	0-0, 1/0 15:32	COL	INJ
Nov 9	@ COL	AHL	DND	0-1, 1/0 13:13	0-0, 2/0 17:49	COL	INJ
Nov 11	Vs EDM	AHL	DND	0-0, 2/0 13:10	0-0, 0/-1 12:52	COL	INJ
Nov 13	Vs COL	AHL	DND	0-0, 0/0 10:12	0-0, 1/0 11:26	COL	INJ
Nov 15	@ EDM	AHL	1-0, 2/0 10:39	0-1, 0/-1 09:17	0-0, 0/0 11:55	COL	INJ
Nov 16	Vs NYI	AHL	0-0, 1/0 13:01	0-0, 1/0 08:30	1-1, 1/0 11:27	COL	INJ
Nov 18	@ VAN	AHL	0-0, 0/-1 09:36	0-0, 1/0 08:20	0-0, 1/0 11:38	COL	INJ
Nov 20	Vs CGY	AHL	0-0, 1/1 11:13	0-0, 1/1 11:23	0-0, 1/0 12:28	COL	INJ
Nov 22	Vs SJS	AHL	0-0, 0/0 14:01	0-0, 1/0 14:51	0-0, 0/0 12:48	COL	INJ
Nov 24	Vs VAN	AHL	0-0, 2/0 10:27	1-0, 3/1 13:30	0-0, 2/-2 13:55	COL	INJ
Nov 28	@ CHI	AHL	0-0, 0/0 10:29	1-0, 4/1 14:11	0-0, 1/0 14:58	COL	INJ
Nov 30	@ TOR	AHL	0-0, 0/0 09:22	0-1, 3/1 12:32	0-0, 0/0 14:14	COL	INJ
Dec 2	@ OTT	AHL	0-0, 1/0 07:34	0-0, 2/-1 14:15	0-0, 1/0 11:40	COL	INJ
Dec 4	@ MTL	AHL	0-0, 0/0 07:52	0-0, 0/-2 14:56	0-0, 0/0 13:15	COL	INJ
Dec 7	Vs NJD	0-0, 2/1 17:50	DND	1-0, 4/0 14:12	0-0, 1/-1 09:06	COL	0-1, 1/0 09:08
Dec 9	Vs TBL	0-0, 4/-1 16:57	0-0, 2/0 08:13	0-0, 2/-1 14:40	0-0, 0/0 10:17	COL	INJ
Dec 10	Vs MIN	0-0, 2/0 17:29	0-0, 0/0 08:13	0-0, 0/0 15:04	0-0, 0/0 12:54	COL	INJ
Dec 12	Vs FLA	0-1, 0/1 18:19	1-1, 4/2 08:38	0-1, 0/1 18:43	1-1(W), 2/2 10:46	COL	INJ
Dec 14	Vs CHI	0-2, 2/3 20:23	1-0, 2/2 13:08	1-0, 4/1 14:36	2-0(W), 4/1 15:20	COL	INJ
Dec 16	Vs LAK	0-1, 1/0 18:51	0-0, 0/1 10:11	0-0, 0/0 11:10	0-0, 1/1 13:35	0-0, 1/0 13:47	INJ
Dec 18	@ DAL	0-0, 2/-2 18:22	0-0, 0/0 04:10	0-0, 2/0 10:48	0-0, 2/-1 11:20	1-1, 4/1 16:16	INJ
Dec 20	@ LAK	DND	INJ	0-0, 2/0 10:15	0-0, 5/1 14:04	0-0, 1/0 16:05	INJ
Dec 23	@ ANA	0-0, 1/0 16:29	INJ	0-0, 1/0 09:30	0-0, 1/0 11:36	1-1(W), 1/2 14:32	INJ
Dec 27	@ CGY	0-0, 1/0 17:03	INJ	0-0, 1/1 10:08	1-0, 2/1 11:16	0-0, 2/0 16:18	INJ
Dec 29	Vs PHI	AHL	INJ	0-0, 0/0 09:14	0-0, 1/-1 10:21	0-0, 1/0 16:36	0-0, 1/0 14:33
Jan 1	Vs VGK	AHL	INJ	0-1, 1/1 10:07	0-0, 0/1 10:34	0-0, 3/0 14:13	0-0, 0/1 11:16
Jan 4	Vs OTT	AHL	INJ	0-0, 0/0 09:05	0-1, 0/1 11:30	1-0(W), 1/1 14:27	1-0, 2/0 10:57
Jan 9	@ BUF	DND	INJ	0-0, 3/0 12:51	DND	0-0, 2/1 14:33	0-1, 0/0 13:03
Jan 11	@ WSH	DND	INJ	1-0, 1/1 12:37	DND	0-0, 2/0 15:39	0-0, 0/0 13:34

PLAYER GAME-BY-GAME CONT.

DATE	OPP.	EVANS #39	BELLEMARE #41	KARTYE #52	YAMAMOTO #56	TATAR #90	BURAKOVSKY #95
Jan 13	@ CBJ	DND	INJ	1-0, 1/2 10:58	DND	0-1, 0/1 16:08	0-0, 0/0 01:40
Jan 15	@ PIT	0-0, 2/0 22:08	INJ	0-0, 1/-1 12:01	0-0, 0/-1 12:48	0-0, 3/0 16:19	INJ
Jan 16	@ NYR	0-0, 4/-1 25:04	INJ	0-0, 0/-2 11:21	0-0, 1/-1 10:51	0-0, 2/0 14:14	INJ
Jan 18	@ EDM	0-0, 4/0 22:53	INJ	0-0, 3/0 09:37	0-0, 1/0 09:30	0-0, 1/0 10:35	0-0, 0/-1 14:16
Jan 21	Vs TOR	0-0, 0/-1 19:12	INJ	0-0, 1/-1 14:26	DND	0-1, 3/1 15:02	0-0, 1/0 14:44
Jan 24	Vs CHI	DND	INJ	0-1, 1/1 11:57	0-0, 2/0 14:24	2-0, 2/4 15:42	0-1, 2/2 14:30
Jan 26	Vs STL	DND	INJ	0-0, 0/0 12:17	DND	0-0, 1/0 14:30	0-0, 1/-1 15:37
Jan 28	Vs CBJ	DND	INJ	0-0, 0/-1 13:12	DND	0-1, 0/1 11:21	0-0, 1/-1 11:59
Jan 30	@ SJS	DND	INJ	0-0, 2/0 13:08	DND	0-0, 1/0 12:55	0-0, 3/-1 13:07
Feb 10	@ PHI	0-0, 0/0 16:44	INJ	DND	0-0, 1/0 10:20	1-0, 1/0 12:41	0-0, 2/0 15:30
Feb 12	@ NJD	0-0, 1/-1 22:53	INJ	DND	0-0, 0/0 08:03	0-0, 2/0 12:19	0-0, 1/0 16:20
Feb 13	@ NYI	0-0, 0/0 17:32	DND	0-0, 1/0 08:51	DND	0-0, 1/0 11:45	0-0, 1/0 16:20
Feb 15	@ BOS	DND	DND	0-0, 1/0 09:33	DND	0-0, 0/0 11:12	0-0, 1/-1 14:59
Feb 19	Vs DET	DND	DND	DND	0-0, 0/0 08:58	0-0, 2/-1 09:46	0-1, 3/0 16:35
Feb 22	Vs VAN	DND	DND	0-0, 0/-1 09:26	DND	0-0, 1/0 11:59	0-1, 0/0 14:02
Feb 24	Vs MIN	DND	DND	0-0, 0/-1 08:04	DND	0-0, 0/-2 12:15	0-0, 5/0 17:24
Feb 26	Vs BOS	DND	DND	DNP	0-0, 0/0 08:10	0-0, 1/0 10:42	0-1, 2/0 18:15
Feb 29	Vs PIT	DND	DND	0-0, 1/0 09:55	0-1, 1/0 10:42	0-0, 0/0 11:00	INJ
Mar 2	Vs EDM	DND	DND	0-0, 0/-1 09:34	0-0, 0/0 11:48	0-0, 1/0 11:10	INJ
Mar 4	@ CGY	DND	DND	0-0, 0/0 07:03	0-0, 2/-1 11:43	0-0, 0/1 13:43	0-0, 1/0 13:32
Mar 5	@ WPG	0-1, 1/1 18:30	0-0, 1/0 10:22	0-0, 1/0 10:27	DND	1-0, 2/1 14:46	1-0(W), 2/0 13:44
Mar 8	Vs WPG	0-0, 0/0 17:55	0-0, 0/0 09:07	0-0, 0/0 12:36	DND	0-0, 0/-1 16:35	0-0, 2/0 16:20
Mar 12	Vs VGK	0-0, 0/-1 18:24	0-1, 1/1 13:44	0-1, 2/0 11:22	0-1, 2/1 11:08	0-1, 0/1 13:11	1-0, 3/0 12:50
Mar 14	Vs WSH	0-0, 0/-1 16:59	0-0, 2/0 09:48	0-0, 1/0 09:11	0-1, 1/0 12:43	0-0, 0/0 13:28	0-0, 3/-1 12:38
Mar 16	Vs NSH	0-1, 0/-1 16:56	0-0, 0/0 12:00	0-0, 0/0 10:23	0-0, 1/-1 11:53	0-0, 0/0 11:18	1-0, 3/-1 12:50
Mar 18	Vs BUF	0-0, 0/-3 21:25	0-0, 1/-1 09:11	0-0, 3/-1 10:58	0-0, 1/0 12:37	0-0, 1/-2 10:21	0-0, 4/-2 17:18
Mar 21	@ VGK	0-1, 0/-2 20:35	DND	0-0, 0/-1 13:17	0-0, 0/0 10:20	0-0, 1/0 09:51	0-0, 1/0 12:53
Mar 22	@ ARI	1-0, 3/1 21:39	0-0, 0/0 08:23	0-0, 4/0 10:14	DND	0-0, 2/0 09:39	0-0, 0/0 18:00
Mar 24	Vs MTL	0-0, 0/0 02:22	DND	0-0, 1/0 13:28	0-0, 2/-1 14:30	0-0, 3/-1 13:43	0-0, 6/-2 12:27
Mar 26	Vs ANA	INJ	DND	0-0, 0/0 14:18	DND	DND	0-0, 3/0 16:51
Mar 28	Vs ANA	0-0, 0/-1 18:17	DND	1-0(W), 2/1 12:38	DND	DND	1-1, 2/-1 14:23
Mar 30	Vs DAL	0-0, 1/-1 21:42	DND	0-0, 0/0 10:38	DND	DND	0-0, 0/0 11:37
Apr 1	@ SJS	0-0, 1/2 18:28	DND	0-0, 0/0 13:12	DND	DND	0-0, 3/-1 13:49
Apr 3	@ LAK	0-0, 1/0 23:02	DND	0-0, 2/0 12:34	DND	0-0, 1/-2 10:37	1-0, 2/-2 15:48
Apr 5	@ ANA	0-0, 2/0 18:43	0-0, 0/0 10:29	0-0, 0/0 12:35	DND	DND	0-0, 1/0 15:48
Apr 9	Vs ARI	0-0, 1/0 21:05	DND	0-1, 1/1 12:10	DND	DND	1-0, 2/2 16:17
Apr 11	Vs SJS	0-0, 3/-1 20:59	DND	0-0, 3/0 12:22	DND	DND	0-0, 4/0 18:16
Apr 13	@ DAL	0-0, 2/1 22:06	DND	0-0, 2/0 11:13	1-0, 3/1 13:23	0-1, 0/1 11:05	0-0, 0/0 17:21
Apr 14	@ STL	0-0, 2/0 22:18	0-0, 2/0 08:21	0-0, 1/0 12:34	0-0, 2/0 15:34	DND	0-0, 2/-2 19:10
Apr 16	@ WPG	0-1, 0/1 20:54	0-1, 2/1 14:37	1-0, 3/2 14:06	0-0, 0/-3 11:11	1-0, 1/1 12:37	0-0, 2/0 14:58
Apr 18	@ MIN	0-0, 1/1 19:58	0-0, 2/0 10:11	1-0, 1/1 12:09	DND	0-0, 2/0 12:09	0-0, 5/-1 15:59

PLAYER GAME-BY-GAME CONT.

DATE	OPP.	GRUBAUER #31	DACCORD #35	DATE	OPP.	GRUBAUER #31	DACCORD #35
Oct 10	@ VGK	3/27 L 59:37	DNP	Jan 13	@ CBJ	INJ	4/34 W 60:00
Oct 12	@ NSH	2/34 L 57:52	DNP	Jan 15	@ PIT	INJ	2/32 L 59:45
Oct 14	@ STL	DNP	1/25 O 65:00	Jan 16	@ NYR	INJ	DNP
Oct 17	Vs COL	3/27 L 59:39	DNP	Jan 18	@ EDM	INJ	4/36 L 59:27
Oct 19	Vs CAR	DNP	4/36 W 59:47	Jan 21	Vs TOR	INJ	2/25 L 59:40
Oct 21	Vs NYR	4/27 L 60:00	DNP	Jan 24	Vs CHI	DNP	2/34 W 60:00
Oct 24	@ DET	DNP	4/27 W 64:36	Jan 26	Vs STL	DNP	4/18 O 63:03
Oct 26	@ CAR	DNP	3/45 O 64:50	Jan 28	Vs CBJ	DNP	2/32 W 60:00
Oct 28	@ FLA	DNP	3/37 L 58:20	Jan 30	@ SJS	DNP	1/21 L 58:26
Oct 30	@ TBL	3/37 W 62:53	DNP	Feb 10	@ PHI	DNP	3/38 L 58:15
Nov 2	Vs NSH	2/34 W 59:54	DNP	Feb 12	@ NJD	DNP	3/37 L 58:09
Nov 4	Vs CGY	4/29 L 58:42	DNP	Feb 13	@ NYI	1/27 W 65:00	DNP
Nov 7	@ ARI	DNP	3/27 O 65:00	Feb 15	@ BOS	DNP	1/37 W 59:43
Nov 9	@ COL	3/26 W 60:00	DNP	Feb 19	Vs DET	DNP	4/32 O 60:50
Nov 11	Vs EDM	4/17 L 20:00	0/9 40:00	Feb 22	Vs VAN	2/21 W 60:00	DNP
Nov 13	Vs COL	DNP	5/31 L 60:00	Feb 24	Vs MIN	1/18 37:46	4/13 L 22:09
Nov 15	@ EDM	DNP	4/31 O 62:18	Feb 26	Vs BOS	3/32 W 65:00	DNP
Nov 16	Vs NYI	3/23 W 65:00	DNP	Feb 29	Vs PIT	0/33 W 60:00	DNP
Nov 18	@ VAN	3/24 W 60:00	DNP	Mar 2	Vs EDM	2/24 L 58:21	DNP
Nov 20	Vs CGY	2/7 20:00	2/24 O 43:28	Mar 4	@ CGY	2/37 W 59:07	DNP
Nov 22	Vs SJS	INJ	1/14 W 60:00	Mar 5	@ WPG	DNP	3/33 W 60:00
Nov 24	Vs VAN	INJ	5/27 L 60:00	Mar 8	Vs WPG	DNP	2/31 L 59:16
Nov 28	@ CHI	4/23 L 57:14	DNP	Mar 12	Vs VGK	5/34 O 63:01	DNP
Nov 30	@ TOR	3/28 O 64:44	DNP	Mar 14	Vs WSH	DNP	2/23 L 58:33
Dec 2	@ OTT	DNP	2/28 L 57:17	Mar 16	Vs NSH	3/29 L 58:07	DNP
Dec 4	@ MTL	3/29 L 59:01	DNP	Mar 18	Vs BUF	3/26 54:19	3/4 L 05:41
Dec 7	Vs NJD	2/17 L 57:57	DNP	Mar 21	@ VGK	2/36 L 59:18	DNP
Dec 9	Vs TBL	2/23 39:29	2/7 O 23:12	Mar 22	@ ARI	DNP	2/26 O 64:12
Dec 10	Vs MIN	INJ	2/25 L 57:25	Mar 24	Vs MTL	4/6 L 18:00	1/11 42:00
Dec 12	Vs FLA	INJ	0/24 W 60:00	Mar 26	Vs ANA	DNP	0/12 W 60:00
Dec 14	Vs CHI	INJ	1/22 W 60:00	Mar 28	Vs ANA	2/23 W 59:40	DNP
Dec 16	Vs LAK	INJ	2/38 O 65:00	Mar 30	Vs DAL	DNP	2/29 L 58:28
Dec 18	@ DAL	INJ	4/28 O 61:30	Apr 1	@ SJS	2/26 W 60:00	DNP
Dec 20	@ LAK	INJ	1/43 W 59:50	Apr 3	@ LAK	5/27 L 60:00	DNP
Dec 23	@ ANA	INJ	2/34 W 60:00	Apr 5	@ ANA	1/17 W 58:50	DNP
Dec 27	@ CGY	INJ	DNP	Apr 9	Vs ARI	0/39 W 60:00	DNP
Dec 29	Vs PHI	INJ	1/28 W 62:13	Apr 11	Vs SJS	DNP	3/23 L 56:51
Jan 1	Vs VGK	INJ	0/35 W 60:00	Apr 13	@ DAL	3/30 L 58:51	DNP
Jan 4	Vs OTT	INJ	1/33 W 60:00	Apr 14	@ STL	DND	3/27 L 58:43
Jan 9	@ BUF	INJ	2/38 W 59:50	Apr 16	@ WPG	4/24 L 59:14	DNP
Jan 11	@ WSH	INJ	1/26 W 60:00	Apr 18	@ MIN	DNP	3/24 W 60:00

GOALS	#	DATE
Most goals scored - game	7	(4x) Last: 1/13/24 at CBJ
Most goals scored - period	4	11/22/23 vs. SJS (1st)
Most goals allowed - game	6	(2x) Last: 3/18/24 vs. BUF
Most goals allowed - period	4	(3x) Last: 3/24/24 vs. MTL (1st)
Fewest goals scored - game	0	(7x) Last: 3/30/24 vs. DAL
Fewest goals allowed - game	0	(5x) Last: 4/9/24 vs. ARI
SHOTS	#	DATE
Most shots taken - game	50	4/11/24 vs. SJS
Most shots taken - period	20	10/30/23 at TBL, 1st period
Most shots allowed - game	45	10/26/23 at CAR
Most shots allowed - period	21	10/19/23 vs. CAR, 1st period
Fewest shots taken - game	17	(3x) Last: 3/30/24 vs. DAL
Fewest shots taken - period	1	11/13/23 vs. COL, 3rd period
Fewest shots allowed - game	12	3/26/24 vs. ANA
Fewest shots allowed - period	0	11/11/23 vs. EDM, 3rd period
Largest margin of shots on goal favoring the Kraken - game	27	4/11/24 vs. SJS
Largest margin of shots on goal favoring the opponent - game	19	(3x) Last: 2/10/24 at PHI
Largest margin of shots on goal favoring the Kraken - period	13	12/7/23 vs. NJD, 3rd period
Largest margin of shots on goal favoring the opponent - period	13	11/20/23 vs. CGY, 3rd period
SPECIAL TEAMS	#	DATE
Most power-play goals - game	3	(2x) Last: 3/28/24 vs. ANA
Most power-play goals against - game	3	10/24/23 at DET
Most power-play opportunities - game	10	3/28/24 vs. ANA
Most power-play opportunities against - game	6	(3x) Last: 2/24/24 vs. MIN
Most shorthanded goals - game	2	(2x) Last: 4/18/24 at MIN
Most shorthanded goals against - game	2	3/28/24 vs. ANA (4-2 W)
Most penalty minutes for - game	29	11/13/23 vs. COL
Most penalties for - game	10	3/4/24 at CGY
Most penalty minutes by opponent - game	32	3/4/24 at CGY
Most penalties by opponent - game	12	3/28/24 vs. ANA (4-2 W)
Fewest penalty minutes for - game	0	3/8/24 vs. WPG
Fewest penalties for - game	0	3/8/24 vs. WPG
Fewest penalty minutes by opponent - game	2	(10x) Last: 4/16/24 at WPG
Fewest penalties by opponent - game	1	(10x) Last: 4/16/24 at WPG
Most total PIM - game	55	3/4/24 at CGY
Fewest total PIM - game	2	3/8/24 vs. WPG
REAL-TIME STATS	#	DATE
Hits - game	38	(2x) Last: 3/18/24 vs. BUF
Blocked shots - game	26	1/13/24 at CBJ
Takeaways - game	18	2/26/24 vs. BOS

HIGHS & LOWS CONT.

TEAM STREAKS	#	DATE
Longest winning streak	9	12/20/23 at LAK to 1/13/24 at CBJ
Longest home winning streak	3	12/29/23 vs. PHI to 1/4/24 vs. OTT
Longest road winning streak	6	12/20/23 at LAK to 1/13/24 at CBJ
Longest regulation losing streak	4	(2x) Last: 4/11/24 vs. SJS to 4/16/at WPG
Longest home regulation losing streak	4	3/14/24 vs. WSH to 3/24/24 vs. MTL
Longest road regulation losing streak	6	1/15/24 at PIT to 2/12/24 at NJD
Longest point streak	13	12/12/23 vs. FLA to 1/13/24 at CBJ
Longest home point streak	6	12/12/23 vs. FLA to 1/4/24 vs. OTT
Longest road point streak	7	12/18/23 at DAL to 1/13/24 at CBJ
Longest winless streak	8	11/24/23 vs. VAN to 12/10/23 vs. MIN
Longest home winless streak	7	3/2/24 vs. EDM to 3/24/24 vs. MTL
Longest road winless streak	6	1/15/24 at PIT to 2/12/24 at NJD
KRAKEN INDIVIDUAL - SKATER	#	DATE
Most goals	2	(11x) Last: Yanni Gourde, 4/18/24 at MIN
Most assists	3	(3x) Last: Jared McCann, 3/28/24 vs. ANA (4-2 W)
Most points	4	(2x) Last: Jared McCann, 2/22/24 vs. VAN
Most penalty minutes	20	Vince Dunn, 4/3/24 at LAK (5-2 L)
Most shots	9	Oliver Bjorkstrand, 11/30/23 at TOR
Most hits	9	Brandon Tanev, 11/18/23 vs. VAN
Most blocked shots	8	Adam Larsson, 2/29/24 vs. PIT
Most takeaways	4	(7x) Last: Andre Burakovsky, 4/13/24 at DAL
Consecutive games played with a goal	4	Jaden Schwartz, 11/4/23 vs. CGY to 11/11//24 vs. EDM
Consecutive games played with an assist	5	Vince Dunn, 11/9/23 at COL to 11/16/23 vs. NYI
Consecutive games played with a point	9	Jaden Schwartz, 10/24/23 at DET to 11/11/23 vs. EDM
KRAKEN INDIVIDUAL - GOALIE	#	DATE
Most saves	42	(2x) Last: Joey Daccord, 12/20/23 at LAK
Most shots against	45	Joey Daccord, 10/26/23 at CAR
Most goals allowed	5	(4x) Last: Philipp Grubauer, 4/3/24 at LAK (5-2 L)
Fewest goals allowed	0	(5x) Last: Philipp Grubauer, 4/9/24 vs. ARI
Consecutive starts	8	Joey Daccord, 1/18/24 at EDM to 2/12/23 at NJD
Consecutive wins	8	Joey Daccord, 12/20/23 at LAK to 1/13/24 at CBJ
Shutout streak	158:34	Joey Daccord, 12/29/23 vs. PHI to 1/4/24 vs. OTT
OPPONENT INDIVIDUAL - SKATER	#	DATE
Most goals	3	(5x) Last: Trevor Moore, 4/3/24 at LAK (5-2 L)
Most assists	4	Mats Zuccarello, 2/24/24 vs. MIN
Most points	4	(2x) Last: Mats Zuccarello, 2/24/24 vs. MIN
Most penalty minutes	17	Martin Pospisil, 3/4/24 at CGY
Most shots	8	(3x) Last: Frank Vatrano, 3/28/24 vs. ANA (4-2 W)
Most saves	49	Devin Cooley, 4/11/24 vs. SJS

STATISTICAL BREAKDOWN

TEAM RECORDS

Last game:	April 18 at MIN (4-3 W)
Next game:	N/A
Overall record/streak:	34 - 35 - 13 / Won 1
Home record/streak:	17 - 18 - 6 / Lost 1
Road record/streak:	17 - 17 - 7 / Won 1
Last 5 Games:	1 - 4 - 0
Last 10 Games:	4 - 6 - 0
1-Goal Games:	13 - 7 - 13
2-Goal Games:	7 - 9
3-Goal Games:	14 - 19
Scoring first:	23 - 9 - 6
Opponent scoring first:	11 - 26 - 7
Leading after 1 period:	22 - 5 - 1
Trailing after 1 period:	4 - 19 - 4
Tied after 1 period:	8 - 11 - 8
Leading after 2 periods:	26 - 0 - 4
Trailing after 2 periods:	2 - 29 - 5
Tied after 2 periods:	6 - 6 - 4
OT Record - This Season:	6 - 13
OT Record - Franchise:	19 - 27 - 0
Shootout Record - This Season:	3 - 4
Shootout Record - Franchise:	6 - 9
Outshooting opponent:	15 - 14 - 8
Outshot by opponent:	18 - 21 - 4
Even shots:	1 - 0 - 1
vs. Atlantic:	7 - 6 - 3
vs. Metropolitan:	8 - 7 - 1
vs. EASTERN CONFERENCE:	15 - 13 - 4
vs. Central:	7 - 12 - 5
vs. Pacific:	12 - 10 - 4
vs. WESTERN CONFERENCE:	19 - 22 - 9

MONTH-BY-MONTH RECORD

	W-L-OT	Points
October:	3-5-2	8
November:	5-5-4	14
December:	6-4-3	15
January:	7-5-1	15
February:	5-3-1	11
March:	4-8-2	10
April:	4-5-0	8
Totals:	34-35-13	81

POWER PLAY

	G	ATT	%
Overall:	50	242	20.7 (17th NHL)
Home:	30	129	23.3 (11th NHL)
Road:	20	113	17.7 (23rd NHL)

9 SHORTHANDED GOALS ALLOWED (23rd in NHL)

PENALTY KILL

	G	ATT	%
Overall:	47	222	78.8 (20th NHL)
Home:	21	104	79.8 (17th NHL)
Road:	26	118	78.0 (18th NHL)

6 SHORTHANDED GOALS SCORED (22nd in NHL)

PENALTIES

GP	MIN.	AV./RANK
82	653	8.0 (7th NHL)

GOAL SITUATIONS

	For	Against
6 on 5:	3	14
6 on 4:	1	0
6 on 3:	0	0
5 on 5:	144	147
5 on 4:	48	10
5 on 3:	0	0
4 on 4:	1	2
4 on 3:	1	0
3 on 3:	2	8
3 on 4:	0	1
3 on 5:	0	3
3 on 6:	0	0
4 on 5:	5	40
4 on 6:	1	2
5 on 6:	8	5
Empty Net:	9	16
Penalty Shots:	0	0
Total:	214	232

GOALS BY PERIOD

	1	2	3	OT	T	Avg
Seattle Kraken:	72	65	74	3	214	2.61
Opponents:	66	75	82	9	232	2.83

STATISTICAL BREAKDOWN CONT.

SHOOTOUT

Shooter	G/S	%	GDG
Kailer Yamamoto	3 / 4	75.0	2
Tomas Tatar	1 / 3	33.3	1
Matty Beniers	1 / 6	16.7	0
Jordan Eberle	1 / 3	33.3	0
Yanni Gourde	1 / 1	100.0	0
Oliver Bjorkstrand	1 / 4	25.0	0
Devin Shore	0 / 1	0.0	0
Justin Schultz	0 / 1	0.0	0
Jared McCann	0 / 3	0.0	0
Eeli Tolvanen	0 / 2	0.0	0
Goaltender	Record	SV/SA	SV%
Philipp Grubauer	3 - 1	13/17	.765
Joey Daccord	0 - 3	9/15	.600

POWER PLAY

Player	G	A	P
Oliver Bjorkstrand	8	17	25
Jared McCann	9	14	23
Vince Dunn	4	12	16
Matty Beniers	6	7	13
Jordan Eberle	6	6	12
Justin Schultz	0	10	10
Jaden Schwartz	7	3	10
Eeli Tolvanen	1	9	10
Andre Burakovsky	5	4	9
Kailer Yamamoto	2	4	6
Ryker Evans	0	5	5
Yanni Gourde	0	2	2
Tomas Tatar	0	1	1
Shane Wright	0	1	1

SHOTS BY PERIOD

	1	2	3	OT	T	Avg
Seattle Kraken:	783	775	752	37	2347	28.6
Opponents:	817	811	733	30	2391	29.2

INDIVIDUAL LEADERS

Points:	J. McCann (62); O. Bjorkstrand (59); V. Dunn (46)
Goals:	J. McCann (29); O. Bjorkstrand (20); J. Eberle (17)
Assists:	O. Bjorkstrand (39); V. Dunn (35); J. McCann (33)
PP Goals:	J. McCann (9); O. Bjorkstrand (8); J. Schwartz (7)
SH Goals:	Y. Gourde (2); J. McCann (2); P. Bellemare (1)
GW Goals:	J. McCann (3); O. Bjorkstrand (3); J. Eberle (3)
3+ Goals:	-
PIM:	V. Dunn (78); W. Borgen (65); Y. Gourde (62)
Shots:	J. McCann (216); O. Bjorkstrand (186); J. Eberle (168)
+/-:	V. Dunn (8); T. Tatar (8); A. Larsson (6)

SHORTHANDED

Player	G	A	P
Yanni Gourde	2	1	3
Jared McCann	2	0	2
Jamie Oleksiak	0	2	2
Brandon Tanev	0	2	2
P-E Bellemare	1	0	1
Vince Dunn	0	1	1
Adam Larsson	0	1	1

SEASON RECORD BOOK

HAT TRICKS

KRAKEN (0)

GOALS	PLAYER	DATE	GAME	SCORE	GOALTENDER(S)
-------	--------	------	------	-------	---------------

OPPONENTS (5)

GOALS	PLAYER	DATE	GAME	SCORE	GOALTENDER(S)
-------	--------	------	------	-------	---------------

3	Zach Hyman	Nov. 11, 2023	vs. Edmonton	4-1 L	Philipp Grubauer
3	Evander Kane	Nov. 15, 2023	at Edmonton	4-3 OTL	Joey Daccord
3	Mitch Marner	Nov. 30, 2023	at Toronto	4-3 SOL	Philipp Grubauer
3	Jeff Skinner	March 18, 2024	vs. Buffalo	6-2 L	Joey Daccord/Philipp Grubauer
3	Trevor Moore	April 3, 2024	at Los Angeles	5-2 L	Philipp Grubauer

SHUTOUTS

KRAKEN (5)

DATE	OPPONENT	GOALTENDER	SCORE	SAVES
------	----------	------------	-------	-------

Dec. 12, 2023	vs. Florida	Joey Daccord	4-0 W	24
Jan. 1, 2024	vs. Vegas	Joey Daccord	3-0 W	35
Feb. 29, 2024	vs. Pittsburgh	Philipp Grubauer	2-0 W	33
March 26, 2024	vs. Anaheim	Joey Daccord	4-0 W	12
April 9, 2024	vs. Arizona	Philipp Grubauer	5-0 W	39

OPPONENTS (7)

DATE	OPPONENT	GOALTENDER	SCORE	SAVES
------	----------	------------	-------	-------

Oct. 12, 2023	at Nashville	Juuse Saros	3-0 L	23
Dec. 2, 2023	at Ottawa	Anton Forsberg	2-0 L	39
Dec. 10, 2023	vs. Minnesota	Filip Gustavsson	3-0 L	24
Jan. 15, 2024	at Pittsburgh	Tristan Jarry	3-0 L	22
Jan. 30, 2024	at San Jose	Mackenzie Blackwood	2-0 L	32
March 8, 2024	vs. Winnipeg	Laurent Brossoit	3-0 L	17
March 30, 2024	vs. Dallas	Jake Oettinger	3-0 L	17

PENALTY SHOTS

KRAKEN (0)

DATE	OPPONENT	PLAYER	GOALTENDER	RESULT	TIME	PERIOD	SCORE
------	----------	--------	------------	--------	------	--------	-------

OPPONENTS (1)

DATE	OPPONENT	PLAYER	GOALTENDER	RESULT	TIME	PERIOD	SCORE
------	----------	--------	------------	--------	------	--------	-------

April 13, 2024	at Dallas	Sam Steel	Philipp Grubauer	Unsuccessful	8:52	2nd	3-1 L
----------------	-----------	-----------	------------------	--------------	------	-----	-------

EXTRA ATTACKER GOALS

KRAKEN (4)

DATE	OPPONENT	GOAL SCORER	TIME	PERIOD	FINAL SCORE
------	----------	-------------	------	--------	-------------

Oct. 24, 2023	at Detroit	Jared McCann	18:38	3rd	5-4 OTW
Nov. 4, 2023	vs. Calgary	Jaden Schwartz	18:29	3rd	6-3 L
Dec. 18, 2023	at Dallas	Eeli Tolvanen	19:38	3rd	4-3 OTL
Feb. 19, 2024	vs. Detroit	Jaden Schwartz	7:25	3rd	4-3 OTL

SEASON RECORD BOOK CONT.

EXTRA ATTACKER GOALS

OPPONENTS (7)

DATE	OPPONENT	GOAL SCORER	TIME	PERIOD	FINAL SCORE
Oct. 12, 2023	at Nashville	Gustav Nyquist	10:03	3rd	3-0 L
Oct. 19, 2023	vs. Carolina	Seth Jarvis	15:56	3rd	7-4 W
Nov. 15, 2023	at Edmonton	Evander Kane	19:14	3rd	4-3 OTL
Dec. 18, 2023	at Dallas	Matt Duchene	6:20	2nd	4-3 OTL
March 12, 2024	vs. Vegas	Clayton Keller	18:52	3rd	2-1 OTL
March 22, 2024	at Arizona	Jonathan Marchessault	19:43	3rd	5-4 OTL
April 18, 2024	at Minnesota	Brock Faber	18:55	3rd	4-3 W

OVERTIME VICTORIES (3)

DATE	OPPONENT	GWG	GOALTENDER	TIME	SCORE
Oct. 24, 2023	at Detroit	Jordan Eberle	Ville Husso	4:55	5-4 OTW
Oct. 30, 2023	at Tampa Bay	Jared McCann	Jonas Johansson	2:53	4-3 OTW
Dec. 29, 2023	vs. Philadelphia	Justin Schultz	Carter Hart	2:35	2-1 OTW

OVERTIME LOSSES (9)

DATE	OPPONENT	GWG	GOALTENDER	TIME	SCORE
Oct. 26, 2023	at Carolina	Martin Necas	Joey Daccord	4:50	3-2 OTL
Nov. 15, 2023	at Edmonton	Evander Kane	Joey Daccord	2:57	4-3 OTL
Nov. 20, 2023	vs. Calgary	Rasmus Andersson	Joey Daccord	3:28	4-3 OTL
Dec. 9, 2023	vs. Tampa Bay	Nikita Kucherov	Joey Daccord	3:12	4-3 OTL
Dec. 18, 2023	at Dallas	Thomas Harley	Joey Daccord	2:16	4-3 OTL
Jan. 26, 2024	vs. St. Louis	Pavel Buchnevich	Joey Daccord	3:31	4-3 OTL
Feb. 19, 2024	vs. Detroit	Ben Chiarot	Joey Daccord	1:07	4-3 OTL
March 12, 2024	vs. Vegas	Jack Eichel	Philipp Grubauer	3:01	5-4 OTL
March 22, 2024	at Arizona	Dylan Guenther	Joey Daccord	4:12	2-1 OTL

SHOOTOUT VICTORIES (3)

DATE	OPPONENT	SO WINNER	SEA CON/ATT	OPP CON/ATT	SCORE	GOALTENDER (SEA/OPP)
Nov. 16, 2023	vs. NY Islanders	Kailer Yamamoto	3/8	2/8	4-3 SOW	Philipp Grubauer/Semyon Varlamov
Feb. 13, 2024	at NY Islanders	Tomas Tatar	1/2	0/3	2-1 SOW	Philipp Grubauer/Semyon Varlamov
Feb. 26, 2024	vs. Boston	Kailer Yamamoto	1/3	0/3	4-3 SOW	Philipp Grubauer/Linus Ullmark

SHOOTOUT LOSSES (4)

DATE	OPPONENT	SO WINNER	SEA CON/ATT	OPP CON/ATT	SCORE	GOALTENDER (SEA/OPP)
Oct. 14, 2023	at St. Louis	Robert Thomas	0/3	1/3	2-1 SOL	Joey Daccord/Jordan Binnington
Nov. 7, 2023	at Arizona	Nick Bjugstad	0/3	1/3	4-3 SOL	Joey Daccord/Connor Ingram
Nov. 30, 2023	at Toronto	Auston Matthews	0/2	2/3	4-3 SOL	Philipp Grubauer/Joseph Woll
Dec. 16, 2023	vs. Los Angeles	Carl Grundstrom	3/9	4/9	3-2 SOL	Joey Daccord/Cam Talbot

TEAM RECORDS

GOALS

MOST GOALS, GAME AT HOME - 8, Nov. 23, 2022 vs. SJS (8-5 W)

MOST GOALS, GAME ON ROAD - 9, Nov. 29, 2022 at LAK (9-8 W)

MOST GOALS AGAINST, GAME AT HOME - 7 (3x) Last: Dec. 30, 2022 vs. EDM (7-2 L)

MOST GOALS AGAINST, GAME ON ROAD - 8, Nov. 29, 2022 at LAK (9-8 W)

MOST GOALS, GAME BY BOTH TEAMS AT HOME - 13, Nov. 23, 2022 vs. SJS (8-5 W)

MOST GOALS, GAME BY BOTH TEAMS ON ROAD - 17, Nov. 29, 2022 at LAK (9-8 W)

*FEWEST GOALS, GAME AT HOME - 0 (7x) Last: March 30, 2024 vs. DAL (3-0 L)

*FEWEST GOALS, GAME ON ROAD - 0 (7x) Last: Jan. 30, 2024 at SJS (2-0 L)

*FEWEST GOALS ALLOWED, GAME AT HOME - 0, (6x) Last: April 9, 2024 vs. ARI (5-0 W)

FEWEST GOALS ALLOWED, GAME ON ROAD - 0 (95) Last: Jan. 12, 2023 at BOS (3-0 W)

FEWEST GOALS BY BOTH TEAMS, GAME AT HOME - 1, Nov. 11, 2022 vs. MIN (1-0 L)

*FEWEST GOALS BY BOTH TEAMS, GAME ON ROAD - 2, (3x) Last: Jan. 30, 2024 vs. SJS (2-0 L)

EARLIEST GOAL FROM START OF GAME FOR - 0:14, Alex Wennberg, March 28, 2022 at LAK (6-1 W)

EARLIEST GOAL FROM START OF 2ND PERIOD FOR - 0:09, Calle Jarnkrok, Dec. 30, 2021 vs. CGY (6-4 L)

*EARLIEST GOAL FROM START OF 3RD PERIOD FOR - 0:14, Jared McCann, Dec. 9, 2023 vs. TBL (4-3 OTL)

EARLIEST GOAL FORM START OF OVERTIME, FOR - 0:07, Matty Beniers, Dec. 1, 2022 vs. WSH (3-2 OTW)

EARLIEST GOAL FROM START OF GAME AGAINST - 0:11, Tyler Motte, Feb. 21, 2022 at VAN (5-2 L)

*EARLIEST GOAL FROM START OF 2ND PERIOD AGAINST - 0:21, Mitch Marner, Nov. 30, 2023 at TOR (4-3 OTL)

EARLIEST GOAL FROM START OF 3RD PERIOD AGAINST - 0:14, Travis Konecny, Feb. 16, 2023 vs. PHI (6-2 W)

EARLIEST GOAL FORM START OF OVERTIME, AGAINST - 0:33, Jake DeBrusk, Feb. 24, 2022 at BOS (3-2 OTL)

FASTEST 2 GOALS FROM START OF GAME, FOR - 0:59, Nov. 6, 2021 at ARI (5-4 L)

*FASTEST 3 GOALS FROM START OF GAME, FOR - 10:36, Nov. 22, 2023 vs. SJS (7-1 W)

FASTEST 4 GOALS FROM START OF GAME, FOR - 12:08, Jan. 14, 2023 at CHI (8-5 W)

FASTEST 5 GOALS FROM START OF GAME, FOR - 12:45, Jan. 14, 2023 at CHI (8-5 W)

FASTEST 6 GOALS FROM START OF GAME, FOR - 13:11, Jan. 14, 2023 at CHI (8-5 W)

FASTEST 2 GOALS FROM START OF GAME, AGAINST - 3:16, Dec. 30, 2022 vs. EDM (7-2 L)

FASTEST 3 GOALS FROM START OF GAME, AGAINST - 3:55, Dec. 30, 2022 vs. EDM (7-2 L)

FASTEST 4 GOALS FORM START OF GAME, AGAINST - 9:58, Dec. 30, 2022 vs. EDM (7-2 L)

FASTEST 5 GOALS FROM START OF GAME, AGAINST - 25:33, Dec. 30, 2022 vs. EDM (7-2 L)

FASTEST 6 GOALS FROM START OF GAME, AGAINST - 26:35, Dec. 30, 2022 vs. EDM (7-2 L)

FASTEST 2 GOALS, FOR - 0:10, Oliver Bjorkstrand and Daniel Sprong, Dec. 22, 2022 at VAN (6-5 L SO)

FASTEST 3 GOALS, FOR - 1:03, Andre Burakovsky, Eeli Tolvanen, Jared McCann, Jan. 14, 2023 at CHI (8-5 W)

FASTEST 4 GOALS, FOR - 2:25, Jared McCann (2), Andre Burakovsky, Eeli Tolvanen, Jared McCann, Jan. 14, 2023 at CHI (8-5 W)

FASTEST 5 GOALS, FOR - 3:41, Matty Beniers, Jared McCann (2), Andre Burakovsky, Eeli Tolvanen, Jan. 14, 2023 at CHI (8-5 W)

GOALS (CONT.)

*FASTEST 2 GOALS, AGAINST - 0:11, Gustav Forsling and Matthew Tkachuk, Oct. 28, 2023 at FLA (3-2 L)

FASTEST 3 GOALS, AGAINST - 1:02, Evgenii Dadonov and Reilly Smith (2), Nov. 9, 2021 at VGK (4-2 L)

FASTEST 4 GOALS, AGAINST - 7:14, Zach Hyman, Klim Kostin, Darnell Nurse, Jesse Puljujarvi, Dec. 30, 2022 vs. EDM (7-2 L)

FASTEST 5 GOALS, AGAINST - 12:25, Joel Eriksson Ek, Kirill Kaprizov, Ryan Hartman, Mats Zuccarello, Nicolas Deslauriers, April 22, 2022 at MIN (6-3 L)

*MOST CONSECUTIVE GOALS GAME, FOR - 6 (2x), Last: Nov. 22, 2023 vs. SJS (7-1 W)

MOST CONSECUTIVE GOALS GAME, AGAINST - 7, Nov. 19, 2021 vs. COL (7-3 L)

*MOST GOALS FOR, PERIOD AT HOME - 4 (5x) Last: Nov. 22, 2023 vs. SJS (7-1 W), 1st period

MOST GOALS FOR, PERIOD ON ROAD - 6, Jan. 14, 2023 at CHI (8-5 W), 1st period

*MOST GOALS AGAINST, PERIOD AT HOME - 4 (6x) Last: March 24, 2024 vs. MTL (5-1 L), 1st period

MOST GOALS AGAINST, PERIOD ON ROAD - 5, April 22, 2022 at MIN (6-3 L), 2nd period

MOST GOALS FOR, BOTH TEAM, PERIOD - 8, Nov. 29, 2022 at LAK (9-8 W), SEA: 5, LAK: 3

POINTS

MOST PLAYERS WITH A POINT, GAME - 16, April 3, 2023 vs. ARI (8-1 W)

MOST PLAYERS WITH A POINT AGAINST, GAME - 12 (5x) Last: Nov. 29, 2022 at LAK (9-8 W OT)

MOST PLAYERS WITH A POINT, GAME BY BOTH TEAMS - 24, Nov. 23, 2022 vs. SJS (8-5 W)

SHOTS

*MOST SHOTS, GAME AT HOME - 50, April 11, 2024 vs. SJS (3-1 L)

MOST SHOTS, GAME ON ROAD - 48, Oct. 12, 2022 at ANA (5-4 L)

MOST SHOTS FACED, GAME AT HOME - 44, Dec. 28, 2022 vs. CGY (3-2 L)

MOST SHOTS FACED, GAME ON ROAD - 46, Feb. 21, 2022 at VAN (5-2 L)

MOST SHOTS, GAME BY BOTH TEAMS AT HOME - 75, Dec. 28, 2022 vs. CGY (3-2 L)

*MOST SHOTS, GAME BY BOTH TEAMS ON ROAD - 80, Oct. 30, 2023 at TBL (4-3 OTW)

FEWEST SHOTS, GAME AT HOME - 17 (4x) Last: March 8, 2023 vs. WPG (3-0 L)

FEWEST SHOTS, GAME ON ROAD - 17 (2x) Last: Dec. 15, 2022 at CAR (3-2 L)

*FEWEST SHOTS FACED, GAME AT HOME - 12, March 26, 2024 vs. ANA (4-0 W)

FEWEST SHOTS FACED, GAME ON ROAD - 16, March 25, 2023 at NSH (7-2 W)

FEWEST SHOTS, GAME BY BOTH TEAMS AT HOME - 40 (2x) Last: Oct. 25, 2022 vs. BUF (5-1 W)

FEWEST SHOTS, GAME BY BOTH TEAMS ON ROAD - 39, Feb. 12, 2023 at PHI (4-3 W)

*MOST SHOTS, PERIOD ON ROAD - 20 (2x), Last: Oct. 30, 2023 at TBL (4-3 OTW), 1st period

*MOST SHOTS, PERIOD ON ROAD - 20 (2x), Last: Oct. 30, 2023 at TBL (4-3 OTW), 1st period

MOST SHOTS, OT AT HOME - 4, Dec. 29, 2021 vs. PHI (3-2 OTL)

*MOST SHOTS, OT ON ROAD - 5, Oct. 30, 2023 at TBL (4-3 OTW)

SHOTS (CONT.)

MOST SHOTS FACED, PERIOD AT HOME - 23, Nov. 21, 2021 vs. WSH (5-2 W), 3rd period

*MOST SHOTS FACED, PERIOD ON ROAD - 20 (2x), Last: Dec. 20, 2023 at LAK (2-1 W), 1st period

MOST SHOTS FACED, OT AT HOME - 3, March 12, 2023 vs. WGK (5-4 OTL)

MOST SHOTS FACED, OT ON ROAD - 6, March 23, 2023 at NSH (2-1 OTL)

*FEWEST SHOTS, PERIOD AT HOME - 1, Nov. 13, 2023 vs. COL (5-1 L), 3rd period

FEWEST SHOTS, PERIOD ON ROAD - 1, Oct. 14, 2021 at NSH (4-3 W), 3rd period

*FEWEST SHOTS FACED, PERIOD AT HOME - 0, Nov. 11, 2023 vs. EDM (4-1 L), 3rd period

FEWEST SHOTS FACED, PERIOD ON ROAD - 1, March 25, 2023 at NSH (7-2 W), 1st period

*LARGEST MARGIN OUTSHOOTING, HOME - 27, April 11, 2024 vs. SJS (3-1 L)

LARGEST MARGIN OUTSHOOTING, ROAD - 23, March 25, 2023 at NSH (7-2 W)

LARGEST MARGIN OUTSHOT, HOME - 24, Dec. 18, 2021 vs. EDM (5-3 L)

LARGEST MARGIN OUTSHOT, ROAD - 22, Dec. 15, 2022 vs. CAR (3-2 L)

SPECIAL TEAMS

*MOST PPG FOR, GAME AT HOME - 3 (2x), Last: March 28, 2024 v s. ANA (4-2 W)

MOST PPG FOR, GAME ON ROAD - 3 (2x), Last: Nov. 29, 2022 at LAK (9-8 W)

MOST PPG AGAINST, GAME AT HOME - 3 (2x), Last: March 13, 2023 vs. DAL (5-2 L)

*MOST PPG AGAINST, GAME ON ROAD - 3 (4x), Last: Oct. 24, 2023 vs. DET (5-4 OTW)

*MOST PPG FOR, PERIOD, AT HOME - 2 (5x), Last: March 24, 2024 vs. ANA (4-2 W)

MOST PPG FOR, PERIOD, ON ROAD - 2 (3x), Last: Nov. 29, 2022 at LAK (9-8 W), 1st period

MOST PPG AGAINST, PERIOD, AT HOME - 2 (2x), Last: Oct. 27, 2022 vs. VAN (5-4 L), 2nd period

*MOST PPG AGAINST, PERIOD, ON ROAD - 3 (2x), Last: Oct. 24, 2023 at DET (5-4 OTW), 3rd period

MOST PPG, GAME BY BOTH TEAMS AT HOME - 4, Nov. 19, 2021 vs. COL (7-3 L)

*MOST PPG, GAME BY BOTH TEAMS ON ROAD - 5 (2x), Last: Oct. 24, 2023 at DET (5-4 OTW)

*MOST PP ATTEMPTS FOR, GAME AT HOME - 10, March 28, 2024 vs. ANA (4-2 W)

MOST PP ATTEMPTS FOR, GAME ON ROAD - 8, April 26, 2022 at VAN (5-2 L)

MOST PP ATTEMPTS AGAINST, GAME AT HOME - 7, Nov. 13, 2022 vs. WPG (3-2 OTL)

*MOST PP ATTEMPTS AGAINST, GAME ON ROAD - 6 (4x), Last: Oct. 24, 2023 at DET (5-4 OTW)

*MOST PP ATTEMPTS, GAME, BOTH TEAMS AT HOME - 13, March 28, 2024 vs. ANA (4-2 W)

*MOST PP ATTEMPTS, GAME, BOTH TEAMS ON ROAD - 11 (3x), Last: Oct. 24, 2023 at DET (5-4 OTW)

*MOST CONSECUTIVE GAMES SCORING PPG - 6, Oct. 30, 2023 at TBL (4-3 OTW) to Nov. 11, 2023 vs. EDM (4-1 L)

MOST CONSECUTIVE GAMES ALLOWING PPG - 8, Jan. 17, 2022 vs. CHI (3-2 SOW) to Feb. 1, 2022 at BOS (3-2 L)

SPECIAL TEAMS (CONT.)

MOST CONSECUTIVE GAMES NOT SCORING A PPG - 9, March 26, 2022 at LAK (4-2 L) to April 12, 2022 at CGY (5-3 L)

MOST CONSECUTIVE GAMES NOT ALLOWING A PPG - 8 (2x), Last: Feb. 14, 2023 at WPG (3-2 SOL) to March 2, 2023 at DET (5-4 OTW)

MOST CONSECUTIVE CHANCES NOT SCORING A PPG - 17, March 22, 2022 at ARI (4-2 W) to April 16, 2022 vs. NJD (4-3 SOW)

MOST CONSECUTIVE CHANCES NOT ALLOWING A PPG - 22, Feb. 12, 2023 at PHI (4-3 W) to March 3, 2023 at CBJ (4-2 W)

*MOST SHG, GAME - 2, Yannii Gourde [2], April 18, 2024 at MIN (4-3 W)

*MOST SHG ALLOWED, GAME - 2, Isac Lundestrom and Jakob Silfverberg, March 28, 2024 vs. ANA (4-2 W)

*MOST SHG, PERIOD - 2, Yannii Gourde [2], April 18, 2024 at MIN (4-3 W), 3rd period

*MOST SHG ALLOWED, PERIOD - 2, Isac Lundestrom and Jakob Silfverberg, March 28, 2024 vs. ANA (4-2 W), 3rd period

*MOST CONSECUTIVE GAMES SCORING A SHG - 2, Jared McCann [2], March 4, 2024 at CGY (4-2 W) to March 5, 2024 at WPG (4-3 W)

MOST CONSECUTIVE GAMES ALLOWING A SHG - 2 (3x) Last: Ryan Lindgren and Patrick Brown, Feb. 10, 2023 at NYR (6-3 L) to Feb. 12, 2023 at PHI (4-3 W)

*MOST PENALTIES TAKEN, GAME AT HOME - 9, Nov. 13, 2023 vs. COL (5-1 L)

*MOST PENALTIES TAKEN, GAME ON ROAD - 10, March 4, 2024 at CGY (4-2 W)

*MOST PENALTIES DRAWN, GAME AT HOME - 12, March 28, 2024 vs. ANA (4-2 W)

*MOST PENALTIES DRAWN, GAME ON ROAD - 9 (4x), Last: March 4, 2024 at CGY (4-2 W)

MOST PIM FOR, GAME AT HOME - 31, April 3, 2023 vs. ARI (8-1 W)

MOST PIM FOR, GAME ON ROAD - 46, Oct. 18, 2021 at PHI (6-1 L)

MOST PIM AGAINST, GAME AT HOME - 49, April 3, 2023 vs. ARI (8-1 W)

MOST PIM AGAINST, GAME ON ROAD - 40, Oct. 18, 2021 at PHI (6-1 L)

*FEWEST PENALTIES TAKEN, GAME AT HOME - 0 (2x), Last: March 8, 2024 vs. WPG (3-0 L)

FEWEST PENALTIES TAKEN, GAME ON ROAD - 0, Oct. 16, 2021 at CBJ (2-1 OTL)

FEWEST PENALTIES DRAWN, GAME AT HOME - 0, March 2, 2022 vs. NSH (4-3 W)

FEWEST PENALTIES DRAWN, GAME ON ROAD - 0 (2x) Last: Dec. 14, 2021 at SJS (3-1 W)

*FEWEST PIM FOR, GAME AT HOME - 0 (2x), Last: March 8, 2024 vs. WPG (3-0 L)

FEWEST PIM FOR, GAME ON ROAD - 0, Oct. 16, 2021 at CBJ (2-1 OTL)

FEWEST PIM AGAINST, GAME AT HOME - 0, March 2, 2022 vs. NSH (4-3 W)

FEWEST PIM AGAINST, GAME ON ROAD - 0 (2x) Last: Dec. 14, 2021 at SJS (3-1 W)

MOST COMBINED PIM, HOME - 80, April 3, 2023 vs. ARI (8-1 W)

MOST COMBINED PIM, ROAD - 86, Oct. 18, 2021 at PHI (6-1 L)

*FEWEST COMBINED PIM, HOME - 2 (2x), Last: March 8, 2024 vs. WPG (3-0 L)

FEWEST COMBINED PIM, ROAD - 2, Dec. 14, 2021 at SJS (3-1 W)

*MOST COMBINED PENALTIES, HOME - 17 (2x), Last: March 28, 2024 vs. ANA (4-2 W)

*MOST COMBINED PENALTIES, ROAD - 19, March 4, 2024 at CGY (4-2 W)

SPECIAL TEAMS (CONT.)

*FEWEST COMBINED PENALTIES, HOME - 1 (2x), Last: March 8, 2024 vs. WPG (3-0 L)

FEWEST COMBINED PENALTIES, ROAD - 1, Dec. 14, 2021 at SJS (3-1 W)

STREAKS

*LONGEST WINNING STREAK, OVERALL - 9, Dec. 20, 2023 at LAK (2-1 W) to Jan. 13, 2024 at CBJ (7-4 W)

LONGEST WINNING STREAK, HOME - 4, Nov. 17, 2022 vs. NYR (3-2 OTW) to Dec. 1, 2022 vs. WSH (3-2 OTW)

LONGEST WINNING STREAK, ROAD - 7, Jan. 3, 2023 at EDM (5-2 W) to Jan. 14, 2023 at CHI (8-5 W)

*LONGEST POINT STREAK, OVERALL - 13, Dec. 12, 2023 vs. FLA (4-0 W) to Jan. 13, 2024 at CBJ (4-2 W)

*LONGEST POINT STREAK, HOME - 6, Dec. 12, 2023 vs. FLA (4-0 W) to Jan. 4, 2024 vs. OTT 94-1 W)

LONGEST POINT STREAK, ROAD - 8, Feb. 28, 2023 at STL (5-3 W) to March 25, 2023 at NSH (7-2 W)

LONGEST LOSING STREAK, OVERALL - 6 (2x) Last: Dec. 30, 2021 vs. CGY (6-4 L) to Jan. 15, 2022 vs. LAK (3-1 L)

*LONGEST LOSING STREAK, HOME - 4 (3x) Last: March 14, 2024 vs. WSH (2-1 L) to March 24, 2024 vs. MTL (5-1 L)

LONGEST LOSING STREAK, ROAD - 7, Feb. 17, 2022 at WPG (5-3 L) to March 8, 2022 at TOR (6-4 L)

LONGEST WINLESS STREAK, OVERALL - 9, Dec. 15, 2021 at ANA (4-1 L) to Jan. 15, 2022 vs. LAK (3-1 L)

LONGEST WINLESS STREAK, HOME - 8, Dec. 6, 2021 vs. PIT (6-1 L) to Jan. 15, 2022 vs. LAK (3-1 L)

LONGEST WINLESS STREAK, ROAD - 8, Feb. 17, 2022 at WPG (5-3 L) to March 10, 2022 at OTT (4-3 OTL)

LONGEST SCORELESS STREAK - 130:03, Dec. 6, 2021 vs. PIT (6-1 L) to Dec. 11, 2021 (5-4 OTL)

*LONGEST SHUTOUT STREAK - 158:34, Joey Daccord, Dec. 29, 2023 vs. PHI (2-1 W) to Jan. 4, 2024 vs. OTT (4-1 W)

WIDEST MARGIN OF VICTORY, HOME - 7, April 3, 2023 vs. ARI (8-1 W)

WIDEST MARGIN OF VICTORY, ROAD - 5 (2x) Last: March 25, 2023 at NSH (7-2 W)

WIDEST MARGIN OF DEFEAT, HOME - 5 (3x) Last: Dec. 30, 2022 vs. EDM (7-2 L)

WIDEST MARGIN OF DEFEAT, ROAD - 5, Oct. 18, 2022 at PHI (6-1 L)

MOST CONSECUTIVE GAMES REQUIRING OVERTIME - 3, Nov. 13, 2022 vs. WPG (3-2 L) to Nov. 19, 2022 vs. LAK (3-2 W)

MOST CONSECUTIVE GAMES WITHOUT GOING TO OVERTIME - 19, Oct. 18, 2021 at PHI (6-1 L) to Nov. 29, 2021 at BUF (7-4 W)

MOST CONSECUTIVE GAMES WITHOUT BEING SHUTOUT - 34, Nov. 13, 2022 vs. WPG (3-2 L) to Jan. 28, 2023 vs. CBJ (3-1 W)

MOST HAT TRICKS IN A GAME - 1 (2x) Last: Jared McCann, Jan. 14, 2023 at CHI (8-5 W)

MOST CONSECUTIVE GAMES SCORING A HAT TRICK - N/A

MOST CONSECUTIVE GAMES ALLOWING A HAT TRICK - N/A

INDIVIDUAL RECORDS

*MOST POINTS, GAME - 4 (4x) Last: Jared McCann, Feb. 22, 2024 vs. VAN (5-2 W)

MOST GOALS, GAME - 3 (2x) Last: Jared McCann, Jan. 14, 2023 at CHI (8-5 W)

MOST ASSISTS, GAME - 4, Jordan Eberle, Nov. 29, 2022 at LAK (9-8 W)

*MOST PPG, GAME - 2, Jordan Eberle, Jan. 28, 2024 vs. CBJ (4-2 W)

*MOST SHG, GAME - 2, Yanni Gourde, April 18, 2024 at MIN (4-3 W)

*MOST SHOTS, GAME - 9, Oliver Bjorkstrand, Nov. 30, 2023 at TOR (403 S-L)

MOST PENALTIES, GAME - 4 (2x), Last: Yanni Gourde, Oct. 21, 2023 vs. NYR (4-1 L)

INDIVIDUAL RECORDS (CONT.)

MOST PIM, GAME - 27, Nathan Bastian, Oct. 18, 2021 at PHI (6-1 L)

BEST PLUS/MINUS, GAME - Plus-7, Adam Larsson, Jan. 14, 2023 at CHI (8-5 W)

*WORST PLUS/MINUS, GAME - Minus-4 (11x), Last: Jared McCann, Nov. 24, 2023 vs. VAN (5-1 L)

*MOST POINTS, PERIOD - 3 (5x), Last: Jordan Eberle, Jan. 28, 2024 vs. CBJ (4-2 W), 1st period

*MOST GOALS, PERIOD - 2 (14x), Last: Yanni Gourde, April 18, 2024 at MIN (4-3 W), 3rd period

MOST ASSISTS, PERIOD - 3, Justin Schultz, Nov. 29, 2022 at LAK (9-8 W), 1st period

*MOST PPG, PERIOD - 2, Jordan Eberle, Jan. 28, 2024 vs. CBJ (4-2 W), 1st period

*MOST SHG, PERIOD - 2, Yanni Gourde, April 18, 2024 at MIN (4-3 W), 3rd period

*MOST PENALTIES, PERIOD - 3 (4x) Last: Vince Dunn, Nov. 13, 2023 vs. COL (5-1 L), 3rd period

*MOST PIM, PERIOD - 20, Vince Dunn, April 3, 2024 at LAK (5-2 L), 3rd period

MOST POINTS BY OPPONENT, GAME - 5 (4x), Last: Connor McDavid, Dec. 30, 2022 vs. EDM (7-2 L)

*MOST GOALS BY OPPONENT, GAME - 3 (12x), Last: Trevor Moore, April 4, 2024 at LAK (5-2 L)

MOST ASSISTS BY OPPONENT, GAME - 5, Kevin Fiala, April 22, 2022 at MIN (6-3 L)

MOST PPG BY OPPONENT, GAME - 2 (5x), Last: Dougie Hamilton, Feb. 9, 2023 at NJD (3-1 L)

*MOST SHG BY OPPONENT, GAME - 1 (25x), Last: Jakob Silfverberg, March 28, 2024 vs. ANA (4-2 W)

MOST SHOTS BY OPPONENT, GAME - 9, Alex Ovechkin, Dec. 9, 2022 (4-1 L)

*MOST PENALTIES BY OPPONENT, GAME - 4 (2x), Last: Dylan Holloway, Nov. 11, 2023 vs. EDM (4-1 L)

MOST PIM BY OPPONENT, GAME - 25, Nate Thompson, Oct. 18, 2021 at PHI (6-1 L)

*BEST PLUS/MINUS BY OPPONENT, GAME - Plus-5, Mike Matheson, March 24, 2024 vs. MTL (5-1 L)

WORST PLUS/MINUS BY OPPONENT, GAME - Minus-5 (3x), Last: Jarred Tinordi, Apr. 8, 2023 vs. CHI (7-3 W)

MOST POINTS BY OPPONENT, PERIOD - 4, Kevin Fiala, April 22, 2022 at MIN (6-3 L), 2nd period

*MOST GOALS BY OPPONENT, PERIOD - 3, Zach Hyman, Nov. 11, 2023 vs. EDM (4-1 L)

MOST ASSISTS BY OPPONENT, PERIOD - 4, Kevin Fiala, April 22, 2022 at MIN (6-3 L), 2nd period

*MOST PPG BY OPPONENT, PERIOD - 1 (158x) Last: Brock Faber, April 18, 2024 at MIN (4-3 W), 3rd period

*MOST SHG BY OPPONENT, PERIOD - 1 (25x), Last: Jakob Silfverberg, March 28, 2024 vs. ANA (4-2 W), 3rd period

*MOST PENALTIES BY OPPONENT, PERIOD - 3 (4x) Last: Blake Coleman, March 4, 2024 at CGY (4-1 W), 3rd period

MOST PIM BY OPPONENT, PERIOD - 17 (2x) Last: Milos Kelemen, April 6, 2023 vs. ARI (4-2 W), 3rd period

MOST CONSECUTIVE GAMES, GOAL - 5, Matty Beniers, Jan. 3, 2023 at EDM (5-2 W) to Jan. 10, 2023 at BUF (4-3 W)

MOST CONSECUTIVE GAMES, ASSIST - 8, Vince Dunn, Feb. 28, 2023 at STL (5-3 W) to March 13, 2023 at DAL (5-2 L)

MOST CONSECUTIVE GAMES, POINT - 12, Vince Dunn, Feb. 23, 2023 vs. BOS (6-5 L) to Mar. 18, 2023 vs. EDM (6-4 L)

*MOST CONSECUTIVE GAMES PLAYED - 245, Adam Larsson, Oct. 12, 2021 at VGK (4-3 L) to April 3, 2024 at LAK (5-2 L)

FASTEST 2 GOALS, FOR - 2:04, Jaden Schwartz, Feb. 12, 2023 at PHI (4-3 W)

FASTEST 3 GOALS, FOR - 9:51, Jordan Eberle, Nov. 4, 2021 vs. BUF (5-2 W)

FASTEST 4 GOALS, FOR - N/A

FASTEST 5 GOALS, FOR - N/A

*FASTEST 2 GOALS, AGAINST - 0:26, Carter Verhaege, Dec. 3, 2023 vs. FLA (5-1 L)

*FASTEST 3 GOALS, AGAINST - 9:28, Evander Kane, Nov. 15, 2023 at EDM (4-3 OTL)

FASTEST 4 GOALS, AGAINST - N/A

FASTEST 5 GOALS, AGAINST - N/A

GOALTENDER RECORDS

KRAKEN

*FEWEST GOALS ALLOWED, GAME - 0 (12x) Last: Philipp Grubauer, April 9, 2024 vs. ARI (5-0 W)

MOST GOALS ALLOWED, GAME - 8, Martin Jones, Nov. 29, 2022 at LAK (9-8 W)

MOST GOALS ALLOWED, PERIOD - 5, Philipp Grubauer, April 22, 2022 at MIN (6-3 L), 2nd period

MOST SHOTS FACED, GAME - 46, Chris Driedger, Feb. 21, 2022 at VAN (5-2 L)

MOST SHOTS FACED, PERIOD - 23, Philipp Grubauer, Nov. 21, 2021 vs. WSH (5-2 W), 3rd period

*MOST SAVES, GAME - 42 (2x) Last: Joey Daccord, Dec. 20, 2023 at LAK (2-1 W)

MOST SAVES, PERIOD - 22, Philipp Grubauer, Nov. 21, 2021 vs. WSH (5-2 W), 3rd period

*FEWEST SHOTS FACED, GAME - 12, Joey Daccord, March 26, 2024 vs. ANA (4-0 W)

FEWEST SHOTS FACED, PERIOD - 1 (2x) Last: Philipp Grubauer, March 25, 2023 at NSH (7-2 W)

MOST PENALTIES, GAME - 1 (4x) Last: Philipp Grubauer, Nov. 28, 2023 at CHI (4-3 L)

*MOST PIM, GAME - 2 (4x) Last: Philipp Grubauer, Nov. 28, 2023 at CHI (4-3 L)

*MOST POINTS, GAME - 1 (3x) Last: Philipp Grubauer, Nov. 28, 2023 at CHI (4-3 L)

*LONGEST SHUTOUT STREAK - 158:34, Joey Daccord, Dec. 29, 2023 vs. PHI (2-1 OTW) to Jan. 4 vs. OTT (4-1 W)

*MOST SHUTOUTS, SEASON - 3 (2x), Last: Joey Daccord, 2023-24

*MOST CONSECUTIVE STARTS - 8 (3x) Last: Joey Daccord Jan. 18, 2023 (4-2 L) at EDM to Feb. 12, 2024 at NJD (3-1 L)

*MOST CONSECUTIVE WINS IN A SINGLE SEASON - 6, Joey Daccord, Dec. 29, 2023 vs. PHI (2-1 OTW) to Jan. 13, 2024 at CBJ (7-4 W)

LONGEST WINLESS STREAK - 9, Philipp Grubauer, Feb. 9, 2022 vs. ARI (5-2 L) to March 8, 2022 at TOR (6-4 L)

OPPONENTS

*FEWEST GOALS ALLOWED, GAME BY OPPONENT - 0 (14x) Last: Jake Oettinger, March 30, 2024 vs. DAL (2-0 L)

MOST GOALS ALLOWED, GAME BY OPPONENT - 8, Ivan Prosvetov, April 3, 2023 vs. ARI (8-1 W)

MOST GOALS ALLOWED, PERIOD BY OPPONENT - 4 (6x) Last: Ivan Prosvetov, April 3, 2023 vs. ARI (8-1 W), 3rd period

*MOST SHOTS FACED, GAME BY OPPONENT - 50, Devin Cooley, April 11, 2024 vs. SJS (3-1 L)

MOST SHOTS FACED, PERIOD BY OPPONENT - 20, John Gibson, Oct. 12, 2022 at ANA (5-4 OTL), 1st period

*MOST SAVES, GAME BY OPPONENT - 50, Devin Cooley, April 11, 2024 vs. SJS (3-1 L)

MOST SAVES, PERIOD BY OPPONENT - 19, John Gibson, Oct. 12, 2022 at ANA (5-4 OTL), 1st period

*FEWEST SHOTS FACED BY OPPONENT, GAME - 17 (6x) Last: Jake Oettinger, March 30, 2024 vs. DAL (2-0 L)

FEWEST SHOTS FACED BY OPPONENT, PERIOD - 0, Juuse Saros, Oct. 14, 2021 at NSH (4-3 W)

MOST PENALTIES, GAME BY OPPONENT - 1 (3x) Last: Darcy Kuemper, Dec. 1, 2022 vs. WSH (3-2 OTW)

MOST PIM, GAME BY OPPONENT - 2 (3x) Last: Darcy Kuemper, Dec. 1, 2022 vs. WSH (3-2 OTW)

MOST POINTS, GAME BY OPPONENT - 1 (2x) Last: John Gibson, Oct. 12, 2022 at ANA (5-4 L)