



INTERACTIVE INFORMATION GUIDE

 **COMMUNICATIONS**



TABLE OF CONTENTS

All Information Within Current Through Games of Oct. 24, 2023

2023 Tim Hortons NHL Heritage Classic

Quick Clicks.....	4
20th Anniversary of First Outdoor Game	4
A Brief History of the “Battle of Alberta”	5
Oilers in Outdoor NHL Games	6
Flames in Outdoor NHL Games.....	6
Outdoor NHL Game Experience (Oilers and Flames)	7
By the Numbers	8

History of Outdoor NHL Games

Complete List of Outdoor NHL Games	10
Results, Weather and Attendance	11
Attendance Breakdown	14
2023 Navy Federal Credit Union NHL Stadium Series.....	17
2023 Discover NHL Winter Classic.....	17
2022 Tim Hortons NHL Heritage Classic	18
2022 Navy Federal Credit Union NHL Stadium Series	18
2022 Discover NHL Winter Classic.....	19
NHL Outdoors at Lake Tahoe (Honda NHL Outdoors Sunday).....	19
NHL Outdoors at Lake Tahoe (Bridgestone NHL Outdoors Saturday).....	20
2020 Navy Federal Credit Union NHL Stadium Series	20
2020 Bridgestone NHL Winter Classic.....	21
2019 Tim Hortons NHL Heritage Classic	21
2019 Coors Light NHL Stadium Series	22
2019 Bridgestone NHL Winter Classic.....	22
2018 Coors Light NHL Stadium Series	23
2018 Bridgestone NHL Winter Classic.....	23
2017 Scotiabank NHL100 Classic	24
2017 Coors Light NHL Stadium Series	24
2017 Bridgestone NHL Winter Classic.....	25
2017 Scotiabank NHL Centennial Classic	25
2016 Tim Hortons NHL Heritage Classic	26
2016 Coors Light NHL Stadium Series (Colorado)	26
2016 Coors Light NHL Stadium Series (Minnesota)	27
2016 Bridgestone NHL Winter Classic.....	27
2015 Coors Light NHL Stadium Series	28
2015 Bridgestone NHL Winter Classic.....	28
2014 Tim Hortons NHL Heritage Classic	29
2014 Coors Light NHL Stadium Series (Chicago)	29
2014 Coors Light NHL Stadium Series (New York)	30
2014 Coors Light NHL Stadium Series (New York)	30
2014 Coors Light NHL Stadium Series (Los Angeles).....	31
2014 Bridgestone NHL Winter Classic.....	31
2012 Bridgestone NHL Winter Classic.....	32
2011 Tim Hortons NHL Heritage Classic	32
2011 Bridgestone NHL Winter Classic.....	33
2010 Bridgestone NHL Winter Classic.....	33
2009 Bridgestone NHL Winter Classic.....	34
2008 AMP Energy NHL Winter Classic.....	34
2003 Molson Canadian NHL Heritage Classic.....	35

Outdoor NHL Game Records and Registers

Team Records..... 36
Skater Records 37
Goaltender Records 40
Skater Register 41
Goaltender Register 54
Head Coach Register..... 56
Standings and Trends 57

More Information

Building an Ice Rink for an Outdoor NHL Game 58

QUICK CLICKS

- * [Heritage Classic Hub](#)
- * [Media Schedule of Events](#) (requires access to *Media.NHL.com*)
- * [Uniforms](#)
- * [Entertainment and Commonwealth Stadium Rendering](#)
- * [WestJet NHL Fan Park](#)

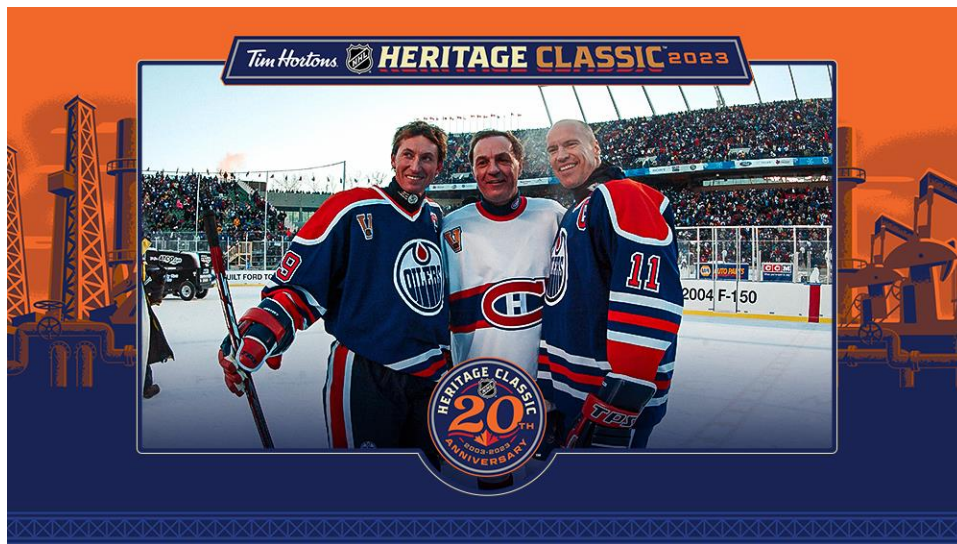
* * * * *

20TH ANNIVERSARY OF FIRST OUTDOOR GAME

* The NHL will celebrate the 20th anniversary of its first regular-season outdoor game when the Edmonton Oilers play host to the Calgary Flames in the 2023 Tim Hortons NHL Heritage Classic at Commonwealth Stadium, the home of the CFL's Edmonton Elks, on Sunday, Oct. 29 (7 p.m. ET / 5 p.m. MT, SN, TVAS, TBS, MAX). It will mark the first time the historic "Battle of Alberta" will take place in an outdoor setting.

* The game will take place 20 years after the Oilers hosted the NHL's first regular-season outdoor game – also at Commonwealth Stadium – against the Montreal Canadiens on Nov. 22, 2003.

* The first Heritage Classic 20 years ago was a celebration of hockey that included an alumni game with legends from the Oilers dynasty of the 1980s such as **Wayne Gretzky**, **Grant Fuhr** and **Jari Kurri** facing off with Canadiens Hall of Famers including **Guy Lafleur**, **Larry Robinson**, **Guy Lapointe** and **Steve Shutt**. Additionally, **Mark Messier**, who at the time was an active NHL player and the New York Rangers' captain, received special permission to represent the Oilers in the legends game and be a part of the festivities.



* When the Oilers faced the Canadiens in that outdoor contest 20 years ago, 57,167 fans braved frigid temperatures (0°F/-18°C) to watch Montreal earn a 4-3 win after a pair of goals from both **Richard Zednik** and **Yanic Perreault**. It still stands as the highest attendance for an outdoor NHL game played in Canada and was the coldest outdoor game played until the 2022 Discover NHL Winter Classic between the Minnesota Wild and St. Louis Blues in Minneapolis (-6°F/-21°C). Canadiens goaltender **Jose Theodore** earned the victory with a 34-save effort, famously donning a toque to help manage the sub-zero temperatures.

* The success of that first Heritage Classic spawned other series of outdoor NHL games, including the Winter Classic and Stadium Series. To date there have been 37 outdoor NHL games, attended by 1,851,642 fans (an average of 52,904 per game, excluding the two contests played as part of the NHL Outdoors at Lake Tahoe during the COVID-19 pandemic).

* This will mark the seventh game played under the Heritage Classic banner, with both Edmonton and Calgary competing in the event for the third time – more than any other team. It also will mark the third Heritage Classic game contested in Alberta – no other province has hosted more than one.

A CLOSER LOOK AT THE HERITAGE CLASSIC			
NHL OUTDOOR GAME HISTORY			
Tim Hortons HERITAGE CLASSIC 2023			
HOST	VENUE	SCORE	YEAR
EDMONTON, ALTA.	COMMONWEALTH STADIUM	MTL 4, EDM 3	2003
CALGARY, ALTA.	MCMAHON STADIUM	CGY 4, MTL 0	2011
VANCOUVER, B.C.	BC PLACE	OTT 4, VAN 2	2014
WINNIPEG, MAN.	INVESTORS GROUP FIELD	EDM 3, WPG 0	2016
REGINA, SASK.	MOSAIC STADIUM	WPG 2, CGY 1 (OT)	2019
HAMILTON, ONT.	TIM HORTONS FIELD	BUF 5, TOR 2	2022



* * * * *

A BRIEF HISTORY OF THE BATTLE OF ALBERTA

* Alberta's two NHL teams have competed in the same division for 42 years (since 1981-82) and are separated by approximately 300 kilometers.

* They have met 259 times during the regular season, with Calgary holding a 129-106-24 (282 points) advantage in those head-to-head meetings (EDM: 112-120-27, 251 points).

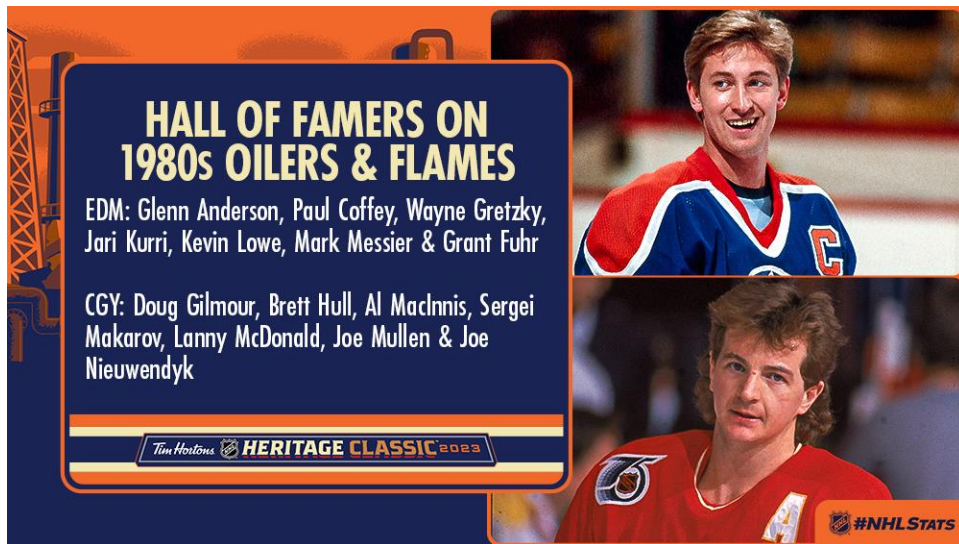
* The two teams have faced off in the playoffs six times, with Edmonton (5-1) winning five of the six series and claiming 23 of the 35 contests. That includes three Game 7s, with the Oilers holding a 2-1 edge in the winner-take-all scenario.

* The two teams most recently met in the postseason in the 2022 Second Round, with the Oilers advancing in five games. The series included an unforgettable Game 1 during which the teams combined for 15 goals in Calgary's 9-6 victory. It marked the highest-scoring "Battle of Alberta" playoff game ever, the ninth postseason contest in NHL history with [at least 15 combined goals](#), [the fastest two tallies](#) from the start of a playoff game in NHL history, the Oilers rallying from a four-goal deficit to tie the game and a **Matthew Tkachuk** hat trick to finish the Flames' victory.

* One of either the Oilers or Flames appeared in the Stanley Cup Final for eight consecutive seasons from 1983 to 1990, with Edmonton winning the championship in 1984, 1985, 1987, 1988 and 1990 and the Flames claiming the franchise's only Stanley Cup in 1989.

* The two teams met in the postseason four times across six seasons from 1983 to 1988, with the Oilers defeating the Flames in Game 5 of the 1983 Division Finals, Game 7 of the 1984 Division Finals and Game 4 of the 1988 Division Finals during that timeframe. Calgary claimed its lone series win over Edmonton in Game 7 of the 1986 Division Finals.

* Speaking to the dominance of the two franchises during the 1980s, a total of 14 Hockey Hall of Fame members skated for the Oilers or Flames during the decade.



* * * * *

OILERS IN NHL OUTDOOR GAMES

- * The Oilers (1-1-0) are set to play outdoors for the third time after a 4-3 loss to the Canadiens in the 2003 Heritage Classic and a 3-0 victory against the Winnipeg Jets in the 2016 Heritage Classic at Investors Group Field in Winnipeg.
- * **Connor McDavid** (5) and **Leon Draisaitl** (1) have combined to win the Art Ross Trophy in six of the last seven seasons and both could be suiting up for their second career outdoor NHL game. McDavid (0-1—1) is looking for his first goal in an outdoor NHL game, while Draisaitl was held off the scoresheet in his only previous appearance.
- * Goaltenders **Jack Campbell** and **Stuart Skinner** both are entering the 2023 Tim Hortons NHL Heritage Classic without previous outdoor NHL game experience.
- * Four players who skated for the Oilers at the 2016 Heritage Classic remain with the team: Draisaitl, McDavid, **Ryan Nugent-Hopkins** and **Darnell Nurse**. McDavid (0-1—1), Nugent-Hopkins (0-1—1) and Nurse (1-0—1) each picked up one point in 2016.
- * **Cam Talbot** stopped all 31 shots he faced for the Oilers in the 2016 Heritage Classic, one of four shutouts in outdoor NHL game history.
- * **Connor Brown**, currently in his first season with the Oilers, recorded 1-2—3 for the Toronto Maple Leafs at the 2017 Centennial Classic. At the time, it matched the single-game high by any player in an outdoor NHL game – a record now held by St. Louis’ **Jordan Kyrou** (2-2—4 at 2022 Winter Classic).

* * * * *

FLAMES IN NHL OUTDOOR GAMES

- * The Flames (1-0-1) also are set to play outdoors for the third time after a 4-0 win against the Canadiens in the 2011 Heritage Classic at McMahon Stadium in Calgary and a 2-1 overtime loss versus the Jets in the 2019 Heritage Classic at Mosaic Stadium in Regina, Sask.

* **Mikael Backlund** (2 GP) is the only current Flames player who has represented the team in each of its previous outdoor games. The only other current Calgary player with more than one outdoor NHL game is **Nazem Kadri** (1-0—1 in 4 GP: 2014 Winter Classic, 2017 Centennial Classic, 2018 Stadium Series, 2021 Outdoors at Lake Tahoe).

* Goaltenders **Jacob Markstrom** and **Dan Vladar** both are entering the 2023 Tim Hortons NHL Heritage Classic without previous outdoor NHL game experience.

* Calgary's lone outdoor victory, at the 2011 Heritage Classic, was notable on a couple of fronts: **Rene Bourque** (2-0—2) scored twice, including the game-winner, and set an outdoor NHL game record with 11 shots on goal, while Flames legend **Miikka Kiprusoff** (39 saves) posted the first shutout in an outdoor NHL game. Kiprusoff's performance remains the highest save total in an outdoors shutout.

* **Chris Tanev** can become the second member of his family to oppose the Oilers in an outdoor game – his brother, **Brandon Tanev** (now with the Kraken), played for Winnipeg in its loss against Edmonton at the 2016 Heritage Classic.

* * * * *

NHL OUTDOOR GAME EXPERIENCE - OILERS & FLAMES

EDMONTON OILERS (13)

Skater	GP	G	A	P	+/-	PIM	Team(s)
BROWN, Connor	2	1	2	3	E	2	TOR 2017, TOR 2018
CECI, Cody	2	1	0	1	2	0	OTT 2014, OTT 2017
DRAISAITL, Leon	1	0	0	0	E	0	EDM 2016
EKHOLM, Mattias	2	0	0	0	-2	0	NSH 2020, NSH 2022
GRIFFITH, Seth	1	0	0	0	-3	0	BOS 2016
HYMAN, Zach	2	1	2	3	-1	0	TOR 2017, TOR 2018
JANMARK, Mattias	1	1	1	2	1	0	DAL 2020
KANE, Evander	1	0	0	0	1	0	BUF 2018
McDAVID, Connor	1	0	1	1	1	2	EDM 2016
NUGENT-HOPKINS, Ryan	1	0	1	1	1	0	EDM 2016
NURSE, Darnell	1	1	0	1	1	2	EDM 2016
RYAN, Derek	1	0	0	0	-1	0	CGY 2019

Goaltender	GP	W	L	T	OT	GAA	SV%	SO	Team(s)
PICKARD, Calvin					---	DNP	---		COL 2016

CALGARY FLAMES (10)

Skater	GP	G	A	P	+/-	PIM	Team(s)
ANDERSSON, Rasmus	1	0	0	0	E	0	CGY 2019
BACKLUND, Mikael	2	0	0	0	E	0	CGY 2011, CGY 2019
HANIFIN, Noah	1	0	0	0	E	0	CGY 2019
KADRI, Nazem	4	1	0	1	-1	2	TOR 2014, TOR 2017, TOR 2018, COL 2021
KYLINGTON, Oliver	1	0	0	0	E	0	CGY 2019
LINDHOLM, Elias	1	1	0	1	E	0	CGY 2019
MANGIAPANE, Andrew	1	0	0	0	E	0	CGY 2019
TANEV, Chris	1	0	0	0	E	0	VAN 2014
ZADOROV, Nikita	1	0	0	0	-1	0	COL 2020

Goaltender	GP	W	L	T	OT	GAA	SV%	SO	Team(s)
DANSK, Oscar					---	DNP	---		VGK 2021

* Head coaches Jay Woodcroft (EDM) and Ryan Huska (CGY) both will be making their outdoor NHL game debuts.

* * * * *

BY THE NUMBERS – NHL OUTDOOR GAMES

- 1,851,642** – Total attendance for the NHL’s outdoor games entering the 2023 Tim Hortons NHL Heritage Classic (an average of 52,904 per game, excluding the two contests played as part of the NHL Outdoors at Lake Tahoe during the COVID-19 pandemic).
- 245,260** – Total attendance for the six Heritage Classic games played to date (an average of 40,877 per contest).
- 977** – Number of players and head coaches who have participated in an outdoor NHL game since the inaugural contest in Edmonton 20 years ago (839 skaters, 95 goaltenders and 43 head coaches, including 40 goaltenders who dressed but did not play).
- 300** – Approximate distance, in kilometers, from Edmonton to Calgary.
- 260** – All-time regular-season meetings between the Oilers and Flames, with Calgary holding a 129-106-24 (282 points) advantage in those games (EDM: 112-120-27, 251 points).
- 53** – Players to skate in at least one regular-season or playoff game for both sides in the “Battle of Alberta,” including current Oilers **Brett Kulak** (101 GP w/ CGY, 2014-15 to 2017-18) and **Derek Ryan** (207 GP w/ CGY, 2018-19 to 2020-21) as well as current Flame **Jordan Oesterle** (25 GP w/ EDM, 2014-15 to 2016-17). Kulak and Ryan are among a group of 11 players who have skated in at least 100 regular-season games with each franchise. **Steve Staios**, who factored on all three Edmonton goals in the first Heritage Classic, has the most combined games played between the Oilers (603 GP) and Flames (57 GP), a total of 660.
- 37** – Regular-season NHL outdoor games entering 2023-24, with that number set to rise to 41 this season (2023 Tim Hortons NHL Heritage Classic, 2024 Discover NHL Winter Classic and two games as part of the 2024 Navy Federal Credit Union NHL Stadium Series).
- 23** – Outdoor games played in football venues (including the 2023 Tim Hortons NHL Heritage Classic). The 15 other outdoor NHL games have taken place in baseball parks (12 GP), atop a golf course (2 GP) and at a soccer stadium (1 GP).
- 20** – Wins by the team that scores first in the 37 outdoor NHL games to date (20-12-5).
- 19** – Comeback wins in 37 outdoor NHL games to date, more than half. That includes six multi-goal comeback wins and eight wins by a team that faced any third-period deficit.
- 18** – Wins by the designated home team in the 37 outdoor NHL games to date (18-16-3 overall, including 13-4-1 in the last 18). Designated road teams are 19-14-4 to date.
- 15** – Outdoor NHL games decided by a one-goal margin. An additional eight have been a multi-goal margin that included an empty-net tally (22 of 37, 59%).
- 14** – Grey Cup victories by the Edmonton Elks franchise, who call Commonwealth Stadium home, the second-highest total in CFL history.
- 9** – Outdoor NHL games that have been played in Canada (including the 2023 Tim Hortons NHL Heritage Classic).
- 7** – Outdoor NHL games that have required overtime (5 decided in OT, 2 in SO).
- 6** – Combined Stanley Cup wins by the Oilers (5) and Flames (1), all during a seven-season stretch from 1983-84 to 1989-90.
- 6** – All-time playoff series between Edmonton and Calgary (EDM: 5-1).

- 4 – Venues to host multiple outdoor NHL games (Edgewood Tahoe Resort, Fenway Park, Heinz Field and Yankee Stadium), with Commonwealth Stadium and MetLife Stadium set to join the list in 2023-24.
- 4 – Outdoor games scheduled for the 2023-24 NHL season, the third campaign to feature at least four such contests after 2013-14 (6) and 2016-17 (4).
- 4 – Goaltenders with a shutout in an outdoor NHL game: **Miikka Kiprusoff** (2011 Heritage Classic w/ CGY), **Jonas Hiller** (2014 Stadium Series w/ ANA), **Cam Talbot** (2016 Heritage Classic w/ EDM) and **Craig Anderson** (2017 NHL100 Classic w/ OTT).
- 2 – Hat tricks in outdoor NHL games, achieved by **Tyler Toffoli** with the Los Angeles Kings in the 2020 Stadium Series at Falcon Stadium and by **David Pastrnak** with the Boston Bruins in the 2021 NHL Outdoors at Lake Tahoe.
- 2 – Previous outdoor NHL games that have been played in the month of October: the 2016 Heritage Classic between the Oilers and Jets (Oct. 23) and the 2019 Heritage Classic between the Flames and Jets (Oct. 26).



LIST OF OUTDOOR NHL GAMES

2023 Tim Hortons NHL Heritage Classic Participants in Red/Italics

Date	Location	Venue	Final Score		at	GWG	Time	Attend.	Temp.
Feb. 18, 2024 [†]	East Rutherford, N.J.	MetLife Stadium	NY Rangers		at	NY Islanders			
Feb. 17, 2024 [†]	East Rutherford, N.J.	MetLife Stadium	Philadelphia		at	New Jersey			
Jan. 1, 2024*	Seattle, Wash.	T-Mobile Park	Vegas		at	Seattle			
<i>Oct. 29, 2023[^]</i>	<i>Edmonton, Alta.</i>	<i>Commonwealth Stadium</i>	<i>Calgary</i>		<i>at</i>	<i>Edmonton</i>			
Feb. 18, 2023 [†]	Raleigh, N.C.	Carter-Finley Stadium	Washington	1	at	Carolina	4 P. Stastny 5:47 (2nd)	56,961	44°F/6°C
Jan. 2, 2023*	Boston, Mass.	Fenway Park	Pittsburgh	1	at	Boston	2 J. DeBrusk 17:36 (3rd)	39,243	51°F/11°C
March 13, 2022 [^]	Hamilton, Ont.	Tim Hortons Field	Toronto	2	at	Buffalo	5 V. Hinostroza 5:16 (3rd)	26,119	29°F/-2°C
Feb. 26, 2022 [†]	Nashville, Tenn.	Nissan Stadium	Tampa Bay	3	at	Nashville	2 S. Stamkos 11:31 (3rd)	68,619	40°F/4°C
Jan. 1, 2022*	Minneapolis, Minn.	Target Field	St. Louis	6	at	Minnesota	4 J. Kyrou 17:58 (2nd)	38,619	-6°F/-21°C
Feb. 21, 2021 [§]	Stateline, Nev.	Edgewood Tahoe Resort	Philadelphia	3	at	Boston	7 C. Coyle 16:14 (2nd)	---	42°F/6°C
Feb. 20, 2021 [§]	Stateline, Nev.	Edgewood Tahoe Resort	Vegas	2	at	Colorado	3 D. Toews 13:11 (3rd)	---	34°F/1°C
Feb. 15, 2020 [†]	Colorado Springs, Colo.	Falcon Stadium	Los Angeles	3	at	Colorado	1 T. Toffoli 19:05 (3rd)	43,574	33°F/1°C
Jan. 1, 2020*	Dallas, Texas	Cotton Bowl Stadium	Nashville	2	at	Dallas	4 A. Radulov 5:06 (3rd)	85,630	55°F/13°C
<i>Oct. 26, 2019[^]</i>	<i>Regina, Sask.</i>	<i>Mosaic Stadium</i>	<i>Calgary</i>	<i>1</i>	<i>at</i>	<i>Winnipeg</i>	<i>2 B. Little 3:04 (OT)</i>	<i>33,518</i>	<i>27°F/-3°C</i>
Feb. 23, 2019 [†]	Philadelphia, Pa.	Lincoln Financial Field	Pittsburgh	3	at	Philadelphia	4 C. Giroux 1:59 (OT)	69,620	41°F/5°C
Jan. 1, 2019*	South Bend, Ind.	Notre Dame Stadium	Boston	4	at	Chicago	2 S. Kuraly 10:20 (3rd)	76,126	36°F/2°C
March 3, 2018 [†]	Annapolis, Md.	Navy-Marine Corps Stadium	Toronto	2	at	Washington	5 N. Backstrom 16:20 (1st)	29,516	42°F/6°C
Jan. 1, 2018*	New York, N.Y.	Citi Field	NY Rangers	3	at	Buffalo	2 J. Miller 2:43 (OT)	41,821	21°F/-6°C
Dec. 16, 2017 [∞]	Ottawa, Ont.	Lansdowne Park	Montreal	0	at	Ottawa	3 J. Pageau 14:55 (2nd)	33,959	13°F/-11°C
Feb. 25, 2017 [†]	Pittsburgh, Pa.	Heinz Field	Philadelphia	2	at	Pittsburgh	4 M. Cullen 1:50 (3rd)	67,318	36°F/2°C
Jan. 2, 2017*	St. Louis, Mo.	Busch Stadium	Chicago	1	at	St. Louis	4 V. Tarasenko 12:05 (3rd)	46,556	46°F/8°C
Jan. 1, 2017°	Toronto, Ont.	Exhibition Stadium	Detroit	4	at	Toronto	5 A. Matthews 3:40 (OT)	40,148	37°F/3°C
<i>Oct. 23, 2016[^]</i>	<i>Winnipeg, Man.</i>	<i>Investors Group Field</i>	<i>Edmonton</i>	<i>3</i>	<i>at</i>	<i>Winnipeg</i>	<i>0 M. Letestu 9:24 (2nd)</i>	<i>33,240</i>	<i>50°F/10°C</i>
Feb. 27, 2016 [†]	Denver, Colo.	Coors Field	Detroit	5	at	Colorado	3 B. Richards 19:00 (3rd)	50,095	65°F/18°C
Feb. 21, 2016 [†]	Minneapolis, Minn.	TCF Bank Stadium	Chicago	1	at	Minnesota	6 T. Vanek 7:10 (1st)	50,426	35°F/2°C
Jan. 1, 2016*	Foxborough, Mass.	Gillette Stadium	Montreal	5	at	Boston	1 P. Byron 2:00 (2nd)	67,246	41°F/5°C
Feb. 21, 2015 [†]	Santa Clara, Calif.	Levi's Stadium	Los Angeles	2	at	San Jose	1 M. Gaborik 4:04 (3rd)	70,205	57°F/14°C
Jan. 1, 2015*	Washington, D.C.	Nationals Park	Chicago	2	at	Washington	3 T. Brouwer 19:47 (3rd)	42,832	43°F/6°C
March 2, 2014 [^]	Vancouver, B.C.	BC Place	Ottawa	4	at	Vancouver	2 C. Ceci 10:11 (2nd)	54,194	37°F/3°C
March 1, 2014 [†]	Chicago, Ill.	Soldier Field	Pittsburgh	1	at	Chicago	5 J. Toews 10:47 (2nd)	62,921	17°F/-8°C
Jan. 29, 2014 [†]	New York, N.Y.	Yankee Stadium	NY Rangers	2	at	NY Islanders	1 D. Carcillo 4:36 (3rd)	50,027	22°F/-6°C
Jan. 26, 2014 [†]	New York, N.Y.	Yankee Stadium	NY Rangers	7	at	New Jersey	3 M. Zuccarello 12:44 (2nd)	50,105	25°F/-4°C
Jan. 25, 2014 [†]	Los Angeles, Calif.	Dodger Stadium	Anaheim	3	at	Los Angeles	0 C. Perry 2:45 (1st)	54,099	62°F/17°C
Jan. 1, 2014*	Ann Arbor, Mich.	Michigan Stadium	Toronto	3	at	Detroit	2 T. Bozak SO	105,491	13°F/-11°C
Jan. 2, 2012*	Philadelphia, Pa.	Citizens Bank Park	NY Rangers	3	at	Philadelphia	2 B. Richards 5:21 (3rd)	46,967	41°F/5°C
<i>Feb. 20, 2011[^]</i>	<i>Calgary, Alta.</i>	<i>McMahon Stadium</i>	<i>Montreal</i>	<i>0</i>	<i>at</i>	<i>Calgary</i>	<i>4 R. Bourque 8:09 (1st)</i>	<i>41,022</i>	<i>18°F/-8°C</i>
Jan. 1, 2011*	Pittsburgh, Pa.	Heinz Field	Washington	3	at	Pittsburgh	1 E. Fehr 14:45 (2nd)	68,111	50°F/10°C
Jan. 1, 2010*	Boston, Mass.	Fenway Park	Philadelphia	1	at	Boston	2 M. Sturm 1:57 (OT)	38,112	35°F/2°C
Jan. 1, 2009*	Chicago, Ill.	Wrigley Field	Detroit	6	at	Chicago	4 B. Rafalski 3:07 (3rd)	40,818	32°F/0°C
Jan. 1, 2008*	Orchard Park, N.Y.	Ralph Wilson Stadium	Pittsburgh	2	at	Buffalo	1 S. Crosby SO	71,217	33°F/1°C
<i>Nov. 22, 2003[^]</i>	<i>Edmonton, Alta.</i>	<i>Commonwealth Stadium</i>	<i>Montreal</i>	<i>4</i>	<i>at</i>	<i>Edmonton</i>	<i>3 R. Zednik 14:18 (3rd)</i>	<i>57,167</i>	<i>0°F/-18°C</i>

° Centennial Classic ^ Heritage Classic ∞ NHL 100 Classic § Outdoors at Lake Tahoe † Stadium Series * Winter Classic

RESULTS, WEATHER AND ATTENDANCE FOR OUTDOOR NHL GAMES

2023 Navy Federal Credit Union NHL Stadium Series

Feb. 18, 2023
Carter-Finley Stadium, Raleigh, N.C.
Washington Capitals 1 at Carolina Hurricanes 4
Weather at Puck Drop: 44°F/6°C, clear skies
Attendance: 56,961

2023 Discover NHL Winter Classic

Jan. 2, 2023
Fenway Park, Boston, Mass.
Pittsburgh Penguins 1 at Boston Bruins 2
Weather at Puck Drop: 51°F/11°C, mostly cloudy
Attendance: 39,243

2022 Tim Hortons NHL Heritage Classic

March 13, 2022
Tim Hortons Field, Hamilton, Ont.
Toronto Maple Leafs 2 at Buffalo Sabres 5
Weather at Puck Drop: 29°F/-2°C, snow, windy
Attendance: 26,119

2022 Navy Federal Credit Union NHL Stadium Series

Feb. 26, 2022
Nissan Stadium, Nashville, Tenn.
Tampa Bay Lightning 3 at Nashville Predators 2
Weather at Puck Drop: 40°F/4°C, partly cloudy
Attendance: 68,619

2022 Discover NHL Winter Classic

Jan. 1, 2022
Target Field, Minneapolis, Minn.
St. Louis Blues 6 at Minnesota Wild 4
Weather at Puck Drop: -6°F/-21°C, frigid, intermittent clouds
Attendance: 38,619

NHL Outdoors at Lake Tahoe

Feb. 21, 2021
Edgewood Tahoe Resort, Stateline, Nev.
Philadelphia Flyers 3 at Boston Bruins 7
Weather at Puck Drop: 42°F/6°C, sunny
Attendance: No fans permitted due to COVID-19 pandemic

NHL Outdoors at Lake Tahoe

Feb. 20, 2021
Edgewood Tahoe Resort, Stateline, Nev.
Vegas Golden Knights 2 at Colorado Avalanche 3
Weather at Puck Drop: 34°F/1°C, sunny
Attendance: No fans permitted due to COVID-19 pandemic

2020 Navy Federal Credit Union NHL Stadium Series

Feb. 15, 2020
Falcon Stadium, Colorado Springs, Colo.
Los Angeles Kings 3 at Colorado Avalanche 1
Weather at Puck Drop: 33°F/1°C, breezy
Attendance: 43,574

2020 Bridgestone NHL Winter Classic

Jan. 1, 2020
Cotton Bowl Stadium, Dallas, Texas
Nashville Predators 2 at Dallas Stars 4
Weather at Puck Drop: 55°F/13°C, overcast
Attendance: 85,630

2019 Tim Hortons NHL Heritage Classic

Oct. 26, 2019
Mosaic Stadium, Regina, Sask.
Calgary Flames 1 at Winnipeg Jets 2 (OT)
Weather at Puck Drop: 27°F/-3°C, flurries
Attendance: 33,518

2019 Coors Light NHL Stadium Series

Feb. 23, 2019
Lincoln Financial Field, Philadelphia, Pa.
Pittsburgh Penguins 3 at Philadelphia Flyers 4 (OT)
Weather at Puck Drop: 41°F/5°C, drizzle
Attendance: 69,620

2019 Bridgestone NHL Winter Classic

Jan. 1, 2019
Notre Dame Stadium, South Bend, Ind.
Boston Bruins 4 at Chicago Blackhawks 2
Weather at Puck Drop: 36°F/2°C, cloudy
Attendance: 76,126

2018 Coors Light NHL Stadium Series

March 3, 2018
Navy-Marine Corps Memorial Stadium, Annapolis, Md.
Toronto Maple Leafs 2 at Washington Capitals 5
Weather at Puck Drop: 42°F/6°C, windy
Attendance: 29,516

2018 Bridgestone NHL Winter Classic

Jan. 1, 2018
Citi Field, New York, N.Y.
New York Rangers 3 at Buffalo Sabres 2 (OT)
Weather at Puck Drop: 21°F/-6°C, sunny, windy
Attendance: 41,821

2017 Scotiabank NHL100 Classic

Dec. 16, 2017
Lansdowne Park, Ottawa, Ont.
Montreal Canadiens 0 at Ottawa Senators 3
Weather at Puck Drop: 13°F/-11°C, windy
Attendance: 33,959

2017 Coors Light NHL Stadium Series

Feb. 25, 2017
Heinz Field, Pittsburgh, Pa.
Philadelphia Flyers 2 at Pittsburgh Penguins 4
Weather at Puck Drop: 36°F/2°C, windy
Attendance: 67,318

2017 Bridgestone NHL Winter Classic

Jan. 2, 2017
Busch Stadium, St. Louis, Mo.
Chicago Blackhawks 1 at St. Louis Blues 4
Weather at Puck Drop: 46°F/8°C, mist
Attendance: 46,556

2017 Scotiabank NHL Centennial Classic

Jan. 1, 2017
Exhibition Stadium, Toronto, Ont.
Detroit Red Wings 4 at Toronto Maple Leafs 5 (OT)
Weather at Puck Drop: 37°F/3°C, sunny
Attendance: 40,148

2016 Tim Hortons NHL Heritage Classic

Oct. 23, 2016
Investors Group Field, Winnipeg, Man.
Edmonton Oilers 3 at Winnipeg Jets 0
Weather at Puck Drop: 50°F/10°C, sunny
Attendance: 33,240

2016 Coors Light NHL Stadium Series

Feb. 27, 2016
Coors Field, Denver, Colo.
Detroit Red Wings 5 at Colorado Avalanche 3
Weather at Puck Drop: 65°F/18°C, clear
Attendance: 50,095

2016 Coors Light NHL Stadium Series

Feb. 21, 2016
TCF Bank Stadium, Minneapolis, Minn.
Chicago Blackhawks 1 at Minnesota Wild 6
Weather at Puck Drop: 35°F/2°C, cloudy
Attendance: 50,426

2016 Bridgestone NHL Winter Classic

Jan. 1, 2016
Gillette Stadium, Foxborough, Mass.
Montreal Canadiens 5 at Boston Bruins 1
Weather at Puck Drop: 41°F/5°C, cloudy, light winds
Attendance: 67,246

2015 Coors Light NHL Stadium Series

Feb. 21, 2015
Levi's Stadium, Santa Clara, Calif.
Los Angeles Kings 2 at San Jose Sharks 1
Weather at Puck Drop: 57°F/14°C, fair
Attendance: 70,205

2015 Bridgestone NHL Winter Classic

Jan. 1, 2015
Nationals Park, Washington, D.C.
Chicago Blackhawks 2 at Washington Capitals 3
Weather at Puck Drop: 43°F/6°C, sunny
Attendance: 42,832

2014 Tim Hortons NHL Heritage Classic

March 2, 2014
BC Place, Vancouver, B.C.
Ottawa Senators 4 at Vancouver Canucks 2
Weather at Puck Drop: 37°F/3°C*
Attendance: 54,194
** Venue's roof was closed due to rain*

2014 Coors Light NHL Stadium Series

March 1, 2014
Soldier Field, Chicago, Ill.
Pittsburgh Penguins 1 at Chicago Blackhawks 5
Weather at Puck Drop: 17°F/-8°C, snow, swirling wind
Attendance: 62,921

2014 Coors Light NHL Stadium Series

Jan. 29, 2014
Yankee Stadium, New York, N.Y.
New York Rangers 2 at New York Islanders 1
Weather at Puck Drop: 22°F/-6°C, clear
Attendance: 50,027

2014 Coors Light NHL Stadium Series

Jan. 26, 2014
Yankee Stadium, New York, N.Y.
New York Rangers 7 at New Jersey Devils 3
Weather at Puck Drop: 25°F/-4°C, partly cloudy
Attendance: 50,105

2014 Coors Light NHL Stadium Series

Jan. 25, 2014
Dodger Stadium, Los Angeles, Calif.
Anaheim Ducks 3 at Los Angeles Kings 0
Weather at Puck Drop: 62°F/17°C, clear
Attendance: 54,099

2014 Bridgestone NHL Winter Classic

Jan. 1, 2014
Michigan Stadium, Ann Arbor, Mich.
Toronto Maple Leafs 3 at Detroit Red Wings 2 (SO)
Weather at Puck Drop: 13°F/-11°C, snow, swirling wind
Attendance: 105,491

2012 Bridgestone NHL Winter Classic

Jan. 2, 2012
Citizens Bank Park, Philadelphia, Pa.
New York Rangers 3 at Philadelphia Flyers 2
Weather at Puck Drop: 41°F/5°C, partly cloudy
Attendance: 46,967

2011 Tim Hortons NHL Heritage Classic

Feb. 20, 2011
McMahon Stadium, Calgary, Alta.
Montreal Canadiens 0 at Calgary Flames 4
Weather at Puck Drop: 18°F/-8°C, clear, wind
Attendance: 41,022

2011 Bridgestone NHL Winter Classic

Jan. 1, 2011

Heinz Field, Pittsburgh, Pa.

Washington Capitals 3 at Pittsburgh Penguins 1

Weather at Puck Drop: 50°F/10°C, overcast, light rain

Attendance: 68,111

2010 Bridgestone NHL Winter Classic

Jan. 1, 2010

Fenway Park, Boston, Mass.

Philadelphia Flyers 1 at Boston Bruins 2 (OT)

Weather at Puck Drop: 35°F/2°C, overcast

Attendance: 38,112

2009 Bridgestone NHL Winter Classic

Jan. 1, 2009

Wrigley Field, Chicago, Ill.

Detroit Red Wings 6 at Chicago Blackhawks 4

Weather at Puck Drop: 32°F/0°C, overcast, swirling wind

Attendance: 40,818

2008 AMP Energy NHL Winter Classic

Jan. 1, 2008

Ralph Wilson Stadium, Orchard Park, N.Y.

Pittsburgh Penguins 2 at Buffalo Sabres 1 (SO)

Weather at Puck Drop: 33°F/1°C, flurries

Attendance: 71,217

2003 Molson Canadian NHL Heritage Classic

Nov. 22, 2003

Commonwealth Stadium, Edmonton, Alta.

Montreal Canadiens 4 at Edmonton Oilers 3

Weather at Puck Drop: 0°F/-18°C, clear, severe wind chill

Attendance: 57,167

OUTDOOR NHL GAME ATTENDANCE BREAKDOWN

Total Attendance by Game Type

Centennial Classic (1): 40,148

Heritage Classic (6): 245,260

NHL100 Classic (1): 33,959

Outdoors at Lake Tahoe (2): ---

Stadium Series (13): 723,486

Winter Classic (14): 808,789

Overall (37): 1,851,642

Average Attendance by Game Type

Centennial Classic (1): 40,148

Heritage Classic (6): 40,877

NHL100 Classic (1): 33,959

Outdoors at Lake Tahoe (2): ---

Stadium Series (13): 55,653

Winter Classic (14): 57,771

Overall (37): 52,904*

** Does not include Outdoors at Lake Tahoe (no fans permitted due to COVID-19 pandemic)*

* * * * *

ATTENDANCE BY GAME TYPE

Date	Outdoor Game	Host City	Host Venue	Attendance
Jan. 1, 2017	Centennial Classic	Toronto, Ont.	Exhibition Stadium	40,148
Nov. 22, 2003	Heritage Classic	Edmonton, Alta.	Commonwealth Stadium	57,167
Feb. 20, 2011	Heritage Classic	Calgary, Alta.	McMahon Stadium	41,022
March 2, 2014	Heritage Classic	Vancouver, B.C.	BC Place	54,194
Oct. 23, 2016	Heritage Classic	Winnipeg, Man.	Investors Group Field	33,240
Oct. 26, 2019	Heritage Classic	Regina, Sask.	Mosaic Stadium	33,518
March 13, 2022	Heritage Classic	Hamilton, Ont.	Tim Hortons Field	26,119
Dec. 16, 2017	NHL100 Classic	Ottawa, Ont.	Lansdowne Park	33,959
Feb. 20, 2021	Outdoors at Lake Tahoe	Stateline, Nev.	Edgewood Tahoe Resort	---
Feb. 21, 2021	Outdoors at Lake Tahoe	Stateline, Nev.	Edgewood Tahoe Resort	---
Jan. 25, 2014	Stadium Series	Los Angeles, Calif.	Dodger Stadium	54,099
Jan. 26, 2014	Stadium Series	New York, N.Y.	Yankee Stadium	50,105
Jan. 29, 2014	Stadium Series	New York, N.Y.	Yankee Stadium	50,027
March 1, 2014	Stadium Series	Chicago, Ill.	Soldier Field	62,921
Feb. 21, 2015	Stadium Series	Santa Clara, Calif.	Levi's Stadium	70,205
Feb. 21, 2016	Stadium Series	Minneapolis, Minn.	TCF Bank Stadium	50,426
Feb. 27, 2016	Stadium Series	Denver, Colo.	Coors Field	50,095
Feb. 25, 2017	Stadium Series	Pittsburgh, Pa.	Heinz Field	67,318
March 3, 2018	Stadium Series	Annapolis, Md.	Navy-Marine Corps Memorial Stadium	29,516
Feb. 23, 2019	Stadium Series	Philadelphia, Pa.	Lincoln Financial Field	69,620
Feb. 15, 2020	Stadium Series	Colorado Springs, Colo.	Falcon Stadium	43,574
Feb. 26, 2022	Stadium Series	Nashville, Tenn.	Nissan Stadium	68,619
Feb. 18, 2023	Stadium Series	Raleigh, N.C.	Carter-Finley Stadium	56,961
Jan. 1, 2008	Winter Classic	Orchard Park, N.Y.	Ralph Wilson Stadium	71,217
Jan. 1, 2009	Winter Classic	Chicago, Ill.	Wrigley Field	40,818
Jan. 1, 2010	Winter Classic	Boston, Mass.	Fenway Park	38,112
Jan. 1, 2011	Winter Classic	Pittsburgh, Pa.	Heinz Field	68,111
Jan. 2, 2012	Winter Classic	Philadelphia, Pa.	Citizens Bank Park	46,967
Jan. 1, 2014	Winter Classic	Ann Arbor, Mich.	Michigan Stadium	105,491
Jan. 1, 2015	Winter Classic	Washington, D.C.	Nationals Park	42,832
Jan. 1, 2016	Winter Classic	Foxborough, Mass.	Gillette Stadium	67,246
Jan. 2, 2017	Winter Classic	St. Louis, Mo.	Busch Stadium	46,556
Jan. 1, 2018	Winter Classic	New York, N.Y.	Citi Field	41,821
Jan. 1, 2019	Winter Classic	South Bend, Ind.	Notre Dame Stadium	76,126
Jan. 1, 2020	Winter Classic	Dallas, Texas	Cotton Bowl Stadium	85,630
Jan. 1, 2022	Winter Classic	Minneapolis, Minn.	Target Field	38,619
Jan. 2, 2023	Winter Classic	Boston, Mass.	Fenway Park	39,243
Total				1,851,642

* * * * *

ATTENDANCE IN DESCENDING ORDER

Date	Outdoor Game	Host City	Host Venue	Attendance
Jan. 1, 2014	Winter Classic	Ann Arbor, Mich.	Michigan Stadium	105,491
Jan. 1, 2020	Winter Classic	Dallas, Texas	Cotton Bowl Stadium	85,630
Jan. 1, 2019	Winter Classic	South Bend, Ind.	Notre Dame Stadium	76,126
Jan. 1, 2008	Winter Classic	Orchard Park, N.Y.	Ralph Wilson Stadium	71,217
Feb. 21, 2015	Stadium Series	Santa Clara, Calif.	Levi's Stadium	70,205
Feb. 23, 2019	Stadium Series	Philadelphia, Pa.	Lincoln Financial Field	69,620
Feb. 26, 2022	Stadium Series	Nashville, Tenn.	Nissan Stadium	68,619
Jan. 1, 2011	Winter Classic	Pittsburgh, Pa.	Heinz Field	68,111
Feb. 25, 2017	Stadium Series	Pittsburgh, Pa.	Heinz Field	67,318
Jan. 1, 2016	Winter Classic	Foxborough, Mass.	Gillette Stadium	67,246
March 1, 2014	Stadium Series	Chicago, Ill.	Soldier Field	62,921
Nov. 22, 2003	Heritage Classic	Edmonton, Alta.	Commonwealth Stadium	57,167
Feb. 18, 2023	Stadium Series	Raleigh, N.C.	Carter-Finley Stadium	56,961
March 2, 2014	Heritage Classic	Vancouver, B.C.	BC Place	54,194
Jan. 25, 2014	Stadium Series	Los Angeles, Calif.	Dodger Stadium	54,099
Feb. 21, 2016	Stadium Series	Minneapolis, Minn.	TCF Bank Stadium	50,426
Jan. 26, 2014	Stadium Series	New York, N.Y.	Yankee Stadium	50,105
Feb. 27, 2016	Stadium Series	Denver, Colo.	Coors Field	50,095
Jan. 29, 2014	Stadium Series	New York, N.Y.	Yankee Stadium	50,027
Jan. 2, 2012	Winter Classic	Philadelphia, Pa.	Citizens Bank Park	46,967
Jan. 2, 2017	Winter Classic	St. Louis, Mo.	Busch Stadium	46,556
Feb. 15, 2020	Stadium Series	Colorado Springs, Colo.	Falcon Stadium	43,574
Jan. 1, 2015	Winter Classic	Washington, D.C.	Nationals Park	42,832
Jan. 1, 2018	Winter Classic	New York, N.Y.	Citi Field	41,821
Feb. 20, 2011	Heritage Classic	Calgary, Alta.	McMahon Stadium	41,022
Jan. 1, 2009	Winter Classic	Chicago, Ill.	Wrigley Field	40,818
Jan. 1, 2017	Centennial Classic	Toronto, Ont.	Exhibition Stadium	40,148
Jan. 2, 2023	Winter Classic	Boston, Mass.	Fenway Park	39,243
Jan. 1, 2022	Winter Classic	Minneapolis, Minn.	Target Field	38,619
Jan. 1, 2010	Winter Classic	Boston, Mass.	Fenway Park	38,112
Dec. 16, 2017	NHL100 Classic	Ottawa, Ont.	Lansdowne Park	33,959
Oct. 26, 2019	Heritage Classic	Regina, Sask.	Mosaic Stadium	33,518
Oct. 23, 2016	Heritage Classic	Winnipeg, Man.	Investors Group Field	33,240
March 3, 2018	Stadium Series	Annapolis, Md.	Navy-Marine Corps Memorial Stadium	29,516
March 13, 2022	Heritage Classic	Hamilton, Ont.	Tim Hortons Field	26,119
Feb. 20, 2021	Outdoors at Lake Tahoe	Stateline, Nev.	Edgewood Tahoe Resort	---
Feb. 21, 2021	Outdoors at Lake Tahoe	Stateline, Nev.	Edgewood Tahoe Resort	---
Total				1,851,642

HISTORY OF OUTDOOR NHL GAMES



2023 NAVY FEDERAL CREDIT UNION NHL STADIUM SERIES

Carter-Finley Stadium – Raleigh, N.C.

Feb. 18, 2023

Washington Capitals 1 at Carolina Hurricanes 4

Attendance: 56,961

[Game Summary](#) | [Event Summary](#)



After fans spent the day tailgating, barbecuing and celebrating the passionate Carolina hockey community on the grounds of Carter-Finley Stadium, the hometown Hurricanes erupted for four goals to send the sold-out crowd of 56,961 home happy with a victory in the franchise's first outdoor game.

Martin Necas (2-1—3) led a trio of Carolina forwards who recorded multiple points, along with **Jesperi Kotkaniemi** (1-1—2) and **Teuvo Teravainen** (1-1—2).

"It was something that all of us will never forget, and obviously when you do win it feels much better," Necas said. "Every second of it was time you enjoy. You try to focus on the game, but you still feel the fans and the energy. It was my first outdoor game and it was unbelievable."

* * * * *



2023 DISCOVER NHL WINTER CLASSIC

Fenway Park – Boston, Mass.

Jan. 2, 2023

Pittsburgh Penguins 1 at Boston Bruins 2

Attendance: 39,243

[Game Summary](#) | [Event Summary](#)

Jake DeBrusk scored twice in the third period, including the tiebreaking goal with 2:24 remaining in regulation, to help Boston rally for a win in front of a sold-out Fenway Park at the 2023 Discover NHL Winter Classic.

The Bruins became the first NHL team to stage multiple third-period comeback victories outdoors, following their similar rally at Fenway Park 13 years prior (2-1 OT W vs. PHI).

The 2023 Discover NHL Winter Classic, broadcast on TNT in the U.S., averaged 1.8 million viewers, making it the most-watched regular-season NHL game of all-time on cable.



2022 TIM HORTONS NHL HERITAGE CLASSIC

Tim Hortons Field – Hamilton, Ont.

March 13, 2022

Toronto Maple Leafs 2 at Buffalo Sabres 5

Attendance: 26,119

[Game Summary](#) | [Event Summary](#)



Playing in front of a sold-out crowd of 26,119 fans at Tim Hortons Field in Hamilton, Ont., the Sabres scored four unanswered goals to rally from a 2-1 deficit and defeat the Maple Leafs in the 2022 Tim Hortons Heritage Classic.

Vinnie Hinostroza registered 2-1—3, including the tying and decisive goals, to help Buffalo claim its first outdoor win in its third appearance. Teammate **Peyton Krebs** became the third rookie to score twice in an outdoor NHL game, following **Anthony Mantha** and **Auston Matthews** during the 2017 Centennial Classic.

“It was probably the most fun I’ve had playing hockey,” Krebs said afterward.

* * * * *



2022 NAVY FEDERAL CREDIT UNION NHL STADIUM SERIES

Nissan Stadium – Nashville, Tenn.

Feb. 26, 2022

Tampa Bay Lightning 3 at Nashville Predators 2

Attendance: 68,619

[Game Summary](#) | [Event Summary](#)

Captain **Steven Stamkos** (1-2—3) factored on all three Lightning goals, included scoring the game-winner, to lift Tampa Bay to a victory in its outdoor NHL game debut – a 3-2 triumph over the Nashville Predators in the 2022 Navy Federal Credit Union NHL Stadium Series at Nissan Stadium.

“For a lot of us, this was our first experience in this atmosphere, and it kind of blew it out of the water,” Stamkos said. “It was amazing.”

A sellout crowd of 68,619 attended the game in Music City, which featured performances by nearly two dozen country music artists – headlined by **Miranda Lambert** and **Dierks Bentley**.



2022 DISCOVER NHL WINTER CLASSIC

Target Field – Minneapolis, Minn.
Jan. 1, 2022
St. Louis Blues 6 at Minnesota Wild 4
Attendance: 38,619
[Game Summary](#) | [Event Summary](#)



Jordan Kyrou (2-2—4) set outdoor NHL game records for points both in a period and a game to propel the Blues over the Wild in the 2022 Discover NHL Winter Classic, lifting St. Louis to a perfect 2-0-0 record in its two outdoor games (also 2017 WC).

“It was awesome. I thought the NHL did a fantastic job putting it on. The crowd, I was talking with [Jordan] Binnington about it after the game, especially that anthem, how it was to see that amount of people, fireworks and everything, the emotion of it,” said Blues captain **Ryan O’Reilly**. “They definitely did a great job. It’s so special to be around that, to be in a different setting. It was so much fun.”

A sellout crowd 38,619 fans braved the conditions at Target Field, where the puck drop temperature of -6°F/-21°C marked the coldest outdoor game in League history.

* * * * *



NHL OUTDOORS AT LAKE TAHOE

Honda NHL Outdoors Sunday
Edgewood Tahoe Resort – Stateline, Nev.
Feb. 21, 2021
Philadelphia Flyers 3 at Boston Bruins 7
[Game Summary](#) | [Event Summary](#)

David Pastrnak scored in the opening minute in both the first and second period and completed the second hat trick in outdoor NHL game history in the final frame to power the Bruins past the Flyers in Honda NHL Outdoors Sunday.

“Oh, man, it was beautiful,” Pastrnak said. “We enjoyed every second of it, as you could see . . . Overall, it’s great fun and really enjoyable out here. Too bad we have to leave.”

Boston (7) and Philadelphia (3) matched an outdoor NHL game record with 10 combined goals, while the Bruins tied the highest total by one team (also NYR in 2014 SS at NJD).

“Hats off to the NHL and everyone who made this happen,” Boston defenseman **John Moore** said. “It was really special. It’s a tough year without fans. You can’t really say enough about this event. I’ve been fortunate to play in a couple of outdoor games, and this one really blows them all out of the water.”




NHL OUTDOORS AT LAKE TAHOE

Bridgestone NHL Outdoors Saturday
Edgewood Tahoe Resort – Stateline, Nev.

Feb. 20, 2021

Vegas Golden Knights 2 at Colorado Avalanche 3

[Game Summary](#) | [Event Summary](#)



Nathan MacKinnon (1-2—3) matched the record for points in an outdoor NHL game to lift the Avalanche over the Golden Knights during Bridgestone NHL Outdoors Saturday – a contest that concluded more than 10 hours after opening puck drop because of a delay due to challenging ice conditions resulting from extreme sun.

The contest marked the first half of the NHL Outdoors at Lake Tahoe, a two-game series played along the south shore of North America’s largest alpine lake – without spectators due to the COVID-19 pandemic.

The rink for the weekend, located on the lakefront 18th fairway of the golf course at the Edgewood Tahoe Resort, marked the first outdoor NHL games played atop a golf course, after the previous 30 were hosted by football venues (19 GP), baseball parks (10 GP) and a soccer stadium (1 GP).

* * * * *



2020 NAVY FEDERAL CREDIT UNION NHL STADIUM SERIES

Falcon Stadium – Colorado Springs, Colo.

Feb. 15, 2020

Los Angeles Kings 3 at Colorado Avalanche 1

Attendance: 43,574

[Game Summary](#) | [Event Summary](#)

Tyler Toffoli scored the first hat trick in NHL outdoor game history, including the tiebreaking goal at 19:05 of the third period, to power the Kings past the Avalanche in the 2020 Navy Federal Credit Union NHL Stadium Series in front of a sellout crowd of 43,574 at the U.S. Air Force Academy’s Falcon Stadium.

Toffoli’s tiebreaking goal marked the third last-minute, game-winning tally in NHL outdoor game history, following those by Washington’s **Troy Brouwer** (2015 WC vs. CHI, 19:47) and Detroit’s **Brad Richards** (2016 SS at COL, 19:00).



2020 BRIDGESTONE NHL WINTER CLASSIC

Cotton Bowl Stadium – Dallas, Texas
Jan. 1, 2020
Nashville Predators 2 at Dallas Stars 4
Attendance: 85,630
[Game Summary](#) | [Event Summary](#)



The Stars rallied from a 2-0 first-period deficit with a Texas-sized comeback, scoring four consecutive goals to win their outdoor NHL game debut over the Predators at the 2020 Bridgestone NHL Winter Classic. The 85,630 fans who filled the Cotton Bowl in bright green and gold marked the second-highest attended game in NHL history, behind only the 2014 Bridgestone NHL Winter Classic between the Red Wings and Maple Leafs at Michigan Stadium (105,491).

Trailing 2-1 entering the third period, Dallas got power-play goals from **Mattias Janmark** and **Alexander Radulov** in the first 5:06 to take a lead it would not relinquish.

“From a fan’s perspective, that was great hockey,” said Stars interim head coach **Rick Bowness**. “If I was out there watching that game and I was watching us on television, that was an awesome game. The whole thing was awesome.”

* * * * *



2019 TIM HORTONS NHL HERITAGE CLASSIC

Mosaic Stadium – Regina, Sask.
Oct. 26, 2019
Calgary Flames 1 at Winnipeg Jets 2 (OT)
Attendance: 33,518
[Game Summary](#) | [Event Summary](#)

Josh Morrissey tied the game with 4:11 remaining in regulation and **Bryan Little** scored at 3:04 of overtime to lift the Jets to a comeback victory over the Flames in the 2019 Tim Hortons NHL Heritage Classic, held at Mosaic Stadium in Regina, Sask.

“On a lot of levels, it was really exciting to come back,” said Morrissey, who grew up in Calgary and played the majority of his junior career in Prince Albert, Sask. “I guess when I turned pro and made the NHL I didn’t anticipate necessarily we’d get a chance to play back here in Saskatchewan, so I really tried to soak it in and thought a lot about my grandparents, who passed away before I made the NHL and they would have had a chance to watch me, so to come back here where they lived their whole lives was pretty special.”

A sellout crowd of 33,518 attended the NHL’s first-ever regular-season game in Regina as well as its first in Saskatchewan in 25 years, marking the League’s return to the province for the seventh time overall.



2019 COORS LIGHT NHL STADIUM SERIES

Lincoln Financial Field – Philadelphia, Pa.

Feb. 23, 2019

Pittsburgh Penguins 3 at Philadelphia Flyers 4 (OT)

Attendance: 69,620

[Game Summary](#) | [Event Summary](#)



Playing in his 800th NHL game (all w/ PHI), Flyers captain **Claude Giroux** scored the winning goal at 1:59 of overtime to give Philadelphia a 4-3 victory over Pittsburgh in front of the fifth-largest crowd in outdoor NHL game history.

“The experience was great,” Giroux said. “I’ve got goosebumps right now. I’ve been in this building a few times to watch the [NFL’s Philadelphia] Eagles, and to get a chance to play here is unbelievable.”

Giroux’s goal capped a dramatic late rally for the Flyers, who trailed the Penguins 3-1 late in the third period. **James van Riemsdyk**, playing in his record-tying sixth outdoor NHL game, scored at 16:56 of the final frame to close the gap to 3-2 before **Jakub Voracek** tied the game with 19.7 seconds remaining in regulation.

* * * * *



2019 BRIDGESTONE NHL WINTER CLASSIC

Notre Dame Stadium – South Bend, Ind.

Jan. 1, 2019

Boston Bruins 4 at Chicago Blackhawks 2

Attendance: 76,126

[Game Summary](#) | [Event Summary](#)

The then-second-largest crowd in NHL history (76,126) watched the Bruins defeat the Blackhawks in the 2019 Bridgestone NHL Winter Classic at historic Notre Dame Stadium, home of the Fighting Irish.

Dublin, Ohio, native **Sean Kuraly** scored the tiebreaking goal with 9:40 remaining in regulation to help Boston rally from a pair of one-goal deficits for its second win outdoors (also 2010 WC).

“As you can tell, it feels pretty good,” Kuraly said of his winning goal. “I’m not very good at hiding my emotions out there and there’s no reason to. You look up at the crowd and they just seem to keep going when you look up, and you look left and you look right.”



2018 COORS LIGHT NHL STADIUM SERIES

Navy-Marine Corps Memorial Stadium – Annapolis, Md.
March 3, 2018
Toronto Maple Leafs 2 at Washington Capitals 5
Attendance: 29,516
[Game Summary](#) | [Event Summary](#)



Nicklas Backstrom, John Carlson and **Evgeny Kuznetsov** each registered 1-2—3 to lift the Capitals over the Maple Leafs in the 2018 Coors Light NHL Stadium Series at Navy-Marine Corps Memorial Stadium, the NHL's first outdoor game at a U.S. service academy.

"Every whistle you're looking around and really taking it all in," said Capitals forward and Everett, Wash., native **T.J. Oshie**. "For us to go out and be able to enjoy something like this is an experience of a lifetime for us and it's all possible because of what our military guys do for us."

* * * * *



2018 BRIDGESTONE NHL WINTER CLASSIC

Citi Field – New York, N.Y.
Jan. 1, 2018
New York Rangers 3 at Buffalo Sabres 2 (OT)
Attendance: 41,821
[Game Summary](#) | [Event Summary](#)

The Sabres erased a 2-0 deficit, but **J.T. Miller** (1-1—2) scored at 2:43 of overtime to power the Rangers to a victory in the 2018 Bridgestone NHL Winter Classic at Citi Field. Miller recorded his fourth career overtime goal and second of the season.

"I kind of blacked out there [after scoring the overtime goal]," said Miller. "To get the win in front of 40,000 people is something you can only dream about."

The Rangers and Sabres played the fifth overtime game in the NHL's 24 outdoor contests – and second straight on New Year's Day.



2017 SCOTIABANK NHL 100 CLASSIC

Lansdowne Park – Ottawa, Ont.

Dec. 16, 2017

Montreal Canadiens 0 at Ottawa Senators 3

Attendance: 33,959

[Game Summary](#) | [Event Summary](#)



Craig Anderson stopped all 28 shots he faced and Ottawa native **Jean-Gabriel Pageau** scored the winning goal at 14:55 of the second period and to lead the Senators past the Canadiens in a frigid 2017 Scotiabank NHL100 Classic – nearly 100 years to the day of the first games in League history (Dec. 19, 1917).

Senators captain **Erik Karlsson** logged 32:55, the highest time on ice figure ever recorded in an outdoor NHL game. He also set an outdoor game mark for most blocked shots (8) and earned an assist on Pageau's decisive tally.

* * * * *



2017 COORS LIGHT NHL STADIUM SERIES

Heinz Field – Pittsburgh, Pa.

Feb. 25, 2017

Philadelphia Flyers 2 at Pittsburgh Penguins 4

Attendance: 67,318

[Game Summary](#) | [Event Summary](#)

Appearing in just his 23rd NHL game and first against Pittsburgh's intrastate rival, rookie **Jake Guentzel** collected two assists – including the primary helper on **Sidney Crosby's** game-opening goal – to earn 'First Star' honors and lead the Penguins past the Flyers in the 2017 Coors Light NHL Stadium Series.

"I gotta tell you, I don't know if I've had more fun playing hockey," said veteran teammate **Matt Cullen**, who scored the winning goal in his first outdoor NHL game appearance. "I was just kind of blown away by the atmosphere. It was pretty cool seeing how many people stuck around with low temperatures. Just the whole thing, it was one of those bucket list deals. I was really happy I got to be a part of it . . . This is what we all grew up doing. This is where we all fell in love with the game. It's just fun to be able to do this on such a big stage."



2017 BRIDGESTONE NHL WINTER CLASSIC

Busch Stadium – St. Louis, Mo.

Jan. 2, 2017

Chicago Blackhawks 1 at St. Louis Blues 4

Attendance: 46,556

[Game Summary](#) | [Event Summary](#)



Vladimir Tarasenko scored a pair of third-period goals to break a 1-1 tie and lift the Blues to a victory in the 2017 Bridgestone NHL Winter Classic, their first appearance in an outdoor NHL game. St. Louis became the 23rd team to participate in such a contest.

One day after the Maple Leafs captured the 2017 Scotiabank NHL Centennial Classic, the Blues became just the seventh home team to win an outdoor NHL game (21 GP: 7-12-2).

* * * * *



2017 SCOTIABANK NHL CENTENNIAL CLASSIC

Exhibition Stadium – Toronto, Ont.

Jan. 1, 2017

Detroit Red Wings 4 at Toronto Maple Leafs 5 (OT)

Attendance: 40,148

[Game Summary](#) | [Event Summary](#)

The Red Wings erased a 4-1 deficit in the third period – including the tying goal with 1.1 seconds remaining in regulation – but **Auston Matthews** (2-0—2) scored at 3:40 of overtime to power the Maple Leafs to a victory in the 2017 Scotiabank NHL Centennial Classic.

Toronto and Detroit played the fourth overtime game in the NHL's 20 outdoor contests. They also required extra time in their other such meeting, the 2014 Bridgestone NHL Winter Classic at The Big House in Ann Arbor, Mich. – a 3-2 shootout victory by the Maple Leafs.



2016 TIM HORTONS NHL HERITAGE CLASSIC

Investors Group Field – Winnipeg, Man.

Oct. 23, 2016

Edmonton Oilers 3 at Winnipeg Jets 0

Attendance: 33,240

[Game Summary](#) | [Event Summary](#)



Cam Talbot stopped all 31 shots he faced to lead the Oilers past the Jets in front of a sellout crowd of 33,240 at the 2016 Tim Hortons NHL Heritage Classic at Investors Group Field in Winnipeg. Talbot, who became a first-time father with the birth of twins four days prior, recorded the third shutout in the NHL's 19 outdoor games to date. The others: by Calgary's **Miikka Kiprusoff** in the 2011 Tim Hortons NHL Heritage Classic at McMahon Stadium (39 SV vs. MTL) and Anaheim's **Jonas Hiller** in the 2014 Coors Light NHL Stadium Series at Dodger Stadium (36 SV at LAK).

* * * * *



2016 COORS LIGHT NHL STADIUM SERIES

Coors Field – Denver, Colo.

Feb. 27, 2016

Detroit Red Wings 5 at Colorado Avalanche 3

Attendance: 50,095

[Game Summary](#) | [Event Summary](#)

Brad Richards, who started the 2016 Coors Light NHL Stadium Series at Coors Field by becoming the first player to appear in five outdoor NHL contests, lifted the Red Wings past the Avalanche by tallying the winning goal with one minute remaining in regulation. In doing so, he became the first player to register multiple winners in outdoor games; Richards also notched the decider in the Rangers' 3-2 victory over the Flyers in the 2012 Bridgestone NHL Winter Classic at Citizens Bank Park in Philadelphia.



2016 COORS LIGHT NHL STADIUM SERIES

TCF Bank Stadium – Minneapolis, Minn.
Feb. 21, 2016
Chicago Blackhawks 1 at Minnesota Wild 6
Attendance: 50,426
[Game Summary](#) | [Event Summary](#)



University of Minnesota alumnus **Erik Haula** (2010-13) posted 1-2—3 and earned ‘First Star’ honors to lift the Wild over the Blackhawks in the 2016 Coors Light NHL Stadium Series at TCF Bank Stadium in Minneapolis.

“You’re caught in awe and you’re looking around and enjoying the moment. And everything that surrounds it is awesome. And then you go out and there’s fireworks. The plane [flyover]. Everything’s just great,” said Wild forward **Jason Pominville**, who also equaled an outdoor NHL game record with 1-2—3. “It’s a treat to be able to play in one of these. They never get old. I enjoy watching them when we’re not playing in them. It’s obviously a lot of fun to play in them.”

* * * * *



2016 BRIDGESTONE NHL WINTER CLASSIC

Gillette Stadium – Foxborough, Mass.
Jan. 1, 2016
Montreal Canadiens 5 at Boston Bruins 1
Attendance: 67,246
[Game Summary](#) | [Event Summary](#)

Massachusetts native **Mike Condon** made 27 saves and **Brendan Gallagher** recorded 1-1—2 in his return from a 17-game absence to lead the Canadiens past the Bruins in the 2016 Bridgestone NHL Winter Classic at Gillette Stadium in Foxborough, Mass.

“Probably the most special [game of my career],” said Condon, who was born in nearby Holliston, Mass. “Bruins-Habs, Gillette Stadium. Winter Classic on New Year’s Day. I don’t think you could script it any better.”



2015 COORS LIGHT NHL STADIUM SERIES

Levi's Stadium – Santa Clara, Calif.
Feb. 21, 2015
Los Angeles Kings 2 at San Jose Sharks 1
Attendance: 70,205
[Game Summary](#) | [Event Summary](#)



Marian Gaborik snapped a 1-1 deadlock at 4:04 of the third period to power the Kings past the Sharks in the 2015 Coors Light NHL Stadium Series at Levi's Stadium in Santa Clara, Calif.

"This was by far the coolest sporting even I've been a part of," said Sharks forward **Tommy Wingels**. "I hope that the NHL continues to put games out here in California. I think it's great for these teams. I think it's great for the fans out here and I think it's great for everyone involved in hockey. I think they'll say the same thing. This was a pretty cool event. We didn't get the result we wanted, but I think this will be a memory we'll cherish for a while."

* * * * *



2015 BRIDGESTONE NHL WINTER CLASSIC

Nationals Park – Washington, D.C.
Jan. 1, 2015
Chicago Blackhawks 2 at Washington Capitals 3
Attendance: 42,832
[Game Summary](#) | [Event Summary](#)

Knotted at 2-2, **Troy Brouwer** scored the tiebreaking goal with 12.9 seconds remaining in regulation to power the Capitals past the Blackhawks in the 2015 Bridgestone NHL Winter Classic at Nationals Park in Washington, D.C.

"I've had some good moments in my hockey career before," said Brouwer, a seventh-round selection (214th overall) by the Blackhawks in the 2004 NHL Draft. "But this one, with all the intangibles that play a part of it, my parents being able to come into town . . . the dramatic fashion at the end of the game of how it played out, it's definitely going to be a memorable day."



2014 TIM HORTONS NHL HERITAGE CLASSIC

BC Place – Vancouver, B.C.

March 2, 2014

Ottawa Senators 4 at Vancouver Canucks 2

Attendance: 54,194

[Game Summary](#) | [Event Summary](#)



Trailing 2-0 midway through the first period, the Senators scored four unanswered goals to defeat the Canucks in the 2014 Tim Hortons NHL Heritage Classic, contested in front of 54,194 fans at BC Place in Vancouver.

“It’s a big win for us and it’s a great venue and it’s one of those things that we’ll be smiling about for a while, because it’s kind of a once-in-a-lifetime experience,” said Senators goaltender **Craig Anderson**.

“I thought both teams put on a great show for the fans,” added teammate **Clarke MacArthur**, who posted 1-1—2 to spark Ottawa’s comeback.

* * * * *



2014 COORS LIGHT NHL STADIUM SERIES

Soldier Field – Chicago, Ill.

March 1, 2014

Pittsburgh Penguins 1 at Chicago Blackhawks 5

Attendance: 62,921

[Game Summary](#) | [Event Summary](#)

Snow fell throughout the game, providing a winter wonderland for the finale of the 2014 Coors Light NHL Stadium Series at Soldier Field. More than 60,000 fans – the fourth-largest crowd in NHL history – braved the elements to watch the Blackhawks defeat the Penguins 5-1.

Captain **Jonathan Toews** led the way with 2-1—3, including the game-winner in highlight-reel fashion, to match the records for goals and points in an outdoor NHL game.



2014 COORS LIGHT NHL STADIUM SERIES


Yankee Stadium – New York, N.Y.

Jan. 29, 2014

New York Rangers 2 at New York Islanders 1

Attendance: 50,027

[Game Summary](#) | [Event Summary](#)



Henrik Lundqvist made 30 saves and **Daniel Carcillo** scored the tiebreaking goal at 4:36 of the third period to power the Rangers to 2-1 victory over the Islanders and a sweep of their two games at Yankee Stadium as part of the 2014 Coors Light NHL Stadium Series.

“It was another amazing night. I’m just thankful to get this opportunity and also [to] everyone [who] showed up to make it so special,” said Lundqvist, who picked up his third outdoor NHL game win. “It’s two days that I will remember for the rest of my life.”

* * * * *



2014 COORS LIGHT NHL STADIUM SERIES

Yankee Stadium – New York, N.Y.

Jan. 26, 2014

New York Rangers 7 at New Jersey Devils 3

Attendance: 50,105

[Game Summary](#) | [Event Summary](#)

More than 50,000 fans watched the Devils battle the Rangers in the first of a twin bill at Yankee Stadium as part of the 2014 Coors Light NHL Stadium Series.

Trailing 3-1 late in the first period, the Rangers scored six unanswered goals to become the first team to win two outdoor NHL games, following their 3-2 victory over the Flyers in the 2012 Bridgestone NHL Winter Classic at Citizens Bank Park in Philadelphia.



2014 COORS LIGHT NHL STADIUM SERIES

Dodger Stadium – Los Angeles, Calif.

Jan. 25, 2014

Anaheim Ducks 3 at Los Angeles Kings 0

Attendance: 54,099

[Game Summary](#) | [Event Summary](#)



A sold-out crowd of 54,099 packed Dodger Stadium for the first matchup of the four-game 2014 Coors Light NHL Stadium Series, the first regular-season outdoor NHL game played in the U.S. west of the Mississippi River, the southernmost outdoor game in League history and the first-ever outdoor NHL game in California.

Ducks goaltender **Jonas Hiller** made 36 saves to record the second shutout in an outdoor NHL game and also stopped the second penalty shot in outdoor NHL game history, denying Kings forward **Anze Kopitar** at 9:46 of the first period en route to a 3-0 victory.

* * * * *



2014 BRIDGESTONE NHL WINTER CLASSIC

Michigan Stadium – Ann Arbor, Mich.

Jan. 1, 2014

Toronto Maple Leafs 3 at Detroit Red Wings 2 (SO)

Attendance: 105,491

[Game Summary](#) | [Event Summary](#) | [Shootout Summary](#)

A record crowd of 105,491 watched the Red Wings and Maple Leafs rekindle their Original Six rivalry at The Big House on the University of Michigan campus in the 2014 Bridgestone NHL Winter Classic.

Snow fell throughout the day, providing the perfect backdrop for a thrilling game. **Tyler Bozak** gave the Maple Leafs a 2-1 advantage early in the third period, but Red Wings forward and Michigan State alum **Justin Abdelkader** knotted the score with 5:32 remaining in regulation. After a scoreless overtime, the teams contested the second shootout in outdoor NHL game history, with Bozak proving the hero behind 41 saves (plus two more in the shootout) from **Jonathan Bernier**, who wore a toque on top of his mask.



2012 BRIDGESTONE NHL WINTER CLASSIC

Citizens Bank Park – Philadelphia, Pa.

Jan. 2, 2012

New York Rangers 3 at Philadelphia Flyers 2

Attendance: 46,967

[Game Summary](#) | [Event Summary](#)



The historic rivalry between the Flyers and Rangers was on full display when the teams moved outdoors to Citizens Bank Park in the 2012 Bridgestone NHL Winter Classic.

The action on the ice lived up to the sky-high expectations of the capacity crowd, as the tightly contested, physical game hung in the balance with 19.6 seconds remaining in the third period and the Flyers' **Danny Briere** standing alone at center ice after being awarded the first penalty shot in Winter Classic history. When Rangers All-Star goaltender **Henrik Lundqvist** proved to be up to the task, the road team escaped with a narrow 3-2 victory.

* * * * *



2011 TIM HORTONS NHL HERITAGE CLASSIC

McMahon Stadium – Calgary, Alta.

Feb. 20, 2011

Montreal Canadiens 0 at Calgary Flames 4

Attendance: 41,022

[Game Summary](#) | [Event Summary](#)

The Flames played host to the Canadiens in the 2011 Tim Hortons NHL Heritage Classic at Calgary's McMahon Stadium. A festive, sellout crowd of 41,022 braved cold temperatures on a sunny winter afternoon to see the hometown team pick up a 4-0 victory. **Rene Bourque** scored twice for the Flames, who sported retro maroon and yellow uniforms, and goaltender **Miikka Kiprusoff** made 39 saves to record the shutout.

The 2011 Tim Hortons NHL Heritage Classic marked the first NHL game contested outdoors in Canada since 2003.



2011 BRIDGESTONE NHL WINTER CLASSIC

Heinz Field – Pittsburgh, Pa.

Jan. 1, 2011

Washington Capitals 3 at Pittsburgh Penguins 1

Attendance: 68,111

[Game Summary](#) | [Event Summary](#)



The 2011 Bridgestone NHL Winter Classic was the most-viewed regular-season NHL game in the U.S. in 36 years, with an average of 4.5 million viewers watching in primetime as the Capitals defeated the Penguins in front of more than 68,000 at sold-out Heinz Field. The game, originally scheduled for the afternoon, was played at night under the bright lights of Heinz Field after a storm brought rain and forced the delayed start time.

The Jan. 1 game brought together two of the League’s star players – **Sidney Crosby** and **Alex Ovechkin** – and provided an unforgettable experience for both.

The 2011 Bridgestone NHL Winter Classic also brought to life an HBO special titled “24/7 Penguins/Capitals: Road to the NHL Winter Classic,” which earned a Sports Emmy Award for outstanding edited sports special.

* * * * *



2010 BRIDGESTONE NHL WINTER CLASSIC

Fenway Park – Boston, Mass.

Jan. 1, 2010

Philadelphia Flyers 1 at Boston Bruins 2 (OT)

Attendance: 38,112

[Game Summary](#) | [Event Summary](#)

The 2010 Bridgestone NHL Winter Classic “turned out to be the equivalent of a walk-off grand slam over the Green Monster at famed Fenway Park.” After a magical day at Fenway Park, the third installment of the Winter Classic firmly established the event as a national sports property. Demand for tickets exceeded 307,000 requests and 38,112 attended the game.

“The experience is once-in-a-lifetime,” said Flyers head coach **Peter Laviolette**. “Fenway Park. Bruins. Flyers. Forty-thousand people on a perfect day. You couldn’t ask for anything better for the game of hockey.” **Marco Sturm**’s goal at the 1:57 mark of overtime capped a furious rally by the Bruins, who won by a 2-1 score.



2009 BRIDGESTONE NHL WINTER CLASSIC

Wrigley Field – Chicago, Ill.

Jan. 1, 2009

Detroit Red Wings 6 at Chicago Blackhawks 4

Attendance: 40,818

[Game Summary](#) | [Event Summary](#)



Historic Wrigley Field hosted the 2009 Bridgestone NHL Winter Classic. The 40,818 fans packing the ballpark and the thousands more on rooftops across the street enjoyed a fast-paced game played in comfortable 32°F/0°C weather.

The defending Stanley Cup champion Red Wings faced an early 3-1 deficit, but scored five straight goals to defeat the hometown Blackhawks, 6-4. Red Wings forward **Jiri Hudler** scored two goals and goaltender **Ty Conklin**, starting his third outdoor NHL game, made 43 saves in Detroit's victory.

* * * * *



2008 AMP ENERGY NHL WINTER CLASSIC

Ralph Wilson Stadium – Orchard Park, N.Y.

Jan. 1, 2008

Pittsburgh Penguins 2 at Buffalo Sabres 1 (SO)

Attendance: 71,217

[Game Summary](#) | [Event Summary](#) | [Shootout Summary](#)

A festive crowd of 71,217 fans – the most-ever to watch an NHL game – packed Western New York's Ralph Wilson Stadium on Jan. 1, 2008, for the AMP Energy NHL Winter Classic, the first regular-season outdoor NHL game in the U.S.

Played through a steady afternoon snowfall, the event took on a magical feel. In the end, the Penguins topped the Sabres, 2-1, in a shootout as Pittsburgh's 20-year-old captain **Sidney Crosby** finished the game in exciting fashion, beating Buffalo goaltender **Ryan Miller** in the tiebreaker as the snow continued to fall.

"When you see 70,000 people jammed into a stadium to watch hockey, it's a good sign," Crosby said. "The atmosphere and environment, I don't think you can beat that. It's something to look back on and say we had a lot of great memories being a part of it."



2003 MOLSON CANADIAN NHL HERITAGE CLASSIC

Commonwealth Stadium – Edmonton, Alta.

Nov. 22, 2003

Montreal Canadiens 4 at Edmonton Oilers 3

Attendance: 57,167

[Game Summary](#) | [Event Summary](#)



The Molson Canadian NHL Heritage Classic was staged at Edmonton's Commonwealth Stadium on Nov. 22, 2003. In the first-ever regular-season NHL game played outdoors, the Canadiens defeated the hometown Oilers, 4-3, in front of a crowd of 57,167. Temperatures during the latter part of the game dropped below 0°F/-18°C.

"Every guy in here knows how special this moment is," said Canadiens defenseman **Sheldon Souray**. "It's something that we can look back on at the end of our careers and be proud that we were a part of."

Edmonton's **Shawn Horcoff** added, "Walking out there for the first time was pretty amazing. Looking in the stands and seeing that many people was such a big thrill, something that will probably never happen again."

OUTDOOR NHL GAME RECORDS FOR TEAMS, SKATERS AND GOALTENDERS

Hyperlinks Access Expanded Records Sections
2023 Tim Hortons NHL Heritage Classic Participants in Red/Italics

TEAM RECORDS

MOST GAMES PLAYED

- 6 — Chicago Blackhawks (2009 WC, 2014 SS-CHI, 2015 WC, 2016 SS-MIN, 2017 WC, 2019 WC)
- Pittsburgh Penguins (2008 WC, 2011 WC, 2014 SS-CHI, 2017 SS, 2019 SS, 2023 WC)

MOST WINS

- 4 — New York Rangers (4 GP)
- Boston Bruins (5 GP)

MOST GOALS, ONE TEAM, GAME

- 7 — New York Rangers, Jan. 26, 2014 at NJD (Yankee Stadium) (SS)
- Boston Bruins, Feb. 21, 2021 vs. PHI (Edgewood Tahoe Resort) (LT)

MOST GOALS, ONE TEAM, PERIOD

- 5 — St. Louis Blues, Jan. 1, 2022 at MIN (2nd Period) (Target Field) (WC)

MOST GOALS, BOTH TEAMS, GAME

- 10 — Detroit Red Wings (6)-Chicago Blackhawks (4), Jan. 1, 2009 (Wrigley Field) (WC)
- New York Rangers (7)-New Jersey Devils (3), Jan. 26, 2014 (Yankee Stadium) (SS)
- Boston Bruins (7)-Philadelphia Flyers (3), Feb. 21, 2021 (Edgewood Tahoe Resort) (LT)
- St. Louis Blues (6)-Minnesota Wild (4), Jan. 1, 2022 (Target Field) (WC)

MOST GOALS, BOTH TEAMS, PERIOD

- 7 — Toronto Maple Leafs (4)-Detroit Red Wings (3), Jan. 1, 2017 (3rd Period) (Exhibition Stadium) (CC)

FASTEST TWO GOALS, ONE TEAM

- 0:17 — Detroit Red Wings, Jan. 1, 2009 at CHI (Brian Rafalski at 3:07 and Brett Lebda at 3:24 of 3rd Period) (Wrigley Field) (WC)

FASTEST TWO GOALS, ONE TEAM, FROM START OF GAME

- 6:19 — Washington Capitals, March 3, 2018 vs. TOR (Evgeny Kuznetsov at 3:50 and Alex Ovechkin at 6:19 of 1st Period) (Navy-Marine Corps Memorial Stadium) (SS)

FASTEST TWO GOALS, ONE TEAM, FROM START OF ANY PERIOD

- 2:57 — Toronto Maple Leafs, March 13, 2022 at BUF (Ondrej Kase at 0:40 and Auston Matthews at 2:57 of 2nd Period) (Tim Hortons Field) (HC)

MOST POWER-PLAY GOALS, ONE TEAM, GAME

- 3 — Chicago Blackhawks, Jan. 1, 2009 vs. DET (Wrigley Field) (WC)

MOST POWER-PLAY GOALS, BOTH TEAMS, GAME

- 5 — Chicago Blackhawks (3)-Detroit Red Wings (2), Jan. 1, 2009 (Wrigley Field) (WC)

MOST SHORTHANDED GOALS, ONE TEAM, GAME

- 1 — *Calgary Flames, Feb. 20, 2011 vs. MTL (McMahon Stadium) (HC)*
- *Edmonton Oilers, Oct. 23, 2016 at WPG (Investors Group Field) (HC)*
- Buffalo Sabres, March 13, 2022 vs. TOR (Tim Hortons Field) (HC)

MOST SHORTHANDED GOALS, BOTH TEAMS, GAME

- 1 — *Calgary Flames (1)-Montreal Canadiens (0), Feb. 20, 2011 (McMahon Stadium) (HC)*
- *Edmonton Oilers (1)-Winnipeg Jets (0), Oct. 23, 2016 (Investors Group Field) (HC)*
- Buffalo Sabres (1)-Toronto Maple Leafs (0), March 13, 2022 (Tim Hortons Field) (HC)

MOST SHOTS ON GOAL, ONE TEAM, GAME

- 45 — Winnipeg Jets, Oct. 26, 2019 vs. CGY (Mosaic Stadium) (HC)

MOST SHOTS ON GOAL, ONE TEAM, PERIOD

21 — Montreal Canadiens, Feb. 20, 2011 at CGY (2nd Period) (McMahon Stadium) (HC)

MOST SHOTS ON GOAL, BOTH TEAMS, GAME

80 — Detroit Red Wings (43)-Chicago Blackhawks (37), Jan. 1, 2009 (Wrigley Field) (WC)
— Pittsburgh Penguins (43)-Philadelphia Flyers (37), Feb. 23, 2019 (Lincoln Financial Field) (SS)

MOST SHOTS ON GOAL, BOTH TEAMS, PERIOD

32 — Montreal Canadiens (21)-Calgary Flames (11), Feb. 20, 2011 (2nd Period) (McMahon Stadium) (HC)

MOST HITS, ONE TEAM, GAME (Since 2005-06)

50 — New York Rangers, Jan. 2, 2012 at PHI (Citizens Bank Park) (WC)
— Pittsburgh Penguins, Feb. 25, 2017 vs. PHI (Heinz Field) (SS)

MOST HITS, ONE TEAM, PERIOD (Since 2005-06)

26 — Pittsburgh Penguins, Feb. 25, 2017 vs. PHI (1st Period) (Heinz Field) (SS)

MOST HITS, BOTH TEAMS, GAME (Since 2005-06)

94 — San Jose Sharks (49)-Los Angeles Kings (45), Feb. 21, 2015 (Levi's Stadium) (SS)

MOST HITS, BOTH TEAMS, PERIOD (Since 2005-06)

42 — Pittsburgh Penguins (26)-Philadelphia Flyers (16), Feb. 25, 2017 (1st Period) (Heinz Field) (SS)

MOST BLOCKED SHOTS, ONE TEAM, GAME (Since 2005-06)

24 — Washington Capitals, March 3, 2018 vs. TOR (Navy-Marine Corps Memorial Stadium) (SS)

MOST BLOCKED SHOTS, ONE TEAM, PERIOD (Since 2005-06)

12 — Philadelphia Flyers, Feb. 23, 2019 vs. PIT (2nd Period) (Lincoln Financial Field) (SS)

MOST BLOCKED SHOTS, BOTH TEAMS, GAME (Since 2005-06)

38 — Ottawa Senators (19)-Montreal Canadiens (19), Dec. 16, 2017 (Lansdowne Park) (NC)

MOST BLOCKED SHOTS, BOTH TEAMS, PERIOD (Since 2005-06)

16 — Montreal Canadiens (9)-Ottawa Senators (7), Dec. 16, 2017 (1st Period) (Lansdowne Park) (NC)

MOST PENALTY MINUTES, ONE TEAM, GAME

32 — Toronto Maple Leafs, March 13, 2022 at BUF (Tim Hortons Field) (HC)

MOST PENALTY MINUTES, BOTH TEAMS, GAME

62 — Toronto Maple Leafs (32)-Buffalo Sabres (30), March 13, 2022 (Tim Hortons Field) (HC)

* * * * *

SKATER RECORDS

MOST GAMES PLAYED, CAREER

7 — James van Riemsdyk (PHI, TOR) (2010 WC, 2012 WC, 2014 WC, 2017 CC, 2018 SS, 2019 SS, 2021 LT)

MOST WINS, CAREER

5 — Ryan McDonagh (5 GP)

MOST GOALS, CAREER

4 — David Pastrnak (3 GP)

MOST GOALS, GAME

3 — Tyler Toffoli, Los Angeles Kings, Feb. 15, 2020 at COL (Falcon Stadium) (SS)
— David Pastrnak, Boston Bruins, Feb. 21, 2021 vs. PHI (Edgewood Tahoe Resort) (LT)

MOST GOALS, PERIOD

- 2 — Jiri Hudler, Detroit Red Wings, Jan. 1, 2009 at CHI (2nd Period) (Wrigley Field) (WC)
- Patrik Elias, New Jersey Devils, Jan. 26, 2014 vs. NYR (1st Period) (Yankee Stadium) (SS)
- Mats Zuccarello, New York Rangers, Jan. 26, 2014 at NJD (2nd Period) (Yankee Stadium) (SS)
- Vladimir Tarasenko, St. Louis Blues, Jan. 2, 2017 vs. CHI (3rd Period) (Busch Stadium) (WC)
- Tyler Toffoli, Los Angeles Kings, Feb. 15, 2020 at COL (3rd Period) (Falcon Stadium) (SS)
- Jordan Kyrrou, St. Louis Blues, Jan. 1, 2022 at MIN (2nd Period) (Target Field) (WC)
- Jake DeBrusk, Boston Bruins, Jan. 2, 2023 vs. PIT (3rd Period) (Fenway Park) (WC)

MOST GAME-WINNING GOALS, CAREER

- 2 — Brad Richards (5 GP)

MOST ASSISTS, CAREER

- 7 — Henrik Zetterberg (4 GP)

MOST ASSISTS, GAME

- 3 — Marian Hossa, Detroit Red Wings, Jan. 1, 2009 at CHI (Wrigley Field) (WC)
- Henrik Zetterberg, Detroit Red Wings, Jan. 1, 2009 at CHI (Wrigley Field) (WC)
- Henrik Zetterberg, Detroit Red Wings, Jan. 1, 2017 at TOR (Exhibition Stadium) (CC)

MOST ASSISTS, PERIOD

- 2 — 23 tied, most recently Steven Stamkos, Tampa Bay Lightning, Feb. 26, 2022 at NSH (2nd Period) (Nissan Stadium) (SS)

MOST POINTS, CAREER

- 7 — Jonathan Toews (2-5—7 in 6 GP)
- Henrik Zetterberg (0-7—7 in 4 GP)

MOST POINTS, GAME

- 4 — Jordan Kyrrou (2-2—4), St. Louis Blues, Jan. 1, 2022 at MIN (Target Field) (WC)

MOST POINTS, PERIOD

- 4 — Jordan Kyrrou (2-2—4), St. Louis Blues, Jan. 1, 2022 at MIN (2nd Period) (Target Field) (WC)

MOST GOALS, ROOKIE, GAME

- 2 — Anthony Mantha, Detroit Red Wings, Jan. 1, 2017 at TOR (Exhibition Stadium) (CC)
- Auston Matthews, Toronto Maple Leafs, Jan. 1, 2017 vs. DET (Exhibition Stadium) (CC)
- Peyton Krebs, Buffalo Sabres, March 13, 2022 vs. TOR (Tim Hortons Field) (HC)

MOST ASSISTS, ROOKIE, GAME

- 2 — *Connor Brown, Toronto Maple Leafs, Jan. 1, 2017 vs. DET (Exhibition Stadium) (CC)*
- *Zach Hyman, Toronto Maple Leafs, Jan. 1, 2017 vs. DET (Exhibition Stadium) (CC)*
- Jake Guentzel, Pittsburgh Penguins, Feb. 25, 2017 vs. PHI (Heinz Field) (SS)

MOST POINTS, ROOKIE, GAME

- 3 — Anthony Mantha (2-1—3), Detroit Red Wings, Jan. 1, 2017 at TOR (Exhibition Stadium) (CC)
- *Connor Brown (1-2—3), Toronto Maple Leafs, Jan. 1, 2017 vs. DET (Exhibition Stadium) (CC)*

FASTEST GOALS, FROM START OF GAME

- 0:21 — Colby Armstrong, Pittsburgh Penguins, Jan. 1, 2008 at BUF (Ralph Wilson Stadium) (WC)

FASTEST GOALS, FROM START OF ANY PERIOD

- 0:21 — Colby Armstrong, Pittsburgh Penguins, Jan. 1, 2008 at BUF (1st Period) (Ralph Wilson Stadium) (WC)

MOST POWER-PLAY GOALS, CAREER

- 2 — James van Riemsdyk (7 GP)

MOST POWER-PLAY GOALS, GAME

- 1 — 39 tied, most recently Martin Necas, Carolina Hurricanes, Feb. 18, 2023 vs. WSH (Carter-Finley Stadium) (SS)

MOST SHORTHANDED GOALS, CAREER

- 1 — Anton Babchuk (1 GP)
- Tage Thompson (1 GP)
- Mark Letestu (2 GP)

MOST SHORTHANDED GOALS, GAME

- 1 — Anton Babchuk, Calgary Flames, Feb. 20, 2011 vs. MTL (McMahon Stadium) (HC)
- Mark Letestu, Edmonton Oilers, Oct. 23, 2016 at WPG (Investors Group Field) (HC)
- Tage Thompson, Buffalo Sabres, March 13, 2022 vs. TOR (Tim Hortons Field) (HC)

MOST SHOTS ON GOAL, CAREER

- 25 — Evgeni Malkin (6 GP)

MOST SHOTS ON GOAL, GAME

- 11 — Rene Bourque, Calgary Flames, Feb. 20, 2011 vs. MTL (McMahon Stadium) (HC)

MOST SHOTS ON GOAL, PERIOD

- 6 — Rene Bourque, Calgary Flames, Feb. 20, 2011 vs. MTL (1st Period) (McMahon Stadium) (HC)
- Vladimir Tarasenko, St. Louis Blues, Jan. 2, 2017 vs. CHI (2nd Period) (Busch Stadium) (WC)

MOST FACE-OFFS TAKEN, CAREER

- 153 — Sidney Crosby (6 GP)

MOST FACE-OFFS TAKEN, GAME

- 38 — Jay McClement, Toronto Maple Leafs, Jan. 1, 2014 at DET (Michigan Stadium) (WC)

MOST FACE-OFFS WON, CAREER

- 84 — Jonathan Toews (6 GP)

MOST FACE-OFFS WONS, GAME

- 21 — Sean Couturier, Philadelphia Flyers, Feb. 23, 2019 vs. PIT (Lincoln Financial Field) (SS)

MOST TIME ON ICE, CAREER

- 152:34 — Duncan Keith (6 GP)

MOST TIME ON ICE, GAME

- 33:02 — Roman Josi, Nashville Predators, Jan. 1, 2020 at DAL (Cotton Bowl Stadium) (WC)

HIGHEST PLUS/MINUS, CAREER

- +6 — Marc Staal (4 GP)
- Brandon Saad (5 GP)

HIGHEST PLUS/MINUS, GAME

- +4 — Marc Staal, New York Rangers, Jan. 26, 2014 at NJD (Yankee Stadium) (SS)
- Anton Stralman, New York Rangers, Jan. 26, 2014 at NJD (Yankee Stadium) (SS)
- Brandon Saad, Chicago Blackhawks, March 1, 2014 vs. PIT (Soldier Field) (SS)
- David Pastrnak, Boston Bruins, Feb. 21, 2021 vs. PHI (Edgewood Tahoe Resort) (LT)
- Peyton Krebs, Buffalo Sabres, March 13, 2022 vs. TOR (Tim Hortons Field) (HC)

MOST HITS, CAREER

- 15 — Scott Hartnell (2 GP)

MOST HITS, GAME

- 13 — Scott Hartnell, Philadelphia Flyers, Jan. 2, 2012 vs. NYR (Citizens Bank Park) (WC)

MOST BLOCKED SHOTS, CAREER

- 12 — Ryan McDonagh (5 GP)

MOST BLOCKED SHOTS, GAME

- 8 — Erik Karlsson, Ottawa Senators, Dec. 16, 2017 vs. MTL (Lansdowne Park) (NC)

GOALTENDER RECORDS

MOST GAMES PLAYED, CAREER

4 — Corey Crawford (CHI) (2014 SS, 2015 WC, 2016 SS, 2017 WC)
— Henrik Lundqvist (NYR) (2012 WC, 2014 SS [2 GP], 2018 WC)

MOST WINS, CAREER

4 — Henrik Lundqvist (4 GP)

MOST SAVES, CAREER

114 — Henrik Lundqvist (4 GP)

MOST SAVES, GAME

43 — David Rittich, Calgary Flames, Oct. 26, 2019 at WPG (Mosaic Stadium) (HC)

MOST SAVES, PERIOD

21 — Miikka Kiprusoff, Calgary Flames, Feb. 20, 2011 vs. MTL (2nd Period) (McMahon Stadium) (HC)

MOST SHOTS AGAINST, CAREER

124 — Corey Crawford (4 GP)

MOST SHOTS AGAINST, GAME

45 — David Rittich, Calgary Flames, Oct. 26, 2019 at WPG (Mosaic Stadium) (HC)

MOST SHOTS AGAINST, PERIOD

21 — Miikka Kiprusoff, Calgary Flames, Feb. 20, 2011 vs. MTL (2nd Period) (McMahon Stadium) (HC)

PENALTY SHOTS

* Daniel Briere (Philadelphia) unsuccessful against Henrik Lundqvist (NY Rangers), at 19:40 of the 3rd Period, Jan. 2, 2012 (Citizens Bank Park) (WC)

* Anze Kopitar (Los Angeles) unsuccessful against Jonas Hiller (Anaheim), at 9:46 of the 1st Period, Jan. 25, 2014 (Dodger Stadium) (SS)

* Derek Stepan (NY Rangers) scored against Cory Schneider (New Jersey), at 10:06 of the 3rd Period, Jan. 26, 2014 (Yankee Stadium) (SS)

* Denis Gurianov (Dallas) unsuccessful against Pekka Rinne (Nashville), at 8:38 of the 1st Period, Jan. 1, 2020 (Cotton Bowl Stadium) (WC)

OUTDOOR NHL GAME REGISTER

2023 Tim Hortons NHL Heritage Classic Participants in Red/Italics

Skater	GP	G	A	P	+/-	PIM	Team(s)
ABDELKADER, Justin	2	2	0	2	-1	2	DET 2014, DET 2016
ACCIARI, Noel	1	0	0	0	-1	0	BOS 2019
ADAMS, Craig	3	0	0	0	-2	0	CHI 2009, PIT 2011, PIT 2014
ADDISON, Calen	1	0	0	0	-2	0	MIN 2022
AFINOGENOV, Maxim	1	0	0	0	E	2	BUF 2008
AHO, Sebastian	1	0	0	0	E	0	CAR 2023
ALFREDSSON, Daniel	1	1	0	1	1	0	DET 2014
ALLEN, Bryan	1	0	0	0	1	2	ANA 2014
ALZNER, Karl	3	0	0	0	E	0	WSH 2011, WSH 2015, MTL 2017
AMADIO, Michael	1	0	0	0	E	0	LAK 2020
ANDERSSON, Joakim	1	0	0	0	-1	0	DET 2014
<i>ANDERSSON, Rasmus</i>	<i>1</i>	<i>0</i>	<i>0</i>	<i>0</i>	<i>E</i>	<i>0</i>	<i>CGY 2019</i>
ANDREOFF, Andy	1	0	0	0	-1	2	PHI 2021
ANISIMOV, Artem	4	0	0	0	-2	4	NYR 2012, CHI 2016, CHI 2017, CHI 2019
ARMIA, Joel	1	0	0	0	E	0	WPG 2016
ARMSTRONG, Colby	1	1	0	1	1	4	PIT 2008
ARVIDSSON, Viktor	1	0	0	0	E	0	NSH 2020
ASHAM, Arron	2	0	0	0	E	0	PHI 2010, PIT 2011
ASPLUND, Rasmus	1	0	0	0	-1	0	BUF 2022
ASTON-REESE, Zach	1	0	1	1	1	0	PIT 2019
ATHANASIOU, Andreas	2	0	0	0	-1	0	DET 2016, DET 2017
AUBE-KUBEL, Nicolas	2	0	0	0	-2	0	PHI 2021, WSH 2023
BABCHUK, Anton	1	1	0	1	1	0	CGY 2011
<i>BACKLUND, Mikael</i>	<i>2</i>	<i>0</i>	<i>0</i>	<i>0</i>	<i>E</i>	<i>0</i>	<i>CGY 2011, CGY 2019</i>
BACKSTROM, Nicklas	4	1	3	4	1	4	WSH 2011, WSH 2015, WSH 2018, WSH 2023
BAILEY, Josh	1	0	0	0	E	0	NYI 2014
BAILEY, Justin	1	0	0	0	-1	0	PHI 2019
BARBASHEV, Ivan	1	1	1	2	1	0	STL 2022
BARBERIO, Mark	1	0	1	1	3	0	MTL 2016
BARKER, Cam	1	0	0	0	E	0	CHI 2009
BARRIE, Tyson	1	1	0	1	-3	0	COL 2016
BARTULIS, Oskars	1	0	0	0	E	2	PHI 2010
BEAGLE, Jay	3	0	1	1	E	0	WSH 2011, WSH 2015, WSH 2018
BEAUCHEMIN, Francois	2	0	0	0	2	0	ANA 2014, COL 2016
BEAULIEU, Nathan	2	0	1	1	1	2	MTL 2016, BUF 2018
BEGIN, Steve	2	0	0	0	-3	0	MTL 2003, BOS 2010
BELESKEY, Matt	2	1	0	1	2	0	ANA 2014, BOS 2016
BELLEMARE, Pierre-Edouard	4	0	0	0	E	7	PHI 2017, COL 2020, COL 2021, TBL 2022
BENN, Jamie	1	0	1	1	E	0	DAL 2020
BENN, Jordie	2	0	0	0	-2	0	MTL 2017, MIN 2022
BENNETT, Sam	1	0	0	0	E	2	CGY 2019
BENNING, Matt	1	0	0	0	-1	2	NSH 2022
BERGERON, Marc-Andre	1	0	0	0	-1	0	EDM 2003
BERGERON, Patrice	5	1	3	4	5	0	BOS 2010, BOS 2016, BOS 2019, BOS 2021, BOS 2023
BERGLUND, Patrik	1	1	0	1	1	0	STL 2017
BERNIER, Steve	1	0	0	0	-1	0	NJD 2014
BERTUZZI, Todd	1	0	0	0	E	0	DET 2014
BETTS, Blair	1	0	0	0	E	0	PHI 2010
BICKEL, Stu	1	0	0	0	1	0	NYR 2012
BICKELL, Bryan	2	1	0	1	E	2	CHI 2014, CHI 2015
BIEKSA, Kevin	1	0	0	0	-1	0	VAN 2014
BIGRAS, Chris	1	0	0	0	1	2	COL 2016
BITETTO, Anthony	1	0	0	0	E	0	WPG 2019
BITZ, Byron	1	0	0	0	E	0	BOS 2010
BJORK, Anders	1	0	0	0	-1	4	BOS 2021
BJUGSTAD, Nick	2	0	1	1	-1	0	PIT 2019, MIN 2022
BLACKWELL, Colin	1	0	0	0	-1	4	NSH 2020
BLUEGER, Teddy	1	0	0	0	E	2	PIT 2023
BODNARCHUK, Andrew	1	0	0	0	E	2	COL 2016
BOGOSIAN, Zach	1	0	0	0	-1	4	BUF 2018
BOLLAND, Dave	1	0	0	0	E	0	CHI 2009
BOLLIG, Brandon	1	0	0	0	E	0	CHI 2014
BONINO, Nick	3	1	1	2	2	0	ANA 2014, PIT 2017, NSH 2020

Skater	GP	G	A	P	+/-	PIM	Team(s)
BOOTH, David	1	0	0	0	1	0	VAN 2014
BORTUZZO, Robert	1	0	0	0	-2	0	PIT 2014
BOUILLON, Francis	1	0	0	0	E	2	MTL 2003
BOURDON, Marc-Andre	1	0	0	0	-1	0	PHI 2012
BOURQUE, Gabriel	1	0	0	0	E	0	WPG 2019
BOURQUE, Rene	1	2	0	2	1	0	CGY 2011
BOUWMEESTER, Jay	2	0	1	1	E	2	CGY 2011, STL 2017
BOYCHUK, Johnny	1	0	0	0	E	2	BOS 2010
BOYLE, Brian	3	0	2	2	2	4	NYR 2012, NYR 2014 (x2)
BOZAK, Tyler	4	1	0	1	E	0	TOR 2014, TOR 2017, TOR 2018, STL 2022
BRASSARD, Derick	3	0	3	3	3	2	NYR 2014 (x2), OTT 2017
BRAUN, Justin	1	0	0	0	E	0	SJS 2015
BREWER, Eric	1	1	0	1	E	0	EDM 2003
BRIERE, Daniel	2	0	0	0	E	2	PHI 2010, PHI 2012
BRISEBOIS, Patrice	1	0	2	2	1	0	MTL 2003
BRODIE, TJ	2	0	1	1	-1	4	CGY 2019, TOR 2022
BRODZIAK, Kyle	1	0	0	0	E	0	STL 2017
BROUWER, Troy	2	1	0	1	-1	2	CHI 2009, WSH 2015
BROWN, Connor	2	1	2	3	E	2	TOR 2017, TOR 2018
BROWN, Dustin	3	0	0	0	-1	2	LAK 2014, LAK 2015, LAK 2020
BROWN, Logan	1	0	0	0	-1	2	STL 2022
BRUNNER, Damien	1	0	0	0	-1	0	NJD 2014
BRYSON, Jacob	1	0	0	0	1	0	BUF 2022
BUCHNEVICH, Pavel	2	0	1	1	1	0	NYR 2018, STL 2022
BULIS, Jan	1	0	0	0	E	0	MTL 2003
BUNNAMAN, Connor	1	0	0	0	E	0	PHI 2021
BUNTING, Michael	1	0	0	0	-2	12	TOR 2022
BURAKOVSKY, Andre	3	0	0	0	E	4	WSH 2018, COL 2020, COL 2021
BURMISTROV, Alexander	1	0	0	0	E	0	WPG 2016
BURNS, Brent	2	1	1	2	-1	0	SJS 2015, CAR 2023
BURROWS, Alexandre	2	0	0	0	-1	2	VAN 2014, OTT 2017
BYFUGLIEN, Dustin	2	0	0	0	-3	2	CHI 2009, WPG 2016
BYRAM, Bowen	1	0	0	0	E	0	COL 2021
BYRON, Paul	2	2	0	2	1	0	MTL 2016, MTL 2017
CALLAHAN, Ryan	3	0	2	2	1	2	NYR 2012, NYR 2014 (x2)
CALVERT, Matt	2	0	0	0	E	0	COL 2020, COL 2021
CAMMALLERI, Michael	1	0	0	0	-1	0	MTL 2011
CAMPBELL, Brian	3	1	1	2	-4	4	BUF 2008, CHI 2009, CHI 2017
CARCILLO, Daniel	4	1	0	1	E	11	PHI 2010, NYR 2014 (x2), CHI 2015
CAREY, Paul	1	1	0	1	1	0	NYR 2018
CARLE, Matt	2	0	1	1	-1	2	PHI 2010, PHI 2012
CARLO, Brandon	3	0	0	0	2	4	BOS 2019, BOS 2021, BOS 2023
CARLSON, John	3	1	2	3	-1	4	WSH 2011, WSH 2015, WSH 2018
CARR, Daniel	2	0	0	0	-1	0	MTL 2016, MTL 2017
CARRICK, Connor	1	0	1	1	1	0	TOR 2017
CARRIER, William	1	0	0	0	-1	2	VGK 2021
CARTER, Jeff	5	0	3	3	-4	4	PHI 2010, LAK 2014, LAK 2015, LAK 2020, PIT 2023
CARTER, Ryan	2	1	1	2	E	4	NJD 2014, MIN 2016
CAVE, Colby	1	0	0	0	-1	0	BOS 2019
CECI, Cody	2	1	0	1	2	0	OTT 2014, OTT 2017
CERNAK, Erik	1	0	0	0	E	0	TBL 2022
CHABOT, Thomas	1	0	0	0	E	2	OTT 2017
CHARA, Zdeno	3	0	1	1	E	2	BOS 2010, BOS 2016, BOS 2019
CHATFIELD, Jalen	1	0	1	1	2	0	CAR 2023
CHELIOS, Chris	1	0	0	0	E	0	DET 2009
CHIAROT, Ben	1	0	0	0	E	0	WPG 2016
CHIMERA, Jason	3	0	2	2	3	4	EDM 2003, WSH 2011, WSH 2015
CHRISTENSEN, Erik	1	0	0	0	E	0	PIT 2008
CIRELLI, Anthony	1	0	0	0	1	0	TBL 2022
CIZIKAS, Casey	1	0	0	0	E	0	NYI 2014
CLAESSON, Fredrik	1	0	0	0	1	0	OTT 2017
CLARKSON, David	1	0	0	0	E	0	TOR 2014
CLEARY, Daniel	2	0	1	1	E	0	DET 2009, DET 2014
CLIFFORD, Kyle	2	1	0	1	1	5	LAK 2014, LAK 2015
CLIFTON, Connor	2	0	2	2	2	0	BOS 2021, BOS 2023
CLOWE, Ryane	1	0	1	1	-2	0	NJD 2014
CLUTTERBUCK, Cal	1	0	1	1	E	0	NYI 2014

Skater	GP	G	A	P	+/-	PIM	Team(s)
COBURN, Braydon	2	0	0	0	1	0	PHI 2010, PHI 2012
COGLIANO, Andrew	2	1	0	1	2	0	ANA 2014, DAL 2020
COLE, Ian	2	0	0	0	1	0	PIT 2017, COL 2020
COLTON, Ross	1	0	0	0	E	0	TBL 2022
COMEAU, Blake	2	1	1	2	E	4	COL 2016, DAL 2020
COMPHER, J.T.	2	0	0	0	-2	0	COL 2020, COL 2021
CONACHER, Cory	1	0	0	0	E	0	OTT 2014
CONDRA, Erik	1	0	1	1	1	0	OTT 2014
CONNOLLY, Brett	2	0	0	0	-1	0	BOS 2016, WSH 2018
CONNOLLY, Tim	1	0	1	1	E	2	BUF 2008
CONNOR, Kyle	2	0	1	1	E	0	WPG 2016, WPG 2019
COOKE, Matt	1	0	0	0	E	0	PIT 2011
COPP, Andrew	1	0	0	0	E	2	WPG 2019
COUSINS, Nick	1	0	0	0	-1	0	PHI 2017
COUTURE, Logan	1	0	0	0	1	0	SJS 2015
COUTURIER, Sean	4	2	2	4	-3	2	PHI 2012, PHI 2017, PHI 2019, PHI 2021
COYLE, Charlie	3	1	0	1	1	0	MIN 2016, BOS 2021, BOS 2023
COZENS, Dylan	1	0	1	1	3	10	BUF 2022
CROSBY, Sidney	6	2	2	4	-3	0	PIT 2008, PIT 2011, PIT 2014, PIT 2017, PIT 2019, PIT 2023
CROSS, Cory	1	0	0	0	-1	2	EDM 2003
CULLEN, Matt	2	1	0	1	1	2	PIT 2017, PIT 2019
DACKELL, Andreas	1	0	0	0	-1	0	MTL 2003
DAHLIN, Rasmus	1	0	0	0	E	2	BUF 2022
DAHLSTROM, Carl	2	0	0	0	1	0	CHI 2019, WPG 2019
DALPE, Zac	1	0	0	0	-1	0	VAN 2014
D'AMIGO, Jerry	1	0	0	0	E	0	TOR 2014
DANAULT, Phillip	2	0	0	0	-2	6	CHI 2016, MTL 2017
DATSYUK, Pavel	3	1	0	1	2	4	DET 2009, DET 2014, DET 2016
de HAAN, Calvin	2	0	0	0	3	0	NYI 2014, CAR 2023
DeBRINCAT, Alex	1	0	0	0	-1	0	CHI 2019
DeBRUSK, Jake	3	2	0	2	1	0	BOS 2019, BOS 2021, BOS 2023
DeKEYSER, Danny	3	0	0	0	-3	2	DET 2014, DET 2016, DET 2017
DEL ZOTTO, Michael	1	0	0	0	E	0	NYR 2012
DERMOTT, Travis	1	0	1	1	1	2	TOR 2018
DESHARNAIS, David	3	1	0	1	E	4	MTL 2011, MTL 2016, NYR 2018
DESJARDINS, Andrew	3	0	0	0	-1	0	SJS 2015, CHI 2016, CHI 2017
DESLAURIERS, Nicolas	1	0	0	0	E	0	MTL 2017
DESPRES, Simon	1	0	0	0	-1	4	PIT 2014
DIAZ, Raphael	1	0	0	0	-1	0	VAN 2014
DICKINSON, Jason	1	0	1	1	1	0	DAL 2020
DILLON, Brenden	1	0	0	0	E	2	SJS 2015
DJOOS, Christian	1	0	0	0	E	0	WSH 2018
DONOVAN, Matt	1	0	1	1	1	0	NYI 2014
DONSKOI, Joonas	2	0	0	0	-2	2	COL 2020, COL 2021
DOUGHTY, Drew	3	0	0	0	2	2	LAK 2014, LAK 2015, LAK 2020
<i>DRAISAITL, Leon</i>	<i>1</i>	<i>0</i>	<i>0</i>	<i>0</i>	<i>E</i>	<i>0</i>	<i>EDM 2016</i>
DRAPER, Kris	1	0	0	0	-1	0	DET 2009
DROUIN, Jonathan	1	0	0	0	-2	0	MTL 2017
DUBINSKY, Brandon	1	0	1	1	1	0	NYR 2012
DUCHENE, Matt	4	1	1	2	E	0	COL 2016, OTT 2017, NSH 2020, NSH 2022
DUHAIME, Brandon	1	0	0	0	-2	0	MIN 2022
DUMBA, Matt	2	1	0	1	3	2	MIN 2016, MIN 2022
DUMONT, Gabriel	1	0	0	0	E	0	OTT 2017
DUMOULIN, Brian	3	0	1	1	E	2	PIT 2017, PIT 2019, PIT 2023
DUPUIS, Pascal	1	0	0	0	-1	0	PIT 2011
DVORAK, Radek	1	0	1	1	1	0	EDM 2003
DZINGEL, Ryan	1	0	0	0	E	0	OTT 2017
EAGER, Ben	1	1	0	1	E	2	CHI 2009
EAKIN, Cody	1	0	0	0	E	0	BUF 2022
EAVES, Patrick	1	0	0	0	E	0	DET 2014
EBERLE, Jordan	1	0	0	0	E	0	EDM 2016
EDLER, Alexander	1	0	0	0	-1	0	VAN 2014
EDMUNDSON, Joel	1	0	0	0	2	0	STL 2017
EHLERS, Nikolaj	2	0	0	0	-1	0	WPG 2016, WPG 2019
EICHEL, Jack	1	0	0	0	-1	0	BUF 2018
<i>EKHOLM, Mattias</i>	<i>2</i>	<i>0</i>	<i>0</i>	<i>0</i>	<i>-2</i>	<i>0</i>	<i>NSH 2020, NSH 2022</i>
ELIAS, Patrik	1	2	0	2	E	2	NJD 2014

Skater	GP	G	A	P	+/-	PIM	Team(s)
ELLER, Lars	4	0	0	0	E	6	MTL 2011, MTL 2016, WSH 2018, WSH 2023
ELLIS, Ryan	1	0	0	0	E	0	NSH 2020
EMELIN, Alexei	1	0	1	1	3	0	MTL 2016
ENGELLAND, Deryk	2	0	0	0	-2	0	PIT 2011, PIT 2014
ENGVALL, Pierre	1	0	0	0	E	2	TOR 2022
ENSTROM, Toby	1	0	0	0	-1	0	WPG 2016
ERICSSON, Jonathan	2	1	0	1	2	0	DET 2016, DET 2017
ERIKSSON, Loui	1	0	0	0	E	0	BOS 2016
ERSKINE, John	1	0	1	1	E	7	WSH 2011
FABBRI, Robby	1	0	2	2	2	2	STL 2017
FABBRO, Dante	2	1	0	1	-1	0	NSH 2020, NSH 2022
FAKSA, Radek	1	0	1	1	1	2	DAL 2020
FARABEE, Joel	1	1	0	1	-2	0	PHI 2021
FAST, Jesper	2	0	1	1	E	0	NYR 2018, CAR 2023
FAULK, Justin	1	0	0	0	E	0	STL 2022
FAYNE, Mark	1	0	1	1	1	2	NJD 2014
FEDOTENKO, Ruslan	1	0	0	0	-1	0	NYR 2012
FEHERVARY, Martin	1	0	0	0	E	0	WSH 2023
FEHR, Eric	3	3	1	4	3	2	WSH 2011, WSH 2015, PIT 2017
FERENCE, Andrew	1	0	0	0	E	0	BOS 2010
FERGUSON, Scott	1	0	0	0	-1	0	EDM 2003
FERRARO, Landon	1	0	0	0	E	0	BOS 2016
FIALA, Kevin	1	1	0	1	E	0	MIN 2022
FILPPULA, Valtteri	1	0	0	0	-1	2	DET 2009
FISTRIC, Mark	1	0	0	0	E	0	ANA 2014
FLEISCHMANN, Tomas	1	0	0	0	1	0	MTL 2016
FLYNN, Brian	1	0	1	1	2	0	MTL 2016
FOLIGNO, Marcus	1	0	0	0	E	0	MIN 2022
FOLIGNO, Nick	1	0	0	0	E	0	BOS 2023
FOLIN, Christian	1	0	0	0	E	0	MIN 2016
FONTAINE, Justin	1	0	1	1	E	0	MIN 2016
FOOTE, Cal	1	0	1	1	1	0	TBL 2022
FORBORT, Derek	1	0	0	0	-1	0	BOS 2023
FORSBACKA KARLSSON, Jakob	1	0	0	0	-1	0	BOS 2019
FORSBERG, Filip	2	1	1	2	E	0	NSH 2020, NSH 2022
FORSLING, Gustav	1	0	0	0	-1	2	CHI 2019
FOWLER, Cam	1	0	0	0	1	0	ANA 2014
FRANSON, Cody	1	0	0	0	-2	0	TOR 2014
FRANZEN, Johan	1	0	1	1	2	0	DET 2009
FRASER, Colin	2	0	0	0	-1	2	CHI 2009, LAK 2014
FRATTIN, Matt	1	0	0	0	-1	0	LAK 2014
FREDERIC, Trent	2	1	0	1	-1	0	BOS 2021, BOS 2023
FRIEDMAN, Mark	2	0	0	0	-1	0	PHI 2021, PIT 2023
FRK, Martin	1	0	0	0	-1	0	LAK 2020
FROESE, Byron	1	0	0	0	E	2	MTL 2017
FROLIK, Michael	1	0	0	0	E	0	CGY 2019
GABORIK, Marian	2	1	0	1	E	0	NYR 2012, LAK 2015
GAGNE, Simon	1	0	0	0	E	0	PHI 2010
GALCHENYUK, Alex	2	0	0	0	-3	0	MTL 2016, MTL 2017
GALLAGHER, Brendan	2	1	1	2	1	0	MTL 2016, MTL 2017
GARDINER, Jake	3	0	2	2	1	0	TOR 2014, TOR 2017, TOR 2018
GARRISON, Jason	1	1	0	1	-1	0	VAN 2014
GAUDREAU, Frederick	1	0	0	0	-1	0	MIN 2022
GAUDREAU, Johnny	1	0	1	1	E	0	CGY 2019
GAUNCE, Cameron	1	0	0	0	E	2	PIT 2017
GAUSTAD, Paul	1	0	0	0	E	0	BUF 2008
GAUTHIER, Frederik	1	0	0	0	E	0	TOR 2017
GELINAS, Eric	1	0	0	0	-2	0	NJD 2014
GETZLAF, Ryan	1	0	1	1	1	0	ANA 2014
GIBBONS, Brian	1	0	0	0	-1	0	PIT 2014
GILL, Hal	1	0	0	0	E	2	MTL 2011
GIONTA, Brian	1	0	0	0	-1	0	MTL 2011
GIONTA, Stephen	1	0	0	0	-1	0	NJD 2014
GIORDANO, Mark	2	0	0	0	1	2	CGY 2011, CGY 2019
GIRARD, Samuel	2	2	0	2	1	0	COL 2020, COL 2021
GIRARDI, Dan	3	0	0	0	E	0	NYR 2012, NYR 2014 (x2)
GIRGENSONS, Zengus	1	0	0	0	-1	0	BUF 2018

Skater	GP	G	A	P	+/-	PIM	Team(s)
GIROUX, Claude	4	2	2	4	3	0	PHI 2010, PHI 2012, PHI 2017, PHI 2019
GLASS, Cody	1	0	0	0	1	0	VGK 2021
GLASS, Tanner	1	0	0	0	-2	2	PIT 2014
GLENCROSS, Curtis	1	0	1	1	1	0	CGY 2011
GLENDENING, Luke	3	0	1	1	E	0	DET 2014, DET 2016, DET 2017
GOLIGOSKI, Alex	2	0	1	1	1	0	PIT 2011, MIN 2022
GOMEZ, Scott	1	0	0	0	E	0	MTL 2011
GONCHAR, Sergei	1	0	0	0	E	0	PIT 2008
GORGES, Josh	1	0	0	0	-1	0	BUF 2018
GOSTISBEHERE, Shayne	3	1	0	1	-3	4	PHI 2017, PHI 2019, PHI 2021
GRABNER, Michael	2	1	0	1	1	0	NYI 2014, NYR 2018
GRANLUND, Mikael	3	0	1	1	-1	0	MIN 2016, NSH 2020, NSH 2022
GRAVES, Ryan	2	0	0	0	E	0	COL 2020, COL 2021
GREEN, Mike	3	0	3	3	3	4	WSH 2011, WSH 2015, DET 2016
GREENE, Andy	1	0	0	0	E	0	NJD 2014
GREENE, Matt	1	0	0	0	E	0	LAK 2015
GREENING, Colin	1	1	0	1	1	2	OTT 2014
GREENWAY, Jordan	1	0	0	0	-1	0	MIN 2022
GRIFFITH, Seth	1	0	0	0	-3	0	BOS 2016
GRIGORENKO, Mikhail	1	0	1	1	1	0	COL 2016
GRIMALDI, Rocco	1	0	0	0	E	0	NSH 2020
GRYBA, Eric	2	0	1	1	1	4	OTT 2014, EDM 2016
GRZELCYK, Matt	2	0	2	2	3	6	BOS 2019, BOS 2023
GUDAS, Radko	1	0	0	0	E	0	PHI 2017
GUENTZEL, Jake	3	0	2	2	1	2	PIT 2017, PIT 2019, PIT 2023
GUNNARSSON, Carl	2	0	0	0	2	0	TOR 2014, STL 2017
GURIANOV, Denis	1	0	0	0	E	0	DAL 2020
GUSTAFSSON, David	1	0	0	0	E	0	WPG 2019
GUSTAFSSON, Erik	3	0	1	1	E	2	CHI 2019, PHI 2021, WSH 2023
HAGELIN, Carl	4	1	0	1	E	0	NYR 2012, NYR 2014 (x2), PIT 2017
HAGG, Robert	3	0	1	1	1	4	PHI 2019, PHI 2021, BUF 2022
HAGMAN, Niklas	1	0	0	0	E	0	CGY 2011
HAGUE, Nicolas	1	0	0	0	1	0	VGK 2021
HAINSEY, Ron	2	0	0	0	E	0	PIT 2017, TOR 2018
HALL, Adam	1	0	0	0	E	0	PIT 2008
HALL, Taylor	1	0	1	1	E	0	BOS 2023
HALPERN, Jeff	1	0	0	0	E	0	MTL 2011
HAMHUIS, Dan	2	0	1	1	-1	0	VAN 2014, NSH 2020
HAMONIC, Travis	1	0	0	0	E	0	CGY 2019
HAMRLIK, Roman	1	0	0	0	-1	4	MTL 2011
HANDZUS, Michal	1	0	1	1	1	0	CHI 2014
HANIFIN, Noah	1	0	0	0	E	0	CGY 2019
HANNAN, Scott	2	0	0	0	1	0	WSH 2011, SJS 2015
HANSEN, Jannik	1	0	1	1	-1	2	VAN 2014
HARPUR, Ben	1	0	0	0	E	0	NSH 2022
HARTMAN, Ryan	2	1	1	2	E	4	CHI 2017, MIN 2022
HARTNELL, Scott	2	0	2	2	1	12	PHI 2010, PHI 2012
HATHAWAY, Garnet	1	0	0	0	E	0	WSH 2023
HAULA, Erik	1	1	2	3	3	0	MIN 2016
HAVLAT, Martin	1	1	2	3	E	0	CHI 2009
HAYDEN, John	1	0	0	0	-1	2	BUF 2022
HAYES, Jimmy	1	0	1	1	E	4	BOS 2016
HAYES, Kevin	2	0	3	3	1	2	NYR 2018, PHI 2021
HECHT, Jochen	1	0	0	0	-1	0	BUF 2008
HEDMAN, Victor	1	0	1	1	E	2	TBL 2022
HEINEN, Danton	2	0	1	1	1	0	BOS 2019, PIT 2023
HEISKANEN, Miro	1	0	0	0	1	0	DAL 2020
HELM, Darren	1	1	1	2	3	0	DET 2016
HEMSKY, Ales	1	0	0	0	-2	0	EDM 2003
HENDRICKS, Matt	1	0	0	0	E	0	WSH 2011
HENRIQUE, Adam	1	0	0	0	-3	0	NJD 2014
HERTL, Tomas	1	0	0	0	E	0	SJS 2015
HICKEY, Thomas	1	0	0	0	-1	0	NYI 2014
HIGGINS, Chris	1	0	0	0	-2	0	VAN 2014
HILLEN, Jack	1	0	1	1	1	0	WSH 2015
HINOSTROZA, Vinnie	3	2	1	3	E	2	CHI 2016, CHI 2017, BUF 2022
HINTZ, Roope	1	0	1	1	E	0	DAL 2020

Skater	GP	G	A	P	+/-	PIM	Team(s)
HJALMARSSON, Niklas	4	0	0	0	E	0	CHI 2014, CHI 2015, CHI 2016, CHI 2017
HOFFMAN, Mike	2	0	0	0	E	0	OTT 2014, OTT 2017
HOLDEN, Nick	3	0	0	0	-2	2	COL 2016, NYR 2018, VGK 2021
HOLL, Justin	1	0	0	0	-1	0	TOR 2022
HOLLAND, Peter	1	0	0	0	E	0	TOR 2014
HOLMSTROM, Tomas	1	0	1	1	1	0	DET 2009
HORCOFF, Shawn	1	0	0	0	E	0	EDM 2003
HORNQVIST, Patric	2	0	1	1	1	0	PIT 2017, PIT 2019
HOSSA, Marian	3	0	4	4	2	2	DET 2009, CHI 2014, CHI 2015
HUDLER, Jiri	1	2	1	3	3	0	DET 2009
HUDON, Charles	1	0	0	0	E	0	MTL 2017
HUNWICK, Matt	2	0	0	0	-1	0	BOS 2010, TOR 2017
<i>HYMAN, Zach</i>	<i>2</i>	<i>1</i>	<i>2</i>	<i>3</i>	<i>-1</i>	<i>0</i>	<i>TOR 2017, TOR 2018</i>
IAFALLO, Alex	1	0	2	2	3	0	LAK 2020
IGINLA, Jarome	2	0	1	1	-1	0	CGY 2011, COL 2016
IRWIN, Matt	3	0	0	0	-2	2	SJS 2015, NSH 2020, WSH 2023
ISBISTER, Brad	1	0	0	0	2	0	EDM 2003
JACKMAN, Tim	2	0	0	0	1	5	CGY 2011, ANA 2014
JAGR, Jaromir	2	0	2	2	1	0	PHI 2012, NJD 2014
<i>JANMARK, Mattias</i>	<i>1</i>	<i>1</i>	<i>1</i>	<i>2</i>	<i>1</i>	<i>0</i>	<i>DAL 2020</i>
JARNKROK, Calle	1	0	0	0	E	0	NSH 2020
JARVIS, Seth	1	0	0	0	E	0	CAR 2023
JASKIN, Dmitrij	1	0	0	0	E	0	STL 2017
JEANNOT, Tanner	1	1	0	1	E	2	NSH 2022
JENSEN, Nick	2	0	0	0	-4	2	DET 2017, WSH 2023
JERABEK, Jakub	1	0	0	0	-1	0	MTL 2017
JOHANSEN, Ryan	2	0	1	1	-1	9	NSH 2020, NSH 2022
JOHANSSON, Marcus	3	0	1	1	1	0	WSH 2011, WSH 2015, WSH 2023
JOHNSON, Erik	2	0	0	0	E	0	COL 2016, COL 2020
JOHNSON, Jack	1	0	0	0	1	2	PIT 2019
JOKIHARJU, Henri	1	0	0	0	E	2	BUF 2022
JOKINEN, Jussi	1	0	0	0	1	0	PIT 2014
JOKINEN, Olli	1	0	1	1	E	0	CGY 2011
JOSEFSON, Jacob	2	0	0	0	1	2	NJD 2014, BUF 2018
JOSEPH, Mathieu	1	0	0	0	E	2	TBL 2022
JOSEPH, Pierre-Olivier	1	0	0	0	E	2	PIT 2023
JOSI, Roman	2	0	2	2	E	2	NSH 2020, NSH 2022
JOST, Tyson	2	0	0	0	E	2	COL 2020, COL 2021
JUNEAU, Joe	1	0	0	0	-1	0	MTL 2003
JURCO, Tomas	1	0	0	0	-1	0	DET 2016
<i>KADRI, Nazem</i>	<i>4</i>	<i>1</i>	<i>0</i>	<i>1</i>	<i>-1</i>	<i>2</i>	<i>TOR 2014, TOR 2017, TOR 2018, COL 2021</i>
KAHUN, Dominik	1	1	0	1	1	0	CHI 2019
KALININ, Dmitri	1	0	0	0	E	0	BUF 2008
KAMENEV, Vladislav	1	0	0	0	E	0	COL 2020
KAMPF, David	2	0	1	1	E	0	CHI 2019, TOR 2022
<i>KANE, Evander</i>	<i>1</i>	<i>0</i>	<i>0</i>	<i>0</i>	<i>1</i>	<i>0</i>	<i>BUF 2018</i>
KANE, Patrick	6	1	2	3	-4	2	CHI 2009, CHI 2014, CHI 2015, CHI 2016, CHI 2017, CHI 2019
KAPANEN, Kasper	2	1	0	1	E	0	TOR 2018, PIT 2023
KAPRIZOV, Kirill	1	1	2	3	1	0	MIN 2022
KARLSSON, Erik	2	1	1	2	2	0	OTT 2014, OTT 2017
KARLSSON, Melker	1	0	0	0	-1	0	SJS 2015
KARLSSON, William	1	0	0	0	E	0	VGK 2021
KASE, Ondrej	1	1	0	1	E	0	TOR 2022
KASSIAN, Zack	2	2	1	3	3	2	VAN 2014, EDM 2016
KEITH, Duncan	6	1	2	3	-4	4	CHI 2009, CHI 2014, CHI 2015, CHI 2016, CHI 2017, CHI 2019
KEMPE, Adrian	1	0	0	0	-1	0	LAK 2020
KEMPNY, Michal	2	1	0	1	1	0	CHI 2017, WSH 2018
KENNEDY, Tyler	3	0	0	0	-2	0	PIT 2008, PIT 2011, SJS 2015
KERFOOT, Alex	1	0	1	1	1	0	TOR 2022
KERO, Tanner	1	0	0	0	E	0	CHI 2017
KESLER, Ryan	1	0	0	0	-1	0	VAN 2014
KESSEL, Phil	3	0	2	2	3	0	TOR 2014, PIT 2017, PIT 2019
KHOKHLACHEV, Alex	1	0	0	0	-1	0	BOS 2016
KILGER, Chad	1	0	0	0	-1	2	MTL 2003
KILLORN, Alex	1	0	1	1	1	0	TBL 2022
KINDL, Jakub	1	0	0	0	-1	2	DET 2014
KING, Dwight	2	0	0	0	-2	0	LAK 2014, LAK 2015

Skater	GP	G	A	P	+/-	PIM	Team(s)
KLEFBOM, Oscar	1	0	0	0	1	0	EDM 2016
KLEIN, Kevin	2	0	0	0	E	0	NYR 2014 (x2)
KLINGBERG, John	1	0	2	2	1	0	DAL 2020
KNUBLE, Mike	1	1	0	1	E	2	WSH 2011
KOIVU, Mikko	1	0	0	0	1	2	MIN 2016
KOIVU, Saku	2	0	0	0	1	0	MTL 2003, ANA 2014
KOLESAR, Keegan	1	0	0	0	1	0	VGK 2021
KOMAROV, Leo	2	1	0	1	1	0	TOR 2017, TOR 2018
KONECNY, Travis	1	0	0	0	E	0	PHI 2019
KOPITAR, Anze	3	0	2	2	4	0	LAK 2014, LAK 2015, LAK 2020
KOSTIN, Klim	1	0	0	0	1	0	STL 2022
KOSTITSYN, Andrei	1	0	0	0	E	0	MTL 2011
KOSTOPOULOS, Tom	1	0	0	0	E	0	CGY 2011
KOTALIK, Ales	1	0	0	0	1	0	BUF 2008
KOTKANIEMI, Jesperi	1	1	1	2	2	2	CAR 2023
KREBS, Peyton	1	2	0	2	4	0	BUF 2022
KREIDER, Chris	2	0	0	0	1	0	NYR 2014 (x2)
KREJCI, David	3	0	3	3	1	2	BOS 2010, BOS 2019, BOS 2023
KRONWALL, Niklas	4	0	2	2	E	0	DET 2009, DET 2014, DET 2016, DET 2017
KRUG, Torey	3	1	1	2	E	4	BOS 2016, BOS 2019, STL 2022
KRUGER, Marcus	3	0	0	0	-2	2	CHI 2014, CHI 2015, CHI 2019
KUCHEROV, Nikita	1	1	1	2	E	0	TBL 2022
KUHNHACKL, Tom	1	0	1	1	1	0	PIT 2017
KULEMIN, Nikolay	1	0	0	0	E	0	TOR 2014
KULIKOV, Dmitry	2	0	0	0	-1	2	WPG 2019, MIN 2022
KUNIN, Luke	1	0	0	0	E	0	NSH 2022
KUNITZ, Chris	3	0	0	0	-2	4	PIT 2011, PIT 2014, PIT 2017
KURALY, Sean	2	1	0	1	E	2	BOS 2019, BOS 2021
KUZNETSOV, Evgeny	3	1	2	3	E	2	WSH 2015, WSH 2018, WSH 2023
<i>KYLINGTON, Oliver</i>	<i>1</i>	<i>0</i>	<i>0</i>	<i>0</i>	<i>E</i>	<i>0</i>	<i>CGY 2019</i>
KYROU, Jordan	1	2	2	4	1	0	STL 2022
LADD, Andrew	1	0	0	0	-1	0	CHI 2009
LAICH, Brooks	2	0	0	0	E	2	WSH 2011, WSH 2015
LAINE, Patrik	2	0	1	1	-2	0	WPG 2016, WPG 2019
LANDER, Anton	1	0	0	0	1	0	EDM 2016
LANDESKOG, Gabriel	3	0	2	2	-2	4	COL 2016, COL 2020, COL 2021
LANGDON, Darren	1	0	0	0	E	0	MTL 2003
LAPERRIERE, Ian	1	0	0	0	E	0	PHI 2010
LARAQUE, Georges	2	0	0	0	E	0	EDM 2003, PIT 2008
LARKIN, Dylan	2	1	0	1	-1	0	DET 2016, DET 2017
LARSSON, Adam	1	0	0	0	2	0	EDM 2016
LARSSON, Johan	1	0	0	0	E	0	BUF 2018
LASHOFF, Brian	1	0	0	0	E	0	DET 2014
LATTA, Michael	1	0	0	0	E	0	WSH 2015
LAUGHTON, Scott	1	0	0	0	-2	0	PHI 2019
LAUZON, Jeremy	1	0	0	0	1	0	BOS 2021
LEBDA, Brett	1	1	0	1	1	2	DET 2009
LEDDY, Nick	1	0	1	1	3	0	CHI 2014
LEHTERA, Jori	1	0	1	1	2	0	STL 2017
LETANG, Kris	3	0	2	2	2	2	PIT 2008, PIT 2011, PIT 2019
LETESTU, Mark	2	1	0	1	1	0	PIT 2011, EDM 2016
LEWIS, Trevor	3	0	0	0	E	0	LAK 2014, LAK 2015, LAK 2020
LIDSTROM, Nicklas	1	0	0	0	2	0	DET 2009
LILJA, Andreas	2	0	0	0	-2	2	DET 2009, PHI 2012
LILJEGREN, Timothy	1	0	0	0	E	2	TOR 2022
LINDBLOM, Oskar	1	0	1	1	E	0	PHI 2019
LINDELL, Esa	1	0	1	1	1	0	DAL 2020
<i>LINDHOLM, Elias</i>	<i>1</i>	<i>1</i>	<i>0</i>	<i>1</i>	<i>E</i>	<i>0</i>	<i>CGY 2019</i>
LINDHOLM, Hampus	2	0	0	0	1	4	ANA 2014, BOS 2023
LITTLE, Bryan	1	1	0	1	1	0	WPG 2019
LIZOTTE, Blake	1	0	0	0	E	2	LAK 2020
LOVEJOY, Ben	1	0	0	0	1	0	ANA 2014
LOWRY, Adam	2	0	0	0	-1	2	WPG 2016, WPG 2019
LUCIC, Milan	2	0	0	0	E	2	EDM 2016, CGY 2019
LUFF, Matt	1	0	0	0	-1	0	NSH 2022
LUPUL, Joffrey	1	0	0	0	-1	2	TOR 2014
LYDMAN, Toni	1	0	0	0	E	0	BUF 2008

Skater	GP	G	A	P	+/-	PIM	Team(s)
LYUBUSHKIN, Ilya	1	0	0	0	E	2	TOR 2022
MAATTA, Olli	1	0	0	0	E	0	PIT 2014
MacARTHUR, Clarke	1	1	1	2	1	0	OTT 2014
MacDERMID, Kurtis	1	0	0	0	-1	0	LAK 2020
MacDONALD, Andrew	3	0	1	1	-1	0	NYI 2014, PHI 2017, PHI 2019
MacKINNON, Nathan	3	2	3	5	1	0	COL 2016, COL 2020, COL 2021
MAIR, Adam	1	0	0	0	E	0	BUF 2008
MAKAR, Cale	2	0	0	0	-1	2	COL 2020, COL 2021
MALKIN, Evgeni	6	2	1	3	3	4	PIT 2008, PIT 2011, PIT 2014, PIT 2017, PIT 2019, PIT 2023
MALONE, Ryan	1	0	0	0	-1	0	PIT 2008
MALTBY, Kirk	1	0	0	0	E	0	DET 2009
<i>MANGIAPANE, Andrew</i>	<i>1</i>	<i>0</i>	<i>0</i>	<i>0</i>	<i>E</i>	<i>0</i>	<i>CGY 2019</i>
MANNING, Brandon	1	0	0	0	E	2	PHI 2017
MANTHA, Anthony	2	2	1	3	E	7	DET 2017, WSH 2023
MARA, Paul	1	0	0	0	E	0	MTL 2011
MARCHAND, Brad	3	1	3	4	5	0	BOS 2019, BOS 2021, BOS 2023
MARCHENKO, Alexey	1	0	0	0	-1	0	DET 2016
MARCHESSAULT, Jonathan	1	0	1	1	E	0	VGK 2021
MARKOV, Andrei	2	0	0	0	E	0	MTL 2003, MTL 2016
MARLEAU, Patrick	2	0	1	1	-2	0	SJS 2015, TOR 2018
MARNER, Mitchell	3	1	0	1	-4	0	TOR 2017, TOR 2018, TOR 2022
MAROON, Pat	3	0	0	0	E	7	ANA 2014, EDM 2016, TBL 2022
MARTIN, Matt	2	0	0	0	E	5	NYI 2014, TOR 2017
MARTIN, Paul	1	0	0	0	-1	2	PIT 2011
MARTINEZ, Alec	3	1	0	1	E	0	LAK 2014, LAK 2020, VGK 2021
MARTINOOK, Jordan	1	0	1	1	E	5	CAR 2023
MARTINSEN, Andreas	1	0	0	0	-1	0	CHI 2019
MASHINTER, Brandon	1	0	0	0	-1	0	CHI 2016
MATTHEWS, Auston	2	3	0	3	-2	2	TOR 2017, TOR 2022
MATTHIAS, Shawn	2	0	0	0	-2	0	COL 2016, WPG 2016
McAVOY, Charlie	2	1	0	1	2	0	BOS 2021, BOS 2023
McBAIN, Jamie	1	0	0	0	E	0	LAK 2015
McCABE, Jake	1	0	0	0	-1	0	BUF 2018
McCANN, Jared	1	0	0	0	E	0	PIT 2019
McCARRON, Michael	1	0	0	0	-1	5	NSH 2022
McCLEMENT, Jay	1	0	0	0	E	2	TOR 2014
<i>McDAVID, Connor</i>	<i>1</i>	<i>0</i>	<i>1</i>	<i>1</i>	<i>1</i>	<i>2</i>	<i>EDM 2016</i>
McDONAGH, Ryan	5	0	0	0	1	6	NYR 2012, NYR 2014 (x2), NYR 2018, TBL 2022
McDONALD, Colin	1	0	0	0	E	0	NYI 2014
McGINN, Brock	1	0	0	0	E	0	PIT 2023
McLEOD, Cody	1	0	0	0	-1	4	COL 2016
McNABB, Brayden	1	0	0	0	E	0	LAK 2015
McQUAID, Adam	1	1	0	1	E	2	BOS 2016
MERRILL, Jon	1	0	0	0	-1	0	MIN 2022
MESZAROS, Andrej	1	0	0	0	-1	0	PHI 2012
METHOT, Marc	1	0	0	0	-1	0	OTT 2014
MICHALEK, Milan	1	0	1	1	E	0	OTT 2014
MICHALEK, Zbynek	1	0	0	0	-1	0	PIT 2011
MIKHEYEV, Ilya	1	0	0	0	-1	10	TOR 2022
MIKKOLA, Niko	1	0	0	0	1	2	STL 2022
MILANO, Sonny	1	0	1	1	E	0	WSH 2023
MILLER, Drew	2	0	0	0	-1	0	DET 2014, DET 2017
MILLER, J.T.	1	1	1	2	1	0	NYR 2018
MILLER, Kevan	2	0	0	0	-2	2	BOS 2016, BOS 2019
MITCHELL, John	2	0	2	2	1	0	NYR 2012, COL 2016
MITCHELL, Torrey	1	0	0	0	2	0	MTL 2016
MITCHELL, Willie	1	0	0	0	-1	0	LAK 2014
MITTELSTADT, Casey	1	0	0	0	-1	0	BUF 2022
MOEN, Travis	1	0	0	0	E	0	MTL 2011
MONAHAN, Sean	1	0	1	1	E	4	CGY 2019
MOORE, Dominic	3	1	2	3	E	2	NYR 2014 (x2), TOR 2018
MOORE, John	4	0	3	3	1	0	NYR 2014 (x2), BOS 2019, BOS 2021
MOORE, Trevor	1	0	0	0	E	0	LAK 2020
MOREAU, Ethan	1	0	0	0	-1	0	EDM 2003
MORIN, Samuel	1	0	0	0	-1	0	PHI 2021
MORRIS, Derek	1	0	1	1	E	0	BOS 2010
MORRISON, Brendan	1	0	2	2	1	0	CGY 2011

Skater	GP	G	A	P	+/-	PIM	Team(s)
MORRISSEY, Josh	2	1	0	1	-1	0	WPG 2016, WPG 2019
MORROW, Joe	1	0	0	0	-3	0	BOS 2016
MOSS, David	1	0	0	0	E	0	CGY 2011
MOTTE, Tyler	1	0	0	0	-1	0	CHI 2017
MURPHY, Connor	1	0	0	0	1	0	CHI 2019
MUZZIN, Jake	2	0	1	1	E	2	LAK 2014, LAK 2015
MYERS, Philippe	3	0	0	0	-2	2	PHI 2019, PHI 2021, NSH 2022
MYERS, Tyler	1	0	0	0	E	2	WPG 2016
NASH, Rick	3	1	0	1	E	2	NYR 2014 (x2), NYR 2018
NEAL, James	1	1	0	1	1	0	PIT 2014
NECAS, Martin	1	1	2	3	2	0	CAR 2023
NEIL, Chris	1	0	1	1	1	4	OTT 2014
NELSON, Brock	1	1	0	1	E	0	NYI 2014
NICHUSHKIN, Valeri	2	0	0	0	E	0	COL 2020, COL 2021
NIEDERREITER, Nino	1	1	1	2	3	0	MIN 2016
NIELSEN, Frans	2	0	0	0	-2	0	NYI 2014, DET 2017
NIETO, Matt	2	0	0	0	E	0	SJS 2015, COL 2020
NIEVES, Boo	1	0	1	1	1	0	NYR 2018
NISKANEN, Matt	3	0	0	0	3	4	PIT 2014, WSH 2015, WSH 2018
NOESEN, Stefan	1	0	0	0	E	0	CAR 2023
NOLAN, Jordan	3	0	0	0	1	0	LAK 2014, LAK 2015, BUF 2018
NORDSTROM, Joakim	1	0	0	0	E	0	BOS 2019
NOSEK, Tomas	1	0	0	0	E	0	BOS 2023
<i>NUGENT-HOPKINS, Ryan</i>	<i>1</i>	<i>0</i>	<i>1</i>	<i>1</i>	<i>1</i>	<i>0</i>	<i>EDM 2016</i>
<i>NURSE, Darnell</i>	<i>1</i>	<i>1</i>	<i>0</i>	<i>1</i>	<i>1</i>	<i>2</i>	<i>EDM 2016</i>
NYLANDER, William	3	0	2	2	E	2	TOR 2017, TOR 2018, TOR 2022
NYQUIST, Gustav	3	1	1	2	2	0	DET 2014, DET 2016, DET 2017
ODUYA, Johnny	3	0	0	0	1	4	CHI 2014, CHI 2015, OTT 2017
OKPOSO, Kyle	3	0	3	3	E	4	NYI 2014, BUF 2018, BUF 2022
OLEKSIK, Jamie	1	0	0	0	E	0	DAL 2020
OLOFSSON, Victor	1	0	0	0	-1	0	BUF 2022
O'REILLY, Ryan	2	0	2	2	1	0	BUF 2018, STL 2022
ORLOV, Dmitry	2	0	1	1	-1	2	WSH 2018, WSH 2023
ORPIK, Brooks	5	0	0	0	-3	0	PIT 2008, PIT 2011, PIT 2014, WSH 2015, WSH 2018
ORR, Colton	1	0	0	0	E	0	TOR 2014
OSHIE, T.J.	2	0	0	0	-1	0	WSH 2018, WSH 2023
OTT, Steve	1	0	0	0	E	5	DET 2017
OUELLET, Xavier	1	0	1	1	E	0	DET 2017
OVECHKIN, Alex	3	2	1	3	E	0	WSH 2011, WSH 2015, WSH 2018
PACIORETTY, Max	4	1	1	2	-3	2	MTL 2011, MTL 2016, MTL 2017, VGK 2021
PAETSCH, Nathan	1	0	0	0	E	0	BUF 2008
PAGEAU, Jean-Gabriel	1	1	0	1	2	0	OTT 2017
PAILLE, Daniel	2	0	1	1	1	0	BUF 2008, BOS 2010
PALAT, Ondrej	1	0	0	0	E	0	TBL 2022
PALMIERI, Kyle	1	0	1	1	1	4	ANA 2014
PANARIN, Artemi	2	0	1	1	-3	2	CHI 2016, CHI 2017
PANIK, Richard	2	0	0	0	-2	0	CHI 2016, CHI 2017
PARAYKO, Colton	2	0	0	0	E	2	STL 2017, STL 2022
PARISE, Zach	1	0	0	0	E	2	MIN 2016
PASTRNAK, David	3	4	1	5	5	2	BOS 2019, BOS 2021, BOS 2023
PATRICK, Nolan	2	0	1	1	E	0	PHI 2019, PHI 2021
PAVELSKI, Joe	2	0	0	0	2	0	SJS 2015, DAL 2020
PEARSON, Tanner	1	0	0	0	E	0	PIT 2019
PENNER, Dustin	1	0	0	0	1	0	ANA 2014
PERLINI, Brendan	1	1	0	1	E	0	CHI 2019
PERREAULT, Mathieu	3	0	0	0	-1	2	WSH 2011, WPG 2016, WPG 2019
PERREAULT, Yanic	1	2	0	2	1	0	MTL 2003
PERRON, David	2	1	0	1	-1	0	STL 2017, STL 2022
PERRY, Corey	3	1	0	1	1	15	ANA 2014, DAL 2020, TBL 2022
PERUNOVICH, Scott	1	0	0	0	E	0	STL 2022
PESCE, Brett	1	0	0	0	E	0	CAR 2023
PETERS, Andrew	1	0	0	0	E	0	BUF 2008
PETRY, Jeff	2	0	0	0	-3	0	MTL 2016, MTL 2017
PETTERSSON, Marcus	2	0	0	0	-1	0	PIT 2019, PIT 2023
PHANEUF, Dion	2	0	2	2	3	2	TOR 2014, OTT 2017
PHILLIPS, Chris	1	0	0	0	2	2	OTT 2014
PIETRANGELO, Alex	2	0	1	1	E	2	STL 2017, VGK 2021

Skater	GP	G	A	P	+/-	PIM	Team(s)
PIONK, Neal	1	0	1	1	1	0	WPG 2019
PISANI, Fernando	1	0	0	0	-1	0	EDM 2003
PITLICK, Rem	1	1	0	1	1	2	MIN 2022
PITLICK, Tyler	1	0	0	0	E	0	EDM 2016
PLEKANEC, Tomas	4	0	2	2	1	2	MTL 2011, MTL 2016, MTL 2017, TOR 2018
POINT, Brayden	1	1	0	1	E	0	TBL 2022
POLAK, Roman	3	0	1	1	E	0	TOR 2017, TOR 2018, DAL 2020
POMINVILLE, Jason	3	1	2	3	E	0	BUF 2008, MIN 2016, BUF 2018
POOLMAN, Tucker	1	0	0	0	E	0	WPG 2019
POSTMA, Paul	1	0	0	0	E	0	WPG 2016
POULIOT, Benoit	5	1	2	3	2	0	MTL 2011, NYR 2014 (x2), EDM 2016, BUF 2018
POWE, Darroll	1	0	0	0	E	0	PHI 2010
PRONGER, Chris	1	0	0	0	E	0	PHI 2010
PROVOROV, Ivan	3	0	1	1	-4	2	PHI 2017, PHI 2019, PHI 2021
PRUST, Brandon	1	0	2	2	2	0	NYR 2012
PULJUJARVI, Jesse	1	0	0	0	E	0	EDM 2016
PYATT, Taylor	1	0	0	0	-3	0	PIT 2014
PYATT, Tom	1	0	1	1	1	0	OTT 2017
PYSYK, Mark	1	0	0	0	1	0	BUF 2022
QUINCEY, Kyle	2	0	0	0	1	0	DET 2014, DET 2016
QUINE, Alan	1	0	0	0	E	0	CGY 2019
QUINTAL, Stephane	1	0	0	0	-2	0	MTL 2003
RADDYSH, Taylor	1	0	0	0	E	0	TBL 2022
RADULOV, Alexander	1	1	0	1	E	0	DAL 2020
RAFALSKI, Brian	1	1	2	3	2	0	DET 2009
RAFFL, Michael	3	0	0	0	-4	0	PHI 2017, PHI 2019, PHI 2021
RAKELL, Rickard	1	0	0	0	-1	0	PIT 2023
RANGER, Paul	1	0	0	0	-1	0	TOR 2014
RANTANEN, Mikko	2	0	3	3	E	0	COL 2020, COL 2021
RASK, Victor	1	0	1	1	E	0	MIN 2022
RASMUSSEN, Dennis	2	0	0	0	E	0	CHI 2016, CHI 2017
RAYMOND, Mason	1	0	0	0	-1	0	TOR 2014
READ, Matt	2	0	0	0	-1	0	PHI 2012, PHI 2017
REAVES, Ryan	2	0	0	0	E	2	STL 2017, VGK 2021
RECCHI, Mark	1	1	0	1	E	0	BOS 2010
REGEHR, Robyn	3	0	0	0	-1	2	CGY 2011, LAK 2014, LAK 2015
REGIN, Peter	1	0	0	0	E	0	NYI 2014
REILLY, Mike	1	0	1	1	E	0	MIN 2016
REINHART, Sam	1	1	0	1	-1	0	BUF 2018
RIBEIRO, Mike	1	0	1	1	1	0	MTL 2003
RICHARDS, Brad	5	2	0	2	E	4	NYR 2012, NYR 2014 (x2), CHI 2015, DET 2016
RICHARDS, Mike	2	0	0	0	-3	0	PHI 2010, LAK 2014
RICHARDSON, Brad	1	0	0	0	E	2	VAN 2014
RIEDER, Tobias	1	0	0	0	E	0	CGY 2019
RIELLY, Morgan	4	0	1	1	-4	0	TOR 2014, TOR 2017, TOR 2018, TOR 2022
RINALDO, Zac	1	0	0	0	-3	0	BOS 2016
RISTOLAINEN, Rasmus	1	1	1	2	1	0	BUF 2018
RITCHIE, Nick	1	1	1	2	2	0	BOS 2021
RIVET, Craig	1	0	1	1	1	0	MTL 2003
RODRIGUES, Evan	1	0	0	0	-1	0	BUF 2018
ROSLOVIC, Jack	1	0	0	0	E	0	WPG 2019
ROY, Derek	1	0	0	0	E	0	BUF 2008
ROY, Matt	1	0	0	0	1	0	LAK 2020
ROY, Nicolas	1	0	0	0	-1	0	VGK 2021
ROZSIVAL, Michal	3	0	1	1	2	17	CHI 2014, CHI 2015, CHI 2016
RUHWEDEL, Chad	3	1	0	1	-2	0	PIT 2017, PIT 2019, PIT 2023
RUNDBLAD, David	1	0	0	0	E	0	CHI 2015
RUPP, Mike	2	2	0	2	2	5	PIT 2011, NYR 2012
RUSSELL, Kris	1	0	0	0	1	0	EDM 2016
RUST, Bryan	2	0	0	0	-3	0	PIT 2019, PIT 2023
RUTTA, Jan	2	0	0	0	E	0	TBL 2022, PIT 2023
RUUTU, Jarkko	1	0	0	0	E	0	PIT 2008
RYAN, Bobby	2	1	0	1	1	0	OTT 2014, OTT 2017
<i>RYAN, Derek</i>	<i>1</i>	<i>0</i>	<i>0</i>	<i>0</i>	<i>-1</i>	<i>0</i>	<i>CGY 2019</i>
RYAN, Joakim	1	0	1	1	2	0	LAK 2020
RYAN, Michael	1	0	0	0	E	0	BUF 2008
RYDER, Michael	3	0	1	1	-2	0	MTL 2003, BOS 2010, NJD 2014

Skater	GP	G	A	P	+/-	PIM	Team(s)
SAAD, Brandon	5	1	1	2	6	2	CHI 2014, CHI 2015, CHI 2019, COL 2021, STL 2022
SALVADOR, Bryce	1	0	0	0	-3	0	NJD 2014
SAMUELSSON, Mattias	1	0	1	1	2	0	BUF 2022
SAMUELSSON, Mikael	1	1	0	1	E	0	DET 2009
SANDIN, Rasmus	1	0	0	0	-1	0	TOR 2022
SANHEIM, Travis	2	0	1	1	-2	0	PHI 2019, PHI 2021
SARICH, Cory	1	0	1	1	2	0	CGY 2011
SAVARD, Marc	1	0	0	0	-1	0	BOS 2010
SCANDELLA, Marco	3	0	2	2	2	0	MIN 2016, BUF 2018, STL 2022
SCHEIFELE, Mark	2	0	1	1	-2	0	WPG 2016, WPG 2019
SCHENN, Brayden	2	1	1	2	E	0	PHI 2012, PHI 2017
SCHLEMKO, David	1	0	0	0	-2	0	MTL 2017
SCHULTZ, Jeff	1	0	0	0	1	0	WSH 2011
SCHULTZ, Justin	2	1	0	1	1	0	PIT 2017, PIT 2019
SCHWARTZ, Jaden	1	0	0	0	1	0	STL 2017
SCOTT, John	1	0	0	0	E	0	SJS 2015
SCUDERI, Rob	2	0	0	0	-3	0	PIT 2008, PIT 2014
SEABROOK, Brent	6	0	1	1	-9	2	CHI 2009, CHI 2014, CHI 2015, CHI 2016, CHI 2017, CHI 2019
SEDIN, Daniel	1	0	0	0	E	0	VAN 2014
SEDIN, Henrik	1	0	0	0	-1	0	VAN 2014
SEGUIN, Tyler	1	0	0	0	E	2	DAL 2020
SEIDENBERG, Dennis	1	0	0	0	-1	0	BOS 2016
SEKERA, Andrej	2	1	0	1	3	2	EDM 2016, DAL 2020
SELANNE, Teemu	1	0	1	1	1	0	ANA 2014
SEMIN, Alexander	1	0	0	0	-1	0	WSH 2011
SERGACHEV, Mikhail	1	0	0	0	E	0	TBL 2022
SESTITO, Tom	1	0	0	0	-1	2	VAN 2014
SHARP, Patrick	3	2	2	4	3	0	CHI 2009, CHI 2014, CHI 2015
SHATTENKIRK, Kevin	2	0	1	1	2	0	STL 2017, NYR 2018
SHAW, Andrew	4	0	0	0	-2	4	CHI 2014, CHI 2015, CHI 2016, MTL 2017
SHEAHAN, Riley	2	0	1	1	2	0	DET 2016, DET 2017
SHEARY, Conor	1	0	0	0	E	0	WSH 2023
SHEPPARD, James	1	0	0	0	E	0	SJS 2015
SHORE, Nicholas	1	0	0	0	E	0	LAK 2015
SIKURA, Dylan	1	0	1	1	1	0	CHI 2019
SIMMONDS, Wayne	4	0	0	0	E	4	PHI 2012, PHI 2017, PHI 2019, TOR 2022
SISSONS, Colton	1	0	1	1	E	0	NSH 2022
SKILLE, Jack	1	0	0	0	-1	0	COL 2016
SKINNER, Jeff	1	0	0	0	E	0	BUF 2022
SKJEI, Brady	2	0	0	0	1	2	NYR 2018, CAR 2023
SLAVIN, Jaccob	1	0	0	0	E	0	CAR 2023
SMITH, Ben	2	0	0	0	-1	0	CHI 2014, CHI 2015
SMITH, Brendan	3	0	1	1	4	4	DET 2014, DET 2017, NYR 2018
SMITH, Craig	3	0	2	2	1	0	NSH 2020, BOS 2021, BOS 2023
SMITH, Jason	1	0	0	0	1	0	EDM 2003
SMITH, Reilly	1	0	0	0	E	0	VGK 2021
SMITH, Ty	1	0	0	0	E	0	PIT 2023
SMITH, Zack	2	0	1	1	2	0	OTT 2014, OTT 2017
SMITH-PELLY, Devante	1	0	0	0	E	0	WSH 2018
SMYTH, Ryan	1	0	0	0	E	2	EDM 2003
SOBOTKA, Vladimir	1	0	0	0	E	0	BOS 2010
SODERBERG, Carl	1	0	0	0	-1	0	COL 2016
SOSHNIKOV, Nikita	1	0	0	0	E	0	TOR 2017
SOURAY, Sheldon	1	0	1	1	-1	0	MTL 2003
SPACEK, Jaroslav	1	0	0	0	E	0	BUF 2008
SPEZZA, Jason	2	0	1	1	-1	0	OTT 2014, TOR 2022
SPOONER, Ryan	1	0	1	1	E	0	BOS 2016
SPURGEON, Jared	1	0	0	0	3	0	MIN 2016
STAAL, Jordan	3	0	0	0	-2	0	PIT 2008, PIT 2011, CAR 2023
STAAL, Marc	4	1	1	2	6	0	NYR 2012, NYR 2014 (x2), NYR 2018
STAFFORD, Drew	1	0	0	0	-1	0	WPG 2016
STAIOS, Steve	2	1	2	3	2	0	EDM 2003, CGY 2011
STAJAN, Matt	1	0	0	0	1	0	CGY 2011
STAMKOS, Steven	1	1	2	3	1	0	TBL 2022
STANTON, Ryan	1	0	0	0	E	2	VAN 2014
STASTNY, Paul	2	1	0	1	1	0	STL 2017, CAR 2023
STECKEL, David	1	0	0	0	E	0	WSH 2011

Skater	GP	G	A	P	+/-	PIM	Team(s)
STEEN, Alexander	1	1	1	2	1	0	STL 2017
STEPAN, Derek	4	1	1	2	2	0	NYR 2012, NYR 2014 (x2), CAR 2023
STEPHENSON, Chandler	2	0	1	1	1	2	WSH 2018, VGK 2021
STOLL, Jarret	4	1	2	3	1	0	EDM 2003, LAK 2014, LAK 2015, MIN 2016
STONE, Mark	2	0	1	1	1	4	OTT 2017, VGK 2021
STRAIT, Brian	1	0	0	0	-1	0	NYI 2014
STRALMAN, Anton	3	0	2	2	5	0	NYR 2012, NYR 2014 (x2)
STREIT, Mark	1	0	0	0	-2	0	PHI 2017
STROME, Dylan	2	0	0	0	-3	0	CHI 2019, WSH 2023
STUART, Brad	1	0	0	0	1	0	DET 2009
STUDNICKA, Jack	1	0	1	1	1	0	BOS 2021
STURM, Marco	1	1	0	1	E	0	BOS 2010
STURM, Nico	1	0	0	0	-2	2	MIN 2022
SUBBAN, P.K.	2	0	1	1	1	2	MTL 2011, MTL 2016
SUNDQVIST, Oskar	1	0	0	0	-1	0	STL 2022
SUNDSTROM, Niklas	1	0	1	1	E	0	MTL 2003
SUSHKO, Maksim	1	0	0	0	-1	0	PHI 2021
SUTER, Ryan	1	0	0	0	3	0	MIN 2016
SUTTER, Brandon	1	0	0	0	-1	0	PIT 2014
SVECHNIKOV, Andrei	1	0	0	0	E	0	CAR 2023
SVEDBERG, Viktor	1	0	0	0	-1	0	CHI 2016
SYDOR, Darryl	1	0	0	0	E	0	PIT 2008
SYKORA, Petr	1	0	0	0	E	0	PIT 2008
SYVRET, Danny	1	1	0	1	1	0	PHI 2010
TAFFE, Jeff	1	0	0	0	E	0	PIT 2008
TALBOT, Max	3	0	1	1	-4	6	PIT 2011, PHI 2012, BOS 2016
TALLINDER, Henrik	1	0	0	0	E	0	BUF 2008
TANEV, Brandon	1	0	0	0	E	0	WPG 2016
<i>TANEV, Chris</i>	<i>1</i>	<i>0</i>	<i>0</i>	<i>0</i>	<i>E</i>	<i>0</i>	<i>VAN 2014</i>
TANGUAY, Alex	2	2	1	3	1	0	CGY 2011, COL 2016
TARASENKO, Vladimir	2	3	0	3	3	0	STL 2017, STL 2022
TATAR, Tomas	3	1	3	4	4	0	DET 2014, DET 2016, DET 2017
TAVARES, John	2	0	1	1	-3	0	NYI 2014, TOR 2022
TERAVAINEN, Teuvo	2	1	1	2	2	0	CHI 2016, CAR 2023
THEODORE, Shea	1	0	0	0	-2	0	VGK 2021
THOMAS, Robert	1	0	2	2	E	0	STL 2022
THOMPSON, Nate	1	1	0	1	1	0	OTT 2017
THOMPSON, Tage	1	1	1	2	1	10	BUF 2022
THORNTON, Joe	1	0	0	0	-2	0	SJS 2015
THORNTON, Shawn	1	0	0	0	E	5	BOS 2010
TIMMINS, Conor	1	0	0	0	-1	0	COL 2021
TIMONEN, Kimmo	2	0	0	0	1	4	PHI 2010, PHI 2012
TKACHUK, Matthew	1	0	0	0	-1	0	CGY 2019
TOEWS, Devon	1	1	1	2	1	0	COL 2021
TOEWS, Jonathan	6	2	5	7	-2	6	CHI 2009, CHI 2014, CHI 2015, CHI 2016, CHI 2017, CHI 2019
TOFFOLI, Tyler	2	3	0	3	3	0	LAK 2015, LAK 2020
TOLVANEN, Eeli	1	0	0	0	-1	0	NSH 2022
TOMASINO, Philip	1	0	1	1	E	0	NSH 2022
TOOTOO, Jordin	1	0	0	0	-1	0	CHI 2017
TORRES, Raffi	1	0	0	0	-1	0	EDM 2003
TRENIN, Yakov	1	0	0	0	E	0	NSH 2022
TUCH, Alex	2	1	0	1	2	2	VGK 2021, BUF 2022
TURRIS, Kyle	2	0	0	0	E	0	OTT 2014, NSH 2020
UPSHALL, Scottie	1	0	0	0	E	0	STL 2017
VAAKANAINEN, Urho	1	0	1	1	E	0	BOS 2021
van RIEMSDYK, James	7	3	3	6	-1	2	PHI 2010, PHI 2012, TOR 2014, TOR 2017, TOR 2018, PHI 2019, PHI 2021
van RIEMSDYK, Trevor	3	0	1	1	-2	0	CHI 2016, CHI 2017, WSH 2023
VANDEVELDE, Chris	1	0	0	0	E	0	PHI 2017
VANEK, Thomas	4	1	1	2	-1	4	BUF 2008, NYI 2014, MIN 2016, DET 2017
VARONE, Phil	1	0	0	0	E	0	PHI 2019
VATRANO, Frank	1	0	0	0	-1	0	BOS 2016
VERSTEEG, Kris	3	2	1	3	-1	0	CHI 2009, CHI 2014, CHI 2015
VESEY, Jimmy	1	0	0	0	E	0	NYR 2018
VISNOVSKY, Lubomir	1	0	0	0	-1	0	NYI 2014
VITALE, Joe	1	0	0	0	-2	0	PIT 2014
VLASIC, Marc-Edouard	1	0	0	0	-1	0	SJS 2015
VOLCHENKOV, Anton	1	0	0	0	-2	0	NJD 2014

Skater	GP	G	A	P	+/-	PIM	Team(s)
VORACEK, Jakub	3	2	2	4	2	0	PHI 2012, PHI 2017, PHI 2019
VOYNOV, Slava	1	0	0	0	-1	2	LAK 2014
VRANA, Jakub	1	1	0	1	1	0	WSH 2018
WAGNER, Austin	1	0	0	0	E	0	LAK 2020
WAGNER, Chris	2	0	1	1	E	0	BOS 2019, BOS 2021
WALKER, Matt	1	0	0	0	-1	0	CHI 2009
WALKER, Sean	1	0	0	0	-1	0	LAK 2020
WARD, Joel	1	0	0	0	-1	0	WSH 2015
WATSON, Austin	1	0	0	0	-2	0	NSH 2020
WEAL, Jordan	1	0	0	0	-1	0	PHI 2017
WEBER, Shea	1	0	0	0	E	0	MTL 2017
WEBER, Yannick	1	0	0	0	-1	0	MTL 2011
WEISE, Dale	2	0	1	1	-1	2	MTL 2016, PHI 2017
WHEELER, Blake	3	0	0	0	-2	0	BOS 2010, WPG 2016, WPG 2019
WHITE, Ryan	1	0	0	0	E	0	MTL 2011
WHITECLOUD, Zach	1	0	1	1	1	0	VGK 2021
WHITNEY, Ryan	1	0	0	0	E	0	PIT 2008
WIDEMAN, Dennis	1	0	0	0	E	0	BOS 2010
WIERCIOCH, Patrick	1	0	0	0	1	0	OTT 2014
WILLIAMS, Justin	2	0	0	0	-1	0	LAK 2014, LAK 2015
WILSON, Garrett	1	0	0	0	E	2	PIT 2019
WILSON, Scott	1	0	1	1	1	0	PIT 2017
WILSON, Tom	3	1	1	2	1	4	WSH 2015, WSH 2018, WSH 2023
WINGELS, Tommy	1	0	1	1	1	0	SJS 2015
WINNIK, Daniel	1	0	0	0	E	0	ANA 2014
WISNIEWSKI, James	2	0	0	0	-1	2	CHI 2009, MTL 2011
YORK, Mike	1	0	0	0	-1	0	EDM 2003
ZACHA, Pavel	1	0	0	0	E	0	BOS 2023
<i>ZADOROV, Nikita</i>	<i>1</i>	<i>0</i>	<i>0</i>	<i>0</i>	<i>-1</i>	<i>0</i>	<i>COL 2020</i>
ZAITSEV, Nikita	2	0	0	0	-3	0	TOR 2017, TOR 2018
ZAJAC, Travis	1	1	0	1	E	0	NJD 2014
ZEDNIK, Richard	1	2	0	2	2	0	MTL 2003
ZETTERBERG, Henrik	4	0	7	7	4	0	DET 2009, DET 2014, DET 2016, DET 2017
ZIBANEJAD, Mika	2	0	0	0	-1	0	OTT 2014, NYR 2018
ZIDLICKY, Marek	1	0	1	1	-2	2	NJD 2014
ZOLNIERCZYK, Harry	1	0	0	0	-1	0	PHI 2012
ZUBRUS, Dainius	1	0	0	0	-2	0	NJD 2014
ZUCCARELLO, Mats	4	2	3	5	2	2	NYR 2014 (x2), NYR 2018, MIN 2022
ZUCKER, Jason	2	0	0	0	-1	0	MIN 2016, PIT 2023

* * * * *

Goaltender	GP	W	L	T	OT	GAA	SV%	SO	Team(s)
ALLEN, Jake	1	1	0	---	0	1.00	.957	0	STL 2017
ANDERSEN, Frederik	3	2	1	---	0	3.88	.885	0	ANA 2014, TOR 2017, TOR 2018, CAR 2023
ANDERSON, Craig	3	3	0	---	0	1.33	.958	1	OTT 2014, OTT 2017, BUF 2022
AULD, Alex				---	DNP ---				MTL 2011
BERNIER, Jonathan	1	1	0	---	0	1.85	.953	0	TOR 2014
BIBEAU, Antoine				---	DNP ---				TOR 2017
BINNINGTON, Jordan	1	1	0	---	0	4.00	.879	0	STL 2022
BIRON, Martin				---	DNP ---				NYR 2012
BISHOP, Ben	1	1	0	---	0	2.00	.939	0	DAL 2020
BOBROVSKY, Sergei	1	0	1	---	0	3.07	.909	0	PHI 2012
BOUCHER, Brian				---	DNP ---				PHI 2010
BRODEUR, Martin	1	0	1	---	0	9.00	.714	0	NJD 2014
BROSSOIT, Laurent				---	DNP ---				WPG 2019
BRYZGALOV, Ilya				---	DNP ---				PHI 2012
CONDON, Mike	1	1	0	---	0	1.00	.964	0	MTL 2016, OTT 2017
CONKLIN, Ty	3	2	1	0	0	2.94	.907	0	EDM 2003, PIT 2008, DET 2009
COREAU, Jared	1	0	0	---	1	4.90	.821	0	DET 2017
CRAWFORD, Corey	4	1	3	---	0	3.03	.911	0	CHI 2014, CHI 2015, CHI 2016, CHI 2017
<i>DANSK, Oscar</i>				---	DNP ---				<i>VGK 2021</i>
DARLING, Scott	1	0	0	---	0	3.11	.889	0	CHI 2016, CHI 2017
DELIA, Collin				---	DNP ---				CHI 2019
DESMITH, Casey	1	0	1	---	0	2.81	.905	0	PIT 2019, PIT 2023
DUBNYK, Devan	1	1	0	---	0	1.00	.969	0	MIN 2016
ELLIOTT, Brian	2	1	0	---	0	3.01	.927	0	PHI 2019, PHI 2021, TBL 2022
FLEURY, Marc-Andre	3	0	3	---	0	3.72	.901	0	PIT 2011, PIT 2014, PIT 2017, VGK 2021
FRANCOUZ, Pavel	1	0	1	---	0	3.54	.857	0	COL 2020
GARON, Mathieu				---	DNP ---				MTL 2003
GRUBAUER, Philipp	2	1	0	---	0	1.76	.932	0	WSH 2018, COL 2020, COL 2021
GUSTAVSSON, Jonas				---	DNP ---				BOS 2016, EDM 2016
HALAK, Jaroslav				---	DNP ---				BOS 2019, BOS 2021
HART, Carter	1	0	1	---	0	9.00	.739	0	PHI 2021
HELLEBUYCK, Connor	2	1	1	---	0	2.04	.935	0	WPG 2016, WPG 2019
HILLER, Jonas	1	1	0	---	0	0.00	1.000	1	ANA 2014
HOLTBY, Braden	2	2	0	---	0	2.00	.938	0	WSH 2015, WSH 2018
HOWARD, Jimmy	1	0	0	---	1	1.85	.923	0	DET 2014, DET 2016
HUET, Cristobal	1	0	1	---	0	8.29	.800	0	CHI 2009
HUSSO, Ville				---	DNP ---				STL 2022
HUTCHINSON, Michael				---	DNP ---				WPG 2016
HUTTON, Carter				---	DNP ---				STL 2017
JARRY, Tristan	1	0	0	---	0	0.00	1.000	0	PIT 2023
JOHNSON, Brent				---	DNP ---				PIT 2011
JOHNSON, Chad				---	DNP ---				BUF 2018
JONES, Martin				---	DNP ---				LAK 2014, LAK 2015
KAHKONEN, Kaapo	1	0	0	---	0	0.00	1.000	0	MIN 2022
KALLGREN, Erik				---	DNP ---				TOR 2022
KARLSSON, Henrik				---	DNP ---				CGY 2011
KHABIBULIN, Nikolai	1	0	0	---	0	0.00	1.000	0	CHI 2009
KHUDOBIN, Anton				---	DNP ---				DAL 2020
KIPRUSOFF, Miikka	1	1	0	---	0	0.00	1.000	1	CGY 2011
KUEMPER, Darcy	1	0	1	---	0	4.00	.886	0	MIN 2016, WSH 2023
LACK, Eddie	1	0	1	---	0	3.06	.889	0	VAN 2014
LEHNER, Robin	1	0	0	---	1	2.87	.929	0	OTT 2014, BUF 2018
LEIGHTON, Michael	1	0	0	---	1	1.94	.923	0	PHI 2010
LINDGREN, Charlie				---	DNP ---				WSH 2023
LUNDQVIST, Henrik	4	4	0	---	0	1.98	.934	0	NYR 2012, NYR 2014 (x2), NYR 2018
LUONGO, Roberto				---	DNP ---				VAN 2014
MASON, Steve				---	DNP ---				PHI 2017
McELHINNEY, Curtis	1	0	0	---	0	0.00	1.000	0	TOR 2018
MILLER, Ryan	1	0	0	---	1	0.92	.960	0	BUF 2008
MRAZEK, Petr	2	1	1	---	0	3.55	.891	0	DET 2014, DET 2016, DET 2017, TOR 2022
MURRAY, Matt	2	1	0	---	1	2.95	.920	0	PIT 2017, PIT 2019
NABOKOV, Evgeni	1	0	1	---	0	2.04	.941	0	NYI 2014
NEUVIRTH, Michal	1	0	1	---	0	4.00	.862	0	WSH 2011, PHI 2017
NIEMI, Antti	1	0	1	---	0	2.04	.931	0	SJS 2015, MTL 2017
OSGOOD, Chris				---	DNP ---				DET 2009
PAVELEC, Ondrej				---	DNP ---				NYR 2018
PETERS, Justin				---	DNP ---				WSH 2015

Goaltender	GP	W	L	T	OT	GAA	SV%	SO	Team(s)
PETERSEN, Cal				---	DNP	---			LAK 2020
PICKARD, Calvin				---	DNP	---			COL 2016
POULIN, Kevin				---	DNP	---			NYI 2014
PRICE, Carey	2	0	2	---	0	3.06	.919	0	MTL 2011, MTL 2017
QUICK, Jonathan	3	2	1	---	0	1.34	.953	0	LAK 2014, LAK 2015, LAK 2020
RAANTA, Antti				---	DNP	---			CHI 2014, CHI 2015, CAR 2023
RASK, Tuukka	3	2	1	---	0	3.34	.885	0	BOS 2010, BOS 2016, BOS 2019, BOS 2021
REIMER, James				---	DNP	---			TOR 2014
RINNE, Pekka	1	0	1	---	0	4.18	.886	0	NSH 2020
RITTICH, David	1	0	0	---	1	1.90	.956	0	CGY 2019, NSH 2022
SABOURIN, Dany				---	DNP	---			PIT 2008
SAROS, Juuse	1	0	1	---	0	3.10	.909	0	NSH 2020, NSH 2022
SCHNEIDER, Cory	1	0	0	---	0	3.00	.800	0	NJD 2014
SCRIVENS, Ben				---	DNP	---			MTL 2016
STALOCK, Alex				---	DNP	---			SJS 2015
SWAYMAN, Jeremy				---	DNP	---			BOS 2023
TALBOT, Cam	2	1	1	---	0	3.60	.898	1	NYR 2014 (x2), EDM 2016, PHI 2019, CGY 2019, MIN 2022
THEODORE, Jose	1	1	0	0	0	3.00	.919	0	MTL 2003
THIBAULT, Jocelyn				---	DNP	---			BUF 2008
THOMAS, Tim	1	1	0	---	0	0.97	.960	0	BOS 2010
TOKARSKI, Dustin				---	DNP	---			BUF 2022
ULLMARK, Linus	1	1	0	---	0	1.01	.963	0	BOS 2023
VALIQUETTE, Steve				---	DNP	---			EDM 2003
VARLAMOV, Semyon	2	1	1	---	0	2.51	.917	0	WSH 2011, COL 2016
VASILEVSKIY, Andrei	1	1	0	---	0	2.00	.929	0	TBL 2022
WARD, Cam	1	0	1	---	0	3.06	.914	0	CHI 2019
WERNER, Adam				---	DNP	---			COL 2021
ZATKOFF, Jeff				---	DNP	---			PIT 2014

* * * * *

Head Coach	GC	W	L	T	OT	P%	Team(s)
BABCOCK, Mike	4	2	1	---	1	.625	DET 2009, DET 2014, TOR 2017, TOR 2018
BEDNAR, Jared	2	1	1	---	0	.500	COL 2020, COL 2021
BERUBE, Craig	1	1	0	---	0	1.000	STL 2022
BLASHILL, Jeff	2	1	0	---	1	.750	DET 2016, DET 2017
BOUCHER, Guy	1	1	0	---	0	1.000	OTT 2017
BOUDREAU, Bruce	2	2	0	---	0	1.000	WSH 2011, ANA 2014
BOWNESS, Rick	1	1	0	---	0	1.000	DAL 2020
BRIND'AMOUR, Rod	1	1	0	---	0	1.000	CAR 2023
BYLSMA, Dan	2	0	2	---	0	.000	PIT 2011, PIT 2014
CAPUANO, Jack	1	0	1	---	0	.000	NYI 2014
CARLYLE, Randy	1	1	0	---	0	1.000	TOR 2014
CASSIDY, Bruce	2	2	0	---	0	1.000	BOS 2019, BOS 2021
COLLITON, Jeremy	1	0	1	---	0	.000	CHI 2019
COOPER, Jon	1	1	0	---	0	1.000	TBL 2022
DeBOER, Peter	2	0	2	---	0	.000	NJD 2014, VGK 2021
EVASON, Dean	1	0	1	---	0	.000	MIN 2022
GORDON, Scott	1	1	0	---	0	1.000	PHI 2019
GRANATO, Don	1	1	0	---	0	1.000	BUF 2022
HAKSTOL, Dave	1	0	1	---	0	.000	PHI 2017
HITCHCOCK, Ken	1	1	0	---	0	1.000	STL 2017
HOUSLEY, Phil	1	0	0	---	1	.500	BUF 2018
HYNES, John	1	0	1	---	0	.000	NSH 2022
JULIEN, Claude	4	2	2	0	0	.500	MTL 2003, BOS 2010, BOS 2016, MTL 2017
KEEFE, Sheldon	1	0	1	---	0	.000	TOR 2022
LAVIOLETTE, Peter	4	0	3	---	1	.125	PHI 2010, PHI 2012, NSH 2020, WSH 2023
MacLEAN, Paul	1	1	0	---	0	1.000	OTT 2014
MacTAVISH, Craig	1	0	1	0	0	.000	EDM 2003
MARTIN, Jacques	1	0	1	---	0	.000	MTL 2011
MAURICE, Paul	2	1	1	---	0	.500	WPG 2016, WPG 2019
McLELLAN, Todd	3	2	1	---	0	.667	SJS 2015, EDM 2016, LAK 2020
MONTGOMERY, Jim	1	1	0	---	0	1.000	BOS 2023
PETERS, Bill	1	0	0	---	1	.500	CGY 2019
QUENNEVILLE, Joel	5	1	4	---	0	.200	CHI 2009, CHI 2014, CHI 2015, CHI 2016, CHI 2017
ROY, Patrick	1	0	1	---	0	.000	COL 2016
RUFF, Lindy	1	0	0	---	1	.500	BUF 2008
SULLIVAN, Mike	3	1	1	---	1	.500	PIT 2017, PIT 2019, PIT 2023
SUTTER, Brent	1	1	0	---	0	1.000	CGY 2011
SUTTER, Darryl	2	1	1	---	0	.500	LAK 2014, LAK 2015
TERRIEN, Michel	2	2	0	---	0	1.000	PIT 2008, MTL 2016
TORCHETTI, John	1	1	0	---	0	1.000	MIN 2016
TORTORELLA, John	2	1	1	---	0	.500	NYR 2012, VAN 2014
TROTZ, Barry	2	2	0	---	0	1.000	WSH 2015, WSH 2018
VIGNEAULT, Alain	4	3	1	---	0	.750	NYR 2014 (x2), NYR 2018, PHI 2021

OUTDOOR NHL GAME STANDINGS AND TRENDS

2023 Tim Hortons NHL Heritage Classic Participants in Red/Italics

Franchise	GP	W	L	T	OT	GF	GA	Outdoor Games Played
Anaheim Ducks	1	1	0	---	0	3	0	2014 SS-LA
Boston Bruins	5	4	1	---	0	16	12	2010 WC, 2016 WC, 2019 WC, 2021 LT-SUN, 2023 WC
Buffalo Sabres	3	1	0	---	2	8	7	2008 WC, 2018 WC, 2022 HC
<i>Calgary Flames</i>	<i>2</i>	<i>1</i>	<i>0</i>	<i>---</i>	<i>1</i>	<i>5</i>	<i>2</i>	<i>2011 HC, 2019 HC</i>
Carolina Hurricanes	1	1	0	---	0	4	1	2023 SS
Chicago Blackhawks	6	1	5	---	0	15	24	2009 WC, 2014 SS-CHI, 2015 WC, 2016 SS-MIN, 2017 WC, 2019 WC
Colorado Avalanche	3	1	2	---	0	7	10	2016 SS-COL, 2020 SS, 2021 LT-SAT
Dallas Stars	1	1	0	---	0	4	2	2020 WC
Detroit Red Wings	4	2	0	---	2	17	15	2009 WC, 2014 WC, 2016 SS-COL, 2017 CC
<i>Edmonton Oilers</i>	<i>2</i>	<i>1</i>	<i>1</i>	<i>0</i>	<i>0</i>	<i>6</i>	<i>4</i>	<i>2003 HC, 2016 HC</i>
Los Angeles Kings	3	2	1	---	0	5	5	2014 SS-LA, 2015 SS, 2020 SS
Minnesota Wild	2	1	1	---	0	10	7	2016 SS-MIN, 2022 WC
Montreal Canadiens	4	2	2	0	0	9	11	2003 HC, 2011 HC, 2016 WC, 2017 NC
Nashville Predators	2	0	2	---	0	4	7	2020 WC, 2022 SS
New Jersey Devils	1	0	1	---	0	3	7	2014 SS-NY
New York Islanders	1	0	1	---	0	1	2	2014 SS-NY
New York Rangers	4	4	0	---	0	15	8	2012 WC, 2014 SS-NY (2 GP), 2018 WC
Ottawa Senators	2	2	0	---	0	7	2	2014 HC, 2017 NC
Philadelphia Flyers	5	1	3	---	1	12	19	2010 WC, 2012 WC, 2017 SS, 2019 SS, 2021 LT-SUN
Pittsburgh Penguins	6	2	3	---	1	12	17	2008 WC, 2011 WC, 2014 SS-CHI, 2017 SS, 2019 SS, 2023 WC
San Jose Sharks	1	0	1	---	0	1	2	2015 SS
St. Louis Blues	2	2	0	---	0	10	5	2017 WC, 2022 WC
Tampa Bay Lightning	1	1	0	---	0	3	2	2022 SS
Toronto Maple Leafs	4	2	2	---	0	12	16	2014 WC, 2017 CC, 2018 SS, 2022 HC
Vancouver Canucks	1	0	1	---	0	2	4	2014 HC
Vegas Golden Knights	1	0	1	---	0	2	3	2021 LT-SAT
Washington Capitals	4	3	1	---	0	12	9	2011 WC, 2015 WC, 2018 SS, 2023 SS
Winnipeg Jets	2	1	1	---	0	2	4	2016 HC, 2019 HC

TRENDS

* Road teams are 19-14-4 in the League's 37 outdoor games to date. Home teams are 18-16-3 overall, but 13-4-1 in the last 18.

* Teams that score first are 20-12-5 in the NHL's 37 outdoor games, including a 15-6-3 record in the last 24 such contests.

* Nineteen of the League's 37 outdoor games have featured a comeback win (51.4%), including eight of the last 12.

* Seven of the NHL's 37 outdoor games have required overtime, with five decided in the 5-minute extra session and two determined in a shootout.

BUILDING AN ICE RINK FOR AN OUTDOOR NHL GAME

Constructing an NHL-caliber ice rink outdoors at a facility designed for a sport other than hockey is a unique challenge. Much more than taking a garden hose into your backyard and flooding an area, for its outdoor games, the National Hockey League uses special equipment, expertise and technology to create an ice rink fit for the best hockey players in the world.

The most important aspects of making outdoor ice for an NHL game are ensuring the conditions meet all of the safety standards required for the players and providing all of the tools necessary for an NHL game. To accommodate its outdoor games, **the NHL designed and built a one-of-a-kind mobile refrigeration unit and rink system.**

The main function of the 53-foot, 300-ton capacity refrigeration unit is to perform the key function of making a great sheet of ice – to remove heat from the surface and stabilize the temperature.

To do this, the unit pumps as much as 3,000 gallons of glycol coolant into custom-made aluminum trays that are configured on the field of the stadium. Running through a series of hoses from the refrigeration unit to the field, the glycol chills the trays in order to keep the ice near its ideal surface temperature of 22°F/ 6°C. Following the placement of the ice trays, the rink boards are installed.

Once the boards are up and the ideal surface temperature is attained, the actual process of building the ice begins. In an NHL arena, the ice is built to a thickness of approximately 1-1.25 inches. An outdoor rink, however, requires up to 2 inches of ice thickness to help withstand the more extreme elements. While many speculate that it takes special water to create the ice, the water used is the same tap water provided into everyone's homes.



Water is added as slowly as possible, in as fine a mist as the process will allow. Workers pass the spray wand over the ice rink hundreds of times, providing a more-even freeze and better-quality playing surface. Each inch of ice thickness requires approximately 10,000 gallons of water. For finishing touches, the ice surface is whitened using approximately 350 gallons of water-soluble paint. The lines and logos then are painted and placed on the surface, with more ice built on top.

Once constructed, monitoring the status of the ice is a 24-hour job. To help this process, a high-tech system called “Eye on the Ice” is embedded in the surface. The technology provides updates on temperatures at different areas of the ice, signaling an alert prompting the need to pump more glycol or engage the in-line heating system in case the weather gets too cold.

#####