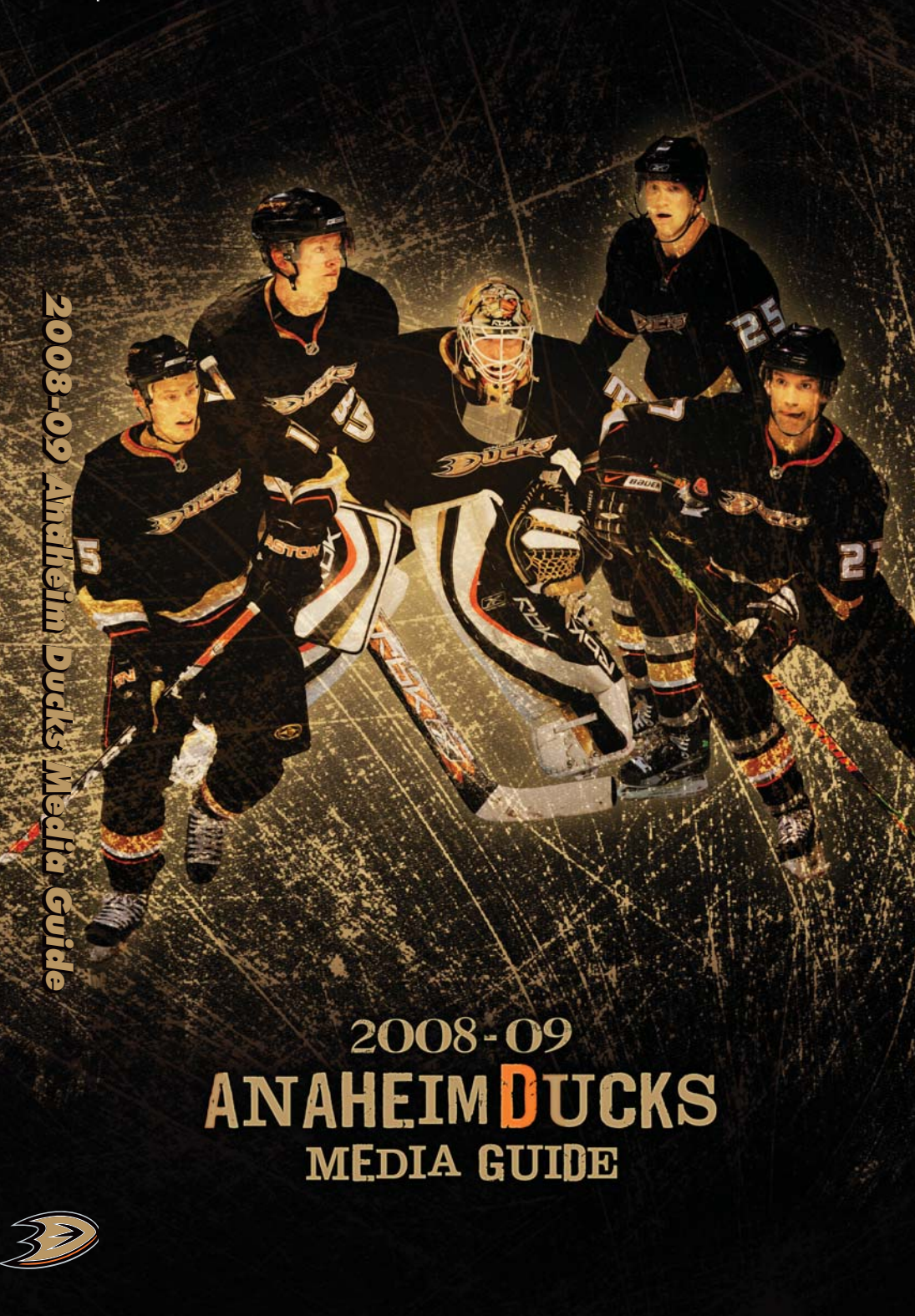


2008-09 Anaheim Ducks Media Guide



2008-09  
**ANAHEIM DUCKS**  
MEDIA GUIDE



# TABLE OF CONTENTS

STAFF DIRECTORY . . . . .	2	IOWA CHOPS . . . . .	126
MEDIA INFORMATION . . . . .	4	ANAHEIM ICE . . . . .	129
FRONT OFFICE BIOGRAPHIES . . . . .	6	TEAM HISTORY . . . . .	131
COACHES . . . . .	18	FINAL STATISTICS (YEAR-BY-YEAR) . . . . .	188
ANAHEIM DUCKS STAFF . . . . .	29	ALL-TIME TRANSACTIONS . . . . .	198
BROADCASTING INFORMATION . . . . .	36	COACHES & CAPTAINS . . . . .	208
HONDA CENTER & TICKET INFORMATION . . . . .	40	DRAFT HISTORY . . . . .	234
COMMUNITY INVOLVEMENT . . . . .	44	RECORDS . . . . .	239
CITY OF ANAHEIM . . . . .	48	PLAYOFFS . . . . .	259
PLAYER BIOGRAPHIES . . . . .	49	OPPONENTS . . . . .	287
IN THE SYSTEM . . . . .	104	NHL DIRECTORY . . . . .	347
FUTURE DUCKS . . . . .	119	HOCKEY INFORMATION . . . . .	354
PLAYER PERSONNEL . . . . .	125	2008-09 SCHEDULE . . . . .	356



## 2008-09 MEDIA GUIDE

**Chief Editor**  
Steve Hoem

**Writers**  
Alex Gilchrist & Lauren O'Gorman

**Contributing Writers/Editorial Assistance**  
Adam Brady, Andre Delsol, Maureen Nyeholt, Jillian Samueli,  
Merit Tully, Jesse Tyler, & Wendy Yamagishi

**Photography**  
Robinson & Associates,  
Getty Images

**Design: Mike Chavez**  
Printed by Ben Franklin Press, Inc. • Tempe, AZ

**COPYRIGHT © 2008 ANAHEIM DUCKS**

The information contained in this publication was compiled by the Anaheim Ducks and is provided as a courtesy to our fans and the media and may be used only for personal or editorial purposes. Any commercial use of this information is prohibited without the prior written consent of the Anaheim Ducks Hockey Club, LLC.

All NHL and team insignias depicted in this publication are the property of NHL Enterprises, Inc. and the respective teams and may not be reproduced for commercial purposes without the prior written consent of NHL Enterprises, Inc.

# CLUB DIRECTORY



**Honda Center**  
2695 East Katella Ave., Anaheim, CA 92806  
**Administrative Offices: 714/940-2900**

**Main Club FAX: 714/940-2953**  
**Ticket Information: 1-877-WILD-WING**  
**Website: AnaheimDucks.com**

## EXECUTIVE MANAGEMENT

Owners ..... Henry and Susan Samueli  
Chief Executive Officer ..... Michael Schulman  
Executive Vice President/General Manager ..... Brian P. Burke  
Executive Vice President/Chief Operating Officer ..... Tim Ryan  
Senior Vice President, Hockey Operations ..... Bob Murray  
Senior Vice President/Chief Marketing Officer ..... Bob Wagner  
Assistant General Manager ..... David McNab  
Vice President of Sales & Marketing ..... Steve Ubert  
Vice President of Human Resources ..... Kim Kutcher  
Vice President of Finance ..... Doug Heller  
Senior Advisor of Hockey Operations ..... David Nonis  
Executive Assistant to the Executive  
Vice President/General Manager ..... Maureen Nyeholt  
Executive Assistant to the Executive  
Vice President/COO ..... Cheryl Gorman  
Executive Assistant to the Senior  
Vice President/CMO ..... Janet Conley  
Executive Assistant to the  
Vice President of Sales & Marketing ..... Cindy Iwami  
Administrative Assistant,  
Hockey Operations ..... Christina Morrow

## COACHING STAFF

Head Coach ..... Randy Carlyle  
Assistant Coach ..... Dave Farrish  
Assistant Coach ..... Newell Brown  
Goaltending Consultant ..... Francois Allaire  
Video Coordinator ..... Joe Trotta  
Strength & Conditioning Coach ..... Sean Skahan

## HOCKEY CLUB OPERATIONS

Director of Professional Scouting ..... Rick Paterson  
Director of Amateur Scouting ..... Martin Madden  
Assistant Director of Amateur Scouting ..... Alain Chainey  
Scouting Staff ..... Scott Carter, Glen Cochrane, Jeff Crisp,  
Jan-Åke Danielson, Joe Gibbs, Casey Hankinson,  
Konstantin Krylov, John McMorrow, Donald Marier,  
Kevin Murray, David Poulin, Pavel Rosta, Jim Sandlak,  
Neil Smith, Daryl Stanley  
Head Trainer ..... Tim Clark  
Assistant Athletic Trainer ..... Meaghan Beaudoin  
Massage Therapist ..... James Partida  
Equipment Manager ..... Doug Shearer  
Assistant Equipment Manager ..... John Allaway  
Equipment Assistant ..... Chris Kincaid  
Manager of Hockey Operations ..... Ryan Lichtenfels  
Iowa Chops (AHL) Head Coach ..... Gord Dineen  
Iowa Assistant Coaches ..... Matt Laatsch, Paul Jerrard  
Iowa Athletic Trainer ..... Joe Huff  
Iowa Equipment Manager ..... Chris Aldrich  
Team Physicians ..... Dr. Ronald Glousman, Dr. Craig Milhouse  
Oral Surgeon ..... Dr. Jeff Pulver

## BROADCASTING DEPARTMENT

Director of Broadcasting ..... Aaron Teats  
Associate Producer ..... Bob Sipowich  
Television, Fox Sports Prime Ticket (Cable),  
KDOC-TV ..... John Ahlers & Brian Hayward  
Radio, KLA AM 830 & Anaheim Ducks  
Radio Network ..... Steve Carroll & Brent Severyn  
Host/Producer ..... Kent French  
Broadcasting Coordinator ..... Tiffany Frish

## COMMUNICATIONS DEPARTMENT

Director of Media & Communications ..... Alex Gilchrist  
Media & Communications Managers ..... Steve Hoem,  
Lauren O'Gorman  
Communications Seasonal Employee ..... Andre Delsol  
Game Night Communications Staff ..... Lisa Parris,  
Grant Young, Courtney Strayer, Larry Woodard, Jennifer Andrews

## COMMUNITY RELATIONS DEPARTMENT

Director of Community Relations &  
Public Affairs ..... Wendy Yamagishi  
Community Relations Managers ..... Jesse Tyler, Jennifer Walker  
Community & Fan Development  
Seasonal Employee ..... Bobby Sponheimer  
Community Relations Seasonal Employee ..... Aimee Waddell

## ENTERTAINMENT DEPARTMENT

Director of Entertainment/Multi-Media ..... Rod Murray  
Entertainment Manager ..... Chris Brown  
Editor/Producer ..... Rich Cooley  
Arena Vision Editor/Producer ..... Davin Maske  
Producer ..... Peter Uvalle  
Associate Producer ..... Gabriel Suarez  
Production Coordinator ..... Sarah Montecinos

## FAN DEVELOPMENT DEPARTMENT

Director of Fan Development ..... Matt Savant  
Senior Manager of Fan Development,  
School & Education Programs ..... Joseph Hwang  
Senior Manager of Fan Development,  
Youth Hockey Programs ..... Lysine Estes  
Fan Development Manager ..... Champ Baginski

## FINANCE AND ADMINISTRATION DEPARTMENT

Controller ..... Melody Martin  
IT Manager ..... Mike Wing  
Human Resources Managers ..... Wendy Mulhall, Donna Vass  
Financial Analyst ..... Rosanna Sitzman  
Payroll Supervisor ..... Regina Terrana  
IT Associates ..... Nate Gardner, Troy Naragon  
HR Coordinator ..... Lisa Rubalcaba  
Accounting Assistant ..... Rob Dumlao  
Accounting Clerk ..... Linda Dubois



# CLUB DIRECTORY

## CORPORATE PARTNERSHIPS

Director of Corporate Partnerships.....	Wendy Grover
Director of Media Sales.....	Tanya Mitchell
Director of Corporate Relations & Research.....	Alex Evezich
Senior Manager of Media Sales.....	Jamal Spears
Senior Sales Manager.....	Bonner Paddock
Sales Managers.....	Matt Wiech, Bret Gerber
Media Sales Manager.....	Guy Tomcheck
Naming and Title Rights Manager.....	Rachel Kaizoji
Manager of Corp Relations & Research.....	Erin Ogawa
Media Sales Coordinator.....	Randy Bernabe
Research Analyst.....	Tim Diener
Service Coordinator.....	Jesse Chatfield

## MARKETING DEPARTMENT

Director of Marketing.....	Tracie Jones
Senior Manager of Signature Programs & Events.....	Kris Loomis
Senior Media & Marketing Manager.....	Adam Mendelsohn
Signature Programs & Events Manager.....	Jamie Minkler
Manager of Graphic Design.....	Seth Cable
Marketing Manager.....	Shannon Ritter
Graphic Design Coordinator.....	Mariana Stoopen
Marketing Coordinator.....	Perry Fallick

## PUBLICATIONS & NEW MEDIA

Director of Publications & New Media.....	Adam Brady
Publications & New Media Coordinator.....	Matt Vevoda

## PREMIUM SALES & SERVICE DEPARTMENT

Director of Premium Sales & Service.....	Jim Panetta
Premium Account Executives.....	Geoff Matthews, Timothy Thompson
Premium Services Manager.....	Jana Cannavo
Premium Services Coordinator.....	Ariana Zamora
Premium Office Coordinator.....	Lori Ortiz

## TICKETING DEPARTMENT

Manager of Ticket Operations.....	James Bakken
Assistant Ticketing Manager.....	Jonas Calicdan
Assistant Manager, Premium Ticketing.....	Gina Bulgheroni
Season Ticketing Representative.....	Eric Ogawa
Premium Ticketing Representative.....	John Watson, Robert Slaby
Group Ticketing Representative.....	Kameron Kwok

## TICKET SALES AND

## CUSTOMER SERVICE DEPARTMENT

Director of Ticket Sales & Service.....	Lisa Johnson
Senior Manager of Season & Group Sales.....	Mike Morrow
Inside Sales Manager.....	Zach Hollins
Senior Account Executive, Season Sales.....	Justin Sheppard
Group Sales Account Executives.....	Matt Payne, Jennifer D'Anna, Graham Siderius, Sarah Workman
Season Sales Account Executives.....	Nick Moller, Tim Savant Kyle Haygood, Casey Haakinson
Inside Sales Representatives.....	Eric Laliberte, Ryan Reid, Brad Clark, Dave Cacciapuoti
Season & Group Sales Coordinator.....	Brittany James

## ANAHEIM ICE

General Manager.....	Art Trotter
Hockey Manager.....	Rick Hutchinson
Skating Manager.....	John Saitta
Supervisor/Lead.....	Stacy Jackson, Darryl Racca, Phil Zamora
Operations Coordinator.....	Jill Herzog
Operations Representative.....	Cindy Frazier
Associate.....	Joe Keehler

## MISCELLANEOUS

Home Ice.....	Honda Center (opened 1993)
Capacity.....	17,174
PA Announcer.....	Mike Carlucci
Team Colors.....	Black and Gold with Orange and Silver Accents
Practice Facilities.....	Anaheim ICE (300 W. Lincoln Ave.) & Honda Center (2695 E. Katella Ave.)
Primary Developmental Affiliate.....	Iowa Chops (AHL)
Primary Home Starting Times.....	Weeknights - 7:05 p.m.; Sundays - 5:05 p.m.
Founded.....	1993

## ANAHEIM ARENA MANAGEMENT, LLC

Vice President of Operations.....	Kevin Starkey
Vice President of Finance.....	Angela Wergechik
Director of Booking.....	Jo-Ann Armstrong
Director of Events.....	Quinn Mackin
Director of Operations.....	Brent Mater
Director of Media and Communications.....	Merit Tully
Director of Marketing.....	Joel Hobson
Director of Ticket Operations.....	Mark Neumann
Controller.....	James Pearson
Senior Event Manager.....	Jason Davis
Event Manager.....	Matthew Trout
Event Services Manager.....	Marissa Geller
Financial Analyst.....	Jennifer Boyle
Operations Manager.....	Joe Barrett
Operations Office Manager.....	Shelly Baker
Parking Manager.....	Jeff Grant
Security/Public Safety Manager.....	Russell Beecher
Assistant Box Office Manager.....	Gabriel Martinez
Assistant Parking Manager.....	Lee Ewert
Assistant Security Manager.....	Anthony Bordon
Assistant Event Services Manager.....	Patrick Huntoon

Box Office Supervisors.....	Chris Williams, Elena Buenostro
Event Crew Supervisor.....	Chris DeLloyd
Maintenance Supervisor.....	Tracy Best
Conversion & Janitorial Supervisor.....	Charles Boswell
Ice Technician & Day Crew Supervisor.....	Joel Francisco
Sound Technician.....	Nate Chivers
Technical Services.....	Omar Felix
Accountant.....	Loree Peevey
Payroll Accountant.....	Ana Robles
Marketing Coordinator.....	Lauren Voors
Media & Communications Coordinator.....	Tracy Richmond
Mail Services Supervisor.....	Linda Martinez
Receptionist.....	Annabel Findley
Senior Engineer.....	Dion Beckton
Engineers.....	Robert Gibbons, Daniel Roa, Larry Ruffin, Gordon Sugimoto, Jose Arqueta
Maintenance Technicians.....	Alfonso Alvarez, Albert Quezada, Steve Ruesbach
Public Safety Officers.....	Nestor Blanco, Jeff Evans, Antonio Giordano, George Haro, Paulo Kome, Denise Mendrick, Robert Palmieri, Gordon Pitman, Robert Quinn, Benjamin Tomas, Brandon Rickert



# MEDIA INFORMATION

On behalf of the Anaheim Ducks, welcome to the 2008-09 National Hockey League (NHL) season. We hope to make your job covering the Ducks as easy and pleasant as possible. In order to help you achieve your goals in the most efficient manner, we have a few procedural guidelines of which you should be aware.

Media credentials are issued to working media only. All season and individual game credential holders should enter through the press entrance off Douglass Avenue (Northeast corner of the building). The press entrance and press will-call opens two and one-half hours prior to all games. Credentials are non-transferable, and unauthorized use will subject bearer to ejection from Honda Center and result in a loss of credential privileges.

Season media passes will be issued to recognized newspapers, magazines, television and established radio stations as well as websites affiliated with major broadcast outlets. Requests for credentials must be made on company letterhead. As mandated by the NHL, credentials will be distributed on an individual basis. Season pass holders must notify the communications office of their intentions to cover a game in order to reserve press seating.

Individual game credentials should be requested in writing through the communications department (e-mail or fax) a minimum of 24 hours prior to game time or by 2:00 p.m. Friday for all Sunday contests. Our fax number is (714) 940-2925. If you have previously received credentials from our office, you can also email requests to [agilchrist@anaheimducks.com](mailto:agilchrist@anaheimducks.com). Pre-arranged passes must be picked up at the press entrance located inside the northeast entrance. Credentials will be issued on an availability-only basis.

Credentials are good for admittance to the arena, press box, press dining room and both locker rooms. We suggest coming to the morning skate if you need an interview before the game. Both teams' locker rooms will open five minutes after the last player has left the ice, following the game's conclusion. Your cooperation is asked in maintaining a working atmosphere. **ABSOLUTELY NO AUTOGRAPHS ALLOWED DURING MEDIA ACCESS PERIODS.**

Interviews that need advance preparation or special accommodation can be arranged by contacting the Ducks communications department. This includes all live television interviews for pre and post-game.

Photo credentials will also be issued in the same manner as other passes, with camera positions assigned by team photographer Debora Robinson; photographers should check in with Debora in the press dining room prior to game time.

Telephones for the working media should be ordered through Shelly Baker with Honda Center at (714) 704-2408.

Facsimile and photocopy services are available by contacting the Ducks communications department prior to the game.

On game days when the Ducks choose to practice, they will take the ice at 10:00 or 10:30 a.m. The visiting team's practice usually starts at 11:30 a.m. Please call the Ducks communications department if there is a question regarding either team's practice schedule. ALL requests for in-between period interviews must be made by the time of the Ducks' skate that morning.

We hope this outline of procedures and guidelines will assist you in your coverage of the Ducks and the National Hockey League at Honda Center for the 2008-09 season. Please don't hesitate to contact us if you need any additional assistance. We look forward to working with you this season.

Sincerely,



Alex Gilchrist  
Director, Media & Communications  
Anaheim Ducks



**KDOC-TV**  
**ENDLESS CLASSICS**

**We're Orange County's  
only independent station  
with the Family  
Friendly Classics  
that the whole  
family can  
watch!**



Check out  
**[www.kdoc.tv](http://www.kdoc.tv)**  
for channel listings!

## HENRY &amp; SUSAN SAMUELI

ANAHEIM DUCKS HOCKEY CLUB, LLC &amp; ANAHEIM ARENA MANAGEMENT, LLC



**Susan Samuelli** was born and raised in Los Angeles, CA. She earned a B.A. in Mathematics from UC Berkeley in 1972. From 1972 to 1985 she was with IBM Corporation where she worked initially as a software programmer in the Federal Systems Division, Westlake Village, CA, and then as a Systems Engineer in the National Marketing Division, Los Angeles, CA, providing technical marketing and sales support for IBM's mid-range computer systems. In 1985 she left IBM and focused her energy on raising her children at which time she developed a keen interest in alternative health care. She developed an active consulting practice in the areas of nutrition, homeopathy, and Chinese herbs and subsequently received a Ph.D. degree in nutrition from the American Holistic College of Nutrition in 1993 and a Diploma in Homeopathy from the British Institute of Homeopathy in 1994.

**Henry Samuelli** was born in Buffalo, NY and grew up in Los Angeles, CA. He earned a B.S., M.S. and Ph.D. in Electrical Engineering from UCLA in 1975, 1976, and 1980, respectively. From 1980-1985, he worked in the defense industry and held various engineering and management positions in the Electronics and Technology Division of TRW, Inc., Redondo Beach, CA. Since 1985 Dr. Samuelli has been a professor in the Electrical

Engineering Department at UCLA, and he has also served as a Distinguished Adjunct Professor in the Electrical Engineering and Computer Science Department at UC Irvine since 2003. In 1988 he co-founded PairGain Technologies, a telecommunications equipment manufacturer, and served as a consultant and Chief Scientist of the company until 1994. In 1991 he co-founded Broadcom Corporation, a global leader in providing semiconductor solutions for wired and wireless communications. Dr. Samuelli took a leave of absence from UCLA in 1995 to be at Broadcom full-time, where he helps drive the vision of the company's research and development activities. He has published over 100 technical papers and he is a named inventor in 50 U.S. patents. Broadcom had revenues of \$3.8 billion in 2007 and employed over 6,300 people worldwide at year end.

In December 2003, Susan and Henry purchased the management contract for the Honda Center sports and entertainment venue, creating Anaheim Arena Management, LLC, to oversee all operations of the arena. In June 2005, they purchased the Anaheim Ducks National Hockey League club, Honda Center's largest tenant. In 2005 and 2008 Honda Center was ranked as the third largest grossing arena in the world



in concert ticket sales, and in 2007 the Anaheim Ducks became the first California team ever to win the Stanley Cup championship.

The success of Broadcom Corporation has also provided Susan and Henry the opportunity to support many worthwhile nonprofit organizations. After Broadcom's initial public offering in 1998 they created the Samuelli Foundation, and to date, they have gifted over \$200 million in the areas of Education, Health, Social Services, Performing Arts, and Jewish Culture. In 2003 and 2004 Susan and Henry were listed among BusinessWeek's 50 Most Generous Philanthropists in the nation.

Since relocating to Orange County, CA in 1995, Susan and Henry have become very active in the community. Susan is on the boards of the Orangewood Children's Foundation, Opera Pacific, Temple Beth El, and the Samuelli Institute, a non-profit scientific research organization they founded in 2001 focused on complementary and integrative medicine and the science of healing. Susan also serves on the Advisory Board of the Susan Samuelli Center for Integrative Medicine at UC Irvine's College of Medicine. She was honored with the UCI

Medal in March 2000 and she was the 2002 Ellen Cooperman Angel Award recipient given by the John Wayne Cancer Institute.

Henry serves on the UC President's Board on Science and Innovation, the UCLA Chancellor's Competitiveness Council, and the UC Irvine Chief Executive Roundtable. He also serves on the Industrial Advisory Boards of the Henry Samuelli School of Engineering and Applied Science at UCLA and the Henry Samuelli School of Engineering at UC Irvine. In 2000 he was awarded the University of California Presidential Medal, the UCI Medal, the UCLA School of Engineering and Applied Science Alumnus of the Year, and the IEEE Circuits and Systems Society Industrial Pioneer Award. He was elected a Fellow of the Institute of Electrical and Electronics Engineers (IEEE) in 2000, a member of the National Academy of Engineering in 2003, and a Fellow of the American Academy of Arts and Sciences in 2004. In 2005 he was awarded an Honorary Doctor of Science degree from the Technion-Israel Institute of Technology, and the Edward A. Dickson Alumnus of the Year from UCLA. In 2006 he received the IEEE Communications Society Distinguished Industry Leaders Award.





## MICHAEL SCHULMAN

Chairman of the Board,  
Anaheim Arena Management, LLC

Chief Executive Officer,  
Anaheim Ducks Hockey Club, LLC

Managing Director, H&S Ventures, LLC

Michael Schulman serves as Chairman of the Board of Anaheim Arena Management (AAM), Chief Executive Officer of Anaheim Ducks Hockey Club (ADHC), Chairman of the Board of the Anaheim Ducks Foundation and serves on the board of NHL Enterprises. In addition, he is Managing Director of H&S Ventures, the entity that manages the Samueli Family Office, AAM and ADHC. Schulman reports directly to owners Dr. Henry Samueli and Susan Samueli, and is responsible for managing and long-term planning of their profit and nonprofit entities.

Schulman's role with Honda Center began long before he was appointed Chairman of AAM in December of 2003. Schulman was the lead negotiator on behalf of the Samueli family in the acquisition of the management agreement from the bankruptcy court and the City of Anaheim. He acts as liaison between the Samueli family and AAM management and supervises all financial, legal and charitable decisions of the arena. He also acts as liaison with the other partners of AAM and the City of Anaheim. In addition, Schulman oversees all long-term capital projects including the new 57 Freeway Marquee, two new 360° LED rings, revamping of the video room and remodeling of the company offices.

Schulman's role at AAM includes overseeing all business and hockey operations. He was the lead negotiator on behalf of the Samueli family in working with Disney on the purchase of the Anaheim Ducks and also with the NHL in qualifying the Samueli family for the purchase of the team. He is responsible for developing additional ice and roller rinks in the Orange County area and was instrumental in the purchase of the Anaheim Roller Hockey Club and the Huntington Beach Coast 2 Coast rinks. Schulman was also involved with the family in changing the team name and logo, and forming the Anaheim Ducks Foundation.

Schulman's role at H&S Ventures is multi-faceted. He is the Managing Director of the family office which oversees all the family's profit and nonprofit operations. H&S Ventures serves as the manager of AAM and ADHC as well as a number of other business entities in which the Samuelis are involved.

Schulman serves on the boards of Anaheim Arena Management, Anaheim Ducks Hockey Club, Anaheim Sports Holdings, Anaheim Ducks Foundation and HS Hockey Development. Previously, he served on the boards of Commercial Capital Bank Corp., a public company listed on the NASDAQ Exchange, and currently serves on the boards of Telluride Ski and Golf Company and KDOC Television.

Schulman also serves on many nonprofit boards. He has been a member of the University of California, Irvine Foundation Board since 1991 and serves on the Stewardship Committee. He was one of the founding members and past chair of the UCI Planned Giving Leadership Council. Schulman serves on the boards of the Samueli Foundation, Samueli Institute for Information Biology, the Orange County Jewish Campus and Anaheim Ducks Foundation.

After earning his Bachelor of Arts in Economics from University of California, Berkeley, Michael went on to the University of Santa Clara Law School. In addition, Michael studied economics for one year at the University of Leeds in Leeds, England.

After law school, he was hired as a full-time law professor at the University of Southern California, after which he was a practicing attorney for a number of years and a partner with the law firm of McDermott, Will & Emery.

A native of California, Michael and his wife Sherry currently reside in Laguna Beach with two of their four children.





## BRIAN P. BURKE

Executive Vice President and General Manager  
Anaheim Ducks Hockey Club, LLC

Since the arrival of Brian Burke in the summer of 2005, no NHL team has enjoyed more success than the Anaheim Ducks. In just three seasons, the Ducks have captured their first Stanley Cup (2007), first Pacific Division title (2007) and first two 100+ point seasons (2006-07 & 2007-08). The club has qualified for the playoffs all three years, winning six-of-eight playoff series over that span. Only the Detroit Red Wings have matched the Ducks success over that stretch, having also won six-of-eight post-season series. The Ducks and former AHL affiliate Portland Pirates played in 14 combined playoff rounds over the last three campaigns, the most of any organization.

Burke received two prestigious honors in the summer of 2008. On June 6, Burke was named the General Manager of the 2010 U.S. Olympic Hockey Team by USA Hockey. On, Aug. 7, 2008, he was named a recipient of the 2008 Lester Patrick Award for outstanding service to hockey in the United States. He joined Ted Lindsay, Phil Housley and Bob Naegele in the Class of 2008.

Burke was ranked No. 1 by *The Hockey News* in the magazine's Annual GM Rankings (March 2008) and was a finalist for *The Hockey News* "Executive of the Year" in 2006. He was named the *Sporting News* "Executive of the Year" in 2001, and was named a runner-up for the same award following the 2005-06 campaign.

The 2007-08 Ducks finished with a record of 47-27-8 for 102 points. Anaheim became the first team since 2003-04 (Devils) to appear in the Stanley Cup Final and record 100+ points the following season. It was also Anaheim's second-straight 100+ point season and third consecutive season with 98+ points. Only the Ducks, Red Wings and Sharks have recorded at least 98 points each of the last three years.

Burke was named Executive Vice President and General Manager on June 20, 2005 and named Randy Carlyle Head Coach on August 1. Along with Senior Vice President of Hockey Operations Bob Murray and Assistant General Manager David McNab, he overhauled much of the club's roster. The 2005-06 Ducks finished the regular season with club records in wins (43), points (98) and goals scored (251), finishing sixth in the Western Conference. The club defeated Calgary in seven games in the first round, swept the Colorado Avalanche in the second round and eventually fell to the Edmonton Oilers in the Western Conference Finals. Just five weeks after a trip to the Conference Finals, Burke swung a massive deal with the Edmonton Oilers, landing standout defenseman Chris Pronger.

With two of the game's top defensemen in the fold, along with a talented mix of veteran leadership and young, skilled playmakers, the 2006-07 Ducks made history. The club recorded at least one standings point in each of their first 16 games (12-0-4), the longest streak in NHL history to begin a season. The Ducks went on to win their first-ever Pacific Division title, spending the final 72 games and 163 calendar days atop the division. The club defeated Minnesota (4-1), Vancouver (4-1), Detroit (4-2) and Ottawa (4-1), becoming the first West Coast team to win the Stanley Cup since the 1925 Victoria Cougars and the first U.S. team on the West Coast to win it since the 1917 Seattle Metropolitans.

Burke joined the Ducks after a six-year stint (1998-2004) as Vancouver Canucks President and General Manager, where he revitalized the team and community en route to consecutive 100+ point seasons and the 2004 Northwest Division title. Under his leadership, the team increased its point total four consecutive years from 1999-03. The 2003-04 Canucks finished with a record of 43-24-10-5 for 101 points, winning the Northwest Division.

Since the 2001-02 campaign, Burke's teams have qualified for the Stanley Cup playoffs all seven seasons, playing in 13 total post-season series. In addition, all seven of those clubs recorded at least 90+ points, including four 100+ point seasons.

Born in New England and raised in Minnesota, Burke originally joined the Canucks in June 1987 as Vice President and Director of Hockey Operations. He left the Canucks in 1992 to become General Manager of the Hartford Whalers, where he began rebuilding the club with several player transactions, including the acquisition of Chris Pronger.

Burke, 53, joined the NHL front office as Senior Vice President and Director of Hockey Operations in September of 1993. While at the league office, he served as the chief disciplinarian, ruling on violations for on-ice player conduct. He worked closely with Commissioner Gary Bettman on league direction, including collective bargaining matters.

After earning his Bachelor of Arts in History from Providence College in 1977, Burke signed professionally with the Philadelphia Flyers. He played for the Maine Mariners (Flyers' AHL affiliate) during the 1977-78 season, which culminated in a Calder Cup championship. He then returned to the classroom and graduated from Harvard Law School in 1981. Burke practiced law in Boston for the next six years, representing professional hockey players until he joined the Canucks in 1987.

In the Fall of 2006, Burke joined the Board of Directors of Children's Hospital of Orange County (CHOC) Foundation for Children and served as an Honorary Chair of the 2008 Boys & Girls Clubs of Anaheim annual gala.

Brian and his wife Jennifer currently reside in Newport Beach. He has six children: Katie, Patrick, Brendan, Molly, Mairin and Gracie.





## TIM RYAN

President/Chief Executive Officer,  
Anaheim Arena Management, LLC

Executive Vice President/Chief Operating Officer,  
Anaheim Ducks Hockey Club, LLC

Tim Ryan is now in his fourth season as Executive Vice President/Chief Operating Officer for the Anaheim Ducks. Since being named to his current post in the summer of 2005, Ryan has led the club to record levels of success in virtually every area of business operations. In addition to record ticket and sponsorship sales, Ryan has led aggressive community and fan development programs aimed at improved education, health and well-being, and recreation in the Southern California market. In response to the club's efforts, *ESPN the Magazine* ranked the Ducks No. 1 in the NHL and No. 5 in all of professional sports in their annual "Ultimate Standings" edition (May, 2008), which measures the overall success of each franchise with respect to fan relations.

Ryan is now in his 16th year with Honda Center and 30th in arena management and event creation. In addition to his duties with the NHL club, he serves as President and Chief Executive Officer of Anaheim Arena Management, LLC (AAM). In his role, Ryan oversees one of the premier entertainment and sports venues in the United States. Through mid-year 2008, Honda Center ranked second in the country and third in the world in gross ticket sales according to industry publication *Venues Today*. The facility finished behind only London's new O2 Arena and New York's Madison Square Garden. In addition, Honda Center received its seventh nomination for "Venue of the Year" in the United States by *Pollstar Magazine* in 2007.

Through strategic planning, business development and event production, Ryan ensures the arena is active with a variety of first-class events. Under his guidance, the arena has been home to the 2003 World Gymnastics Championships and 2005 World Badminton Championships; the John R. Wooden Classic; five NCAA events, including the first two rounds of the Men's Basketball Tournament in 2008 and the first Frozen Four west of the Rocky Mountains in 1999; and a variety of professional sports teams, including indoor soccer, arena football and indoor lacrosse. Performances by world-renowned musical artists and family shows are also plentiful year after year for Orange County and Southern California fans. Since 1993, over 26 million people have been entertained at Honda Center, enjoying more than 2,500 events.

As Executive Vice President/Chief Operating Officer of the Anaheim Ducks, Ryan oversees all business operations of the professional hockey team. He assumed his current dual roles on June 20, 2005 when the Ducks were purchased by Dr. Henry and Susan Samueli, owners of AAM. In just three years, the club's season ticket base has grown from 7,000 in 2005 to a club-high 15,000 in 2008. The team enters the 2008-09 NHL season with a club-record 77 consecutive sellouts after becoming the second local NHL team (1991-92 Kings) to sell out a complete season.

Ryan has also spearheaded several initiatives from the Samuelis, including charitable programs that support approximately 500 non-profit organizations annually and an expanded grass-roots marketing program. The Anaheim Ducks are now actively involved in over 20 local-area hockey rinks and are working toward the creation and development of several new rinks to be built in Southern California. In the summer of 2006, Ryan oversaw the unveiling of the club's new name and logo, along with the change in arena title-rights sponsorship – from the Arrowhead Pond of Anaheim to Honda Center. Ducks merchandise sales have soared both locally and nationally since the change.

In 1992, after a long career at the Long Beach Arena, Ryan joined the then Arrowhead Pond of Anaheim as Assistant General Manager. He was promoted to General Manager in 1998 and was named *Pollstar Magazine* "Facility Executive of the Year" for 2001. Near the end of 2003, the management contract for the arena was purchased by Anaheim Arena Management, LLC and Ryan was named President/CEO of both the company and the arena.

In addition to managing the 19,000-seat arena, Ryan is active in both the entertainment industry and in the local community. He helped to establish ArenaNetwork, an association that strives to increase the volume of business for its members. He also serves on the boards of several non-profit groups, including Big Brothers Big Sisters of Orange County, Los Angeles Sports Council, Orangewood Children's Foundation, Stars and Stripes Tournament, Tiger Woods Foundation and Tiger Woods Learning Center.

Ryan graduated from California State University, Long Beach in 1979 with a Bachelor's Degree in Finance. He lives with his wife Michele in Huntington Beach and enjoys golf, fly-fishing and skiing.



## BOB MURRAY

Senior Vice President of Hockey Operations  
Anaheim Ducks Hockey Club, LLC

Bob Murray enters his fourth year as Senior Vice President of Hockey Operations, after being named to the post on July 14, 2005. In his role, he reports directly to Executive Vice President and General Manager Brian Burke. Much of Murray's work behind the scenes over the last three seasons has led directly to many successful trades and other player transactions by Anaheim. During that three-year period, the Ducks have won a Stanley Cup (2007), a Pacific Division title (2007), and qualified for the playoffs each season.

Murray's responsibilities include overseeing all aspects of player development, serving as General Manager of Anaheim's American Hockey League (AHL) affiliate (now the Iowa Chops). Prior to the club's affiliation with Iowa, Murray was the General Manager of the Portland Pirates of the AHL from 2005-08. The Pirates went to the Conference Finals twice (2006 & 2008) appearing in six playoff rounds. Anaheim and Portland combined to win 10 and appear in 14 playoff rounds over the last three seasons, both the most of any organization in hockey.

Prior to joining the Ducks, Murray worked as a Professional Scout with the Vancouver Canucks from 1999 to 2005 under then-General Manager Brian Burke (1998-2004). Murray's scouting expertise helped to build teams that recorded 100+ point season two years in a row (2002-03 and 2003-04) and advanced to the Stanley Cup Playoffs four seasons in a row (2001-04). Before his stint in Vancouver, he served as a Scouting Consultant for Anaheim during the 1998-99 season.

Murray was a member of the Chicago Blackhawks organization for 25 years, serving as General Manager from 1997-99. He was named the sixth General Manager in team history on July 3, 1997. He was promoted to the post after serving as Assistant General Manager under Bob Pulford for two seasons. Before joining upper-management, Murray was named the Director of Player Personnel in 1991 and was largely responsible for the club's NHL Entry Draft selections over eight seasons.

Drafted by the Blackhawks in 1974, Murray spent his entire 1,008-game, 15-year career in a Chicago uniform. He became just the fourth player in Blackhawks history to reach the 1,000-game plateau. In addition, he became the first defenseman in club history to appear in 100 postseason contests, reaching the mark during the 1990 Stanley Cup Playoffs. In all, Murray scored 132-382=514 points and currently ranks second in all-time points among Blackhawk defensemen (13th overall in club history). He was named to both the 1981 and 1983 NHL All-Star Games. Murray retired at the conclusion of the 1989-90 season. Known for his work ethic, intelligence and determination as a player, Murray remained with the organization as a Professional Scout following his retirement in 1990.

Bob and his wife Betsy reside in Chicago. He has four children (Kevin, Andrew, Amanda and Katie) and a granddaughter (Mikayla).





## DAVID McNAB

Assistant General Manager  
Anaheim Ducks Hockey Club, LLC

An original member of the Ducks, David McNab is now in his 14th season as Anaheim's Assistant General Manager, his 31st year overall in the NHL. His duties include having an expertise on the new Collective Bargaining Agreement and its relationship to the salary cap in the NHL, contract and arbitration negotiation, player evaluation and scouting.

McNab's impact on the Ducks is significant. Anaheim has appeared in Stanley Cup Final twice (2003 & 2007) in the last five NHL seasons, including a championship in 2007.

The club has won nine playoff rounds since 2003, the most in the NHL (Detroit is second with seven). In recent years, McNab scouted and signed collegiate free agents Andy McDonald, Chris Kunitz, Dustin Penner, Ryan Shannon, Ryan Carter and Curtis Glencross.

Prior to being named as the Ducks' Assistant General Manager in December of 1995, the 52-year-old McNab was the club's first Director of Player Personnel, and was largely responsible for the team's selections in the 1994-96 NHL Entry and Supplemental Drafts. McNab has also held the position as General Manager of the Ducks' top farm team in the American Hockey League for six seasons (the Baltimore Bandits during the 1996-97 season and the Cincinnati Mighty Ducks from the 1997-2002 seasons) while also working on the AHL's competition committee for many of those years.

Considered to be one of the hardest working and knowledgeable scouts in the National Hockey League, McNab began his professional scouting career in 1978 with the Washington Capitals, where he spent four seasons. In 1982, McNab was signed by the Hartford Whalers, where he spent seven seasons as a scout, the last two as the Director of Player Recruitment. He then joined the New York Rangers in 1989, where he worked for four seasons before leaving to join the Disney-owned Ducks in 1993. His work with the Rangers helped the club to the 1994 Stanley Cup championship.

A graduate of the University of Wisconsin in 1978 with a degree in Communication Arts, McNab was also a goaltender on one of the greatest college hockey teams of all-time, the 1977 University of Wisconsin Badgers' NCAA championship team. He was drafted by the St. Louis Blues in the ninth round of the 1975 NHL Entry Draft (151st overall). McNab has worked on numerous occasions for USA Hockey, both as an Assistant General Manager for the United States in the World Championships on three different occasions, as well as serving as a consultant for the 1984, 1988 and 1992 United States Olympic Teams. He has also been a three-time member of the selection committee that votes for the Hobey Baker Award, college hockey's version of the Heisman Trophy.

A member of one of the most respected families in the NHL, McNab is the son of the late Max McNab and brother of Peter McNab. Max played on the 1950 Stanley Cup champion Detroit Red Wings and was a former general manager with the Washington Capitals and New Jersey Devils. He was also a recipient of the 1998 Lester Patrick Award given annually for "outstanding service to hockey in the United States." Peter played in 954 NHL games, scoring 363 goals and 813 points in a 14-year career and currently ranks 106th all-time in goal scoring in the history of the National Hockey League. Peter is currently a broadcaster with the Colorado Avalanche.

David McNab was born in Vancouver, British Columbia, but grew up in San Diego, California and graduated from Point Loma High School in San Diego in 1973. He became a U.S. citizen in 1983. He and his wife, Kari, were married in Minneapolis, Minnesota in 1989 and have two daughters, Ali (17) and Erica (15). The McNab family resides year round in Yorba Linda, California.







## DAVID NONIS

Senior Advisor of Hockey Operations  
Anaheim Ducks Hockey Club, LLC


David Nonis joined the Ducks on June 20, 2008 as Senior Advisor of Hockey Operations. Nonis works closely with Executive Vice President/General Manager Brian Burke, Senior Vice President of Hockey Operations Bob Murray and Assistant General Manager David McNab on all hockey-related issues.

Nonis spent the previous 10 years with the Vancouver Canucks organization. He spent the first six seasons as Senior Vice President, Director of Hockey Operations (1998-2004) before being promoted to Senior Vice President and General Manager in May 2004. Under his leadership, the Canucks produced the best season in franchise history in 2006-07, setting club records for both points (105) and wins (49). In addition, Nonis negotiated a blockbuster trade with Florida on June 23, 2006, bringing goaltender Roberto Luongo to Vancouver.

Prior to joining the Canucks, Nonis was the Manager of Hockey Operations for the NHL for four seasons (1994-98). During his tenure, he became a Collective Bargaining Agreement specialist, helping to finalize sections of the document when the previous edition was drafted prior to the 1994-95 season. Nonis originally broke into the NHL with the Canucks in 1990 where he was responsible for corporate contracts, computer scouting and team services.

A native of Burnaby, British Columbia, Nonis played for the Burnaby Bluehawks (British Columbia Junior Hockey League) from 1982-84. He then played four seasons at the University of Maine, serving as team captain in 1987 and 1988 while also leading the club to consecutive NCAA Frozen Four appearances.

David and his wife Susan have one son, Nicholas.





## BOB WAGNER

Senior Vice President/Chief Marketing Officer  
Anaheim Ducks Hockey Club, LLC  
Anaheim Arena Management, LLC

Bob Wagner enters his fourth year as Senior Vice President/Chief Marketing Officer for the Anaheim Ducks after being named to the position on June 20, 2005. He has held the same position for Anaheim Arena Management, LLC (AAM) since 2004. Wagner has more than 24 years of experience in sports marketing, primarily in the Southern California market. In his current role, he leads all aspects of business operations, including: broadcasting, sponsorship, ticket sales, premium sales, marketing, community relations, entertainment, fan development, media sales, and communications for both the Ducks and Honda Center.

In just three years since the purchase of the team by Henry and Susan Samuelli in 2005, Wagner has secured several new sponsorship agreements and exponentially increased such revenue, including the recent creation of a media sales division for the NHL club. Wagner has negotiated new broadcast agreements with FSN PRIME TICKET, KDOC-TV and AM 830 in expanding game and hockey-related programming in Southern California. In addition, Wagner led the name and uniform change for the team, beginning the process late in 2005 and completing it by June 2006.

In addition to his club responsibilities, Wagner negotiated his fourth title-rights sponsorship deal in 2006. After negotiations with several companies bidding on the arena, the Arrowhead Pond of Anaheim officially became Honda Center on Oct. 3, 2006. Earlier in his career, Wagner secured three other title-rights sponsorship agreements: Edison International Field of Anaheim (1998), Powerade (with NHRA, 2001) and Arrowhead Pond of Anaheim (1993).

Wagner started his career in 1979, joining Fluor Corporation as a Human Resources Manager. Changing direction in 1984, Wagner joined the sales and marketing team of the then California Angels. After nearly 10 years, he left his position as Director of Sales and Marketing to start the National Hockey League's Mighty Ducks of Anaheim. In 1996, he returned to baseball when Anaheim Sports, Inc., purchased the Angels. In his role as Vice President of Sales & Broadcasting, Wagner successfully built both teams' relationships with local and national partners. As a member of the Ducks' inaugural staff, he was charged with launching the sponsorship, advertising and broadcast sales efforts of the expansion team. On the Angels side, he developed and implemented the club's first freestanding, in-mall retail store while designing and bringing to market a new logo and jersey for the club.

In 2000, after 16 years in Anaheim with professional baseball and hockey, Wagner joined the National Hot Rod Association (NHRA) as Vice President of Sales and Business Development. He secured title and presenting sponsors for 24 national events, coordinated the sale of broadcast inventory with ESPN and ESPN2 and worked with the marketing department to develop and implement sales and marketing strategies. Four years later, in July of 2004, he returned to Orange County and Honda Center as the Vice President/Chief Marketing Officer.

An advocate for the sports and entertainment industry, Wagner has taught sports management courses at the graduate level for four years, three with University of San Francisco at its satellite campus in Orange and one with California State University, Long Beach. He is a member of the Advisory Board for Long Beach State University's Sports Management Program. In addition, Wagner is a member of the board at the Newport Beach Sports Museum and the Anaheim Prep Sports/Activities Foundation.

A California State University, Long Beach graduate and native of Seal Beach, California, Wagner currently resides in Dove Canyon with his wife, Debbie, and their three children, Ryan, Amanda and Nick.



## STEVE OBERT

**Vice President of Sales & Marketing**  
**Anaheim Ducks Hockey Club, LLC**  
**Anaheim Arena Management, LLC**

Steve Obert is in his fourth year as Anaheim's Vice President of Sales & Marketing. He oversees all sales, marketing, community relations and premium seating efforts for Honda Center and the NHL club.

Since joining the Ducks in the summer of 2005, Obert has successfully managed the marketing and ticket sales team that realized significant season seat increases and fan participation. The club enters the 2008-09 campaign having sold out a club-record 77 straight games. The Ducks had a complete home season sellout in 2007-08, marking just the second local NHL team (1991-92 Kings) to accomplish the feat.

A native of Dallas, Texas, Obert joined the Ducks and Honda Center after three-and-a-half years with USA Gymnastics as Director of Marketing. While with Team USA, he worked heavily with sponsors and corporate partners and implemented all marketing strategies for the organization, including overseeing all ticket sales activities and event day presentation. Before joining USA Gymnastics, Obert was the Director of Event Management and New Business Development for the Massachusetts Sports Partnership from February 2000 through January 2002.

Obert was also the regional sales director for Amalie Oil Company (1998-00) and spent five years in sales and promotions with the Dallas Cowboys of the National Football League (1993-98). He graduated from Texas A&M University with a Bachelor of Science degree in May of 1992.

Steve and his wife Barbara reside in Laguna Niguel. They have one son, Joseph, and a daughter, Fendley.



## KIM KUTCHER

**Vice President of Human Resources**  
**Anaheim Ducks Hockey Club, LLC**  
**Anaheim Arena Management, LLC**

Kim Kutcher enters her fourth year with the Anaheim Ducks and Anaheim Arena Management and her third as Vice President of Human Resources. In her role, Kutcher works with all three companies involved with Honda Center, including the Anaheim Ducks Hockey Club, Anaheim Arena Management and Anaheim ICE Management.

With over 16 years of HR experience, she oversees all human resource aspects of the organizations, including: recruiting, orientation, employee relations, compensation and benefits, training development and delivery, organizational design, performance management, policies and procedures, and recognition and retention programs. Kim continues to play a critical role on the executive management team, designing and implementing HR initiatives to strengthen overall company performance.

Prior to joining the Anaheim Ducks in 2005, Kim was the HR Manager for the parent company, H&S Ventures. Before taking on that role, Kim had spent seven years working in various human resources management roles for PricewaterhouseCoopers, supporting their consulting practice.

A resident of Tustin, Kim received an MBA from San Diego State University and a Bachelor of Science in business management from the University of Redlands. She has been a member of the Society of Human Resource Management (SHRM) for over 12 years.



## DOUG HELLER

**Vice President of Finance  
Anaheim Ducks Hockey Club, LLC**

Doug Heller enters his third season as Vice President of Finance for both the Ducks and Anaheim ICE. He has over 17 years of experience as a financial executive in both the banking and insurance industries. His primary responsibilities are overseeing both organizations' finance departments, including financial reporting, budgeting and forecasting.

Heller spent five years (2002-06) with Long Term Care Group, Inc. as its Chief Financial Officer. Long Term Care Group is a privately held insurance administrator with annual revenue of approximately \$100 million. While with Long Term Care Group, Heller oversaw the company's rapid growth in both revenue and operating income, as well as a successful sale to a new ownership group. Prior to his time in insurance, Heller spent 10 years with Pacific National Bank where he served first as Chief Financial Officer and then as President of PNB Mortgage, a subdivision of the company.

Heller graduated from the University of Colorado, Boulder with a Bachelor of Science Degree in accounting in 1979 and became a Certified Public Accountant in 1983.

Doug has lived in Irvine for the past 19 years. He and his wife Linda have two children, Jacob and Hailey. In his spare time, he enjoys a variety of outdoor activities, including skiing, golfing and watching his son play ice hockey.



## KEVIN STARKEY

**Vice President of Operations  
Anaheim Arena Management, LLC**

Kevin Starkey was named Vice President of Operations for Anaheim Arena Management (AAM) on Oct. 24, 2007.

Starkey's career in public facilities and arena management has spanned more than 16 years. Along the way he has accumulated a long list of accomplishments. Most recently he was the point person for Honda Center's highly successful \$13 million renovation, which included a new 95-foot marquee located adjacent to the 57 Freeway, a completely remodeled club level restaurant (Jack Daniel's Old No. 7), a second in-arena LED ring and a remodeled Anaheim Ducks Team Store.

Starkey, hired by the arena in 1993, has also been instrumental in all facets of the building's day-to-day operational efforts, including all beautification, maintenance, changeover and capital improvements.

Prior to coming to Honda Center, Starkey worked at the Great Western Forum, then home to the National Basketball Association's Los Angeles Lakers and the National Hockey League's Los Angeles Kings.

A native of Torrance, California, Starkey graduated from California State University, Long Beach where he played quarterback for the school from 1979-80. In addition, he played three seasons in the Canadian Football League (CFL) with the Ottawa Rough Riders and the Montreal Concorde and was a member of the 1981 Ottawa club that fell to Warren Moon and the Edmonton Eskimos (26-23) in the CFL's Grey Cup. He also played two seasons in the United States Football League with the Oakland Invaders and Portland Breakers.

Kevin and his wife Christine reside in Murrieta, California. He has three children, Sean, Alyssa and Christian.





## ANGELA WERGECHIK

Vice President of Finance  
Anaheim Arena Management, LLC

Now in her 14th year at Honda Center, Angela Wergechik is the Vice President of Finance for Anaheim Arena Management, LLC (AAM). In her current role, she is responsible for the overall financial planning and management of AAM, including the annual development of the budget, business and capital improvement plans and monthly reporting.

Wergechik was promoted to her current post in May 2006, after serving as the company's Director of Finance for eight years. Before joining AAM, she accrued 10 years of accounting experience, previously serving the Ducks, the Walt Disney Company's Internal Audit Department, Deloitte and Touche, LLC and the Merchant Bank of California.

In April 2002, Angela had an instrumental role in the successful transfer of ownership from the building's then-management company, Covanta Energy Corporation, parent company to Ogden Facility Management, to its current management company, Anaheim Arena Management, LLC. Her financial expertise came into play once again when she oversaw the purchase of the Anaheim Ducks by AAM's parent company in June 2005.

Wergechik holds a Bachelor of Arts degree in accounting from Loyola Marymount University and became a Certified Public Accountant in 1993. When away from the office, Wergechik donates her time to the Volunteer Income Tax Assistance program (VITA), an IRS tax organization. She's also on the Board of Directors for Taller San Jose, an organization which provides learning and vocational training for youth in Santa Ana. Angela resides in Irvine.





## RANDY CARLYLE

Head Coach

Randy Carlyle enters his fourth season as Head Coach of the Anaheim Ducks. He was named the seventh head coach in team history on August 1, 2005, and has since recorded the most wins (138) and highest winning percentage (.630) in team history.

Carlyle led the Ducks to a 47-27-8 record for 102 points last season, second place in the Pacific Division and fourth in the Western Conference, extending a franchise record with a third straight trip to the NHL Stanley Cup Playoffs. Never having garnered 100 points in a single season prior to Carlyle's arrival, the Ducks reached the 100-point mark for the second consecutive season in 2007-08.

In only his second season as an NHL head coach, Carlyle led the Ducks to their first ever Stanley Cup championship in 2007. The Ducks defeated Minnesota (five games), Vancouver (five games), Detroit (six games) and Ottawa (five games) to become the first California team to win hockey's ultimate prize. Carlyle also led the Ducks to their first Pacific Division championship in 2006-07, compiling a regular-season record of 48-20-14 for 110 points. The club set franchise records in most major statistical categories, including wins, standings points and goals (254), eclipsing marks the team set the previous season. In 246 regular season games as an NHL head coach, Carlyle has a 138-74-34 record (.630 winning percentage).



### RANDY CARLYLE'S HEAD COACHING RECORD

Season	Team	League	GP	REGULAR SEASON					PLAYOFFS	
				W	L	T	*OTR	PTS	W	L
1995-96	Winnipeg	NHL		-Assistant Coach-						
1996-97	Manitoba	IHL		-Assistant Coach-						
	Manitoba	IHL	32	16	14	NA	2	34	-	-
1997-98	Manitoba	IHL	82	39	36	NA	7	85	0	3
1998-99	Manitoba	IHL	82	47	21	NA	14	108	2	3
1999-00	Manitoba	IHL	82	37	31	NA	14	88	0	2
2000-01	Manitoba	IHL	82	39	31	NA	12	90	6	7
2002-03	Washington	NHL		-Assistant Coach-						
2003-04	Washington	NHL		-Assistant Coach-						
2004-05	Manitoba	AHL	80	44	26	7	3	98	8	6
2005-06	ANAHEIM	NHL	82	43	27	-	12	98	9	7
2006-07	ANAHEIM	NHL	82	48	20	-	14	110	16	5
2007-08	ANAHEIM	NHL	82	47	27	-	8	102	2	4
<b>NHL Totals</b>			<b>246</b>	<b>138</b>	<b>74</b>	<b>-</b>	<b>34</b>	<b>310</b>	<b>27</b>	<b>16</b>
* 1996-97 to 1998-99		Shootout Loss					* 1999-00	Shootout Points		
* 2000-01		Overtime Points					* 2004-05 to 2007-08	Overtime Loss		

# HEAD COACH

In his first year as a head coach in the NHL (2005-06), Carlyle led the Ducks to playoff series wins vs. Calgary (seven games) and Colorado (four games), before the club fell in the Conference Finals to Edmonton (five games). Anaheim's playoff run followed a then best regular season performance in team history when the club set then team records in wins (43), points (98) and goals scored (251).

Carlyle, 52, spent the 2004-05 season as Head Coach of the Manitoba Moose, Vancouver's primary development affiliate in the American Hockey League (AHL). He led Manitoba to a 44-26-3-7 record (.613 winning percentage) and an appearance in the 2005 Calder Cup Semifinals.


In all, Carlyle spent six seasons (1996-01 & 2004-05) as Head Coach in Manitoba (both in the International and American Hockey Leagues), earning a career mark of 222-159-52-7 with the franchise. He had the additional duties of General Manager of the Moose from 1996-00, adding the title of club President for the 2001-02 season. The Sudbury, Ontario native helped the Moose to a 47-21-14 record for 108 points in 1998-99, for which he was named the IHL's General Manager of the Year.

Following the 2001-02 season, Carlyle joined the coaching staff of the Washington Capitals. He served as an Assistant Coach with Washington for two years (2002-04), helping the organization return to the Stanley Cup Playoffs in his first season before rejoining Manitoba in 2004-05.

Carlyle played 17 seasons in the NHL with Toronto, Pittsburgh and Winnipeg. He appeared in 1,055 games and earned 148-499=647 points. Known as a fiery, tough-nosed defenseman, he was selected to play in four NHL All-Star Games and won the Norris Trophy as the league's top defenseman in 1981. He set a career high with 82 points in 1980-81, appearing in 76 games with Pittsburgh that season. In all, Carlyle had five seasons in which he topped the 50-point plateau. He appeared in 69 NHL postseason games as a player, earning 9-24=33 points.

At the conclusion of his playing career in 1993, Carlyle remained with the Winnipeg organization's hockey operations staff, eventually becoming an Assistant Coach for the 1995-96 season.

Randy and his wife Corey have three children, sons Craig (24) and Derek (22), as well as daughter Alexis (12). The family resides in Anaheim Hills.



## RANDY CARLYLE'S CAREER PLAYING STATISTICS

Season	Team	League	REGULAR SEASON						PLAYOFFS				
			GP	G	A	Pts.	PIM	+/-	GP	G	A	Pts.	PIM
1973-74	Sudbury	OMJHL	12	0	8	8	21	-	4	0	0	0	6
1974-75	Sudbury	OMJHL	67	17	47	64	118	-	15	3	6	9	21
1975-76	Sudbury	OMJHL	60	15	64	79	126	-	17	6	13	19	70
1976-77	Toronto	NHL	45	0	5	5	51	-19	9	0	1	1	20
	Dallas	CHL	26	2	7	9	63	-	-	-	-	-	-
1977-78	Toronto	NHL	49	2	11	13	78	4	7	0	1	1	8
	Dallas	CHL	21	3	14	17	31	-	-	-	-	-	-
1978-79	Pittsburgh	NHL	70	13	34	47	78	4	7	0	0	0	12
1979-80	Pittsburgh	NHL	67	8	28	36	45	-	5	1	0	1	4
1980-81	Pittsburgh	NHL	76	16	67	82	136	-16	5	4	5	9	9
1981-82	Pittsburgh	NHL	73	11	64	75	131	-16	5	1	3	4	16
1982-83	Pittsburgh	NHL	61	15	41	56	110	-26	-	-	-	-	-
1983-84	Pittsburgh	NHL	50	3	23	26	82	-25	-	-	-	-	-
	Winnipeg	NHL	5	0	3	3	2	4	3	0	2	2	4
1984-85	Winnipeg	NHL	71	13	38	51	98	23	3	0	2	2	4
1985-86	Winnipeg	NHL	68	16	33	49	93	-12	-	-	-	-	-
1986-87	Winnipeg	NHL	71	16	26	42	93	-6	10	1	5	6	18
1987-88	Winnipeg	NHL	78	15	44	59	210	-20	5	0	2	2	10
1988-89	Winnipeg	NHL	78	6	38	44	78	-19	-	-	-	-	-
	Canada	WEC-A	9	1	4	5	4	-	-	-	-	-	-
1989-90	Winnipeg	NHL	53	3	15	18	50	8	-	-	-	-	-
1990-91	Winnipeg	NHL	52	9	19	28	44	6	-	-	-	-	-
1991-92	Winnipeg	NHL	66	1	9	10	54	4	5	1	0	1	6
1992-93	Winnipeg	NHL	22	1	1	2	14	-6	-	-	-	-	-
<b>NHL Totals</b>			<b>1055</b>	<b>148</b>	<b>499</b>	<b>647</b>	<b>1400</b>	<b>-112</b>	<b>69</b>	<b>9</b>	<b>24</b>	<b>33</b>	<b>120</b>

# ASSISTANT COACHES



## DAVE FARRISH

### Assistant Coach

Dave Farrish enters his fourth season as an Assistant Coach of the Anaheim Ducks. He was named to his current post on August 9, 2005 and won his first Stanley Cup with the club in 2007.

Farrish, 52, joined the organization after one season with the Pensacola Ice Pilots of the ECHL (2004-05). Farrish served as Head Coach and Vice President of Hockey Operations with Pensacola, leading the club to the league's best record (51-16-5, .743 winning percentage).

A native of Lucknow, Ontario, Farrish brings 18 years of coaching experience to the Ducks' bench. Farrish has served as Head Coach of 1,027 professional hockey games between the American Hockey League (AHL), International Hockey League (IHL) and the ECHL, compiling a record of 520-402-83-22.

Before joining Pensacola, he led the Louisiana IceGators (ECHL) to four consecutive division championships from 2000-01 to 2003-04. After leading the IceGators to a 56-12-4 record in 2001-02, Farrish was named the ECHL Coach of the Year.

Prior to his time in the ECHL, he was the Head Coach of the Springfield Falcons of the AHL from 1997-98 to 1999-00, compiling a record of 113-96-27. From 1993-94 to 1996-97, Farrish served as Head Coach in the IHL with the Salt Lake City Golden Eagles (1993-94) and Fort Wayne Komets (1995-96 and 1996-97).

Farrish began his coaching career with Moncton of the AHL in 1989-90, where he coached until joining the New Jersey Devils as an Assistant Coach under Herb Brooks for the 1992-93 season. Including the Devils, Farrish's teams have qualified for postseason play in 15 of his 18 seasons.

Farrish played seven seasons (1976-77 to 1983-84) in the NHL as a defenseman with Toronto, Quebec and the New York Rangers. In 430 regular season games, he recorded 17-110=127 points. Farrish was originally drafted by the Rangers in the second round (24th overall) of the 1976 NHL Entry Draft.

Dave and his wife Roxanne reside in Anaheim Hills.



## NEWELL BROWN

### Assistant Coach

Newell Brown begins his sixth season as an Assistant Coach with the Anaheim Ducks. Prior to rejoining the organization in August of 2005, Brown spent four seasons with the Columbus Blue Jackets as an Associate Coach. The Cornwall, Ontario native originally served as an Assistant Coach for the Ducks in the 1998-99 and 1999-00 seasons.

A 2007 Stanley Cup champion, Brown has over 20 years of coaching experience at the NCAA, American Hockey League (AHL) and NHL levels. Prior to his original stint with Anaheim, Brown was an Assistant Coach with the Chicago Blackhawks for two seasons, 1996-98.

Before joining the NHL ranks, Brown spent four seasons in the Detroit Red Wings organization as Head Coach of the Adirondack Red Wings, Detroit's AHL affiliate. He also served as Head Coach of Michigan Tech University from 1990-92 and was an assistant at his alma mater, Michigan State University, from 1986-90. He helped the Spartans win back-to-back regular season and CCHA tournament titles in 1988-89 and 1989-90.

As a player, Brown spent two seasons with the Cornwall Royals of the Ontario Hockey League in 1978-79 and 1979-80 and helped the Royals win the Memorial Cup in 1979. From 1980-84, Brown played at Michigan State, where he served as team captain in his final three seasons and earned First Team All-CCHA honors in 1982.

Vancouver's sixth pick (158th overall) in the 1982 NHL Entry Draft, Brown spent one year in the Canucks organization playing with Fredricton (AHL) and Muskegon (IHL) in 1984-85 before serving as captain of the Canadian National Team in 1985-86.

Newell and his wife Lori have a daughter, Erika, and son, Adam. The family resides in Yorba Linda.





## FRANÇOIS ALLAIRE

### Goaltending Consultant

François Allaire enters his 13th season as Anaheim's Goaltending Consultant.

Long considered one of hockey's foremost experts on goaltending, Allaire has worked extensively with Anaheim goaltenders since he joined the club. He helped Guy Hebert become the franchise's first All-Star goaltender (1997 All-Star Game) and under his direction, Jean-Sebastien Giguere has become one of the league's best. Giguere backstopped Anaheim to the 2007 Stanley Cup championship and won the Conn Smythe Trophy as the 2003 Playoff MVP. In 2007-08, the Ducks goaltenders combined for the best save percentage (.920) and second-best goals-against average (2.20) in the NHL.

A three-time Stanley Cup champion, Allaire spent 12 seasons with the Montreal Canadiens organization prior to joining the Ducks. As the team's Goaltending Coach, he helped the club win the Stanley Cup in 1986 & 1993, working with net-minder Patrick Roy beginning in 1984-85 until 1995-96. During that period, Roy won two Conn Smythe Trophies, four William Jennings Trophies, three Vezina Trophies and was named to the league's end of season All-Star Team five times. Roy also appeared in six NHL All-Star Games in that span.

Allaire was also instrumental in developing the Montreal Canadiens young goalies, who won the Happy Holmes Trophy (AHL team with fewest goals against) on four occasions and the Baz Bastien Trophy (AHL's best goaltender) on three occasions. Throughout his career, Allaire has worked with more than 40 goaltenders that have gone on to sign or play with NHL clubs.

A graduate of the University of Sherbrooke with a degree in physical education, he has also published four books on goaltending, pre-season physical preparation and sports psychology. In 2003, Allaire was named one of the "Top 100 People of Power and Influence" inside the hockey industry by *The Hockey News*.

The 53-year-old Allaire resides in Boisbriand, Quebec.



## JOE TROTTA

### Video Coordinator

Joe Trotta returns for his fourth season as Video Coordinator for the Anaheim Ducks. In his role, Trotta works closely with the coaching staff in compiling all pre-scout and game film for review.

Prior to joining the Ducks, Trotta served as Head Coach of the Los Angeles Jr. Kings, an 18-and-under AAA team, for two seasons. He spent the 2003-04 season coaching alongside former Kings and current Blackhawks assistant coach Mark Hardy. Trotta has nearly 300 games experience as an assistant coach at the professional level with the Columbus Chill (ECHL), Indianapolis Ice (IHL and CHL) and Peoria Rivermen (ECHL).

While with the Ice, he won the 1999-00 Miron Cup as CHL champions. In addition, Trotta has coached under former AHL Coaches of the Year Don Granato (Worcester) and Bruce Cassidy (Grand Rapids). In all, Trotta has accrued over 12 years of coaching experience.

Prior to coaching, the Los Angeles native played hockey at the junior level in British Columbia and senior hockey in Northern Alberta. In addition, he played for the Dayton Jets of the All-American Hockey League in Dayton, Ohio. Trotta currently resides in Anaheim and enjoys fishing and watching sports in his spare time.

## SEAN SKAHAN

### Strength and Conditioning Coach

Sean Skahan enters his seventh season as the Strength and Conditioning Coach for the Anaheim Ducks. Skahan joined the Ducks in 2002 and is responsible for the overall strength and conditioning program for all players in the Ducks system. Skahan also coordinates all off-ice training at the annual prospect conditioning camp.

Prior to working with the Ducks, he was the Assistant Strength and Conditioning Coach at Boston College for the 2001-02 season where he worked with the hockey team. In 2000-01, he was the Assistant Strength and Conditioning Coach at the University of North Dakota. While earning his Master's degree in Kinesiology, the Massachusetts native worked as a Graduate Assistant Strength Coach at the University of Minnesota from 1999-00. He earned his bachelor's degree in exercise physiology from the University of Massachusetts at Boston in 1998. He also holds certifications from the National Strength and Conditioning Association (N.S.C.A.) and USA Weightlifting.

Sean, his wife Hillary and son Will reside in Anaheim Hills.



## RICK PATERSON

### Director of Professional Scouting

---

Rick Paterson was named Director of Professional Scouting on July 20, 2005.

Paterson has more than 30 years of experience as a player, coach and scout and has won the Stanley Cup four times. Along with his championship with the Ducks in 2007, he won the title with Tampa Bay (2004) and Pittsburgh (1991 & 1992). Prior to joining the Ducks, he spent seven years with the Tampa Bay Lightning, winning the 2004 Stanley Cup as the club's Chief Professional Scout. With Tampa Bay, he was responsible for scouting the NHL, American Hockey League (AHL) and professional leagues in Europe.

As a player, Paterson spent 10 years in the Chicago Blackhawks organization from 1978-88. He appeared in 430 NHL games and 63 playoff contests. Before his NHL career began, he spent five seasons in the Quebec Major Junior Hockey League with the Cornwall Royals and was inducted into their Hall of Fame in 2002.

After retiring from the NHL as a player, Paterson joined the Pittsburgh Penguins as an Assistant Coach from 1988-93, winning the Stanley Cup in 1991 and 1992. He coached the Penguins' AHL affiliate in Cleveland from 1993-97 and joined the Tampa Bay Lightning as Assistant Coach in 1997-98. Paterson remained in that role until being named a Professional Scout prior to the start of the 1999-00 season.

Paterson and his wife Kathy reside in Florida and have twins: son David, and daughter Ashley. He also has a daughter, Brittany, who is entering her senior year at McGill University in Montreal, Quebec.



## MARTIN MADDEN

### Director of Amateur Scouting

---

Martin Madden begins his first season with the Ducks, serving as the Director of Amateur Scouting. In his role as chief amateur scout, Madden will evaluate top prospects throughout North America and attend all the major European junior tournaments. He will also play a key role in producing a final prospect list leading up to the 2009 NHL Entry Draft.

A native of Quebec City, Madden spent the last four years as an amateur scout for Carolina, winning the Stanley Cup with the Hurricanes in 2006. Prior to his time in Carolina, he served as a scout for the New York Rangers for seven seasons. Martin received his first scouting position with the Halifax Mooseheads of the Quebec Major Junior Hockey League (QMJHL) while completing his M.B.A. in Finance at HEC Montreal.

Madden played center at high-level minor hockey until Midget AAA. He walked on as a freshman for the McGill University hockey team but stopped playing to concentrate on his studies, completing a degree in engineering.

Madden played center at high-level minor hockey until Midget AAA. He walked on as a freshman for the McGill University hockey team but stopped playing to concentrate on his studies, completing a degree in engineering.

Martin and his wife Lyssa reside in Montreal, Quebec. This past summer, the couple enjoyed the activities surrounding the 400th anniversary of Quebec City, including a concert by Paul McCartney. In his spare time, Martin racks up countless kilometers cycling in the Montreal and Quebec City regions. He also is passionate about golf, tennis, the NFL, wine and music.



## ALAIN CHAINEY

### Assistant Director of Amateur Scouting

An original member of the Ducks, Alain Chainey is entering his 16th season with the team. Chainey is instrumental in the organization's preparation for the NHL Entry Draft.

A native of Thetford-Mines, Quebec, Chainey has over 15 years experience as a hockey coach, including three seasons as an assistant coach with the Quebec Nordiques (1988-90). The 56-year-old Chainey spent 1990-93 as a head coach in the Quebec Major Junior Hockey League (QMJHL) with both Beauport and Victoriaville.

The 1984-85 Canadian Collegiate Coach of the Year, Chainey also played three seasons in the QMJHL, as well as three seasons for the University of Moncton. He received a bachelor's degree from the university in physical education in 1974.

Chainey enjoys playing golf as much as possible during the summer months. He and his family reside in Ste-Foy, Quebec.



## GLEN COCHRANE

### Amateur Scout

Glen Cochrane enters his second season with the Ducks after spending the past five seasons scouting for the Colorado Avalanche. With the Ducks, Cochrane is responsible for amateur scouting across Western Canada and tournaments held in Europe.

A Kamloops, British Columbia native, Cochrane played in 411 NHL games with Philadelphia, Vancouver, Chicago and Edmonton from 1978-89, collecting 17-72=89 points with 1,556 PIM as a defenseman. Following his professional career, Glen joined the WHL ranks in 1995 as an assistant coach for the Kelowna Rockets. He continued his coaching career for the next 10 years at both the junior and minor league levels. Cochrane joined the Colorado Avalanche organization for the 2001-02 season, assuming similar responsibilities that he currently holds with the Ducks.

Glen and his wife Joan have three daughters: Shelby (22), Paige (20) and Tegan (16). The family resides in Kelowna, British Columbia. In his spare time, Cochrane enjoys fishing, cycling and traveling with his family.



## JEFF CRISP

### Amateur Scout

Jeff Crisp is in his sixth season with the Ducks as an Amateur Scout.

Crisp's main responsibilities with the Ducks include scouting the Western Hockey League, Minnesota high schools, Western Canadian Tier II Junior Hockey and the United States Hockey League. He was previously a member of the Calgary Flames scouting department for four seasons (1999-03).

From 1995-99, Crisp was the Director of Marketing and Communications for the Peterborough Petes of the Ontario Hockey League after graduating with a degree in Economics from the University of Calgary.

Crisp's father, Terry, was Head Coach of the 1989 Stanley Cup champion Calgary Flames. He also won two Cups as a player with the Philadelphia Flyers in 1974 and 1975.

Jeff and his wife Trish have two sons: Tommy (6) and Kale (4). The family resides in Calgary, Alberta, where Jeff also helps coach a high school baseball team and Trish works as a special education teacher.



## JAN-ÅKE DANIELSON

### European Scout

Jan-Åke Danielson is in his 11th season with the Ducks as a European Scout.

Prior to joining the Ducks organization, Danielson worked as a full-time coach in Sweden from 1987-98. During that time, he also coached for Sweden's World Jr. Championship team five times. He was also a part-time scout for the Florida Panthers for three years.

Danielson played for five years in the Swedish Elite League before attending the University of Wisconsin, where he was a member of the school's 1983 National Championship Team. He graduated from Wisconsin in 1986 with a degree in Physical Education and still enjoys spending at least part of his summer vacationing in the United States.

The 46-year-old Danielson resides in Gothenburg, Sweden with his wife Regina. The couple's two daughters, Gabriella (15) and Cecilia (11), are competitive figure skaters and are among the top athletes for their age-group in Sweden.



## KONSTANTIN KRYLOV

### European Scout

Konstantin Krylov is in his 13th season with the Ducks, serving as one of the club's European scouts. Krylov was the first-ever Russian-born scout hired by a National Hockey League team when he joined the staff of the Minnesota North Stars in 1990.

Krylov spent time with the San Jose Sharks scouting department, prior to joining the Ducks in 1996. He likes jazz, blues and rock music as well as collecting any kind of NHL statistics publication. His hobbies include mountain biking and photography.



## JOHN McMORROW

### Amateur Scout

John McMorrow enters his seventh year of amateur scouting and his third with the Ducks. Prior to joining the Ducks, McMorrow served as an amateur scout for the Vancouver Canucks based in New England, focusing on North America.

Before joining the scouting ranks, McMorrow coached all ages of hockey for over 20 years. In 1977, he graduated from Providence College where he was a two-sport athlete in golf and hockey. He played in the NCAA golf tournament twice before being selected by the New York Rangers (184th overall) in the 1975 NHL Entry Draft.

McMorrow resides in Rye, New Hampshire with his wife Kim. He has three children: Shannon (25) Bryan (22) and Andrew (1).



## PAVEL ROUTA

### European Scout

Pavel Routa is in his sixth season as an Amateur Scout with Anaheim. He also has eight seasons of experience as a European Scout for the Florida Panthers.

From 1996-03, he scouted internationally at tournaments and various levels of European hockey. In his position with the Ducks, Routa is responsible for evaluating talent of the European hockey leagues and scouting international tournaments on the continent.

Pavel and his wife Karla have two daughters: Magda (6) and Julia (5). The family enjoys playing tennis and has a clay court at their home. Pavel also enjoys watching soccer. The Routas live in the Czech Republic.



## JIM SANDLAK

### Amateur Scout

Jim Sandlak enters his first season with the Ducks as an amateur scout. His main responsibilities include scouting the Ontario Hockey League (OHL) and USA Hockey's Under-18 development program.

A veteran of 549 NHL games, Sandlak spent 11 seasons with the Vancouver Canucks and Hartford Whalers. He collected 110-119=229 career NHL points while also appearing in 33 Stanley Cup Playoff contests. Sandlak also won the gold medal with Team Canada at the 1985 World Juniors before winning silver as team captain the following year. After his playing career, Jim worked in the grocery industry, owned his own construction company and most recently served as an assistant coach for the Sarnia Sting (OHL).

Jim and his wife Susan have two sons: Patrick (17) and Carter (15). He spends most of his spare time traveling between Patrick's football games and Carter's hockey games. The family vacations at their Northern Ontario cottage during the summer, enjoying recreational activities such as boating and fishing. In addition, Jim continues to work on his golf game when time permits.



Anaheim 2008 first-round draft pick Jake Gardiner.





## DOUG SHEARER

---

### Equipment Manager

Doug Shearer enters his second season with the Ducks, his 25th in the National Hockey League. A veteran of 2,061 NHL regular season games as an equipment manager, Shearer logged his 2,000th game in a 6-3 Ducks win on Nov. 15, 2007 at Los Angeles.

Shearer joined the Ducks after serving as the Head Equipment Manager for the Washington Capitals from 1983-07. While with the Capitals, Shearer saw the club advance to the Stanley Cup Final during the 1997-98 season. He joined the Capitals organization at the start of the 1981-82 season, serving as the head trainer for the Hershey Bears, Washington's primary affiliate of the American Hockey League (AHL).

Shearer also had the privilege to join Team USA on several occasions as the head equipment manager, including the 2003 World Championship in the Czech Republic, the 2002 Olympic Winter Games in Salt Lake City, Utah and the 1997 World Championship in Finland. In addition, he served as equipment manager for the 1999 NHL All-Star Game in Tampa, following Washington's appearance in the Stanley Cup Final.

A native of Salisbury, North Carolina, Doug and his wife Carrie have two children: Zach and Amy. The family resides in Maryland. Shearer is a graduate of West Chester State College and holds a Bachelor of Science degree in Health and Physical Education. In his spare time, Doug enjoys hunting and fishing.



## JOHN ALLAWAY

---

### Assistant Equipment Manager

John Allaway returns for his 16th season as the club's Assistant Equipment Manager.

A member of the Ducks staff since the team's inception, Allaway came to Anaheim in August of 1993 from the Buffalo Sabres where he had served as Assistant Equipment Manager for the previous four seasons.

The 43-year-old Allaway has the primary responsibility of assisting Equipment Manager Doug Shearer in coordinating supplies and equipment used by the NHL club. Other duties include locker room set-up and equipment repair.

The Rochester, New York native and his wife JoAnne have two daughters, Nicolette and Racquel. The family resides in Yorba Linda.



## CHRIS KINCAID

---

### Equipment Assistant

Chris Kincaid enters his 16th season with the Ducks and first as Anaheim's Equipment Assistant.

Having been with the organization since its inception in 1993, Kincaid has also worked for Team USA on two different occasions. He joined gold medal-winning Team USA at the 1996 World Cup as well as in Nagano, Japan for the 1998 Olympic Winter Games.

The Utica, New York native assists Equipment Manager Doug Shearer in handling equipment transfers for visiting teams at Honda Center and Anaheim ICE.

Kincaid lives with his wife Marisa in Whittier and enjoys boating and outdoor sports in his free time. He is the proud father of three children and three grandchildren.



## TIM CLARK

### Head Athletic Trainer

Tim Clark enters his fourth season as the Anaheim's Head Athletic Trainer and has more than 15 years experience in the field. In his role, Tim works closely with players and team physicians in all aspects of medical operations.

Prior to joining the Ducks, Clark served as the Assistant Athletic Trainer with the Washington Capitals for six seasons. Before his time in hockey, he gained experience as the athletic trainer for various professional and collegiate basketball, soccer and lacrosse teams.

He is a member of the National Athletic Trainers Association, the Professional Hockey Athletic Trainers Society, is a Certified Athletic Trainer and is trained by the American Red Cross in advanced first aid, CPR and basic life support. Tim earned his Bachelor of Education-Science from Slippery Rock University in 1993 and earned a Master of Education-Science degree from Salisbury State University in 1995.

Tim and his wife Tracy have a daughter, Bailee (8), and a son, Landon (4). The family resides in Rancho Santa Margarita.



## MEAGHAN BEAUDOIN

### Assistant Athletic Trainer

Meaghan Beaudoin enters her first season as Assistant Athletic Trainer with the Ducks. She brings with her over six years of experience, honing her skills while working at the high school, collegiate and professional levels of her trade.

Beaudoin attended Cal Poly, San Luis Obispo, graduating in 2005 with a Bachelor of Science degree in Kinesiology. After completing her studies, she became the Head Trainer for the athletic programs at Coast Union High School in Cambria, California, while also serving as a graduate assistant in the athletic training room at Cal Poly. She relocated to Southern California in 2006 and is completing her final semester in the Athletic Training Program at Chapman University this Fall. She began her original stint in Anaheim's training room during the 2007-08 season as a rotational intern.

Originally from Valley Springs, California, Beaudoin currently resides in Newport Beach. She enjoys cycling, snowboarding and any outdoor activity that brings her to the beach.



## JAMES PARTIDA

### Massage Therapist

James Partida enters his fourth season as Massage Therapist for the Anaheim Ducks. He assumed the role in September 2005.

Prior to joining the Ducks, Partida served as a massage teacher, honing his technique after his interest peaked while taking a shiatsu massage class in 1994. He received his certified massage therapist degree at the Shiatsu Massage School of Southern California. Partida also has a physical medicine assistant license from Pacific College in Santa Ana, California. This past summer, James received his ART (active release technique) certification, a practice that is becoming well known in the industry.

Partida resides in Chino with his wife Kathleen and their three daughters: Nicole (21), Rosie (17) and Sydney (9). The couple is expecting the arrival of their first son, James Rafael, this Fall. The family spent most of last summer moving into a new house, but also enjoys vacationing in Florida, Lake Havasu and Las Vegas in their spare time.

# TEAM PHYSICIANS



## DR. CRAIG MILHOUSE

### Team Physician

Now in his 16th season as Team Physician with the Ducks, Dr. Craig Milhouse serves in the same capacity with the Angels and the Fullerton Junior College Athletic Department.

Milhouse's current professional duties also include his private practice in Internal Medicine and Athletic Medicine in Orange and a role as Medical Consultant for Honda Center. He previously served for 10 years at the Kerlan-Jobe Orthopedic Clinic in Anaheim.

A native of Detroit, Michigan, Milhouse received his Bachelor of Science degree from the University of Michigan in 1976 and Medical Degree from Wayne State University School of Medicine in 1980. He completed his Medicine/Surgery Internship at St. John's Hospital in Detroit, MI (1980-81) and his Internal Medicine Residency at Huntington Memorial Hospital in Pasadena, California (1981-84). Milhouse served his Sports Medicine Fellowship at Kerlan-Jobe Orthopedic Clinic in Inglewood, California (1990-91) and received his Board Certification in Internal Medicine in 1984.

Milhouse has worked as Team Physician for the Los Angeles Rams (1993-95), the University of Southern California (1988-93), Occidental College (1992-93), Anaheim Bullfrogs, Anaheim Piranhas and Anaheim Splash. In 2003, Milhouse served as the Medical Director for the World Gymnastics Championships and has been a voluntary member of the Tournament of Roses for the past 20 years. He and his wife Pamela have two sons, Jonathan and Alex. The family resides in Yorba Linda.



## DR. RONALD GLOUSMAN

### Team Physician

Dr. Ronald Glousman has served as the Team Orthopaedic Surgeon for the Anaheim Ducks since their inaugural season in 1993-94. Prior to his time with the club, Dr. Glousman provided services as the Team Orthopaedic Surgeon for the USC Athletic Department. Currently the Team Physician for the Fullerton College Athletic Department, Dr. Glousman also serves as a consultant for the Los Angeles Lakers, the Los Angeles Dodgers and other professional and collegiate teams associated with the Kerlan-Jobe Orthopaedic Clinic.

Having been in private practice with the Kerlan-Jobe Orthopaedic Clinic since 1986, Dr. Glousman sees patients both in their Los Angeles and Anaheim offices. He is currently Chairman of the Kerlan-Jobe Research Committee and has authored numerous research studies, book chapters, and journal publications. His educational roles include the training of orthopaedic surgeons who spend an additional year completing a sports medicine fellowship at the clinic.

Dr. Glousman graduated from the UCLA Medical School with honors, and completed his Orthopaedic Surgical Training at USC. He is currently a Clinical Associate Professor of Orthopaedic Surgery at the USC School of Medicine and Board Certified with the American Board of Medical Examiners and the American Board of Orthopaedic Surgery.

Born in Los Angeles, Dr. Glousman and his wife Marci have three children. He is an avid traveler, snow skier, scuba diver, tennis player and golfer.



## DR. JEFFREY PULVER

### Oral Surgeon


Dr. Jeffrey J. Pulver begins his 16th year with the Ducks. A 20-year member of the Southern California dental community, Dr. Pulver also works as a consultant to the Angels.

Dr. Pulver, a native of Chippewa Falls, Wisconsin, received his DDS degree from Marquette University in 1977. He completed a surgical internship at Mount Sinai Medical Center in Milwaukee in 1978, and oral and maxillofacial surgery residency at UCI Medical Center in Orange and VA Medical Center in Long Beach in 1981. He is Board Certified in OMFS

and past president of NHL Team Dentistry Society.

Specializing in Oral and Maxillofacial Surgery and implant dentistry, Dr. Pulver is in private practice in Orange, California. He is director of the "Center for Oral Reconstruction and Education" (C.O.R.E.) providing continuing education and mentoring programs in surgical implant dentistry and anesthesia emergency management. Dr. Pulver has clinical and research interests in bone graft physiology and reconstructive jaw surgery.

Dr. Pulver and his wife Karen reside in Orange County. Their son, Ross, and daughter, Kristyn, both graduated from Villa Park High School and UCLA. Both played high school and collegiate water polo and are pursuing careers in the medical and dental fields.



# HONDA CENTER & THE COMMUNITY



# DUCKS STAFF



**Champ Baginski**  
Fan Development  
Manager



**James Bakken**  
Manager of Ticket  
Operations



**Randy Bernabe**  
Media Sales  
Coordinator



**Adam Brady**  
Director of Publications  
& New Media



**Chris Brown**  
Entertainment Manager



**Gina Bulgheroni**  
Assistant Manager,  
Premium Ticketing



**Seth Cable**  
Manager of Graphic  
Design



**Dave Cacciapuoti**  
Inside Sales  
Representative



**Jonas Calicdan**  
Assistant Ticketing  
Manager



**Jana Cannavo**  
Premium Services  
Manager



**Jesse Chatfield**  
Service Coordinator



**Brad Clark**  
Inside Sales  
Representative



**Janet Conley**  
Executive Asst. to the  
SVP/CMO



**Rich Cooley**  
Editor/Producer



**Jennifer D'Anna**  
Group Sales Account  
Executive



**Andre Delsol**  
Communications  
Seasonal Employee



**Tim Diener**  
Research Analyst



**Linda Dubois**  
Accounting Clerk



**Rob Dumlao**  
Accounting Assistant



**Lysnie Estes**  
Senior Manager of Fan  
Development, Youth  
Hockey Programs



**Alex Evezich**  
Director of Corporate  
Relations & Research



**Perry Fallick**  
Marketing Coordinator



**Kent French**  
Host/Producer



**Tiffany Frish**  
Broadcasting  
Coordinator



**Nate Gardner**  
IT Associate





**Bret Gerber**  
Sales Manager



**Alex Gilchrist**  
Director of Media & Communications



**Cheryl Gorman**  
Executive Asst. to the EVP/COO



**Wendy Grover**  
Director of Corporate Partnerships



**Kyle Haygood**  
Season Seat Account Executive



**Steve Hoem**  
Media & Communications Manager



**Zach Hollins**  
Inside Sales Manager



**Joseph Hwang**  
Senior Manager of Fan Development, School & Education Programs



**Cindy Iwami**  
Executive Assistant to the Vice President of Sales & Marketing



**Brittany James**  
Season & Group Sales Coordinator



**Lisa Johnson**  
Director of Ticket Sales & Service



**Tracie Jones**  
Director of Marketing



**Rachel Kaizoji**  
Naming and Title Rights Manager



**Kameron Kwok**  
Group Ticketing Representative



**Eric Laliberte**  
Inside Sales Representative



**Ryan Lichtenfels**  
Manager of Hockey Operations



**Kris Loomis**  
Senior Manager of Signature Programs & Events



**Melody Martin**  
Controller



**Davin Maske**  
Arena Vision Editor/Producer



**Geoff Matthews**  
Premium Account Executive



**Adam Mendelsohn**  
Senior Media & Marketing Manager



**Jamie Minkler**  
Signature Programs & Events Manager



**Tanya Mitchell**  
Director of Media Sales



**Nick Moller**  
Season Seat Account Executive



**Sarah Montecinos**  
Production Coordinator

# DUCKS STAFF



**Christina Morrow**  
Administrative Asst.,  
Hockey Ops



**Mike Morrow**  
Senior Manager of  
Season & Group Sales



**Wendy Mulhall**  
Human Resources  
Manager



**Rod Murray**  
Director of  
Entertainment/  
Multi-Media



**Troy Naragon**  
IT Associate



**Maureen Nyeholt**  
Executive Asst. to the  
EVP/GM



**Erin Ogawa**  
Manager of Corp.  
Relations & Research



**Eric Ogawa**  
Season Ticketing  
Representative



**Lauren O'Gorman**  
Media &  
Communications  
Manager



**Lori Ortiz**  
Premium Office  
Coordinator



**Bonner Paddock**  
Senior Sales Manager



**Jim Panetta**  
Director of Premium  
Sales & Service



**Matt Payne**  
Group Sales Account  
Executive



**Ryan Reid**  
Inside Sales  
Representative



**Shannon Ritter**  
Marketing Manager



**Lisa Rubalcaba**  
Human Resources  
Coordinator



**Matt Savant**  
Director of Fan  
Development



**Tim Savant**  
Season Seat Account  
Executive



**Justin Sheppard**  
Senior Account  
Executive, Season Sales



**Graham Siderius**  
Group Sales Account  
Executive



**Bob Sipowich**  
Associate Producer



**Rosanna Sitzman**  
Financial Analyst



**Jamal Spears**  
Senior Manager of  
Media Sales



**Bobby Sponheimer**  
Community Relations  
& Fan Development  
Seasonal Employee



**Mariana Stoopen**  
Graphic Design  
Coordinator

# DUCKS STAFF



**Gabriel Suarez**  
Associate Producer



**Aaron Teats**  
Director of  
Broadcasting



**Regina Terrana**  
Payroll Supervisor



**Timothy Thompson**  
Premium Account  
Executive



**Guy Tomcheck**  
Media Sales Manager



**Jesse Tyler**  
Community  
Relations Manager



**Peter Uvalle**  
Producer



**Donna Vass**  
Human Resources  
Manager



**Matt Vevoda**  
Publications &  
New Media  
Coordinator



**Aimee Waddle**  
Community  
Relations Seasonal  
Employee



**Jennifer Walker**  
Community  
Relations Manager



**John Watson**  
Premium Ticketing  
Representative



**Matt Wiech**  
Sales Manager



**Mike Wing**  
IT Manager



**Sarah Workman**  
Group Sales  
Account Executive



**Wendy Yamagishi**  
Director of  
Community  
Relations & Public  
Affairs



**Ariana Zamora**  
Premium Services  
Coordinator





# ANAHEIM ARENA MANAGEMENT



**Jo-Ann Armstrong**  
Director of Booking



**Shelly Baker**  
Operations Office  
Manager



**Russell Beecher**  
Security/Public Safety  
Manager



**Anthony Bordon**  
Assistant Security  
Manager



**Charles Boswell**  
Conversion & Janitorial  
Supervisor



**Jennifer Boyle**  
Financial Analyst



**Nate Chivers**  
Sound Technician



**Jason Davis**  
Senior Event Manager



**Chris DeLloyd**  
Event Crew Supervisor



**Lee Ewert**  
Assistant Parking  
Manager



**Omar Felix**  
Technical Services



**Annabel Findley**  
Receptionist



**Joel Francisco**  
Ice Technician & Day  
Crew Supervisor



**Marissa Geller**  
Event Services  
Manager



**Jeff Grant**  
Parking Manager



# ANAHEIM ARENA MANAGEMENT



**Joel Hobson**  
Director of Marketing



**Patrick Huntoon**  
Assistant Event  
Services Manager



**Quinn Mackin**  
Director of Events



**Linda Martinez**  
Mail Services  
Supervisor



**Brent Mater**  
Director of Operations



**Mark Neumann**  
Director of Ticket  
Operations



**James Pearson**  
Controller



**Lorie Peevey**  
Accountant



**Tracy Richmond**  
Media &  
Communications  
Coordinator



**Ana Robles**  
Payroll Accountant



**Matthew Trout**  
Event Manager



**Merit Tully**  
Director of Media &  
Communications



**Lauren Voors**  
Marketing Coordinator

## ANAHEIM ICE



**Cindy Frazier**  
Operations  
Representative



**Jill Herzog**  
Operations  
Coordinator



**Rick Hutchinson**  
Hockey  
Manager



**John Saitta**  
Skating  
Manager



**Art Trottier**  
General  
Manager



**Phil Zamora**  
Supervisor/Lead



# TELEVISION INFORMATION

## PRIME FSN TICKET™

FSN PRIME TICKET is the destination for the most local, comprehensive coverage of the Anaheim Ducks. In its 16th season as a telecast partner, FSN PRIME TICKET has Brian Hayward in the booth for his 15th season as the Ducks analyst while John Ahlers is back for a seventh season as play-by-play announcer. A select number of regular season 2008-09 Ducks game telecasts on PRIME TICKET will be available in HD.

Anaheim Ducks telecasts on PRIME TICKET are extended by "Ducks Live." Hosted by PRIME TICKET reporter Bill Macdonald, "Ducks Live" provides unmatched access to the Anaheim Ducks. Expert analysis, informative interviews and signature segments further connect viewers to the team. "Ducks Live" is brought to Ducks fans live from the Honda Center.

In addition to the Anaheim Ducks, PRIME TICKET is home of the Los Angeles Dodgers, Los Angeles Clippers, Chivas USA, Los Angeles Sparks, Los Angeles Avengers, USC Trojans, UCLA Bruins, local high school sports and Big West, ACC and Pac-10 conference competition. The team-specific and locally-produced "Live" and "Insider" shows are on FSN PRIME TICKET. Original programs such as "Lexus Gauntlet Live," "High School Spotlight," "Before the Bigs," "In My Own Words," and more air on PRIME TICKET.

PRIME TICKET and its sister network, Fox Sports WEST, have been providing local sports coverage to Southern California, Nevada and Hawaii for over 20 years. Together, PRIME TICKET and Fox Sports WEST present more live, local sports programming than any other network or broadcast system in the market. Fox Sports WEST provides 24-hour sports programming to more than 6.7-million subscribers; PRIME TICKET reaches 6.0 million subscribers. The partner networks combine to produce over 700 live sporting events and telecast 5,000 hours of original programming every year. For complete national and regional sports news, provocative opinions, telecast schedules and updated statistics, visit [www.foxsports.com](http://www.foxsports.com).



KDOC-TV begins its fourth year as broadcast home of the Ducks. KDOC-TV will be broadcasting 19 games (live) during the 2008-09 campaign.

Since KDOC-TV hit the airwaves in 1982, the station has grown considerably. From its celebrity roots to its current high definition status, KDOC-TV draws nearly one million viewers each week.

KDOC-TV covers the entire Los Angeles television market of 5.6 million homes. KDOC-TV is the Orange County cornerstone of the biggest advertising market in the world.

KDOC-TV is Orange County's only commercial television station for "your home for Endless Classics, where Retro Rules." The station is currently celebrating its 25th anniversary. KDOC-TV is dedicated to providing Southern California viewers with irresistible, wholesome family entertainment through its engaging blend of popular classic TV shows; relevant local programs such "Daybreak OC," Southern California's first weekday morning show to focus on Orange County; and exciting Ducks hockey.



## JOHN AHLERS

### Television Play-by-Play

John Ahlers enters his seventh year as the Ducks' play-by-play voice on FSN PRIME TICKET and KDOC. He has called 331 regular season broadcasts since joining the club.

Each season, Ahlers is a significant contributor to the team's award-winning Ducks S.C.O.R.E. program, an educational initiative that impacts over 25,000 elementary school students. He teaches the students the value of teamwork in sports, in school and in life. Using team building exercises that relate to hockey, this interactive presentation demonstrates the importance

to work effectively with others to achieve success in all endeavors. Ahlers can also be seen and heard at many of the Ducks community relations' events, where he works as host and emcee.

Prior to joining the Ducks, Ahlers was with the Tampa Bay Lightning organization.

While in Tampa Bay, Ahlers served as radio play-by-play voice from 1999-02. A 19-year broadcast veteran with over 1,400 games behind the microphone, he also worked as host of the Lightning's television pre-game show and "Lightning Weekly," a magazine-format program aired on Florida's Sunshine Television Network.

Prior to his stint with Tampa Bay, Ahlers spent five seasons as the television and radio voice of the International Hockey League's (IHL) Detroit Vipers. During that time, he also worked as broadcaster of the IHL Game of Week and Turner Cup Finals for Fox Sports Net. While with the Vipers, he received numerous awards, including the IHL Broadcaster of the Year in 1995 and Emmys for Best Sports Broadcasts in 1995, 1998 and most recently in 2003 for Best Live Sports Broadcast during Game 4 against Detroit in the first round of the Stanley Cup Playoffs.

A graduate of Michigan State University, he's also been the voice of the Salt Lake Golden Eagles (IHL) and the Louisville IceHawks (East Coast Hockey League) as well as Michigan State and Colorado College hockey.

John and his wife Cindi were married in the summer of 2008. The couple resides in Alison Viejo.



## BRIAN HAYWARD

### Television Color Analyst

The original television analyst for the Anaheim Ducks, Brian Hayward returns for his 16th season with the club. He has called 819 regular season Ducks games since joining the club. Over the past 15 years, he has earned a reputation as one of hockey's most articulate and informative analysts. He's also been an active member of the Orange County community since joining the Ducks, participating in numerous charitable events on behalf of the club.

Hayward has also called national games for NBC, ABC, ESPN, ESPN2 and CBC. He appeared as an analyst for the "NHL on NBC," which included work at the 2006 Olympic Winter Games in Torino, Italy. He served as color commentator for the 2004 World Cup of Hockey on ESPN's telecasts of the event. In 1998, he was a roving reporter during the Stanley Cup Final for ESPN, where he had the distinction of interviewing President Bill Clinton during a game in Washington.

After earning All-America honors as a goaltender at Cornell in 1982, Hayward went on to play in the NHL with the Winnipeg Jets, Montreal Canadiens, Minnesota North Stars and San Jose Sharks. In 1984-85, Hayward established a franchise record by winning 33 games with the Jets.

In Montreal, he teamed with Patrick Roy to win the William M. Jennings Trophy three consecutive years (1987-89) as the team allowing the fewest goals over the course of the regular season. Hayward also appeared in the Stanley Cup Final in 1986 with Montreal and 1991 with Minnesota.

A member of the inaugural San Jose Sharks in 1991-92, Hayward gained experience as an analyst on select Sharks games while sidelined with injuries. When a back injury forced a premature end to his playing career, he became a full-time broadcaster with the Ducks.

A native of Toronto, Ontario, Hayward holds a degree in business management from Cornell. He resides in Anaheim Hills with his wife Angela and daughter Courtney.

# AM 830

AM 830 is proud once again to be the home of 2008-09 Anaheim Ducks. In addition to exciting Ducks play-by-play action, AM 830 is the flagship station to Los Angeles Angels of Anaheim baseball and Notre Dame football.

As well as running marquis sporting events, AM 830 is the home of "The Sports Lodge" with Roger Lodge and Dave Smith, the only live and local sports talk show in the morning. The station is also home to "The Drive" with Dave Smith in the afternoon. Stay tuned to the AM 830 all day long, and stay informed with happenings in the Southland.

AM 830 is your Southern California 50,000 watt radio powerhouse.



Skyview Networks serves as the official radio network provider of the Anaheim Ducks. The club announced a multi-year extension with Skyview on September 15, 2005.

Skyview Networks currently provides the radio network distribution and inventory management solutions for over 30 professional franchises, as well as three major universities. It also serves the state news network of California and Arizona.

Founded in 1995, Skyview Satellite Networks is based in Scottsdale, Arizona and focuses on providing radio network and inventory management solutions to professional and collegiate sports programs. For more information, visit [www.skyviewsatellite.com](http://www.skyviewsatellite.com).





## STEVE CARROLL

### Radio Play-by-Play

Steve Carroll celebrates his 10th season as the Ducks' radio play-by-play voice in 2008-09, having called 652 regular season games since joining the club. A veteran of 31 years as a play-by-play announcer, he joined the team prior to the 1999-00 season.

After landing his first play-by-play job as voice of the Mineral Area Junior College Men's Basketball Team (Flatriver, Missouri) in 1976, Carroll has gone on to broadcast in several sports at both the college and professional levels.

The long list of baseball teams includes the Nashville Sounds (Triple-A), Huntsville Stars (Double-A) and Iowa Cubs (Triple-A), covering 17 years. He has been employed in nine states and has called action in every state with the exception of Alaska and Idaho. At one point in the mid-1990s, Carroll was in Nashville broadcasting for five teams in three sports while freelancing for a newspaper. His work included covering the Nashville Knights of the ECHL and Vanderbilt University basketball and football (radio and television).

Carroll joined the Ducks after spending the previous two seasons handling the radio play-by-play duties for the New Orleans Brass of the ECHL, including serving in the communications, media relations and corporate sales departments. He also called games for the New Orleans Zephyrs, a Triple-A affiliate of the Houston Astros, from 1996-98. In addition, he handled play-by-play for the New Orleans Storm professional soccer team.

The 53-year-old Carroll has previous NHL broadcasting experience with the Philadelphia Flyers, serving as radio play-by-play announcer for the 1995-96 season. He also called action for the New Haven Nighthawks of the AHL during the 1985-86 season and the Des Moines Buccaneers (USHL) from 1981-85.

A native of St. Louis, Missouri, Carroll is also a contributor to AnaheimDucks.com, the club's official team website. On behalf of the team, he's served as an emcee at several charity events during the season and in the summer months. Carroll also co-hosted "This Week in Angels Baseball" for two years on Adelphia Cable in Southern California.

Steve and his wife Rhonda reside in Ladera Ranch.



## BRENT SEVERYN

### Radio Color Analyst

Brent Severyn enters his fourth season as radio color analyst with the Ducks, joining Steve Carroll in the broadcast booth throughout the season. He also serves as co-host for the Ducks' Postgame Radio Show immediately following every home game in front of a live audience, giving fans a chance to interact with the hosts and various players interviewed throughout the season. In addition to his radio duties, Severyn has filled in several times over the last three years as the Ducks television analyst, teaming with play-by-play voice John Ahlers.

Before coming to Anaheim, the former Duck logged five years of hockey broadcasting experience in both radio and television. He worked as an analyst with FSN Southwest in Dallas, and with the Stars' postgame radio coverage on 1310 AM, The Ticket.

Severyn is actively involved in the community with both the Ducks and Dallas Stars. He works extensively with athletes from all competition levels and has started his own community program called Sevy's Bikes for Kids and Assistance.

A native of Vegreville, Alberta, Severyn was a member of the 1997-98 Mighty Ducks of Anaheim. Severyn is President of his own multi-faceted company, Severyn Sports Inc., which is based out of Dallas, Texas and has a sports training facility in Addison, Texas. He also operates [www.severynsports.com](http://www.severynsports.com) in conjunction with his programs.

A seven-year NHL veteran and with 15 years of professional hockey experience, Severyn played 328 games between Quebec, Florida, the New York Islanders, Colorado, Anaheim and Dallas. In 1999, he was a member of the Stanley Cup-winning Dallas Stars. Severyn was drafted by Winnipeg in the fifth round (99th overall) of the 1984 NHL Entry Draft.

# HONDA CENTER



Nestled in the heart of Orange County, Honda Center stands as one of the premier entertainment and sports venues in the country. Opened in 1993, the venue is owned by the City of Anaheim and managed by Anaheim Arena Management, LLC. Home to the 2007 Stanley Cup champion Anaheim Ducks and annual John R. Wooden Classic, the arena annually hosts favorites such as the Harlem Globetrotters, Stars on Ice and Ringling Bros. and Barnum & Bailey Circus.

Performances by world renowned musical artists and family shows are also plentiful year after year for the fans of Orange County and Southern California. Since 1993, more than 26 million fans have been entertained at Honda Center, enjoying more than 2,500 events.

The venue recently received its seventh nomination for "Venue of the Year" in the United States by *Pollstar Magazine* for 2007. The early part of 2008 featured one of the strongest concert lineups in recent memory with Billy Joel, Elton John, Keith Urban & Carrie Underwood, Bon Jovi, and Bruce Springsteen all performing at Honda Center.

Honda Center offers fans a facility that is both beautiful to behold and a delight in which to view any event, reflecting state-of-the-art design in both form and function. The arena, which recently went through a nearly \$13 million renovation, affords visitors incredibly comfortable seating and some of the best sight lines and proximity to the action found anywhere. The creation of The Theatre at Honda Center in 2001 as a separate venue allows for intimate performances in front of a crowd of approximately 7,000 people.

The complete arena encompasses 650,000 square feet of space and is lined inside and out with marble and granite from around the world. The building's roof spans 444 feet by 329 feet, more than 100 feet above the arena floor.

The arena has three levels of seating. Closest to the arena floor is the Plaza Level with 5,200 seats and 39 luxury suites. Just 21 rows above ice, the exclusive Club Level is accessible only to Premium Seat holders. It contains 1,750 seats, 44 luxury suites and the Jack Daniel's Old No. 7 Club. The third level, the Terrace Level, has a total of 9,200 easily accessible seats.

The arena is located in Orange County, east of the 57 (Orange) freeway on Katella Avenue. Five major freeways (57, 22, 5, 91, 55) are conveniently located within a five-mile radius of the building.

## HONDA Center

**Seating Capacity (including Suites):** 17,174 for hockey and other rink events; 17,608 for basketball; 18,900 for center stage events; 18,325 for end stage events and 7,000 for Theatre events. Seating is customized per event.

**Arena Highlights:** NCAA Men's Basketball Tournament First and Second Round (2008), NCAA Men's Basketball Tournament

Western Regionals (1998, 2001, 2003), 1999 NCAA Frozen Four, 2003 World Gymnastics Championships, 2004 U.S. Team Trials - Gymnastics, 2005 World Badminton Championships, U2, Bette Midler, Paul McCartney, Eagles, Barbra Streisand, Gwen Stefani, Luis Miguel, Sarah Brightman, Rod Stewart, David Bowie, Andrea Bocelli, Tim

McGraw, Faith Hill, Phil Collins, Toby Keith, Alan Jackson, Madonna, Prince, Van Halen, Gloria Estefan, Jimmy Buffett, Bon Jovi, Billy Joel, the John R. Wooden Classic, Bruce Springsteen, and Elton John.

**Attendance:** Since 1993, more than 26 million fans have been entertained at Honda Center, enjoying more than 2,500 events.



# TICKET INFORMATION



## PLAZA CONCOURSE (200 LEVEL)

	45 Game Full Season Price	Season Seat Price Per Game	Half Season Price Per Game	Mini Plan Price Per Game	Game Day Price Per Game
<b>Glass</b>	\$8,910 <sup>00</sup>	\$198 <sup>00</sup>	—	—	\$313 <sup>00</sup>
<b>Plaza Center</b>	\$4,095 <sup>00</sup>	\$91 <sup>00</sup>	—	—	\$106 <sup>00</sup>
<b>Plaza Main</b>	\$3,667 <sup>00</sup>	\$81 <sup>00</sup>	\$88 <sup>00</sup>	—	\$106 <sup>00</sup>
<b>Plaza Goal Lower</b>	\$3,082 <sup>00</sup>	\$68 <sup>00</sup>	—	—	\$83 <sup>00</sup>
<b>Plaza Goal West</b>	\$2,880 <sup>00</sup>	\$64 <sup>00</sup>	\$71 <sup>00</sup>	—	\$79 <sup>00</sup>
<b>Plaza Goal East</b>	\$2,430 <sup>00</sup>	\$54 <sup>00</sup>	\$61 <sup>00</sup>	—	\$69 <sup>00</sup>

## TERRACE CONCOURSE (400 LEVEL)

	45 Game Full Season Price	Season Seat Price Per Game	Half Season Price Per Game	Mini Plan Price Per Game	Game Day Price Per Game
<b>Terrace Lower Center</b>	\$2,430 <sup>00</sup>	\$54 <sup>00</sup>	—	—	\$69 <sup>00</sup>
<b>Terrace Lower</b>	\$2,137 <sup>00</sup>	\$47 <sup>00</sup>	\$52 <sup>00</sup>	\$55 <sup>00</sup>	\$63 <sup>00</sup>
<b>Terrace Main</b>	\$1,440 <sup>00</sup>	\$32 <sup>00</sup>	\$36 <sup>00</sup>	\$38 <sup>00</sup>	\$43 <sup>00</sup>
<b>Buy 2 Get 2 Free</b> Terrace Main - Row P & Higher <i>Total for 4 Seats</i>	\$2,880 <sup>00</sup>	\$16 <sup>00</sup>	—	—	\$43 <sup>00</sup>
<b>Terrace Goal</b>	\$1,327 <sup>00</sup>	\$29 <sup>00</sup>	\$33 <sup>00</sup>	\$35 <sup>00</sup>	\$40 <sup>00</sup>
<b>Buy 2 Get 2 Free</b> Terrace Goal <i>Total for 4 Seats</i>	\$2,655 <sup>00</sup>	\$14 <sup>75</sup>	—	—	\$40 <sup>00</sup>
<b>Terrace Value</b>	\$540 <sup>00</sup>	\$12 <sup>00</sup>	\$15 <sup>00</sup>	\$16 <sup>00</sup>	\$20 <sup>00</sup>

## CLUB CONCOURSE (300 LEVEL)

	45 Game Full Season Price	Season Seat Price Per Game	Half Season Price Per Game	Mini Plan Price Per Game	Game Day Price Per Game
<b>Premium Level Seats</b>	\$4,005 <sup>00</sup>	\$89 <sup>00</sup>	—	—	\$104 <sup>00</sup>

Anaheim Ducks individual tickets are sold at the Honda Center Box Office, located at 2695 E. Katella Ave., one block east of the 57 freeway in Anaheim. The Box Office is located on the east side of the arena, adjacent to the Anaheim Ducks Team Store and is open Monday through Friday from 10:00 a.m. to 6:00 p.m., Saturdays 10:00 a.m. to 4:00 p.m. and Sundays three hours prior to event time.

Special group pricing is offered for groups, organizations and clubs of 25 or more. For complete group ticket information, please call 1-877 WILDWING.

# THE NAME, LOGO & COLORS

## HOW IT ALL BEGAN

On October 2, 1992, Walt Disney Pictures released the hit movie "The Mighty Ducks" and created a new wave of excitement among the nation's youth and ice hockey. Starring Emilio Estevez and a band of kids who learn to play and win as a team, "The Mighty Ducks" grossed \$51 million at the box office and served as the inspiration for the name of the Walt Disney Company's NHL club.

The original official team colors and logo were unveiled on June 7, 1993, and Mighty Ducks merchandise was immediately propelled into one of the top sellers in all of professional sports.

Purple, jade, silver and white were chosen as the team's colors while an attractive crest featuring a duck head-shaped hockey mask was chosen to give the club its own unique identity.

As a testament to the logos popularity, the Ducks original jersey was named the "most fashionable" uniform in all of sports at the inaugural ESPY awards in 1997.



**The official team colors and logo were unveiled on June 7, 1993.**

## THIRD JERSEYS

As times changed, so did some of the Ducks looks throughout the team's first 12 seasons. The club has appeared in three different alternate jerseys over the years (each pictured). Anaheim's first alternate sweater was a cartoon Duck breaking through a sheet of ice. The club moved to a more classic approach with its next two sweaters, using black with dark plum, silver and white accenting as its color palate for the last alternate jersey worn during the 2003-04 and 2005-06 seasons.



# THE NAME, LOGO & COLORS



## A NEW LOOK UNVEILED

In the spring of 2005, Henry and Susan Samueli entered into an agreement with the Walt Disney Company to purchase the Ducks franchise. In the Samueli's first year of ownership, the Ducks set then-franchise records for overall wins (43) and standings points (98). Entering the 2006 Playoffs as the Western Conference's sixth seed, the Ducks upset the third-seeded Calgary Flames in a thrilling seven-game series and went on to sweep the Colorado Avalanche before losing to the Edmonton Oilers in the Western Conference Finals.

On June 22, 2006, a new era began for the franchise as the team became officially known as the Anaheim Ducks. In addition, a new logo and color scheme was unveiled. The new look and identity of the Ducks were a collaborative effort, mixing opinions of fans as well as Ducks players, ownership and management. All parties involved unanimously decided to go beyond simply altering the original concept of an aggressive duck character.

In shaping the new design, the focus was sharpened to create an overall image that expressed excitement, speed and a competitive edge. In addition, a classic color palette of black and metallic gold was developed, with an accent of orange as a metaphorical link to the team's Orange County home.

The result is a strong, typographic mark anchored by a stylized "D" that echoes the image of a duck's foot or footprint. The custom typography has a powerful forward momentum and is made up of metallic gold letters with orange drop-shadows and a black holding shape. The new uniforms are an evolution of the earlier sweater design but with gold, white and orange sweeping stripes influenced by the curves of the "D" in the Ducks logo.

Set with a new look for the 2006-07 season, the Ducks made history and won the Stanley Cup. The club also won its first-ever Pacific Division title, spending the final 72 games and 163 calendar days atop the division. Anaheim once again broke club records in wins (48) and standings points (110). The Ducks defeated Minnesota (4-1), Vancouver (4-1), Detroit (4-2) and Ottawa (4-1), becoming the first West Coast team to win the Stanley Cup since the 1925 Victoria Cougars and the first U.S. team on the West Coast to win it since the 1917 Seattle Metropolitans.

## A TWIST ON THE NEW

For the 2007-08 season, the National Hockey League and Reebok teamed to create the Rbk EDGE Uniform System to meet the performance demands of today's NHL player. The result of more than two years of research and testing, the system features technologically advanced materials and fabrics that are more breathable, more water-resistant, more comfortable and more compatible with equipment.

The Rbk EDGE Uniform System is worn by all 30 NHL teams in their respective colors and designs. The introduction of this system marked the first time in the history of North American professional sports that a uniform innovation had been implemented League-wide.



# COMMUNITY INVOLVEMENT

## ANAHEIM DUCKS COMMITMENT TO THE COMMUNITY

The Anaheim Ducks take pride in serving the Southern California community through a variety of charitable fundraisers, educational programs and outreach activities, as well as the Anaheim Ducks Foundation. Together, the Anaheim Ducks and Honda Center strive to be actively involved in the local community by supporting organizations that facilitate positive change for children and families in Southern California. This commitment ranges from charitable grants, in-kind donations, recreational and educational programs, and the dedicated involvement of players, coaches, broadcasters, staff and mascot.



### ANAHEIM DUCKS FOUNDATION

The Anaheim Ducks are proud to introduce the Anaheim Ducks Foundation this season, which will serve as the team's main charitable beneficiary. The Foundation will raise money at various fundraisers throughout the season such as the Golf Classic, Meet the Team, Dux in Tux, as well as a variety of in-game fundraisers. Through the Foundation, the Ducks look to support exemplary nonprofit organizations within Southern California and help make a positive impact in the local community.

### ANAHEIM DUCKS ANNUAL GOLF CLASSIC

Each year, the Anaheim Ducks kick off the season by hosting the Annual Anaheim Ducks Golf Classic presented by Honda. This annual tournament, which was held on September 15, 2008 at Monarch Beach Golf Links, features the Anaheim Ducks players, coaches, broadcasters and management as the "fifth" player in each foursome for a round of golf alongside Ducks fans and supporters. The Anaheim Ducks Golf Classic raises funds to benefit the Anaheim Ducks Foundation.

The afternoon of golf includes on-course competitions such as a longest drive contest, accurate drive contest, and closest to the pin contest for a variety of great prizes. The exciting day out on the course culminates with a cocktail reception, dinner, a live and silent auction and awards presentation to recognize the tournament winners.

### MEET THE TEAM

An annual favorite of wine connoisseurs and die-hard Ducks fans is Meet the Team presented by OCRegister.com. Meet the Team, which will take place on October 10 at Mission San Juan Capistrano, is the chance for fans to gather to toast to the start of the new season alongside the Ducks players. The event features an exclusive wine tasting in which guests enjoy an evening socializing with the entire Ducks roster, coaches and management staff while tasting a variety of wines which are specially paired with an assortment of delicious hors d'oeuvres.

Meet the Team also features a silent auction packed with Ducks memorabilia and Honda Center ticket packages and a wonderful opportunity drawing with great prizes. All proceeds from the reception benefit Register Charities and the Anaheim Ducks Foundation.



## LA CASA GARCIA'S WE GIVE THANKS

For the fourth year, Honda Center and the Anaheim Ducks will celebrate the Thanksgiving holiday with local nonprofit partner We Give Thanks Inc. and La Casa Garcia restaurant. The We Give Thanks Thanksgiving event is a complimentary Thanksgiving dinner for local residents that might go without a meal during the holiday. Since its inception 20 years ago, the annual We Give Thanks Thanksgiving Dinner has served up more than 200,000 free meals to those in need.

Over the course of the day, more than 15,000 local residents fill the parking lot of Honda Center to enjoy a traditional Thanksgiving meal and celebrate the holiday by enjoying music provided by various local bands and singers who entertain throughout the day.

Ducks players, coaches and front office staff are on hand with their families to serve meals, spend time with those in attendance and give thanks on this special Thanksgiving holiday.

For more information or to make a donation, please call WE GIVE THANKS Inc. at (714) 663-1300.

## DUX IN TUX

For one evening, the Anaheim Ducks players and coaches hang up their skates and take on a new role as "celebrity waiters" for the annual Dux in Tux presented by Honda. At Dux in Tux, the entire Ducks roster is on hand, looking their very best in tuxedos to treat guests to a night of quality service and fine dining in support of the Anaheim Ducks Foundation.

Dux in Tux presented by Honda honors the nonprofit organizations that are awarded charitable grants from the 2008 Ducks Care grant cycle. These organizations were selected by the Ducks Care Volunteer Committee that is comprised of representatives of the Ducks community, including season seat holders, corporate sponsors, Ducks player wives and full-time staff. Dux in Tux is Ducks Care's opportunity to recognize the 2008 grant recipients for their exemplary work in the community.





# COMMUNITY INVOLVEMENT



## ANAHEIM DUCKS CASINO NIGHT

Once a year, Honda Center is transformed from the Ducks home ice to an exciting locale such as a 1920s prohibition-era Speakeasy, Old Havana-inspired Cuba or Las Vegas for the Anaheim Ducks Annual Casino Night benefiting Orangewood Children's Foundation. Casino Night gives Ducks fans and Orangewood Children's Foundation supporters the chance to play exciting casino-style games such as roulette, blackjack, poker and craps alongside Ducks players. Guests also have the opportunity to place bids on silent auction items throughout the night as well as enter to win a variety of prizes in the evening's opportunity drawings.

Proceeds from the Anaheim Ducks Casino Night assist 44 Women for Children, an auxiliary of Orangewood Children's Foundation, in its scholarship efforts for Orangewood's youth. The mission of the Orangewood Children's Foundation is to end the cycle of child abuse by providing innovative programs focused on prevention, care, emancipation and public awareness.

## ANAHEIM DUCKS WIVES AND SIGNIFICANT OTHERS FASHION LUNCHEON

During the Spring, the Anaheim Ducks wives and significant others host the Anaheim Ducks Fashion Luncheon benefiting Children's Hospital of Orange County (CHOC) in support of the creation of a new teen room on the oncology floor at the children's hospital. The garden party features lunch with the Ducks players, along with a fashion show highlighting the latest spring fashions for the 250 guests in attendance to enjoy.

The Fashion Luncheon includes a VIP reception as well as a great silent and live auction with fantastic items such as Ducks and other sports memorabilia, fantastic vacation packages, beautiful jewelry and extraordinary celebrity Meet and Greet experiences.

## VISITS AND APPEARANCES

Each season, the Anaheim Ducks appear on numerous occasions at a variety of organizations and community events. The Ducks make regular visits to the Children's Hospital of Orange County and the Orangewood Children's Home, visit local schools as part of the team's S.C.O.R.E. program, attend youth hockey clinics and rinks through our Fan Development outreach efforts, and appear at local youth organizations, special events, charitable fundraisers and much more.

## DONATIONS

The Anaheim Ducks are committed to assisting charitable organizations throughout Southern California to raise funds by providing auction items for local events.

Organizations interested in requesting a donation must be a 501(c)(3) agency located in Southern California. Requests must be sent in writing on organizational letterhead at least six to eight weeks prior to the date of the event.

Requests should include the following:

- Brief summary of the organization, including population served
- Event details, including date and number of attendees expected
- Contact information, including name and mailing address
- Federal Tax ID

Please send all requests to the following address:

Anaheim Ducks  
Community Relations  
2695 East Katella Avenue  
Anaheim, CA 92806



## GAME NIGHT ACTIVITIES

Anaheim Ducks games are a great way to feature nonprofit organizations and help raise awareness of the needs in our community. Each season, the Ducks have a variety of activities at their home games, including toy drives, HondaVision messages, memorabilia auctions, fundraisers for nonprofits, holiday activities and much more!

## ANAHEIM DUCKS CHARITY TICKET PROGRAM

Through the generous donations of Anaheim Ducks corporate partners, players, management and fans, the Ducks are able to make tickets available

throughout the season to 501(c)(3) charitable organizations in Orange County and surrounding areas. By providing these organizations with the opportunity to attend a game as part of the charity ticket program, it is the hope that they will become true Ducks fans.

## COMMUNITY SPOTLIGHT

Each season, the Anaheim Ducks honor Southern California's local community members with the Community Hero Award. The Community Hero Award was initiated as the Ducks' way of saying thank you to the men, women and children of Southern California who have contributed significantly in assisting the local community, either through volunteer efforts or a heroic act.



# THE CITY OF ANAHEIM



The City of Anaheim is proud to be the home of the Anaheim Ducks.

Founded in 1857, the City of Anaheim is one of the nation's premier municipalities and is California's 10th most populous city. Anaheim covers 50 square miles with more than 345,500 residents and more than 2,100 City employees. The City supports a thriving business community with companies such as CKE Restaurants, Inc., L-3 Communications, Pacific Sunwear and Disneyland Resort.

Successful sports franchises call Anaheim home, including the Anaheim Ducks, Angels Baseball, Anaheim Arsenal, and the 2008 Olympic gold medal-winning USA Men's Volleyball team. Anaheim also boasts world-class meeting and entertainment venues with the Anaheim Convention Center, the largest on the west coast, Honda Center, The Grove of Anaheim, Anaheim GardenWalk, and Angel Stadium of Anaheim.


Annually, Anaheim welcomes millions of visitors to the city, truly making it the world's celebration destination. For more information, please visit [www.anaheim.net](http://www.anaheim.net).

For questions regarding the City of Anaheim, simply call (714) 765-4311. Anaheim Anytime representatives are available from 7:00 a.m. to 5:30 p.m. Monday through Friday. Recorded information is also available.





# PLAYERS



# FRANCOIS BEAUCHEMIN

**SHOOTS:** Left **HT:** 6-0 **WT:** 207 **AGE:** 28; turns 29 on June 4, 2009

**BORN:** June 4, 1980; Sorel, Quebec **HOMETOWN:** Sorel, Quebec

**ACQUIRED:** From Columbus with Tyler Wright in exchange for Sergei Fedorov and a fifth-round selection in the 2006 NHL Entry Draft, Nov. 15, 2005

**DRAFTED:** By Montreal in the third round (75th overall) of the 1998 NHL Entry Draft

2007-08 REAL TIME	TOI/GM	SHFT/GM	FO% (FW/FL)
	25:31	27.2	0% (0/1)

## 2007-08:

Appeared in his third full NHL season, his third with Anaheim (played parts of two seasons with Montreal and Columbus)...was one of only three Ducks to appear in all 82 games, also a career best...finished the season ranked fourth in the NHL in total TOI (2093:23) and 11th in avg. TOI (25:31)...surpassed the 30:00 TOI mark in eight games, including a career high 34:45 on Oct. 15 vs. DET...appeared in his 200th game as a Duck on Mar. 3 vs. OTT and his 200th career NHL game on Feb. 2 @ PHI...scored the first OT goal of his career just 0:33 into the extra frame, Jan. 13 vs. SJ...also recorded an assist for his third multiple-point game of the season...posted a season high-tying two-game point streak (0-2=2), Dec. 5-7...recorded two assists for his second multi-point game of the year, Nov. 25 vs. LA...scored his first goal of the season (GWG) while registering a season-high five shots in a 2-1 victory, Oct. 10 vs. BOS...also had five shots on Oct. 14 vs. MIN, Oct. 25 vs. PHX, Nov. 9 vs. SJ and Apr. 6 vs. PHX...collected 0-3=3 assists, tying his career high for assists and points, Oct. 6 @ PIT...earned an assist in the Ducks' season opener in London, Sept. 29 @ LA...**PLAYOFFS:** Played in all six CQF games against DAL, posting a +2 rating and a postseason career high 26 PIM...averaged 21:01 TOI...had a 2008 playoff-high +2 rating in Anaheim's 5-2 victory in Game 5 of the CQF, Apr. 18 vs. DAL.

## CAREER:

Signed a two-year contract extension on Aug. 15, 2006, running through 2008-09...**2006-07:** Appeared in his second full NHL season...finished tied for third among playoff leaders in PPG (4) and third in avg. TOI (30:33)...established a career high for goals in a postseason (previously three in 2005-06)...scored a PPG in the series-clinching Game 5 of the SCF, June 6 vs. OTT...earned two assists (tying career high) in Game 4 of the WCF, May 17 vs. DET...scored two PPG with a game-high five shots in Game 2 of the CQF on Apr. 13 vs. MIN, marking the third time in club history a Ducks defenseman had scored two goals in a playoff game (accomplished twice, also scoring two goals in Game 3 of the CQF, Apr. 25, 2006 vs. CGY)...ranked third on the Ducks in TOI during the regular season...had six multiple-point games, including one three-point game...scored two goals, the second multi-goal game of his career, Mar. 14 vs. CBJ...set a career high for assists in a game with three on Mar. 11 vs. VAN...also logged a season-high 31:18 TOI, Mar. 11 vs. VAN...tied a career high with a +4 rating, Feb. 6 @ SJ...missed 11 games with a lacerated spleen, Dec. 29-Jan. 19...**2005-06:** Appeared in his first full NHL season...scored 3-6=9 points in 16 postseason games with the Ducks, leading all NHL rookie defensemen...during the regular season, was fourth in the NHL in points by a rookie defenseman (36)...was tied for fourth in the

## NHL HIGHLIGHTS

### NHL Career Hat Tricks:

None

### NHL Career Multiple-Point Games:

17 (2 multiple-goal, 8 multiple-assist)

### NHL Career Highs:

**Goals:** 2, two times (last: Mar. 14, 2007 vs. CBJ)

**Assists:** 3, two times (last: Oct. 6, 2007 @ PIT)

**Points:** 3, three times (last: Oct. 6, 2007 @ PIT; 0-3=3)

**PIM:** 7, two times (last: Feb. 15, 2007 @ PHX)

**TOI:** 34:45, Oct. 15, 2007 vs. DET

**Shots:** 7, Feb. 1, 2006 vs. SJ

**Plus/Minus:** +4, two times (last: Feb. 6, 2007 @ SJ)

**Goal Streak:** None

**Assist Streak:** Seven games, Jan. 26-Feb. 8, 2006 (0-8=8)

**Point Streak:** Seven games, Jan. 26-Feb. 8, 2006 (0-8=8)

**Penalty Shots:** None

### First NHL Game:

In a 6-3 MTL loss, Feb. 27, 2003 vs. MIN

### First NHL Point:

An assist in a 4-3 CBJ loss, Oct. 14, 2005 @ ANA

### First NHL Goal:

A goal (Gerber) in a 6-2 ANA loss, Dec. 6, 2005 vs. CAR

### Milestones Achieved:

200th NHL game, Feb. 2, 2008 @ PHI

200th game as a Duck, Mar. 3, 2008 vs. OTT

### Milestones Within Reach:

15 points to 100 NHL points

32 assists to 100 NHL assists

74 appearances to 300 NHL games

## BEAUCHEMIN VS. THE NHL

Team	GP	G	A	Pts.	PIM
Anaheim	1	0	1	1	0
Atlanta	2	0	0	0	2
Boston	2	1	0	1	0
Buffalo	2	0	1	1	0
Calgary	12	0	4	4	10
Carolina	1	1	1	2	0
Chicago	11	1	5	6	6
Colorado	10	0	1	1	6
Columbus	10	4	5	9	20
Dallas	21	0	6	6	8
Detroit	11	0	2	2	14
Edmonton	11	0	2	2	4
Florida	2	1	1	2	2
Los Angeles	25	2	11	13	29
Minnesota	10	0	1	1	0
Montreal	2	0	1	1	0
Nashville	9	0	0	0	6
New Jersey	2	0	1	1	0
NY Islanders	2	0	1	1	0
NY Rangers	2	0	0	0	6
Ottawa	2	0	0	0	2
Philadelphia	2	0	0	0	2
Phoenix	20	2	1	3	11
Pittsburgh	2	0	3	3	2
San Jose	24	2	11	13	8
St. Louis	9	1	2	3	9
Tampa Bay	2	1	3	4	2
Toronto	2	0	0	0	2
Vancouver	12	1	4	5	9
Washington	3	0	0	0	0
<b>NHL Totals</b>	<b>226</b>	<b>17</b>	<b>68</b>	<b>85</b>	<b>160</b>



# DEFENSEMAN 23

NHL in assists by a rookie defenseman (28)...was third in the NHL in TOI among rookies (23:09)...Anaheim went 35-20-8 following his acquisition...collected two assists, establishing a new rookie club record for most assists in a season (21), Mar. 31 vs. DAL...had a career-long seven-game assist streak (0-8-8) from Jan. 26-Feb. 8, eclipsing a franchise rookie record...earned his first career multi-goal game with 2-0-2 points, Jan. 23 @ LA...led all NHL rookie defensemen in scoring with 2-8-10 points in 12 games in the month of December...scored 1-2-3 points (tying a club record for points by a rookie defenseman in a single game), Dec. 14 vs. TB...recorded a then-career high 1-1-2 points (including his first career NHL goal), Dec. 6 vs. CAR...collected his first point as a Duck, Nov. 27 vs. CHI...made his Anaheim debut on Nov. 18 vs. COL...with CBJ, earned his first career NHL point (assist), Oct. 14 @ ANA...**2004-05:** Recorded 3-27-30 points with 55 PIM and a +17 rating in 72 games with Syracuse of the AHL...led Syracuse in plus/minus...led team defensemen in points...tied a career high for assists in a season...was claimed off waivers by Columbus, Sept. 14, 2004...**2003-04:** Appeared in 77 games with Hamilton of the AHL, recording 9-27-36 points with 57 PIM and a +7 rating...also skated in 10 playoff games, posting 2-4-6 points with 18 PIM...set AHL career highs in goals, assists, points and games played...**2002-03:** Split the season between Montreal and Hamilton (AHL)...appeared in 75 games with Hamilton, posting 7-21-28 points with 92 PIM and a +25 rating...also played in 23 playoff games, scoring 1-9-10



points with 16 PIM...made his NHL debut with 17:11 TOI, Feb. 27 vs. MIN...set then AHL single-season career bests in plus/minus and PIM...**2001-02:** Appeared in 63 games, split between the AHL and ECHL...skated in 56 games for Quebec (AHL), scoring 8-11-19 points with 88 PIM...scored 1-3-4 points with two PIM in seven games for Mississippi (ECHL)...also skated in three playoff games with Quebec, registering 0-1-1 point...**2000-01:** Made his professional debut with Quebec (AHL), collecting 3-6-9 points and 44 PIM in 56 games.


## PERSONAL:

Francois and his wife Marie-Claude reside in Tustin with their two-year-old son, Samuel...the family returns to their native Sorel, Quebec during the offseason...enjoys fishing, hunting and golfing...loves to prepare spaghetti with his famous meat sauce, a secret family recipe...lists The White House in Anaheim as his favorite OC restaurant... thinks his biggest life lesson was taught over the five years he played in the AHL, working harder every year to make it to the NHL...likes to play any kind of war game on PSP...enjoys watching football and admires Lance Armstrong for his ability to push through adversity...drinks green tea before games to settle down and listens to the same playlist on his iPod, which includes a large selection of AC/DC, his favorite band...his first job was delivering the *Journal de Montreal* newspaper every morning at 5 a.m...welcomed the Stanley Cup to his hometown of Sorel, Quebec in July 2007...4,000 people turned out to see the Cup during the public celebration...along with J.S. Giguere, took the Cup to Sainte-Justine Hospital and shared it with children.

## REGULAR SEASON

## PLAYOFFS

Season	Team	League	GP	G	A	Pts.	PIM	+/-	GP	G	A	Pts.	PIM
1996-97	Laval Titan	QMJHL	66	7	21	28	132	-	3	0	0	0	2
1997-98	Laval Titan	QMJHL	70	12	35	47	132	-	16	1	3	4	23
1998-99	Acadie-Bathurst	QMJHL	31	4	17	21	53	-	23	2	16	18	55
1999-00	Acadie-Bathurst	QMJHL	38	11	36	47	64	-	-	-	-	-	-
	Moncton Wildcats	QMJHL	33	8	31	39	35	-	16	2	11	13	14
2000-01	Quebec Citadelles	AHL	56	3	6	9	44	-	-	-	-	-	-
2001-02	Quebec Citadelles	AHL	56	8	11	19	88	-	3	0	1	1	0
	Mississippi	ECHL	7	1	3	4	2	-	-	-	-	-	-
<b>2002-03</b>	<b>MONTREAL</b>	<b>NHL</b>	<b>1</b>	<b>0</b>	<b>0</b>	<b>0</b>	<b>0</b>	<b>-1</b>	-	-	-	-	-
	Hamilton	AHL	75	7	21	28	92	-	23	1	9	10	16
	Hamilton	AHL	77	9	27	36	57	-	10	2	4	6	18
2003-04	Syracuse Crunch	AHL	72	3	27	30	55	-	-	-	-	-	-
<b>2005-06</b>	<b>COLUMBUS</b>	<b>NHL</b>	<b>11</b>	<b>0</b>	<b>2</b>	<b>2</b>	<b>11</b>	<b>-6</b>	-	-	-	-	-
	ANAHEIM	NHL	61	8	26	34	41	+8	16	3	6	9	11
2006-07	ANAHEIM	NHL	71	7	21	28	49	+7	20	4	4	8	16
2007-08	ANAHEIM	NHL	82	2	19	21	59	-9	6	0	0	0	26
<b>NHL Totals</b>			<b>226</b>	<b>17</b>	<b>68</b>	<b>85</b>	<b>160</b>	<b>-1</b>	<b>42</b>	<b>7</b>	<b>10</b>	<b>17</b>	<b>53</b>
<b>Anaheim Totals</b>			<b>214</b>	<b>17</b>	<b>66</b>	<b>83</b>	<b>149</b>	<b>+6</b>	<b>42</b>	<b>7</b>	<b>10</b>	<b>17</b>	<b>53</b>



# RYAN CARTER

**SHOOTS:** Left    **HT:** 6-2    **WT:** 202    **AGE:** 25; turns 26 on August 3, 2009  
**BORN:** August 3, 1983; White Bear Lake, Minnesota    **HOMETOWN:** White Bear Lake, Minnesota  
**ACQUIRED:** Signed as a free agent, July 12, 2006  
**DRAFTED:** Not drafted

## 2007-08 REAL TIME

TOI/GM	SHFT/GM	FO% (FW/FL)
10:29	15.8	61.54% (184/115)

## 2007-08:

Appeared in his first NHL season...had his season cut short after fracturing his right wrist, Feb. 20 vs. COL...missed 17 games from Feb. 22-Apr. 5 before returning for Anaheim's regular season finale on Apr. 6 vs. PHX (scoreless in 12:34 TOI)... prior to the injury, had 4-1=5 points in eight games, Feb. 5-20...scored his first two career NHL goals against Martin Brodeur less than eight minutes apart in the first period to lead the Ducks to a 2-1 win, Feb. 8 at NJ...marked his first career multiple-point game...also set a career high with 15:55 TOI...went on to score four goals in a five-game stretch (4-0=4), Feb. 8-17...earned his first career NHL point (assist), Dec. 19 vs. COL...won 100-of-162 faceoffs over his last 13 games (62%)...opened the season with the Ducks, appearing in four games before being assigned to Portland (AHL), Oct. 9...returned to Anaheim on Nov. 14 and played in two games from Nov. 15-17...was reassigned to Portland on Nov. 20 and returned to the NHL for a final time on Dec. 17...played in 13 games with the Pirates, scoring 3-2=5 points with a +3 rating and 38 PIM...**PLAYOFFS:** Played in all six CQF games

vs. DAL, recording six shots on net...had a play-off career high three shots in Anaheim's 4-2 win in Game 4 of the CQF, Apr. 15 @ DAL.

## CAREER:

Signed a three-year contract, Apr. 29, 2008...  
**2006-07:** Won his first Stanley Cup championship with Anaheim in 2007...marked his first appearance in the Stanley Cup Playoffs...joined Anaheim for the 2007 playoffs and appeared in four games, including one SCF contest (Game 4 @ OTT on June 4, 2007)...also played in three WCF games vs. DET (Games 4-6)...in his first professional season in 2006-07, earned 16-20=36 points with Portland...was tied for third on the team in goals and tied for fourth in both assists and scoring...**2005-06:** Appeared in 39 games at Minnesota State-Mankato of the Western Collegiate Hockey Association (WCHA), scoring 19-16=35 points...finished second on the Mavericks in goals and third in points...his 34 goals over his two collegiate seasons was the best two-year total on the team.

## NHL HIGHLIGHTS

### NHL Career Hat Tricks:

None

### NHL Career Multiple-Point Games:

1 (1 multiple-goal, 0 multiple-assist)

### NHL Career Highs:

**Goals:** 2, Feb. 8, 2008 @ NJ

**Assists:** 1, four times (last: Feb. 5, 2008 @ NYI)

**Points:** 2, Feb. 8, 2008 @ NJ (2-0=2)

**PIM:** 7, Dec. 18, 2008 @ SJ

**TOI:** 15:55, Feb. 8, 2008 @ NJ

**Shots:** 6, Jan. 15, 2008 vs. DAL

**Plus/Minus:** +2, Feb. 8, 2008 @ NJ

**Goal Streak:** Two games, Feb. 8-10, 2008 (3-0=3)

**Assist Streak:** None

**Point Streak:** Two games, Feb. 8-10, 2008 (3-0=3)

**Penalty Shots:** None

### First NHL Game:

In a 4-1 ANA win, Sept. 30, 2007 vs. LA (in London, England)

### First NHL Point:

An assist in a 2-1 ANA win, Dec. 19, 2007 vs. COL

### First NHL Goal:

A goal (Brodeur) in a 2-1 ANA win, Feb. 8, 2008 @ NJ

### Milestones Within Reach:

66 appearances to 100 NHL games

## CARTER VS. NHL

Team	GP	G	A	Pts.	PIM
Anaheim	-	-	-	-	-
Atlanta	-	-	-	-	-
Boston	-	-	-	-	-
Buffalo	-	-	-	-	-
Calgary	2	1	0	1	0
Carolina	-	-	-	-	-
Chicago	1	0	0	0	0
Colorado	3	0	1	1	0
Columbus	2	0	0	0	0
Dallas	3	0	1	1	6
Detroit	3	1	0	1	2
Edmonton	1	0	0	0	4
Florida	-	-	-	-	-
Los Angeles	3	0	0	0	0
Minnesota	2	0	0	0	6
Montreal	-	-	-	-	-
Nashville	2	0	1	1	2
New Jersey	1	2	0	2	2
NY Islanders	1	0	1	1	0
NY Rangers	1	0	0	0	5
Ottawa	-	-	-	-	-
Philadelphia	-	-	-	-	-
Phoenix	2	0	0	0	0
Pittsburgh	1	0	0	0	0
San Jose	4	0	0	0	9
St. Louis	-	-	-	-	-
Tampa Bay	-	-	-	-	-
Toronto	1	0	0	0	0
Vancouver	1	0	0	0	0
Washington	-	-	-	-	-
<b>NHL Totals</b>	<b>34</b>	<b>4</b>	<b>4</b>	<b>8</b>	<b>36</b>

## PERSONAL:

Single...resides in White Bear Lake, Minnesota during the offseason...enjoys golfing and fishing in his spare time...has two sisters and is the middle child of the family...attended a Natasha Bedingfield concert last summer and enjoys her music...has an eclectic music collection, but admits pop and country are his favorites...has also become a recent fan of Justin Nozuka's music...his favorite class at Minnesota State-Mankato


was geography...one of his favorite shows is "Myth Busters" on the Discovery Channel...also enjoys watching Bobby Flay on the Food Network...admittedly loves "The Hills" on MTV...secretly would like to be a contestant on VH1's "I Love New York"...spent his first job packing ice at a local plant...considers a family trip to Orlando, Florida as the best vacation he took as a kid...likes to cook on the grill with his mom's pork tenderloin recipe being his favorite dish.



### REGULAR SEASON

### PLAYOFFS

Season	Team	League	GP	G	A	Pts.	PIM	+/-	GP	G	A	Pts.	PIM
2002-03	Green Bay	USHL	55	19	17	36	94	-	-	-	-	-	-
2003-04	Green Bay	USHL	59	22	23	45	131	-	-	-	-	-	-
2004-05	Minn. St.-Mankato	NCAA	37	15	8	23	44	-	-	-	-	-	-
2005-06	Minn. St.-Mankato	NCAA	39	19	16	35	71	-	-	-	-	-	-
2006-07	Portland	AHL	76	16	20	36	85	-5	-	-	-	-	-
	ANAHEIM	NHL	-	-	-	-	-	-	4	0	0	0	0
2007-08	ANAHEIM	NHL	34	4	4	8	36	-2	6	0	0	0	6
	Portland	AHL	13	3	2	5	38	+3	-	-	-	-	-
<b>NHL Totals</b>			<b>34</b>	<b>4</b>	<b>4</b>	<b>8</b>	<b>36</b>	<b>-2</b>	<b>10</b>	<b>0</b>	<b>0</b>	<b>0</b>	<b>6</b>



# RYAN GETZLAF

**SHOOTS:** Right **HT:** 6-4 **WT:** 216 **AGE:** 23; turns 24 on May 10, 2009

**BORN:** May 10, 1985; Regina, Saskatchewan **HOMETOWN:** Calgary, Alberta

**DRAFTED:** By Anaheim in the first round (19th overall) of the 2003 NHL Entry Draft

**2007-08  
REAL TIME**

TOI/GM	SHFT/GM	FO% (FW/FL)
19:38	23.6	47.3% (545/607)

## 2007-08:

Appeared in his third NHL campaign...led the Ducks in points, assists and plus/minus during the regular season... finished the season with a +32 rating, the second-highest in club history (Kariya, +36 in 1996-97)...became just the fourth player age 22-or-younger in the NHL to finish a season with a rating of +25-or-better since the 1998-99 season...ranked third among scorers age 22-and-under, finishing behind only Washington's Alex Ovechkin (112) and Pittsburgh's Evgeni Malkin (106)...among league leaders, ranked fourth in plus/minus, tied for seventh in assists, second in PPA (32) and tied for eighth in PPP (36)...had a career high 15-game point streak (6-16=22, +13 rating) from Dec. 22-Jan. 23, tied for the fourth-longest in the NHL during the 2007-08 season (with Malkin, 7-15=22)...his streak tied for the second-longest point streak in franchise history (also Selanne, 12-12=24, Feb. 10-Mar. 17, 1996)...was named to his first All-Star Game on Jan. 10 (scored a goal in the game on Jan. 27 @ ATL)...recorded a career-best six-game assist streak (10 total), Jan. 7-18...at home, recorded points in 17 of his last 18 games (6-21=27), including a career high 10 straight from Jan. 2-Feb. 20 (4-11=15)...in the month of January, was tied for second in the NHL in assists (13), tied for fourth in points (18) and tied for eighth in plus/minus (+9)...recorded a career high +4 rating, Apr. 5 @ LA...missed three contests with a shoulder injury, Mar. 22-28...recorded his 52nd assist on Mar. 12 vs. VAN, breaking the franchise record for assists

by a center in a single season...scored 1-1=2 points in his 200th career NHL game, Feb. 17 vs. CGY...earned an assist, the 100th of his career, Feb. 12 @ COL...had a then career high eight-game point streak from Nov. 7-25 (6-6=12)...missed two games due to a forearm strain, Oct. 25-28...earned his 100th career NHL point as part of a two-point night (1-1=2), Oct. 6 @ PIT...scored his first goal of 2007-08 while playing a career high 27:39, Oct. 3 @ DET...**PLAYOFFS:** Appeared in all six CQF games vs. DAL, finishing tied for the team lead in assists (3) and points (5)...had multiple-point games in Game 3 on Apr. 15 @ DAL (1-1=2) and Game 5 on Apr. 18 vs. DAL (1-1=2), tying his playoff career high.

## CAREER:

Signed a five-year contract extension running through the 2012-13 NHL season, Nov. 20, 2007...**2006-07:** Led the 2007 Stanley Cup champion Ducks in postseason scoring with 7-10=17 points, setting a franchise record for most points in a single playoff season...among playoff leaders, ranked tied for second in GWG (3) and SHG (1), fifth in scoring, tied for sixth in assists and tied for fifth in PPP...was also tied for second on the team in goal scoring...collected 4-4=8 points in the last eight games and 4-6=10 points in the last 11...scored the series-clinching goal in Game 5 of the CQF, Apr. 19 vs. MIN...scored his first career playoff SHG and collected an assist in Game 2 of the CQF, Apr. 13 vs. MIN...

## NHL HIGHLIGHTS

### NHL Career Hat Tricks:

None

### NHL Career Multiple-Point Games:

45 (5 multiple-goal, 24 multiple-assist)

### NHL Career Highs:

**Goals:** 2, five times (last: Nov. 25, 2007 vs. LA)

**Assists:** 4, Mar. 24, 2006 vs. NSH

**Points:** 4, Mar. 24, 2006 vs. NSH (0-4=4)

**PIM:** 6, three times (last: Nov. 27, 2007 @ VAN)

**TOI:** 27:39, Oct. 3, 2007 @ DET

**Shots:** 6, five times (last: Nov. 13, 2007 vs. LA)

**Plus/Minus:** +4, Apr. 5, 2008 @ LA

**Goal Streak:** Three games, two times (last: Nov. 9-15, 2007; 3-2=5)

**Assist Streak:** Six games, Jan. 7-18, 2008 (2-10=12)

**Point Streak:** 15 games, Dec. 22, 2007-Jan. 23, 2008 (6-16=22)

**Penalty Shots:** None

### First NHL Game:

In a 5-3 ANA win, Oct. 5, 2005 @ CHI

### First NHL Point:

An assist in a 4-3 ANA win, Oct. 14, 2005 vs. CBJ

### First NHL Goal:

A goal (Legace) in a 3-2 ANA loss, Oct. 21, 2005 vs. DET

### Milestones Achieved:

200th NHL game, Feb. 17, 2008 vs. CGY

100th NHL assist, Feb. 12, 2008 @ COL

100th NHL point, Oct. 6, 2007 @ PIT

### Milestones Within Reach:

21 points to 200 NHL points

37 goals to 100 NHL goals

61 appearances to 200 NHL games

## GETZLAF VS. NHL


Team	GP	G	A	Pts.	PIM
Anaheim	0	0	0	0	0
Atlanta	1	0	1	1	0
Boston	2	2	1	3	0
Buffalo	1	0	1	1	4
Calgary	11	2	9	11	6
Carolina	1	0	0	0	0
Chicago	11	2	9	11	11
Colorado	12	3	5	8	9
Columbus	11	4	7	11	18
Dallas	22	3	12	15	27
Detroit	11	5	6	11	8
Edmonton	11	6	4	10	10
Florida	2	1	0	1	2
Los Angeles	21	11	5	16	6
Minnesota	11	2	8	10	9
Montreal	1	0	1	1	2
Nashville	10	4	9	13	8
New Jersey	2	0	0	0	4
NY Islanders	2	0	0	0	2
NY Rangers	2	1	1	2	2
Ottawa	2	0	2	2	0
Philadelphia	2	0	0	0	0
Phoenix	19	5	15	20	14
Pittsburgh	2	1	2	3	2
San Jose	21	5	9	14	16
St. Louis	9	1	3	4	4
Tampa Bay	1	0	0	0	0
Toronto	1	0	2	2	0
Vancouver	12	5	3	8	14
Washington	2	0	1	1	4
<b>NHL Totals</b>	<b>216</b>	<b>63</b>	<b>116</b>	<b>179</b>	<b>182</b>

was one of eight Ducks to play in every regular season game...was fifth on the team in goals and tied for second in PPG...had 12 multiple-point games, including two three-point games...established then single-season career highs for goals, assists, points and PPG (14-25-39 and 10 PPG)...notched two goals in the NHL YoungStars Game, Jan. 24 @ DAL...scored his first career SHG, Feb. 6 @ SJ...**2005-06:** Appeared in his first NHL season...finished the postseason ranked among rookie leaders in goals (tied for second with three), PPG (tied for second with two) and PPP (second with two)...scored his first career NHL playoff goal in Game 4 of the CQF, Apr. 27 vs. CGY...finished the regular season tied for ninth in the NHL among rookies in PPG (10)...set a club rookie record for PPG in a season with 10 (Paul Kariya had nine in 1994-95)...posted a five-game point streak (3-7=10), Mar. 22-29...with 0-4-4 points, set a rookie club record for assists and tied a team record for points (also Chistov, Oct. 10, 2002 @ STL, 1-3=4), Mar. 24 vs. NSH...collected 1-1=2 points, breaking Paul Kariya's rookie club record (7) for most PPG in a season, Mar. 22 vs. COL... was named to the Canadian Team of the 2006 Rbk All-Star Classic...was recalled from Portland (AHL) on Jan. 8...at the time of his recall, was first in AHL with 1.94 points per game, fifth in AHL rookie scoring, led Portland in assists and was third in points...was co-winner of the AHL Rookie of the Month Award for December after scoring 6-17=23 points in 11 games...was assigned to Portland on Nov. 21... missed five games with a shoulder strain, Oct. 25-Nov. 1...scored his first career NHL goal, Oct. 21 @ DET...with an assist, scored his first NHL point on Oct. 14 vs. CBJ...made his NHL debut, Oct. 5 @ CHI...

**Miscellaneous:** Helped lead Team Canada to a gold medal at the 2005 World Junior Championships, finishing second in scoring with 3-9=12 points in six games...earned a silver medal at the 2004 World Junior Championships, scoring 3-3=6 points in six games...played for Team Canada at the 2003 World Under-18 Championships, collecting 2-2=4 points in seven games.

## PERSONAL:

Ryan, his girlfriend and their three dogs spend time in Kelowna, British Columbia; Calgary, Alberta; and Regina, Saskatchewan during the offseason...recently purchased a suite at the Calgary Hitmen's arena (his junior team) to promote a local community program called Getzlaf's Gang... brother Chris is a wide receiver for the Saskatchewan Roughriders in the Canadian Football League...loves doing anything athletic, including golfing, wake-boarding, beach volleyball, baseball and football, and riding Sea-Doos in the summer...says Tim McGraw and Faith Hill was the best concert he has ever attended...during downtime at home, enjoys watching football, "Seinfeld" re-runs or "Two and a Half Men" on television... lists The Cannery as his favorite restaurant in the OC area...enjoys cooking, with most of his meals centered around chicken...spent his day with the Stanley Cup in the summer of 2007 in his childhood hometown of Regina, Saskatchewan... hosted a street hockey tournament, where competing teams played for the actual Stanley Cup.



## REGULAR SEASON

## PLAYOFFS

Season	Team	League	GP	G	A	Pts.	PIM	+/-	GP	G	A	Pts.	PIM
2001-02	Calgary	WHL	63	9	9	18	34	-	7	2	1	3	4
2002-03	Calgary	WHL	70	29	39	68	121	-	5	1	1	2	6
2003-04	Calgary	WHL	49	28	47	75	97	-	7	5	1	6	12
2004-05	Calgary	WHL	51	29	25	54	102	-	12	4	13	17	18
	Portland	AHL	-	-	-	-	-	-	10	1	4	5	4
<b>2005-06</b>	Portland	AHL	17	8	25	33	36	-	1	0	0	0	4
	<b>ANAHEIM</b>	<b>NHL</b>	57	14	25	39	22	+6	16	3	4	7	13
2006-07	<b>ANAHEIM</b>	<b>NHL</b>	82	25	33	58	66	+17	21	7	10	17	32
2007-08	<b>ANAHEIM</b>	<b>NHL</b>	77	24	58	82	94	+32	6	2	3	5	6
<b>NHL Totals</b>			<b>216</b>	<b>63</b>	<b>116</b>	<b>179</b>	<b>182</b>	<b>+55</b>	<b>43</b>	<b>12</b>	<b>17</b>	<b>29</b>	<b>51</b>





# JEAN-SEBASTIEN GIGUERE

**CATCHES:** Left **HT:** 6-1 **WT:** 201 **AGE:** 31; turns 32 on May 16, 2009

**BORN:** May 16, 1977; Montreal, Quebec **HOMETOWN:** Montreal, Quebec

**ACQUIRED:** From Calgary in exchange for a second-round selection in the 2000 NHL Entry Draft, June 10, 2000

**DRAFTED:** By Hartford in the first round (13th overall) of the 1995 NHL Entry Draft

## 2007-08:

Appeared in his 11th NHL season, his eighth with Anaheim...established career bests and set club records in both GAA (2.12) and SV% (.9224)...held the previous record for GAA (2.13, 2001-02) while Guy Hebert held the top SV% mark until the 2007-08 regular season (.9219, 1998-99)...became the franchise leader in wins, earning his 174th victory on Feb. 17 vs. CGY, passing Hebert's previous record of 173...became the franchise shutouts leader, earning his 28th shutout, Feb. 1 @ STL (previously Hebert, 27)...among NHL leaders, finished second in GAA, third in SV% and tied for seventh in wins...finished one win shy of tying his career and club-best 36 wins in a season (2006-07)...won 14 of his last 18 contests (14-2-2) dating back to Feb. 1...that span included five straight victories from Feb. 17-Mar. 3, which tied his season best (also Jan. 7-17)...in those 18 games, posted a 1.48 GAA (27 GA/1095 MIN) and .944 SV% (455-for-482), ranking first in GAA and tied for second in SV%...won eight consecutive home contests (8-0-0) from Feb. 17-Mar. 3, posting a 1.47 GAA (12 GA/490 MIN) and .961 SV% (293-for-304)...was one of only three goaltenders in the NHL to rank among the top 10 in wins, GAA and SV% in 2007-08 (also NJ's Brodeur and MIN's Backstrom)...allowed two goals-or-less in 17 of his last 21 starts, allowing

one goal-or-less in nine of those 17 contests... finished the month of February with an 8-1-1 mark, .949 SV% (240-of-253) and 1.28 GAA (13 GA/608 MIN)...ranked first in the NHL in GAA, second in SV% and tied for third in wins in February... was named the Third Star of the Week in the NHL for the period of Feb. 4-10, posting a 3-0-0 record with a 1.01 GAA, .966 SV% and one shutout...missed three contests due to back spasms, Mar. 21-26...stopped 24-of-25 shots for his fifth consecutive win (30th win overall) on Mar. 3 vs. OTT, tying his season best...stopped 23-of-25 shots to become the all-time franchise leader in wins (174), Feb. 17 vs. CGY...also appeared in his 400th NHL contest...earned back-to-back shutouts, stopping all 45 shots faced, Feb. 1 @ STL and Feb. 5 @ NYI...previously had consecutive shutouts when he recorded three straight, Dec. 8-15, 2002...registered his 28th career shutout, a franchise record, Feb. 1 @ STL (20 saves)...won five consecutive starts to establish a new season high, Jan. 7-17...recorded his 27th career shutout (all with Anaheim) on Jan. 9 vs. TOR, tying the club record...posted his first shutout of the year and the 26th of his career, Dec. 18 @ SJ...won four straight games that went to shootouts, Nov. 1-7...stopped all 10 shootout attempts during

## NHL HIGHLIGHTS

## GIGUERE VS. THE NHL

### NHL Career Highs:

**Saves:** 51, Mar. 21, 2004 vs. DET  
**Shots Faced:** 57, Mar. 21, 2004 vs. DET (51-57)  
**Goals Against:** 6, four times  
**Winning Streak:** 6 games, Jan. 23-Feb. 6, 2002  
**Unbeaten Streak:** 7 games (6-0-1), Mar. 9-Apr. 1, 2003  
**Losing Streak:** 6 games, Nov. 9-Dec. 6, 2002  
**Winless Streak:** 7 games, Aug. 11-29, 2002  
**Shutout Sequence:** 237-07, Dec. 6-18, 2002 (spanning 5 games)  
**Consecutive Games Played:** 23 games, Feb. 11-Apr. 4, 2001  
**Consecutive Starts:** 23 games, Feb. 11-Apr. 4, 2001  
**Penalty Shots:** Stopped 3-of-7

### First NHL Game:

In a 3-2 HFD loss, Dec. 12, 1996 @ PHI

### First NHL Win:

In a 3-2 HFD win, Dec. 28, 1996 vs. OTT

### First NHL Tie:

In a 3-3 CGY tie, Dec. 17, 1998 @ PHI

### First NHL Shutout:

In a 1-0 ANA win, Feb. 21, 2001 vs. SJ (stopped 24 shots)

### Milestones Achieved:

400th NHL game, Feb. 17, 2008 vs. CGY  
 300th game as a Duck, Dec. 23, 2006 @ PHX  
 100th NHL win, Dec. 21, 2005 vs. STL  
 100th win as a Duck, Apr. 7, 2006 vs. SJ  
 25th NHL shutout, Dec. 6, 2006 vs. NSH

### Milestones Within Reach:

1 shutout to 30 NHL shutouts  
 9 wins to 200 NHL wins  
 17 wins to 200 wins as a Duck  
 19 appearances to 400 games as a Duck

### Team

Team	GP	MIN	W-L-T	SO	GA	GAA
Anaheim	1	60	1-0-0	0	1	1.00
Atlanta	6	343	4-2-0	1	11	1.92
Boston	3	129	1-1-1	0	8	3.72
Buffalo	4	227	1-1-1	0	11	2.91
Calgary	23	1349	12-8-2	0	50	2.22
Carolina	5	273	1-2-1	0	14	3.08
Chicago	21	1216	13-5-2	0	46	2.27
Colorado	22	1269	7-10-3	1	47	2.22
Columbus	19	1121	12-5-2	2	35	1.87
Dallas	32	1783	12-17-3	0	82	2.76
Detroit	17	949	4-11-1	0	38	2.40
Edmonton	20	1147	5-11-3	1	55	2.88
Florida	8	483	4-3-1	1	22	2.73
Los Angeles	33	1942	16-10-7	1	90	2.78
Minnesota	21	1198	8-9-3	3	45	2.25
Montreal	6	362	3-2-1	0	16	2.64
Nashville	20	1220	13-6-1	3	36	1.77
New Jersey	4	248	2-1-1	0	10	2.42
NY Islanders	5	253	1-0-2	1	10	2.37
NY Rangers	6	352	1-3-1	0	20	3.41
Ottawa	6	364	4-2-0	0	13	2.14
Philadelphia	5	260	2-2-1	0	18	4.15
Phoenix	29	1673	16-7-5	2	62	2.22
Pittsburgh	4	240	3-1-0	1	6	1.50
San Jose	29	1683	14-12-2	4	77	2.75
St. Louis	22	1317	13-6-1	3	49	2.23
Tampa Bay	5	293	4-1-0	1	9	1.84
Toronto	6	318	2-3-0	1	11	2.08
Vancouver	24	1292	9-9-3	1	58	2.69
Washington	5	303	3-1-1	2	7	1.39
<b>NHL Totals</b>	<b>411</b>	<b>23665</b>	<b>191-151-50</b>	<b>29</b>	<b>957</b>	<b>2.43</b>

# GOALTENDER 35

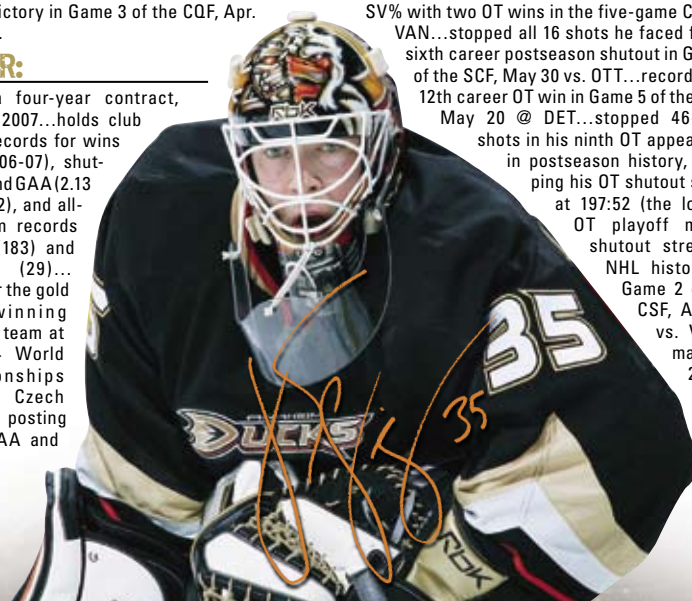
that span...made his season debut on Oct. 14 vs. MIN after missing the first six games recovering from offseason sports hernia surgery...**PLAYOFFS:** Appeared in all six CQF games vs. DAL, posting a 2-4 record with a 3.18 GAA and .898 SV%...stopped a playoff-high 40-of-42 shots in a 5-2 victory in Game 5 of the CQF on Apr. 18 vs. DAL, marking his 33rd career postseason victory...his 42 shots faced were his most in a playoff game since Game 2 of the CSF, Apr. 27, 2007 vs. Vancouver (49)...turned away 31-of-33 shots to help lead the Ducks to a 4-2 victory in Game 3 of the CQF, Apr. 15 @ DAL.

## CAREER:

Signed a four-year contract, June 21, 2007...holds club season records for wins (36 in 2006-07), shut-outs(8)and GAA(2.13 in 2001-02), and all-time team records in wins (183) and shutouts (29)...played for the gold medal-winning Canadian team at the 2004 World Championships in the Czech Republic, posting a 0.50 GAA and

.975 SV% in two games...was named to Team Canada for the 2002 World Championships in Sweden, appearing in seven games with a 1.89 GAA and .921 SV%...dressed but did not appear in three games with Team Canada at the 2001 World Championships, his first appearance in the tournament...**2006-07:** Won his first Stanley Cup with the Ducks in 2007...among playoff leaders, finished first in wins, fourth in GAA and tied for fifth in SV%...allowed two goals-or-less in 12 of his 17 postseason starts...posted a 1.36 GAA and .948 SV% with two OT wins in the five-game CSF vs. VAN...stopped all 16 shots he faced for his sixth career postseason shutout in Game 2 of the SCF, May 30 vs. OTT...recorded his 12th career OT win in Game 5 of the WCF, May 20 @ DET...stopped 46-of-48

shots in his ninth OT appearance in postseason history, snapping his OT shutout streak at 197:52 (the longest OT playoff minute shutout streak in NHL history) in Game 2 of the CSF, Apr. 27 vs. VAN...made his 2007 post-season



## REGULAR SEASON

## PLAYOFFS

Season	Team	League	GP	MIN	GA	SO	GAA	SV%	W-L-T	GP	MIN	GA	SO	GAA	SV%	W-L
1993-94	Verdun	QMJHL	25	1234	66	1	3.21	-	13-5-2	-	-	-	-	-	-	-
1994-95	Halifax	QMJHL	47	2755	181	2	3.94	-	14-27-5	7	417	17	1	2.45	-	3-4
1995-96	Halifax	QMJHL	55	3230	185	1	3.44	-	26-23-2	6	354	24	0	4.07	-	1-5
1996-97	<b>HARTFORD</b>	<b>NHL</b>	8	394	24	0	3.65	.881	1-4-0	-	-	-	-	-	-	-
	Halifax	QMJHL	50	3014	170	2	3.38	-	28-19-3	16	954	58	0	3.65	-	9-7
1997-98	Saint John	AHL	31	1758	72	2	2.46	-	16-10-3	10	536	27	0	3.02	-	5-3
1998-99	Saint John	AHL	39	2145	123	3	3.44	-	18-16-3	7	304	21	0	4.14	-	3-2
	<b>CALGARY</b>	<b>NHL</b>	15	860	46	0	3.21	.897	6-7-1	-	-	-	-	-	-	-
1999-00	Saint John	AHL	41	2243	114	0	3.05	-	17-17-3	3	178	9	0	3.03	-	0-3
	<b>CALGARY</b>	<b>NHL</b>	7	330	15	0	2.73	.914	1-3-1	-	-	-	-	-	-	-
2000-01	Cincinnati	AHL	23	1306	53	0	2.43	-	12-7-2	-	-	-	-	-	-	-
	<b>ANAHEIM</b>	<b>NHL</b>	34	2031	87	4	2.57	.911	11-17-5	-	-	-	-	-	-	-
2001-02	<b>ANAHEIM</b>	<b>NHL</b>	53	3127	111	4	2.13	.920	20-25-6	-	-	-	-	-	-	-
2002-03	<b>ANAHEIM</b>	<b>NHL</b>	65	3775	145	8	2.30	.920	34-22-6	21	1407	38	5	1.62	.945	15-6
2003-04	<b>ANAHEIM</b>	<b>NHL</b>	55	3210	140	3	2.62	.914	17-31-6	-	-	-	-	-	-	-
2004-05	Hamburg	Germany	6	301	12	0	2.39	-	-	2	100	7	0	4.20	-	-
2005-06	<b>ANAHEIM</b>	<b>NHL</b>	60	3381	150	2	2.66	.911	30-15-11	6	318	18	0	3.40	.864	3-3
2006-07	<b>ANAHEIM</b>	<b>NHL</b>	56	3245	122	4	2.26	.918	36-10-8	18	1067	35	1	1.97	.922	13-4
2007-08	<b>ANAHEIM</b>	<b>NHL</b>	58	3310	117	4	2.12	.922	35-17-6	6	358	19	0	3.18	.898	2-4
<b>NHL Totals</b>			<b>411</b>	<b>23665</b>	<b>957</b>	<b>29</b>	<b>2.43</b>	<b>.915</b>	<b>191-151-50</b>	<b>51</b>	<b>3150</b>	<b>110</b>	<b>6</b>	<b>2.10</b>	<b>.925</b>	<b>33-17</b>
<b>Anaheim Totals</b>			<b>381</b>	<b>22081</b>	<b>872</b>	<b>29</b>	<b>2.37</b>	<b>.917</b>	<b>183-137-48</b>	<b>51</b>	<b>3150</b>	<b>110</b>	<b>6</b>	<b>2.10</b>	<b>.925</b>	<b>33-17</b>

# JEAN-SEBASTIEN GIGUERE

debut in Game 5 of the CQF on Apr. 19 vs. MIN after sitting out the first four games of the CQF due to family reasons...set a career high and franchise record with 36 wins during the regular season... among league leaders, ranked 10th in wins, fifth in GAA and tied for seventh in SV%...his 10 regulation losses were the fewest of any goaltender to play in 50+ games, earning the Ducks points in 44 of his 54 decisions...in 28 home starts, had a 2.1-2-5 record with a 2.17 GAA and .917 SV%, giving the Ducks points in 26 of those games... stopped 23-of-25 shots, setting career and franchise highs for wins in a season with 35, Mar. 29 @ CBJ...missed 12 games with a groin strain, Dec. 29-Jan. 19...stopped all 21 shots he faced, earning his 25th career shutout on Dec. 6 vs. NSH... was named an NHL Star of the Week (No. 2 Star) for the period ending Oct. 22 after posting a 3-0-0 record, 1.30 GAA and .952 SV%...stopped 20-of-24 shots in regulation in his 300th NHL game, Oct. 11 vs. STL (4-for-6 in shootout)...**2005-06:** During the playoffs, stopped 25-of-27 shots, extending his NHL record OT scoreless minutes streak to 170:03 in Game 4 of the CQF on Apr. 27 vs. CGY...missed one game with a groin strain, Game 1 of the CQF on Apr. 21 @ CGY...posted 30 wins for the second time in his career...over his last 33 regular season games, had a record of 19-9-4 (one no decision), 2.56 GAA, .913 SV% and two shutouts...finished tied for eighth in the NHL in SV%...earned his 21st

career shutout, stopping all 35 shots he faced, Feb. 4 @ SJ...**2004-05:** Played six regular season games and two playoff games with Hamburg in the German League...**2003-04:** Tied a regular season franchise record and set a regular season career high, stopping 51 shots while facing a club-record 57 shots on goal, Mar. 21 vs. DET...played his 200th game as a Duck, Mar. 8 vs. MTL...played in his 200th career NHL game, Dec. 3 @ DET...**2002-03:** Won the Conn Smythe Trophy as the NHL's playoff MVP...finished the postseason with the best GAA (1.62) and SV% (.945) in the league... set the longest playoff OT shutout streak in NHL history, playing 168:27 career OT minutes without giving up a goal...had a playoff shutout streak of 217:54, including three straight shutouts from May 12-16, marking the then fifth longest playoff streak in NHL history...was the first goaltender to post shutouts in the first three games of a series (vs. MIN in the WCF) since TOR's Frank McCool in the 1945 Stanley Cup Final against DET...earned his first playoff point with an assist on Sandis Ozolinsh's second-period goal in Game 3 of the SCF, May 31 vs. NJ...in the regular season, ranked tied for fifth among NHL leaders in wins and tied for second in shutouts, setting franchise records in both categories (old records held by Guy Hebert, 31 wins and six shutouts, both in 1998-99)...had a career high seven-game unbeaten streak (6-0-1) from Mar. 4-Apr. 1...stopped 22-of-24 shots, earn-



ing an OT win on Mar. 22 @ SJ (marked his 32nd victory of the season, a franchise record)...earned his seventh shutout of the season (breaking the club record for a single season), Feb. 19 vs. CBJ...missed two games with a sore neck, Jan. 3-5...recorded three consecutive shutouts on Dec. 8 vs. NSH (20 saves), Dec. 11 vs. WSH (26 saves) and Dec. 15 vs. PIT (19 saves)...became the 15th goaltender in modern day NHL history (1943-44) to record three consecutive shutouts, the eighth since the 1975-76 season...had a scoreless minutes streak of 237:07 from Dec. 8-18, a franchise record and career best...at the time, it




marked the third longest scoreless minutes streak by an individual goaltender in the modern era (beginning with 1943-44 season) and the longest in the NHL since 1950...**2001-02:** Set a club record for lowest GAA in one season with a 2.13 mark (breaking Guy Hebert's 1998-99 record of 2.42)...ranked fifth in the NHL in GAA and tied for fifth in SV% (.920)...had a career high six-game win streak, Jan. 23-Feb. 6...over the six games, posted a .937 SV% (133-of-142) and 1.48 GAA (9 GA/364 MIN)...stopped 25-of-26 shots, earning the win on Jan. 30 vs. CBJ (his 100th NHL game)...posted the best GAA and SV% among NHL goaltenders in the month of December (11 games; 1.43 GAA; .946 SV%)...was named a runner-up to the NHL's Player of the Month Award (Steve Sullivan of Chicago)...missed the first five games of the season with a groin strain, Oct. 4-12...**2000-01:** Ranked seventh in the NHL in SV% (.919) and eighth in GAA (2.41) after the All-Star break...tied a club record with his 23rd consecutive start on Apr. 4 @ COL (streak began Feb. 11 vs. CAR)...earned his third career assist on Mar. 24 @ LA...posted a then career-best five-game winning streak from Mar. 4-13, recording a 0.59 GAA, .980 SV% and three shutouts during that stretch...posted his first career shutout, stopping all 24 shots in a 1-0 victory on Feb. 21 vs. SJ...was recalled from Cincinnati on Jan. 7...appeared in his first game as a Duck, stopping 15-of-18 shots on Nov. 25 @ EDM...was named to the Canadian AHL All-Star Team in December...**1999-00:** Appeared in seven games with Calgary and 41 with Saint John (AHL)...with Calgary, stopped 32-of-33 shots in a 3-1 win, Dec. 29 vs. ANA...**1998-99:** Appeared in 15 games with Calgary, recording his first win as a Flame while also earning his first career NHL assist in a 3-1 victory on Nov. 8, 1998 vs. COL (39 saves)...**1997-98:** Played in 31 games with Saint John, finishing third

in the AHL in GAA (2.46)...captured the Holmes Trophy with teammate Tyler Moss as the AHL club with the league's lowest GAA (2.96)...was acquired by Calgary from Hartford with Andrew Cassels in exchange for Gary Roberts and Trevor Kidd, Aug. 27, 1997...**1996-97:** Played in his first eight NHL games with Hartford...recorded his first NHL win on Dec. 28 vs. OTT, a 3-2 win (30 saves) in his second career start...made his NHL debut on Dec. 12 @ PHI, a 3-2 loss (27 saves)...**1995-96:** Was a Second-Team All-Star with Halifax (QMJHL)...**1995-96:** Named Team MVP for Halifax, going 26-23-2 with a 3.44 GAA and one shutout during the regular season...**1994-95:** Went 14-27-5 with a 3.94 GAA and two shutouts in 47 games with Halifax...led all QMJHL goaltenders with a 2.45 GAA in the postseason...**Miscellaneous:** Appeared in 177 career QMJHL games, earning a record of 81-74-12.

## PERSONAL:

Resides in Newport Beach with his wife, Kristen and their son, Maxime Olivier...the family has a yellow lab named Henri...the entire Giguere family (four brothers and sisters) live within a two-minute drive of each other in Blainville, a suburb of Montreal...his favorite television shows are "CSI: Miami," "The Sopranos" and "Deadwood"...worked his first job as a security guard for various events throughout the Montreal area...would like to live in Montreal and open a business when his playing days are over...has appeared three times on NBC's "The Tonight Show" with Jay Leno: twice following Anaheim's Stanley Cup run in 2003, marking the only NHL player since Wayne Gretzky to appear twice as a seated guest on the show, and once with Brad May and Chris Pronger the night following the Ducks' 2007 Stanley Cup championship.



# JONAS HILLER

**CATCHES:** Right    **HT:** 6-2    **WT:** 193    **AGE:** 26; turns 27 on Feb. 12, 2009  
**BORN:** Feb. 12, 1982; Felben Wellhausen, Switzerland    **HOMETOWN:** Felben Wellhausen, Switzerland  
**ACQUIRED:** Signed as a free agent, May 25, 2007  
**DRAFTED:** Not drafted

## 2007-08:

Appeared in his first NHL season...finished the year winning three of his last four games (3-1-0)... owned the second-best GAA (1.55; 11 GA/426 MIN) and SV% (.952; 217-of-228 shots) in the NHL after Mar. 1, posting a 4-3-0 record...allowed two goals-or-less in six of his last seven starts, giving up exactly one goal in four of the contests... over his final 12 starts of the regular season, went 8-4-0 with a 1.74 GAA (21 GA/726 MIN) and .943 SV% (347-of-368)...also won six of his last seven starts at home, recording a 1.67 GAA (12 GA/432 MIN) and .937 SV% (177-of-189)...won five straight at Honda Center during that span (Dec. 19-Mar. 26)...earned his second consecutive shootout victory, Apr. 6 vs. PHX...won his fifth straight home start, stopping 31-of-32 shots in his first career shootout victory on Mar. 26 vs. LA...stopped a career high 41-of-43 shots, Mar. 21 @ SJ...turned away 30-of-31 shots for his fourth consecutive win at home, Mar. 12 vs. VAN...also recorded his first career NHL point in the contest...stopped 11-of-12 shots for his second win of the season (first career OT win), Dec. 19 vs. COL...recalled from Portland on Nov.

16...originally assigned to the Pirates on Oct. 23...earned a 4-1 win in his NHL debut, Sept. 30 vs. LA in London, England...stopped 22-of-23 shots en route to being named the third star of the game...became just the fourth Swiss goalie to play in an NHL game, joining David Aebischer (COL), Martin Gerber (ANA) and Pauli Jaks (LA)...with Portland: earned a 3-2-1 record with a 2.11 GAA and .929 SV%...following the 2008 NHL Playoffs, joined Switzerland for the 2008 IIHF World Championship in Halifax and Quebec City...appeared in three games, going 1-2-0 with a 2.79 GAA and .915 SV%.

## CAREER:

Signed a two-year contract extension running through the 2009-10 NHL season, June 11, 2008...**2006-07:** Played for Davos of the Swiss National League A...set a career high in wins, posting a 28-16-0 record in 44 appearances with a 2.60 GAA...was voted Best Goalie tied for first in the Swiss National League...ranked tied for first in the Swiss League in wins during the regular season and first in wins during the playoffs (12)...helped Davos capture the

## NHL HIGHLIGHTS

### NHL Career Highs:

- Saves:** 39, Mar. 21, 2008 @ SJ
- Shots Faced:** 43, Mar. 21, 2008 @ SJ (39-43)
- Goals Against:** 5, Oct. 6, 2007 @ PIT
- Winning Streak:** Two games, three times (last: Mar. 22-26, 2008)
- Unbeaten Streak:** Four games (2-0-0), Jan. 4-30, 2008
- Losing Streak:** Three games, Oct. 6-Dec. 8, 2007
- Winless Streak:** Six games, Oct. 6-Dec. 14, 2007
- Shootout Sequence:** 52:07, Dec. 14-19, 2007 (spanning two games)
- Consecutive Games Played:** 4, Mar. 21-28, 2008
- Consecutive Starts:** 4, Mar. 21-28, 2008
- Penalty Shots:** Stopped 1-of-1, Nov. 27, 2007 @ VAN (H. Sedin)
- First NHL Game:**  
In a 4-1 ANA win, Sept. 30, 2007 vs. LA (London, England)
- First NHL Win:**  
In a 4-1 ANA win, Sept. 30, 2007 vs. LA (London, England)
- First NHL Shutout:**  
None

## HILLER VS. THE NHL

Team	GP	MIN	W-L-T	SO	GA	GAA
Anaheim	-	-	-	-	-	-
Atlanta	-	-	-	-	-	-
Boston	-	-	-	-	-	-
Buffalo	-	-	-	-	-	-
Calgary	-	-	-	-	-	-
Carolina	-	-	-	-	-	-
Chicago	2	120	2-0-0	0	4	2.00
Colorado	2	122	1-1-0	0	2	0.98
Columbus	-	-	-	-	-	-
Dallas	-	-	-	-	-	-
Detroit	-	-	-	-	-	-
Edmonton	1	18	0-0-0	0	1	3.33
Florida	-	-	-	-	-	-
Los Angeles	3	155	2-0-0	0	2	0.77
Minnesota	3	130	1-0-0	0	6	2.75
Montreal	-	-	-	-	-	-
Nashville	1	60	0-1-0	0	4	4.00
New Jersey	1	60	1-0-0	0	1	1.00
NY Islanders	-	-	-	-	-	-
NY Rangers	-	-	-	-	-	-
Ottawa	-	-	-	-	-	-
Philadelphia	1	60	0-1-0	0	3	3.00
Phoenix	3	190	2-0-1	0	6	1.89
Pittsburgh	1	59	0-1-0	0	5	5.08
San Jose	2	117	0-2-0	0	5	2.56
St. Louis	-	-	-	-	-	-
Tampa Bay	-	-	-	-	-	-
Toronto	-	-	-	-	-	-
Vancouver	3	131	1-1-0	0	3	1.38
Washington	-	-	-	-	-	-
<b>NHL Totals</b>	<b>23</b>	<b>1223</b>	<b>10-7-1</b>	<b>0</b>	<b>42</b>	<b>2.06</b>




# GOALTENDER

Swiss Championship...in addition, helped Davos to a Spengler Cup championship...was the starting goaltender for the Swiss National Team at the 2007 IIHF World Championship from Apr. 27-May 13 in Moscow, Russia... appeared in six games, posting a 2.51 GAA and .910 save percentage (SV%), finishing fifth among goaltenders in SV%....Switzerland was eventually eliminated by Team Canada, which went on to win the gold medal...**2005-06:** Helped Davos advance to the final in the Swiss Championship...was selected to the All-Star Team for the Spengler Cup and was a member of the Swiss National Team for the IIHF World Championships...**2004-05:** Was voted the Best Goalie in the Swiss League, en route to the Swiss League Championship...won the Spengler Cup with Davos and was also selected to the Spengler Cup's All-Star Team.

## PERSONAL:


Spends the offseason in the town of Davos in his native Switzerland...resides in Newport Beach during the hockey season...enjoys playing tennis, beach volleyball and sailing on his family's boat in Switzerland during the offseason...is an automobile enthusiast and spends his summers fixing up cars with his friends at a local body shop in his hometown...enjoys cooking traditional Swiss food, with his specialty being fondue... lists his favorite food as Italian...admires fellow Swiss athlete Roger Federer for his overall consistency...enjoys watching "Prison Break" and "The Simpsons" on television and playing on his computer...also likes to play Nintendo Wii...lists his favorite Wii games as golf and bowling...can speak German, English and French fluently...is a big fan of rock music, enjoying the likes of Metallica and Nickelback.



### REGULAR SEASON

### PLAYOFFS

Season	Team	League	GP	MIN	GA	SO	GAA	SV%	W-L-T	GP	MIN	GA	SO	GAA	W-L
2003-04	Lausanne	Swiss-A	10	710	42	1	3.60	-	3-8-1	4	251	7	0	1.70	4-0-0
2004-05	Davos	Swiss-A	43	2519	95	8	2.26	-	26-12-4	15	932	34	0	2.19	12-3-0
2005-06	Davos	Swiss-A	44	2676	110	3	2.47	-	23-16-5	15	900	45	1	3.00	9-6-0
2006-07	Davos	Swiss-A	44	2656	115	3	2.60	-	28-16-0	19	1138	39	3	2.05	12-7-0
2007-08	ANAHEIM	NHL	23	1223	42	0	2.06	.927	10-7-1	-	-	-	-	-	-
	Portland	AHL	6	370	13	0	2.11	.929	3-1-1-1	-	-	-	-	-	-
<b>NHL Totals</b>			<b>23</b>	<b>1223</b>	<b>42</b>	<b>0</b>	<b>2.06</b>	<b>.927</b>	<b>10-7-1</b>	-	-	-	-	-	-



# KENT HUSKINS

**SHOOTS:** Left    **HT:** 6-4    **WT:** 205    **AGE:** 29; turns 30 on May 4, 2009  
**BORN:** May 4, 1979; Ottawa, Ontario    **HOMETOWN:** Almonte, Ontario  
**ACQUIRED:** Signed as a free agent, August 22, 2005  
**DRAFTED:** By Chicago in the sixth round (156th overall) of the 1998 NHL Entry Draft

## 2007-08 REAL TIME

**TOI/GM** 16:04    **SHFT/GM** 20.1    **FO% (FW/FL)** 0% (0/0)

## 2007-08:

Appeared in his second NHL season, both with Anaheim...ranked second on the Ducks and tied for 14th in the NHL with a +23 rating... finished third among Anaheim defensemen in games played (76)...owned a plus-or-even rating in 18 consecutive games (+6 overall), Jan. 23-Mar. 5...posted a career high three-game point streak (0-3=3), Jan 5-9...also had three two-game point streaks: Feb. 22-24 (1-1=2), Dec. 22-27 (0-2=2) and Oct. 15-17 (1-1=2)...his first two career GWG came within a seven-game stretch: Feb. 10 @ DET (W, 3-2) and Feb. 24 vs. CHI (W, 6-3)...missed six games with a bruised knee, Dec. 7-16...tied a franchise single-game record with a +5 rating in a 6-3 victory, Nov. 15 @ LA...collected his first career PPG as the Ducks defeated the Kings, 4-3, in a shootout on Nov. 13 at Honda Center...picked up 1-3=4 points over a six-game stretch, Oct. 10-23...scored his first career NHL goal in a 6-3 Anaheim win, Oct. 15 vs. DET...had a career high 22:23 TOI, Oct. 6 @ PIT...**PLAYOFFS:** Played in his second career postseason with Anaheim, appearing in all six CQF games vs. DAL...recorded his second career playoff point (assist) in Game 4 of the CQF, Apr. 17 @ DAL.

## CAREER:

Signed a two-year contract extension with Anaheim, June 23, 2007...**2006-07:** Appeared in his first NHL season with the Ducks...played in all of Anaheim's 21 post-season contests, averaging 11:44 TOI with a +4 rating...had a playoff-high +2 rating in Game 4 of the SCF, June 4 @ OTT...collected his first career postseason point (assist) in Game 1 of the CSF, Apr. 25 vs. VAN...appeared in 33 regular-season games with the Ducks...recorded single assists on Mar. 28 @ CHI, Mar. 9 vs. EDM and Dec. 26 @ SJ (first NHL point)...was a season-high +2, Feb. 26 @ SJ...recalled from Portland on Feb. 25 and remained with the Ducks throughout the rest of the season and playoffs...originally recalled on Dec. 21, making his NHL debut on Dec. 23 @ PHX, going scoreless while logging 11:03 TOI...appeared in 39 games with Portland, serving both as alternate captain and captain...**2005-06:** Was the only Pirate to play in all 80 games while setting career highs in goals (8), assists (23) and points (31)...finished second among Portland defensemen in scoring and ranked first with a +24 rating...appeared in 18 postseason contests, recording a playoff-high 3-6=9 points while leading the Pirates to the Eastern Conference Final in the Calder Cup Playoffs...**2004-05:** Scored 5-11=16 points with 41 PIM in 65

## NHL HIGHLIGHTS

## HUSKINS VS. NHL

### NHL Career Hat Tricks:

None

### NHL Career Multiple-Point Games:

None

### NHL Career Highs:

**Goals:** 1, four times (last: Feb. 24, 2008 vs. CHI)

**Assists:** 1, 15 times (last: Apr. 5, 2008 @ LA)

**Points:** 1, 22 times (last: Apr. 5, 2008 @ LA)

**PIM:** 17, Feb. 12, 2008 @ COL

**TOI:** 22:23, Oct. 6, 2007 @ PIT

**Shots:** 2, 16 times (last: Mar. 15, 2008 vs. STL)

**Plus/Minus:** +5, Nov. 15, 2007 @ LA

**Goal Streak:** None

**Assist Streak:** Three games, Jan. 5-9, 2008 (0-3=3)

**Point Streak:** Three games, Jan. 5-9, 2008 (0-3=3)

**Penalty Shots:** None

### First NHL Game:

In a 2-0 ANA loss, Dec. 23, 2006 @ PHX

### First NHL Point:

An assist in a 4-3 ANA win, Dec. 26, 2006 @ SJ

### First NHL Goal:

A goal (Hasek) in a 6-3 ANA win, Oct. 15, 2007 vs. DET

### Milestones Achieved:

100th NHL game, Mar. 12, 2008 vs. VAN

Team	GP	G	A	Pts.	PIM
Anaheim	-	-	-	-	-
Atlanta	-	-	-	-	-
Boston	1	0	1	1	2
Buffalo	1	0	1	1	0
Calgary	5	0	0	0	4
Carolina	1	0	0	0	0
Chicago	5	1	1	2	6
Colorado	6	0	0	0	19
Columbus	7	0	0	0	6
Dallas	11	0	0	0	4
Detroit	7	2	0	2	4
Edmonton	6	0	2	2	0
Florida	-	-	-	-	-
Los Angeles	10	1	2	3	2
Minnesota	4	0	0	0	2
Montreal	1	0	1	1	0
Nashville	5	0	2	2	4
New Jersey	1	0	0	0	0
NY Islanders	1	0	0	0	0
NY Rangers	1	0	0	0	0
Ottawa	1	0	0	0	0
Philadelphia	1	0	0	0	0
Phoenix	11	0	1	1	12
Pittsburgh	1	0	0	0	2
San Jose	11	0	3	3	4
St. Louis	6	0	3	3	2
Tampa Bay	-	-	-	-	-
Toronto	1	0	1	1	0
Vancouver	4	0	0	0	0
Washington	-	-	-	-	-
<b>NHL Totals</b>	<b>109</b>	<b>4</b>	<b>18</b>	<b>22</b>	<b>73</b>

# DEFENSEMAN 40

games with Manitoba (AHL)...notched two assists with 12 PIM in 14 playoff games...**2003-04:** With San Antonio (AHL), scored 5-14=19 points with 42 PIM in 79 games...**2002-03:** Completed his second year with Norfolk (AHL), recording 5-22=27 points in 80 games...set a career high with 48 PIM...appeared in nine postseason contests, earning 2-2=4 points with four PIM...**2001-02:** Made his professional hockey debut, playing in 65 games with Norfolk (AHL)...also made his professional postseason debut, appearing in four playoff games for the Admirals...**2000-01:** In his senior season at Clarkson University, collected collegiate highs in goals, assists and points (6-28=34)...was named to the NCAA East First All-American Team and ECAC First All-Star Team...led the Golden Knights to the best regular season record in the ECAC.

## PERSONAL:

Single...nickname is Husky...played as a forward growing up before making the switch to defense when he was 13...as a youngster, enjoyed watching NHL players such as former Toronto Maple Leaf Al Iafate...says Fiji would top his list of vacation destinations...some of his favorite bands include Angels & Airwaves, the Sam Roberts Band and the Headstones...spent part of last summer at Lake Tahoe and in his hometown of Almonte, Ontario where he brought the Stanley Cup a year earlier...lists the sushi at Tuna Town in Huntington Beach and Morton's in Anaheim as a few of his favorite restaurant experiences in Orange County.



## REGULAR SEASON

## PLAYOFFS

Season	Team	League	GP	G	A	Pts.	PIM	+/-	GP	G	A	Pts.	PIM
1997-98	Clarkson	ECAC	35	2	8	10	46	-	-	-	-	-	-
1998-99	Clarkson	ECAC	37	5	11	16	28	-	-	-	-	-	-
1999-00	Clarkson	ECAC	28	2	16	18	30	-	-	-	-	-	-
2000-01	Clarkson	ECAC	35	6	28	34	22	-	-	-	-	-	-
2001-02	Norfolk	AHL	65	4	11	15	44	-	4	0	1	1	0
2002-03	Norfolk	AHL	80	5	22	27	48	-	9	2	2	4	4
2003-04	San Antonio	AHL	79	5	14	19	42	-	-	-	-	-	-
2004-05	Manitoba	AHL	65	5	11	16	41	-	14	0	2	2	12
2005-06	Portland	AHL	80	8	23	31	64	-	18	3	6	9	14
2006-07	<b>ANAHEIM</b>	<b>NHL</b>	<b>33</b>	<b>0</b>	<b>3</b>	<b>3</b>	<b>14</b>	<b>-3</b>	<b>21</b>	<b>0</b>	<b>1</b>	<b>1</b>	<b>11</b>
	Portland	AHL	39	3	12	15	23	-	-	-	-	-	-
2007-08	<b>ANAHEIM</b>	<b>NHL</b>	<b>76</b>	<b>4</b>	<b>15</b>	<b>19</b>	<b>59</b>	<b>+23</b>	<b>6</b>	<b>0</b>	<b>1</b>	<b>1</b>	<b>2</b>
<b>NHL Totals</b>			<b>109</b>	<b>4</b>	<b>18</b>	<b>22</b>	<b>73</b>	<b>+20</b>	<b>27</b>	<b>0</b>	<b>2</b>	<b>2</b>	<b>13</b>



# CHRIS KUNITZ

**SHOOTS:** Left **HT:** 6-0 **WT:** 193 **AGE:** 29; turns 30 on Sept. 26, 2009  
**BORN:** September 26, 1979; Regina, Saskatchewan **HOMETOWN:** Regina, Saskatchewan  
**ACQUIRED:** Originally signed as a free agent, April 1, 2003 (rejoined Anaheim after being claimed on waivers from Atlanta, Oct. 19, 2005).  
**DRAFTED:** Not drafted

## 2007-08 REAL TIME

TOI/GM	SHFT/GM	FO% (FW/FL)
16:54	22.2	32.6% (16/33)

## 2007-08:

Appeared in his fifth NHL season, playing in all 82 games for the first time in his career...led the Ducks in GWG (6) and hits (159)...ranked third on the team in goals (21), assists (29) and points (50)...earned 6-12-18 points in the last 25 games...had a season-best four-game point streak (3-2-5), Jan. 4-9...recorded a season-high 10 hits, Mar. 6 @ COL...collected 1-3-4 points with a +3 rating, tying his career high for assists and points while setting a career best in plus/minus, Feb. 24 vs. CHI...recorded his third two-goal game of the season (2-0-2), Feb. 15 vs. DAL...played in his 200th career NHL game on Dec. 5 vs. BUF and 200th game as a Duck on Dec. 8 @ NSH...tied his career high with three assists, Nov. 15 @ LA...had a career-best 23:47 TOI, Oct. 15 vs. DET...**PLAYOFFS:** Played in all six CQF games vs. DAL, recording 0-2-2 points while averaging 18:30 TOI...collected both assists and had a playoff-high four shots in Anaheim's 5-2 victory in Game 5 of the CQF, Apr. 18 vs. DAL...was credited with at least one shot in each game of the series (14 total).

## CAREER:

Agreed to a four-year contract extension running through the 2011-12 NHL season, Aug. 27, 2007...ranks third on the Ducks' all-time franchise record in plus/minus with a career +51 rating...**2006-07:** Appeared in his fourth NHL season...missed seven playoff games with a broken bone

in his right hand, May 13-30...was also sidelined with an abdominal bruise during Game 4 of the SCF, June 4 @ OTT...scored a goal in Game 1 of the WCF, May 11 @ DET...recorded his first career postseason three-point game (0-3-3) in the first period of Game 1 of the CSF on Apr. 25 vs. VAN, marking the first time in club history a player had three assists in a single playoff period...in the regular season, had points in 12 of his last 19 games (4-10-14)...ranked third on the team in plus/minus, tied for fourth in goals and tied for second in PPG...had 10 multiple-point games, including two four-point games and one three-goal game...recorded his 100th career NHL point, Mar. 11 vs. VAN...set career highs in goals, assists and points...had a three-goal goal streak from Feb. 17-20, tying a career high...recorded a career-best five-game point streak (1-4-5) from Jan. 7-16...tied a season high with 1-3-4 points and set a career high for assists, Dec. 6 vs. NSH...scored a goal with 17 seconds left to force OT, Nov. 28 @ EDM...became the eighth Ducks player in team history to collect a hat trick, scoring 3-1-4 points on Nov. 19 vs. PHX...it marked the first hat trick and four-point game of his career...**2005-06:** Appeared in his first full NHL season...finished the postseason ranked among rookie leaders in goals (tied for second with three) and points (fourth with eight)...scored a goal in Game 3 of the WCF, May 23 @ EDM...scored 1-1-2 points with a +2 rating in Game 1 of

## NHL HIGHLIGHTS

## KUNITZ VS. NHL

### NHL Career Hat Tricks:

One (Nov. 19, 2006 vs. PHX)

### NHL Career Multiple-Point Games:

29 (8 multiple-goal, 10 multiple-assist)

### NHL Career Highs:

**Goals:** 3, Nov. 19, 2006 vs. PHX

**Assists:** 3, two times (last: Feb. 24, 2008 vs. CHI)

**Points:** 4, three times (last: Feb. 24, 2008 vs. CHI; 1-3-4)

**TOI:** 27, Mar. 16, 2007 vs. CHI

**PIM:** 23:47, Oct. 15, 2007 vs. DET

**Shots:** 8, Feb. 4, 2004 vs. CAR

**Plus/Minus:** +3, Feb. 24, 2008 vs. CHI

**Goal Streak:** Three games, four times (last: Feb. 17-20, 2007; 3-0-3)

**Assist Streak:** Four games, Mar. 22-28, 2006 (1-6-7)

**Point Streak:** Five games, Jan. 7-16, 2007 (1-4-5)

**Penalty Shots:** 0-for-1, Jan. 15, 2008 vs. DAL (no goal vs. Turco)

### First NHL Game:

In a 2-1 ANA win, Jan. 17, 2004 @ VAN

### First NHL Point:

An assist in a 4-3 ANA loss (OT), Jan. 28, 2004 vs. LA

### First NHL Goal:

A goal (Vokoun) in a 4-1 ANA win, Nov. 1, 2005 vs. NSH

### Milestones Achieved:

200th NHL game, Dec. 5, 2007 vs. BUF

200th NHL game as a Duck, Dec. 8, 2007 @ NSH

100th NHL point, Mar. 11, 2007 vs. VAN

### Milestones Within Reach:

8 assists to 100 NHL assists

35 goals to 100 NHL goals

43 points to 200 NHL points

47 appearances to 300 NHL games


Team	GP	G	A	Pts.	PIM
Anaheim	-	-	-	-	-
Atlanta	2	0	1	1	2
Boston	2	1	0	1	0
Buffalo	2	1	0	1	2
Calgary	14	2	6	8	10
Carolina	3	0	1	1	0
Chicago	11	5	4	9	29
Colorado	12	0	8	8	20
Columbus	12	1	2	3	10
Dallas	24	5	5	10	33
Detroit	12	2	4	6	12
Edmonton	13	4	5	9	22
Florida	2	1	0	1	0
Los Angeles	27	9	10	19	20
Minnesota	11	1	3	4	10
Montreal	3	1	0	1	6
Nashville	12	5	10	15	11
New Jersey	2	0	1	1	0
NY Islanders	2	0	1	1	0
NY Rangers	3	1	1	2	0
Ottawa	2	1	0	1	2
Philadelphia	2	1	0	1	0
Phoenix	24	7	11	18	14
Pittsburgh	2	3	1	4	2
San Jose	24	6	8	14	10
St. Louis	11	4	3	7	15
Tampa Bay	2	1	1	2	2
Toronto	2	1	0	1	4
Vancouver	13	2	5	7	8
Washington	2	0	1	1	0
<b>NHL Totals</b>	<b>253</b>	<b>65</b>	<b>92</b>	<b>157</b>	<b>244</b>

the CSF on May 5 vs. COL, establishing a single-game playoff career high for points...scored his first career NHL playoff goal in Game 2 of the CQF, Apr. 23 @ CGY... finished third in the NHL among rookies in plus/minus... in the regular season, broke then rookie club records for goals (19), points (41), shots (149) and plus/minus (+19, still record-holder) in a season...scored two goals (tying a then career high set earlier in the season), Apr. 8 @ LA... had a four-game assist streak (1-6=7), Mar. 22-28...had a three-game goal streak (3-0=3 points), Jan. 16-21...scored two goals and the shootout winner, Dec. 31 @ STL... scored his first career SHG with a +2, Dec. 18 vs. SJ... was recalled from Portland (AHL), Nov. 21...reassigned to Portland (AHL), Nov. 16...scored his first NHL goal, Nov. 1 vs. NSH...recalled from Portland (AHL), Oct. 27...claimed off waivers from Atlanta on Oct. 19 after being claimed by the Thrashers on Oct. 4...**2004-05:** Played in 54 games with Cincinnati (AHL), recording 22-17=39 points with 71 PIM...collected 1-7=8 points with 20 PIM in 12 playoff games...**2003-04:** Led Cincinnati (AHL) in goals (19) and was second in PPG (5) during the regular season... led club rookies in goals, assists (25), points (44) and PPG...appeared in 21 NHL games with Anaheim, earning six assists...scored his first career NHL multi-point game with two assists on Feb. 25 vs. EDM...earned his first NHL point with an assist, Jan. 28 vs. LA...appeared in his first NHL game, Jan. 17 @ VAN...**2002-03:** With Ferris State, finished the regular season as the nation's second-leading scorer, earning 35-44=79 points with a +47 rating in 42 games...was named a finalist for the Hobey Baker Award... became the first Ferris State player to

be named the Central Collegiate Hockey Association's (CCHA) Player of the Year after leading the Bulldogs to the school's first-ever regular season CCHA Championship Title (22-5-1 league record)...**Miscellaneous:** Was selected as First-Team All-CCHA in each of his last two seasons at Ferris State...helped Ferris State reach the second round of the 2003 Division One Ice Hockey Championships.

## PERSONAL:

Chris and his wife Maureen were married in July 2008 and honeymooned in Bora Bora...the couple resides in Orange during the hockey season and Chicago during the offseason...donated his time over the summer speaking to children at the Mid Town Boys Club in Chicago, using his story as a collegiate athlete making it to the NHL level as an example...lists Garth Brooks' fire relief benefit concert during the 2008 All-Star break as the best concert he's ever attended...favorite restaurants in OC include Barolo Café for the pregame meal and Mastro's Steakhouse in Costa Mesa...loves watching "Jon and Kate Plus 8" on TLC with his wife...also enjoys "Entourage," "Prison Break" and anything on the Discovery Channel...believes he would be a strong competitor on "So You Think You Can Dance"...enjoys watching golf and baseball playoffs, having become a fan of the Detroit Tigers while attending Ferris State...has also traveled to the Bahamas where he and his wife swam with sharks and sting-rays...during the summer of 2007, split his day with the Stanley Cup between Big Rapids, Michigan where he played college hockey for Ferris State and his hometown of Regina, Saskatchewan.



REGULAR SEASON										PLAYOFFS				
Season	Team	League	GP	G	A	Pts.	PIM	+/-	GP	G	A	Pts.	PIM	
1999-00	Ferris State	CCHA	38	20	9	29	70	-	-	-	-	-	-	
2000-01	Ferris State	CCHA	37	16	13	29	81	-	-	-	-	-	-	
2001-02	Ferris State	CCHA	35	28	10	38	68	-	-	-	-	-	-	
2002-03	Ferris State	CCHA	42	35	44	79	56	-	-	-	-	-	-	
<b>2003-04</b>	Cincinnati	AHL	59	19	25	44	101	-	9	3	2	5	24	
	<b>ANAHEIM</b>	<b>NHL</b>	<b>21</b>	<b>0</b>	<b>6</b>	<b>6</b>	<b>12</b>	<b>+1</b>	-	-	-	-	-	
2004-05	Cincinnati	AHL	54	22	17	39	71	-	12	1	7	8	20	
<b>2005-06</b>	<b>ATLANTA</b>	<b>NHL</b>	<b>2</b>	<b>0</b>	<b>0</b>	<b>0</b>	<b>2</b>	<b>-3</b>	-	-	-	-	-	
	Portland	AHL	5	0	4	4	12	-	-	-	-	-	-	
	<b>ANAHEIM</b>	<b>NHL</b>	<b>67</b>	<b>19</b>	<b>22</b>	<b>41</b>	<b>69</b>	<b>+19</b>	<b>16</b>	<b>3</b>	<b>5</b>	<b>8</b>	<b>8</b>	
2006-07	<b>ANAHEIM</b>	<b>NHL</b>	<b>81</b>	<b>25</b>	<b>35</b>	<b>60</b>	<b>81</b>	<b>+23</b>	<b>13</b>	<b>1</b>	<b>5</b>	<b>6</b>	<b>19</b>	
<b>2007-08</b>	<b>ANAHEIM</b>	<b>NHL</b>	<b>82</b>	<b>21</b>	<b>29</b>	<b>50</b>	<b>80</b>	<b>+8</b>	<b>6</b>	<b>0</b>	<b>2</b>	<b>2</b>	<b>8</b>	
<b>NHL Totals</b>			<b>253</b>	<b>65</b>	<b>92</b>	<b>157</b>	<b>244</b>	<b>+48</b>	<b>35</b>	<b>4</b>	<b>12</b>	<b>16</b>	<b>35</b>	
<b>Anaheim Totals</b>			<b>251</b>	<b>65</b>	<b>92</b>	<b>157</b>	<b>242</b>	<b>+51</b>	<b>35</b>	<b>4</b>	<b>12</b>	<b>16</b>	<b>35</b>	





# TODD MARCHANT

**SHOOTS:** Left    **HT:** 5-10    **WT:** 182    **AGE:** 35; turns 36 on August 12, 2009  
**BORN:** August 12, 1973; Buffalo, NY    **HOMETOWN:** Williamsville, NY  
**ACQUIRED:** Claimed on waivers from Columbus, Nov. 21, 2005  
**DRAFTED:** By NY Rangers in the seventh round (164th overall) of the 1993 NHL Entry Draft

## 2007-08 REAL TIME

TOI/GM	SHFT/GM	FO% (FW/FL)
17:57	21.7	18.8% (3/13)

## 2007-08:

Appeared in his 15th NHL season, his third with Anaheim...scored four goals in his last 11 games of the season (4-1-5), including a three-game goal streak (3-1-4) from Mar. 9-12...scored a goal and collected an assist for his lone multiple-point game of the season, Mar. 12 vs. VAN...scored a goal at 21 seconds of the first period on Mar. 9 vs. MTL, marking the sixth-fastest in club history (third fastest at home)...missed three games with a strained shoulder, Feb. 22-29...earned an assist on the game-winning OT goal in a 4-3 victory, Jan. 13 vs. SJ...had a three-game point streak (2-1-3) from Nov. 7-13, his longest since Nov. 22-28, 2006 (four games, 3-2-5)...appeared in his 900th NHL game, Oct. 23 @ STL, recording 21:22 TOI...missed two games with a bruised right ankle, Oct. 15-17...**PLAYOFFS:** Appeared in all six CQF games vs. DAL, scoring 2-0-2 goals with a +1 rating...collected his first goal of the postseason in a 4-2 victory in Game 3 of the CQF, Apr. 15 @ DAL...scored the final goal in a 5-2 win in Game 5 of the CQF, Apr. 18 vs. DAL.

## CAREER:

Signed by Columbus to a five-year contract, July 3, 2003...**2006-07:** Appeared in his 14th NHL season, his second with Anaheim...scored 0-3-3 points with 12 PIM in 11 playoff games...recorded an assist with a +1 rating in Game 4 of the SCF, June 4 @ OTT...earned an assist in the series-clinching Game 6 of the WCF, May 22 vs. DET...collected an assist (his first of the postseason) in Game 4 of the WCF, May 17 vs. DET...

missed the first 10 playoff games with a torn groin, Apr. 11-May 3...scored three SHG during the regular season (Oct. 15 @ DAL, Nov. 24 vs. NJ and Dec. 8 @ WSH), tying the franchise record for a season...finished tied for 10th in the NHL in SHG...scored two goals (2-0-2) with a season-high +4, tying his career high, Nov. 24 vs. NJ...played in his 100th career game as a Duck, Jan. 9 @ NSH...missed the last three games of the regular season with a torn groin...missed 23 games overall with an abdominal injury, Feb. 18-Mar. 26 and Dec. 26-Jan. 7...**2005-06:** Appeared in his 13th NHL season, his first with Anaheim...the Ducks were 36-17-8 after he was acquired on Nov. 21 and 18-1-3 when he recorded a point...in the postseason, led the team in assists (10) and plus/minus (+11)...finished second on the Ducks in playoff points (13)...ranked tied for first in the NHL in playoff plus/minus...collected 2-1-3 points, establishing a playoff career high in goals and points in Game 4 of the CSF, May 11 @ COL...earned an assist (his 400th NHL point and 800th NHL game) on Jan. 23 @ LA...**2004-05:** Did not play...**2003-04:** Among team leaders, finished second in assists and shots (163), tied for third in points and fourth in PPG (4)...missed the final four games of the regular season due to a groin strain...missed the Nov. 14 game vs. BOS due to the flu...**2002-03:** Totaled 20-40-60 points with 48 PIM and +13 rating in 77 games with Edmonton...led the Oilers in assists...finished second on the club in points and tied for third in goals and PPG (7)...tied a career high with a four-point effort (2-2-4),


## NHL HIGHLIGHTS

## MARCHANT VS. NHL

**NHL Career Hat Tricks:** None  
**NHL Career Multiple-Point Games:**  
 78 (14 multiple-goal, 34 multiple-assist)  
**NHL Career Highs:**  
**Goals:** 2, 14 times  
**Assists:** 3, Feb. 21, 1996 w/EDM vs. LA  
**Points:** 4, two times (last: Jan. 13, 2003 w/EDM vs. CBJ)  
**PIM:** 17, two times (last: Jan. 19, 2000 w/EDM vs. CGY)  
**TOI:** 30:09, Dec. 21, 2002 w/EDM @ VAN  
**Shots:** 9, Mar. 30, 1996 w/EDM vs. TOR  
**Plus/Minus:** +4, two times (last: Nov. 24, 2006 vs. NJ)  
**Goal Streak:** Four games, Feb. 3-10, 1995 (5-3-8)  
**Assist Streak:** Five games, Jan. 2-9, 2003 (2-7-9)  
**Point Streak:** Eight games, Jan. 7-25, 2000 (4-7-11)  
**Penalty Shots:** 0-for-2 (last: Jan. 26, 1997 w/EDM @ WSH; no goal vs. Kolzig)  
**First NHL Game:** In a 7-3 NYR loss, Mar. 18, 1994 vs. CHI  
**First NHL Point:** An assist in a 4-3 EDM loss, Mar. 25, 1994 vs. LA  
**First NHL Goal:**  
 A goal (Osgood) in a 5-2 EDM loss, Jan. 28, 1995 @ DET  
**Milestones Achieved:**  
 900th NHL game, Oct. 23, 2007 @ STL  
 100th game as a Duck, Jan. 9, 2007 @ NSH  
 100th NHL goal, Feb. 25, 2002 w/EDM vs. DAL  
 200th NHL assist, Feb. 23, 2003 w/EDM vs. ATL  
 400th NHL point, Jan. 23, 2006 @ LA  
**Milestones Within Reach:**  
 11 appearances to 200 games as a Duck  
 21 assists to 300 NHL assists  
 34 appearances to 1,000 NHL games  
 36 points to 100 points as a Duck

Team	GP	G	A	Pts.	PIM
Anaheim	44	6	13	19	26
Atlanta	10	1	2	3	8
Boston	15	4	4	8	4
Buffalo	15	6	6	12	6
Calgary	60	14	21	35	61
Carolina	15	0	2	2	0
Chicago	51	9	16	25	45
Colorado	55	4	13	17	49
Columbus	20	2	8	10	14
Dallas	57	11	12	23	41
Detroit	48	4	15	19	32
Edmonton	15	2	3	5	6
Florida	16	2	2	4	8
Los Angeles	68	14	21	35	63
Minnesota	30	2	10	12	25
Montreal	21	4	5	9	24
Nashville	34	3	17	20	18
New Jersey	15	5	1	6	32
NY Islanders	16	2	3	5	8
NY Rangers	17	2	3	5	10
Ottawa	17	4	1	5	0
Philadelphia	15	0	3	3	10
Phoenix	55	10	18	28	22
Pittsburgh	17	2	5	7	16
San Jose	64	14	23	37	50
St. Louis	50	7	8	15	20
Tampa Bay	18	4	9	13	11
Toronto	33	10	9	19	10
Vancouver	59	19	20	39	53
Washington	16	4	6	10	10
<b>NHL Totals</b>	<b>966</b>	<b>171</b>	<b>279</b>	<b>450</b>	<b>682</b>

Jan. 13 vs. CBJ...registered his 200th career NHL assist, Feb. 23 vs. ATL...scored his 300th career NHL point, Dec. 13 vs. COL...was named Oilers MVP (co-winner with Tommy Salo) and Top Defensive Forward for the third consecutive season...ranked fifth in the NHL in shorthanded scoring (1-4-5) and first in SHA...finished sixth in the NHL in face-off percentage (58.0%)...**2001-02:** Finished sixth on the Oilers' scoring list and sixth in goals (11) and assists (22)...led Edmonton in shorthanded scoring (3-4-7) for the second consecutive season...ranked third in NHL shorthanded scoring, sixth in SHG & first in SHA...also led the Oilers and was second in the NHL in takeaways (83)...played in his 600th career NHL game, Apr. 10 vs. PHX...**2000-01:** Finished fifth on Edmonton in scoring...led the Oilers and was fourth in the NHL in shorthanded scoring with 4-3-7 points, finishing fifth in SHG and SHA...was the winner of the Oilers' Outstanding Defensive Forward Award...**1999-00:** Played in all 82 games for the Oilers...**1998-99:** Notched 14-22-36 points in 82 games with the Oilers...also recorded 1-1-2 points in four playoff games...**1997-98:** Accumulated 14-21-35 points along with a career high 71 PIM...registered 1-1-2 points in 12 playoff games...was awarded with the Oilers' Community Service Award...**1996-97:** Recorded 14-19-33 points in 79 games...made his NHL postseason debut, notching 4-2-6 points in 12 playoff games...netted the game-winning OT goal in Game 7 of the CQF, Apr. 19 vs. DAL...ranked first among NHL playoff leaders with three SHG...**1995-96:** Registered 19-19-38 points in 81 games in Edmonton...**1994-95:** Played his first full season in the NHL...scored 13-14-27 points in 45 games...was tied for fourth among NHL rookies



in scoring...**1993-94:** Turned professional in the winter after participating in the 1994 Olympic Games...made his NHL debut with the NY Rangers, Mar. 18, 1994 vs. CHI...was traded to the Oilers three days later for Craig MacTavish...appeared in his first game as an Oiler on Mar. 23...played three games with Edmonton...recorded his first NHL point with an assist, Mar. 25 vs. LA...also saw action with Cape Breton (AHL)...**Miscellaneous:** Was a member of the 1994 United States Olympic team in Lillehammer, Norway...scored 1-1-2 points in eight games...was a member of Team USA at the 1993 World Junior Championships in Gavle, Sweden.

## PERSONAL:

Todd and his wife Caroline have three children: daughters Lillian and Ashley, and son Timothy...the family resides in Tustin with offseasons spent in Williamsville, New York...spends nearly all of his free time with the family...all five Marchants took surfing lessons during a trip to Maui last summer...also loves to bowl on Nintendo Wii with his kids...enjoys cooking and regularly prepares meals at home for the family, saying his sausage and tomato dumplings dish is his most popular...supports the Skating Association for the Blind and Handicapped (SABAH) in Buffalo...has owned a hockey school in Buffalo for the past 10 years, raising nearly \$70,000 for local charities during that time...loves to eat his pregame meals at Barolo Café in Tustin...tunes into "Shark Week" and loves "Modern Marvels" on the Discovery Channel...leaves his clothes shopping up to his wife, but is outfitted mostly in Banana Republic, Ruehl and Quiksilver.

## REGULAR SEASON PLAYOFFS

Season	Team	League	GP	G	A	Pts.	PIM	+/-	GP	G	A	Pts.	PIM
1993-94	United States	Nat. Tm	59	28	39	67	48	-	-	-	-	-	-
	United States	Olympics	8	1	1	2	6	-	-	-	-	-	-
	<b>NY RANGERS</b>	NHL	1	0	0	0	0	-1	-	-	-	-	-
	Binghamton	AHL	8	2	7	9	6	-	-	-	-	-	-
	<b>EDMONTON</b>	NHL	3	0	1	1	2	-1	-	-	-	-	-
1994-95	Cape Breton	AHL	3	1	4	5	2	-	5	1	1	2	0
	<b>EDMONTON</b>	NHL	45	13	14	27	32	-3	-	-	-	-	-
1995-96	<b>EDMONTON</b>	NHL	81	19	19	38	66	-19	-	-	-	-	-
1996-97	<b>EDMONTON</b>	NHL	79	14	19	33	44	+11	12	4	2	6	12
1997-98	<b>EDMONTON</b>	NHL	76	14	21	35	71	+9	12	1	1	2	10
1998-99	<b>EDMONTON</b>	NHL	82	14	22	36	65	+3	4	1	1	2	12
1999-00	<b>EDMONTON</b>	NHL	82	17	23	40	70	+7	3	1	0	1	2
2000-01	<b>EDMONTON</b>	NHL	71	13	26	39	51	+1	6	0	0	0	4
2001-02	<b>EDMONTON</b>	NHL	82	12	22	34	41	+7	-	-	-	-	-
2002-03	<b>EDMONTON</b>	NHL	77	20	40	60	48	+13	6	0	2	2	2
2003-04	<b>COLUMBUS</b>	NHL	77	9	25	34	34	-17	-	-	-	-	-
2004-05									DID NOT PLAY				
2005-06	<b>COLUMBUS</b>	NHL	18	3	6	9	20	-1	-	-	-	-	-
	<b>ANAHEIM</b>	NHL	61	6	19	25	46	+3	16	3	10	13	14
2006-07	<b>ANAHEIM</b>	NHL	53	8	15	23	44	+7	11	0	3	3	12
	<b>ANAHEIM</b>	NHL	75	9	7	16	48	-3	6	2	0	2	0
<b>NHL Totals</b>			<b>966</b>	<b>171</b>	<b>279</b>	<b>450</b>	<b>682</b>	<b>+16</b>	<b>76</b>	<b>12</b>	<b>19</b>	<b>31</b>	<b>68</b>
<b>Anaheim Totals</b>			<b>189</b>	<b>23</b>	<b>41</b>	<b>64</b>	<b>138</b>	<b>+7</b>	<b>33</b>	<b>5</b>	<b>13</b>	<b>18</b>	<b>26</b>



# BRAD MAY

**SHOOTS:** Left    **HT:** 6-1    **WT:** 213    **AGE:** 36; turns 37 on Nov. 29, 2008  
**BORN:** Nov. 29, 1971; Toronto, Ontario    **HOMETOWN:** Markham, Ontario  
**ACQUIRED:** From Colorado in exchange for Michael Wall, Feb. 27, 2007  
**DRAFTED:** By Buffalo in the first round (14th overall) of the 1990 NHL Entry Draft

## 2007-08 REAL TIME

**TOI/GM**    **SHFT/GM**    **FO% (FW/FL)**  
 6:37    9.7    0% (0/3)

## 2007-08:

Appeared in his 17th NHL season, second with Anaheim...two of his three goals on the season were game winners, his most since 2001-02 with Phoenix...scored his first goal of the campaign and earned a season-high +2 rating in 12:14 TOI, Nov. 3 @ PHX (1-0=1)...picked up his second goal four days later in his 900th career NHL game, Nov. 15 @ LA...recorded 1-1=2 points over a four-game stretch, Dec. 7-14...missed 11 games with a bone fracture in his right foot, Dec. 18-Jan. 9...tied his season high with a +2 rating in a 4-1 win, Feb. 7 @ NYR...logged a season-best 12:56 TOI in Anaheim's regular season finale, a 3-2 shootout victory on Apr. 6 vs. PHX...**PLAYOFFS:** Played in all six CQF games vs. DAL, going scoreless with a +1 rating and four PIM...marked his 11th trip to the postseason...was a +1 with a playoff-high 11:34 TOI in Anaheim's 4-2 win in Game 3 of the CQF, Apr. 15 @ DAL.

## CAREER:

Signed a two-year free agent contract, July 3, 2007...**2006-07:** Split his 16th NHL season between Anaheim and Colorado...appeared in 18 postseason contests with the Ducks, collecting one assist with 28 PIM...picked up his lone point of the postseason in Game 4 of the CSF, May 1 @ VAN...missed three games due to suspension, Apr. 19-29...after being acquired from Colorado on Feb. 27, helped the Ducks

to a 7-2-4 record when he was in the lineup...recorded his first point as a Duck (assist), Mar. 28 @ CHI...with COL: 10 GP, 0-3=3 points, eight PIM and 11 shots...was activated from the I.R. on Feb. 8 and made his season debut that night vs. ATL...missed the first 53 games of the season due to a shoulder injury...underwent reconstructive surgery on Sept. 28...injured the shoulder during a preseason game on Sept. 25 vs. DET...**2005-06:** Appeared in 54 games in his first season with Colorado and finished third on the team in PIM...sat out the first five games of the season with a groin injury...made his Avalanche debut on Oct. 19 vs. LA...missed one game due to a groin injury (Dec. 4 vs. BUF)...missed 11 games with a sprained knee, Jan. 3-26...scored a goal and recorded his 2,000th PIM, Feb. 28 vs. MIN...missed two games with a hand injury from Mar. 4-5 and sat out the last six games of the season with a groin injury...appeared in three postseason games, averaging 9:21 TOI...**2003-04:** Collected 137 PIM in 70 games for Vancouver, his most since 1997-98...played in his 800th career NHL game, Mar. 21 vs. CBJ...scored two goals on Mar. 8 vs. COL...scored a goal in Game 5 of the CQF on Apr. 17 @ CGY, his first playoff goal since May 3, 1997...**2002-03:** Was limited to 22 combined games with Phoenix and Vancouver due to injuries...missed the first 44 games of the season due to a shoulder injury suffered in Phoenix's preseason game on Oct. 1 vs. VAN...played in his first game of the season on Jan. 4 vs. STL...missed

## NHL HIGHLIGHTS

## MAY VS. NHL

### NHL Career Hat Tricks:

None

### NHL Career Multiple-Point Games:

37 (8 multiple-goal, 13 multiple-assist)

### NHL Career Highs:

**Goals:** 2, eight times (last: Mar. 8, 2004 w/VAN vs. COL)

**Assists:** 2, 13 times (last: Mar. 7, 2002 w/PHX vs. VAN)

**Points:** 3, five times (last: Feb. 13, 2001 w/PHX @ TB; 1-2=3)

**PIM:** 47, Mar. 8, 2004 w/VAN vs. COL

**TOI:** 18:08, Nov. 26, 1999 w/VAN @ BOS

**Shots:** 7, two times (last: Dec. 2, 1993 w/BUF @ FLA)

**Plus/Minus:** +4, two times (last: Dec. 23, 1992 w/BUF vs. WSH)

**Goal Streak:** Three games, two times (last: Apr. 4-9, 1998; 4-0=4)

**Assist Streak:** Three games, six times (last: Oct. 12-17, 1998; 1-4=5)

**Point Streak:** Three games, 13 times (last: Dec. 27, 2003-Jan. 2, 2004; 2-1=3)

**Penalty Shots:** 1-for-1, Nov. 11, 1992 w/BUF vs. BOS (goal vs. Moog)

### First NHL Game:

In a 5-4 BUF loss, Oct. 4, 1991 vs. PIT

### First NHL Point:

A goal (Barrasso) in a 5-4 BUF loss, Oct. 4, 1991 vs. PIT

### First NHL Goal:

A goal (Barrasso) in a 5-4 BUF loss, Oct. 4, 1991 vs. PIT

### Milestones Achieved:

900th NHL game, Nov. 15, 2007 @ LA

2,000th NHL penalty minute, Feb. 28, 2006 w/COL vs. MIN

### Milestones Within Reach:

20 points to 300 NHL points

25 appearances to 100 games as a Duck

57 appearances to 1,000 NHL games

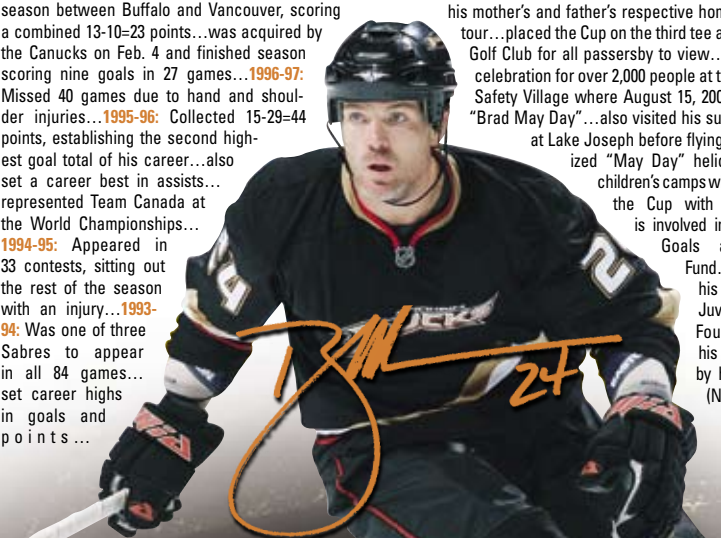
Team	GP	G	A	Pts.	PIM
Anaheim	35	8	5	13	46
Atlanta	5	0	1	1	6
Boston	41	6	5	11	109
Buffalo	8	1	1	2	38
Calgary	45	8	7	15	83
Carolina	42	8	6	14	170
Chicago	27	5	8	13	53
Colorado	48	5	8	13	135
Columbus	19	2	1	3	31
Dallas	42	3	7	10	101
Detroit	35	3	5	8	54
Edmonton	47	5	8	13	84
Florida	23	6	3	9	64
Los Angeles	45	3	8	11	75
Minnesota	22	4	2	6	33
Montreal	41	5	7	12	124
Nashville	20	2	2	4	35
New Jersey	32	6	3	9	86
NY Islanders	33	4	7	11	58
NY Rangers	31	2	4	6	114
Ottawa	36	6	4	10	81
Philadelphia	28	2	6	8	67
Phoenix	32	5	6	11	63
Pittsburgh	35	6	4	10	109
San Jose	40	3	10	13	47
St. Louis	37	2	3	5	74
Tampa Bay	23	2	11	13	31
Toronto	19	6	3	9	47
Vancouver	26	5	5	10	34
Washington	26	3	4	7	41
<b>NHL Totals</b>	<b>943</b>	<b>126</b>	<b>154</b>	<b>280</b>	<b>2093</b>

four games with a groin strain, Jan. 23-28...**2001-02:** His plus/minus rating of +11 established a career high...missed 10 games (Jan. 4-26) with a fractured rib...ranked tied for second on the Coyotes in postseason hits (20)...**2000-01:** Scored 11-14=25 points in 62 games with Phoenix...his 25 points were the most since 1995-96 (44) and his 11 goals were the most since 1997-98 (13)...scored his 100th NHL goal, Mar. 6 vs. NSH...tied a career high with 1-2=3 points, Feb. 13 @ TB...recorded a career high 10 hits, Nov. 3 vs. DAL...missed 20 games due to suspension, Nov. 12-Jan. 1...**1999-00:** Recorded 0-2=2 assists (including his 200th NHL point), Apr. 2 at CHI...missed 13 games with a knee injury suffered on Dec. 10...**1998-99:** Appeared in 66 games with Vancouver...played in his 500th NHL game, Feb. 13 @ BOS...suffered a fractured bone in his hand on Mar. 25 vs. STL and missed remainder of season...**1997-98:** Split the season between Buffalo and Vancouver, scoring a combined 13-10=23 points...was acquired by the Canucks on Feb. 4 and finished season scoring nine goals in 27 games...**1996-97:** Missed 40 games due to hand and shoulder injuries...**1995-96:** Collected 15-29=44 points, establishing the second highest goal total of his career...also set a career best in assists...represented Team Canada at the World Championships...**1994-95:** Appeared in 33 contests, sitting out the rest of the season with an injury...**1993-94:** Was one of three Sabres to appear in all 84 games...set career highs in goals and points...

**1992-93:** Played in all 82 games and led the Sabres with 242 PIM...**1991-92:** Set a Sabres rookie record with 309 PIM...scored a goal on his first shot in his first NHL game, Oct. 4 @ PIT...appeared in seven postseason contests with Buffalo, collecting 1-4=5 points...recorded the GWG and one assist in Game 6 of the DSF vs. BOS...**Miscellaneous:** Was selected to the OHL Second All-Star Team with Niagara Falls for the 1989-90 and 1990-91 seasons...won a gold medal in 1990-91 with Team Canada at the World Juniors.

## PERSONAL:

Brad and his wife Brigitte have two children, Samantha and Tyler...the couple met in high school and have been together ever since...welcomed the Stanley Cup to his hometown of Markham, Ontario in August 2007...visited his mother's and father's respective homes during his tour...placed the Cup on the third tee at Coppinwood Golf Club for all passersby to view...held a public celebration for over 2,000 people at the Community Safety Village where August 15, 2007 was named "Brad May Day"...also visited his summer cottage at Lake Joseph before flying his personalized "May Day" helicopter to two children's camps where he shared the Cup with youngsters...is involved in the NHLPA's Goals and Dreams Fund...has donated his time to the Juvenile Diabetes Foundation...had his No. 10 retired by his junior club (Niagara Falls).



## REGULAR SEASON

## PLAYOFFS

Season	Team	League	GP	G	A	Pts.	PIM	+/-	GP	G	A	Pts.	PIM
1991-92	BUFFALO	NHL	69	11	6	17	309	-12	7	1	4	5	2
1992-93	BUFFALO	NHL	82	13	13	26	242	3	8	1	1	2	14
1993-94	BUFFALO	NHL	84	18	27	45	171	-6	7	0	2	2	9
1994-95	BUFFALO	NHL	33	3	3	6	87	5	4	0	0	0	2
1995-96	BUFFALO	NHL	79	15	29	44	295	6	-	-	-	-	-
1996-97	BUFFALO	NHL	42	3	4	7	106	-8	10	1	1	2	32
1997-98	BUFFALO	NHL	36	4	7	11	113	2	-	-	-	-	-
	VANCOUVER	NHL	27	9	3	12	41	0	-	-	-	-	-
1998-99	VANCOUVER	NHL	66	6	11	17	102	-14	-	-	-	-	-
1999-00	VANCOUVER	NHL	59	9	7	16	90	-2	-	-	-	-	-
2000-01	PHOENIX	NHL	62	11	14	25	107	10	-	-	-	-	-
2001-02	PHOENIX	NHL	72	10	12	22	95	11	5	0	0	0	0
2002-03	PHOENIX	NHL	20	3	4	7	32	3	-	-	-	-	-
	VANCOUVER	NHL	3	0	0	0	10	1	14	0	0	0	15
2003-04	VANCOUVER	NHL	70	5	6	11	137	-2	6	1	0	1	6
2004-05			DID NOT PLAY										
2005-06	COLORADO	NHL	54	3	3	6	82	-14	3	0	0	0	0
2006-07	COLORADO	NHL	10	0	3	3	8	0	-	-	-	-	-
	ANAHEIM	NHL	14	0	1	1	13	-1	18	0	1	1	28
2007-08	ANAHEIM	NHL	61	3	1	4	53	+2	6	0	0	0	4
<b>NHL Totals</b>			<b>943</b>	<b>126</b>	<b>154</b>	<b>280</b>	<b>2093</b>	<b>-16</b>	<b>88</b>	<b>4</b>	<b>9</b>	<b>13</b>	<b>112</b>
<b>Anaheim Totals</b>			<b>75</b>	<b>3</b>	<b>2</b>	<b>5</b>	<b>66</b>	<b>+1</b>	<b>24</b>	<b>0</b>	<b>1</b>	<b>1</b>	<b>32</b>



# TRAVIS MOEN

**SHOOTS:** Left    **HT:** 6-2    **WT:** 216    **AGE:** 26; turns 27 on April 6, 2009  
**BORN:** April 6, 1982; Stewart Valley, Saskatchewan    **HOMETOWN:** Stewart Valley, Saskatchewan  
**ACQUIRED:** From Chicago in exchange for Michael Holmquist, July 30, 2005  
**DRAFTED:** By Calgary in the fifth round (155th overall) of the 2000 NHL Entry Draft

## 2007-08 REAL TIME

TOI/GM	SHFT/GM	FO% (FW/FL)
15:49	21.0	32.0 (8/17)

## 2007-08:

Appeared in his fourth NHL season, his third with Anaheim...finished second on the team in hits (154)...had points in two straight games (1-2=3) from Mar. 12-15, marking his first point streak of the season while also tying his career high...scored the first SHG (also GWG) of his career and picked up an assist, Mar. 12 vs. VAN (his +2 rating tied a career high)...missed four games with severe flu-like symptoms, Feb. 5-10...scored his second goal of the season, Jan. 7 vs. NSH...notched an assist with a +1 rating, Nov. 23 vs. PHX...logged a career high 22:56 TOI, Oct. 28 vs. EDM...scored his first goal of the campaign in a 4-1 win, Sept. 30 vs. LA...**PLAYOFFS:** Played in all six CQF games vs. DAL, averaging 14:08 TOI...scored his ninth career playoff goal in Game 2 of the CQF, Apr. 12 vs. DAL...picked up his seventh career postseason assist in Anaheim's 4-2 win in Game 3 of the CQF, Apr. 15 @ DAL.

## CAREER:

Agreed to a two-year contract extension through the 2008-09 NHL season, June 11, 2007...**2006-07:** Appeared in his third NHL season, his second with Anaheim...won his first Stanley Cup with the Ducks in his second career postseason appearance...finished tied for second in the NHL with three playoff GWG...

established postseason career highs for goals, assists and points...scored two goals, including the series clincher in Game 5 of the SCF, June 6 vs. OTT...scored the GWG in two of the Ducks' four SCF wins...scored the GWG, the second of his postseason career (also in Game 4 of the CSF, May 3 @ VAN) in Game 1 of the SCF, May 28 vs. OTT...scored a goal with a +2 rating in Game 2 of the WCF, May 13 @ DET...scored the game-winning OT goal, the first postseason OT goal of his career in Game 4 of the CSF, May 1 @ VAN...collected two assists (a career postseason high) in Game 2 of the CQF, Apr. 13 vs. MIN...finished second on the Ducks in PIM during the regular season...had a two-game goal streak (2-0=2), Mar. 18-22...played in his 200th career NHL game, Mar. 31 @ STL...established career highs for goals, assists and points in a single season...scored two goals (tying a career high), Feb. 6 @ SJ...scored two goals (the first multiple-goal game of his career), Oct. 25 vs. EDM...**2005-06:** Appeared in his second NHL season, his first with Anaheim...also made his Stanley Cup Playoff debut, earning 1-0=1 point in nine contests...scored his first career NHL playoff goal/point in Game 1 of the CSF, May 5 vs. COL...made his postseason debut in Game 4 of the CQF, Apr. 27 vs. CGY...made his

## NHL HIGHLIGHTS

## MOEN VS. NHL

### NHL Career Hat Tricks:

None

### NHL Career Multiple-Point Games:

4 (2 multiple-goal, 0 multiple-assist)

### NHL Career Highs:

**Goals:** 2, two times (last: Feb. 6, 2007 vs. SJ)

**Assists:** 1, 18 times (last: Mar. 15, 2008 vs. STL)

**Points:** 3, five times (last: Feb. 6, 2007 vs. SJ)

**PIM:** 17, Dec. 23, 2003 w/CHI vs. STL

**TOI:** 22:56, Oct. 28, 2007 vs. EDM

**Shots:** 5, two times (last: Nov. 21, 2006 vs. SJ)

**Plus/Minus:** +2, six times (last: Mar. 12, 2008 vs. VAN)

**Goal Streak:** Two games, two times (last: Mar. 18-22, 2007; 2-0=2)

**Assist Streak:** Two games, two times (last: Mar. 12-15, 2008; 1-2=3)

**Point Streak:** Two games, four times (last: Mar. 12-15, 2008; 1-2=3)

### Penalty Shots:

None

### First NHL Game:

In a 1-0 CHI win, Oct. 8, 2003 vs. MIN

### First NHL Point:

A goal in a 3-2 CHI win, Nov. 1, 2003 @ STL

### First NHL Goal:

A goal (Osgood) in a 3-2 CHI win, Nov. 1, 2003 @ STL

### Milestones Achieved:

200th NHL game, Mar. 31, 2006 @ STL

100th game as a Duck, Feb. 20, 2006 vs. VAN

### Milestones Within Reach:

2 appearances to 200 games as a Duck

20 appearances to 300 NHL games


Team	GP	G	A	Pts.	PIM
Anaheim	4	1	0	1	9
Atlanta	2	0	0	0	17
Boston	3	0	0	0	5
Buffalo	3	0	0	0	2
Calgary	15	0	2	2	39
Carolina	2	0	0	0	4
Chicago	10	0	0	0	11
Colorado	14	0	1	1	2
Columbus	16	4	0	4	19
Dallas	26	1	1	2	53
Detroit	15	2	0	2	15
Edmonton	14	2	0	2	27
Florida	3	0	1	1	4
Los Angeles	23	3	2	5	11
Minnesota	15	0	0	0	9
Montreal	2	0	0	0	0
Nashville	15	1	0	1	35
New Jersey	3	0	1	1	5
NY Islanders	2	0	1	1	0
NY Rangers	2	0	0	0	4
Ottawa	3	0	0	0	0
Philadelphia	3	0	1	1	0
Phoenix	24	2	3	5	18
Pittsburgh	3	0	0	0	0
San Jose	21	2	0	2	19
St. Louis	15	2	2	4	43
Tampa Bay	2	0	0	0	0
Toronto	3	0	0	0	2
Vancouver	13	1	3	4	24
Washington	4	1	0	1	19
<b>NHL Totals</b>	<b>280</b>	<b>22</b>	<b>18</b>	<b>40</b>	<b>396</b>



Anaheim regular season debut on Oct. 5 @ CHI and recorded his first goal as a Duck on Oct. 14 vs. CBJ...scored his second goal with Anaheim, Nov. 16 vs. DAL...played in his 100th career NHL game, Nov. 22 @ PHX...scored a goal on five shots, Jan. 13 vs. WSH...recorded his fourth and final goal of the regular season, Mar. 19 @ CBJ...missed nine games with a shoulder strain, Jan. 26-Feb. 12...was also sidelined for three games with a strained knee, Oct. 28-Nov. 1...**2004-05:** Spent the entire season with Norfolk of the AHL...earned 0-1=1 point in six postseason games after recording 8-12=20 points with 187 PIM in 79 regular season games...his 187 PIM ranked third on the club while his +5 rating ranked third among forwards...**2003-04:** Played his first season in the NHL with Chicago...was one of only five players on the roster to appear in all 82 games...his 142 PIM ranked second on the team...scored the GWG on one shot, Jan. 22 vs. CBJ...had an assist on Dec. 23 vs. STL while also tallying a career high 17 PIM...had a goal on Nov. 28 @ ANA...scored his first career goal (GWG), Nov. 1 @ STL...appeared in his first NHL game, Oct. 8 vs. MIN...**2002-03:** Made his professional debut with Norfolk, scoring 1-2=3 points in 42 games...also appeared in nine playoff games that season, going scoreless with 20 PIM.

## PERSONAL:

Travis resides in Irvine with his wife, Amy...grew up on his family's 3,500-acre cattle and grain farm...his brother currently runs the fourth-generation farm, which Travis works on for much of the summer...visited Mexico and Kelowna, British Columbia last summer...loved riding Sea-Doos in the Pacific Ocean in Mexico...hosts a yearly golf tournament in his native Saskatchewan, raising funds to assist local underprivileged children...enjoys any show on HBO, but especially "Entourage" and "Deadwood"...also likes to watch "Flavor of Love" on VH1...says Garth Brooks performed the best concert he's ever attended...is a history buff, who enjoys reading about world politics and cultures...shops at stores like Chip and Pepper and JCrew for casual clothes...likes almost any outdoor sport, including soccer and badminton...lists his favorite OC restaurant as The White House in Anaheim...if he could pick any reality show to be cast on, he would choose "Survivor" because he'd like to prove he could "fend for himself"...brought the Stanley Cup to the family farm in July 2007, which coincided with the beginning of the harvest.



## REGULAR SEASON

## PLAYOFFS

Season	Team	League	GP	G	A	Pts.	PIM	+/-	GP	G	A	Pts.	PIM
1999-00	Kelowna	WHL	66	9	6	15	96	-	5	1	1	2	2
2000-01	Kelowna	WHL	40	8	8	16	106	-	-	-	-	-	-
2001-02	Kelowna	WHL	71	10	17	27	197	-	13	1	0	1	28
2002-03	Norfolk	AHL	42	1	2	3	62	-	9	0	0	0	20
2003-04	CHICAGO	NHL	82	4	2	6	142	-17	-	-	-	-	-
2004-05	Norfolk	AHL	79	8	12	20	187	-	6	0	1	1	6
2005-06	ANAHEIM	NHL	39	4	1	5	72	-3	9	1	0	1	10
2006-07	ANAHEIM	NHL	82	11	10	21	101	-4	21	7	5	12	22
2007-08	ANAHEIM	NHL	77	3	5	8	81	-10	6	1	1	2	2
<b>NHL Totals</b>			<b>280</b>	<b>22</b>	<b>18</b>	<b>40</b>	<b>396</b>	<b>-34</b>	<b>36</b>	<b>9</b>	<b>6</b>	<b>15</b>	<b>34</b>
<b>Anaheim Totals</b>			<b>198</b>	<b>18</b>	<b>16</b>	<b>34</b>	<b>254</b>	<b>-17</b>	<b>36</b>	<b>9</b>	<b>6</b>	<b>15</b>	<b>34</b>



# STEVE MONTADOR

**SHOOTS:** Right **HT:** 6-0 **WT:** 210 **AGE:** 28; turns 29 on December 21, 2008  
**BORN:** December 21, 1979; Vancouver, British Columbia **HOMETOWN:** Toronto, Ontario  
**ACQUIRED:** Signed as a free agent, July 11, 2008  
**DRAFTED:** Not drafted

## 2007-08 REAL TIME

TOI/GM	SHFT/GM	FO% (FW/FL)
11:39	15.4	0% (0/0)

## 2007-08:

Appeared in his sixth NHL season, his third with Florida...set career highs in goals (8), assists (15), points (23), PPG (2), shots (96) and games (73)...ranked second among Florida defensemen in goals, points, PPG and games played, and tied for second in assists...finished third overall on the Panthers in PIM (73)...had a pair of career high three-point games, including Feb. 5 @ TOR (1-2=3) and Dec. 5 vs. OTT (1-2=3)...picked up the "Gordie Howe Hat Trick" with a goal, assist and fighting major, Feb. 21 vs. BOS...earned an assist while tying his career high with five shots in a 3-2 win, Jan. 10 @ ATL...logged a season-high 21:07 TOI, Dec. 30 vs. PHI.

## CAREER:

Signed a one-year contract with Anaheim, July 11, 2008...**2006-07:** Played in his fifth NHL season, his second with Florida...led the Panthers with a career high 119 PIM and ranked fourth among team defensemen with 72 games played...averaged 13:08 TOI and 17.3 shifts per game...appeared in his 200th career NHL game in a 2-1 victory, Mar. 1 vs. DAL...recorded a season-best +3 rating in a 6-5 win, Feb. 27 @ WSH...had a season-high 21:57 TOI, Feb. 3 vs. LA...picked up a career high 19 PIM, Dec. 27 vs. PHI...scored his sixth career NHL

goal to tie the game and send it to OT, Nov. 10 @ BUF...**2005-06:** Completed his fourth NHL season, his first with Florida...scored his first goal as a Panther in a 6-5 victory, Mar. 20 vs. TB...played in his 100th career NHL game, Dec. 17 @ ATL...recorded an assist in his Panthers debut, Dec. 7 @ DAL...was acquired by Florida with Dustin Johner from Calgary in exchange for Kristian Huselius, Dec. 2...**2004-05:** Played in 15 games with HC Mulhouse in France, posting 1-7=8 points and 69 PIM...**2003-04:** Appeared in his third NHL season with Calgary...in his NHL playoff debut, was part of a Flames team that reached Game 7 of the SCF against TB...played in all seven SCF games vs. TB...had an assist in a 3-2 victory in Game 5 of the SCF, June 3 @ TB...recorded a two-game point streak in Games 1 (goal) and 2 (assist) of the WCF on May 9 & 11 @ SJ, respectively...scored the OT-winner (first career playoff goal), went +2 and had a team-high five shots in Game 1 of the WCF...averaged 17:43 TOI during the playoffs...spent the entire regular season with Calgary...scored the GWG in a 4-1 victory, Mar. 16 @ DET...**2002-03:** Appeared in his second NHL season, playing 50 games with Calgary...finished fourth on the Flames in PIM (114)...his 1-1=2 points came in a four-game stretch between Mar.

## NHL HIGHLIGHTS

## MONTADOR VS. NHL

### NHL Career Hat Tricks:

None

### NHL Career Multiple-Point Games:

3 (0 multiple-goal, 2 multiple-assist)

### NHL Career Highs:

**Goals:** 1, 14 times (last: Apr. 4, 2008 w/FLA @ CAR)

**Assists:** 2, two times (last: Feb. 5, 2008 w/FLA @ TOR)

**Points:** 3, two times (last: Feb. 5, 2008 w/FLA @ TOR; 1-2=3)

**PIM:** 19, Dec. 27, 2006 w/FLA vs. PHI

**TOI:** 23:34, Apr. 5, 2003 w/CGY @ EDM

**Shots:** 5, three times (last: Jan. 10, 2008 w/FLA @ ATL)

**Plus/Minus:** +3, two times (last: Feb. 27, 2007 w/FLA @ WSH)

**Goal Streak:** None

**Assist Streak:** Two games, four times (last: Mar. 14-16, 2008; 0-2=2)

**Point Streak:** Two games, four times (last: Mar. 14-16, 2008; 0-2=2)

**Penalty Shots:** None

### First NHL Game:

In a 5-2 CGY loss, Nov. 23, 2001 @ BUF

### First NHL Point:

An assist in a 5-2 CGY loss, Nov. 23, 2001 @ BUF

### First NHL Goal:

A goal (Snow) in a 5-2 CGY win, Jan. 8, 2002 @ NYI

### Milestones Achieved:

200th NHL game, Mar. 1, 2007 w/FLA vs. DAL

### Milestones Within Reach:

10 appearances to 300 NHL games


Team	GP	G	A	Pts.	PIM
Anaheim	6	0	0	0	4
Atlanta	21	0	4	4	21
Boston	10	2	2	4	5
Buffalo	12	1	1	2	21
Calgary	2	0	0	0	2
Carolina	24	1	3	4	23
Chicago	6	0	1	1	7
Colorado	8	0	0	0	20
Columbus	9	1	1	2	10
Dallas	2	0	1	1	7
Detroit	7	1	0	1	6
Edmonton	9	0	2	2	13
Florida	1	0	0	0	2
Los Angeles	5	0	1	1	17
Minnesota	13	1	0	1	45
Montreal	12	1	0	1	6
Nashville	6	0	1	1	9
New Jersey	9	0	0	0	31
NY Islanders	11	1	0	1	30
NY Rangers	11	0	2	2	22
Ottawa	9	1	4	5	13
Philadelphia	9	0	1	1	23
Phoenix	6	0	0	0	9
Pittsburgh	10	0	0	0	22
San Jose	6	1	1	2	27
St. Louis	6	0	1	1	8
Tampa Bay	18	2	2	4	13
Toronto	9	1	2	3	10
Vancouver	9	0	1	1	12
Washington	24	0	2	2	23
<b>NHL Totals</b>	<b>290</b>	<b>14</b>	<b>33</b>	<b>47</b>	<b>461</b>

29-Apr. 3: Mar. 29 vs. CBJ (goal) & Apr. 3 vs. LA (assist)...scored 1-7=8 points with 20 PIM in 11 games with Saint John (AHL) before being recalled on Nov. 13...had a season-high three-game point streak with Saint John from Nov. 8-12, including three assists on Nov. 12 @ Albany...**2001-02:** Appeared in 11 games with Calgary in his first NHL season...scored his first career NHL goal and registered a team-high 17 PIM, Jan. 8 @ NYI...collected his first career NHL point (assist) in his NHL debut, Nov. 23 @ BUF...set AHL career highs in goals (9), assists (16), points (25), PIM (107) and games (67) with Saint John...scored two goals in the span of seven seconds, Nov. 10 vs. Bridgeport...**2000-01:** Spent his first professional season with the 2001 Calder Cup champion Saint John Flames...recorded 0-8=8 points in 19 games during the AHL Flames' playoff run...scored his first professional goal, Oct. 29 @ Hamilton... signed with Calgary as a free agent, Sept. 5.

**Miscellaneous:** Helped Team Canada to a silver medal at the 2001 Spengler Cup, playing in five games.

## PERSONAL:


Single...resides in Toronto for the majority of the offseason...serves as an ambassador for Right To Play, an athlete-driven humanitarian organization that uses sport and play to promote basic education, child development and disease prevention throughout Africa, Asia and the Middle East...traveled to Tanzania with Boston's Andrew Ference in 2007 to support the program, completing on-site visits to local schools...enjoys alternative rock music... cites AC/DC, System of a Down and the Tragically Hip as his favorite bands...has traveled all over the world, including Africa, China, Thailand and most of Europe...participates in extreme sports, including mountain biking and rock climbing... keeps an on-going journal of his life experiences... is a huge fan of "Seinfeld" and "Family Guy" re-runs... recently took up playing the harmonica and played the guitar as a teenager... considers himself a great Free Cell card player and hasn't run into a Sudoku puzzle he couldn't tackle.



## REGULAR SEASON

## PLAYOFFS

Season	Team	League	GP	G	A	Pts.	PIM	+/-	GP	G	A	Pts.	PIM
1996-97	North Bay	OHL	63	7	28	35	129	-	-	-	-	-	-
1997-98	North Bay	OHL	37	5	16	21	54	-	-	-	-	-	-
	Erie	OHL	26	3	17	20	35	-	7	1	1	2	8
1998-99	Erie	OHL	61	9	33	42	114	-	5	0	2	2	9
	Peterborough	OHL	64	14	42	56	97	-	5	0	2	2	4
2000-01	Saint John	AHL	-	-	-	-	-	-	2	0	0	0	0
	Saint John	AHL	58	1	6	7	95	-	19	0	8	8	13
2001-02	Saint John	AHL	67	9	16	25	107	-	-	-	-	-	-
	CALGARY	NHL	11	1	2	3	26	-2	-	-	-	-	-
2002-03	Saint John	AHL	11	1	7	8	20	-	-	-	-	-	-
	CALGARY	NHL	50	1	1	2	114	-9	-	-	-	-	-
2003-04	CALGARY	NHL	26	1	2	3	50	-1	20	1	2	3	6
2004-05	Mulhouse	France	15	1	7	8	69	-	-	-	-	-	-
2005-06	CALGARY	NHL	7	1	0	1	11	0	-	-	-	-	-
	FLORIDA	NHL	51	1	5	6	68	+4	-	-	-	-	-
2006-07	FLORIDA	NHL	72	1	8	9	119	+1	-	-	-	-	-
2007-08	FLORIDA	NHL	73	8	15	23	73	+1	-	-	-	-	-
<b>NHL Totals</b>			<b>290</b>	<b>14</b>	<b>33</b>	<b>47</b>	<b>461</b>	<b>-6</b>	<b>20</b>	<b>1</b>	<b>2</b>	<b>3</b>	<b>6</b>



# BRENDAN MORRISON

**SHOOTS:** Left **HT:** 5-11 **WT:** 181 **AGE:** 33; turns 34 on August 15, 2009  
**BORN:** August 15, 1975; Pitt Meadows, British Columbia **HOMETOWN:** Coquitlam, British Columbia  
**ACQUIRED:** Signed as a free agent, July 8, 2008  
**DRAFTED:** By New Jersey in the second round (39th overall) of the 1993 NHL Entry Draft

## 2007-08 REAL TIME

TOI/GM	SHFT/GM	FO% (FW/FL)
15:22	20.2	45.1 (167/203)

## 2007-08:

Appeared in his 10th NHL season, his eighth with Vancouver...was limited to 39 games due to knee and wrist injuries...suffered a torn ACL in his right knee following a collision with former Duck Ruslan Salei, Mar. 26 @ COL...missed the remainder of the regular season, undergoing right knee surgery on Apr. 7...had five multiple-point games, including three multi-assist contests...scored a season-high 1-2-3 points, including the GWG in a 4-3 victory on Mar. 15 @ DAL...ended his league-leading consecutive games played streak at 542 games due to a wrist injury, Dec. 12 @ LA...missed 38 games from Dec. 12-Mar. 8 due to the injury...notched the GWG and one assist in a 3-2 win, Dec. 5 @ CHI...scored his first of three GWG in 2007-08 in a 2-0 victory, Nov. 25 vs. CHI...tallied his second goal in as many games while recording a season-high 19:42 TOI in a 3-2 win, Nov. 8 @ CGY...earned his 300th career assist, Oct. 6 @ CGY.

## CAREER:

Signed a one-year contract with Anaheim, July 8, 2008...  
**2006-07:** Competed in his ninth NHL season, his seventh with Vancouver...collected 1-3-4 points in 12 playoff games...scored one goal in Game 4 of the CSF, May 1 vs. ANA...notched his third assist of the postseason in Game 2 of the CSF, Apr. 29 vs. ANA...had 0-2-2 points in the seven-game CQF series against DAL...played in his sixth consecutive 82-game season with Vancouver...pushed his consecutive

games played streak to 512, the longest active streak at the end of the 2006-07 regular season...surpassed Patrik Sundstrom (342) to become the third-highest scoring center in Canucks history with 367 points...scored his 20th goal for his fourth career 20-goal season, Mar. 31 vs. CGY...earned his 25th assist and logged his 500th consecutive game, Mar. 13 vs. MIN...set a franchise record after playing his 483rd consecutive game, Feb. 22 @ LA...played in his 600th career game, Jan. 18 @ OTT...earned his 400th NHL career point with an assist, Oct. 13 vs. SJ...**2005-06:** Played in his fifth straight 82-game season with Vancouver, extending his consecutive games played streak to 430 games, then the second-longest active streak in the NHL...led all Canucks forwards in TOI (19:30) and takeaways (58), and ranked second on the team in GWG (5)...had a goal and assist in his 400th consecutive NHL game, Jan. 16 @ PIT...tied his season high with points in five straight games (1-8-9) from Dec. 15-23, including a career-best four assists on Dec. 23 vs. CGY (0-4-4)...recorded a season-high five-game point streak (0-5-5), Nov. 16-24...**2004-05:** Played in 45 games with Linköping in the Swedish Elite League...**2003-04:** Appeared in seven CQF games vs. CGY, scoring 2-3-5 points...finished the regular season tied for second in team scoring with 22-38=60 points...played all 82 games for the fourth consecutive season...concluded the regular season on a five-game point streak (2-6-8), Mar. 27-Apr. 3...recorded

## NHL HIGHLIGHTS

## MORRISON VS. NHL

### NHL Career Hat Tricks:

1, Nov. 29, 2003 w/VAN @ CGY

### NHL Career Multiple-Point Games:

104 (9 multiple-goal, 58 multiple-assist)

### NHL Career Highs:

**Goals:** 3, Nov. 29, 2003 w/VAN @ CGY

**Assists:** 4, two times (last: Dec. 23, 2005 w/VAN vs. CGY)

**Points:** 4, four times (last: Dec. 23, 2005 w/VAN vs. CGY; 0-4-4)

**PIM:** 10, Jan. 21, 1999 w/NJ vs. LA

**TOI:** 29:18, Mar. 25, 2001 w/VAN @ MIN

**Shots:** 8, two times (last: Dec. 22, 2003 w/VAN vs. LA)

**Plus/Minus:** +3, 11 times (last: Oct. 22, 2005 w/VAN vs. COL)

**Goal Streak:** Four games, two times (last: Oct. 30-Nov. 5, 2003; 4-0-4)

**Assist Streak:** Six games, two times (last: Dec. 21, 2002-Jan. 2, 2003; 1-8-9)

**Point Streak:** Nine games, Oct. 18-Nov. 5, 2003; 5-6=11)

**Penalty Shots:** None

**First NHL Game:**

In a 4-0 NJ win, Dec. 4, 1997 @ PIT

**First NHL Point:**

A goal in a 4-0 NJ win, Dec. 4, 1997 @ PIT

**First NHL Goal:**

A goal (Barrasso) in a 4-0 NJ win, Dec. 4, 1997 @ PIT

### Milestones Achieved:

600th NHL game, Jan. 18, 2007 w/VAN @ CGY

100th NHL goal, Nov. 29 w/VAN @ CGY

300th NHL assist, Oct. 6, 2007 w/VAN @ CGY

400th NHL point, Oct. 13, 2006 w/VAN vs. SJ

### Milestones Within Reach:

26 appearances to 700 NHL games

26 points to 500 NHL points

Team	GP	G	A	Pts.	PIM
Anaheim	30	1	15	16	22
Atlanta	8	5	8	13	8
Boston	16	4	4	8	4
Buffalo	17	7	8	15	6
Calgary	43	14	22	36	22
Carolina	12	3	11	14	4
Chicago	31	8	11	19	18
Colorado	45	15	21	36	20
Columbus	26	8	19	27	30
Dallas	27	7	8	15	20
Detroit	30	5	16	21	18
Edmonton	47	15	19	34	28
Florida	10	3	4	7	2
Los Angeles	30	4	15	19	32
Minnesota	41	3	17	20	28
Montreal	18	3	10	13	6
Nashville	31	8	19	27	16
New Jersey	6	1	2	3	4
NY Islanders	13	5	6	11	2
NY Rangers	11	5	6	11	2
Ottawa	17	3	3	6	4
Philadelphia	14	1	6	7	2
Phoenix	31	7	16	23	6
Pittsburgh	16	3	6	9	0
San Jose	31	6	12	18	22
St. Louis	26	6	9	15	14
Tampa Bay	11	1	8	9	4
Toronto	18	5	7	12	8
Vancouver	3	1	2	3	0
Washington	15	2	5	7	0
<b>NHL Totals</b>	<b>674</b>	<b>159</b>	<b>315</b>	<b>474</b>	<b>352</b>

his 20th goal of the season on Mar. 21 vs. CBJ, marking the third straight season reaching the 20-goal mark...notched his 17th assist of the season in his 300th consecutive game, Dec. 22 vs. LA...scored his first career hat trick and his 100th NHL goal, Nov. 29 at CGY...posted a career high nine-game point streak (5-6=11), Oct. 18-Nov. 5...appeared in his 400th career NHL game, Oct. 31 @ PHX...**2002-03:** Set playoff career highs in every offensive category, including goals (4), assists (7), points (11) and games (14)...extended his consecutive games played streak to 266 games, which marked the fifth-longest active streak at the end of the regular season...established regular season career highs in goals (25), assists (46) and points (71)...was named NHL Player of the Week for Feb. 17-23...had points in a season-high seven consecutive games (4-8=12) from Nov. 9-25...**2001-02:** Appeared in all 82 regular season games for the second consecutive year...established a career high with a +18 rating...registered a seven-game point streak, collecting 3-8=11 points from Mar. 10-21...**2000-01:** Appeared in the playoffs as a Canuck for the first time, scoring 1-2=3 points in four games...played all 82 games for the first time in his NHL career...posted the first two-goal game of his career and added one assist, Feb. 17 @ EDM...recorded a career high 0-4=4 points, Dec. 16 vs. CBJ...**1999-00:** Was acquired by Vancouver with Denis Pederson from New Jersey in exchange for Alexander Mogilny, Mar. 14, 2000...recorded 1-1=2 points in his Vancouver debut, Mar. 16 vs. BUF...**1998-99:** Finished second among NHL rookies with 33 assists and 46 points, and tied for sixth with 13 goals in the regular season...**1997-98:** Made his NHL debut with New

Jersey on Dec. 4 @ PIT and became sixth Devil to record a goal in his first NHL appearance...collected an assist in his first three career NHL Playoff games...during the regular season, had a season-high six-game point streak with the Devils (4-4=8), Apr. 3-15...was named to the AHL All-Rookie Team...**Miscellaneous:** Won a gold medal with Team Canada at the 2004 World Hockey Championships...was the recipient of the 1997 Hobey Baker Award as the top US collegiate hockey player after leading the CCHA with 31-57=88 points in 43 games with Michigan...was a three-time Hobey Baker award finalist, the CCHA Player of the Year in each of his last two collegiate seasons and a three-time member of the CCHA First All-Star team.

## PERSONAL:

Brendan and his wife Erin have four children: son Brayden (6), daughters Makenna (4), Kailyn (3) and Taylor, who was born in August...the family resides in Newport Beach during the season and Coquitlam, British Columbia during the offseason...is an avid fisherman, bringing his catches home for grilling, with salmon being his specialty...also loves to cook big pancake breakfasts for the kids...supports Burn Camp in Squamish, British Columbia, a week-long camp for young burn survivors...cites Metallica as the best band he's seen live...also enjoys Nickelback, Dave Matthews Band and the Tragically Hip...recently vacationed in Tahiti, visiting the isles of Bora Bora and Moorea, enjoying activities such as snorkeling and an outrigger canoe dinner on a private island..




## REGULAR SEASON

## PLAYOFFS

Season	Team	League	GP	G	A	Pts.	PIM	+/-	GP	G	A	Pts.	PIM
1993-94	U. of Michigan	CCHA	38	20	28	48	24	-	5	2	7	9	2
1994-95	U. of Michigan	CCHA	39	23	53	76	42	-	5	1	11	12	6
1995-96	U. of Michigan	CCHA	35	28	44	72	41	-	7	6	9	15	4
1996-97	U. of Michigan	CCHA	43	31	57	88	52	-	6	6	8	14	8
1997-98	Albany	AHL	72	35	49	84	44	-	8	3	4	7	19
	<b>NEW JERSEY</b>	<b>NHL</b>	11	5	4	9	0	+3	3	0	1	1	0
1998-99	<b>NEW JERSEY</b>	<b>NHL</b>	76	13	33	46	18	-4	7	0	2	2	0
1999-00	<b>NEW JERSEY</b>	<b>NHL</b>	44	5	21	26	8	+8	-	-	-	-	-
	<b>VANCOUVER</b>	<b>NHL</b>	12	2	7	9	10	+4	-	-	-	-	-
2000-01	<b>VANCOUVER</b>	<b>NHL</b>	82	16	38	54	42	+2	4	1	2	3	0
2001-02	<b>VANCOUVER</b>	<b>NHL</b>	82	23	44	67	26	+18	6	0	2	2	6
2002-03	<b>VANCOUVER</b>	<b>NHL</b>	82	25	46	71	36	+18	14	4	7	11	18
2003-04	<b>VANCOUVER</b>	<b>NHL</b>	82	22	38	60	50	+16	7	2	3	5	8
2004-05	Linkopings	Sweden	45	16	28	44	50	-	6	0	2	2	10
2005-06	<b>VANCOUVER</b>	<b>NHL</b>	82	19	37	56	84	-1	-	-	-	-	-
2006-07	<b>VANCOUVER</b>	<b>NHL</b>	82	20	31	51	60	-9	12	1	3	4	6
2007-08	<b>VANCOUVER</b>	<b>NHL</b>	39	9	16	25	18	-3	-	-	-	-	-
<b>NHL Totals</b>			<b>674</b>	<b>159</b>	<b>315</b>	<b>474</b>	<b>352</b>	<b>+51</b>	<b>53</b>	<b>8</b>	<b>20</b>	<b>28</b>	<b>38</b>





# ROB NIEDERMAYER

**SHOOTS:** Left    **HT:** 6-2    **WT:** 201    **AGE:** 33; turns 34 on December 28, 2008  
**BORN:** December 28, 1974; Cassiar, British Columbia    **HOMETOWN:** Cranbrook, British Columbia  
**ACQUIRED:** From Calgary in exchange for Mike Comodore and J.F. Dampousse, Mar. 11, 2003  
**DRAFTED:** By Florida in the first round (fifth overall) of the 1993 NHL Entry Draft

## 2007-08 REAL TIME

TOI/GM	SHFT/GM	FO% (FW/FL)
17:42	24.6	33.3 (23/46)

## 2007-08:

Appeared in his 14th NHL season, his fifth with Anaheim... tied his career high (12th time) with two goals, Mar. 15 vs. STL...recorded an assist, his 100th point as a Duck, Mar. 9 vs. MTL...collected an assist for his 400th career NHL point, Feb. 10 @ DET...played in his 900th career NHL game, Jan. 18 @ MIN...Sean O'Donnell also appeared in his 900th career game on Jan. 18, marking the first time in almost 16 years that teammates appeared in their 900th game together (last: NYR's Mark Messier and John Osgroden, Jan. 23, 1992 @ EDM)...missed three games with a groin strain, Oct. 23-28...  
**PLAYOFFS:** Was limited to two games during the CQF vs. DAL due to concussion-like symptoms...missed Games 3-6 due to his injury.

## CAREER:

Agreed to a four-year contract on Aug. 4, 2005, running through 2008-09...**2006-07:** Won his first Stanley Cup in 2007 with Anaheim...with brother Scott, became first set of brothers to win the Stanley Cup together since Brent and Duane Sutter won with the NY Islanders in 1983 (they also won Cup with Islanders in 1982)...among playoff leaders, ranked tied for second in SHG (1) and tied for fourth in plus/minus (+9)... tied postseason career highs in goals (5, also 1996 w/FLA) and points (10, also 2003 w/ANA)...collected 4-4=8 points with a +8 rating combined in the WCF vs. DET and SCF vs. OTT...scored a goal with a game-high +3 rating in the series-

clinching Game 5 of the SCF, June 6 vs. OTT...scored a SHG (third of his playoff career) and collected an assist in Game 6 of the WCF, May 22 vs. DET...had a goal and assist with a game-high +3 rating in Game 2 of the WCF, May 13 @ DET...scored the GWG in Game 3 of the CQF, Apr. 15 @ MIN...was one of eight Ducks to appear in all 82 regular season games...**2005-06:** Led all Anaheim forwards in avg. TOI in the playoffs with 19:35...scored a goal in Game 5 of the CQF, Apr. 29 @ CGY...in the regular season, led all team forwards in avg. TOI (17:52)...had a career-tying three-game goal streak (3-1-4) from Apr. 6-10 and a five-game point streak (3-5-8; one shy of his career high) from Apr. 2-10...missed six games with a concussion, Jan. 6-19...**2004-05:** Played in five games with Ferencvaros Hungary in 2004-05...**2003-04:** Missed 15 games with a groin injury, Jan. 30-Feb. 29...earned his 200th NHL assist, Jan. 28 vs. LA...scored his fourth career OT goal, Oct. 22 vs. PHI...**2002-03:** Played in all 21 postseason games with Anaheim...finished tied for fifth on the team in playoff scoring with 3-7=10 points...two of his three goals were shorthanded...earned an assist on Adam Oates' series-clinching GWG in Game 4 of the WCF, May 16 vs. MIN...scored a SHG in Game 2 of the WCF, May 12 @ MIN...scored a SHG in a 4-3 five-OT victory in Game 1 of the CSF, Apr. 24 @ DAL...assisted on Steve Rucchin's OT series-clinching goal in Game 4 of the CQF, Apr. 16 vs. DET...in the regular season, helped

## NHL HIGHLIGHTS

## NIEDERMAYER VS. NHL

### NHL Career Hat Tricks:

None

### NHL Career Multiple-Point Games:

73 (12 multiple goal, 31 multiple assist)

### NHL Career Highs:

**Goals:** 2, 12 times (last: Mar. 15, 2008 @ STL)

**Assists:** 4, Mar. 21, 2004 vs. DET

**Points:** 4, Mar. 21, 2004 vs. DET (0-4-4)

**TOI:** 15, two times (last: Oct. 11, 1995 w/FLA vs. MTL)

**PIM:** 26:43, Nov. 8, 2000 w/FLA vs. MTL

**Shots:** 8, Feb. 3, 1997 w/FLA @ MTL

**Plus/Minus:** +4, Feb. 6, 2007 vs. SJ

**Goal Streak:** Three games, two times (last: Apr. 6-10, 2006; 3-1-4)

**Assist Streak:** Six games, Oct. 13-Nov. 7, 2001 (0-6-6)

**Point Streak:** Six games, two times (last: Oct. 13-Nov. 7, 2001; 0-6-6)

**Penalty Shots:** 0-for-1, Mar. 13, 1997 w/FLA vs. VAN (no goal vs. Hirsch)

**First NHL Game:** In a 4-4 FLA tie, Oct. 6, 1993 @ CHI

**First NHL Point:** An assist in a 4-4 FLA tie, Oct. 6, 1993 @ CHI

**First NHL Goal:** A goal (Billington) in a 5-4 FLA win, Oct. 14, 1993 vs. OTT

### Milestones Achieved:

- 900th NHL game, Jan. 18, 2008 @ MIN
- 300th game as a Duck, Mar. 28, 2008 vs. SJ
- 100th NHL goal, Mar. 28, 2001 w/FLA vs. MTL
- 200th NHL assist, Jan. 28, 2004 vs. LA
- 400th NHL point, Feb. 10, 2008 @ DET
- 100th point as a Duck, Mar. 9, 2008 vs. MTL

### Milestones Within Reach:

68 appearances to 1,000 NHL games


Team	GP	G	A	Pts.	PIM
Anaheim	12	4	4	8	9
Atlanta	12	2	7	9	6
Boston	27	5	4	9	19
Buffalo	34	4	5	9	20
Calgary	26	3	7	10	20
Carolina	31	8	11	19	15
Chicago	36	8	7	15	44
Colorado	39	5	7	12	10
Columbus	22	3	3	6	27
Dallas	42	7	6	13	52
Detroit	33	3	13	16	28
Edmonton	30	2	2	4	23
Florida	4	0	1	1	4
Los Angeles	43	9	15	24	48
Minnesota	24	3	5	8	14
Montreal	31	7	9	16	31
Nashville	26	2	3	5	30
New Jersey	38	7	16	23	29
NY Islanders	38	6	13	19	39
NY Rangers	37	7	9	16	24
Ottawa	29	8	5	13	25
Philadelphia	37	5	12	17	41
Phoenix	46	5	13	18	29
Pittsburgh	31	7	12	19	34
San Jose	44	3	6	9	35
St. Louis	31	8	7	15	18
Tampa Bay	38	9	19	28	57
Toronto	21	5	6	11	16
Vancouver	34	6	9	15	26
Washington	36	6	14	20	22
<b>NHL Totals</b>	<b>932</b>	<b>157</b>	<b>250</b>	<b>407</b>	<b>795</b>

the Ducks to a 7-2-1-2 record after being acquired from CGY...**2001-02:** Appeared in his first season with Calgary, scoring 6-14=20 points in 57 games...finished tied for first in SHG (2) and eighth in points (20)...was traded from FLA with a second-round selection in the 2001 NHL Entry Draft for Valeri Bure and Jason Wiemer, June 23, 2001...**2000-01:** Finished tied for third on Florida in goals (12), fourth in points (32) and PPG (3)...scored his 100th career NHL goal, Mar. 28 vs. MTL...had a career high four-game point streak from Feb. 7-14, earning 2-4=6 points...set a career high for assists and tied his career high for points (0-3=3), Feb. 10 @ ATL...appeared in his 500th career NHL game, Jan. 22 @ BOS...missed 15 games due to injury during the course of the season...**1999-00:** Ranked first in faceoffs taken (1,632) and faceoffs won (782), as well as second in GWG (4) and seventh in assists (23) with Florida...played in his 400th NHL game, Dec. 17 @ BUF...**1998-99:** Ranked among team leaders in goals (tied for fourth with 18), assists (third with 33), points (tied for second with 51), PPG (second with 6) and shots (fifth with 142)... appeared in his 300th NHL game, Nov. 7 vs. NJ...scored a goal and collected his 100th NHL assist, Dec. 9 vs. OTT...earned his 200th career NHL point (assist), Apr. 12 @ OTT...**1997-98:** Finished among team leaders in PPG (third with 5)...missed 10 games with a concussion, Oct. 4-28... missed eight games recovering from arthroscopic surgery on his left knee, Jan. 21-Feb. 3...missed the last 16 games of the season with post-concussion syndrome, Mar. 19-Apr. 18...**1996-97:** Notched his 100th career NHL point (assist), Oct. 12 vs. HFD...appeared

in his 200th NHL game, Oct. 16 @ SJ...missed 17 games with a sprained right knee, Nov. 24-Dec. 30...**1995-96:** Set career highs in goals (26), assists (35) and points (61)...broke a 3-3 tie in the third period with the GWG in Game 6 of the WCF, May 30 vs. PIT...notched the series-clinching goal in Game 6 of the CSF, May 14 vs. PHI...**1994-95:** Played both with Florida and Medicine Hat due to the NHL work stoppage...**1993-94:** Made his NHL debut...at the age of 18, earned an assist in his and the Panthers' first-ever game, Oct. 6 @ CHI...scored his first NHL goal on Oct. 14 vs. OTT...missed 15 games with a right shoulder separation...**Miscellaneous:** Won the gold medal with Canada at the World Junior Championships in 1993 and was named the WHL's top prospect that season.

## PERSONAL:

Married wife Jessica in July of 2007...the couple welcomed their first child, daughter Brooke, in April 2008...the family resides in Newport Coast and spends their summers on a ranch in Cranbrook, British Columbia...has taken recent vacations to Italy and Africa...lists his favorites: Orange County restaurant - Barolo Italian Café; fast food - McDonald's; Southern California beach - Old Man's at San Onofre State Park...Rob's father, Bob, is a doctor in Cranbrook...his mother Carol is a former power skating instructor...lists Mark Messier as his idol...with his brother Scott, welcomed the Stanley Cup for a three-day visit to Cranbrook in August 2007...the two were dropped in via helicopter on top of Fisher Peak in the Canadian Rockies to take photos with the Cup...the brothers were thrilled to take a picture with the Cup there together as Scott took the same photo when he won with the Devils in 2000.



## REGULAR SEASON

## PLAYOFFS

Season	Team	League	GP	G	A	Pts.	PIM	+/-	GP	G	A	Pts.	PIM
1990-91	Medicine Hat	WHL	71	24	26	50	8	-	12	3	7	10	2
1991-92	Medicine Hat	WHL	71	32	46	78	77	-	4	2	3	5	2
1992-93	Medicine Hat	WHL	52	43	34	77	67	-	-	-	-	-	-
1993-94	FLORIDA	NHL	65	9	17	26	51	-11	-	-	-	-	-
1994-95	FLORIDA	NHL	48	4	6	10	36	-13	-	-	-	-	-
	Medicine Hat	WHL	13	9	15	24	14	-	-	-	-	-	-
1995-96	FLORIDA	NHL	82	26	35	61	107	+1	22	5	3	8	12
1996-97	FLORIDA	NHL	60	14	24	38	54	+4	5	2	1	3	6
1997-98	FLORIDA	NHL	33	8	7	15	41	-9	-	-	-	-	-
1998-99	FLORIDA	NHL	82	18	33	51	50	-13	-	-	-	-	-
1999-00	FLORIDA	NHL	81	10	23	33	46	-5	4	1	0	1	6
2000-01	FLORIDA	NHL	67	12	20	32	50	-12	-	-	-	-	-
2001-02	CALGARY	NHL	57	6	14	20	49	-15	-	-	-	-	-
2002-03	CALGARY	NHL	54	8	10	18	42	-13	-	-	-	-	-
	ANAHEIM	NHL	12	2	2	4	15	+3	21	3	7	10	18
2003-04	ANAHEIM	NHL	55	12	16	28	34	-6	-	-	-	-	-
2005-06	ANAHEIM	NHL	76	15	24	39	89	-5	16	1	3	4	10
2006-07	ANAHEIM	NHL	82	5	11	16	77	-8	21	5	5	10	39
2007-08	ANAHEIM	NHL	78	8	8	16	54	+1	2	0	0	0	0
<b>NHL Totals</b>			<b>932</b>	<b>157</b>	<b>250</b>	<b>407</b>	<b>795</b>	<b>-101</b>	<b>91</b>	<b>17</b>	<b>19</b>	<b>36</b>	<b>91</b>
<b>Anaheim Totals</b>			<b>303</b>	<b>42</b>	<b>61</b>	<b>103</b>	<b>269</b>	<b>-15</b>	<b>60</b>	<b>9</b>	<b>15</b>	<b>24</b>	<b>67</b>



# SCOTT NIEDERMAYER

**SHOOTS:** Left    **HT:** 6-1    **WT:** 195    **AGE:** 35; turns 36 on August 31, 2009  
**BORN:** August 31, 1973; Edmonton, Alberta    **HOMETOWN:** Cranbrook, British Columbia  
**ACQUIRED:** Signed as a free agent, August 4, 2005  
**DRAFTED:** By New Jersey in the first round (third overall) of the 1991 NHL Entry Draft

## 2007-08 REAL TIME

**TOI/GM** 23:54    **SHFT/GM** 25.5    **FO% (FW/FL)** 0% (0/0)

## 2007-08:

Appeared in his 17th NHL season, his third with Anaheim...returned to the lineup for the final 48 games of the regular season after missing the first 34 contests while contemplating retirement...upon his return on Dec. 16, the Ducks posted a 32-12-4 record to lead the NHL in win percentage (.708) for the duration of the regular season...was named to his fifth All-Star Team and his second with Anaheim on Jan. 22...scored a goal and earned a +5 rating for the Western Conference in the 2008 All-Star Game, Jan. 27 in Atlanta...recorded a season-best four-game point streak (1-5=6), Jan 7-15... appeared in his 1,100th NHL contest, Apr. 5 @ LA...recorded an assist while logging a season-high 32:22 TOI, Mar. 30 vs. DAL...appeared in his 200th game as a Duck, Mar. 12 vs. VAN... collected an assist on Feb. @ NJ, marking his first game in NJ since signing with the Ducks prior to the 2005-06 season...tied his career high (15th time) with 1-2=3 points, Jan. 15 vs. DAL... made his 2007-08 debut on Dec. 16 vs. SJ, tying a career high with eight shots on net...was placed

on the active roster on Dec. 15 after announcing his return to the Ducks 10 days earlier...

**PLAYOFFS:** Played in all six CQF games vs. DAL, scoring 0-2=2 points...picked up his first point of the playoffs (assist) in Game 2 of the CQF, Apr. 12 vs. DAL.

## CAREER:

Has won four Stanley Cup championships... was the gold medal with Canada at the 2002 Olympic Winter Games in Salt Lake City... is the highest scoring defenseman in New Jersey Devils' history...has appeared in four NHL All-Star Games: 1998, 2001, 2004, 2008... in addition to the Stanley Cups and Olympic Winter Games gold medal, has also won a World Championship, the World Cup, the Memorial Cup and a World Junior title...is the only player in hockey history to have won all six titles...has appeared in at least 81 games six times in his 17-year NHL career...his 10 career OT goals are the most by a defenseman in NHL history...has a +55 mark over the past five NHL seasons...signed a four-year

## NHL HIGHLIGHTS

### NHL Career Hat Tricks:

None

### NHL Career Multiple-Point Games:

134 (11 multiple-goal, 88 multiple-assist)

### NHL Career Highs:

**Goals:** 2, 11 times

**Assists:** 3, four times (last: Mar. 16, 2007 vs. CHI)

**Points:** 3, 15 times (last: Jan. 15, 2008 vs. DAL; 1-2=3)

**PIM:** 29, Nov. 30, 1996 w/NJ vs. NYR

**TOI:** 35:51, Jan. 9, 2007 @ NSH

**Shots:** 8, four times (last: Dec. 16, 2007 vs. SJ)

**Plus/Minus:** +5, Dec. 14, 1999 w/NJ vs. LA

**Goal Streak:** Two games, 12 times (last: Feb. 29-Mar. 3, 2008; 2-2=4)

**Assist Streak:** Eight games, Dec. 26, 2006-Jan. 11, 2007 (2-10=12)

**Point Streak:** Eight games, Dec. 26, 2006-Jan. 11, 2007 (2-10=12)

**Penalty Shots:** 1-for-3 (last: Mar. 5, 2006 vs. CBJ; no goal vs.

Leclaire)

### First NHL Game:

In a 4-2 NJ loss, Oct. 16, 1991 vs. NYR

### First NHL Point:

An assist in a 4-2 NJ loss, Oct. 16, 1991 vs. NYR

### First NHL Goal:

A goal (Hayward) in a 6-1 NJ win, Nov. 7, 1992 @ San Jose

### Milestones Achieved:

- 1,100th NHL game, Apr. 5, 2008 @ LA
- 200th game as a Duck, Mar. 12, 2008 vs. VAN
- 400th NHL assist, Mar. 7, 2006 vs. SJ
- 600th NHL point, Mar. 16, 2007 vs. CHI
- 100th point as a Duck, Jan. 5, 2007 vs. CBJ

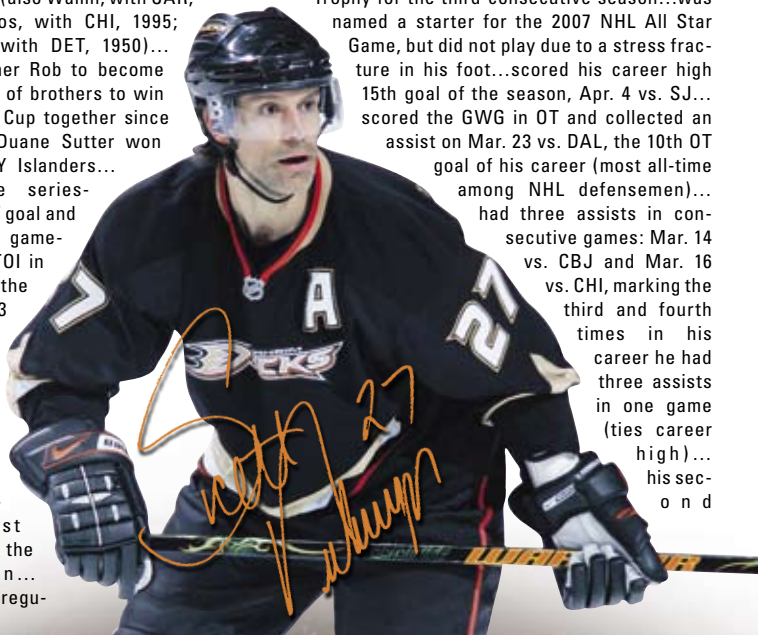
### Milestones Within Reach:

- 15 assists to 500 NHL assists
- 43 points to 200 points as a Duck

## NIEDERMAYER VS. NHL

Team	GP	G	A	Pts.	PIM
Anaheim	17	3	7	10	8
Atlanta	20	0	11	11	8
Boston	47	10	17	27	14
Buffalo	43	4	20	24	31
Calgary	30	10	7	17	24
Carolina	45	4	20	24	25
Chicago	30	3	15	18	20
Colorado	41	5	13	18	24
Columbus	15	3	11	14	24
Dallas	38	10	18	28	28
Detroit	29	4	10	14	16
Edmonton	27	2	16	18	12
Florida	43	4	19	23	42
Los Angeles	36	5	22	27	46
Minnesota	15	4	8	12	6
Montreal	48	3	17	20	28
Nashville	18	2	10	12	6
New Jersey	2	0	2	2	4
NY Islanders	61	7	24	31	29
NY Rangers	65	7	27	34	67
Ottawa	46	7	11	18	18
Philadelphia	62	11	31	42	20
Phoenix	38	5	18	23	22
Pittsburgh	50	5	22	27	22
San Jose	40	7	26	33	30
St. Louis	30	4	11	15	12
Tampa Bay	48	6	27	33	16
Toronto	32	2	12	14	16
Vancouver	28	4	12	16	30
Washington	57	7	21	28	28
<b>NHL Totals</b>	<b>1101</b>	<b>148</b>	<b>485</b>	<b>633</b>	<b>676</b>

free agent contract with Anaheim, Aug. 4, 2005...**2006-07:** Won the Conn Smythe Trophy as the most valuable player of the Stanley Cup Playoffs...among playoff leaders, ranked first in OT goals (2), third in defensemen scoring, fifth in avg. TOI and tied for fifth in GWG (2)...tied for the most OT goals by a defenseman in one playoff year (also Wallin, with CAR, 2002; Chelios, with CHI, 1995; Reise, Jr., with DET, 1950)... joined brother Rob to become the first set of brothers to win the Stanley Cup together since Brent and Duane Sutter won with the NY Islanders... scored the series-clinching OT goal and registered a game-high 41:40 TOI in Game 5 of the CSF, May 3 vs. VAN... had a four-game point streak (2-2=4) from May 1-13, tied for the second-longest by a Duck in the postseason... finished the regu-



lar season leading all NHL defensemen in scoring for the first time in his career, which also marked the first time a Ducks defenseman had done so...set career highs in goals, assists and points...his assist and point totals also broke club records he established in 2005-06... was a finalist for the James Norris Memorial Trophy for the third consecutive season...was named a starter for the 2007 NHL All Star Game, but did not play due to a stress fracture in his foot...scored his career high 15th goal of the season, Apr. 4 vs. S.J... scored the GWG in OT and collected an assist on Mar. 23 vs. DAL, the 10th OT goal of his career (most all-time among NHL defensemen)... had three assists in consecutive games: Mar. 14 vs. CBJ and Mar. 16 vs. CHI, marking the third and fourth times in his career he had three assists in one game (ties career high)... his second

## REGULAR SEASON

## PLAYOFFS

Season	Team	League	GP	G	A	Pts.	PIM	+/-	GP	G	A	Pts.	PIM
1989-90	Kamloops	WHL	64	14	55	69	64	-	17	2	14	16	35
1990-91	Kamloops	WHL	57	26	56	82	52	-	-	-	-	-	-
1991-92	Kamloops	WHL	35	7	32	39	61	-	17	9	14	23	28
	NEW JERSEY	NHL	4	0	1	1	2	+1	-	-	-	-	-
1992-93	NEW JERSEY	NHL	80	11	29	40	47	+8	5	0	3	3	2
1993-94	NEW JERSEY	NHL	81	10	36	46	42	+34	20	2	2	4	8
1994-95	NEW JERSEY	NHL	48	4	15	19	18	+19	20	4	7	11	10
1995-96	NEW JERSEY	NHL	79	8	25	33	46	+5	-	-	-	-	-
1996-97	NEW JERSEY	NHL	81	5	30	35	64	-4	10	2	4	6	6
1997-98	NEW JERSEY	NHL	81	14	43	57	27	+5	6	0	2	2	4
1998-99	Utah Grizzlies	IHL	5	0	2	2	0	-	-	-	-	-	-
	NEW JERSEY	NHL	72	11	35	46	26	+16	7	1	3	4	18
1999-00	NEW JERSEY	NHL	71	7	31	38	48	+19	22	5	2	7	10
2000-01	NEW JERSEY	NHL	57	6	29	35	22	+14	21	0	6	6	14
2001-02	NEW JERSEY	NHL	76	11	22	33	30	+12	6	0	2	2	6
	Canada	Olympics	6	1	1	2	4	-	-	-	-	-	-
2002-03	NEW JERSEY	NHL	81	11	28	39	62	+23	24	2	16	18	16
2003-04	NEW JERSEY	NHL	81	14	40	54	44	+20	5	1	0	1	6
2005-06	ANAHEIM	NHL	82	13	50	63	96	+8	16	2	9	11	14
2006-07	ANAHEIM	NHL	79	15	54	69	86	+6	21	3	8	11	26
2007-08	ANAHEIM	NHL	48	8	17	25	16	-2	6	0	2	2	4
<b>NHL Totals</b>			<b>1101</b>	<b>148</b>	<b>485</b>	<b>633</b>	<b>676</b>	<b>+184</b>	<b>189</b>	<b>22</b>	<b>66</b>	<b>88</b>	<b>144</b>
<b>Anaheim Totals</b>			<b>209</b>	<b>36</b>	<b>121</b>	<b>157</b>	<b>198</b>	<b>+12</b>	<b>43</b>	<b>5</b>	<b>19</b>	<b>24</b>	<b>44</b>

# SCOTT NIEDERMAYER



assist in the Mar. 16 contest vs. CHI was his 600th NHL point...missed three games with a stress fracture in his foot, Jan. 28-Feb. 3...had a club-record eight-game assist streak (2-10=12) from Dec. 26, 2006-Jan. 11, 2007, the longest point streak of his career and by a defenseman in club history...set a franchise record with 35:51 TOI, Jan. 9 @ NSH...appeared in his 1,000th career NHL game, Nov. 28 @ EDM...**2005-06:** Was a finalist for the Norris Trophy...was tied for fourth among NHL defensemen in playoff scoring (11)...led all skaters in TOI in nine of 16 playoff games...led the Ducks in playoff TOI (28:53)...was named to the NHL's First All-Star Team following the season...scored the GWG in Game 6 of the CQF, May 1 vs. CGY...in the regular season, set then single-season career highs for assists (50) and points (63)...was sixth in NHL in points and tied for fourth in assists among defensemen...finished eighth in the NHL in avg. TOI (25:30)...led the Ducks in TOI and PPA (26), ranked second in assists and third in PPP (35)...was one of four Ducks players to appear in all 82 games...collected two assists, including the 400th of his career on Mar. 7 vs. SJ...scored the OT-GWG (an NHL record ninth of his NHL career) and had two assists, Jan. 30 vs. LA...collected his 500th career point (assist), Dec. 20 @ SJ...earned an assist in his 900th career NHL

game, Oct. 23 vs. PHX...was named the sixth captain in team history on Oct. 3...**2003-04:** Won the James Norris Memorial Trophy as the league's top defenseman and was selected to the NHL's First All-Star Team...finished the regular season tied for second among NHL defensemen in scoring...was third on the Devils in scoring...voted by fans as a starter for 2004 All-Star Game...served as Eastern Conference captain and registered one assist...was named the fastest skater during the *SuperSkills* competition...was also named Devils MVP by teammates...finished first among Devils defensemen, second overall with a +20 mark...was Devils captain from Jan. 9 through end of the season...scored two goals on Oct. 8 @ BOS, his 99th and 100th career goals...**2002-03:** Was tied for first in NHL postseason scoring with 2-16=18 points while winning his third Stanley Cup...also led the NHL with 16 postseason assists...faced brother Rob in the Final, making the Niedermayers the first siblings to face each other in the SCF since 1946 (Terry Reardon, Boston & Ken Reardon, Montreal)...in the regular season, played his 800th NHL game on Mar. 15 vs. NYR...was tied for first on the team with a +23 mark...became the Devils' all-time point leader among defensemen with an



assist, Feb. 5 @ WSH...scored his 400th career point with an assist, Jan. 15 vs. NYI...notched two assists, including the 300th of his career on Nov. 15 vs. MTL...**2001-02:** Played in his 700th career NHL game, Jan. 23 @ FLA...became the Devils' all-time goal scoring defenseman with a goal, Apr. 13 @ WSH...**2000-01:** Collected six assists in 21 playoff games before losing to COL in Game 7 of the SCF...played in his 600th career NHL game, Nov. 25 @ SJ...five of his six goals were game winners...represented North America at the All-Star Game and was a +5...**1999-00:** Recorded 5-2=7 points in 22 playoff games as he won his second Stanley Cup...became the only Devils defenseman to lead the team in scoring over five consecutive seasons...had a seven-game point streak (3-6=9 points), Nov. 25-Dec. 9...recorded his 300th point (goal) with 1-1=2 points, Jan. 1 @ BOS...**1998-99:** Scored 1-3=4 points in seven playoff games...scored on his first penalty shot goal (Theodore) on Nov. 11 vs. MTL, which also marked his first SHG...collected 1-2=3 points to reach and surpass 200 career assists in his 500th career NHL game, Feb. 17 vs. TB...**1997-98:** Earned two assists in six playoff games...appeared in his first NHL All-Star Game...ranked tied for second among NHL defensemen in scoring...recorded his 200th career NHL point with two assists, Dec. 12 vs. MTL...was named to the NHL Second All-Star Team...**1996-97:** Collected 2-4=6 points in 10 playoff games...appeared in his 300th career NHL game, Oct. 26 @ TB...three of his five goals were game winners...**1995-96:** Was stopped by Ken Wregget on his first career penalty shot attempt, Feb. 7 vs. PIT...**1994-95:** Scored 4-7=11 points in 20 postseason games, leading all team defensemen in scoring in the Devils' first Stanley Cup run...played in his 200th career NHL game, Apr. 4 vs. TB...**Miscellaneous:** At 18 years, one month and 15 days, became youngest Devil ever to appear in a game...won the Memorial Cup with Kamloops in 1992...posted 2-5=7 points in finals vs. Sault Ste. Marie...was only eligible for 1991 NHL Entry Draft by 17 days.

## PERSONAL:

Scott and his wife Lisa have four sons: Logan, Jackson, Josh and Luke, who was born in June 2008...the family spends their off-seasons in Cranbrook, British Columbia...enjoys any activity that involves the outdoors, including mountain biking and camping...recently learned how to surf...says the best thing about his brother Rob is "how great he is with my kids and how much he enjoys spending time with them"...if he could shop in only one clothing store, he'd pick Patagonia...the 2005-06 season marked the first time Scott and Rob played on the same team since 1988-89, when the two suited up for the Cranbrook Bantam Eagles (the two were teammates on the 2004 Canadian World Championship Team with Scott as assistant captain)...welcomed the Stanley Cup to Cranbrook with brother Rob in August 2007...a helicopter dropped off the duo near the peak of Bull Mountain where they took their dream photo with the Stanley Cup together on top of a glacier.





# SEAN O'DONNELL

**SHOOTS:** Left    **HT:** 6-2    **WT:** 232    **AGE:** 36; turns 37 on October 13, 2008  
**BORN:** October 13, 1971; Ottawa, Ontario    **HOMETOWN:** Kanata, Ontario  
**ACQUIRED:** From Phoenix in exchange for Joel Perrault, March 9, 2006  
**DRAFTED:** By Buffalo in the sixth round (123rd overall) of the 1991 NHL Entry Draft

## 2007-08 REAL TIME

**TOI/GM** 17:14    **SHFT/GM** 22.5    **FO% (FW/FL)** 100.0% (2/0)

## 2007-08:

Appeared in all 82 games for the second time in his career (also 2003-04 w/BOS)...finished the season with a +9 rating...is one of only six defensemen in the NHL to have a plus rating in each of the last seven seasons (+69 total), joining Mathieu Schneider (+94), Detroit's Nicklas Lidstrom (+182) and Brian Rafalski (+106), along with Ottawa's Wade Redden (+135) and Chris Phillips (+105)...recorded a plus-or-even rating in 20 straight games (+7) from Feb. 10-Mar. 28...recorded an assist, the 150th of his career, Mar. 12 vs. VAN...played in his 900th career NHL game, Jan. 18 @ MIN...teammate Rob Niedermayer appeared in his 900th NHL game the same night, marking the first time in almost 16 years that teammates appeared in their 900th game together (last: NYR's Mark Messier and John Ogrudnick, Jan. 23, 1992 @ EDM)...both goals in 2007-08 were with the net empty...recorded the first SHG of his career, Oct. 15 vs. DET...**PLAYOFFS:** Played in all six postseason games for Anaheim, finishing tied for second among team defensemen in scoring (1-1=2)...led the Ducks with a +3 rating...set a postseason career high with 1-1=2 points in Game 5 of the CQF, Apr. 18 vs. DAL...also tied his playoff career best with three shots in the 5-2 victory.

## CAREER:

Signed a two-year contract extension, June 23, 2007...over the last eight seasons, has played in 767 of a possible 826 games...has played in at least 79 games in eight of the last 10

seasons...has collected a plus rating in each of the last six seasons, totaling a combined +69 during that span...**2006-07:** Appeared in his 12th NHL season, his second with Anaheim...appeared in all 21 Ducks postseason contests, recording two assists while averaging 20:20 TOI...was fourth on the team with a +8 rating...went scoreless with a +2 rating in series-clinching Game 5 of the SCF, June 6 vs. OTT...earned an assist in Game 4 of the SCF, June 4 @ OTT...**2005-06:** Appeared in his 11th NHL season, his first with Anaheim...scored a goal in Game 3 of the WCF, May 23 @ EDM...scored his first career playoff GWG at 1:36 into OT in Game 4 of the CQF, Apr. 27 vs. CGY...during the regular season, had his highest point total since 2001-02 with Boston (3-22=25)...missed two games with a lacerated foot, Dec. 23-26...the Ducks were 14-7-0 after he was acquired on Mar. 9...scored his first goal as a Duck, Mar. 28 @ COL...played in his 700th career NHL game, Oct. 23 w/PHX @ ANA...**2004-05:** Did not play...**2003-04:** Played in seven playoff games with the Bruins vs. MTL, averaging 19:52 TOI...played in all 82 regular season games for the first time in his career...served as an alternate captain...ranked second on the team and tied for 11th among NHL defensemen in PIM...four of his assists came on SHG...**2002-03:** Missed the entire postseason due to a foot injury...recorded his 100th NHL assist, Dec. 23 vs. SJ...played in his 600th NHL game, Mar. 11 @ OTT...missed 11 games with a knee injury...missed the final game of the season with a foot injury...**2001-02:** Signed

## NHL HIGHLIGHTS

## O'DONNELL VS. NHL

### NHL Career Hat Tricks:

None

### NHL Career Multiple-Point Games:

10 (0 multiple-goal, 8 multiple-assist)

### NHL Career Highs:

**Goals:** 1, 27 times (last: Dec. 22, 2007 @ SJ)

**Assists:** 3, Feb. 26, 1998 w/LA @ CHI

**Points:** 4, Feb. 26, 1998 w/LA @ CHI

**PIM:** 30, Apr. 1, 2003 w/BOS @ OTT

**TOI:** 33:36, Jan. 19, 2002 w/BOS @ STL

**Shots:** 6, two times (last: Jan. 30, 2002 w/BOS @ MTL)

**Plus/Minus:** +4, five times (last: Feb. 4, 2002 w/BOS @ CBJ)

**Goal Streak:** Three games, Feb. 13-17, 1997 (3-1=4)

**Assist Streak:** Three games, four times (last: Dec. 20-26, 2001; 0-3=3)

**Point Streak:** Four games, two times (last: Dec. 17-27, 2000; 1-3=4)

**Penalty Shots:** None

### First NHL Game:

In a 4-2 LA loss, Jan. 24, 1995 vs. DAL

### First NHL Point:

An assist in an 8-2 LA loss, Feb. 20, 1995 @ VAN

### First NHL Goal:

A goal (Potvin) in a 5-4 LA loss, Jan. 10, 1996 vs. TOR

### Milestones Achieved:

900th NHL game, Jan. 18, 2008 @ MIN

100th NHL game as a Duck, Apr. 7, 2007 @ CBJ

100th NHL assist, Dec. 23, 2002 w/BOS vs. SJ

100th NHL point, Jan. 5, 2001 w/BOS vs. WSH

### Milestones Within Reach:

18 appearances to 200 NHL games as a Duck


68 appearances to 1,000 NHL games

23 points to 200 NHL points

Team	GP	G	A	Pts.	PIM
Anaheim	40	0	3	3	87
Atlanta	18	0	5	5	6
Boston	13	0	4	4	20
Buffalo	24	0	2	2	60
Calgary	45	1	7	8	122
Carolina	20	1	3	4	34
Chicago	41	1	7	8	90
Colorado	44	1	9	10	51
Columbus	17	1	2	3	17
Dallas	57	1	7	8	136
Detroit	38	4	6	10	57
Edmonton	42	1	6	7	59
Florida	22	0	2	2	41
Los Angeles	31	0	5	5	14
Minnesota	17	1	1	2	10
Montreal	26	1	8	9	45
Nashville	23	1	2	3	53
New Jersey	23	1	2	3	24
NY Islanders	21	0	7	7	23
NY Rangers	26	0	3	3	50
Ottawa	29	0	7	7	95
Philadelphia	26	0	3	3	32
Phoenix	48	2	4	6	50
Pittsburgh	25	3	4	7	47
San Jose	51	2	10	12	71
St. Louis	37	1	4	5	94
Tampa Bay	25	0	7	7	46
Toronto	30	2	7	9	33
Vancouver	46	1	10	11	63
Washington	27	1	3	4	28
<b>NHL Totals</b>	<b>932</b>	<b>27</b>	<b>150</b>	<b>177</b>	<b>1558</b>

# DEFENSEMAN 21

with Boston as a free agent on July 2, 2001...appeared in six playoff games, leading the team in avg. TOI (24:57)...set career highs in assists, points, plus/minus (+27) and average ice time (24:50)...ranked tied for third in the NHL in plus/minus...led the Bruins and ranked 22nd in the NHL in avg. TOI...played in his 500th NHL game, Dec. 31 @ DAL...recorded his 100th NHL point (assist), Jan. 5 vs. WSH...**2000-01:** Played a career high 23 playoff games as New Jersey came within one game of winning the Stanley Cup...the Devils lost to COL in seven playoff games...ranked third in the NHL in playoff PIM...set career playoff highs in assists, points and PIM...served as the first captain in Wild history...played in his 400th NHL game, Nov. 15 vs. NYR...was traded to NJ for Willie Mitchell, Mar. 4, 2001...his 161 PIM led all Devils players...was selected by Minnesota from Los Angeles in the Expansion Draft, June 23, 2000...**1999-00:** With the Kings, played in all four playoff games vs. DET...scored one goal and averaged 16:26 TOI...was one of only four Kings players to score a playoff goal in the series...**1998-99:** Represented Team Canada at the World Championships...led the team in PIM...ranked second on the club in games played...played in his 300th NHL game, Apr. 12 @ NSH...missed two games due to NHL suspension...**1997-98:** Played in all four playoff contests in Los Angeles' CQF series vs. STL...scored one goal and led the team with 36 PIM...despite playing in only four games, finished tied for third in the NHL in



playoff PIM...played in his 200th NHL game, Mar. 5 vs. CAR...**1996-97:** Collected a career high five goals...ranked second on the team in PIM with 144...played in his 100th NHL game, Dec. 3 @ PHX...missed 12 games with wrist and back injuries...**1995-96:** Played his first full NHL season, collecting 2-5-7 points and 127 PIM in 71 games...led Kings defensemen in games played and ranked second on the team in PIM...missed eight games with a wrist injury...**1994-95:** Was traded to Los Angeles by Buffalo for Doug Houda, July 26, 1994...was recalled to Los Angeles once the NHL season resumed, playing his first game on Jan. 24 vs. DAL

## PERSONAL:

Resides in Hermosa Beach year round...became engaged to his fiancée last May with plans to marry in July 2009...loves to cook and honed his skills with a 20-week cooking class during the 2004-05 lockout...may contemplate a career in broadcasting after his playing days...guest co-hosted on XTRA 570's "Loose Cannons" several times last summer and did some pre- and post-game TV host work on NESN while with Boston...has been involved in numerous charities throughout his career and enjoys working with the Boys and Girls Club...doesn't watch a lot of TV, but when he does, enjoys HBO shows such as "Hard Knocks," "In Treatment," "Entourage" and "Curb Your Enthusiasm"...cites his most adventurous vacation as a Kenyan safari in 1998...is a huge Pearl Jam fan...received his time with the Stanley Cup in August 2007, bringing it to his hometown of Kanata, Ontario...stops included a visit with the Prime Minister of Canada.

## REGULAR SEASON PLAYOFFS

Season	Team	League	GP	G	A	Pts.	PIM	+/-	GP	G	A	Pts.	PIM
1988-89	Sudbury	OHL	56	1	9	10	49	-	-	-	-	-	-
1989-90	Sudbury	OHL	64	7	19	26	84	-	7	1	2	3	8
1990-91	Sudbury	OHL	66	8	23	31	114	-	5	1	4	5	10
1991-92	Rochester	AHL	73	4	9	13	193	-	16	1	2	3	21
1992-93	Rochester	AHL	74	3	18	21	203	-	17	1	6	7	38
1993-94	Rochester	AHL	64	2	10	12	242	-	4	0	1	1	21
1994-95	Phoenix	IHL	61	2	18	20	132	-	9	0	1	1	21
	LOS ANGELES	NHL	15	0	2	2	49	-2	-	-	-	-	-
1995-96	LOS ANGELES	NHL	71	2	5	7	127	+3	-	-	-	-	-
1996-97	LOS ANGELES	NHL	55	5	12	17	144	-13	-	-	-	-	-
1997-98	LOS ANGELES	NHL	80	2	15	17	179	+7	4	1	0	1	36
1998-99	LOS ANGELES	NHL	80	1	13	14	186	+1	-	-	-	-	-
1999-00	LOS ANGELES	NHL	80	2	12	14	114	+4	4	1	0	1	4
2000-01	MINNESOTA	NHL	63	4	12	16	128	-2	-	-	-	-	-
	NEW JERSEY	NHL	17	0	1	1	33	+2	23	1	2	3	41
2001-02	BOSTON	NHL	80	3	22	25	89	+27	6	0	2	2	4
2002-03	BOSTON	NHL	70	1	15	16	76	+8	-	-	-	-	-
2003-04	BOSTON	NHL	82	1	10	11	110	+10	7	0	0	0	0
2004-05			DID NOT PLAY										
2005-06	PHOENIX	NHL	57	1	7	8	121	+3	-	-	-	-	-
	ANAHEIM	NHL	21	1	2	3	26	+3	16	2	3	5	23
2006-07	ANAHEIM	NHL	79	2	15	17	92	+9	21	0	2	2	10
2007-08	ANAHEIM	NHL	82	2	7	9	84	+9	6	1	1	2	2
<b>NHL Totals</b>			<b>932</b>	<b>27</b>	<b>150</b>	<b>177</b>	<b>1558</b>	<b>+69</b>	<b>87</b>	<b>6</b>	<b>10</b>	<b>16</b>	<b>120</b>
<b>Anaheim Totals</b>			<b>182</b>	<b>5</b>	<b>24</b>	<b>29</b>	<b>202</b>	<b>+21</b>	<b>43</b>	<b>3</b>	<b>6</b>	<b>9</b>	<b>35</b>



# SAMUEL PAHLSSON

**SHOOTS:** Left    **HT:** 6-0    **WT:** 204    **AGE:** 30; turns 31 on December 17, 2008  
**BORN:** December 17, 1977; Ange, Sweden    **HOMETOWN:** Ornskoldsvik, Sweden  
**ACQUIRED:** From Boston in exchange for Andrei Nazarov and Patrick Traverse, Nov. 18, 2000  
**DRAFTED:** By Colorado in the seventh round (176th overall) of the 1996 NHL Entry Draft

## 2007-08 REAL TIME

**TOI/GM** 18:46    **SHFT/GM** 25.4    **FO% (FW/FL)** 55.0 (586/480)

## CAREER:

### 2007-08:

Appeared in his eighth NHL season, his eighth with Anaheim (played part of one season in Boston)...tied his career high with a four-game point streak (1-4=5), Mar. 9-15...scored his third SHG of the season and ninth of his Ducks career, Mar. 9 vs. MTL (ranks second on the Ducks' all-time SHG list behind Paul Kariya, who holds the franchise record with 16)...scored his first career OT goal (at 32 seconds), Feb. 22 vs. STL...returned to action on Feb. 10 @ DET after sitting out 21 games (Dec. 27=Feb. 8) with an abdominal injury...scored on his first career penalty shot, beating Pascal Leclaire on Dec. 10 @ CBJ...surpassed Guy Hebert for sole possession of fifth place on Anaheim's all-time games played list with his 442nd game as a Duck, Dec. 2 vs. EDM...recorded a career high eight shots, Oct. 28 vs. EDM...made his season debut on Oct. 10 vs. BOS after missing the first five games recovering from offseason sports hernia surgery...his absence from the lineup snapped his franchise-record consecutive games played streak at 275...heading into the season, it was the seventh-longest active streak in the NHL...**PLAYOFFS:** Appeared in all six of Anaheim's CQF games vs. DAL, posting a +1 rating while averaging 18:18 TOI...established 2008 playoff highs in plus/minus (+2), shots (2) and TOI (22:26) in Anaheim's 5-2 victory in Game 5 of the CQF, Apr. 18 vs. DAL.

Agreed to a two-year contract extension through 2008-09 season, Oct. 8, 2006...is fifth on the team's all-time games played list (475)...**2006-07:** Appeared in his seventh NHL season and his third playoff campaign...led the NHL in hits and faceoffs won during the 2007 postseason...was tied for first among playoff leaders in plus/minus (+10) and tied for fifth in GWG...established postseason career highs for goals, assists and points...factored in on four GWG (two goals, two assists)...ranked second among team forwards in avg. TOI...earned an assist with a +3 rating in Game 5 of the SCF, June 6 vs. OTT...scored his fourth career GWG in Game 2 of the SCF, May 30 vs. OTT...recorded the GWG and a game-high five hits in Game 6 of the WCF, May 22 vs. DET...collected two assists with a +2 rating in Game 2 of the WCF, May 13 @ DET...was one of eight Ducks to play in every game during the regular season...finished eighth in the NHL in faceoffs won (802) and ninth in faceoffs taken (1523)...was third among forwards in TOI (17:21)...led the Ducks in hits (181)...established single-season career highs for assists and points...scored the GWG on Dec. 18 vs. CGY...scored two goals (tying a career high) on Oct. 11 vs. NYI...**2005-06:** Appeared in his sixth NHL season...finished the postseason ranked tied for first on the Ducks in GWG (2, also Selanne) while leading team forwards in hits (29)...scored the GWG in Game 1 of the CSF, May 5 vs. COL...scored the GWG and collected a team-high four

## NHL HIGHLIGHTS

## PAHLSSON VS. NHL

### NHL Career Hat Tricks:

None

### NHL Career Multiple-Point Games:

12 (4 multiple-goal, 5 multiple-assist)

### NHL Career Highs:

**Goals:** 2, four times (last: Oct. 11, 2006 vs. NYI)

**Assists:** 2, five times (last: Mar. 15, 2007 vs. STL)

**Points:** 3, Mar. 9, 2003 vs. DET (1-2=3)

**PIM:** 12, Feb. 17, 2007 @ LA

**TOI:** 24:45, Nov. 17, 2001 @ WSH

**Shots:** 8, Oct. 28, 2007 vs. EDM

**Plus/Minus:** +3, Mar. 11, 2006 @ PHX

**Goal Streak:** Three games, Mar. 31-Apr. 4, 2006 (5-0=5)

**Assist Streak:** Four games, Feb. 7-14, 2003 (0-4=4)

**Point Streak:** Four games, two times (last: Mar. 9-15, 2007; 1-4=5)

**Penalty Shots:** 1-for-1, Dec. 10, 2007 @ CBJ (goal vs. Leclaire)

### First NHL Game:

In a 4-4 BOS tie, Oct. 5, 2000 vs. OTT

### First NHL Point:

An assist in a 4-2 BOS win, Oct. 9, 2000 vs. FLA

### First NHL Goal:

A goal (Brathwaite) in a 3-2 BOS loss, Oct. 20, 2000 @ CGY

### Milestones Achieved:

400th NHL game, Jan. 11, 2007 @ DAL

400th game as Duck, Feb. 25, 2007 vs. COL

100th NHL point, Dec. 2, 2006 @ LA

100th point as Duck, Dec. 18, 2006 vs. CGY

### Milestones Within Reach:


8 appearances to 500 NHL games

19 assists to 100 NHL assists

25 appearances to 500 games as a Duck

Team	GP	G	A	Pts.	PIM
Anaheim	1	0	0	0	0
Atlanta	9	1	1	2	0
Boston	5	0	1	1	0
Buffalo	6	0	1	1	2
Calgary	26	3	4	7	6
Carolina	9	1	2	3	6
Chicago	24	3	5	8	10
Colorado	23	2	3	5	10
Columbus	24	1	6	7	12
Dallas	40	3	7	10	22
Detroit	22	4	5	9	8
Edmonton	23	1	2	3	6
Florida	8	0	3	3	2
Los Angeles	38	4	4	8	30
Minnesota	21	4	3	7	4
Montreal	6	1	2	3	4
Nashville	24	3	1	4	16
New Jersey	5	1	0	1	0
NY Islanders	6	3	0	3	0
NY Rangers	6	1	1	2	6
Ottawa	8	0	1	1	4
Philadelphia	5	1	1	2	2
Phoenix	40	1	8	9	20
Pittsburgh	4	0	0	0	0
San Jose	43	2	9	11	24
St. Louis	23	2	3	5	8
Tampa Bay	7	0	2	2	6
Toronto	6	0	1	1	4
Vancouver	23	3	4	7	6
Washington	7	2	1	3	8
<b>NHL Totals</b>	<b>492</b>	<b>47</b>	<b>81</b>	<b>128</b>	<b>226</b>

hits in Game 2 of the CQF, Apr. 23 @ CGY...during the regular season, led NHL forwards in shorthanded TOI (4:54)...was one of four Ducks to play in every game...had a three-game goal streak (5-0-5), Mar. 31-Apr. 4...played in his 300th career NHL game, Dec. 3 vs. ATL...won a gold medal as a member of Team Sweden at the 2006 Olympic Winter Games (2-2=4 points in eight tournament games)...**2004-05:** Played in 48 games with Frolunda HC...**2003-04:** Set a career high for points (22) and tied his career high with 14 assists (also 2001-02)...was one of three Ducks to appear in all 82 games...won 11-of-12 faceoffs for a season-high 91%, Mar. 19 vs. SJ...posted his first career two-goal game with a +2 rating, Mar. 3 vs. MIN...had an assist (Ozolinsh) in his 200th NHL game, Oct. 28 @ NYR...played for Team Sweden in the 2004 World Cup of Hockey, appearing in four games (scoreless)...**2002-03:** Appeared in all 21 playoff games with Anaheim, earning 2-4=6 points...scored a goal in Game 5 of the SCF, June 5 @ NJ...earned an assist (Thomas) on the OT GWG in Game 4 of the SCF, June 2 vs. NJ...scored a goal in Game 3 of the CQF, Apr. 14 vs. DET...earned his first playoff point (assist) in Game 2 of the CQF, Apr. 12 @ DET...had a +10 rating, tying Steve Thomas for the team lead during the regular season...recorded a career high 1-2=3 points with a +2 rating, including his third career SHG on Mar. 9 vs. DET...had a four-game assist streak (0-5=5), Feb. 7-14, setting a career high for assist and point streaks...**2001-02:** Appeared in his 100th game as a Duck, Dec. 31 @ CBJ...played in his 100th NHL game, Nov. 28 vs. EDM...earned two assists (the first multi-point game of his career)



with a +2, Oct. 21 vs. VAN...missed one game with an ankle sprain, Oct. 12 vs. WSH...**2000-01:** Played in all 59 games with Anaheim after his acquisition from BOS...scored his first career GWG, Mar. 13 @ WSH...scored his first goal as a Duck (PP), Dec. 20 vs. ATL...made his Anaheim debut, Nov. 24 @ CGY...played in 17 games with Boston to begin his NHL career, scoring 1-1=2 points with six PIM...scored his first NHL goal, Oct. 20 @ CGY...recorded his first NHL point with an assist, Oct. 9 vs. FLA...made his NHL debut in the Bruins' season opener, Oct. 5 vs. OTT...**1999-00:** Was acquired by Boston with Brian Rolston, Martin Grenier and a 2000 first-round draft pick from COL for Ray Bourque and Dave Andreychuk, Mar. 6, 2000...**Miscellaneous:** Has twice represented Sweden at the World Championships.

## PERSONAL:

Samuel and his wife Johanna reside in Irvine and welcomed daughter Selma in the Fall of 2007...his family enjoys the summers in Sweden...participates in the Ducks' reading program, designed to teach youngsters the importance of literacy...spent his time with the Stanley Cup in 2007 in both Ange and Ornskoldsvik, Sweden...brought it to the town square of Ange for a public celebration...always puts his equipment on left side first...can most likely be found listening to Swedish rock music...admired Peter Forsberg when growing up.

## REGULAR SEASON

## PLAYOFFS

Season	Team	League	GP	G	A	Pts.	PIM	+/-	GP	G	A	Pts.	PIM
1994-95	MoDo	Sweden Jr.	30	10	11	21	26	-	-	-	-	-	-
	MoDo	Sweden Elite	1	0	0	0	0	-	-	-	-	-	-
1995-96	MoDo	Sweden Jr.	5	2	6	8	2	-	-	-	-	-	-
	MoDo	Sweden Elite	36	1	3	4	8	-	4	0	0	0	0
1996-97	MoDo	Sweden Elite	49	8	9	17	83	-	-	-	-	-	-
1997-98	MoDo	Sweden Elite	23	6	11	17	24	-	9	3	0	3	6
1998-99	MoDo	Sweden Elite	50	17	17	34	44	-	13	3	3	6	10
1999-00	MoDo	Sweden Elite	47	16	11	27	67	-	13	3	3	6	8
	MoDo	EuroHL	4	1	0	1	0	-	3	1	1	2	2
2000-01	BOSTON	NHL	17	1	1	2	6	-5	-	-	-	-	-
	ANAHEIM	NHL	59	3	4	7	14	-9	-	-	-	-	-
2001-02	ANAHEIM	NHL	80	6	14	20	26	-16	-	-	-	-	-
2002-03	Cincinnati	AHL	13	1	7	8	24	-	-	-	-	-	-
2002-03	ANAHEIM	NHL	34	4	11	15	18	+10	21	2	4	6	12
2003-04	ANAHEIM	NHL	82	8	14	22	52	-2	-	-	-	-	-
2004-05	Frolunda	Sweden	48	6	18	24	56	-	14	4	7	11	24
2005-06	ANAHEIM	NHL	82	11	10	21	34	-1	16	2	3	5	18
2006-07	ANAHEIM	NHL	82	8	18	26	42	-4	21	3	9	12	20
2007-08	ANAHEIM	NHL	56	6	9	15	34	-2	6	0	0	0	0
NHL Totals			492	47	81	128	226	-29	64	7	16	23	50
Anaheim Totals			475	46	80	126	220	-24	64	7	16	23	50





# GEORGE PARROS

**SHOOTS:** Right **HT:** 6-5 **WT:** 231 **AGE:** 28; turns 29 on December 29, 2008  
**BORN:** December 29, 1979; Washington, Pennsylvania **HOMETOWN:** Randolph, New Jersey  
**ACQUIRED:** From Colorado with the option to exchange third-round selections in the 2007 NHL Entry Draft in exchange for a second-round selection in the 2007 NHL Entry Draft, Nov. 13, 2006  
**DRAFTED:** By Los Angeles in the eighth round (222nd overall) of the 1999 Entry Draft

## 2007-08 REAL TIME

TOI/GM	SHFT/GM	FO% (FW/FL)
5:56	8.7	30.0% (3/7)

## 2007-08:

Appeared in his third NHL season, his second with Anaheim...led the club in PIM for the second consecutive season (183)...set a career high for games played in a season with 69, surpassing his previous career high by 14 games (55, 2005-06)...logged a season-high 11:31 TOI, Apr. 6 vs. PHX...appeared in his 100th contest as a Duck, Apr. 5 @ LA...tied a career high for shots in a game with three, Mar. 15 vs. STL...missed four games with a bruised knee, Jan. 13-18...scored his first goal of the season and fourth of his career, Dec. 29 @ CGY...played in his 100th career NHL game, Oct. 25 vs. PHX...recorded his first point of the season (assist) in a 3-1 Ducks victory, Oct. 17 vs. NSH...**PLAYOFFS:** Played in one game during the 2008 NHL Playoffs, recording 2:42 TOI in a 4-2 Anaheim victory in Game 3 of the CQF, Apr. 15 @ DAL.

## CAREER:

Signed a two-year contract with Anaheim, June 11, 2007...**2006-07:** Played in his second NHL season, his first with Anaheim...appeared in five playoff games, recording one shot and 10 PIM...led the team in PIM (102) during the regular season...scored his first goal as a Duck on

Mar. 28 @ CHI...recorded a season-high 10:18 TOI, Mar. 9 vs. EDM...reached a season-high seven PIM on four different occasions (Nov. 26 vs. CGY, Dec. 9 @ TB, Mar. 9 vs. EDM and Mar. 16 vs. CHI)...made his Anaheim Ducks debut on Nov. 15 vs. PHI...played two games with COL...made his COL debut on Oct. 25 vs. WSH...missed nine games due to a bruised shoulder, Oct. 4-23...was claimed on waivers from LA one day before the season opener on Oct. 3...**2005-06:** Led all Kings rookies with 55 games played...ranked second on the club in PIM (138) and penalty majors (18)...recorded in fourth of his five points in October and was a +5 for the month...made his NHL debut, Oct. 5 @ DAL...recorded his first career NHL goal and "Gordie Howe Hat Trick" (goal, assist and fighting major), Oct. 20 @ DAL...collected his second goal of the season, Jan. 21 vs. SJ...had a plus-or-even rating in 49 of his 55 games...registered a season-best three shots, Jan. 30 vs. ANA...logged a season-high 10:55 TOI, Nov. 13 @ CBJ...missed 21 games with an ankle sprain (Nov. 19-Dec. 19 & Dec. 29-Jan. 9)...**2004-05:** Appeared in 67 games with Manchester (AHL), finishing second in PIM (247)...set

## NHL HIGHLIGHTS

### NHL Career Hat Tricks:

None

### NHL Career Multiple-Point Games:

1 (0 multiple-goal, 1 multiple-assist)

### NHL Career Highs:

**Goals:** 1, four times (last: Dec. 29, 2007 @ CGY)

**Assists:** 1, seven times (last: Feb. 7, 2008 @ NYR)

**Points:** 2, Oct. 20, 2005 w/LA @ DAL (1-1=2)

**PIM:** 19, Mar. 5, 2008 @ CHI

**TOI:** 11:31, Apr. 6, 2008 vs. PHX

**Shots:** 3, three times (last: Mar. 29, 2007 @ CBJ)

**Plus/Minus:** +2, Oct. 20, 2005 w/LA @ DAL

**Goal Streak:** None

**Assist Streak:** Two games, Oct. 20-23, 2005 (1-2=3)

**Point Streak:** Two games, Oct. 20-23, 2005 (1-2=3)

**Penalty Shots:** None

### First NHL Game:

In a 5-4 LA loss, Oct. 5, 2005 @ DAL

### First NHL Point:

An assist in a 2-1 LA win, Oct. 9, 2005 vs. MIN

### First NHL Goal:

A goal (Hedberg) in a 7-2 LA win, Oct. 20, 2005 @ DAL

### Milestones Achieved:

100th NHL game, Oct. 25, 2007 vs. PHX

100th game as a Duck, Apr. 5, 2008 @ LA

### Milestones Within Reach:

42 appearances to 200 NHL games

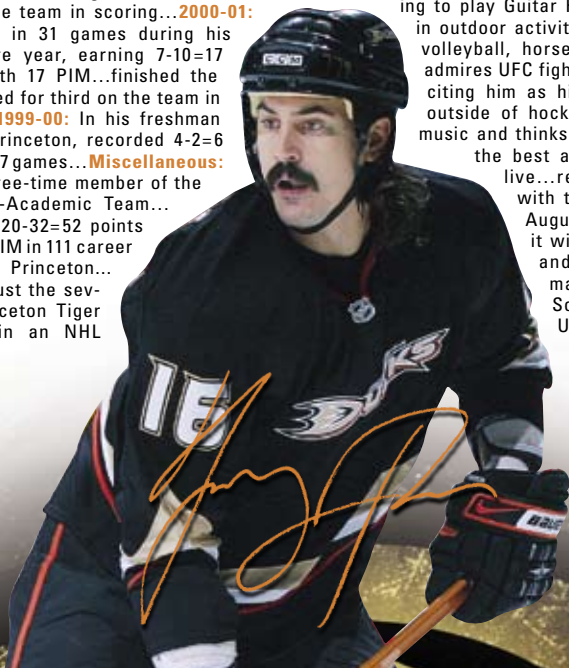
## PARROS VS. NHL

Team	GP	G	A	Pts.	PIM
Anaheim	5	0	0	0	28
Atlanta	2	0	0	0	0
Boston	2	0	0	0	0
Buffalo	2	0	0	0	15
Calgary	11	1	1	2	47
Carolina	0	0	0	0	0
Chicago	9	1	1	2	41
Colorado	8	0	0	0	17
Columbus	11	0	0	0	24
Dallas	10	1	1	2	29
Detroit	5	0	0	0	5
Edmonton	10	0	0	0	34
Florida	0	0	0	0	0
Los Angeles	14	0	0	0	21
Minnesota	6	0	1	1	11
Montreal	0	0	0	0	0
Nashville	8	0	1	1	21
New Jersey	2	0	0	0	5
NY Islanders	1	0	0	0	0
NY Rangers	1	0	1	1	5
Ottawa	1	0	0	0	0
Philadelphia	2	0	0	0	7
Phoenix	13	0	1	1	10
Pittsburgh	0	0	0	0	0
San Jose	16	1	0	1	34
St. Louis	9	0	0	0	41
Tampa Bay	2	0	0	0	7
Toronto	1	0	0	0	5
Vancouver	5	0	0	0	11
Washington	2	0	0	0	5
<b>NHL Totals</b>	<b>158</b>	<b>4</b>	<b>7</b>	<b>11</b>	<b>423</b>

career highs in goals, assists and points with 14-8=22...recorded four PPG and four GWG... played in six Calder Cup Playoff games with Manchester, recording 1-1=2 points with 27 PIM...**2003-04:** Appeared in his first full professional season with Manchester, recording 3-6=9 points with 126 PIM in 57 games... scored his first professional goal, Nov. 29 vs. Providence...**2002-03:** Made his professional debut with Manchester after completing his senior season at Princeton University, recording 0-1=1 point in nine appearances... with Princeton, earned 0-7=7 points with 29 PIM in 22 games...**2001-02:** In his junior season at Princeton, recorded a career high 9-13=22 points in 31 games...finished second on the team in scoring...**2000-01:** Appeared in 31 games during his sophomore year, earning 7-10=17 points with 17 PIM...finished the season tied for third on the team in assists...**1999-00:** In his freshman year at Princeton, recorded 4-2=6 points in 27 games...**Miscellaneous:** Was a three-time member of the ECAC All-Academic Team... recorded 20-32=52 points with 119 PIM in 111 career games at Princeton... became just the seventh Princeton Tiger to play in an NHL game.

## PERSONAL:

Resides in Hermosa Beach...donates his hair once a year to Locks of Love, letting it grow year-long before cutting it...also involved with the Garth Brooks Foundation...considers himself a whiz at the barbeque with grilled lamb as his best dish...is part Greek and can speak and understand some of the language...loves the rib-eye steak at Blue 32 in Hermosa Beach... considers himself a reality show junkie and would love to be a contestant on "Wipeout" or "American Gladiators" someday...if he wasn't a hockey player, says he would be working on Wall Street...recently started teaching himself how to play the harmonica and is also learning to play Guitar Hero...participates in outdoor activities such as beach volleyball, horseshoes and golf... admires UFC fighter Forrest Griffin, citing him as his favorite athlete outside of hockey...loves country music and thinks Kenny Chesney is the best act he's ever seen live...received his day with the Stanley Cup in August 2007 and shared it with his high school and college alma maters: Delbarton School and Princeton University.



## REGULAR SEASON

## PLAYOFFS

Season	Team	League	GP	G	A	Pts.	PIM	+/-	GP	G	A	Pts.	PIM
1999-00	Princeton	ECAC	27	4	2	6	14	-	-	-	-	-	-
2000-01	Princeton	ECAC	31	7	10	17	38	-	-	-	-	-	-
2001-02	Princeton	ECAC	31	9	13	22	36	-	-	-	-	-	-
2002-03	Princeton	ECAC	22	0	7	7	29	-	-	-	-	-	-
	Manchester	AHL	9	0	1	1	7	-	-	-	-	-	-
2003-04	Manchester	AHL	57	3	6	9	126	-	5	0	0	0	4
2004-05	Reading	ECHL	3	0	0	0	9	-	-	-	-	-	-
	Manchester	AHL	67	14	8	22	247	-	6	1	1	2	27
2005-06	LOS ANGELES	NHL	55	2	3	5	138	+1	-	-	-	-	-
2006-07	COLORADO	NHL	2	0	0	0	0	-1	-	-	-	-	-
	ANAHEIM	NHL	32	1	0	1	102	-2	5	0	0	0	10
2007-08	ANAHEIM	NHL	69	1	4	5	183	+3	1	0	0	0	0
<b>NHL Totals</b>			<b>158</b>	<b>4</b>	<b>7</b>	<b>11</b>	<b>423</b>	<b>+1</b>	<b>6</b>	<b>0</b>	<b>0</b>	<b>0</b>	<b>10</b>
<b>Anaheim Totals</b>			<b>101</b>	<b>2</b>	<b>4</b>	<b>6</b>	<b>285</b>	<b>+1</b>	<b>6</b>	<b>0</b>	<b>0</b>	<b>0</b>	<b>10</b>



# COREY PERRY

**SHOOTS:** Right    **HT:** 6-3    **WT:** 209    **AGE:** 23; turns 24 on May 16, 2009  
**BORN:** May 16, 1985; Peterborough, Ontario    **HOMETOWN:** Peterborough, Ontario  
**DRAFTED:** By Anaheim in the first round (28th overall) of the 2003 NHL Entry Draft

## 2007-08 REAL TIME

**TOI/GM** 17:57    **SHFT/GM** 21.7    **FO% (FW/FL)** 18.8% (3/13)

## 2007-08:

Was named a 2008 All-Star in his third NHL season... established career highs in most offensive categories, including goals (29), points (54), plus/minus (+12), PPG (11), GWG (4) and shots (200)...among team leaders, ranked first in goals, second in points and tied for second in GWG...had 12 multiple-point games, including five three-point games (matching his single-game career high) and seven two-point contests...suffered a right quadriceps tendon laceration when he was cut by a skate blade in the third period of a 1-0 loss, Mar. 6 @ COL...had surgery performed to repair the tendon that night at a local Denver hospital and missed the final 12 games of the regular season...the injury snapped his consecutive games played streak at a career high 193 games, Jan. 9, 2006-Mar. 6, 2008...played in his 200th career NHL game, recording 0-2-2 points on Feb. 15 vs. DAL...recorded a career high seven-game point streak (5-7=12, +5 rating), Jan. 7-20...during the point streak, had goals in three straight games (3-3=6) from Jan. 7-13, tying his career high (Dec. 16-20, 2006; 4-1=5 points)...scored 16 seconds into the game on Jan. 4 vs. CHI, tying for the second-fastest in club history overall and the fastest ever at home...collected his 100th NHL point (assist), Dec. 29 @ CGY... established a career best in goals with his 18th of

the season, Dec. 18 @ SJ...was named to the NHL All-Star Team for the first time in his career, Jan. 22...went scoreless on two shots for the Western Conference in the 2008 All-Star Game, Jan. 27 @ ATL...**PLAYOFFS:** Appeared in three of Anaheim's six CQF games vs. DAL in his third Stanley Cup Playoffs...made his 2008 playoff debut in Game 4 of the CQF on Apr. 17 @ DAL after recovering from a right quadriceps injury...recorded a point in each of his three games, collecting two goals and an assist...scored a goal in Game 5 on Apr. 18 vs. DAL and Game 6 on Apr. 20 @ DAL.

## CAREER:

Signed a five-year contract running through the 2012-13 NHL season, July 1, 2008...**2006-07:** Appeared in his second NHL season...played in all 21 of Anaheim's Stanley Cup Playoff contests... ranked fourth on the Ducks in goal scoring and tied for seventh in the NHL in points...finished tied for second in club history for most points in a single playoff season behind teammate Ryan Getzlaf...collected 3-4=7 points over the last six playoff games...scored the final goal of the 2007 postseason, an unassisted tally at 17:00 in the third period of Game 5 of the SCF, June 6 vs. OTT... collected two assists (a career postseason high)

## NHL HIGHLIGHTS

## PERRY VS. NHL

### NHL Career Hat Tricks:

None

### NHL Career Multiple-Point Games:

23 (6 multiple-goal, 8 multiple-assist)

### NHL Career Highs:

**Goals:** 2, six times (last: Dec. 10, 2007 @ CBJ)

**Assists:** 2, eight times (last: Feb. 15, 2008 vs. DAL)

**Points:** 3, eight times (last: Jan. 18, 2008 @ MIN; 1-2-3)

**PIM:** 11, Oct. 3, 2007 @ DET

**TOI:** 22:08, Dec. 2, 2007 vs. EDM

**Shots:** 9, Nov. 3, 2007 @ PHX

**Plus/Minus:** +3, Nov. 9, 2006 @ VAN

**Goal Streak:** Three games, two times (last: Jan. 7-13, 2008; 3-3=6)

**Assist Streak:** Three games, Feb. 24-Mar. 3, 2008 (1-3=4)

**Point Streak:** Seven games, Jan. 7-20, 2008 (5-7=12)

**Penalty Shots:** None

### First NHL Game:

In a 5-3 ANA win, Oct. 5, 2005 @ CHI

### First NHL Point:

An assist in a 5-3 ANA win, Oct. 5, 2005 @ CHI

### First NHL Goal:

A goal (Markkanen) in a 4-2 ANA loss, Oct. 10, 2005 vs. EDM

### Milestones Achieved:

200th NHL game, Feb. 15, 2008 vs. DAL

100th NHL point, Dec. 29, 2007 @ CGY

### Milestones Within Reach:

36 assists to 100 NHL assists

41 goals to 100 NHL goals

77 points to 200 NHL points

Team	GP	G	A	Pts.	PIM
Anaheim	-	-	-	-	-
Atlanta	1	0	0	0	2
Boston	2	0	0	0	2
Buffalo	1	1	0	1	2
Calgary	12	3	3	6	24
Carolina	1	0	0	0	0
Chicago	11	4	7	11	11
Colorado	11	0	2	2	4
Columbus	11	4	2	6	6
Dallas	20	4	6	10	10
Detroit	11	2	3	5	17
Edmonton	12	5	4	9	8
Florida	2	1	2	3	0
Los Angeles	21	8	6	14	27
Minnesota	10	4	4	8	8
Montreal	-	-	-	-	-
Nashville	10	4	5	9	12
New Jersey	2	0	1	1	2
NY Islanders	2	1	0	1	0
NY Rangers	2	1	0	1	0
Ottawa	2	1	1	2	2
Philadelphia	2	0	1	1	2
Phoenix	18	5	5	10	28
Pittsburgh	2	2	0	2	2
San Jose	19	6	4	10	20
St. Louis	9	1	3	4	8
Tampa Bay	1	0	0	0	0
Toronto	1	1	2	3	0
Vancouver	10	0	3	3	14
Washington	2	1	0	1	2
<b>NHL Totals</b>	<b>208</b>	<b>59</b>	<b>64</b>	<b>123</b>	<b>213</b>

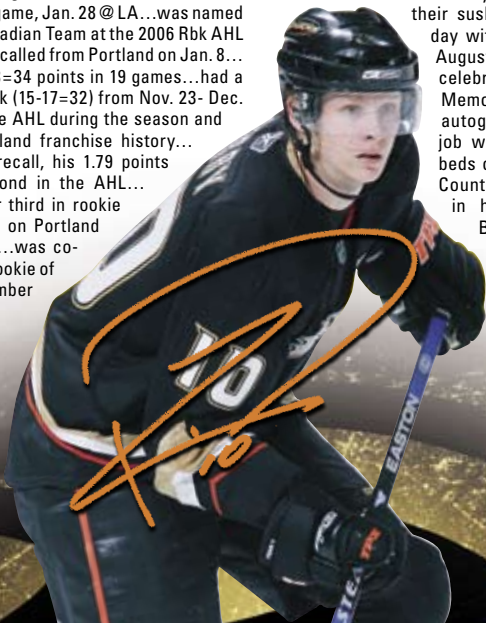
with a game-high five shots in Game 2 of the WCF, May 13 @ DET...scored the GWG and collected an assist in Game 3 of the CSF, Apr. 29 @ VAN...scored a goal (the first of his postseason career) in Game 5 of the CQF, Apr. 19 vs. MIN...was one of eight Ducks to play in all 82 regular season games...established single-season career highs in goals, assists and points...collected 3-8=11 points in the last 15 games of the season...had eight multiple-point games, including two three-point games...scored the shootout-winning goal, Feb. 17 @ LA...scored two goals (including the game-winner), the second multi-goal game of his career, and registered a season-high eight shots, Dec. 20 vs. DAL...**2005-06:** Appeared in his first NHL season...earned 0-3=3 points in 11 postseason games...ranked tied for second among rookies in PPA (2) during the post-season...collected his first career NHL playoff point in Game 3 of the CQF, Apr. 25 vs. CGY...made his NHL Playoff debut in Game 1 of the CQF, Apr. 21 @ CGY...collected 2-1=3 points (tying a rookie club record for most goals in a game) and recorded his first multiple-point NHL game, Jan. 28 @ LA...was named a starter for the Canadian Team at the 2006 Rbk AHL All-Star Classic...recalled from Portland on Jan. 8...with Portland: 16-18=34 points in 19 games...had a 17-game point streak (15-17=32) from Nov. 23-Dec. 31, the longest in the AHL during the season and the longest in Portland franchise history...at the time of his recall, his 1.79 points per game was second in the AHL...also ranked tied for third in rookie scoring and second on Portland in goals and points...was co-winner of the AHL Rookie of the Month for December

after scoring 12-12=24 points in 13 games...collected an assist, tying the Anaheim rookie record with eight shots on goal, Oct. 14 vs. CBJ...scored his first career NHL goal, Oct. 10 vs. EDM...recorded his first career NHL point (assist on Selanne's PPG goal) in his first career NHL game on Oct. 5 @ CHI.

## PERSONAL:

Resides in Newport Beach during the season... spends his summers in Peterborough and London, Ontario...involved with raising funds for Wellspring London, a non-profit organization that offers psychological, emotional, social, spiritual and informational support to individuals and families living with cancer...hosted a golf tournament last summer and presented a check to Wellspring for the proceeds raised...enjoys watching "Prison Break"... considers himself an expert at playing MLB on Playstation 3...if he was ever cast on a reality show, he'd pick "Big Brother" as he's rarely missed an episode over the last two years...likes to dine at

The Cannery in Newport Beach for their sushi rolls...received his day with the Stanley Cup in August 2007, holding a public celebration at Peterborough Memorial Arena and signing autographs...had his first job working nights loading beds onto trucks at a Sleep Country Warehouse store in his hometown...cites Bon Jovi as the best concert he's ever attended.



## REGULAR SEASON

## PLAYOFFS

Season	Team	League	GP	G	A	Pts.	PIM	+/-	GP	G	A	Pts.	PIM
2001-02	London	OHL	67	28	31	59	56	-	12	2	3	5	30
2002-03	London	OHL	67	25	53	78	145	-	14	7	16	23	27
2003-04	London	OHL	66	40	73	113	98	-	15	7	15	22	20
	Cincinnati	AHL	-	-	-	-	-	-	3	1	1	2	4
2004-05	London	OHL	60	47	83	130	117	-	18	11	27	38	46
2005-06	Portland	AHL	19	16	18	34	32	-	1	1	0	1	0
	<b>ANAHEIM</b>	<b>NHL</b>	<b>56</b>	<b>13</b>	<b>12</b>	<b>25</b>	<b>50</b>	<b>+1</b>	<b>11</b>	<b>0</b>	<b>3</b>	<b>3</b>	<b>16</b>
2006-07	<b>ANAHEIM</b>	<b>NHL</b>	<b>82</b>	<b>17</b>	<b>27</b>	<b>44</b>	<b>55</b>	<b>+12</b>	<b>21</b>	<b>6</b>	<b>9</b>	<b>15</b>	<b>37</b>
2007-08	<b>ANAHEIM</b>	<b>NHL</b>	<b>70</b>	<b>29</b>	<b>25</b>	<b>54</b>	<b>108</b>	<b>+12</b>	<b>3</b>	<b>2</b>	<b>1</b>	<b>3</b>	<b>8</b>
<b>NHL Totals</b>			<b>208</b>	<b>59</b>	<b>64</b>	<b>123</b>	<b>213</b>	<b>+25</b>	<b>35</b>	<b>8</b>	<b>13</b>	<b>21</b>	<b>61</b>

# CHRIS PRONGER



**SHOOTS:** Left    **HT:** 6-6    **WT:** 214    **AGE:** 33; turns 34 on Oct. 10, 2008  
**BORN:** Oct. 10, 1974; Dryden, Ontario    **HOMETOWN:** Dryden, Ontario  
**ACQUIRED:** From Edmonton in exchange for Joffrey Lupul, Ladislav Smid, a first-round selection in the 2007 NHL Entry Draft, a second-round selection in the 2008 NHL Entry Draft and a conditional draft pick, July 3, 2006.  
**DRAFTED:** By Hartford in the first round (second overall) of the 1993 NHL Entry Draft

## 2007-08 REAL TIME

TOI/GM	SHFT/GM	FO% (FW/FL)
26:00	28.2	57.1% (4/3)

## 2007-08:

Appeared in his 15th NHL season, second with Anaheim...ranks fifth among all-time Anaheim defensemen in points (102) and assists (77)... finished the regular season ranked sixth in the NHL in avg. TOI (26:00)...played 30+ minutes on eight occasions in 2007-08...had 11-25=36 points in the last 57 contests...missed eight games due to suspension, Mar. 15-Apr. 5...was sidelined for two games with a jaw fracture, Feb. 29-Mar. 3 (suffered the injury on Feb. 24 vs. CHI)...was named to his sixth All-Star Game and his first as a Duck on Jan. 10...his previous five appearances were all with St. Louis (1999-02 and 2004)...scored a goal and collected an assist, Feb. 17 vs. CGY (the goal was his 100th point as a Duck)...in his 900th career NHL game, scored the GWG in OT for a 4-3 Ducks victory, Dec. 10 @ CBJ...tied his career high with two goals (2-0=2; 14th time), Nov. 23, PHX...matched his season high with three points on Nov. 7 vs. PHX (0-3=3) and Nov. 3 @ PHX (0-3=3)...recorded his 400th career assist as part of a season-high three-point night (0-3=3), Oct. 15 vs. DET...**PLAYOFFS:**

Appeared in all six CQF games against DAL, scoring 2-3=5 points...finished tied with Ryan Getzlaf for the team lead in postseason scoring...both goals were scored on the power play in Game 3 of the CQF, a 4-2 victory on Apr. 15 @ DAL.

## CAREER:

Is under contract through the 2009-10 season (signed a five-year deal in the summer of 2005 with EDM)...was acquired by EDM from STL in exchange for Eric Brewer, Doug Lynch and Jeff Woywitka, Aug. 2, 2005... Pronger's teams have made the playoffs 12 straight seasons (nine w/STL, one w/EDM and two w/ANA)...has represented Team Canada on several occasions, including three Olympic Games (1998, 2002 & 2006)... was alternate captain for the 2002 gold medal-winners at Salt Lake...also played for Canada at the World Cup in 1996 and 2004...also represented Canada at the 1992 World Jr. Championships...**2006-07:** Won his first Stanley Cup in his first season with Anaheim...among playoff leaders, fin-

## NHL HIGHLIGHTS

## PRONGER VS. NHL

### NHL Career Hat Tricks:

None

### NHL Career Multiple-Point Games:

126 (14 multiple-goal, 79 multiple-assist)

### NHL Career Highs:

**Goals:** 2, 14 times (last: Nov. 23, 2007 vs. PHX)

**Assists:** 4, two times (last: Dec. 31, 2005 w/EDM @ CGY)

**Points:** 4, six times (last: Dec. 31, 2005 w/EDM @ CGY)

**PIM:** 27, Feb. 12, 2002 w/STL vs. ATL

**TOI:** 37:17, Dec. 16, 2000 w/STL vs. DET

**Shots:** 10, Dec. 14, 1999 w/STL vs. CGY

**Plus/Minus:** +5, Dec. 30, 2001 w/STL vs. NSH

**Goal Streak:** Three games, Mar. 11-14, 1997 (3 goals)

**Assist Streak:** Seven games, Dec. 30, 2000-Jan. 10, 2001 (1-9=10)

**Point Streak:** Seven games, Dec. 30, 2000-Jan. 10, 2001 (1-9=10)

**Penalty Shots:** None (is 1-for-1 in playoffs - SCF vs. CAR)

### First NHL Game:

In a 4-3 HFD loss, Oct. 6, 1993 @ MTL

### First NHL Point:

An assist in a 5-2 HFD loss, Oct. 9, 1993 vs. PHI

### First NHL Goal:

A goal (Hexhall) in a 5-3 HFD loss, Nov. 6, 1993 @ NYI

### Milestones Achieved:

900th NHL game, Dec. 10, 2007 @ CBJ

100th NHL goal, Jan. 25, 2006 w/EDM @ ANA

400th NHL assist, Oct. 15, 2007 vs. DET

500th NHL point, Feb. 15, 2007 @ PHX

100th point as a Duck, Feb. 17, 2008 vs. CGY

### Milestones Within Reach:

23 assists to 100 assists as a Duck


60 appearances to 1,000 NHL career games

62 appearances to 200 games as a Duck

Team	GP	G	A	Pts.	PIM
Anaheim	37	6	21	27	68
Atlanta	6	0	3	3	33
Boston	24	2	10	12	45
Buffalo	24	3	8	11	68
Calgary	44	11	32	43	55
Carolina	14	2	8	10	34
Chicago	50	7	21	28	80
Colorado	53	5	22	27	58
Columbus	23	6	11	17	24
Dallas	50	7	15	22	63
Detroit	53	9	24	33	98
Edmonton	39	4	19	23	76
Florida	21	3	4	7	21
Los Angeles	47	4	23	27	106
Minnesota	24	2	6	8	30
Montreal	22	2	7	9	27
Nashville	37	8	24	32	30
New Jersey	20	2	4	6	12
NY Islanders	20	4	9	13	16
NY Rangers	23	5	7	12	28
Ottawa	22	1	9	10	14
Philadelphia	22	1	14	15	16
Phoenix	54	14	31	45	99
Pittsburgh	25	2	16	18	53
San Jose	51	10	27	37	54
St. Louis	13	2	6	8	12
Tampa Bay	21	1	9	10	16
Toronto	31	2	12	14	33
Vancouver	47	4	17	21	80
Washington	23	2	8	10	20
<b>NHL Totals</b>	<b>940</b>	<b>131</b>	<b>427</b>	<b>558</b>	<b>1369</b>



ished tied for first in plus/minus (+10), tied for third in PPA, fourth in avg. TOI, tied for fourth in assists and tied for seventh in scoring...ranked second among NHL defensemen and tied for second overall on the Ducks in postseason scoring...set club records for goals, assists and points by defenseman in a postseason...finished tied for second in club history for most points in a single playoff season...had a five-game point streak (2-5=7) from Apr. 13-25, the longest by a Duck in the 2007 postseason...played over 30 minutes 10 times in the playoffs...finished the regular season ranked tied for sixth among NHL defensemen in points, sixth in assists and first in points per game (.89)...ranked fourth overall in the NHL in TOI (27:05)...led the Ducks in plus/minus...was two points shy of his career high for assists in a season (48, 1999-00 with STL)...was a plus-or-even player in 58 of 66 games (+27 total)...broke the club record for highest plus/minus by a



defenseman in a season (Salei in 2005-06, Olausson in 1998-99 and Dallas in 1996-97, all with +17)...recorded his 500th NHL point, Feb. 15 @ PHX...missed seven games with a broken toe (Mar. 7-22) and nine games with a broken foot (Jan. 2-19)...set a then club record for TOI with 33:01, Nov. 1 vs. NYR...**2005-06:** Led Edmonton to the 2006 Stanley Cup Final...scored 5-16=21 points in the playoffs, the most points scored by an NHL defenseman in the postseason since Brian Leetch had 34 points for the 1994 NY Rangers...his playoff point total also led the Oilers and ranked third overall in the NHL...ranked first in the NHL in playoff TOI with 30:57 minutes per game...played over 40 minutes twice in the playoffs...tallied 1-1=2 points in Game 1 of the SCF @ CAR, including the first penalty shot goal in SCF history (there had been eight previous penalty shots taken in Final history,

## REGULAR SEASON

## PLAYOFFS

Season	Team	League	GP	G	A	Pts.	PIM	+/-	GP	G	A	Pts.	PIM
1991-92	Peterborough	OHL	63	17	45	62	90	-	10	1	8	9	28
1992-93	Peterborough	OHL	61	15	62	77	108	-	21	15	25	40	51
1993-94	HARTFORD	NHL	81	5	25	30	113	-3	-	-	-	-	-
1994-95	HARTFORD	NHL	43	5	9	14	54	-12	-	-	-	-	-
1995-96	ST. LOUIS	NHL	78	7	18	25	110	-18	13	1	5	6	16
1996-97	ST. LOUIS	NHL	79	11	24	35	143	+15	6	1	1	2	22
1997-98	ST. LOUIS	NHL	81	9	27	36	180	+47	10	1	9	10	26
1998-99	ST. LOUIS	NHL	67	13	33	46	113	+3	13	1	4	5	28
1999-00	ST. LOUIS	NHL	79	14	48	62	92	+52	7	3	4	7	32
2000-01	ST. LOUIS	NHL	51	8	39	47	75	+21	15	1	7	8	32
2001-02	ST. LOUIS	NHL	78	7	40	47	120	+23	9	1	7	8	24
2002-03	ST. LOUIS	NHL	5	1	3	4	10	-2	7	1	3	4	14
2003-04	ST. LOUIS	NHL	80	14	40	54	88	-1	5	0	1	1	16
2004-05			DID NOT PLAY										
2005-06	EDMONTON	NHL	80	12	44	56	74	+2	24	5	16	21	26
2006-07	ANAHEIM	NHL	66	13	46	59	69	+27	19	3	12	15	26
2007-08	ANAHEIM	NHL	72	12	31	43	128	-1	6	2	3	5	12
<b>NHL Totals</b>			<b>940</b>	<b>131</b>	<b>427</b>	<b>558</b>	<b>1369</b>	<b>+153</b>	<b>134</b>	<b>20</b>	<b>72</b>	<b>92</b>	<b>274</b>
<b>Anaheim Totals</b>			<b>138</b>	<b>25</b>	<b>77</b>	<b>102</b>	<b>197</b>	<b>+26</b>	<b>25</b>	<b>5</b>	<b>15</b>	<b>20</b>	<b>38</b>

# CHRIS PRONGER

none resulting in goals)...collected a team record-tying three assists in one period (second) in Game 5 of the CQF, Apr. 29 @ DET...played a game-high 47:17 in Game 3 of the CQF, Apr. 25 vs. DET...in the regular season, led Oilers defensemen in points with 12-44=56...was fourth in the NHL in TOI (27:59)...ranked fourth in defensemen power play scoring and 15th overall with 10-32=42 points...led the Oilers in TOI in 76 of 82 games, including a season-high 33:06 Jan. 19 @ SJ...recorded 12 multiple-point games, including a pair of two-goal games...tied his career high for points (fourth time) and assists (second time) with 0-4=4 points, Dec. 31 @ CGY...**2004-05:** Did not play...**2003-04:** Led Blues defensemen and tied for second in the NHL with 54 points...ranked second in the NHL in TOI (27:27)...named to the All-Star Game for the fifth time...finished third in Norris Trophy voting behind S. Niedermayer and Z. Chara...tied his career high with 14 goals...played his 700th career NHL game, Feb. 16 vs. PHX...tallied his 300th NHL assist on

Mar. 9 vs. NYI and 400th NHL point on Apr. 3 @ NSH...moved into third place on the Blues all-time playoff games played list (83) in Game 3 of the CQF vs. SJ...**2002-03:** Missed the majority of the season (77 games) after off-season wrist and knee surgery...played in his first game on Mar. 29 vs. DET, scoring a goal...recorded his 50th career playoff point in Game 4 of the CQF, Apr. 16 vs. VAN...**2001-02:** Scored 7-40=47 points, tying for eighth among NHL defensemen...led the Blues and ranked 16th in the NHL with a +23 rating...played his 600th career NHL game, Jan. 8 @ SJ...appeared in his 500th game as a Blue, Mar. 14 @ LA...selected to the All-Star Game for the fourth time, third as a starter...**2000-01:** Played in a then career high 15 playoff games as the Blues advanced to the WCF...did not play in the 2001 All-Star Game due to injury...was sixth on the Blues in scoring (47) and third in plus/minus (+21) despite missing 31 games due to injury...averaged nearly one point per game





(0.9) with 47 points in 51 games...**1999-00:** Won both the Hart (MVP) and Norris Trophy (top defenseman), marking the first time the same player has won both since Bobby Orr in 1972...led the Blues and all NHL defensemen with 48 assists (second among NHL defensemen with 62 points)...also led the NHL with a +52 rating...played his 500th NHL game, Mar. 20 vs. WSH...recorded his 200th NHL point on Dec. 10 @ CHI...**1998-99:** Recorded 12 multi-point games with St. Louis, including a trio of three-point contests...played his 300th game with the Blues, Apr. 7 @ WSH...played in his 400th NHL game, Jan. 21 vs. TOR...**1997-98:** Named the 16th and youngest captain in Blues history on Sept. 27...led the NHL with a +47 rating...was a finalist for the Norris Trophy...had his 100th career NHL assist, Apr. 4 vs. COL...had 10 points (1-9=10) in 10 playoff games...**1996-97:** Led St. Louis with a +15 rating...helped the Blues to the playoffs for the second straight year, a streak that would reach 10 seasons before he was traded to Edmonton...had seven multi-point games...**1995-96:** Played in his first season in St. Louis...was acquired by the Blues from Hartford in exchange for Brendan Shanahan, July 27, 1995...ranked second among Blues defensemen with 25 points (7-18=25)...added six points in the postseason (1-5=6)...**1994-**

**95:** Completed his second season with Hartford in the lockout-shortened season...had 14 points in 43 regular season games...**1993-94:** Appeared in his rookie season with Hartford...was named to the NHL All-Rookie Team and won the club's Most Valuable Defenseman Award...led all Whalers defensemen with 30 points (5-25=30)...played in his first NHL game on Oct. 6, 1993 @ MTL...recorded his first NHL point, Oct. 9, 1993 vs. PHI...scored his first NHL goal, Nov. 6, 1993 @ NYI...**Miscellaneous:** Was named to the OHL's First All-Star Team and Canadian Major Junior's First All-Star Team in 1993...also named Canadian Major Junior's Defenseman of the Year in 1993.

### PERSONAL:

Chris and his wife Lauren celebrated the birth of daughter Lilah Marie in July 2008...the couple also has two sons, Jack (6) and George (4)...the family lives in Irvine...has done extensive work with Orange County charities and sat on the board of Children's Hospital St. Louis...also active with Children's Miracle Network...enjoys vacationing in Cabo San Lucas with his family...his brother Sean was a member of the Ducks from 1996-98 and also resides in Southern California with his family.



# MATHIEU SCHNEIDER

**SHOOTS:** Left    **HT:** 5-11    **WT:** 192    **AGE:** 39; turns 40 on June 12, 2009  
**BORN:** June 12, 1969; New York, New York    **HOMETOWN:** Manhattan Beach, California  
**ACQUIRED:** Signed as a free agent on July 1, 2007  
**DRAFTED:** By Montreal in the third round (44th overall) of the 1987 NHL Entry Draft

## 2007-08 REAL TIME

TOI/GM	SHFT/GM	FO% (FW/FL)
22:17	23.6	0% (0/0)

## 2007-08:

Appeared in his 20th NHL season, his first with Anaheim...recorded a plus-or-even rating in 32 straight games (+17) from Dec. 18-Mar. 5, the longest streak in the league in 2007-08...with a +22 during the regular season, has recorded a +89 rating since the start of the 2003-04 season, the third-highest mark in the NHL...trails only Nicklas Lidstrom (+120) and Marek Malik (+102) during that stretch...is one of only six NHL defensemen to have a plus rating in each of the last seven seasons (+94 total), joining teammate Sean O'Donnell (+69), Lidstrom (+182), Brian Rafalski (+106), Wade Redden (+135), and Chris Phillips (+105)...scored two goals (2-0=2) on four shots, Mar. 30 vs. DAL...his two goals marked his first multi-goal game since Oct. 11, 2006 w/DET vs. PHX when he scored the second hat trick of his career (3-1=4)...it also marked his 15th career multi-goal game...became the sixth U.S.-born defenseman to reach 700 career NHL points with his assist on Scott Niedermayer's first-period goal, Mar. 28 vs. SJ...scored the GWG in the shootout, helping lead Anaheim to a 2-1 victory on Mar. 26 vs. LA...collected 1-2=3 points for his third three-point game of the season, Mar. 15 vs. STL...led the Ducks with 1-1=2 points in his second game back from a wrist injury, Feb. 7 @ NYR...missed two games with a sprained

left wrist, Feb. 1-2...tied his season high with a three-game scoring streak (1-3=4), Jan. 15-20...scored the game-winning OT goal, the third of his career, Dec. 19 vs. COL...scored his 204th career NHL goal, surpassing Gary Suter and giving him sole possession of fifth place on the all-time goals list among U.S.-born NHL defensemen, Dec. 7 @ CHI...made his Ducks debut in a 2-1 shootout victory, Nov. 1 vs. CBJ...scored the lone goal of the shootout, marking his first career shootout attempt...missed the first 13 games of the regular season recovering from a non-displaced fracture in his left ankle...suffered the injury in the second period of his preseason debut, Sept. 15 @ LA...  
**PLAYOFFS:** Appeared in his 13th Stanley Cup Playoffs, playing in all six CQF games vs. DAL...scored his lone goal of the playoffs, the 10th of his postseason career, in Game 4 of the CQF on Apr. 17 @ DAL.

## CAREER:

Signed a two-year contract with Anaheim, July 1, 2007...**2006-07:** Appeared in his 19th NHL season, his fourth with Detroit...played in 11 playoff games with the Red Wings, scoring 2-4=6 points...collected 1-1=2 points, including the game-winning OT goal in Game 4 of the CSF, May

## NHL HIGHLIGHTS

## SCHNEIDER VS. NHL

### NHL Career Hat Tricks:

2 (last: Oct. 11, 2006 w/DET vs. PHX)

### NHL Career Multiple-Point Games:

143 (15 multiple-goal, 81 multiple-assist)

### NHL Career Highs:

**Goals:** 3, two times (last: Oct. 11, 2006 w/DET vs. PHX)

**Assists:** 3, six times (last: Feb. 24, 2007 w/DET @ NSH)

**Points:** 4, three times (last: Oct. 11, 2006 w/DET vs. PHX; 3-1-4)

**PIM:** 17, two times (last: Apr. 15, 1999 w/NYR @ OTT)

**TOI:** 31:37, Mar. 24, 2001 w/LA vs. ANA

**Shots:** 9, two times (last: Oct. 29, 1996 w/TOR vs. LA)

**Plus/Minus:** +5, Nov. 10, 1998 w/NYR @ TB

**Goal Streak:** 4 games, Jan. 18-24, 2006 (4-1=5)

**Assist Streak:** 9 games, Dec. 5-22, 2006 (0-12=12)

**Point Streak:** 12 games, Nov. 27-Dec. 22, 2006 (2-13=15)

**Penalty Shots:** None

### First NHL Game:

In a 2-2 MTL tie, Oct. 8, 1987 @ PHI

### First NHL Point:

An assist in a 5-3 MTL loss, Dec. 30, 1989 @ CGY

### First NHL Goal:

A goal (McLean) in a 5-3 MTL win, Jan. 7, 1990 vs. VAN

### Milestones Achieved:

1,100th NHL game, Jan. 2, 2007 w/DET vs. ANA

200th NHL goal, Mar. 6, 2007 w/DET vs. NSH

400th NHL assist, Dec. 6, 2005 w/DET vs. NJ

700th NHL point, Mar. 28, 2008 vs. SJ

### Milestones Within Reach:

3 appearances to 1,200 NHL games

10 assists to 500 NHL assists

35 appearances to 100 games as a Duck

Team	GP	G	A	Pts.	PIM
Anaheim	35	6	14	20	40
Atlanta	11	5	8	13	12
Boston	49	5	20	25	65
Buffalo	53	9	18	27	76
Calgary	43	11	16	27	46
Carolina	56	10	19	29	68
Chicago	50	7	20	27	34
Colorado	67	17	28	45	70
Columbus	29	5	10	15	4
Dallas	54	13	29	42	45
Detroit	38	7	12	19	18
Edmonton	48	6	14	20	40
Florida	27	7	7	14	20
Los Angeles	37	4	15	19	49
Minnesota	25	3	13	16	16
Montreal	15	1	4	5	10
Nashville	36	7	18	25	44
New Jersey	41	4	12	16	22
NY Islanders	36	10	9	19	30
NY Rangers	36	8	24	32	36
Ottawa	34	7	17	24	47
Philadelphia	40	6	8	14	30
Phoenix	52	14	24	38	42
Pittsburgh	40	8	21	29	36
San Jose	50	10	22	32	46
St. Louis	58	6	32	38	56
Tampa Bay	24	3	13	16	53
Toronto	25	4	14	18	18
Vancouver	50	8	19	27	49
Washington	38	1	10	11	43
<b>NHL Totals</b>	<b>1197</b>	<b>212</b>	<b>490</b>	<b>702</b>	<b>1165</b>



2 @ SJ...it was the first postseason OT goal of his career...appeared in his 100th career postseason game, Apr. 28 vs. SJ...missed Detroit's last seven postseason games with a broken wrist suffered in Game 5 of the CSF, May 5 vs. SJ...at the time of his injury, was fourth overall and second among defensemen in Red Wings scoring...during the regular season, set a career high in assists and amassed the second-highest point total of his career... finished tied for third among NHL defensemen in PPA and 14th in assists and points... was tied for first on the Red Wings in PIM and ranked second among club defensemen scoring and avg. TOI... had a career-high 12-game point streak (2-13=15) from Nov. 27-Dec. 22, the longest by an NHL defenseman since 1996-97 (Leetch, 14 games)...it was tied for the fifth-longest point streak in the NHL in 2006-07...also recorded a career-best nine-game assist streak (0-12=12) from Dec. 5-22, tied for the third-longest



in NHL...scored his 200th NHL goal on Mar. 6 vs. NSH, becoming the 18th defenseman (sixth American born) in NHL history to reach the mark... earned 3-1=4 points with a +3 rating on Oct. 11 vs. PHX, tying a career high for points in a game...became the oldest defenseman in NHL history to record a hat trick, which was the second of his career...tallied 0-3=3 points on two occasions (Dec. 9 @ TOR and Feb. 24 @ NSH), marking the fifth and sixth three-assist games of his career...recorded a four-game point streak, Feb. 11-17 (2-4=6)...missed 10 games (Jan. 13-30) with a knee injury... missed three games (Nov. 1-4) with a sore groin...missed a game with an elbow injury, Apr. 3 vs. CBJ...**2005-06:** Set career highs in goals and points...led all Detroit defensemen in goals and finished second in defensemen scoring...also led the Red Wings with a +33 rating...ranked third on the club in PPG (11)... played in his 1,000th game, Oct. 21, 2005 vs.

## REGULAR SEASON

## PLAYOFFS

Season	Team	League	GP	G	A	Pts.	PIM	+/-	GP	G	A	Pts.	PIM
1987-88	Cornwall	OHL	48	21	40	61	83	-	11	2	6	8	14
	MONTREAL	NHL	4	0	0	0	2	-1	-	-	-	-	-
	Sherbrooke	AHL	-	-	-	-	-	-	3	0	3	3	12
1988-89	Cornwall	OHL	59	16	57	73	96	-	18	7	20	27	30
1989-90	MONTREAL	NHL	44	7	14	21	25	+2	9	1	3	4	31
	Sherbrooke	AHL	28	6	13	19	20	-	-	-	-	-	-
1990-91	MONTREAL	NHL	69	10	20	30	63	+7	13	2	7	9	18
1991-92	MONTREAL	NHL	78	8	24	32	72	+10	10	1	4	5	6
1992-93	MONTREAL	NHL	60	13	31	44	91	+8	11	1	2	3	16
1993-94	MONTREAL	NHL	75	20	32	52	62	+15	1	0	0	0	0
1994-95	MONTREAL	NHL	30	5	15	20	49	-3	-	-	-	-	-
	NY ISLANDERS	NHL	13	3	6	9	30	-5	-	-	-	-	-
1995-96	NY ISLANDERS	NHL	65	11	36	47	93	-18	-	-	-	-	-
	TORONTO	NHL	13	2	5	7	10	-2	6	0	4	4	8
1996-97	TORONTO	NHL	26	5	7	12	20	+3	-	-	-	-	-
1997-98	TORONTO	NHL	76	11	26	37	44	-12	-	-	-	-	-
1998-99	NY RANGERS	NHL	75	10	24	34	71	-19	-	-	-	-	-
1999-00	NY RANGERS	NHL	80	10	20	30	78	-6	-	-	-	-	-
2000-01	LOS ANGELES	NHL	73	16	35	51	56	0	13	0	9	9	10
2001-02	LOS ANGELES	NHL	55	7	23	30	68	+3	7	0	1	1	18
2002-03	LOS ANGELES	NHL	65	14	29	43	57	0	-	-	-	-	-
	DETROIT	NHL	13	2	5	7	16	+2	4	0	0	0	6
2003-04	DETROIT	NHL	78	14	32	46	56	+22	12	1	2	3	8
2005-06	DETROIT	NHL	72	21	38	59	86	+33	6	1	7	8	6
2006-07	DETROIT	NHL	68	11	41	52	66	+12	11	2	4	6	16
2007-08	ANAHEIM	NHL	65	12	27	39	50	+22	6	1	0	1	8
<b>NHL Totals</b>			<b>1197</b>	<b>212</b>	<b>490</b>	<b>702</b>	<b>1165</b>	<b>+73</b>	<b>109</b>	<b>10</b>	<b>43</b>	<b>53</b>	<b>151</b>
<b>Anaheim Totals</b>			<b>65</b>	<b>12</b>	<b>27</b>	<b>39</b>	<b>50</b>	<b>+22</b>	<b>6</b>	<b>1</b>	<b>0</b>	<b>1</b>	<b>8</b>



# MATHIEU SCHNEIDER

ANA...became the 11th American-born defenseman to appear in 1,000 games...recorded the first hat trick of his career, Nov. 26 @ SJ...also matched a career high for points in a single game (3-1=4) the same night...recorded his 400th NHL assist, Dec. 6 vs. NJ...posted a career-high four-game goal streak, Jan. 18-24...matched a career high in assists, collecting 0-3=3 points on Mar. 4 @ PHX...played in all six of Detroit's postseason contests and led the team in scoring...missed 10 games with a groin injury...**2004-05:** Did not play...**2003-04:** Missed two games due to a hip flexor injury and two games due to suspension...posted a career-best four GWG...finished with a then career-high +22 rating...played in all 12 of Detroit's postseason contests...scored the GWG in Game 2 of the CQF, Apr. 10 vs. NSH...**2002-03:** Was acquired by Detroit from Los Angeles in exchange for Sean Avery, Maxim Kuznetsov, a first-round selection in the 2003 NHL Entry Draft and a second-round selection in the 2004 NHL Entry Draft on Mar. 11...appeared in his second career NHL All-Star Game...played 65 games for the Kings, averaging 22:20 TOI...was tied for first in PPG (10)...led Los Angeles in defensemen scoring...played in his 900th NHL game, Mar. 8 vs. MTL...recorded his 500th NHL

point, Mar. 12 @ PHX...scored his first goal as a Red Wing, Apr. 3 vs. NY Islanders...recorded 50-or-more points in a single season for the third time in his career...appeared in all of Detroit's four postseason contests, going scoreless...**2001-02:** Finished second on the Kings in defensemen scoring...missed 23 games with a hernia injury...returned from injury on Jan. 2 vs. FLA...ranked second on the club in avg. TOI (22:25)...appeared in his 800th career game, Jan. 9 @ NYI...recorded his 300th NHL assist, Oct. 20 @ DET...in seven postseason contests, recorded 0-1=1 point...**2000-01:** Led all Kings defensemen in scoring with 16-35=51 points...was ninth in the NHL in scoring among defensemen...led Los Angeles in avg. TOI (23:04)...earned his 400th career point, Dec. 19 vs. ATL...appeared in 13 postseason contests with the Kings, leading the club with 0-9=9 points...**1999-00:** Finished the season first in scoring and goals among Rangers defensemen and second on the club in shots (228)...amassed 14 of his 30 points on the power play...**1998-99:** Scored his 100th career NHL goal (GWG), Jan. 26 @ WSH...ranked second on the Rangers in scoring among defensemen with 10-24=34 points...20 of his 34 points were PPP...**1997-98:** Led Toronto in defensemen scoring...






recorded his 200th career NHL assist in his 500th NHL game, Nov. 25 vs. S.J...recorded his 300th NHL point, Feb. 25 @ BUF...**1996-97:** Appeared in 26 games, collecting 5-7=12 points...missed 53 games due to a groin/abdominal injury...**1995-96:** Was selected to his first NHL All-Star Game... appeared in his 400th NHL game on Dec. 10 vs. PHI...was traded to Toronto by the Islanders, Mar. 13...scored his first goal as a Maple Leaf, Mar. 25 @ CGY...set career highs for assists (41) and points (54)...**1994-95:** Split the season between Montreal and the NY Islanders...was traded to the Islanders on Apr. 5...scored his first goal (GWG) as an Islander, Apr. 24 vs. BOS...collected his 200th career NHL point, Apr. 7 vs. NYR...**1993-94:** Ranked first among Montreal defensemen and fourth on the club in scoring...was second on the team in PPG and third in GWG...finished tied for fourth among league blueliners in PPG...appeared in one of Montreal's seven postseason contests, missing the last six due to a strained knee ligament...**1992-93:** Led club defensemen in scoring until missing the final 24 games of the regular season with a sprained ankle...scored a goal in Game 3 of the SCF, June 5 @ LA...won the first and only Stanley Cup of his career with Montreal on June 9...**1991-92:** Appeared in 78 games with the Canadiens... led club defensemen in goals and finished second in scoring...**1990-91:** Led all Montreal defensemen in scoring...appeared in 13 postseason contests, leading club defensemen in scoring with 2-7=9 points...**1989-90:** Split the season between

Montreal and Sherbrooke (AHL), playing in 44 games with the NHL club...recorded his first NHL goal, Jan. 7 vs. VAN (McLean)...**1988-89:** Spent the entire season with Cornwall (OHL), scoring 16-57=73 points...**1987-88:** Made his NHL debut with Montreal on Oct. 8 @ PHI...**Miscellaneous:** Has represented the United States twice at the Olympic Winter Games: 1998 in Nagano, Japan and 2006 in Turin, Italy...played for gold medal-winning Team USA at the 1996 World Cup...was a member of the US National Junior Team in 1988...named an OHL First All-Star for the 1987-88 and 1988-89 seasons.

### PERSONAL:

Mathieu and his wife Shannon have four children: Mathieu, Jr., Abigail, Micah and Ella...the family resides in Manhattan Beach...enjoys golf and tennis in his leisure time...lists sushi as his favorite food, frequenting Nobu and Katsuya in the Los Angeles area...grew up in New York City and tries to make it back as often as he can...says he most enjoys the city for the great restaurants, Broadway and the overall convenience it offers...considers himself the least superstitious player in the NHL as he has no pre-game rituals...winning the Stanley Cup with the Montreal Canadiens in 1993 was his greatest hockey moment...his favorite vacation spot is Florence, Italy where he has vacationed with his wife...lists alternative music as his favorite genre, with Counting Crows, Pearl Jam and Alice in Chains among his favorite bands.



# TEEMU SELANNE

**SHOOTS:** Right **HT:** 6-0 **WT:** 200 **AGE:** 38; turns 39 on July 3, 2009  
**BORN:** July 3, 1970; Helsinki, Finland **HOMETOWN:** Coto de Caza, California  
**DRAFTED:** By Winnipeg in the first round (10th overall) of the 1988 NHL Entry Draft  
**ACQUIRED:** Signed as a free agent Aug. 22, 2005

## 2007-08 REAL TIME

**TOI/GM** 18:07 **SHFT/GM** 21.3 **FO% (FW/FL)** 50.7% (34/33)

## 2007-08:

Appeared in his 16th NHL season, his ninth with Anaheim... became the franchise's all-time leading scorer on Feb. 17 vs. CGY, surpassing Paul Kariya's previous record of 300-369=669 points in an Anaheim uniform...was named the NHL's First Star of the Week for the week ending Feb. 24, collecting 5-2=7 points over a four-game stretch...upon his return, the Ducks went 20-5-1 with Selanne in the lineup, recording the best win percentage in the NHL following his season debut (.788)...registered five multi-point efforts in 2007-08, including three multi-goal games...scored two goals with a +2 rating and a game-high six shots, Apr. 5 @ LA...his first goal was just eight seconds after Joe DiPenta's goal, tying the club record for the fastest two goals scored...scored two goals (including one PPG), Mar. 22 @ PHX...his second goal moved him past Ron Francis (549) on the all-time goals list to give him sole possession of 23rd place...had a season-high five-goal streak (6-3-9) from Feb. 17-29, including a four-game goal streak from Feb. 20-29...registered his 20th career hat trick and collected two assists for 3-2=5 points, Feb. 24 vs. CHI...his five points matched a career high...also earned his 600th career NHL assist...the hat trick was the 25th in franchise history and his 11th with the Ducks...his three-goal evening also moved him past Maurice Richard (544) on the all-time goals list into 25th place...his five points marked the 10th time in franchise history the feat has been accomplished (five of those by Selanne)...collected an

assist, breaking the all-time franchise record for points in the process (314-356=670), Feb. 17 vs. CGY...scored his first goal of the season for his 669th career point as a Duck, tying the all-time franchise scoring record on Feb. 12 @ COL...the timing of his return to the Ducks on Feb. 5 @ NYI almost matched the date of his original Ducks debut, which occurred on Feb. 10, 1996, also at Nassau Coliseum (1-0=1)...**PLAYOFFS:** Played in all six CQF games vs. DAL, scoring 2-2=4 points...had a playoff-high 1-1=2 points and tied his playoff career high with eight shots (second time) in Game 5 of the CQF, Apr. 18 vs. DAL.

## CAREER:

Won his first Stanley Cup with Anaheim in 2007...has been named to 10 NHL All-Star Games...his 552 goals rank 23rd in NHL history, fourth among active players...is the Ducks' all-time leader in points (689), goals (325), plus/minus (+117), PPG (117), PPP (277), GWG (54), and OT goals (5)...won the inaugural 1999 Maurice "Rocket" Richard Trophy and 1993 Calder Memorial Trophy...won the Bill Masterton Memorial Trophy in 2006...has twice been named a First Team NHL All-Star (1993, 1997), twice named a Second Team All-Star (1998, 1999) and was chosen to be a member of the NHL's 1993 All-Rookie Team...is the Ducks' all-time points and goal scoring leader in the playoffs, having earned 22-25=47 points in 58 career playoff games with Anaheim...holds the record

## NHL HIGHLIGHTS

## SELANNE VS. NHL

**NHL Career Hat Tricks:** 20 (11 w/ANA; last: Feb. 24, 2008 vs. CHI)

**NHL Career Multiple-Point Games:** 307 (184 w/ANA; 109 multiple-goal, 130 multiple-assist)

### NHL Career Highs:

**Goals:** 4, two times (last: Dec. 15, 1995 w/WPG vs. EDM)

**Assists:** 5, Nov. 19, 2006 vs. PHX

**Points:** 5, eight times (last: Feb. 24, 2008 vs. CHI; 3-2=5)

**PIM:** 15, Dec. 5, 1992 w/WPG vs. MTL

**Shots:** 11, two times (last: Apr. 5, 1998 vs. CGY)

**Plus/Minus:** +5, two times (last: Oct. 19, 1999 @ WSH)

**Goal Streak:** 11 games, Oct. 21-Nov. 10, 1997 (17-1-18)

**Assist Streak:** Nine games, Dec. 29, 1995-Jan. 16, 1996 (12 assists)

**Point Streak:** 17 games, two times (once w/ANA & WPG)

**Penalty Shots:** 1-for-5 (last: Mar. 18, 2007 vs. LA; no goal vs. Garon)

**First NHL Game:** In a 4-1 WPG win, Oct. 6, 1992 vs. DET

**First NHL Point:** An assist in a 4-1 WPG win, Oct. 6, 1992 vs. DET

**NHL Goal:** A goal (Hackett) in a 4-3 WPG OT loss, Oct. 8, 1992 @ SJ

### Milestones Achieved:


- 1,000th NHL game, Dec. 31, 2006 @ MIN
- 500th game as a Duck, Nov. 28, 2006 @ EDM
- 500th NHL goal, Nov. 22, 2006 @ COL
- 301st goal as a Duck for new franchise record, Feb. 18, 2007 vs. LA
- 600th NHL assist, Feb. 24, 2008 vs. CHI
- 1,100th NHL point, Nov. 18, 2007 @ EDM
- 670th point as a Duck for new franchise record, Feb. 17, 2008 vs. CGY
- 108th PPG as a Duck for new franchise record, Mar. 16, 2007 vs. CHI

### Milestones Within Reach:

- 11 points to 700 points as a Duck
- 18 appearances to 600 games as a Duck
- 33 appearances to 1,100 NHL games
- 36 assists to 400 assists as a Duck
- 42 points to 1,200 career NHL points

Team	GP	G	A	Pts.	PIM
Anaheim	26	11	14	25	4
Atlanta	9	6	2	8	6
Boston	19	11	14	25	4
Buffalo	21	6	17	23	2
Calgary	58	36	34	70	28
Carolina	20	13	8	21	8
Chicago	54	23	30	53	18
Colorado	49	23	29	52	44
Columbus	23	11	16	27	8
Dallas	73	33	31	64	32
Detroit	54	17	30	47	22
Edmonton	62	41	34	75	26
Florida	16	10	5	15	6
Los Angeles	77	42	54	96	42
Minnesota	27	9	11	20	14
Montreal	19	6	15	21	15
Nashville	31	16	19	35	6
New Jersey	23	9	9	18	10
NY Islanders	19	8	8	16	6
NY Rangers	20	15	10	25	24
Ottawa	20	11	8	19	4
Philadelphia	17	14	10	24	2
Phoenix	59	32	34	66	24
Pittsburgh	17	11	19	30	10
San Jose	63	44	42	86	42
St. Louis	57	22	26	48	18
Tampa Bay	26	14	12	26	6
Toronto	29	12	13	25	12
Vancouver	58	29	36	65	24
Washington	21	17	16	33	2
<b>NHL Totals</b>	<b>1067</b>	<b>552</b>	<b>606</b>	<b>1158</b>	<b>469</b>

for most playoff appearances by a Duck with 58 games played (1997-08)...**2006-07:** Broke Anaheim's previous career playoff high in assists and points with 5-10=15 points in 21 playoff games (previously eight assists and 14 points in 2005-06)...finished tied for second in club history for most points in a single playoff season...tied for second in OT goals, tied for fifth in GWG, tied for seventh in scoring, tied for sixth in assists and tied for third in PPA...collected an assist, breaking Paul Kariya's previous all-time Ducks record for postseason points with 16-14=30 points, Apr. 13 vs. MIN...scored a goal, tying the franchise record for most career postseason points (also Paul Kariya, 14-15=29), Apr. 11 vs. MIN...became the oldest player in NHL history (age 36-or-older) to score 45+ goals in one season (finished with 48)...had his highest goal total (48) since 1997-98 (52) and highest point total (94) since 1998-99 (107)...among NHL leaders, ranked first in PPG, tied for first in GWG and road goals, third in goals, tied for fifth in OT goals and tied for 11th in points...led the Ducks in goals, points, PPG, GWG, OTG, shots and shooting percentage...tied his own franchise record for PPG in a season with 25 (also 1998-99)...was one of eight Ducks to play in all 82 games...marked the fourth time in his career he played every game in a season...had 27 multiple-point games, including one five-point game, two four-point games and 10 three-point games...



scored two goals on Mar. 16 vs. CHI, the first moving him past Frank Mahovlich into 26th place on the NHL's all-time goal scoring list...his second goal gave him the franchise record for PPG (108)...became the first NHL player age 35-or-older to record consecutive 40-plus goal seasons on Mar. 11 vs. VAN (2-1=3)...also became the only active player to record seven 40-plus goals seasons in a career...scored his 301st goal as a Duck, breaking the all-time franchise record previously held by Paul Kariya (300), Feb. 18 vs. LA...scored a goal in his 10th career NHL All-Star Game appearance, Jan. 24 @ DAL...scored a goal, his 1,100th career NHL point, Jan. 18 @ EDM...scored his 19th career hat trick with 3-0=3 points, Jan. 11 @ DAL...scored 2-1=3 points in his 1,000th career NHL game, Dec. 31 @ MIN...named NHL's First Star of the Month in November...led the NHL in scoring for the month of November with 10-13=23 points in 15 games...scored his 500th career goal, becoming the 36th player in NHL history to reach the milestone, Nov. 22 @ COL...scored 2-0=2 points (his 600th career point as a Duck), including his 45th career GWG as a Duck, the most in franchise history, Nov. 26 vs. CGY...collected 0 - 5 = 5 points, setting a career high for assists in a game and tying an Anaheim

## REGULAR SEASON PLAYOFFS

Season	Team	League	GP	G	A	Pts.	PIM	+/-	GP	G	A	Pts.	PIM
1992-93	WINNIPEG	NHL	84	76	56	132	45	+8	6	4	2	6	2
1993-94	WINNIPEG	NHL	51	25	29	54	22	-23	-	-	-	-	-
1994-95	Jokerit	Finland	20	7	12	19	6	-	-	-	-	-	-
	WINNIPEG	NHL	45	22	26	48	2	+1	-	-	-	-	-
1995-96	WINNIPEG	NHL	51	24	48	72	18	+3	-	-	-	-	-
	ANAHEIM	NHL	28	16	20	36	4	+2	-	-	-	-	-
1996-97	ANAHEIM	NHL	78	51	58	109	34	+28	11	7	3	10	4
1997-98	ANAHEIM	NHL	73	52	34	86	30	+12	-	-	-	-	-
	Finland	Olympics	5	4	6	10	8	-	-	-	-	-	-
1998-99	ANAHEIM	NHL	75	47	60	107	30	+18	4	2	2	4	2
1999-00	ANAHEIM	NHL	79	33	52	85	12	+6	-	-	-	-	-
2000-01	ANAHEIM	NHL	61	26	33	59	36	-8	-	-	-	-	-
	SAN JOSE	NHL	12	7	6	13	0	+1	6	0	2	2	2
2001-02	SAN JOSE	NHL	82	29	25	54	40	-11	12	5	3	8	2
	Finland	Olympics	4	3	0	3	2	-	-	-	-	-	-
2002-03	SAN JOSE	NHL	82	28	36	64	30	-6	-	-	-	-	-
2003-04	COLORADO	NHL	78	16	16	32	32	+2	10	0	3	3	2
2004-05													
			DID NOT PLAY										
2005-06	ANAHEIM	NHL	80	40	50	90	44	+28	16	6	8	14	6
	Finland	Olympics	8	6	5	11	4	-	-	-	-	-	-
2006-07	ANAHEIM	NHL	82	48	46	94	82	+26	21	5	10	15	10
2007-08	ANAHEIM	NHL	26	12	11	23	8	+5	6	2	2	4	6
<b>NHL Totals</b>			<b>1067</b>	<b>552</b>	<b>606</b>	<b>1158</b>	<b>469</b>	<b>+92</b>	<b>92</b>	<b>31</b>	<b>35</b>	<b>66</b>	<b>36</b>
<b>Anaheim Totals</b>			<b>582</b>	<b>325</b>	<b>364</b>	<b>689</b>	<b>280</b>	<b>+117</b>	<b>58</b>	<b>22</b>	<b>25</b>	<b>47</b>	<b>28</b>



# TEEMU SELANNE

club record for both assists and points, Nov. 19 vs. PHX...**2005-06:** Led the Ducks in goals (40), points (90), PPG (18), PPP (40) and plus/minus (28)...ranked second in shots (267) and tied for second in GWG (5)...among NHL leaders, ranked tied for 11th in goals and plus/minus, and tied for the 13th in points...won the Bill Masterton Memorial Trophy...was awarded the NHL's Offensive Player of the Week Award for the period ending Mar. 26 (4-6=10)...collected two assists, including his 300th as a Duck, Mar. 31 vs. DAL...had two goals, the second his 1,000th career NHL point, Jan. 30 vs. LA (became the 70th player all-time and seventh European to reach the milestone)...recorded two assists, passing Steve Rucchin for second place on the franchise all-time assist list, Jan. 26 @ SJ...played in his 900th career NHL game, Nov. 20 vs. VAN...with 0-2=2 points, became the second player in team history to record his 499th and 500th points as a Duck, Nov. 6 vs. MIN...scored a PPG in his 400th career game as a Duck, Oct. 19 @ STL...collected his 500th career NHL assist, becoming the 11th European-born-and-trained player to reach the plateau, Oct. 8 @ NSH...won a silver medal at the 2006 Winter Olympic Games, and was named best forward in the tournament (8 GP, 6-5=11, 4 PIM, +7) and to the Olympic Tournament All-Star team for his efforts...**2003-04:** Scored the GWG on Mar. 29 vs. LA with 5:09 remaining in the third period (70th career GWG)...scored the OT-GWG on Nov. 18 vs. ANA...signed as a free agent with Colorado, July 3, 2003...**2002-03:** Led San Jose in scoring and shots (253), and ranked tied for first in goals (28), third in PPG (7), second in assists (36) and PP (23), and first among forwards in TOI (19:13)...was nominated for the Bill Masterton Memorial Trophy by the Bay Area Chapter of the Professional Hockey Writers' Association...**2001-02:** Finished the playoffs ranked fourth on the Sharks in points (8) and second in goals (5) and shots (35)...scored the GWG in the third period of Game 5 of the CSF @ COL...in the regular season, finished first on the Sharks in goals (29) and PPG (9), second in shots (202) and PPP (21), and third in points (54)...finished tied for fourth in the NHL and first on the Sharks in GWG (8)...scored two goals and was a +2 as a starter for the West Team at the NHL All-Star Game on Feb. 2 @ LA, after leading all wingers on the World Team ballot...**2000-01:** Had two assists and a +2 rating in Game 5 of the CQF, Apr. 19 @ STL...played six playoff games, despite breaking his thumb in Game 1...posted his first hat trick (and GWG) with San Jose (18th career) on Mar. 29 vs. ANA...led Anaheim in goals (26), assists (33), points (59), GWG (5) at the time of the trade...played for the World All-Stars at the NHL All-Star Game in Colorado...**1999-00:** Among NHL leaders, ranked fifth in points (85), PPA (23), tied for fifth in PPP (31) and seventh in assists (52)...scored 1-1=2 points, including the GWG on Nov. 7 vs. EDM (marking his 500th NHL game)...scored his 321st career goal in that game, the sixth-highest goal total



in NHL history after 500 games...scored two goals and added an assist with a +5 rating (tying a club record) on Oct. 19 @ WSH...his +5 rating was his best with Anaheim and tied a career high...**1998-99:** Was the winner of the inaugural Maurice "The Rocket" Richard Trophy, awarded to the top NHL goal scorer...named a Second Team All-Star at the end of the season by the PHWA...among NHL leaders, ranked first in PPG (25) and PPP (54), second in points (107), fourth in assists (60) and fifth in PPA (29)...had a seven-game assist streak (5-9=14) from Mar. 26-Apr. 7, tying the longest assist streak in club history (set earlier in 1998-99 by Kariya)...had a career-tying 17-game point streak (15-14=29) from Feb. 3-Mar.

10, breaking his own club record of 15 games...recorded two goals and an assist Feb. 10 vs. PHI (his assist in that game marked his 600th NHL point)...scored a goal in the NHL All-Star Game, Jan. 24 @ TB...recorded his 300th NHL assist, Jan. 20 vs. NJ...missed seven total games with a strained right thigh in November and December...after the playoffs, played in 11 games for Team Finland at the 1999 World Championships in Norway...led Finland to the silver medal, scoring 3-8=11 points in the tournament...**1997-98:** Was voted a finalist for the Hart Trophy and the Lady Byng Trophy by the PHWA...finished third in the voting for the Hart and second for the Lady Byng...was also voted a Second Team NHL All-Star at right wing by the PHWA...tied with Peter Bondra for the league lead in goals (52) despite missing nine games due to injuries during the year...among league leaders, also ranked tied for first in GTG (3), third in GWG (10), fourth in shooting percentage (19.4%) and eighth in points (86) and shots (268)...became the fourth player in modern day NHL history (joining Brett Hull, Peter Bondra and Maurice Richard) to score at least 25% of his team's goals in one season (scored 52 of the 205 Anaheim goals; 25.4%)...broke season club records in goals (52), GWG (11) and GTG (3)...broke his own franchise record with his 52nd goal, Apr. 8 vs. EDM...scored his 50th goal of the season (first to 50 in NHL), Mar. 25 @ CHI...scored a goal in his 400th NHL appearance, Mar. 19 @ PHI...led Finland to the bronze medal at the Olympic Winter Games in Nagano, Japan...scored 4-6=10 points in the tournament, tying with teammate Saku Koivu (2-8=10) to lead all Olympic scorers...recorded his 100th assist as a Duck, Jan. 28 vs. CGY...picked up three assists on Jan. 22 @ COL (his third assist was his 200th point with Anaheim)...became the first European player in NHL history to record a hat trick and be named MVP of an All-Star Game, Jan. 18 in Vancouver...recorded his 500th career point with an assist, Jan. 12 @ LA...scored the GTG (also his 100th goal as a Duck), Jan. 4 @ FLA...recorded an 11-game goal streak (17-2=19) from Oct. 21-Nov. 10, establishing a new club record...posted a GWG or GTG in four straight contests from Oct. 25-30 to set a club record for consecutive game-deciding goals...**1996-97:** Was voted a



First Team NHL All-Star at right wing by the PHWA at the end of the regular season, including 46 first-place votes... finished the season ranked second in the league in goals (51) and points (109), fifth in shooting percentage (18.7%), tied for fifth in GWG (8), tied for eighth in PPP (32) and tied for ninth in assists (58)...was a finalist for the 1997 Lady Byng Trophy but was edged out by teammate Kariya... scored the first playoff goal in Mighty Ducks history on Apr. 16 in Game 1 vs. PHX...also scored the GWG in that contest...**1995-96:** Accrued a career high 68 assists...finished the season ranked among league leaders in scoring (tied for seventh with 108), assists (tied for ninth with 68), PPA (fourth with 39) and PPP (fifth with 48)...was a finalist for the Lady Byng Trophy...earned the first-ever Ducks' home hat trick and four-point game (3-1=4), Feb. 25 vs. SJ...**1994-95:** Finished 19th in NHL scoring with 22-26=48 points in 45 games...finished the season with only two PIM, the fewest in the NHL among players who appeared in 40-or-more games in 1994-95...**1993-94:** Severed his Achilles tendon on Jan. 26 at ANA and missed the remaining 34 games of the season...that snapped a consecutive games played streak at 135...scored his 100th NHL goal on Jan. 12 @ BUF in his 130th career NHL game, the second-fastest pace to 100 goals in NHL history (Mike Bossy, 100 goals in his first 129 games)...**1992-93:** Appeared in all 84 games, scoring 76-56=132 points...the 76 goals ranked tied for first in the NHL while his 132 points were good for fifth in the league...led all rookies in goals, PPG, GWG and points...won the Calder Memorial Trophy for NHL Rookie of the Year...was also named to the NHL's First All-Star Team at right wing... named *The Hockey News*, *Beckett* and *The Sporting News* Rookie of the Year...had 38 multiple-point games, including 10 three-point games, seven four-point games and one five-point game (2-3=5, Oct. 28 vs. CGY)...scored his 54th goal on Mar. 2 vs. QUE, breaking Mike Bossy's rookie goal-scoring record of 53...recorded his 110th point on Mar. 23 vs. TOR, breaking Peter Stastny's rookie point record of 109


points...ended the season with a career high (since tied) 17-game point streak (20-14=34), Mar. 9-Apr. 15...established a Jets record and then career high nine-game goal streak from Mar. 14-Apr. 1, scoring 14 goals in that span... named NHL Rookie of the Month for Oct., Jan., and Mar. (only player to receive the award more than once in 1992-93)...selected as NHL Player of the Month (along with Mogilny) for January (15 GP, 12-15=27)...recorded his first playoff hat trick on Apr. 23 vs. VAN (the first goal was also his first NHL playoff goal)...**Miscellaneous:** Has represented his home country on several of Finland's National Teams (1989 World Junior Championships; 1991 Canada Cup; 1991 World Championships; 1992 Olympic Winter Games; 1996 World Championships; 1996 World Cup; 1998 Olympic Winter Games; 1999 World Championships; 2002 Olympic Winter Games, 2003 World Championships, 2006 Olympic Winter Games)...also selected to Finnish National Team for the 1994 World Championships, but was unable to play due to an Achilles injury...played five seasons with Jokerit in Finnish League, scoring 33 or more goals in four of those seasons.

## PERSONAL:

Teemu and his wife Sirpa have three sons, Eemil, Eetu and Leevi, and welcomed their first daughter, Veera Johanna in December 2007...welcomed the Stanley Cup to his native Finland in August 2007...has a twin brother, Paavo...other brother's name is Panu...named the First Godfather to the Children's Hospital in Finland...is supportive of children's charities, including visits to the Children's Hospital of Orange County...spends his summers near Helsinki, Finland with his family...loves kids and was a kindergarten teacher in Finland for three years...served in the Finnish Army...his childhood idols were Guy Lafleur, Jari Kurri and Wayne Gretzky...a big fan of auto racing and car collecting...lists a Ferrari Enzo as his favorite automobile.



# BRIAN SUTHERBY



**SHOOTS:** Left    **HT:** 6-3    **WT:** 209    **AGE:** 26; turns 27 on March 1, 2009  
**BORN:** March 1, 1982; Edmonton, Alberta    **HOMETOWN:** Edmonton, Alberta  
**ACQUIRED:** From Washington in exchange for Anaheim's second-round selection in the 2009 NHL Entry Draft, Nov. 19, 2007  
**DRAFTED:** By Washington in the first round (26th overall) of the 2000 NHL Entry Draft

## 2007-08 REAL TIME

TOI/GM	SHFT/GM	FO% (FW/FL)
8:47	13.3	45.26% (124/150)

## 2007-08:

Appeared in his sixth NHL season, his first with Anaheim...following his acquisition from Washington on Nov. 19, the Ducks went 37-19-5 for 79 points in 61 games...logged more than 10:00 TOI in 16 of his 50 appearances...played in his 300th career NHL game, Mar. 26 vs. LA...recorded a season-high 13:25 TOI, Feb. 29 vs. CGY...earned his first point as a Duck (assist) in a 4-1 win, Feb. 7 @ NYR...missed seven games with a strained groin, Dec. 14-29...played 6:55 on Dec. 12 vs. VAN and posted a season-high four shots on goal after missing the previous four games with a groin strain (Dec. 5-10)...missed 11 games total throughout the course of the season due to the groin injury...made his Anaheim debut on Nov. 21 @ DAL, going scoreless with one shot in 5:14 TOI...scored his first goal of the season with Washington, Oct. 29 @ TOR...**PLAYOFFS:** Appeared in five of Anaheim's six CQF games against DAL, averaging 5:28 TOI...tied his playoff career high with two shots on net in Game 1 of the CQF, Apr. 10 vs. DAL.

## CAREER:

Signed a one-year contract, June 25, 2008...**2006-07:** Spent his second full season with the Capitals, serving as an alternate captain...among team lead-

ers, ranked tied for seventh in goals (7) and 11th in points (17)...also finished fourth in PIM (78)...six of his seven goals were scored at home...missed the final nine games of the regular season due to a hand injury suffered on Mar. 16 vs. TOR...scored his first career PPG, Feb. 27 vs. FLA...recorded three multiple-point games, including a two-assist night with a career high +3 rating on Nov. 4 @ PHI...**2005-06:** Set career highs in goals (14), assists (16), points (30) and appearances (76)...ranked seventh on the Capitals in goals and eighth in points...led all Washington regulars with a 16.5 shooting percentage...had five multi-point contests, including three in a four-game stretch (4-2=6) from Nov. 12-19...posted a career high three-game point streak (2-1=3), Dec. 14-18...had the first two-goal game of his career, Nov. 19 @ MTL...**2004-05:** Played the entire season with Portland (AHL), finishing fifth on the team in PIM (115) and sixth in points (29)...had three PPG and one SHG...established a season high with 0-3=3 points on Nov. 5 vs. Springfield...**2003-04:** Was limited to 30 games with Washington due to groin and lower back injuries...did not play after Jan. 7 due to a groin injury...tallied his second goal of the season and a season-best three shots in a 5-3 victory, Nov. 29 @ CBJ...missed five games with

## NHL HIGHLIGHTS

## SUTHERBY VS. NHL

### NHL Career Hat Tricks:

None

### NHL Career Multiple-Point Games:

9 (1 multiple-goal, 3 multiple-assist)

### NHL Career Highs:

**Goals:** 2, Nov. 19, 2005 w/WSH @ MTL

**Assists:** 2, three times (last: Nov. 4, 2006 w/WSH @ PHI)

**Points:** 2, nine times (last: Feb. 27, 2007 w/WSH vs. FLA; 1-1=2)

**PIM:** 17, two times (last: Nov. 27, 2007 @ VAN)

**TOI:** 22:49, Jan. 13, 2006 w/WSH @ ANA

**Shots:** 5, Dec. 18, 2005 w/WSH vs. FLA

**Plus/Minus:** +3, Nov. 4, 2006 w/WSH @ PHI

**Goal Streak:** Two games, three times (last: Feb. 20-21, 2007; 2-1=3)

**Assist Streak:** Two games, three times (last: Mar. 29-30, 2006; 0-2=2)

**Point Streak:** Three games, Dec. 14-18, 2005 (2-1=3)

**Penalty Shots:** None

### First NHL Game:

In a 6-1 WSH win, Oct. 6, 2001 vs. NJ

### First NHL Point:

A goal in a 6-2 WSH loss, Nov. 29, 2002 vs. OTT

### First NHL Goal:

A goal (Lalime) in a 6-2 WSH loss, Nov. 29, 2002 vs. OTT

### Milestones Achieved:

300th NHL game, Mar. 26, 2008 vs. LA

### Milestones Within Reach:


38 points to 100 NHL points

Team	GP	G	A	Pts.	PIM
Anaheim	5	0	0	0	2
Atlanta	20	0	3	3	38
Boston	13	0	2	2	4
Buffalo	11	2	2	4	7
Calgary	5	0	0	0	9
Carolina	20	0	4	4	20
Chicago	5	1	0	1	7
Colorado	5	0	0	0	15
Columbus	5	1	0	1	0
Dallas	10	0	1	1	13
Detroit	6	0	0	0	8
Edmonton	4	0	0	0	4
Florida	19	2	3	5	23
Los Angeles	9	1	0	1	6
Minnesota	5	0	0	0	6
Montreal	16	4	2	6	13
Nashville	3	0	1	1	0
New Jersey	15	2	2	4	20
NY Islanders	13	1	0	1	17
NY Rangers	14	1	3	4	32
Ottawa	13	1	2	3	6
Philadelphia	14	3	3	6	9
Phoenix	11	2	0	2	5
Pittsburgh	10	1	1	2	8
San Jose	7	1	1	2	9
St. Louis	6	0	0	0	2
Tampa Bay	18	2	3	5	6
Toronto	16	1	2	3	26
Vancouver	6	0	12	1	23
Washington	-	-	-	-	-
<b>NHL Totals</b>	<b>304</b>	<b>26</b>	<b>36</b>	<b>62</b>	<b>338</b>

a lower back strain, Nov. 8-15...scored his first goal of the campaign, Nov. 6 @ PHI...also played in six games with Portland, Dec. 20-31...**2002-03:** Played his rookie NHL season with Washington...appeared in five postseason games with the Capitals, going scoreless with 10 PIM...logged a playoff-high 8:32 TOI in his playoff debut in Game 1 of the CQF, Apr. 10, 2003 @ TB...Washington was eliminated by TB in the CQF in six games...played in 72 games during the regular season, scoring 2-7=9 points...recorded his first career multiple-point game (0-2=2) in a 3-2 win, Mar. 28 @ OTT...had a career high two-game assist streak (0-2=2), Jan. 10-11...registered the first two-game point streak of his career from Dec. 6-7 (1-1=2)...picked up his first NHL assist on Dec. 6 vs. ATL and scored his first NHL goal on Nov. 29 vs. OTT...started the season with Portland, scoring 0-5=5 points overall in five AHL games...helped Canada to a silver medal at the World Junior Championship in the Czech Republic...was tied for fourth on Team Canada with 3-3=6 points in seven games...**2001-02:** Made his NHL debut with Washington, appearing in seven games...was scoreless with 8:01 TOI in his first career NHL game, a 6-1 victory on Oct. 6 vs. NJ...was assigned to Moose Jaw on Oct. 22 and played the rest of the season in the WHL.

## PERSONAL:

Resides in his native Edmonton, Alberta during the offseason...has a 23-year-old brother and a 19-year-old sister...spends his summers golfing and fishing, his two most enjoyable hobbies...lists his father as his biggest hockey influence...supports the fight against epilepsy, donating his time and efforts to the cause...if he were cast on a reality show, he'd pick "Big Brother"...enjoys watching the National Geographic Channel and is fascinated by the series "Planet Earth"...lists eating sushi at The Cannery as his favorite Orange County dining experience...also enjoys a hearty Italian meal...lists "24" and "Entourage" as his favorite TV shows...buys most of his clothes at Nordstrom and Hugo Boss...served as a little league umpire for his first job...visited Kelowna, British Columbia and Las Vegas this past summer...cites a trip to Mexico as his most memorable vacation...has an eclectic music collection, including anything from hip hop to country, listing 50 Cent, Eminem, Kenny Chesney and Tim McGraw as his favorite artists.



		REGULAR SEASON							PLAYOFFS				
Season	Team	League	GP	G	A	Pts.	PIM	+/-	GP	G	A	Pts.	PIM
2001-02	WASHINGTON	NHL	7	0	0	0	2	-3	-	-	-	-	-
	Moose Jaw	WHL	36	18	27	45	75	-	12	7	5	12	33
2002-03	WASHINGTON	NHL	72	2	9	11	93	7	5	0	0	0	10
	Portland	AHL	5	0	5	5	11	-	-	-	-	-	-
2003-04	WASHINGTON	NHL	30	2	0	2	28	-5	-	-	-	-	-
	Portland	AHL	6	2	4	6	16	-	-	-	-	-	-
2004-05	Portland	AHL	53	10	19	29	115	-	-	-	-	-	-
2005-06	WASHINGTON	NHL	76	14	16	30	73	-17	-	-	-	-	-
2006-07	WASHINGTON	NHL	69	7	10	17	78	-9	-	-	-	-	-
2007-08	WASHINGTON	NHL	5	1	0	1	7	-2	-	-	-	-	-
	ANAHEIM	NHL	45	0	1	1	57	-2	5	0	0	0	2
NHL Totals			304	26	36	62	338	-31	10	0	0	0	12
Anaheim Totals			45	0	1	1	57	-2	5	0	0	0	2



## JASON BAILEY

### RIGHT WING

**SHOOTS:** Right    **HT:** 5-11    **WT:** 203

**BORN:** June 4, 1987; Ottawa, Ontario

**DRAFTED:** By Anaheim in the third round (63rd overall) of the 2005 NHL Entry Draft

Appeared in his second season of junior hockey with Ottawa of the Ontario Hockey League (OHL) in 2007-08, recording 8-9=17 points in 34 contests...collected 0-2=2 assists in four postseason contests...played in 19 games with Michigan (CCHA) in 2006-07 before joining Ottawa...played in 35 games for the 67's, collecting 7-9=16 points with 88 PIM...also appeared in four postseason contests, going scoreless...in his freshman season with Michigan, played in 27 games, recording 5-2=7 points with 57 PIM...played for the United States National Under-18 team in 2004-05, recording 5-6=11 points with 141 PIM in 39 games.

### REGULAR SEASON

### PLAYOFFS

Season	Team	League	GP	G	A	Pts.	PIM	GP	G	A	Pts.	PIM
2004-05	US Natl. U-18	USDP	39	5	6	11	141	-	-	-	-	-
2005-06	U. of Michigan	CCHA	27	5	2	7	57	-	-	-	-	-
2006-07	U. of Michigan	CCHA	19	0	0	0	28	-	-	-	-	-
	Ottawa	OHL	35	7	9	16	88	4	0	0	0	6
2007-08	Ottawa	OHL	34	8	9	17	78	4	0	2	2	11
<b>OHL Totals</b>			<b>69</b>	<b>15</b>	<b>18</b>	<b>33</b>	<b>166</b>	<b>8</b>	<b>0</b>	<b>2</b>	<b>2</b>	<b>17</b>



## MATT BELESKEY

### LEFT WING

**SHOOTS:** Left    **HT:** 6-0    **WT:** 208

**BORN:** June 7, 1988; Windsor, Ontario


**DRAFTED:** By Anaheim in the fourth round (112th overall) of the 2006 NHL Entry Draft

In his fourth season with Belleville (OHL), established career highs in goals, assists and points while leading the Bulls in scoring last year...finished 13th overall in OHL scoring and ninth in goals...led the club and finished third in the OHL in postseason scoring en route an OHL Championship appearance...in 2006-07, finished fourth on the Bulls in scoring and third in assists...helped to lead Belleville to the East Division title in the Eastern Conference...also appeared in 15 postseason contests, earning 4-10=14 points...in 2005-06 with Belleville, finished the season tied for second in goals, recording 20-20=40 points with 119 PIM in 61 games...selected to the 2006 CHL Top Prospects Game in Ottawa, Ontario...in 2004-05, posted 10-13=23 points in 68 games, leading his team with 118 PIM.

### REGULAR SEASON

### PLAYOFFS

Season	Team	League	GP	G	A	Pts.	PIM	GP	G	A	Pts.	PIM
2004-05	Belleville	OHL	68	10	13	23	118	5	0	0	0	18
2005-06	Belleville	OHL	61	20	20	40	119	6	1	2	3	10
2006-07	Belleville	OHL	66	27	41	68	124	15	4	10	14	18
2007-08	Belleville	OHL	62	41	49	90	106	21	12	21	33	23
<b>OHL Totals</b>			<b>257</b>	<b>98</b>	<b>191</b>	<b>289</b>	<b>467</b>	<b>47</b>	<b>17</b>	<b>33</b>	<b>50</b>	<b>69</b>



## STU BICKEL

### DEFENSEMAN

**SHOOTS:** Right    **HT:** 6-3    **WT:** 205

**BORN:** October 2, 1986; Chanhasen, Minnesota

**ACQUIRED:** Signed as a free agent, July 2, 2008

**DRAFTED:** Not drafted

Competed in his freshman season at the University of Minnesota (WCHA) in 2007-08...appeared in all 45 of the Gophers' contests before the team fell to Boston College in the NCAA Regionals...led the club in PIM with 92...scored a goal on Nov. 23 @ Michigan State in a 3-3 tie...collected an assist on the team's lone goal in the WCHA Final Five title game against Denver...appeared in 57 contests with Sioux Falls (USHL) in 2006-07...helped the Stampede to the 2007 Clark Cup Championship...also led the USHL with 215 PIM...played his senior season of prep hockey as a forward at Eden Prairie High School in 2003-04...finished second on the team in scoring, earning 16-25=41 points in 28 games.

		REGULAR SEASON					PLAYOFFS					
Season	Team	League	GP	G	A	Pts.	PIM	GP	G	A	Pts.	PIM
2004-05	Green Bay	USHL	13	0	0	0	20	-	-	-	-	-
2005-06	Green Bay	USHL	14	0	0	0	25	-	-	-	-	-
	S. Minnesota	NAHL	38	8	12	20	115	13	1	4	5	36
2006-07	Sioux Falls	USHL	57	2	11	13	215	8	0	3	3	29
2007-08	U. of Minnesota	WCHA	45	1	6	7	92	-	-	-	-	-
<b>WCHA Totals</b>			<b>45</b>	<b>1</b>	<b>6</b>	<b>7</b>	<b>92</b>	<b>-</b>	<b>-</b>	<b>-</b>	<b>-</b>	<b>-</b>



## MICHAL BIRNER

### LEFT WING

**SHOOTS:** Left    **HT:** 6-0    **WT:** 192

**BORN:** March 2, 1986; Litomerice, Czech Republic


**ACQUIRED:** From St. Louis with Doug Weight and a seventh-round pick in the 2008 NHL Entry Draft in exchange for Andy McDonald, Dec. 14, 2007

**DRAFTED:** By St. Louis in the fourth round (116th overall) of the 2004 NHL Entry Draft

In 2007-08, split the season with Peoria and Portland of the American Hockey League (AHL)...collected 2-1=3 points in 15 Calder Cup Playoff contests for Portland, advancing to the Eastern Conference Finals...established career highs in goals, assists and points in his professional North American debut in 2006-07...also appeared in a career high 66 contests...played two seasons of junior hockey in the Ontario Hockey League (OHL) in 2004-05 and 2005-06...collected 31-54=85 points with Saginaw in 2005-06 and finished second on the club in scoring...placed 14th overall in OHL scoring and tied for 10th in plus/minus...in 2003-04, played with HC Slavia Praha and their junior club...collected 25-35=60 points and 112 PIM in 55 contests with the junior squad.

		REGULAR SEASON					PLAYOFFS					
Season	Team	League	GP	G	A	Pts.	PIM	GP	G	A	Pts.	PIM
2003-04	HC Slavia Praha Jr.	CzRep-Jr.	55	25	35	60	112	2	0	1	1	4
	HC Slavia Praha	CzRep.	1	0	0	0	0	-	-	-	-	-
2004-05	Barrie	OHL	28	4	10	14	12	-	-	-	-	-
	Saginaw	OHL	31	7	21	28	29	-	-	-	-	-
2005-06	Saginaw	OHL	60	31	54	85	91	4	1	3	4	8
2006-07	Peoria	AHL	66	11	17	28	20	-	-	-	-	-
2007-08	Peoria	AHL	18	2	5	7	4	-	-	-	-	-
	Portland	AHL	40	7	6	13	14	15	2	1	3	6
<b>AHL Totals</b>			<b>124</b>	<b>20</b>	<b>28</b>	<b>48</b>	<b>38</b>	<b>15</b>	<b>2</b>	<b>1</b>	<b>3</b>	<b>6</b>





## TROY BODIE

### RIGHT WING

**SHOOTS:** Right    **HT:** 6-4    **WT:** 215

**BORN:** January 25, 1985; Portage La Prairie, Manitoba

**ACQUIRED:** Signed as a free agent, July 22, 2008

**DRAFTED:** By Edmonton in the ninth-round (278th overall) of the 2003 NHL Entry Draft


Appeared in 62 contests with Springfield (AHL) in 2007-08...logged 108 PIM, finishing third on the Falcons...made his professional hockey debut in 2006-07, splitting the season with Stockton (ECHL) and Hamilton...finished fifth in scoring for Stockton, collecting 21-17=38 points with 80 PIM...also appeared in six postseason contests with Stockton, earning two assists...played four seasons of junior hockey with Kelowna (WHL)...in 2005-06, finished second on the club in goals, fourth in points and second in PIM...established WHL career highs in goals, assists and points while tying his career high for games played...appeared in 12 postseason contests, tying the team lead for goals and finishing third in points...in 2004-05, finished fourth in points for the Rockets, averaging .67 points-per-game...played in 24 WHL Playoff contests with Kelowna, earning 4-13=17 points in 24 appearances...in 2003-04, won the Memorial Cup with Kelowna...earned 8-12=20 points in 71 contests during the regular season...in his first season of junior hockey, earned 4-4=8 points in 35 contests with Kelowna...in 250 career WHL contests, earned 64-65=129 points with 361 PIM.

### REGULAR SEASON

### PLAYOFFS

Season	Team	League	GP	G	A	Pts.	PIM	GP	G	A	Pts.	PIM
2002-03	Kelowna	WHL	35	4	4	8	36	11	1	1	2	2
2003-04	Kelowna	WHL	71	8	12	20	112	17	7	3	10	6
2004-05	Kelowna	WHL	72	24	24	48	96	24	4	13	17	26
2005-06	Kelowna	WHL	72	28	25	53	117	12	5	4	9	8
2006-07	Stockton	ECHL	46	21	17	38	80	6	0	2	2	6
	Hamilton	AHL	20	0	1	1	29	-	-	-	-	-
2007-08	Springfield	AHL	62	9	6	15	108	-	-	-	-	-
<b>AHL Totals</b>			<b>82</b>	<b>9</b>	<b>7</b>	<b>16</b>	<b>137</b>	-	-	-	-	-





## ERIC BOGUNIECKI

### CENTER

**SHOOTS:** Right    **HT:** 5-9    **WT:** 192


**BORN:** May 6, 1975; New Haven, Connecticut

**ACQUIRED:** Signed as a free agent, July 22, 2008

**DRAFTED:** By St. Louis in the eighth round (193rd overall) of the 1993 NHL Entry Draft

Appeared in 16 contests with ERC Ingolstadt of the German League in 2007-08...earned a team-leading 1-3=4 points in three post-season contests...in 2006-07, played in 11 games with the NY Islanders, going scoreless with eight PIM...also appeared in 54 contests between Syracuse and Bridgeport in the AHL... finished second in scoring for Bridgeport...was acquired by the NY Islanders from Columbus in exchange for Ryan Caldwell on Oct. 25, 2006...played in a total of 47 NHL contests with St. Louis and Pittsburgh in 2005-06...tied a career high with a four-game point streak (3-2=5) from Feb. 6-11...was acquired by Pittsburgh from St. Louis in exchange for Steve Poapst on Dec. 9, 2005...averaged .833 points-per-game with Worcester (AHL) in 2004-05, appearing in 30 contests with 46 PIM...with St. Louis in 2003-04, collected 6-4=10 points in 27 contests...scored two goals, Jan. 15 vs. CBJ...appeared in a career-high 80 games with St. Louis in 2002-03...also established career highs in goals, assists and points...tied for second on team in plus/minus with a career high +22...scored a team-leading 14 PPG...established a career high for points in a game with 2-1=3, Nov. 5 @ MTL...set a career high for assists in a game with three (0-3=3), Nov. 30 vs. NJ...scored his first NHL goal, Oct. 17 vs. CBJ...appeared in seven Stanley Cup Playoff contests, falling to Vancouver in the CQF...led the Worcester IceCats (AHL) in scoring in 2001-02, averaging 1.33 points-per-game while establishing AHL career highs in all categories...finished second in the AHL in scoring and tied for first in goals...won the Les Cunningham Award as AHL MVP while also being named to the AHL First All-Star Team...also appeared in eight games with St. Louis, earning his first NHL point with an assist on Apr. 14 @ DET...split the AHL season between Louisville and Worcester in 2000-01...led Worcester in scoring after joining the club mid-season (traded to Florida in exchange for Andrei Podkonicky on Dec. 17)...made his NHL debut, Mar. 3, 2000 @ FLA...led the Panthers in scoring... finished 10th in AHL scoring...played college hockey at the University of New Hampshire (H-East)... earned 78-95=173 points over four seasons in 142 contests.

		REGULAR SEASON						PLAYOFFS				
Season	Team	League	GP	G	A	Pts.	PIM	GP	G	A	Pts.	PIM
1999-00	FLORIDA	NHL	4	0	0	0	2	-	-	-	-	-
	Louisville	AHL	57	33	42	75	148	4	3	2	5	20
2000-01	ST. LOUIS	NHL	1	0	0	0	0	-	-	-	-	-
	Louisville	AHL	28	13	12	25	56	-	-	-	-	-
	Worcester	AHL	45	17	28	45	100	9	3	2	5	10
2001-02	ST. LOUIS	NHL	8	0	1	1	4	1	0	1	1	0
	Worcester	AHL	63	38	46	84	181	3	2	0	2	4
2002-03	ST. LOUIS	NHL	80	22	27	49	38	7	1	2	3	2
2003-04	ST. LOUIS	NHL	27	6	4	10	20	1	0	0	0	0
	Worcester	AHL	3	0	1	1	0	-	-	-	-	-
2004-05	Worcester	AHL	30	14	11	25	46	-	-	-	-	-
	SC Langenthal	Swiss-2	10	5	3	8	47	-	-	-	-	-
2005-06	ST. LOUIS	NHL	9	1	4	5	4	-	-	-	-	-
	PITTSBURGH	NHL	38	5	6	11	29	-	-	-	-	-
	Peoria	AHL	2	0	0	0	4	-	-	-	-	-
2006-07	NY ISLANDERS	NHL	11	0	0	0	8	-	-	-	-	-
	Syracuse	AHL	6	0	0	0	8	-	-	-	-	-
	Bridgeport	AHL	48	22	32	54	48	-	-	-	-	-
2007-08	ERC Ingolstadt	Germany	16	4	14	18	24	3	1	3	4	2
<b>NHL Totals</b>			<b>178</b>	<b>34</b>	<b>42</b>	<b>76</b>	<b>105</b>	<b>9</b>	<b>1</b>	<b>3</b>	<b>4</b>	<b>2</b>



## BOBBY BOLT

### LEFT WING

**SHOOTS:** Left     **HT:** 6-3     **WT:** 228

**BORN:** April 29, 1987; Thunder Bay, Ontario

**DRAFTED:** By Anaheim in the fifth round (127th overall) of the 2005 NHL Entry Draft

In his first full professional season in 2007-08, appeared in 62 contests for Augusta of the ECHL...also played in four contests for the Portland Pirates (AHL)...played in 62 games for Kingston (OHL) in 2006-07, collecting 22-28=50 points with 70 PIM...collected a team-high six assists (0-6=6) in five postseason contests...joined Portland (AHL) for their final five contests of the regular season, earning 1-1=2 points... in 2005-06, played in 68 games in his second season with Kingston, scoring 5-10=15 points with 89 PIM... in his rookie season, played in 67 games recording 11-14=25 points with 92 PIM...in 205 career OHL games, collected 39-52=91 points with 253 PIM.

### REGULAR SEASON

### PLAYOFFS

Season	Team	League	GP	G	A	Pts.	PIM	GP	G	A	Pts.	PIM
2003-04	Strathroy	OHA-B	39	5	14	19	41	-	-	-	-	-
	London	OHL	8	1	0	1	2	-	-	-	-	-
2004-05	Kingston	OHL	67	11	14	25	92	-	-	-	-	-
2005-06	Kingston	OHL	68	5	10	15	89	6	0	0	0	4
2006-07	Kingston	OHL	62	22	28	50	70	5	0	6	6	4
	Portland	AHL	5	1	1	2	2	-	-	-	-	-
2007-08	Portland	AHL	4	0	0	0	0	-	-	-	-	-
	Augusta	ECHL	62	15	11	26	45	5	1	0	1	7
<b>ECHL Totals</b>			<b>62</b>	<b>15</b>	<b>11</b>	<b>26</b>	<b>45</b>	<b>5</b>	<b>1</b>	<b>0</b>	<b>1</b>	<b>7</b>



## JOHN DE GRAY

### DEFENSESMAN

**SHOOTS:** Left     **HT:** 6-4     **WT:** 216

**BORN:** March 14, 1988; Richmond Hill, Ontario


**DRAFTED:** By Anaheim in the third round (83rd overall) of the 2006 NHL Entry Draft

In 2007-08, helped Brampton to a second place finish in the OHL Eastern Conference...finished second on the Battalion in defensemen scoring, while tying career highs in goals, assists and points...led the club and established a new career high in PIM...made his professional debut with Portland (AHL), appearing in six regular season and three postseason contests...played 65 games for Brampton in 2006-07, establishing career highs in goals, assists and points...finished third on the club in scoring among defensemen...in 2005-06, recorded 0-10=10 points with 103 PIM in 68 games played...was selected to the 2006 CHL Top Prospects Game in Ottawa, Ontario...played 53 games in his rookie season, recording 2-8=10 points.

### REGULAR SEASON

### PLAYOFFS

Season	Team	League	GP	G	A	Pts.	PIM	GP	G	A	Pts.	PIM
2004-05	Brampton	OHL	53	2	8	10	51	6	0	0	0	2
2005-06	Brampton	OHL	68	0	10	10	103	11	0	0	0	8
2006-07	Brampton	OHL	65	4	13	17	75	4	1	0	1	10
2007-08	Brampton	OHL	67	4	13	17	140	5	0	0	0	12
	Portland	AHL	6	0	0	0	0	3	0	0	0	0
<b>OHL Totals</b>			<b>253</b>	<b>10</b>	<b>44</b>	<b>54</b>	<b>369</b>	<b>26</b>	<b>1</b>	<b>0</b>	<b>1</b>	<b>22</b>



## RYAN DINGLE

### LEFT WING

**SHOOTS:** Left    **HT:** 5-10    **WT:** 180


**BORN:** April 4, 1984; Steamboat Springs, Colorado

**ACQUIRED:** Signed as a free agent, March 28, 2007

**DRAFTED:** Not drafted

Split the 2007-08 season between Portland (AHL) and Augusta (ECHL)...earned 10-17=27 points in 50 contests with the Lynx...in 2006-07, completed his junior season with the University of Denver (WCHA)...led the Pioneers in goals and finished second in scoring, appearing in all 40 regular season games...joined Portland after signing a two-year contract with Anaheim, appearing in four regular season contests, collecting 0-1=1 point and four PIM...in 2005-06, collected 27-16=43 points for the Pioneers in 38 appearances, leading the team in goals and third in points...finished the season third in the WCHA in goals and 12th overall in points...helped Denver finish tied for second with 37 points in the overall standings...in his freshman season at Denver in 2004-05, appeared in 43 contests with the Pioneers, earning 6-12=18 points with 32 PIM...in 121 career WCHA contests, recorded 55-43=98 points with 107 PIM...played for the Tri-City Storm of the United States Hockey League (USHL) in 2003-04, collecting 13-23=36 points and 4-8=12 points in 11 postseason contests.

			REGULAR SEASON					PLAYOFFS				
Season	Team	League	GP	G	A	Pts.	PIM	GP	G	A	Pts.	PIM
2003-04	Tri-City Storm	USHL	38	13	23	36	14	11	4	8	12	4
2004-05	Univ. of Denver	WCHA	43	6	12	18	32	-	-	-	-	-
2005-06	Univ. of Denver	WCHA	38	27	16	43	37	-	-	-	-	-
2006-07	Univ. of Denver	WCHA	40	22	15	37	38	-	-	-	-	-
	Portland	AHL	4	0	1	1	4	-	-	-	-	-
2007-08	Portland	AHL	19	1	5	6	10	2	0	1	1	0
	Augusta	ECHL	50	10	17	27	51	5	0	1	1	4
<b>ECHL Totals</b>			<b>50</b>	<b>10</b>	<b>17</b>	<b>27</b>	<b>51</b>	<b>5</b>	<b>0</b>	<b>1</b>	<b>1</b>	<b>4</b>



## RYAN DONALLY

### LEFT WING

**SHOOTS:** Left    **HT:** 6-5    **WT:** 223


**BORN:** February 4, 1985; Tecumseh, Ontario

**ACQUIRED:** Signed as a free agent, July 22, 2008

**DRAFTED:** By Calgary in the fourth round (97th overall) of the 2003 NHL Entry Draft

In 2007-08, spent time with both Las Vegas (ECHL) and Quad City (AHL), both affiliates of the Calgary Flames...in 53 contests with the Wranglers, earned 15-22=37 points...finished first on the club in PIM and fifth in scoring...made his professional hockey debut in 2006-07, playing for the Omaha Ak-Sar-Ben Knights (AHL) and Las Vegas Wranglers...earned 3-2=5 points with Omaha in 18 contests...finished fourth on Las Vegas in PIM with 79...played four seasons of junior hockey in the OHL...established career highs with Windsor in 2002-03, earning 11-15=26 points in 65 appearances...in 206 career OHL contests, earned 27-39=66 points with 438 PIM.

			REGULAR SEASON					PLAYOFFS				
Season	Team	League	GP	G	A	Pts.	PIM	GP	G	A	Pts.	PIM
2002-03	Windsor	OHL	65	11	15	26	108	7	0	1	1	8
2003-04	Windsor	OHL	44	8	14	22	93	-	-	-	-	-
2004-05	Windsor	OHL	29	2	3	5	87	-	-	-	-	-
	Kitchener	OHL	21	1	2	3	45	13	0	0	0	12
2005-06	Kitchener	OHL	8	0	0	0	29	-	-	-	-	-
	Sudbury	OHL	39	5	5	10	76	10	0	1	1	27
2006-07	Omaha	AHL	18	3	2	5	38	-	-	-	-	-
	Las Vegas	ECHL	33	3	5	8	79	3	0	0	0	4
2007-08	Las Vegas	ECHL	53	15	22	37	176	4	2	2	4	6
	Quad City	AHL	10	0	0	0	21	-	-	-	-	-
<b>AHL Totals</b>			<b>28</b>	<b>3</b>	<b>2</b>	<b>5</b>	<b>59</b>	<b>-</b>	<b>-</b>	<b>-</b>	<b>-</b>	<b>-</b>
<b>ECHL Totals</b>			<b>86</b>	<b>18</b>	<b>27</b>	<b>45</b>	<b>255</b>	<b>7</b>	<b>2</b>	<b>2</b>	<b>4</b>	<b>10</b>



## ANDREW EBBETT

### CENTER


**SHOOTS:** Left    **HT:** 5-9    **WT:** 182  
**BORN:** January 2, 1983; Vernon, British Columbia  
**ACQUIRED:** Signed as a free agent, May 16, 2007  
**DRAFTED:** Not drafted

Made his NHL debut in 2007-08, appearing in three contests with Anaheim...was recalled from Portland (AHL) on Feb. 21, 2008...appeared in his first NHL game on Feb. 22 vs. STL...registered two shots on goal while logging 11:57 TOI with a +1 rating...reassigned to Portland on Feb. 26...led the Pirates in scoring, establishing career highs in assists and points...finished sixth in the AHL in assists and tied for 11th in overall scoring...helped Portland to a Eastern Conference Final appearance, recording 6-11=17 points in 18 Calder Cup Playoff contests...made his professional debut with Binghamton (AHL) in 2006-07, leading the Senators in assists and finishing second on the club in points...in his senior season with the University of Michigan (CCHA) in 2005-06, established career highs in goals and points, appearing in 41 games, scoring 14-28=42 points with 25 PIM...named the club's captain for his senior season...received Michigan's Outstanding Sportsmanship Award from the Big Ten Conference...was also named a finalist for the CCHA Best Defensive Forward...in 2004-05 with Michigan, scored 6-31=37 points in 40 appearances...helped lead the Wolverines to the CCHA title...during his sophomore season at Michigan in 2003-04, was second on the club in scoring, tallying 9-29=38 points with 56 PIM...finished the season tied for 10th in the CCHA in scoring...in 2002-03, made his collegiate debut, recording 9-18=27 points...in 167 career CCHA games, earned 38-106=144 points with 131 PIM.

### REGULAR SEASON

### PLAYOFFS

Season	Team	League	GP	G	A	Pts.	PIM	GP	G	A	Pts.	PIM
2002-03	Univ. of Michigan	CCHA	43	9	18	27	22	-	-	-	-	-
2003-04	Univ. of Michigan	CCHA	43	9	29	38	56	-	-	-	-	-
2004-05	Univ. of Michigan	CCHA	40	6	31	37	28	-	-	-	-	-
2005-06	Univ. of Michigan	CCHA	41	14	28	42	25	-	-	-	-	-
2006-07	Binghamton	AHL	71	26	39	65	44	-	-	-	-	-
2007-08	<b>ANAHEIM</b>	<b>NHL</b>	3	0	0	0	2	-	-	-	-	-
	Portland	AHL	74	18	54	72	66	18	6	11	17	4
<b>AHL Totals</b>			<b>145</b>	<b>44</b>	<b>93</b>	<b>137</b>	<b>110</b>	<b>18</b>	<b>6</b>	<b>11</b>	<b>17</b>	<b>4</b>
<b>NHL Totals</b>			<b>3</b>	<b>0</b>	<b>0</b>	<b>0</b>	<b>2</b>	<b>-</b>	<b>-</b>	<b>-</b>	<b>-</b>	<b>-</b>



## BRENNAN EVANS

### DEFENSEMAN

**SHOOTS:** Left    **HT:** 6-4    **WT:** 220  
**BORN:** January 6, 1982; North Battleford, Saskatchewan  
**ACQUIRED:** Signed as a free agent, July 11, 2008  
**DRAFTED:** Not drafted


Appeared in 80 contests with the Worcester Sharks (AHL) in 2007-08...finished 15th in the AHL in PIM with 211...was one of only two Sharks to appear in all 80 contests, a personal best...earned a season-high 0-2=2 points, Mar. 2 vs. Norfolk...in 2006-07, established career highs for assists, points and plus/minus (+23)...was a +5 on Apr. 11 vs. Lowell, a franchise record...earned 0-2=2 assists, his first multiple-point game of the season, Feb. 2 vs. Bridgeport...scored his first goal of the season, Dec. 22 vs. Manchester...appeared in five postseason contests, earning one assist with 21 PIM...in 2005-06, finished fifth on the team in PIM...set a career high with three goals...in 2004-05, posted 0-7=7 assists in 51 games with Lowell...in 2003-04, made his NHL debut, appearing in two postseason contests with Calgary...played in two CQF contests vs. DET on Apr. 27 and 29...made his professional hockey debut with Lowell (AHL), appearing in 64 contests while earning 1-9=10 points...appeared in 257 junior contests between Kootenay and Seattle (WHL), earning 12-29=41 points...won the Memorial Cup with Kootenay in 2001-02.

### REGULAR SEASON

### PLAYOFFS

Season	Team	League	GP	G	A	Pts.	PIM	GP	G	A	Pts.	PIM
2003-04	Lowell Lock	AHL	64	1	9	10	65	-	-	-	-	-
	<b>CALGARY</b>	<b>NHL</b>	-	-	-	-	-	2	0	0	0	0
2004-05	Lowell Lock	AHL	51	0	7	7	79	5	0	0	0	2
2005-06	Binghamton	AHL	70	3	6	9	198	-	-	-	-	-
2006-07	Worcester	AHL	75	2	14	16	170	5	0	1	1	21
2007-08	Worcester	AHL	80	1	13	14	211	-	-	-	-	-
<b>NHL Totals</b>			<b>-</b>	<b>-</b>	<b>-</b>	<b>-</b>	<b>-</b>	<b>2</b>	<b>0</b>	<b>0</b>	<b>0</b>	<b>0</b>
<b>AHL Totals</b>			<b>340</b>	<b>7</b>	<b>49</b>	<b>56</b>	<b>723</b>	<b>10</b>	<b>0</b>	<b>1</b>	<b>1</b>	<b>23</b>





## BRETT FESTERLING

### DEFENSEMAN

**SHOOTS:** Left    **HT:** 6-1    **WT:** 214

**BORN:** March 3, 1986; Quesnel, British Columbia

**ACQUIRED:** Signed as a free agent, September 14, 2005

**DRAFTED:** Not drafted

Appeared in a career high 74 contests in his professional hockey debut with Portland in 2007-08... collected 3-11=14 points with 64 PIM...helped the Pirates to an Eastern Conference Finals appearance in the 2008 Calder Cup Playoffs...played 70 games in 2006-07 with Vancouver (WHL), scoring 5-16=21 points with 80 PIM...set career highs for goals, assists and points...helped lead the Giants to a B.C. Division title and a second place finish in the Western Conference...appeared in 22 postseason contests, earning 1-6=7 points with 24 PIM...in 2005-06, scored 1-6=7 points...played in 18 postseason games, recording 0-1=1 point with 10 PIM...split the 2004-05 season between Tri-City and Vancouver, earning 5-15=20 points in 65 games with the two clubs...appeared in five playoff games with Vancouver, going scoreless with six PIM...played in 54 games with Tri-City in 2003-04, collecting 1-9=10 points with 34 PIM...in 11 postseason contests, earned 1-1=2 points with two PIM...in 314 career WHL contests, has collected 15-54=69 points with 205 PIM.

Season	Team	League	REGULAR SEASON					PLAYOFFS				
			GP	G	A	Pts.	PIM	GP	G	A	Pts.	PIM
2001-02	Tri-City	WHL	3	0	0	0	0	-	-	-	-	-
2002-03	Tri-City	WHL	55	3	8	11	26	-	-	-	-	-
2003-04	Tri-City	WHL	54	1	9	10	34	11	1	1	2	2
2004-05	Tri-City	WHL	33	3	11	14	20	-	-	-	-	-
	Vancouver	WHL	32	2	4	6	10	5	0	0	0	6
2005-06	Vancouver	WHL	67	1	6	7	35	18	0	1	1	10
2006-07	Vancouver	WHL	70	5	16	21	80	22	1	6	7	24
2007-08	Portland	AHL	74	3	11	14	64	15	1	3	4	6
<b>AHL Totals</b>			<b>74</b>	<b>3</b>	<b>11</b>	<b>14</b>	<b>64</b>	<b>15</b>	<b>1</b>	<b>3</b>	<b>4</b>	<b>6</b>





## JOSH GREEN

### LEFT WING

**SHOOTS:** Left    **HT:** 6-3    **WT:** 225

**BORN:** November 16, 1977; Camrose, Alberta

**ACQUIRED:** Signed as a free agent, July 22, 2008


**DRAFTED:** By Los Angeles in the second round (30th overall) of the 1996 NHL Entry Draft

Appeared in 43 contests with Salzburg EC of the Austrian League in 2007-08...in 2006-07, played in 57 games with Vancouver, the most in one NHL season since he played a career-high 61 games in 2001-02...in 2005-06, split the season between Vancouver and Manitoba (AHL)...collected 5-5=10 points in 10 Calder Cup Playoff games for the Moose...in 2004-05 with Manitoba, established AHL career highs in goals (21) and points (40) in 67 contests...scored a hat trick in Game 5 of the North Division Final, May 13 vs. Rochester...in 2003-04, claimed on waivers by the NY Rangers on Mar. 6...scored his first goal as a Calgary Flame, Dec. 18 @ BOS...in 2002-03, collected 1-4=5 points with Edmonton, Calgary and Washington...scored his first goal with Washington, Jan. 28 vs. STL...appeared in his first contest as a Capital on Jan. 18 @ OTT, earning an assist...claimed on waivers by Washington on Jan. 15...appeared in four games with the NY Rangers before being acquired by Washington...traded to the NY Rangers by Edmonton for a conditional draft choice, Dec. 12...in 2001-02, collected 10-5=15 points in a career-high 61 contests with Edmonton...collected a career-high 2-1=3 points, Apr. 14 @ MIN...tied a career high for goals in a game with two (2-0=2), Nov. 16 vs. CHI...in 2000-01, appeared in three Stanley Cup Playoff contests for the Oilers after sitting out the majority of the regular season with injuries...traded with Eric Brewer to Edmonton by the NY Islanders, June 24...appeared for both the NY Islanders and Lowell (AHL) in 1999-00...established career highs for goals, assists and points in a season with the Islanders...recorded a career-high nine-game point streak, earning 6-5=11 points from Feb. 2-19...tallied his second career two-goal game (2-0=2), Feb. 2 vs. NSH...in 1998-99, made his NHL debut with Los Angeles on Oct. 10 @ EDM...scored his first career NHL goal and point (1-0=1), Oct. 16 vs. BOS...traded to the NY Islanders with Olli Jokinen, Mathieu Biron and a first-round pick in the 1999 NHL Entry Draft in exchange for Ziggy Palffy, Brian Smolinski, Marcel Cousineau and a fourth-round pick in the 1999 NHL Entry Draft on June 20.

### REGULAR SEASON

### PLAYOFFS

Season	Team	League	GP	G	A	Pts.	PIM	GP	G	A	Pts.	PIM
1998-99	LOS ANGELES	NHL	27	1	3	4	8	-	-	-	-	-
	Springfield	AHL	41	15	15	30	29	-	-	-	-	-
1999-00	NY ISLANDERS	NHL	49	12	14	26	41	-	-	-	-	-
	Lowell	AHL	17	6	2	8	19	-	-	-	-	-
2000-01	EDMONTON	NHL	-	-	-	-	-	3	0	0	0	0
	Hamilton	AHL	2	2	0	2	2	-	-	-	-	-
2001-02	EDMONTON	NHL	61	10	5	15	52	-	-	-	-	-
2002-03	EDMONTON	NHL	20	0	2	2	12	-	-	-	-	-
	NY RANGERS	NHL	4	0	0	0	2	-	-	-	-	-
	WASHINGTON	NHL	21	1	2	3	7	-	-	-	-	-
	CALGARY	NHL	36	2	4	6	24	-	-	-	-	-
2003-04	NY RANGERS	NHL	14	3	2	5	8	-	-	-	-	-
	Lowell	AHL	22	6	9	15	46	-	-	-	-	-
	Manitoba	AHL	67	21	19	40	72	14	9	5	14	26
2005-06	VANCOUVER	NHL	33	4	2	6	14	-	-	-	-	-
	Manitoba	AHL	35	7	24	31	33	10	5	5	10	26
2006-07	VANCOUVER	NHL	57	2	5	7	25	9	0	1	1	12
2007-08	Salzburg EC	Austria	43	20	22	42	100	-	-	-	-	-
<b>NHL Totals</b>			<b>322</b>	<b>35</b>	<b>39</b>	<b>74</b>	<b>193</b>	<b>12</b>	<b>0</b>	<b>1</b>	<b>1</b>	<b>12</b>



## DAVID LENEVEU GOALTENDER

**CATCHES:** Left    **HT:** 6-1    **WT:** 194

**BORN:** May 23, 1983; Fernie, British Columbia

**ACQUIRED:** Signed as a free agent, July 7, 2008

**DRAFTED:** By Phoenix in the second round (46th overall) of the 2002 NHL Entry Draft

Split the 2007-08 season with San Antonio and Hartford (AHL)...posted a 17-10-5 record with a 2.23 GAA and .916 SV%...was acquired by the NY Rangers with Fredrik Sjostrom, Josh Gratton and a conditional pick in the 2009 NHL Entry Draft in exchange for Al Montoya and Marcel Hossa, Feb. 26, 2008...with appeared in six games for the Coyotes in 2006-07...made a career high 38 saves, Nov. 4 vs. LA in a 6-4 Coyotes win...appeared in 37 games for the Rampage while posting a 13-20-3 record with a 2.97 GAA and .907 SV%...appeared in 15 contests in his first NHL season in 2005-06...stopped 23-of-24 shots en route to his second NHL win, Nov. 20 vs. CBJ...recorded his first NHL win, stopping 24-of-28 shots, Oct. 25 vs. STL...made his NHL debut on Oct. 6 @ LA, stopping 25-of-28 shots in a 3-2 loss...in 28 games with San Antonio, posted a 10-16-2 record, 2.92 GAA and .921 SV%...ranked third in the AHL in SV%...appeared in 48 games with Utah (AHL) in 2004-05...made his professional hockey debut with Springfield (AHL) in 2003-04, posting a record of 16-19-3 with a 2.76 GAA and .917 SV%...was named to the Canadian AHL All-Star Team...stopped all 30 shots he faced in his first pro shutout on Nov. 29 vs. Wilkes-Barre...stopped a career-high 55 shots in a 4-1 win, Dec. 31 at Hartford...from 2001-03, appeared in 46 career ECAC contests over two seasons with the Cornell Big Red...was a runner-up for the 2003 Hobey Baker Award...his 1.20 GAA that season set a then-NCAA Division 1 record...also helped lead Cornell to the Semifinal game of the NCAA Frozen Four Tournament in 2002-03 in addition to being named to the NCAA East First All-American Team...was the 2003 ECAC Player of the Year and the Ken Dryden Award recipient (ECAC's Top Goaltender)...also owns the NCAA Division 1 record for the best career GAA with a 1.29.

### REGULAR SEASON

### PLAYOFFS

Season	Team	League	GP	MIN	GA	SO	GAA	SV%	W-L-T	GP	MIN	GA	SO	GAA	W-L
2001-02	Cornell	ECAC	14	842	21	2	1.50	-	11-2-1	-	-	-	-	-	---
2002-03	Cornell	ECAC	32	1946	39	9	1.20	-	28-3-1	-	-	-	-	-	---
2003-04	Springfield	AHL	38	2217	102	1	2.76	.917	16-19-3	-	-	-	-	-	---
2004-05	Utah	AHL	48	2702	132	0	2.93	.909	11-32-3	-	-	-	-	-	---
<b>2005-06</b>	<b>PHOENIX</b>	<b>NHL</b>	<b>15</b>	<b>814</b>	<b>44</b>	<b>0</b>	<b>3.24</b>	<b>.866</b>	<b>3-8-2</b>	-	-	-	-	-	---
	San Antonio	AHL	28	1646	80	2	2.92	.921	10-16-2	-	-	-	-	-	---
<b>2006-07</b>	<b>PHOENIX</b>	<b>NHL</b>	<b>6</b>	<b>233</b>	<b>15</b>	<b>0</b>	<b>3.86</b>	<b>.894</b>	<b>2-1-0</b>	-	-	-	-	-	---
	San Antonio	AHL	37	2101	104	2	2.97	.907	13-20-2	-	-	-	-	-	---
2007-08	San Antonio	AHL	21	1172	52	1	2.66	.911	9-7-3	-	-	-	-	-	---
	Hartford	AHL	13	786	24	1	1.83	.924	8-3-2	4	266	11	0	2.48	1-3-0
<b>NHL Totals</b>			<b>21</b>	<b>1047</b>	<b>59</b>	<b>0</b>	<b>3.38</b>	<b>.888</b>	<b>5-9-2</b>	-	-	-	-	-	---





## JEAN-PHILIPPE LEVASSEUR

### GOALTENDER

**CATCHES:** Right **HT:** 6-0 **WT:** 204

**BORN:** January 15, 1987; Victoriaville, Quebec

**DRAFTED:** By Anaheim in the seventh round (197th overall) of the 2005 NHL Entry Draft

Split the season with Portland (AHL) and Augusta (ECHL) in his first professional season...backstopped 29 games in the ECHL, posting a 2.99 GAA and .900 SV% for the Lynx...played in 10 games for Portland, recording one shutout and a 2.50 GAA... appeared in 58 games for Rouyn-Noranda (QMJHL), posting a 3.50 GAA and a league-high 31 wins...played in 15 postseason contests, went 8-6 with a 3.59 GAA, leading the Huskies into the Semifinals...in 2005-06 with Rouyn-Noranda, played in 58 games, leading the league in wins while setting career highs for wins and GAA...in 2004-05, posted a record of 8-14-3 and a GAA of 3.83...in his first season with Rouyn-Noranda, appeared in three games, going 0-2-1 with a 4.57 GAA.

### REGULAR SEASON

### PLAYOFFS

Season	Team	League	GP	MIN	GA	SO	GAA	W-L-T	SV%	GP	MIN	GA	SO	GAA	W-L
2003-04	Rouyn-Noranda	QMJHL	3	184	14	0	4.57	0-2-1	-	-	-	-	-	-	-
2004-05	Rouyn-Noranda	QMJHL	29	1393	89	0	3.83	8-14-3	-	3	48	3	0	3.76	0-0
2005-06	Rouyn-Noranda	QMJHL	58	3125	178	2	3.42	35-19-0	-	5	297	16	0	3.23	1-4
2006-07	Rouyn-Noranda	QMJHL	58	3118	182	1	3.50	31-21-0	-	15	852	51	0	3.59	8-6
2007-08	Portland	AHL	10	600	25	1	2.50	4-5-1	.886	-	-	-	-	-	-
	Augusta	ECHL	29	1527	76	1	2.99	10-11-2	.900	1	59	2	0	2.02	0-1
<b>AHL Totals</b>			<b>10</b>	<b>600</b>	<b>25</b>	<b>1</b>	<b>2.50</b>	<b>4-5-1</b>	<b>.886</b>						
<b>ECHL Totals</b>			<b>29</b>	<b>1527</b>	<b>76</b>	<b>1</b>	<b>2.99</b>	<b>10-11-2</b>	<b>.900</b>	<b>1</b>	<b>59</b>	<b>2</b>	<b>0</b>	<b>2.02</b>	<b>0-1</b>



## JOAKIM LINDSTROM

### LEFT WING

**SHOTS:** Left **HT:** 6-1 **WT:** 196

**BORN:** December 5, 1983; Skelleftea, Sweden

**ACQUIRED:** From Columbus in exchange for a conditional pick in the 2010 NHL Entry Draft, July 15, 2008


**DRAFTED:** By Columbus in the second round (41st overall) of the 2002 NHL Entry Draft

Established NHL career highs in games played, goals, assists and points in 25 contests with Columbus in 2007-08...had a three-game point streak from Jan. 3-9, collecting 1-3=4 points during that span...recorded his first multiple point game in the NHL on Jan. 3 @ LA, earning a goal and an assist (1-1=2)...also appeared in 49 contests for the Syracuse Crunch (AHL), leading the club in points...tied for first in goals and second in assists...played in 13 postseason contests with the Crunch, advancing to the Semifinals vs. the Toronto Marlies (eliminated in a seven-game series)...in 2006-07, appeared in nine contests with the Blue Jackets...scored his first NHL goal, Dec. 29 @ MIN...collected 29-26=48 in 50 games with Syracuse (AHL)...ranked third on the club in goals...earned 14-29=43 points in 64 games with Syracuse in 2005-06...made his NHL debut, Feb. 8, 2006 @ LA and appeared in three games with Columbus...has collected 65-94=159 points with 154 PIM in 176 career AHL contests.

### REGULAR SEASON

### PLAYOFFS

Season	Team	League	GP	G	A	Pts.	PIM	GP	G	A	Pts.	PIM
2000-01	MoDo	Sweden Elite	10	2	3	5	2	7	0	1	1	0
2001-02	MoDo	Sweden Elite	42	4	3	7	20	14	3	5	8	8
2002-03	MoDo	Sweden Elite	29	4	2	6	14	6	1	1	2	2
2003-04	MoDo	Sweden Elite	15	0	2	2	0	-	-	-	-	-
2004-05	MoDo	Sweden Elite	37	2	3	5	24	-	-	-	-	-
	Syracuse	AHL	13	4	4	8	0	-	-	-	-	-
2005-06	Syracuse	AHL	64	14	29	43	52	6	1	1	2	0
	COLUMBUS	NHL	3	0	0	0	0	-	-	-	-	-
2006-07	Syracuse	AHL	50	22	26	48	34	-	-	-	-	-
	COLUMBUS	NHL	9	1	0	1	4	-	-	-	-	-
2007-08	Syracuse	AHL	49	25	35	60	68	13	4	3	7	6
	COLUMBUS	NHL	25	3	4	7	14	-	-	-	-	-
<b>NHL Totals</b>			<b>37</b>	<b>4</b>	<b>4</b>	<b>8</b>	<b>18</b>					
<b>AHL Totals</b>			<b>176</b>	<b>65</b>	<b>94</b>	<b>159</b>	<b>154</b>	<b>19</b>	<b>5</b>	<b>4</b>	<b>9</b>	<b>6</b>



## MAXIME MACENAUER CENTER


**SHOOTS:** Left    **HT:** 6-0    **WT:** 198

**BORN:** January 4, 1989; Laval, Quebec

**DRAFTED:** By Anaheim in the third round (63rd overall) of the 2007 NHL Entry Draft

Appeared in his second season with Rouyn-Noranda (QMJHL), playing in a career high 67 contests...finished fifth in scoring with the Huskies, helping the club to a first-place finish in the Telus Division...appeared in 17 postseason contests, advancing to the President Cup Final with Rouyn-Noranda.

REGULAR SEASON							PLAYOFFS					
Season	Team	League	GP	G	A	Pts.	PIM	GP	G	A	Pts.	PIM
2005-06	Rimouski	QMJHL	41	8	14	22	30	-	-	-	-	-
2006-07	Rouyn-Noranda	QMJHL	14	1	3	4	10	-	-	-	-	-
2007-08	Rouyn-Noranda	QMJHL	67	23	37	60	53	17	6	10	16	8
<b>QMJHL Totals</b>			<b>122</b>	<b>32</b>	<b>54</b>	<b>86</b>	<b>93</b>	<b>17</b>	<b>6</b>	<b>10</b>	<b>16</b>	<b>8</b>



## LOGAN MACMILLAN CENTER

**SHOOTS:** Left    **HT:** 6-2    **WT:** 200

**BORN:** July 5, 1989; Charlottetown, Prince Edward Island


**DRAFTED:** By Anaheim in the first round (19th overall) of the 2007 NHL Entry Draft

In 2007-08, recorded 15-26=41 points in 46 QMJHL contests for Halifax...helped lead the Mooseheads to a first-place finish in the Eastern Division...in his second season with Halifax in 2006-07, established career highs in goals, assists and points, while finishing fifth on the team in scoring...also appeared in 12 postseason contests, collecting 9-11=20 points, helping to lead the Mooseheads into the Semifinals...in his rookie season with Halifax, collected 9-9=18 points with 31 PIM.

REGULAR SEASON							PLAYOFFS					
Season	Team	League	GP	G	A	Pts.	PIM	GP	G	A	Pts.	PIM
2005-06	Halifax	QMJHL	62	9	9	18	31	11	1	0	1	0
2006-07	Halifax	QMJHL	68	20	35	55	82	12	9	11	20	6
2007-08	Halifax	QMJHL	46	15	26	41	77	15	3	10	13	20
<b>QMJHL Totals</b>			<b>176</b>	<b>44</b>	<b>70</b>	<b>114</b>	<b>190</b>	<b>38</b>	<b>13</b>	<b>21</b>	<b>34</b>	<b>26</b>







## BRENDAN MIKKELSON

### DEFENSEMAN

**SHOOTS:** Left    **HT:** 6-3    **WT:** 210

**BORN:** June 22, 1987; Regina, Saskatchewan


**DRAFTED:** By Anaheim in the second round (31st overall) of the 2005 NHL Entry Draft

Competed in his first professional season with Portland (AHL) in 2007-08...collected 6-10=16 points in 66 regular season contests...helped the Pirates to an Eastern Conference Finals appearance in the 2008 Calder Cup Playoffs, earning 2-6=8 points in 14 playoff games...in 2006-07, played in his second season for Vancouver (WHL), helping to lead the Giants to a Western Conference Championship...played in 21 postseason contests, earning 3-7=10 points before the team eventually fell to Medicine Hat in the WHL Championship...split time between Portland and Vancouver (WHL) in 2005-06, scoring 2-9=11 points in 22 games played, missing the majority of season due to knee injury...recorded 5-10=15 points in 70 games in 2004-05 with Portland...recorded 1-2=3 points in seven postseason games...as a rookie with Portland in 2003-04, collected 3-12=15 points with 43 PIM in 65 games...recorded one goal in five playoff games...in 226 career WHL contests, collected 16-54=70 points with 204 PIM.

### REGULAR SEASON

### PLAYOFFS

Season	Team	League	GP	G	A	Pts.	PIM	GP	G	A	Pts.	PIM
2003-04	Portland	WHL	65	3	12	15	43	5	1	0	1	0
2004-05	Portland	WHL	70	5	10	15	60	7	1	2	3	0
2005-06	Portland	WHL	3	1	1	2	4	-	-	-	-	-
	Vancouver	WHL	19	1	8	9	37	-	-	-	-	-
2006-07	Vancouver	WHL	69	6	23	29	60	21	3	7	10	10
2007-08	Portland	AHL	66	6	10	16	50	14	2	6	8	2
<b>AHL Totals</b>			<b>66</b>	<b>6</b>	<b>10</b>	<b>16</b>	<b>50</b>	<b>14</b>	<b>2</b>	<b>6</b>	<b>8</b>	<b>2</b>



## DREW MILLER

### LEFT WING

**SHOOTS:** Left    **HT:** 6-2    **WT:** 185

**BORN:** February 17, 1984; Dover, New Jersey


**DRAFTED:** By Anaheim in the sixth round (186th overall) of the 2003 NHL Entry Draft

Split the 2007-08 season between Anaheim (NHL) and Portland (AHL)...appeared in 26 contests for the Ducks, making his regular season NHL debut on Oct. 6 @ PIT, the same day he was recalled from Portland...scored his first NHL goal on Oct. 17 vs. NSH in a 3-1 Ducks victory...reassigned to Portland on Jan. 20 where he spent the remainder of the season...collected 16-20=36 points in 31 contests for the Pirates...helped Portland to an Eastern Conference Finals appearance, collecting 1-7=8 points in 16 games...made his professional hockey debut in 2006-07 with Portland, finishing tied for first on the Pirates in rookie scoring and tied for third in overall scoring...joined Anaheim for the 2007 Stanley Cup playoffs, making his NHL debut...appeared in three games, including Games 1 and 2 (May 28 and 30) of the Stanley Cup Final vs. Ottawa...as a junior at Michigan State (CCHA), served as captain while leading the club in scoring with 18-25=43 points in 44 games...was named MSU's MVP and was honored as the CCHA's Best Defensive Forward...in three seasons at MSU, totaled 39-47=86 points in 125 games...for his off-ice efforts, was recognized as the CCHA's 2006 Ilitch Humanitarian Award winner and was nominated for the Hockey Humanitarian Award in 2005 and 2006...Miller is the cousin of former Duck player Kip Miller and assistant coach Kelly Miller...his older brother, Ryan, is a goaltender for the Buffalo Sabres...was the 10th member of his family to play hockey at Michigan State.

### REGULAR SEASON

### PLAYOFFS

Season	Team	League	GP	G	A	Pts.	PIM	GP	G	A	Pts.	PIM
2002-03	River City	USHL	49	14	11	25	22	11	5	4	9	6
2003-04	Michigan St.	CCHA	41	4	6	10	39	-	-	-	-	-
2004-05	Michigan St.	CCHA	40	17	16	33	20	-	-	-	-	-
2005-06	Michigan St.	CCHA	44	18	25	43	30	-	-	-	-	-
2006-07	Portland	AHL	79	16	20	36	51	-	-	-	-	-
	ANAHEIM	NHL	-	-	-	-	-	3	0	0	0	2
2007-08	ANAHEIM	NHL	26	2	3	5	6	-	-	-	-	-
	Portland	AHL	31	16	20	36	12	16	1	7	8	12
<b>NHL Totals</b>			<b>26</b>	<b>2</b>	<b>3</b>	<b>5</b>	<b>6</b>	<b>3</b>	<b>0</b>	<b>0</b>	<b>0</b>	<b>2</b>
<b>AHL Totals</b>			<b>110</b>	<b>32</b>	<b>40</b>	<b>72</b>	<b>63</b>	<b>16</b>	<b>1</b>	<b>7</b>	<b>8</b>	<b>12</b>



## ERIC REGAN

### DEFENSEMAN

**SHOOTS:** Right    **HT:** 6-2    **WT:** 205


**BORN:** May 20, 1988; Ajax, Ontario

**ACQUIRED:** Signed as a free agent, Sept. 22, 2008

**DRAFTED:** Not drafted

Played his fourth OHL season with Oshawa in 2007-08, setting career highs in goals (8), points (48) and games (67)...had two season-high five-game point streaks: Nov. 30-Dec. 7 (0-6-6) and Jan. 3-11 (0-8-8)...finished the month of January with 2-5-17 points in 14 games...helped lead the Generals to the OHL Eastern Conference Championship series, scoring 1-7-8 points with 26 PIM in 15 playoff games...in 2006-07, established a career high with 41 assists at Oshawa.

REGULAR SEASON							PLAYOFFS					
Season	Team	League	GP	G	A	Pts.	PIM	GP	G	A	Pts.	PIM
2004-05	Erie	OHL	61	2	2	4	6	6	0	0	0	0
2005-06	Erie	OHL	25	0	3	3	14	-	-	-	-	-
	Oshawa	OHL	35	3	10	13	16	-	-	-	-	-
2006-07	Oshawa	OHL	64	3	41	44	64	9	1	1	2	7
2007-08	Oshawa	OHL	67	8	40	48	56	15	1	7	8	26
<b>OHL Totals</b>			<b>252</b>	<b>16</b>	<b>96</b>	<b>112</b>	<b>156</b>	<b>30</b>	<b>2</b>	<b>8</b>	<b>10</b>	<b>33</b>



## BOBBY RYAN

### RIGHT WING


**SHOOTS:** Right    **HT:** 6-2    **WT:** 208

**BORN:** March 17, 1987; Cherry Hill, New Jersey

**DRAFTED:** By Anaheim in the first round (second overall) of the 2005 NHL Entry Draft

Made his Stanley Cup Playoffs debut with the Ducks in 2007-08, playing in the first two games of the CQF vs. DAL...was reassigned to Portland (AHL) following Game 2 for the remainder of the Calder Cup Playoffs...led the Pirates in points (20), assists (12) and plus/minus (+7) while tied for the team lead in goals (8) and PPG (3) during the Calder Cup Playoffs...collected points in 13 of his 16 playoff games...finished the postseason on a six-game point streak (3-6-9), May 15-24...began the season with the Ducks, his first in the NHL...recorded two assists for the first multi-point game of his NHL career, Apr. 5 @ LA...scored Anaheim's lone goal in regulation in a 2-1 shootout win, Mar. 22 vs. LA...earned his first career NHL assist, Dec. 27 @ EDM...scored goals in back-to-back games, Dec. 16 vs. SJ and Dec. 18 @ SJ...scored his first career NHL goal in his NHL debut, Sept. 29 @ LA...ranked third on Portland in goals, tied for second in PPG (9) and fifth in points...was named to the 2007-08 AHL All-Rookie Team and voted a starter for PlanetUSA at the 2008 AHL All-Star Classic in Binghamton...in 2006-07, named Portland's Player of the Week, Apr. 9...spent most of the season with Owen Sound (OHL), leading the team in scoring for the second consecutive year...finished eighth in OHL scoring and fourth in PPG...set club records for career goals, assists and points...was the OHL Player of the Week twice (for the weeks ending Dec. 31 and Mar. 11)...made his professional debut with Portland in 2005-06, playing in 19 Calder Cup Playoff games...finished the OHL regular season ranked 10th among league leaders in scoring with 31-64-95 points in 59 games with Owen Sound...also appeared in seven games for Team USA at the 2006 IIHF World Junior Tournament, earning 3-4-7 points in seven tournament games.

REGULAR SEASON							PLAYOFFS					
Season	Team	League	GP	G	A	Pts.	PIM	GP	G	A	Pts.	PIM
1990-91	Medicine Hat	WHL	71	24	26	50	8	12	3	7	10	2
2003-04	Owen Sound	OHL	65	22	17	39	52	7	1	2	3	2
2004-05	Owen Sound	OHL	62	37	52	89	51	8	2	7	9	8
2005-06	Owen Sound	OHL	59	31	64	95	44	11	5	7	12	14
	Portland	AHL	-	-	-	-	-	19	1	7	8	22
2006-07	Owen Sound	OHL	63	43	59	102	63	4	1	1	2	2
	Portland	AHL	8	3	6	9	6	-	-	-	-	-
2007-08	<b>ANAHEIM</b>	<b>NHL</b>	<b>23</b>	<b>5</b>	<b>5</b>	<b>10</b>	<b>6</b>	<b>2</b>	<b>0</b>	<b>0</b>	<b>0</b>	<b>2</b>
	Portland	AHL	48	21	28	49	38	16	8	12	20	18
<b>NHL Totals</b>			<b>23</b>	<b>5</b>	<b>5</b>	<b>10</b>	<b>6</b>	<b>2</b>	<b>0</b>	<b>0</b>	<b>0</b>	<b>2</b>
<b>AHL Totals</b>			<b>56</b>	<b>24</b>	<b>34</b>	<b>58</b>	<b>44</b>	<b>19</b>	<b>1</b>	<b>7</b>	<b>8</b>	<b>22</b>



## BRIAN SALCIDO

### DEFENSEMAN

SHOOTS: Left HT: 6-1 WT: 208

BORN: April 14, 1985; Hermosa Beach, California


DRAFTED: By Anaheim in the fifth round (141st overall) of the 2005 NHL Entry Draft

Led the Portland Pirates (AHL) in defenseman scoring in 2007-08, establishing career highs in goals, assists and points...finished second in the AHL in scoring among blueliners...fourth overall in club scoring and second in assists...made his professional debut with Portland in 2006-07, finishing second on the team in scoring among defensemen...finished 12th in the AHL in rookie defenseman scoring...in 2005-06, played his junior season at Colorado College (WCHA), scoring 8-32=40 points with 69 PIM in 42 games...set career highs in goals, points and assists, while his .95 points per game ranked tied for fourth in the nation among defensemen...finished fourth overall on the Tigers in points and second in assists...finished second in the WCHA in points among defensemen, behind Hobey Baker winner Matt Carle of the University of Denver...following the season, was named All-WCHA Second Team...in his sophomore season at Colorado College, recorded 7-23=30 points in 38 games leading all Tiger defensemen in scoring...finished fourth in the WCHA in scoring among defensemen...in 92 career games at Colorado College, collected 16-55=71 points with 169 PIM...improved his goal, assist and point totals in each of his collegiate seasons.

#### REGULAR SEASON

#### PLAYOFFS

Season	Team	League	GP	G	A	Pts.	PIM	GP	G	A	Pts.	PIM
2003-04	Colorado Coll.	WCHA	12	1	0	1	48	-	-	-	-	-
2004-05	Colorado Coll.	WCHA	38	7	23	30	52	-	-	-	-	-
2005-06	Colorado Coll.	WCHA	42	8	32	40	69	-	-	-	-	-
2006-07	Portland	AHL	76	7	20	27	80	-	-	-	-	-
2007-08	Portland	AHL	71	11	42	53	58	18	0	6	6	18
<b>AHL Totals</b>			<b>147</b>	<b>18</b>	<b>62</b>	<b>80</b>	<b>130</b>	<b>18</b>	<b>0</b>	<b>6</b>	<b>6</b>	<b>18</b>



## PETERI WIRTANEN

### CENTER

SHOOTS: Left HT: 6-1 WT: 203

BORN: May 28, 1986; Hyvinkaa, Finland

DRAFTED: By Anaheim in the sixth round (172nd overall) of the 2006 NHL Entry Draft

Appeared in three contests with Anaheim in 2007-08, making his NHL debut on Oct. 17, 2007...recorded his first career NHL goal on the same night, which proved to be the game-winner in a 3-1 victory vs. Nashville...also played in 78 contests for Portland (AHL), finishing seventh on the club in points...helped the Pirates to an Eastern Conference Finals appearance in the 2008 Calder Cup Playoffs...went scoreless with 14 PIM before the team was eliminated by Wilkes-Barre in seven games...made his North American professional debut in 2006-07 with Portland (AHL), earning 7-11=18 points in 67 games...spent the 2005-06 season with HPK in the Finnish Elite League, collecting 8-3=11 points in 50 games...was captain of the 2006 Finnish Under-20 World Junior Championship Team...helped lead Finland to a bronze medal in the tournament, posting 0-1=1 point in seven games.

#### REGULAR SEASON

#### PLAYOFFS

Season	Team	League	GP	G	A	Pts.	PIM	GP	G	A	Pts.	PIM
2004-05	HPK Hameenlinna	Finland	8	0	0	0	0	-	-	-	-	-
2005-06	HPK Hameenlinna	Finland	50	8	3	11	24	13	1	0	1	12
2006-07	Portland	AHL	67	7	11	18	40	-	-	-	-	-
2007-08	<b>ANAHEIM</b>	<b>NHL</b>	<b>3</b>	<b>1</b>	<b>0</b>	<b>1</b>	<b>2</b>	-	-	-	-	-
	Portland	AHL	78	10	27	37	58	18	0	0	0	14
<b>NHL Totals</b>			<b>3</b>	<b>1</b>	<b>0</b>	<b>1</b>	<b>2</b>	<b>-</b>	<b>-</b>	<b>-</b>	<b>-</b>	<b>-</b>
<b>AHL Totals</b>			<b>145</b>	<b>17</b>	<b>38</b>	<b>55</b>	<b>98</b>	<b>18</b>	<b>0</b>	<b>0</b>	<b>0</b>	<b>14</b>

# FUTURE DUCKS



## JOSH BRITTAIN

### LEFT WING

SHOOTS: Left HT: 6-4 WT: 216

BORN: January 3, 1990; Milton, Ontario


DRAFTED: By Anaheim in the third round (71st overall) of the 2008 NHL Entry Draft

Completed his second season with Kingston (OHL) in 2007-08, finishing fourth in team scoring...tripled his point total from the previous season...finished third on the club in goals, appearing in all 68 contests for the Frontenacs...won the gold medal with Team Canada at the 2008 Under-18 IIHF World Championships.

### REGULAR SEASON

### PLAYOFFS

Season	Team	League	GP	G	A	Pts.	PIM	GP	G	A	Pts.	PIM
2006-07	Kingston	OHL	54	5	12	17	38	2	0	0	0	0
2007-08	Kingston	OHL	68	28	23	51	106	-	-	-	-	-



## MARCO COUSINEAU

### GOALTENDER

CATCHES: Left HT: 6-0 WT: 199

BORN: November 9, 1989; St. Lazare, Quebec


DRAFTED: By Anaheim in the third round (83rd overall) of the 2008 NHL Entry Draft

Appeared in his second season with Baie-Comeau in 2007-08...led the QMJHL in wins and finished fourth among league goaltenders in GAA (based on 30-or-more appearances)...also finished fourth in minutes played (3227)... appeared in 23 contests during his rookie season in 2006-07...has played in six career QMJHL playoff contests, posting a lifetime postseason GAA of 2.48.

### REGULAR SEASON

### PLAYOFFS

Season	Team	League	GP	MIN	GA	SO	GAA	W-L-T	GP	MIN	GA	SO	GAA	W-L
2006-07	Baie-Comeau	QMJHL	23	1015	71	0	4.20	4-12-0	1	10	2	0	11.88	0-0
2007-08	Baie-Comeau	QMJHL	58	3227	151	4	2.81	34-19-0	5	305	11	0	2.17	1-4



## NICOLAS DESCHAMPS

### CENTER

SHOOTS: Left HT: 6-1 WT: 185

BORN: January 6, 1990; Lasalle, Quebec


DRAFTED: By Anaheim in the second round (35th overall) of the 2008 NHL Entry Draft

Appeared in his first season with Chicoutimi of the QMJHL in 2007-08...led all league rookies in scoring and was selected to the QMJHL All-Rookie Team...finished second on his team in points, while also being named the Best Defensive Forward in the QMJHL...earned Rookie of the Month honors twice (November and January)...represented Team Canada at the 2008 IIHF Under-18 World Championships.

### REGULAR SEASON

### PLAYOFFS

Season	Team	League	GP	G	A	Pts.	PIM	GP	G	A	Pts.	PIM
2005-06	C.C. Lemoyne	QAAA	23	5	4	9	14	8	0	0	0	12
2006-07	C.C. Lemoyne	QAAA	35	20	28	48	60	10	4	7	11	22
2007-08	Chicoutimi	QMJHL	70	24	43	67	63	6	2	3	5	6



## JAKE GARDINER

### DEFENSEMAN

**SHOOTS:** Left     **HT:** 6-0     **WT:** 182

**BORN:** July 4, 1990; Deephaven, Minnesota


**DRAFTED:** By Anaheim in the first round (17th overall) of the 2008 NHL Entry Draft

Completed his senior season at Minnetonka High School in Minnesota in 2007-08...increased his point total each year...helped Minnetonka to a 24-4-0 record, finishing second at the Section 6AA Championship...led the team in scoring and finished fifth in goals and assists in the Classic Lake Division...finished third overall among Minnesota high school defensemen in scoring...represented Team USA at the 2007 Under-18 Memorial of Ivan Hlinka tournament in Slovakia and the Czech Republic...will play for the University of Wisconsin this year.

### REGULAR SEASON

### PLAYOFFS

Season	Team	League	GP	G	A	Pts.	PIM	GP	G	A	Pts.	PIM
2005-06	Minnetonka	High-MN	21	2	14	16	6	-	-	-	-	-
2006-07	Minnetonka	High-MN	19	10	22	32	20	-	-	-	-	-
2007-08	Minnetonka	High-MN	24	20	28	48	14	-	-	-	-	-



## RYAN HEGARTY

### DEFENSEMAN

**SHOOTS:** Left     **HT:** 6-0     **WT:** 194

**BORN:** May 16, 1990; Stoneham, Massachusetts

**DRAFTED:** By Anaheim in the fourth round (113th overall) of the 2008 NHL Entry Draft

Completed his second season as part of the U.S. National Team Development Program in 2007-08...appeared in 14 contests with the club as part of the NAHL, finishing fourth among team defensemen...represented Team USA at the 2008 IIHF Under-18 World Championships in Russia.

### REGULAR SEASON

### PLAYOFFS

Season	Team	League	GP	G	A	Pts.	PIM	GP	G	A	Pts.	PIM
2006-07	USNTDP	U-17	15	1	2	3	10	-	-	-	-	-
	USNTDP	NAHL	43	2	2	4	54	6	0	0	0	4
2007-08	USNTDP	U-18	41	5	8	13	38	-	-	-	-	-
	USNTDP	NAHL	14	2	8	10	18	-	-	-	-	-



## STEVEN KAMPFER

### DEFENSEMAN

**SHOOTS:** Right     **HT:** 6-0     **WT:** 202

**BORN:** September 24, 1988; Ann Arbor, Michigan

**DRAFTED:** By Anaheim in the fourth round (93rd overall) of the 2007 NHL Entry Draft


Completed his sophomore season at the University of Michigan (CCHA) in 2007-08, helping the Wolverines to a CCHA title...finished second in points among defensemen behind teammate Mark Mitera...quadrupled his point total from the season before...spent two seasons with Sioux City of the United States Hockey League (USHL), scoring 12-23=35 points in 103 games...also appeared in 13 postseason contests in 2004-05, earning 2-5=7 points with 12 PIM in 13 games.

### REGULAR SEASON

### PLAYOFFS

Season	Team	League	GP	G	A	Pts.	PIM	GP	G	A	Pts.	PIM
2004-05	Sioux City	USHL	47	6	13	19	91	13	2	5	7	12
2005-06	Sioux City	USHL	56	6	10	16	99	-	-	-	-	-
2006-07	U. of Michigan	CCHA	35	1	3	4	24	-	-	-	-	-
2007-08	U. of Michigan	CCHA	42	2	15	17	36	-	-	-	-	-





## BRANDON MCMILLAN

### CENTER

**SHOOTS:** Left    **HT:** 5-11    **WT:** 190

**BORN:** March 22, 1990; Richmond, British Columbia

**DRAFTED:** By Anaheim in the third round (85th overall) of the 2008 NHL Entry Draft

Appeared in his second season with Kelowna (WHL)...more than tripled his point production from the previous season...finished fifth among the Rockets in scoring and second in games played, missing only one contest during the 2007-08 regular season...helped Team Canada to a gold medal at the 2008 Under-18 IIHF World Championships...played in seven postseason contests with Kelowna, going scoreless...in his rookie season in 2006-07, collected 2-10=12 points in 55 contests.

REGULAR SEASON							PLAYOFFS					
Season	Team	League	GP	G	A	Pts.	PIM	GP	G	A	Pts.	PIM
2006-07	Kingston	OHL	54	5	12	17	38	2	0	0	0	0
2007-08	Kingston	OHL	68	28	23	51	106	-	-	-	-	-



## MARK MITERA

### DEFENSESMAN

**SHOOTS:** Left    **HT:** 6-3    **WT:** 213

**BORN:** October 22, 1987; Royal Oak, Michigan

**DRAFTED:** By Anaheim in the first round (19th overall) of the 2006 NHL Entry Draft

Served as an alternate captain during his junior season at Michigan (CCHA) in 2007-08...was named the Inside College Hockey Defenseman of the Year and a CCHA finalist for Best Defensive Defenseman...also named to the NCAA East Regional All-Tournament team...finished first among Wolverines in scoring, setting career highs in goals, points and assists...in 2006-07, was third in scoring among team defensemen...was a member of the 2005-06 National Junior Team...won a Gold Medal with Team USA at the 2005 World Under-18 Championships.

REGULAR SEASON							PLAYOFFS					
Season	Team	League	GP	G	A	Pts.	PIM	GP	G	A	Pts.	PIM
2005-06	U. of Michigan	CCHA	39	0	10	10	59	-	-	-	-	-
2006-07	U. of Michigan	CCHA	41	1	17	18	52	-	-	-	-	-
2007-08	U. of Michigan	CCHA	43	2	21	23	60	-	-	-	-	-



## MATTIAS MODIG

### GOALTENDER

**CATCHES:** Left    **HT:** 6-0    **WT:** 180

**BORN:** April 1, 1987; Lulea, Sweden

**DRAFTED:** By Anaheim in the fourth round (121st overall) of the 2007 NHL Entry Draft

Appeared in 13 contests with Lulea HF of the Swedish Elite League, recording a 3.53 GAA...split time in 2006-07 between Lulea and Lulea Jr...with Lulea HF, played in 32 games and posted a 2.53 GAA...spent the majority of the 2005-06 season with Lulea Jr. of the Swedish Junior League, compiling a 2.18 GAA in 19 games played.

REGULAR SEASON									PLAYOFFS					
Season	Team	League	GP	MIN	GA	SO	GAA	W-L-T	GP	MIN	GA	SO	GAA	W-L
2005-06	Lulea HF	Sweden	2	65	3	0	2.74	---	-	-	-	-	-	-
	Lulea Jr.	Sweden-Jr.	19	1154	42	1	2.18	---	3	175	10	0	3.43	-
2006-07	Lulea HF	Sweden	32	1636	69	1	2.53	---	1	20	1	0	3.00	-
	Lulea Jr.	Sweden-Jr.	2	120	7	0	3.50	---	-	-	-	-	-	-
2007-08	Lulea HF	Sweden	13	696	41	1	3.53	---	-	-	-	-	-	-



## BRETT MORRISON

### CENTER

**SHOOTS:** Left    **HT:** 5-10    **WT:** 180

**BORN:** July 25, 1987; Sydney, Nova Scotia

**DRAFTED:** By Anaheim in the fifth round (151st overall) of the 2007 NHL Entry Draft

Split the 2007-08 season with Prince Edward Island and Rouyn-Noranda (QMJHL)...finished ninth among league leaders and first on his team in points...also finished ninth among league leaders in assists...was second in the league in shooting percentage (23%; based on 100-or-more shots)...split the 2006-07 season with Gatineau and PEI...finished the season second on PEI in scoring and first in assists...also appeared in seven postseason contests with PEI, earning a club-leading 8-8=16 points in just seven games...in 244 career QMJHL contests, recorded 114-161=275 points with 195 PIM.

### REGULAR SEASON

### PLAYOFFS

Season	Team	League	GP	G	A	Pts.	PIM	GP	G	A	Pts.	PIM
2004-05	Gatineau	QMJHL	51	7	15	22	6	8	0	0	0	0
2005-06	Gatineau	QMJHL	64	33	39	72	53	16	2	5	7	4
2006-07	Gatineau	QMJHL	36	23	31	54	50	-	-	-	-	-
	PEI	QMJHL	28	12	24	36	26	7	8	8	16	10
2007-08	PEI	QMJHL	40	26	31	57	48	-	-	-	-	-
	Rouyn-Noranda	QMJHL	25	13	21	34	12	17	6	20	26	14



## ERIC O'DELL

### CENTER

**SHOOTS:** Right    **HT:** 6-0    **WT:** 177

**BORN:** June 21, 1990; Ottawa, Ontario

**DRAFTED:** By Anaheim in the second round (39th overall) of the 2008 NHL Entry Draft

Joined Sudbury of the OHL mid-season, collecting 14-18=32 points in 26 contests...led the club in rookie scoring and finished fifth in points despite playing half as many games as his teammates...began the season playing 'Junior A' hockey with the Cumberland Grads (CJHL)...helped Team Canada to the gold medal at the 2008 Under-18 IIHF World Championships, collecting 1-3=4 points.

### REGULAR SEASON

### PLAYOFFS

Season	Team	League	GP	G	A	Pts.	PIM	GP	G	A	Pts.	PIM
2006-07	Ottawa West	OJHL-B	40	28	20	48	45	-	-	-	-	-
	Ottawa Jr. Sens	CJHL	2	1	0	1	0	-	-	-	-	-
2007-08	Cumberland	CJHL	34	23	33	56	12	-	-	-	-	-
	Sudbury	OHL	26	14	18	32	19	-	-	-	-	-



## NICK PRYOR

### DEFENSEMAN

**SHOOTS:** Left    **HT:** 5-11    **WT:** 184

**BORN:** September 9, 1990; St. Paul, Minnesota

**DRAFTED:** By Anaheim in the seventh round (208th overall) of the 2008 NHL Entry Draft

Appeared in 12 contests with the U.S. National Team Development Program in the North American Hockey League (NAHL)...also played in 41 contests with the Program as part of the Under-18 league, collecting 3-11=14 points over 53 combined games.

### REGULAR SEASON

### PLAYOFFS

Season	Team	League	GP	G	A	Pts.	PIM	GP	G	A	Pts.	PIM
2006-07	USNTDP	U-17	7	2	3	5	2	-	-	-	-	-
	USNTDP	NAHL	37	1	3	4	10	4	1	0	1	0
2007-08	USNTDP	U-18	41	3	9	12	6	-	-	-	-	-
	USNTDP	NAHL	12	0	2	2	6	-	-	-	-	-



## JUSTIN SCHULTZ

### DEFENSEMAN


**SHOOTS:** Right    **HT:** 6-1    **WT:** 180

**BORN:** July 6, 1990; Kelowna, British Columbia

**DRAFTED:** By Anaheim in the second round (43rd overall) of the 2008 NHL Entry Draft

In 2007-08, finished second among defensemen in the 2008 Interior Conference playoffs, collecting 3-5=8 points in 11 games...was named the Top Defenseman in the Interior Conference after finishing second among conference blueliners in scoring.

REGULAR SEASON							PLAYOFFS					
Season	Team	League	GP	G	A	Pts.	PIM	GP	G	A	Pts.	PIM
2006-07	Westside	BCHL	-	29	29	58	29	-	-	-	-	-
2007-08	Westside	BCHL	57	9	31	40	28	11	3	5	8	4



## SEBASTIAN STEFANISZIN

### GOALTENDER

**CATCHES:** Left    **HT:** 6-0    **WT:** 194

**BORN:** July 22, 1987; Berlin, East Germany

**DRAFTED:** By Anaheim in the fourth round (98th overall) of the 2007 NHL Entry Draft

In nine contests with Iserlohn of the German League in 2007-08, posted a 4.50 GAA...played for Eisbaren Berlin in 2006-07, compiling a 4.59 GAA in two games played...split the 2005-06 season between Hamburg and Eisbaren Berlin, posting a combined 2.74 GAA in seven appearances.

REGULAR SEASON									PLAYOFFS					
Season	Team	League	GP	MIN	GA	SO	GAA	W-L-T	GP	MIN	GA	SO	GAA	W-L
2005-06	Hamburg	Germany	4	240	8	0	2.00	---	-	-	-	-	-	-
	Eisbaren Berlin	Germany	3	175	11	0	3.77	---	-	-	-	-	-	-
2006-07	Eisbaren Berlin	Germany	2	39	3	0	4.59	---	-	-	-	-	-	-
2007-08	Iserlohn	Germany	9	467	35	0	4.50	1-6-0	-	-	-	-	-	-



## ERIC TANGRADI

### LEFT WING


**SHOOTS:** Left    **HT:** 6-3    **WT:** 220

**BORN:** February 10, 1989; Philadelphia, Pennsylvania

**DRAFTED:** By Anaheim in the second round (42nd overall) of the 2007 NHL Entry Draft

Appeared in his second season with Belleville (OHL)...finished sixth on the club in points...advanced to the OHL Championship Series with the Bulls, collecting 7-11=18 points in 20 contests...was one of 53 players invited to participate in the 2008 USA Hockey National Junior Evaluation Camp...in his rookie season with Belleville of the Ontario Hockey League (OHL), earned 5-15=20 points in 65 games...earned 8-9=17 points in just 15 postseason contests with the Bulls, helping lead the squad to the East Division title in the OHL's Eastern Conference.

REGULAR SEASON							PLAYOFFS					
Season	Team	League	GP	G	A	Pts.	PIM	GP	G	A	Pts.	PIM
2006-07	Belleville	OHL	65	5	15	20	32	15	8	9	17	14
2007-08	Belleville	OHL	56	24	36	60	41	21	7	11	18	20



## JUSTIN VAIVE

### LEFT WING

**SHOOTS:** Left     **HT:** 6-5     **WT:** 213

**BORN:** July 8, 1989; Buffalo, New York


**DRAFTED:** By Anaheim in the fourth round (92nd overall) of the 2007 NHL Entry Draft

Appeared in his freshman season with the Miami University Redhawks (CCHA)...played for the USA Under-18 team in the USA National Team Development Program in 2006-07, collecting 7-8=15 points with 49 PIM... also played 15 games for the NTDP in the North American Hockey League (NAHL), recording 4-1=5 points... appeared in 37 games in 2005-06 with the NTDP between the U-17 and NAHL leagues, earning 7-13=20 points with 50 PIM.

### REGULAR SEASON

### PLAYOFFS

Season	Team	League	GP	G	A	Pts.	PIM	GP	G	A	Pts.	PIM
2005-06	USNTDP	U-17	13	3	5	8	16	-	-	-	-	-
	USNTDP	NAHL	24	4	8	12	34	5	1	1	2	6
2006-07	USNTDP	U-18	43	7	8	15	49	-	-	-	-	-
	USNTDP	NAHL	15	4	1	5	22	-	-	-	-	-
2007-08	Miami University	CCHA	41	3	7	10	65	-	-	-	-	-



## STEFAN WARG

### DEFENSESMAN

**SHOOTS:** Right     **HT:** 6-3     **WT:** 204

**BORN:** February 6, 1990; Stockholm, Sweden

**DRAFTED:** By Anaheim in the fifth round (143rd overall) of the 2008 NHL Entry Draft

Appeared in 33 contests with Vasteras Jr. of the Swedish SuperElit League...recorded 2-6=8 points with 61 PIM...also appeared in three postseason contests, going scoreless with 14 PIM.

### REGULAR SEASON

### PLAYOFFS

Season	Team	League	GP	G	A	Pts.	PIM	GP	G	A	Pts.	PIM
2006-07	Vasteras U18	Swe-U18	14	0	6	6	14	5	0	0	0	6
2007-08	Vasteras U18	Swe-U18	1	0	0	0	12	-	-	-	-	-
	Vasteras Jr.	Swe-Jr.	33	2	6	8	61	3	0	0	0	14
	Vasteras	Sweden-2	3	0	0	0	0	-	-	-	-	-



# 2008-09 DUCKS PLAYER PERSONNEL

## FORWARDS

No.	NAME	HT	WT	POS	S	BIRTHPLACE	BIRTHDATE	2007-08 CLUB
7	Brendan Morrison	5-11	181	C	L	Pitt Meadows, British Columbia	Aug. 15, 1975	Vancouver (NHL)
8	Teemu Selanne	6-0	200	RW	R	Helsinki, Finland	July 3, 1970	Anaheim (NHL)
10	Corey Perry	6-3	209	RW	R	Peterborough, Ontario	May 16, 1985	Anaheim (NHL)
14	Chris Kunitz	6-0	193	LW	L	Regina, Saskatchewan	Sept. 26, 1979	Anaheim (NHL)
15	Ryan Getzlaf	6-4	216	C	R	Regina, Saskatchewan	May 10, 1985	Anaheim (NHL)
16	George Parros	6-5	231	RW	R	Washington, Pennsylvania	Dec. 29, 1979	Anaheim (NHL)
17	Brian Sutherby	6-3	209	C	L	Edmonton, Alberta	Mar. 1, 1982	Washington (NHL)/Anaheim (NHL)
18	Drew Miller	6-2	185	LW	L	Dover, New Jersey	Feb. 17, 1984	Portland (AHL)/Anaheim (NHL)
20	Ryan Carter	6-2	202	C	L	White Bear Lake, Minnesota	Aug. 3, 1983	Portland (AHL)/Anaheim (NHL)
22	Todd Marchant	5-10	182	C	L	Buffalo, New York	Aug. 12, 1973	Anaheim (NHL)
24	Brad May	6-1	213	LW	L	Toronto, Ontario	Nov. 29, 1971	Anaheim (NHL)
26	Samuel Pahlsson	6-0	204	C	L	Ornskoldsvik, Sweden	Dec. 17, 1977	Anaheim (NHL)
32	Travis Moen	6-2	216	LW	L	Stewart Valley, Saskatchewan	Apr. 6, 1982	Anaheim (NHL)
39	Joakim Lindstrom	6-1	196	LW	L	Skelleftea, Sweden	Dec. 5, 1983	Syracuse (AHL)/Columbus (NHL)
41	Michal Birner	6-0	192	LW	L	Litomerice, Czech Republic	Mar. 2, 1986	Peoria (AHL)/Portland (AHL)
42	Eric Boguniecki	5-9	192	C	R	New Haven, Connecticut	May 6, 1975	ERC Ingolstadt (Germany)
43	Josh Green	6-3	225	LW	L	Camrose, Alberta	Nov. 16, 1977	Salzburg EC (Austria)
44	Rob Niedermayer	6-2	201	LW	L	Cassiar, British Columbia	Dec. 28, 1974	Anaheim (NHL)
45	Logan MacMillan	6-2	200	LW	L	Charlottetown, P.E.I.	July 5, 1989	Halifax (QMJHL)
48	Andrew Ebbett	5-9	182	C	L	Vernon, British Columbia	Jan. 2, 1983	Portland (AHL)/Anaheim (NHL)
49	Maxime Maceneauer	6-0	198	C	L	Laval, Quebec	Jan. 4, 1989	Rouyn Noranda (QMJHL)
50	Troy Bodie	6-4	215	RW	R	Portage la Prairie	Jan. 25, 1985	Springfield (AHL)
51	Ryan Dingle	5-10	180	LW	L	Steamboat Springs, Colorado	Apr. 4, 1984	Portland (AHL)
52	Ryan Donally	6-5	223	LW	L	Tecumseh, Ontario	Feb. 4, 1985	Las Vegas (ECHL)/Quad City (AHL)
54	Bobby Ryan	6-2	208	RW	R	Cherry Hill, New Jersey	Mar. 17, 1987	Portland (AHL)/Anaheim (NHL)
56	Petteri Wirtanen	6-1	203	C	L	Hyvinkaa, Finland	May 28, 1986	Portland (AHL)/Anaheim (NHL)
58	Jason Bailey	6-0	203	RW	R	Ottawa, Ontario	June 4, 1987	Ottawa (OHL)
65	Bobby Bolt	6-3	228	LW	L	Thunder Bay, Ontario	Apr. 29, 1987	Portland (AHL)/Aug.a (ECHL)
64	Matt Beleskey	6-0	208	LW	L	Windsor, Ontario	June 7, 1988	Belleville (OHL)

## DEFENSEMEN

No.	NAME	HT	WT	POS	S	BIRTHPLACE	BIRTHDATE	2007-08 CLUB
5	Steve Montador	6-0	210	D	R	Vancouver, British Columbia	Dec. 21, 1979	Florida (NHL)
11	Mathieu Schneider	5-11	195	D	L	New York, New York	June 12, 1969	Anaheim (NHL)
21	Sean O'Donnell	6-2	232	D	L	Ottawa, Ontario	Oct. 13, 1971	Anaheim (NHL)
23	Francois Beauchemin	6-0	207	D	L	Sorel, Quebec	June 4, 1980	Anaheim (NHL)
25	Chris Pronger	6-6	214	D	L	Dryden, Ontario	Oct. 10, 1974	Anaheim (NHL)
27	Scott Niedermayer	6-1	195	D	L	Edmonton, Alberta	Aug. 31, 1973	Anaheim (NHL)
40	Kent Huskins	6-4	205	D	L	Ottawa, Ontario	May 4, 1979	Anaheim (NHL)
45	Brennan Evans	6-4	220	D	L	Camrose, Alberta	Jan. 6, 1982	Worcester (AHL)
53	Brett Festerling	6-1	214	D	L	Quesnel, British Columbia	Mar. 3, 1986	Portland (AHL)
55	Brian Salcido	6-1	208	D	L	Hermosa Beach, California	Apr. 14, 1985	Portland (AHL)
60	Brendan Mikkelsen	6-3	210	D	L	Regina, Saskatchewan	June 22, 1987	Portland (AHL)
62	John de Gray	6-4	216	D	L	Richmond Hill, Ontario	Mar. 14, 1988	Brampton (OHL)/Portland (AHL)
75	Eric Regan	6-2	205	D	R	Ajax, Ontario	May 20, 1988	Oshawa (OHL)
79	Stu Bickel	6-3	205	D	R	Chanhassen, Minnesota	Oct. 2, 1986	U. of Minnesota (WCHA)

## GOALTENDERS

No.	NAME	HT	WT	POS	C	BIRTHPLACE	BIRTHDATE	2007-08 CLUB
1	Jonas Hiller	6-2	193	G	R	Felben Wellhausen, Switzerland	Feb. 12, 1982	Anaheim (NHL)/Portland (AHL)
30	J.P. Levesseur	6-0	204	G	R	Victoriaville, Quebec	Jan. 15, 1987	Portland (AHL)/Aug.a (ECHL)
31	David LeNeveu	6-1	194	G	L	Fernie, British Columbia	May 23, 1983	San Antonio (AHL)/Hartford (AHL)
35	J.S. Giguere	6-1	201	G	L	Montreal, Quebec	May 16, 1977	Anaheim (NHL)





833 5TH AVE.  
 DES MOINES, IOWA 50309  
 PHONE: (515) 564-8700  
 FAX: (515) 288-0034  
 WWW.IOWACHOPS.COM  
 E-MAIL: INFO@IOWACHOPS.COM



Chairman/Governor/Owner.....	Kirby Schlegel	General Manager.....	Bob Murray
Owner.....	Robert Schlegel	Assistant General Manager.....	Bob Ferguson
Owner.....	Howard Baldwin	Head Coach.....	Gord Dineen
President.....	Steve Nitzel	Assistant Coach.....	Paul Jerrard
Vice President, Communications		Assistant Coach.....	Matt Laatsch
& Broadcasting.....	Alex Kyrias	Athletic Trainer.....	Joe Huff
Controller.....	Jennifer Hintz	Equipment Manager.....	Chris Aldrich
Director, Corporate Partner Services		Assistant Equipment Manager.....	Corey Morong
& Game Entertainment.....	Audrey Berglund	Home Ice.....	Wells Fargo Arena
Corporate Partner Sales Manager.....	Matt Neutzman	Seating Capacity.....	7,475 (lower bowl)
Corporate Sales Manager.....	Ryan Smiley		
Corporate Sales Manager.....	Tom Nemo		
Corporate Sales Manager.....	Ryan James		
Corporate Sales Manager.....	Nathaniel Newborn		
Group Sales Manager.....	Rob Schreurs		
Fan Development Coordinator.....	Frank Meeink		


## TEAM HISTORY

The American Hockey League team in Des Moines, Iowa was originally founded as the Iowa Stars by Dallas businessmen Bob and Kirby Schlegel, and Howard Baldwin of Hockey Holdings & Management Group. The club began play in 2005-06 and made the Calder Cup Playoffs in two of its first three seasons.

Dallas served as the primary NHL affiliate for the first three seasons before the Anaheim Ducks announced a new multi-year affiliation agreement with Iowa on June 3, 2008. The following month, the AHL team was renamed the Iowa Chops. The new Iowa Chops logo depicts a vicious boar's head in the team colors of crimson, grey and black, and was designed to depict the tougher style of hockey coming to Iowa. Showcasing the team's proud Iowa roots, the secondary logo is an outline of the state of Iowa with a giant letter "I" in the center.

On August 19, 2008, the Ducks named Gord Dineen Head Coach of the Chops. Dineen, 46, begins his first stint as a Head Coach in the AHL this season. He spent 2007-08 as an Assistant Coach for the Portland Pirates, Anaheim's then AHL affiliate. Prior to coaching in Portland, Dineen served as an assistant coach in the AHL for Louisville (2000-01), Springfield (2003-04), Utah (2004-05) and San Antonio (2005-06). Dineen's head coaching experience includes stints with Macon (2001-02) and Richmond (2002-03) in the ECHL.

Originally drafted by the New York Islanders in 1981 NHL Entry Draft (42nd overall), Dineen made his NHL debut in 1982-83 with the Islanders. A veteran of 528 career NHL games between the Islanders (1982-88, 1994-95), Minnesota North Stars (1988-89), Pittsburgh Penguins (1988-92) and Ottawa Senators (1992-94), Dineen scored 16-90=106 points with 695 PIM. He collected 1-7=8 points with 68 PIM in 40 career NHL Playoff games, winning the Stanley Cup in 1991 with Pittsburgh.



**GORD DINEEN**  
Head Coach



**PAUL JERRARD**  
Assistant Coach



**MATT LAATSCH**  
Assistant Coach

# 2007-08 AHL STATISTICS

## 2007-08 REGULAR SEASON PORTLAND STATISTICS

No.	PLAYER	POS	GP	G	A	PTS	+	PIM	PP	SH	GW	SHOTS	PCT
19	Ebbett, Andrew	C	74	18	54	72	-3	66	5	0	5	213	8.5
18	Platt, Geoff	C	60	28	30	58	10	49	7	0	5	223	12.6
	(TOTALS)	C	75	32	33	65	9	55	9	1	5	272	11.8
5	King, Jason	C	65	29	30	59	-7	42	13	0	4	186	15.6
22	Salcido, Brian	D	71	11	42	53	11	58	8	0	1	118	9.3
29	Ryan, Bobby	RW	48	21	28	49	9	38	9	1	2	120	17.5
10	Dixon, Stephen	C	80	17	28	45	10	43	4	0	4	151	11.3
26	Wirtanen, Petteri	C	78	10	27	37	9	58	3	0	2	113	8.8
27	Miller, Drew	LW	31	16	20	36	10	12	3	0	5	85	18.8
12	Bouck, Tyler	C	79	11	18	29	-2	86	4	0	1	129	8.5
6	St. Jacques, Bruno	D	48	8	12	20	-5	49	5	0	1	91	8.8
	(TOTALS)	D	61	8	20	28	-6	65	5	0	1	107	7.5
25	Callahan, Joe	D	65	1	23	24	2	59	1	0	0	65	1.5
	Birner, Michal	LW	40	7	6	13	1	14	1	0	1	76	9.2
	(TOTALS)	LW	58	9	11	20	-2	18	2	0	1	112	8.0
	Leach, Jay	D	20	3	6	9	9	30	1	1	0	23	13.0
	(TOTALS)	D	74	6	14	20	21	84	2	1	0	73	8.2
16	Ferguson, Simon	RW	60	6	12	18	-5	103	0	1	1	106	5.7
11	Bootland, Darryl	RW	35	2	5	7	1	132	0	0	0	35	5.7
	(TOTALS)	RW	63	4	13	17	-1	225	0	0	0	74	5.4
9	Mikkelsen, Brendan	D	66	6	10	16	-5	50	1	0	2	82	7.3
	Segal, Brandon	RW	54	5	9	14	1	46	0	0	0	95	5.3
33	Festerling, Brett	D	74	3	11	14	-4	64	0	0	0	71	4.2
42	Schneider, Andy	D	57	3	8	11	21	81	1	0	1	60	5.0
	Keith, Matt	C	34	5	5	10	-8	13	3	0	0	60	8.3
39	Christie, Matt	C	18	4	5	9	-2	2	0	1	1	27	14.8
17	Hoffman, Mike	RW	38	5	3	8	3	81	0	0	2	57	8.8
	Wilson, Clay	D	14	3	5	8	-2	6	1	0	0	32	9.4
2	Weinrich, Eric	D	52	1	7	8	0	68	0	0	0	38	2.6
15	Dingle, Ryan	F	19	1	5	6	-5	10	1	0	0	37	2.7
8	Carter, Ryan	LW	13	3	2	5	3	38	0	1	2	21	14.3
	Rome, Aaron	D	14	2	3	5	-3	31	2	0	0	39	5.1
32	Dwyer, Gordie	LW	13	1	2	3	-3	27	0	0	0	10	10.0
	Peters, Geoff	C	9	2	0	2	-2	16	0	0	0	18	11.1
41	Veideman, Adrian	D	6	1	1	2	-3	2	1	0	0	1	100.0
	Caruana, Matt	C	5	0	1	1	2	2	0	0	0	4	0.0
	Bolt, Bobby	LW	4	0	0	0	-4	0	0	0	0	1	0.0
	Gardner, Greg	C	5	0	0	0	-2	2	0	0	0	7	0.0
	Klubertanz, Kyle	D	5	0	0	0	-1	2	0	0	0	1	0.0
	de Gray, John	D	6	0	0	0	2	0	0	0	0	3	0.0

No.	GOALIES	GPI	MIN	AVG	W	L	OTL	SOL	GA	SAVES	SPCT
	Aubin, Jean-Sebastien	11	645:08	1.67	6	2	2	0	18	273	0.938
	(TOTALS)	12	653:48	2.02	6	2	2	0	22	276	0.926
	Hiller, Jonas	6	370:15	2.11	3	1	1	1	13	171	0.929
35	Levasseur, J.P.	10	600:27	2.50	4	5	0	1	25	195	0.886
31	McKenna, Mike	41	2269:11	2.72	24	12	1	1	103	1013	0.908
30	Coleman, Gerald	18	967:52	2.91	8	6	1	1	47	403	0.896
	<b>TEAM TOTALS</b>	<b>80</b>	<b>4876:28</b>	<b>2.65</b>	<b>45</b>	<b>26</b>	<b>5</b>	<b>4</b>	<b>215</b>	<b>2055</b>	<b>0.905</b>

# 2008-09 IOWA CHOPS SEASON SCHEDULE



I O W A  
C H O P S

## October 2008

S	M	T	W	T	F	S
					vs. PEO 7:05	at PEO 7:00
					vs. RFD 7:05	vs. QC 7:05
at RFD 4:05					vs. LE 7:05	at SA 7:00
					vs. CHI 7:05	
at SA 5:00		at HOU 7:05				

## November 2008

S	M	T	W	T	F	S
						vs. CHI 7:05
					at QC 7:05	
					vs. SA 7:05	vs. SA 7:05
					vs. QC 7:05	vs. MIL 7:05
					vs. MIL 7:05	vs. MIL 7:05
vs. GR 5:05				at QC 7:05	Thanksgiving	at MAN 7:30
						at MAN 7:30

## December 2008

S	M	T	W	T	F	S
					at RCH 6:35	at LE 6:30
					at RFD 7:05	vs. MIL 7:05
at LE 4:00					vs. CHI 7:05	vs. MIL 7:05
					at PEO 7:00	vs. PEO 7:05
at MIL 4:00					Christmas	vs. RFD 7:05
	at RFD 7:05	at MIL 6:00	at GR 6:00			

## January 2009

S	M	T	W	T	F	S
					New Year's Day	at TOR 6:00
						at HAM 6:00
					at PEO 7:00	vs. MAN 7:05
					vs. TOR 7:05	vs. MAN 7:05
					vs. QC 7:05	vs. MIL 7:05
					vs. RFD 7:05	at RFD 7:30
					at CHI 7:00	vs. SA 7:05
					vs. PEO 7:05	at PEO 7:00

## February 2009

S	M	T	W	T	F	S
Super Bowl Sunday					vs. HOU 7:05	vs. RFD 7:05
					vs. RCH 7:05	vs. HOU 7:05
					vs. HOU 7:05	vs. HOU 7:05
					at CHI 7:00	at HOU 7:35
					vs. SA 7:05	vs. MIL 7:05
					vs. CHI 7:05	vs. MIL 7:05

## March 2009

S	M	T	W	T	F	S
					at MIL 7:00	at MIL 7:00
						at QC 7:05
					at CHI 7:00	at CHI 7:30
					vs. RFD 7:05	vs. QC 7:05
					vs. PEO 7:05	at RFD 7:05
					at QC 7:05	at MIL 7:30
vs. QC 5:05					vs. HOU 7:05	

## April 2009

S	M	T	W	T	F	S
					at HOU 7:05	at SA 7:00
						at SA 7:00
					at QC 7:05	vs. QC 7:05
Easter Sunday						

\*All times are Central Standard Time

Home Game Start times: 7:05pm (5:05pm on Sunday's)



Tickets: (515) 564-8700, or [iowachops.com](http://iowachops.com)

### Eastern Conference

East	Atlantic
ALB Albany River Rats	HRT Hartford Wolf Pack
BNG Binghamton Senators	LOW Lowell Devils
BPT Bridgeport Sound Tigers	MCH Manchester Monarchs
HER Hershey Bears	POR Portland Pirates
NOR Norfolk Admirals	PRO Providence Bruins
PHI Philadelphia Phantoms	SPR Springfield Falcons
WBS Wilkes-Barre/Scranton Penguins	WOR Worcester Sharks

### Western Conference

North	West
GR Grand Rapids Griffins	CHI Chicago Wolves
HAM Hamilton Bulldogs	HOU Houston Aeros
LE Lake Erie Monsters	IOW Iowa Chops
MAN Manitoba Moose	MIL Milwaukee Admirals
RCH Rochester Americans	PEO Peoria Rivermen
SYR Syracuse Crunch	QC Quad City Flames
TOR Toronto Marlies	RFD Rockford IceHogs
	SA San Antonio Rampage



the coolest place on earth!  
**2008-2009**

Anaheim ICE is the Official Training Facility of the Anaheim Ducks. This world class skating center features both NHL and Olympic size rinks. The facility also has a snack bar, pro shop, locker rooms, second floor meeting space and spectator seating for 850 people.

Anaheim ICE is Southern California's premier skating facility. As Anaheim's "home rink", Anaheim ICE is a true amenity, dedicated to a sense of community, fun and entertainment for all. Built upon a philosophy of training, education and development, Anaheim ICE is committed to setting the standard for youth, adult and women's hockey, ice skating and recreation programs.

With a menu that includes a variety of ice sport programming, Anaheim ICE offers new opportunities for people of all ages and skill levels. Developed in partnership with the City of Anaheim, the facility is the home rink for Disney GOALS (Growth Opportunities through Athletics, Learning and Service), a non-profit program designed to offer organized athletics, supplementary education and community service to local underserved youth. In addition, Anaheim ICE provides ice time and services annually to more than 6,000 students of the Anaheim City and Union High School Districts. The Anaheim Junior Ducks youth hockey program begins its fourteenth season and JSerra High School begins its first season at Anaheim ICE.

**IT JUST DOESN'T  
GET ANY BETTER!**

Anaheim ICE was designed by renowned architect Frank Gehry. The facility features a 3,000 square foot pro shop that offers the finest hockey and skating gear available in Southern California along with special player services and a highly-trained staff. Club 32<sup>nd</sup>, located on the second floor, is available for gatherings ranging from birthday parties to business community meetings featuring a glassed-in viewing area which allows guests to view activities on both rinks. In addition, the skate rental counter houses 1,000 pairs of skates for general and public use.




300 West Lincoln Avenue,  
Anaheim, CA 92805

Anaheim ICE is conveniently located in the City of Anaheim, just 2 miles north of Disneyland and 5 miles East of the Honda Center.

WWW.ANAHEIMICE.COM / 714.585.RINK



ANHEIM  
**DUCKS**  
the coolest place on earth



*Public Skating*

*Birthday Parties*

*Youth Hockey*

*Adult Hockey*

*Learn To Skate  
Programs*

*NHL & Olympic ICE*




300 West Lincoln Avenue,  
Anaheim, CA 92805

Anaheim ICE is conveniently  
located in the City of  
Anaheim, just 2 miles north of  
Disneyland and 5 miles East  
of the Honda Center.

M O N T A G U E . 8 0 0 . 4 8 1 . 8 1 1 1 . I C E . 0 0 0 0 / 7 1 4 . 5 3 5 . 3 1 1 1






all sport team  
SAN MANUEL  
HOTEL & CASINO  
NHL.com Progress

# HISTORY

# 2007-08 ANAHEIM DUCKS



**Front Row (L-R):** J.S. Giguere, Executive Vice President/COO Tim Ryan, Senior Vice President of Hockey Operations Bob Murray, Executive Vice President & General Manager Brian Burke, Owner Henry Samueli, Rob Niedermayer, Chris Pronger, Chris Kunitz, Owner Susan Samueli, CEO Michael Schulman, Head Coach Randy Carlyle, Assistant General Manager David McNab, Jonas Hiller. **Second Row:** Assistant Coach Newell Brown, Assistant Coach Dave Farrish, Vice President of Human Resources Kim Kutcher, Vice President of Operations Kevin Starkey, Senior Vice President/CMO Bob Wagner, Teemu Selanne, Scott Niedermayer, Samuel Pahlsson, Todd Marchant, Senior Advisor to the General Manager Al Coates, Vice President of Sales & Marketing Steve Obert, Vice President of Finance Doug Heller, Anaheim Arena Management Vice President of Finance Angela Wergechik, Video Coordinator Joe Trotta. **Third Row:** Assistant Equipment Manager John Alloway, Equipment Manager Doug Shearer, Doug Weight, Mathieu Schneider, Bobby Ryan, Sean O'Donnell, Ryan Getzlaf, Corey Perry, Francois Beauchemin, Marc-Andre Bergeron, Goaltending Consultant Francois Allaire, Strength & Conditioning Coach Sean Skahan, Head Trainer Tim Clark. **Back Row:** Visiting Team Equipment Attendant Chris Kincaid, Brad May, Travis Moen, Brian Sutherby, George Parros, Todd Bertuzzi, Kent Huskins, Joe DiPenta, Ryan Carter, Massage Therapist James Partida.

## POSTSEASON NOTES IN PLAYOFF SECTION

### THE SEASON:

The Ducks completed the 2007-08 regular season with a mark of 47-27-8 record for 102 points, finishing second in the Pacific Division and fourth in the Western Conference...Anaheim eclipsed the 100-point mark for the second consecutive year, while setting new season club records for the fewest goals allowed (184) and most home wins (28)...Anaheim finished the year winning eight of its last 10 (8-2-0) and 15 of the last 20 games (15-4-1)...at Honda Center, the club went 12-1-0 in the last 13 games and 19-3-1 over the final 23 home contests...the club clinched a playoff berth for the third consecutive year and sixth time in franchise history on Mar. 26 vs. Los Angeles in a 2-1 shootout triumph.

### ELITE CLUB:

The Ducks reached the 100-point mark in a 4-3 victory on Apr. 5 at Los Angeles...the last team to appear in the Stanley Cup Final and record 100-or-more points the following season was the 2003-04 New Jersey Devils (43-25-14, 100 points)...Anaheim recorded its first-ever 100+ point campaign in 2006-07, going 48-20-14 with 110 points...the Ducks joined Detroit (115), San Jose (108) and Pittsburgh (102) as the only clubs with 100+ points in each of the last two seasons...going back to the 2005-06 season, the Ducks have recorded 98+ points in each of the last three seasons...only Anaheim (98 points in 2005-06, 110 in 2006-07, 102 in 2007-08), Detroit (124, 113, 115) and San Jose (99, 107, 108) have accomplished the feat...further, Anaheim and Detroit are the only two clubs to have posted 26 wins-or-more at HOME in each of the last three campaigns.

### TEAMS WITH 100-OR-MORE STANDINGS POINTS OVER LAST TWO SEASONS

Team	2006-07	2007-08
Detroit	113	115
San Jose	107	108
Pittsburgh	105	102
<b>Anaheim</b>	<b>110</b>	<b>102</b>

### LEADERS BY ADDITION:

The Ducks went 20-5-1 after the return of right wing Teemu Selanne on Feb. 5 against the New York Islanders at Nassau Coliseum...the Ducks also had similar success when they welcomed the return of defenseman Scott Niedermayer and arrival of center Doug Weight...the Ducks owned the best winning percentage in the NHL after Selanne's return on Feb. 5 (.788) and the best winning percentage following Niedermayer's return on Dec. 16 (.708)...below is a closer look:

#### NHL STANDINGS BEGINNING FEB. 5

RK	TEAM	GP	W	L	OT	PTS	WIN %
1.	Anaheim	26	20	5	1	41	.788
2.	San Jose	30	20	7	3	43	.717
3.	Washington	29	19	7	3	41	.696
4.	Montreal	29	19	9	1	39	.672
5.	Pittsburgh	29	18	8	3	39	.672

#### NHL STANDINGS BEGINNING DEC. 16

RK	TEAM	GP	W	L	OT	PTS	WIN %
1.	Anaheim	48	32	12	4	68	.708
2.	Pittsburgh	51	32	13	6	70	.686
3.	San Jose	52	32	14	6	70	.673
4.	Washington	49	30	13	6	64	.673
5.	Montreal	50	31	14	5	67	.670

# 2007-08 ANAHEIM DUCKS

## DUCKS SELL OUT THE SEASON:

The Ducks' sellout vs. Phoenix on Apr. 6 (17,269) marked the club's 40th in 40 games at Honda Center in 2007-08, a complete sellout for the regular season...it was just the second time a local NHL team (Southern California market) had sold out a full (non-lockout) regular season...the 1991-92 Los Angeles Kings were the only other such team to do so at the 16,005-seat Forum...the Ducks set franchise attendance records last season for sellouts (40), average attendance (17,195) and percent capacity (100.12%)...the Ducks broke the team record for consecutive regular season sellouts on Feb. 22 against the St. Louis Blues when they surpassed the previous record of 51 straight regular season sellouts set from Dec. 22, 1993-Oct.



## THE NEXT SEASON:

Heading into the 2007-08 NHL season, only four of previous eight Stanley Cup Finalists qualified for the playoffs the following year...with a 2-1 shootout win vs. the Kings on Mar. 26, the Ducks made it five of 10 (Ottawa later became the sixth of 10) to earn a playoff berth the year after appearing in the Stanley Cup Final...of those 10 finalists, only two have had home ice advantage in the first round the following year (2003 Red Wings, 2006 Flames)...Anaheim was the third such team, securing the fourth seed in the 2008 postseason...a look below at the results of the last 10 Stanley Cup Finalists the following season:

Year	Team	Record	Regular Season Finish	Playoffs?	Playoff results
2002-03	Detroit	48-20-10-4, 110 pts.	1st Central Div., 2nd Western Conf.	Yes	Lost first round to ANA, 4-0
2002-03	Carolina	22-43-11-6, 61 pts.	5th Southeast Div., 15th Eastern Conf.	No	N/A
2003-04	New Jersey	43-25-12-2, 100 pts.	2nd Atlantic Div., 6th Eastern Conf.	Yes	Lost first round to PHI, 4-1
2003-04	Anaheim	29-35-10-8, 76 pts.	4th Pacific Div., 12th Western Conf.	No	N/A
2005-06	Tampa Bay	43-33-6, 92 pts.	2nd Southeast Div., 8th Eastern Conf.	Yes	Lost first round to OTT, 4-1
2005-06	Calgary	46-25-11, 103 pts.	1st Northwest Div., 3rd Western Conf.	Yes	Lost first round to ANA, 4-3
2006-07	Carolina	40-34-8, 88 pts.	3rd Southeast Div., 11th Eastern Conf.	No	N/A
2006-07	Edmonton	32-43-7, 71 pts.	5th Northwest Div., 12th Western Conf.	No	N/A
2007-08	Anaheim	47-27-8, 102 pts.	2nd Pacific Div., 4th Western Conf.	Yes	Lost first round to DAL, 4-2
2007-08	Ottawa	43-31-8, 94 pts.	2nd Northeast Div., 7th Eastern Conf.	Yes	Lost first round to PIT, 4-0

Defending champion in bold

20, 1995...the Ducks finished the regular season with a sellout streak of 74 games, the third-longest active regular season sellout streak among U.S.-based NHL teams...Minnesota finished the season with 287 consecutive regular season sellouts, with the NY Rangers next on the list at 116 (Pittsburgh ranks fourth with 54 straight regular season sellouts).

## WINNING AT HONDA CENTER:

The Ducks finished 28-9-4 at Honda Center last season, establishing a new franchise record for home wins in the regular season...the previous team record of 26 home wins was established during the 2005-06 season (26-10-5) and matched in the 2006-07 campaign (26-6-9)...the team went 12-1-0 in the last 13 home games, outscoring their opposition, 42-2...the club scored three-or-more goals in 10 of the 13 contests and allowed two-or-fewer goals in 11 of the 13 games...over the last nine home games, the Ducks outscored their opposition, 27-13, allowing exactly one goal in five of the nine contests...including a 28-9-4 record last year (excluding Sept. 30 "home" game in London, England), the Ducks are 73-20-16 in their last 109 regular season games at Honda Center dating back to Nov. 25, 2006...the Ducks have a .690 winning percentage (116-42-37, 269 pts.) over the last 195 home games, earning at least one point in 153 of those 195 contests (19-6-8 in the last 33 home games of 2002-03 season and 19-11-11 in 2003-04)...the Ducks also went 10-2 at home in the 2007 Stanley Cup playoffs, clinching all four series wins at Honda Center...Anaheim ranked second the NHL in points earned at home and win percentage in 2007-08.

# 2007-08 ANAHEIM DUCKS

## THE TOP 10 LIST:

J.S. Giguere was one of only three goaltenders in the NHL in 2007-08 to rank among the top 10 in wins, goals-against average and save percentage... Giguere ranked second in GAA (2.12), third in SV% (.922) and tied for seventh in wins (35)...the only other two goaltenders who ranked among the top 10 in all three categories were New Jersey's Martin Brodeur and Minnesota's Niklas Backstrom...Brodeur ranked second in wins (44), fifth in GAA (2.17) and tied for sixth in SV% (.920)...Backstrom ranked tied for ninth in wins (33), tied for eighth in GAA (2.31) and tied for sixth in SV% (.920).

## STREAKING:

The Ducks won a franchise-record 10 consecutive games at Honda Center from Feb. 17-Mar. 26, marking the longest home winning streak in the NHL in 2007-08...Anaheim's 10-game home winning streak was the longest in the league since Detroit won 13 straight at Joe Louis Arena from Dec. 20, 2006-Feb. 21, 2007...a look at the longest home winning streaks in club history:

### LONGEST HOME WINNING STREAKS IN CLUB HISTORY

#### 10 games (Feb. 17-Mar. 26, 2008)

7 games (Dec. 19, 2007-Jan. 15, 2008)

7 games (Mar. 7-Apr. 4, 2006)

6 games (Feb. 25-Mar. 11, 2007)

6 games (Dec. 1-12, 2002)

## HILLER SHINES:

Ducks goaltender Jonas Hiller closed the regular season on a strong note...from Mar. 1 through the end of the regular season, Hiller ranked second in the NHL with a .952 SV% (stopping 217-of-228 shots) and 1.55 GAA (11 GA/426 MIN) among goaltenders that have played in at least five games (Hiller was 4-3-0 in those games)...Hiller allowed two goals or-less in six of those seven games, allowing exactly one goal in four of the contests...over his last 12 starts, Hiller was 8-4-0 with a 1.74 GAA (21 GA/726 MIN) and .943 SV% (347-of-368)...Hiller won six of his last seven starts at HOME, recording a 1.67 GAA (12 GA/432 MIN) and .937 SV% (stopping 177-of-189 shots).

## THESE RECORDS FELL:

After a record-breaking season in 2006-07, the Ducks once again set club records in several major statistical categories...with 184 goals allowed, the Ducks set a franchise record for fewest goals allowed in a single season...the Ducks finished second in the NHL in fewest goals against, behind only Detroit (179)...a look below at both Ducks team and individual records that were tied or broken in 2007-08:

### TEAM RECORDS BROKEN IN 2007-08

Category	Record
HOME WINS	27
CONSECUTIVE HOME WINS	10
GOALS ALLOWED	184*

\*Does not include goals awarded for shootout wins

### INDIVIDUAL RECORDS BROKEN IN 2007-08

Category	Record
Assists by a Center	57 (Getzlaf)
All-Time Scoring	688 (Selanne)
All-Time Wins by a Goaltender	183 (Giguere)
All-Time Shutouts	29 (Giguere)
Lowest GAA in a Season	2.12 (Giguere)
Highest SV% in a Season	.9224 (Giguere)

## STRONG RETURN:

Right wing Teemu Selanne finished the regular season with 11-9=20 points in his last 20 games, including a three-game point streak (1-4=5) from Mar. 12-19 and a five-game point streak from Feb. 17-29...his 550th (now 552) career goal on Mar. 22 at Phoenix moved him past Ron Francis and into sole possession of 23rd place on the all-time goals list...Selanne, who also posted goals in four straight games (Feb. 20-29), was named the NHL First Star of the Week for Feb. 18-24...he scored 5-2=7 points during the week as the Ducks posted three consecutive victories... Selanne notched one goal in a 3-2 shootout win over the Colorado Avalanche on Feb. 20, tallied once in a 2-1 overtime victory over the St. Louis Blues on Feb. 22 and recorded 3-2=5 points (20th career hat trick) in a 6-3 victory over the Chicago Blackhawks on Feb. 24...he also reached the 600-assist milestone in the contest.





## MORE GETZLAF:

Ryan Getzlaf finished the season with a +32 rating, the second-highest in club history (Kariya, +36 in 1996-97)...since the 1998-99 season, Getzlaf was also just the fourth player age 22-or-younger to finish a season with a rating of +25-or-better...Andrej Meszaros of Ottawa (+34 at age 20) did so in 2005-06, as did the Flyers' Simon Gagne (+31 at age 22) in 2001-02 (then with Tampa Bay) and Alex Tanguay (+35 at age 21) in 2000-01 (then with Colorado).

## BLANKED:

Stopping all 19 shots in regulation and one in the shootout on Feb. 1 at St. Louis, goaltender J.S. Giguere became the franchise's all-time shutout leader with 28, moving past Guy Hebert, who recorded 27 in his Ducks career...in his next start, Giguere turned away all 25 shots faced on Feb. 5 at the New York Islanders for his second straight shutout and 29th of his career...it marked his first back-to-back shutouts since recording three consecutive from Dec. 8-15, 2002...in addition, Giguere also broke the club's all-time wins record, surpassing Guy Hebert with 174 wins as a Duck on Feb. 17 vs. Calgary in a 4-2 victory...below is a complete list of the franchise all-time leaders in both categories:

### DUCKS ALL-TIME SHUTOUTS

Goaltender	Shutouts
<b>J.S. Giguere</b> .....	<b>29</b>
Guy Hebert .....	27
Martin Gerber .....	3
Mikhail Shtalenkov .....	3
Dominic Roussel .....	2
Ilya Bryzgalov .....	2



### DUCKS ALL-TIME WINS

Goaltender	Wins
<b>J.S. Giguere</b> .....	<b>183</b>
Guy Hebert .....	173
Mikhail Shtalenkov .....	34
Ilya Bryzgalov .....	26
Martin Gerber .....	17
Dominic Roussel .....	12

## WINNING WAYS:

Randy Carlyle (138-74-34) became Anaheim's winningest head coach in franchise history with a 2-1 victory over the New Jersey Devils on Feb. 8 at Prudential Center...Carlyle surpassed Ron Wilson's club record of 120 wins as a Ducks head coach with win No. 121 in his 223rd game behind the bench with Anaheim.

## YOUTH MOVEMENT:

Center Ryan Getzlaf and right wing Corey Perry, Anaheim's top two scorers, ranked among the NHL's leading scorers aged 22 and younger in 2007-08...Getzlaf and Perry ranked third and tied for 10th on the list, respectively...Anaheim's tandem of Getzlaf and Perry along with Pittsburgh's Evgeni Malkin and Sidney Crosby, and Washington's Alex Ovechkin and Nicklas Backstrom were the only duos in the NHL on the same team with two 23+ goal scorers aged 22 and younger... below is a complete look:

### NHL LEADING SCORERS AGE 22 AND UNDER

Player	Team	GP	G	A	P	Date of Birth	Age (end of reg. season)
Alexander Ovechkin	Washington	82	65	47	112	Sept. 17, 1985	22y6m
Evgeni Malkin	Pittsburgh	82	47	59	106	July 31, 1986	21y8m
<b>Ryan Getzlaf</b>	<b>Anaheim</b>	<b>77</b>	<b>24</b>	<b>58</b>	<b>82</b>	<b>May 10, 1985</b>	<b>22y10m</b>
Anze Kopitar	Los Angeles	82	32	45	77	Aug. 24, 1987	20y7m
Sidney Crosby	Pittsburgh	53	24	48	72	Aug. 7, 1987	20y8m
Patrick Kane	Chicago	82	21	51	72	Nov. 19, 1988	19y4m
Paul Stastny	Colorado	66	24	47	71	Dec. 27, 1985	22y3m
Nicklas Backstrom	Washington	82	14	55	69	Nov. 23, 1987	20y4m
Nathan Horton	Florida	82	27	35	62	May 29, 1985	22y10m
<b>Corey Perry</b>	<b>Anaheim</b>	<b>70</b>	<b>29</b>	<b>25</b>	<b>54</b>	<b>May 16, 1985</b>	<b>22y10m</b>
Jonathan Toews	Chicago	64	24	30	54	Apr. 29, 1988	19y11m



# 2007-08 SEASON IN REVIEW

## GAME SUMMARIES

### SEPTEMBER 29, 2007 - ANAHEIM 1 @ LOS ANGELES 4

The defending Stanley Cup champion Anaheim Ducks opened their 15th NHL season with a 4-1 loss to the Los Angeles Kings at O2 Arena in London, England...rookie **Bobby Ryan** collected his first career NHL point, scoring Anaheim's first goal of the season at 13:09 of the third period...defensemen **Chris Pronger** and **Francois Beauchemin** assisted on Ryan's tally...goaltender **Ilya Bryzgalov** stopped 17-of-20 shots.

PP: 1-8 PK: 3-8 SF: 27 SA: 20

TOI: C. Pronger (29:11)

Three Stars: 1. Cammalleri 2. Bernier 3. Kopitar

### SEPTEMBER 30, 2007 - ANAHEIM 4 VS. LOS ANGELES 1

The Ducks earned a split in the NHL Premiere Series with a 4-1 victory over the Los Angeles Kings at O2 Arena in London, England...**Corey Perry** collected 2-1-3 points, tying career highs in goals and points...**Andy McDonald** had two assists while **Chris Kunitz** and **Travis Moen** chipped in with their first goals of the season...**Todd Marchant**, **Rob Niedermayer**, **Chris Pronger**, **Joe DiPenta**, **Kent Huskins** each recorded single assists in the win.

PP: 1-5 PK: 0-5 SF: 25 SA: 23

TOI: C. Pronger (25:37)

Three Stars: 1. Perry 2. McDonald 3. Hiller

### OCTOBER 3, 2007 - ANAHEIM 2 @ DETROIT 3 SO

The Ducks suffered their first shootout loss of the 2007-08 regular season, falling to the Detroit Red Wings, 3-2, at Joe Louis Arena...in a rematch of the 2007 Western Conference Finals, the Ducks received goals from **Todd Bertuzzi** and **Ryan Getzlaf** to send Detroit's season opener into overtime...Bertuzzi also assisted on Getzlaf's goal to give the former Red Wing his first multiple-point game as a Duck...**Ilya Bryzgalov** turned away 40-of-42 shots and stopped Detroit's first two attempts in the shootout...**Francois Beauchemin** led the Ducks with 33:01 TOI.

PP: 1-6 PK: 2-7 SF: 15 SA: 42

TOI: F. Beauchemin (33:01)

Three Stars: 1. Zetterberg 2. Hudler 3. Bryzgalov



### OCTOBER 5, 2007 - ANAHEIM 0 @ COLUMBUS 4

Pascal Leclaire stopped all 28 shots he faced as the Columbus Blue Jackets shut out the Ducks, 4-0, at Nationwide Arena...the Ducks recorded 28 shots on net but were still held off the scoreboard for the first time in 2007-08...**Ilya Bryzgalov** became the first Anaheim goaltender to start in consecutive games, stopping 33-of-37 shots...**Chris Pronger** led all skaters with 30:39 of ice time, his second 30-minute game of the season...**Ryan Getzlaf** had a team-high six shots on goal while rookie **Ryan Carter** won 6-of-7 faceoffs (86%).

PP: 0-8 PK: 3-10 SF: 28 SA: 37

TOI: C. Pronger (30:39)

Three Stars: 1. Nash 2. Fedorov 3. Leclaire

### OCTOBER 6, 2007 - ANAHEIM 4 @ PITTSBURGH 5

**Chris Kunitz** (2-1-3) and **Francois Beauchemin** (0-3-3) each recorded three points but the Ducks came up short in Pittsburgh, dropping a 5-4 decision in the finale of a five-game road trip...Kunitz, **Corey Perry** and **Ryan Getzlaf** all scored for the Ducks...Beauchemin, who led all skaters in TOI (21:20), tied his career high with three assists while Kunitz, Getzlaf and **Chris Pronger** all had single assists...**Jonas Hiller** made his second career NHL start, turning away 24-of-29 shots.

PP: 1-5 PK: 1-5 SF: 23 SA: 29

TOI: F. Beauchemin (31:20)

Three Stars: 1. Sykora 2. Armstrong 3. Kunitz

### OCTOBER 10, 2007 - ANAHEIM 2 VS. BOSTON 1

The Ducks opened the home schedule of the 2007-08 regular season with a 2-1 victory over the Boston Bruins in front of the 35th consecutive sellout crowd at Honda Center (17,285)...on a night when the 2007 Pacific Division, Western Conference and Stanley Cup championship banners were raised to the rafters of their home rink, the Ducks rallied from an early one-goal deficit with a second-period tally from **Ryan Getzlaf** and a game-winner from **Francois Beauchemin** in the third to win their second consecutive home opener...Getzlaf assisted on Beauchemin's decisive goal while **Kent Huskins** and **Shane Hnidy** also had single assists in the victory...goaltender **Ilya Bryzgalov** stopped 18-of-19 shots for his first win of the season.

PP: 0-3 PK: 0-3 SF: 30 SA: 19

TOI: F. Beauchemin (28:45)

Three Stars: 1. Getzlaf 2. Beauchemin 3. Pahlsson

### OCTOBER 14, 2007 - ANAHEIM 0 VS. MINNESOTA 2

The Ducks suffered their second shutout of the regular season to the Minnesota Wild, 2-0, at Honda Center...the loss came despite the Ducks outshooting the Wild, 37-25...recovered from offseason sports hernia surgery, goaltender **J.S. Giguere** made his season debut, stopping 23-of-25 shots in the setback...defenseman **Chris Pronger** led all skaters with 32:40 TOI...the contest marked the first night of back-to-back home games for the Ducks, just the fifth set of such games in franchise history.

PP: 0-8 PK: 0-4 SF: 37 SA: 25

TOI: C. Pronger (32:40)

Three Stars: 1. Harding 2. Moen 3. Pronger

### OCTOBER 15, 2007 - ANAHEIM 6 VS. DETROIT 3

The Ducks avenged an Oct. 3 shootout loss in Detroit with a 6-3 victory over the Red Wings before 17,174 at Honda Center...playing home games in consecutive nights for just the 10th time in team history, the Ducks received goals from **Corey Perry**, **Chris Kunitz**, **Andy McDonald**, **Sean O'Donnell**, **Samuel Pahlsson** and **Kent Huskins**, who notched his first career NHL goal at the 1:56 mark of the first period...**Chris Pronger** and **Ryan Getzlaf** led the Ducks with 0-3-3 points each while Kunitz, **Francois Beauchemin**, **Joe DiPenta** and **Rob Niedermayer** all recorded single assists...along with a +1 rating, Beauchemin set a career high with 34:45 TOI...goaltender **Ilya Bryzgalov** turned away 32-of-35 shots for his second win of the season.

PP: 2-11 PK: 1-9 SF: 29 SA: 35

TOI: F. Beauchemin (34:45)

Three Stars: 1. Kunitz 2. Zetterberg 3. Bryzgalov

# 2007-08 SEASON IN REVIEW

## OCTOBER 17, 2007 - ANAHEIM 3 VS. NASHVILLE 1

The Ducks concluded a four-game homestand with a 3-1 victory over the Predators at Honda Center...center **Petteri Wirtanen** became the ninth player in franchise history to score a goal in his NHL debut...Wirtanen, who scored the game-winner at the 4:47 mark of the third period, was followed by left wing **Drew Miller**, who also scored his first career NHL goal in the third...right wing **Corey Perry** opened the scoring for Anaheim at 19:40 in the first, defeating Nashville goaltender Chris Mason with a shot off the inside of the post...**Chris Kunitz**, **Ryan Getzlaf**, **George Parros**, **Andy McDonald**, **Joe DiPenta** and **Kent Huskins** each earned single assists in the win...first star **J.S. Giguere** turned away 28-of-29 shots for his first victory of the season.

PP: 0-2 PK: 0-2 SF: 31 SA: 29

TOI: C. Pronger (25:46)

Three Stars: 1. Giguere 2. Miller 3. Wirtanen

## OCTOBER 20, 2007 - ANAHEIM 1 @ DALLAS 3

The Ducks opened a brief two-game road trip with a 3-1 loss to the Dallas Stars at American Airlines Center...goaltender **J.S. Giguere** stopped 9-of-12 shots before being relieved in the second period by **Ilya Bryzgalov**, who turned away all 11 shots faced...defenseman **Chris Pronger** scored his first goal of the season in the second period against the Stars' Marty Turco...**Ryan Getzlaf** and **Samuel Pahlsson** picked up the assists on Pronger's tally...**Francois Beauchemin** led all skaters in TOI (29:48).

PP: 1-8 PK: 1-3 SF: 21 SA: 23

TOI: F. Beauchemin (29:48)

Three Stars: 1. Turco 2. Lehtinen 3. Ribeiro

## OCTOBER 23, 2007 - ANAHEIM 2 @ ST. LOUIS 4

The Ducks fell short in a 4-2 loss to the Blues in St. Louis...**Andy McDonald** opened the scoring for the Ducks at the 1:37 mark of the first period, and was followed with a second-period tally by **Mark Mowers**, his first goal of the regular season...assists went to **Corey Perry**, **Chris Kunitz**, **Drew Miller** and **Kent Huskins**...goaltender **J.S. Giguere** turned away 29-of-32 shots.

PP: 1-8 PK: 1-3 SF: 21 SA: 23

TOI: F. Beauchemin (31:51)

Three Stars: 1. Boyes 2. Kariya 3. Tkachuk

## OCTOBER 25, 2007 - ANAHEIM 0 VS. PHOENIX 1

The Ducks were handed their third shutout loss of the regular season, falling 1-0 to the Phoenix Coyotes at Honda Center...the loss snapped Anaheim's 10-game home winning streak against Phoenix, which was tied for the NHL's longest active home winning streak vs. one opponent...the setback came despite the Ducks outshooting their Pacific Division rival, 31-21...**Ilya Bryzgalov** was strong in net, stopping 20-of-21 shots in the tough-luck loss...defenseman **Francois Beauchemin** led all skaters in TOI for the third consecutive game.

PP: 0-6 PK: 0-5 SF: 31 SA: 21

TOI: F. Beauchemin (29:51)

Three Stars: 1. Auld 2. McDonald 3. Kunitz

## OCTOBER 28, 2007 - ANAHEIM 2 VS. EDMONTON 3 SO

The Ducks suffered their second shutout loss of the season, dropping a 3-2 decision to the Edmonton Oilers at Honda Center...leading 2-1 with less than two minutes to play, the Ducks allowed a shorthanded goal to Edmonton's Andrew Cogliano at the 18:33 mark of the third period...after a scoreless overtime, the Oilers clinched the extra point with two goals in the shootout against **J.S. Giguere**, who had stopped 20-of-22 shots...right wing **Corey Perry** led the Ducks with 1-1=2 points and was joined in the scoring by left wing **Chris Kunitz**, who collected his fifth goal of the season...center **Andy McDonald** had a single assist to round out the scoring for Anaheim.

PP: 0-4 PK: 0-3 SF: 32 SA: 22

TOI: C. Pronger (32:56)

Three Stars: 1. Kunitz 2. Cogliano 3. Perry



## NOVEMBER 1, 2007 - ANAHEIM 2 VS. COLUMBUS 1 SO

The Ducks snapped a four-game losing streak with a 2-1 shootout victory over the Columbus Blue Jackets at Honda Center...making his Anaheim debut, defenseman **Mathieu Schneider** scored the lone goal in the shootout and was named first star after playing 25:25...left wing **Rob Niedermayer** opened the scoring for the Ducks 13 seconds into the third period, burying a loose puck behind Columbus goaltender **Fredrik Norrena** for his first goal of the season...**J.S. Giguere** turned away 19-of-20 shots and stopped **Sergei Fedorov**, **Rick Nash** and **David Vyborny** in the shootout for his second win of 2007-08.

PP: 0-6 PK: 1-6 SF: 34 SA: 20

TOI: C. Pronger (31:57)

Three Stars: 1. Schneider 2. Pronger 3. Norrena

## NOVEMBER 3, 2007 - ANAHEIM 5 @ PHOENIX 2

The Ducks earned their first road win of the regular season with a 5-2 victory over the Phoenix Coyotes at Jobing.com Arena...the Ducks had four players with three points, tying the most ever in a single game in club history (also Jan. 1, 1999 at Buffalo)...**Corey Perry** (2-1=3), **Mathieu Schneider** (1-2=3), **Ryan Getzlaf** (1-2=3) and **Chris Pronger** (0-3=3) all had three points to lead the Ducks to their second consecutive victory, tying their season high...**Brad May** also got into the scoring, collecting his first goal of the season at the 8:54 mark of the second period...goaltender **J.S. Giguere** stopped 30-of-32 shots for his second straight win.

PP: 2-6 PK: 1-5 SF: 39 SA: 32

TOI: C. Pronger (24:53)

Three Stars: 1. Schneider 2. Pronger 3. Giguere

## NOVEMBER 5, 2007 - ANAHEIM 0 VS. DALLAS 5

The Ducks had a two-game winning streak snapped with a 5-0 loss to the Dallas Stars at Honda Center...the setback marked the fourth time the Ducks were held off the scoreboard in 2007-08...goaltender **J.S. Giguere** stopped 15-of-19 shots before being replaced by **Ilya Bryzgalov**, who made saves on 4-of-5 shots...defenseman **Francois Beauchemin** led all skaters with 26:27 TOI...center **Ryan Getzlaf** paced the Ducks with four shots on Dallas netminder Marty Turco.

PP: 2-5 PK: 2-8 SF: 27 SA: 29

TOI: F. Beauchemin (28:57)

Three Stars: 1. Lehtinen 2. McDonald 3. Morrow

# 2007-08 SEASON IN REVIEW

## NOVEMBER 7, 2007 - ANAHEIM 5 VS. PHOENIX 6 OT

The Ducks battled back from a two-goal deficit but came up short in a 6-5 overtime loss to Phoenix...defensemen **Mathieu Schneider** (1-2-3) and **Chris Pronger** (0-3-3) led the Ducks with three points apiece while center **Ryan Getzlaf** (0-2-2) and left wing **Chris Kunitz** (1-1-2) each recorded two-point games...along with Schneider and Kunitz, right wing **Corey Perry**, left wing **Drew Miller** and center **Todd Marchant** also scored for Anaheim...Ilya Bryzgalov started in net for the Ducks, stopping 14-of-18 shots...he was relieved in the second period by **J.S. Giguere**, who made stops on 9-of-11 shots.

PP: 0-4 PK: 2-3 SF: 19 SA: 24

TOI: F. Beauchemin (26:27)

Three Stars: 1. Marchant 2. Doan 3. Pronger

## NOVEMBER 9, 2007 - ANAHEIM 3 VS. SAN JOSE 2 SO

The Ducks won their second consecutive game decided by a shootout, defeating the San Jose Sharks, 3-2, at Honda Center...centers **Ryan Getzlaf** and **Andy McDonald** both scored in the shootout while goaltender **J.S. Giguere** denied San Jose's Joe Pavelski and Jonathan Cheechoo to help the Ducks to their eighth point in the last six games...Giguere made saves on 22-of-24 shots en route to his fourth win of the season...as in the shootout, Getzlaf and McDonald were responsible for both Anaheim goals in regulation, scoring at the 12:30 mark of the second period and 5:56 in the third, respectively...right wing **Corey Perry**, center **Todd Marchant** and defenseman **Mathieu Schneider** and **Kent Huskins** had assists in the win...defenseman **Chris Pronger** led all skaters with 28:13 TOI.

PP: 0-1 PK: 1-6 SF: 26 SA: 24

TOI: C. Pronger (28:13)

Three Stars: 1. McDonald 2. Pahlsson 3. Thornton

## NOVEMBER 13, 2007 - ANAHEIM 4 VS. LOS ANGELES 3 SO

The Ducks overcame a third-period rally by the Los Angeles Kings to post their club-record third consecutive shootout victory, 4-3, at Honda Center...leading 3-1 on goals by centers **Ryan Getzlaf** and **Todd Marchant**, and defenseman **Kent Huskins**, the Ducks saw Los Angeles respond with a pair of goals in the third to force overtime...after a scoreless extra frame, right wing **Corey Perry** and center **Andy McDonald** scored against Jason LaBarbera while goaltender **J.S. Giguere** made a pair of saves to clinch the shootout win.

PP: 2-4 PK: 2-8 SF: 33 SA: 32

TOI: C. Pronger (29:36)

Three Stars: 1. Getzlaf 2. Cammalleri 3. Pahlsson

## NOVEMBER 15, 2007 - ANAHEIM 6 @ LOS ANGELES 3

Right wing **Corey Perry** had two goals and an assist to lead the Ducks to a 6-3 victory and a home-and-home sweep against the Los Angeles Kings at Staples Center...Perry recorded his second two-goal game of the season and his three points tied him with left wing **Chris Kunitz** (0-3-3) for the team high...center **Ryan Getzlaf** (1-1-2) and left wing **Rob Niedermayer** (1-1-2) also recorded multiple-point games...centers **Andy McDonald** (0-1-1) and **Samuel Pahlsson** (1-0-1), and left wings **Brad May** (1-0-1) and **Travis Moen** (0-1-1) all had single points in Anaheim's third consecutive victory...goaltender **J.S. Giguere** stopped 26-of-29 shots for his sixth win of the year.

PP: 0-3 PK: 1-5 SF: 32 SA: 29

TOI: F. Beauchemin (28:13)

Three Stars: 1. Perry 2. Kunitz 3. Kopitar

## NOVEMBER 17, 2007 - ANAHEIM 2 @ SAN JOSE 1 SO

The Ducks extended their season high winning streak to four games with a 2-1 shootout victory over the San Jose Sharks at HP Pavilion...first star **J.S. Giguere** denied Devin Setoguchi, Patrick Marleau and Joe Pavelski in the shootout, making it 10 straight shootout saves for the Anaheim goaltender...right wing **Corey Perry** had the only goal in the shootout, defeating Evgeni Nabokov to give the Ducks their fourth consecutive win in a shootout...left wing **Chris Kunitz** scored Anaheim's lone goal in regulation, beating Nabokov at the 15:24 mark of the first period...defenseman **Francois Beauchemin** and center **Ryan Getzlaf** earned assists on Kunitz's goal.

PP: 0-2 PK: 0-4 SF: 29 SA: 29

TOI: F. Beauchemin (32:33)

Three Stars: 1. Giguere 2. Nabokov 3. Ozolinsh

## NOVEMBER 21, 2007 - ANAHEIM 1 @ DALLAS 2 SO

The Ducks had their season-high four-game winning streak snapped with a 2-1 loss to the Dallas Stars at American Airlines Center...Anaheim went into the third period leading on the strength of right wing **Corey Perry's** first-period power play goal...Dallas responded with a pair of goals 41 seconds apart in the third to deny Anaheim an undefeated road trip...goaltender **J.S. Giguere** suffered his first regulation loss since Nov. 5 vs. Dallas despite making saves on 22-of-24 shots...center **Ryan Getzlaf** and defenseman **Chris Pronger** picked up assists on Perry's first-period goal.

PP: 1-6 PK: 2-6 SF: 18 SA: 24

TOI: F. Beauchemin (28:11)

Three Stars: 1. Modano 2. Zubov 3. Perry

## NOVEMBER 23, 2007 - ANAHEIM 3 VS. PHOENIX 4 SO

Two days after seeing a four-game winning streak come to an end, the Ducks had their four-game winning streak in shootouts snapped with a 4-3 loss to the Phoenix Coyotes at Honda Center...center **Ryan Getzlaf** and right wing **Corey Perry** were denied in the shootout by **Ilya Bryzgalov**, who was making his first start against his former team...Shane Doan and Radim Vrbata both beat Anaheim goaltender **Jonas Hiller** to give the Coyotes their second straight win in Anaheim...during regulation, defenseman **Chris Pronger** tied his career high with two goals (14th time) while Getzlaf extended his career high points streak to seven consecutive games with an unassisted goal in the first period...right wing **Todd Bertuzzi**, left wing **Travis Moen**, center **Andy McDonald** and defenseman **Sean O'Donnell** earned single assists in the setback.

PP: 1-4 PK: 1-5 SF: 26 SA: 38

TOI: F. Beauchemin (24:15)

Three Stars: 1. Pronger 2. Vrbata 3. Perry

## NOVEMBER 25, 2007 - ANAHEIM 3 VS. LOS ANGELES 2

The Ducks snapped a two-game losing streak with a 3-2 victory over the Southern California rival Los Angeles Kings at Honda Center...the Ducks overcame a two-goal first period by Los Angeles with two goals from center **Ryan Getzlaf**, who extended his career high points streak to eight consecutive games and recorded his fifth career multiple-goal game...left wing **Chris Kunitz** scored the game-winner at the 16:54 mark of the third period, giving Anaheim its fourth straight win over Los Angeles...in addition, right wing **Todd Bertuzzi** had a pair of assists for his second two-point game as a Duck...goaltender **J.S. Giguere** stopped 23-of-25 shots for his eighth win of the season.

PP: 0-4 PK: 1-5 SF: 32 SA: 25

TOI: C. Pronger (27:40)

Three Stars: 1. Getzlaf 2. O'Donnell 3. Blake



# 2007-08 SEASON IN REVIEW



## NOVEMBER 27, 2007 - ANAHEIM 0 @ VANCOUVER 4

The Ducks suffered their fifth shutout of the season in a 4-0 loss to the Vancouver Canucks at GM Place...the setback ruined right wing **Todd Bertuzzi's** return to Vancouver...Bertuzzi, who was a -2 in 12:43 TOI, was making his first appearance back at GM Place since being traded by the Canucks to Florida in June 2006...goaltender **J.S. Giguere** allowed three of Vancouver's four goals in the second period and finished with 23 saves on 27 shots...teammate **Jonas Hiller** came in for the final 10:15 of play, stopping all six shots faced...defenseman **Chris Pronger** led all skaters in TOI (26:48) while right wing **Cory Perry** paced the Ducks with four shots on net.

PP: 0-1 PK: 2-10 SF: 26 SA: 33

TOI: C. Pronger (26:48)

Three Stars: 1. Luongo 2. Kesler 3. Ohlund

## NOVEMBER 29, 2007 - ANAHEIM 4 @ CALGARY 1

The Ducks made it two wins in three games with a 4-1 triumph against the Calgary Flames at Pengrowth Saddledome...four different players got into the goal scoring for the Ducks, including third-star right wing **Cory Perry**, center **Todd Marchant** and left wings **Chris Kunitz** and **Rob Niedermayer**...both first-star center **Ryan Getzlaf** (0-2-2) and defenseman **Chris Pronger** (0-2-2) led the Ducks with multiple-point games while center **Andy McDonald**, right wing **Todd Bertuzzi** and defenseman **Sean O'Donnell** recorded assists in the three-goal victory...netminder **J.S. Giguere** turned away 38-of-39 shots en route to his ninth win.

PP: 1-1 PK: 1-6 SF: 26 SA: 39

TOI: F. Beauchemin (26:28)

Three Stars: 1. Getzlaf 2. Iginla 3. Perry

## NOVEMBER 30, 2007 - ANAHEIM 1 @ EDMONTON 5

The Ducks concluded a Western Canadian road trip with a 5-1 loss to the Edmonton Oilers at Rexall Place...with the game tied 1-1 after one period, the Oilers scored twice in the final minute of the second en route to their second consecutive win over the Ducks...center **Ryan Getzlaf** had Anaheim's lone goal, which was assisted by left wing **Chris Kunitz**...goaltender **J.S. Giguere** stopped 19-of-23 shots before being replaced in the third period by **Jonas Hiller**, who made saves on 11-of-12 shots...defenseman **Chris Pronger** paced all skaters with 28:24 TOI.

PP: 0-5 PK: 1-8 SF: 22 SA: 35

TOI: C. Pronger (28:24)

Three Stars: 1. Horcoff 2. Roloson 3. Brodziak

## DECEMBER 2, 2007 - ANAHEIM 0 VS. EDMONTON 4

The Ducks were swept in a home-and-home series with the Edmonton Oilers, dropping a 4-0 decision at Honda Center two days after a 5-1 setback at Rexall Place...goaltender **J.S. Giguere** got his 18th start between the pipes, stopping 17-of-21 shots...the Ducks won 53% of the faceoffs, led by centers **Samuel Pahlsson** (9-of-14, 64%) and **Brian Sutherby** (2-of-3, 67%)...defenseman **Chris Pronger** had a game-high four shots and 25:12 TOI while right wing **Todd Bertuzzi** led both teams with five hits.

PP: 0-4 PK: 2-5 SF: 25 SA: 21

TOI: C. Pronger (25:12)

Three Stars: 1. Garon 2. Kunitz 3. Horcoff

## DECEMBER 5, 2007 - ANAHEIM 4 VS. BUFFALO 1

Special teams excelled for the Ducks as the club scored two power play goals in a 4-1 triumph over the Sabres at Honda Center...it was the first meeting between the two teams since the 2005-06 season and the first at Honda Center since the 2003-04 campaign...**Andy McDonald** tied the game at 1-1 in the first with helpers from **Kent Huskins** and **Joe DiPenta**...a two-goal second period sent the Ducks into the final session with a two-goal lead...**Mathieu Schneider** (PPG) and **Todd Bertuzzi** scored a goal each with **McDonald**, **Chris Pronger** and **Ryan Getzlaf** each picking up an assist...**Cory Perry** cemented the win with a power play goal at 11:03 in the third with assists from **Francois Beauchemin** and **Schneider**...**Schneider's** tally was his 203rd career NHL goal, moving him into a tie for fifth on the all-time goals list among U.S.-born NHL defensemen...the Ducks were perfect on the penalty kill, going four-for-four...**J.S. Giguere** stopped 22-of-23 shots for his 10th win of the season...**Chris Kunitz** also appeared in his 200th career NHL game.

PP: 2-3 PK: 4-4 SF: 33 SA: 23

TOI: C. Pronger (26:15)

Three Stars: 1. Bertuzzi 2. McDonald 3. Pronger

## DECEMBER 7, 2007 - ANAHEIM 5 @ CHICAGO 3

**Chris Kunitz** scored two goals to propel the Ducks to a 5-3 win over Chicago...the club extended their win streak at United Center to six games dating back to Mar. 4, 2004...the Ducks overcame a 1-0 deficit with a goal by **Cory Perry** in the first period...a two-goal second period scored by **Kunitz** and **Mathieu Schneider** gave the Ducks a 3-2 lead heading into the third...**Ryan Getzlaf** scored the eventual game-winner at 4:31 in the third, with **Kunitz** scoring an empty-net goal to ensure the victory...**Getzlaf** recorded his third three-point game of the season by picking up two assists in addition to his goal...**Chris Pronger**, **Perry**, **George Parros**, **Brad May** and **Francois Beauchemin** all had single assists in the game...**J.S. Giguere** stopped a season-high 39-of-42 shots on goal...the club also killed 2-of-3 penalties.

PP: 1-6 PK: 2-3 SF: 22 SA: 42

TOI: C. Pronger (28:52)

Three Stars: 1. Getzlaf 2. Giguere 3. Byfuglien

## DECEMBER 8, 2007 - ANAHEIM 2 @ NASHVILLE 4

Playing their second game in as many nights, the Ducks allowed a pair of first-period goals to the Nashville Predators en route to a 4-2 loss at Sommet Center...the Ducks excelled on the penalty kill, successfully shutting down the Predators on 9-of-10 power play opportunities...defenseman **Shane Hnidy** scored his first goal of the season at the 14:14 mark of the second period, beating **Chris Mason** for an unassisted tally...with less than three minutes remaining in the game, center **Ryan Getzlaf** recorded his first shorthanded goal of the year but Anaheim would not find the back of the net again, snapping a modest two-game winning streak...defenseman **Chris Pronger** led all skaters with 28:32 TOI.

PP: 0-4 PK: 1-10 SF: 23 SA: 33

TOI: C. Pronger (28:32)

Three Stars: 1. Tootoo 2. Radulov 3. Getzlaf



# 2007-08 SEASON IN REVIEW

## DECEMBER 10, 2007 - ANAHEIM 4 @ COLUMBUS 3

Left wing **Corey Perry** netted two goals to lead the Ducks to a 4-3 victory over the Columbus Blue Jackets at Nationwide Arena...the Ducks also received a goal from center **Samuel Pahlsson**, who scored on his first career penalty shot against Pascal Leclaire...all three goals came in the second period, marking the most productive second frame of the season...playing in his 900th career NHL game, defenseman **Chris Pronger** clinched the win at the 3:14 mark of overtime, sending a deflected puck past the Columbus netminder to give Anaheim two wins on its three-game road trip...both center **Ryan Getzlaf** and **Mathieu Schneider** had a pair of assists while Pronger also added an assist for his sixth multi-point game of the season...**J.S. Giguere** turned away 32-of-35 shots for his 12th win of the season.

PP: 3-6 PK: 2-9 SF: 28 SA: 35  
 TOI: C. Pronger (31:09)  
 Three Stars: 1. Perry 2. Zherdev 3. Klesla

## DECEMBER 12, 2007 - ANAHEIM 2 VS. VANCOUVER 3

On a night when center **Andy McDonald** broke the franchise record for consecutive games played at 276, the Ducks yielded two goals in the first period as the Vancouver Canucks skated to a 3-2 win at Honda Center...with his appearance, McDonald wrote his name into the team record book by surpassing teammate **Samuel Pahlsson**, who had his consecutive games streak snapped at 275 when he missed the start of the season due to off-season sports hernia surgery...down by three goals, the Ducks mounted a comeback when defenseman **Chris Pronger** got the team on the scoreboard with a goal at the 5:51 mark of the second period...right wing **Todd Bertuzzi** scored with 91 seconds remaining in the game but the Ducks would fall a goal short in their rally...goaltender **J.S. Giguere** stopped 17-of-20 shots in the loss, which snapped a personal three-game winning streak.

PP: 0-2 PK: 0-4 SF: 35 SA: 20  
 TOI: C. Pronger (28:21)  
 Three Stars: 1. Sanford 2. Pronger 3. Jaffray

## DECEMBER 14, 2007 - ANAHEIM 2 VS. MINNESOTA 5

The Ducks suffered their second straight loss to the Minnesota Wild at Honda Center, dropping a 5-2 decision before 17,174 fans...the Wild scored five consecutive goals before the Ducks got on the scoreboard with a third-period tally from left wing **Brad May**...right wing **Todd Bertuzzi** netted his fourth goal of the season with less than a minute left in the game, marking his second goal in as many games...goaltender **J.S. Giguere** made saves on 6-of-9 shots before being relieved by **Jonas Hiller**, who turned away 8-of-10 shots...defenseman **Mathieu Schneider** recorded a game-high 25:44 TOI.

PP: 1-2 PK: 4-6 SF: 30 SA: 19  
 TOI: M. Schneider (25:44)  
 Three Stars: 1. Harding 2. Rolston 3. Moen



## DECEMBER 16, 2007 - ANAHEIM 1 VS. SAN JOSE 2 SO

The Ducks held a 1-0 lead until 5:13 into the second period, eventually falling to the Sharks in a shootout, 2-1...**Bobby Ryan** scored his second career NHL goal at 13:41 of the first period, with assists coming from newly acquired **Doug Weight** (first point as a Duck) and **Todd Bertuzzi**...Anaheim gave up a shorthanded goal to San Jose in the second, taking a 1-1 tie into overtime and eventually a shootout...**Bertuzzi** and **Corey Perry** scored for the Ducks, but **Joe Thornton** added the Sharks' third shootout goal in the sixth round, giving the club the shootout win...**Scott Niedermayer** made his regular season debut with the Ducks, logging 23:52 of ice time while recording a game-high eight shots on net...**J.S. Giguere** stopped 36-of-37 shots in goal while also stopping three-of-six shots in the shootout...he also successfully defended a penalty-shot attempt at 19:33 in the first period by Milan Michalek...the Ducks also recorded their 52nd consecutive sellout at Honda Center (40th in the regular season).

PP: 0-4 PK: 0-8 SF: 31 SA: 37  
 TOI: C. Pronger (28:07)  
 Three Stars: 1. Giguere 2. S. Niedermayer 3. Nabokov

## DECEMBER 18, 2007 - ANAHEIM 2 @ SAN JOSE 0

The Ducks snapped a three-game losing streak and earned their first shutout of the season with a 2-0 victory over the San Jose Sharks at HP Pavilion...goaltender **J.S. Giguere** recorded his 26th career shutout, stopping all 20 shots faced en route to being named first star for the second straight game...both of Anaheim's goals came in the second period, the first from right wing **Corey Perry** with assists going to left wing **Chris Kunitz** and defenseman **Sean O'Donnell**...with less than three minutes in the period, right wing **Bobby Ryan** connected for his second goal in as many games to give the Ducks the only insurance goal they would need...center **Todd Marchant** and defenseman **Scott Niedermayer** drew assists on Ryan's goal...with the win, Anaheim improved to 5-0 in their last five games at HP Pavilion.

PP: 1-5 PK: 0-5 SF: 16 SA: 20  
 TOI: F. Beauchemin (25:15)  
 Three Stars: 1. Giguere 2. Nabokov 3. Pahlsson

## DECEMBER 19, 2007 - ANAHEIM 2 VS. COLORADO 1 OT

The Ducks made it two wins in a row with a 2-1 overtime victory over the Colorado Avalanche at Honda Center...the Ducks received both goals from defensemen **Chris Pronger** and **Mathieu Schneider**...Pronger provided the game-tying goal, sending a puck past Colorado goaltender Peter Budaj at the 3:45 mark of the second period...Schneider ended the game in overtime, going top corner on Budaj to give Anaheim its second consecutive overtime win...the Ducks held Colorado to only 12 shots, the fewest allowed since the club yielded a franchise-low 11 shots on Jan. 24, 2004 vs. Minnesota...left wing **Chris Kunitz** and centers **Todd Marchant**, **Samuel Pahlsson** and **Ryan Carter** (first career NHL point) all picked up an assist in the win...goaltender **Jonas Hiller** made saves on 11-of-12 shots for his second career NHL victory.

PP: 0-2 PK: 0-1 SF: 38 SA: 12  
 TOI: M. Schneider (23:21)  
 Three Stars: 1. Getzlaf 2. Pronger 3. Schneider

## DECEMBER 22, 2007 - ANAHEIM 5 @ SAN JOSE 2

The Ducks recorded their third consecutive victory, a 5-2 triumph over the Sharks at HP Pavilion in San Jose...it was the club's sixth consecutive victory at the Shark Tank, dating back to Dec. 26, 2006...**Chris Pronger** gave the Ducks a 1-0 lead in the first period with an assist from **Samuel Pahlsson**...a two-goal second period gave the club a commanding 3-0 lead, with a power-play goal from **Corey Perry** and the eventual game-winner from **Chris Kunitz**...**Ryan Getzlaf**, **Scott Niedermayer** and Pronger had the helpers on the two goals...**Todd Bertuzzi** added an insurance goal early in the second, with **Kent Huskins** notching the assist...**Sean O'Donnell** tapped in an empty-net goal to give the Ducks their fifth goal of the game...it was the club's sixth game of the season scoring five-or-more goals in a game (five wins and one OT loss coming from those six games)...**J.S. Giguere** earned his second consecutive victory, stopping 27-of-29 shots on net...Anaheim went 1-for-5 on the power play and recorded a 55% faceoff win percentage.

PP: 1-5 PK: 1-5 SF: 24 SA: 29  
 TOI: C. Pronger (27:11)  
 Three Stars: 1. Pronger 2. Pahlsson 3. Bertuzzi



# 2007-08 SEASON IN REVIEW

## DECEMBER 27, 2007 - ANAHEIM 2 @ EDMONTON 1

The Ducks won their fourth straight, defeating the Edmonton Oilers, 2-1, at Rexall Place...right wing **Corey Perry** became the first Anaheim Duck to reach 20 goals when he found the back of the net at the 12:38 mark of the second period...center **Doug Weight** scored the game-winning goal in the third, his first as a Duck, with less than four minutes remaining in regulation...goaltender **J.S. Giguere** stopped 15-of-16 shots for the victory.

PP: 0-3 PK: 0-3 SF: 23 SA: 26

TOI: C. Pronger (27:18)

Three Stars: 1. Perry 2. Reasoner 3. Garon

## DECEMBER 29, 2007 - ANAHEIM 3 @ CALGARY 5

The Ducks weren't able to hold on to a 3-1 lead, falling to the Calgary Flames, 5-3...after surrendering the first goal to the Flames, the Ducks scored two goals in the first for a one-goal lead...**Todd Bertuzzi** recorded a power play goal while **George Parros** scored his first goal of the season (even strength)...**Ryan Getzlaf** and **Corey Perry** (100th career NHL point) assisted on the Bertuzzi goal while Parros received helpers from both **Bobby Ryan** and **Drew Miller**...**Scott Niedermayer** put the Ducks up by two with an early second period power play goal, also his first of the season...**Doug Weight** and **Francois Beauchemin** provided the assists...Calgary scored two goals late in the third for the 5-3 final...**J.S. Giguere** stopped 30-of-34 shots in the loss.

PP: 2-3 PK: 1-6 SF: 32 SA: 35

TOI: C. Pronger (23:04)

Three Stars: 1. Iginla 2. Getzlaf 3. Huselius

## DECEMBER 30, 2007 - ANAHEIM 1 @ VANCOUVER 2

Playing their second game in as many nights, the Ducks dropped a 2-1 decision to the Vancouver Canucks at GM Place...goaltender **Jonas Hiller** suffered the tough-luck loss despite making saves on 20-of-22 shots...center **Ryan Getzlaf** scored Anaheim's lone goal at the 9:43 mark of the third period, extending his points streak to four games...defenseman **Scott Niedermayer** and right wing **Todd Bertuzzi** drew assists on Getzlaf's 14th goal of the season...the Ducks managed 22 shots on Vancouver goaltender Roberto Luongo, 11 of which came in the third period...defenseman **Chris Pronger** led the team with 24:21 TOI.

PP: 0-2 PK: 1-3 SF: 22 SA: 22

TOI: C. Pronger (24:21)

Three Stars: 1. Luongo 2. H. Sedin 3. S. Niedermayer

## JANUARY 2, 2008 - ANAHEIM 2 VS. COLUMBUS 1

The Ducks won their third consecutive game against the Columbus Blue Jackets with a 2-1 victory before 17,174 at Honda Center...center **Ryan Getzlaf** (1-1-2) and defenseman **Chris Pronger** (1-1-2) led the Ducks with two points apiece while right wing **Todd Bertuzzi** and defenseman **Francois Beauchemin** chipped in with single assists...after Getzlaf opened the scoring with a backhand shot past Columbus netminder Pascal Leclaire at the 3:03 mark of the first period, the Blue Jackets tied the score on an Andrew Miller tally with 4:01 left in the first...Pronger collected in the game-winner with 15 seconds remaining in the second period, marking his eighth goal of the campaign...goaltender **J.S. Giguere** picked up his 16th win of the season, stopping 26-of-27 shots.

PP: 1-5 PK: 0-5 SF: 34 SA: 27

TOI: C. Pronger (25:58)

Three Stars: 1. Giguere 2. Pronger 3. Carter

## JANUARY 4, 2008 - ANAHEIM 2 VS. CHICAGO 1

The Ducks extended their record to 11-0-1 over the last 12 games against the Blackhawks (dating back to Nov. 28, 2003) with a 2-1 win at Honda Center...the club set the tone early with **Corey Perry's** goal just 0:16 into the game, tied for the second fastest in club history...**Chris Kunitz** scored the game-winner at 19:13 of the first period as the Ducks held onto the lead throughout the rest of the game...**Sean O'Donnell**, **Ryan Getzlaf**, **Scott Niedermayer** and Perry each provided single assists...Getzlaf's assist extended his point streak to six games (2-5-7)...the club was perfect on the penalty kill, shutting down all four Blackhawk power plays...**Jonas Hiller** stopped 21-of-22 shots for his second consecutive win at home.

PP: 1-7 PK: 0-4 SF: 32 SA: 21

TOI: C. Pronger (30:40)

Three Stars: 1. Perry 2. Khabibulin 3. Weight



## JANUARY 5, 2008 - ANAHEIM 2 @ PHOENIX 3 SO

The Ducks earned a standings point in their third consecutive game (2-0-1) as the club fell to the Coyotes in a shootout, 3-2...**Ryan Getzlaf** put the Ducks on the board early in the first with helpers from **Kent Huskins** and **George Parros**...Getzlaf's goal extended his point streak to seven games (3-5-8), his second longest of the season...**Doug Weight** scored his second goal in a Ducks uniform and his sixth of the season early in the second...**Chris Kunitz** provided an assist...**J.S. Giguere** stopped 32-of-34 shots in regulation and stopped one-of-two shots in the shootout.

PP: 0-3 PK: 1-4 SF: 31 SA: 34

TOI: C. Pronger (27:05)

Three Stars: 1. Doan 2. Getzlaf 3. Ballard

## JANUARY 7, 2008 - ANAHEIM 5 VS. NASHVILLE 2

The Ducks exploded four goals over an eight-minute span in the second period to defeat the Nashville Predators, 5-2, at Honda Center, marking the 450th victory in franchise history...the four goals in 8:07 represented the fastest four the club had scored since Jan. 23 2004 vs. Minnesota (7:30)...left wing **Travis Moen** sparked the offensive surge with Anaheim's first goal only 42 seconds into the second...left wing **Chris Kunitz**, defenseman **Chris Pronger** and right wing **Corey Perry** rounded out the second-period scoring for Anaheim, which extended its season high home winning streak to four games...center **Ryan Getzlaf** had 1-1-2 points to extend his point streak to a career high-tying eight straight games...goaltender **J.S. Giguere** turned away 20-of-22 shots for his 17th win of the year.

PP: 2-3 PK: 2-4 SF: 37 SA: 22

TOI: C. Pronger (26:10)

Three Stars: 1. Kunitz 2. Moen 3. Pronger

## JANUARY 9, 2008 - ANAHEIM 5 VS. TORONTO 0

The Ducks shut out the Toronto Maple Leafs, 5-0, en route to their fifth consecutive home victory at Honda Center...goaltender **J.S. Giguere** stopped all 28 shots faced for his 27th career shutout, tying the club record held by Guy Hebert...center **Ryan Getzlaf** extended his point streak to a career-high nine games with two assists in the win, which was the largest margin of victory of the season for Anaheim...right wings **Todd Bertuzzi** (1-2-3) and **Corey Perry** (1-2-3) led the Ducks with three points while center **Doug Weight** (1-1-2) was the fourth Anaheim skater to record a multiple-point game...Weight's assist on left wing **Chris Kunitz's** third-period goal was the 700th of his NHL career, becoming just the fifth U.S.-born player to reach that milestone...the Maple Leafs were making their first appearance in Anaheim since Nov. 13, 2003.

PP: 2-4 PK: 0-6 SF: 24 SA: 28

TOI: C. Pronger (25:53)

Three Stars: 1. Bertuzzi 2. Getzlaf 3. Giguere

# 2007-08 SEASON IN REVIEW



## JANUARY 13, 2008 - ANAHEIM 4 VS. SAN JOSE 3 OT

The Ducks rallied to defeat the San Jose Sharks for the fifth time in six games with a 4-3 overtime victory at Honda Center...down 3-2 with less than a minute to play, center **Doug Weight's** shot deflected off San Jose defenseman Alexei Semenov and past goaltender Thomas Greiss to tie the score at the 19:32 mark of the third...early in the extra session, center **Todd Marchant** fed defenseman **Francois Beauchemin**, who collected his first career overtime goal only 33 seconds into OT...right wings **Todd Bertuzzi** and **Corey Perry** also scored for the Ducks, who snapped the Sharks' franchise-record 10-game road winning streak...center **Ryan Getzlaf** picked up an assist on Perry's second-period goal to extend his career-high point streak to 10 consecutive games (4-9-13)...goaltender **J.S. Giguere** turned away 26-of-29 shots to win his third consecutive start.

PP: 0-5 PK: 1-3 SF: 29 SA: 29

TOI: C. Pronger (26:14)

Three Stars: 1. Beauchemin 2. Perry 3. Thornton

## JANUARY 15, 2008 - ANAHEIM 4 VS. DALLAS 2

The Ducks won their seventh consecutive home game with a 4-2 victory over the Dallas Stars at Honda Center...after Dallas opened the scoring at the 3:13 mark of the first period, Anaheim responded with three consecutive goals to help secure a perfect homestand at 4-0-0...defenseman **Scott Niedermayer** tied his career high with 1-2=3 points right wing **Todd Bertuzzi** (1-1=2) and center **Ryan Getzlaf** (1-1=2) also recorded multiple-point games for the Ducks...at the 9:02 mark of the second, center **Todd Marchant** converted on a wraparound attempt that gave the Ducks a one-goal advantage and a lead they would not relinquish for the rest of the night...in the third, left wing **Chris Kunitz** was awarded his first career penalty shot but failed to score against Dallas netminder Marty Turco...goaltender **J.S. Giguere** stopped 22-of-24 shots for his fourth straight win.

PP: 2-7 PK: 0-3 SF: 36 SA: 24

TOI: C. Pronger (28:52)

Three Stars: 1. S. Niedermayer 2. Marchant 3. Bertuzzi

## JANUARY 17, 2008 - ANAHEIM 2 @ NASHVILLE 1

The Ducks extended their winning streak to a season-high straight five games with a 2-1 win against the Nashville Predators at Sommet Center...right wing **Brandon Bochenski** opened the scoring with his second goal as a Duck at the 15:12 mark of the first period...right wing **Corey Perry** scored Anaheim's eventual game-winner at the 7:26 mark of the third...center **Ryan Getzlaf** extended his career high point streak to 12 games with two assists...goaltender **J.S. Giguere** turned away 33-of-34 shots for his fifth consecutive victory and the 21st of the season...defenseman **Francois Beauchemin** led all skaters with 26:47 TOI.

PP: 1-7 PK: 1-7 SF: 16 SA: 34

TOI: F. Beauchemin (26:47)

Three Stars: 1. Getzlaf 2. Giguere 3. Dumont

## JANUARY 18, 2008 - ANAHEIM 4 @ MINNESOTA 2

The Ducks scored four goals on the third time in five games to edge the Minnesota Wild, 4-2...the club extended their win streak to six games, the longest in almost two years (Mar. 17-25, 2006)...**Corey Perry**, **Todd Bertuzzi** and **Ryan Getzlaf** each had three-point games, with Bertuzzi scoring two goals...Perry and **Chris Pronger** also scored goals for the Ducks...Getzlaf collected three assists on the night and extended his career high point streak to 13 games (5-13=18)...**Mathieu Schneider** and Perry each earned two assists...Bertuzzi also recorded the first assist on Perry's goal...**Jonas Hiller** stopped 25-of-27 shots on net to lead the Ducks toward victory and his fourth win of the season.

PP: 1-4 PK: 0-2 SF: 27 SA: 27

TOI: S. Niedermayer (22:50)

Three Stars: 1. Bertuzzi 2. Schultz 3. Getzlaf

## JANUARY 20, 2008 - ANAHEIM 2 @ DALLAS 5

The Ducks had their season-high winning streak snapped at six games with a 5-2 loss to the Dallas Stars at American Airlines Center...goaltender **J.S. Giguere** stopped 22-of-26 shots in the setback, which also broke his personal five-game winning streak...defenseman **Mathieu Schneider** opened the scoring for the Ducks at the 8:45 mark of the third period, marking Anaheim's lone goal in five power play opportunities...center **Ryan Getzlaf** extended his career high point streak to 14 games with his 19th goal of the season with less than seven minutes left in the third...right wing **Corey Perry**, left wing **Chris Kunitz** and defenseman **Francois Beauchemin** drew single assists in the finale of a three-game road trip that saw Anaheim go 2-1-0.

PP: 1-5 PK: 1-5 SF: 20 SA: 27

TOI: C. Pronger (26:53)

Three Stars: 1. Robidas 2. Morrow 3. Hagman

## JANUARY 23, 2008 - ANAHEIM 1 VS. DETROIT 2

Playing the first of back-to-back games, the Ducks fell to the NHL-leading Detroit Red Wings, 2-1, at Honda Center...defenseman **Chris Pronger** scored Anaheim's lone goal, sending a puck past Detroit netminder Dominik Hasek on the power play at the 8:05 mark of the third period...the Ducks would apply pressure until the final whistle but could not come up with the equalizer as their club record-tying seven-game home winning streak came to an end...center **Ryan Getzlaf** and left wing **Todd Bertuzzi** both recorded an assist on Pronger's 11th of the season...with the point, Getzlaf pushed his career high point streak to 15 games, tying for the second-longest in franchise history...goaltender **J.S. Giguere** stopped 31-of-33 shots in the tough-luck loss.

PP: 1-5 PK: 1-5 SF: 25 SA: 33

TOI: S. Niedermayer (26:56)

Three Stars: 1. Filppula 2. Pronger 3. Datsyuk

# 2007-08 SEASON IN REVIEW

## JANUARY 24, 2008 - ANAHEIM 1 @ LOS ANGELES 3

In their second game in as many nights, the Ducks dropped a 3-1 decision to the Los Angeles Kings at Staples Center in the final game prior to the NHL All-Star break...left wing **Rob Niedermayer** scored his fourth goal of the season at the 16:48 mark of the third period, but that was all the scoring Anaheim would muster...defenseman **Francois Beauchemin** drew the lone assist on Niedermayer's goal...center **Ryan Getzlaf** went scoreless in 23:48 TOI, snapping his career high point streak at 15 games, which was also tied for the second-longest in franchise history...goaltender **J.S. Giguere** got the start, stopping 15-of-18 shots...teammate **Jonas Hiller** relieved Giguere during the second period, turning away all 13 shots faced.

PP: 0-5 PK: 1-6 SF: 32 SA: 31

TOI: C. Pronger (24:52)

Three Stars: 1. Armstrong 2. LaBarbera 3. Handzus

## JANUARY 30, 2008 - ANAHEIM 1 @ MINNESOTA 5

The Ducks allowed three goals in a two-minute span at the beginning of the second period and never recovered, falling to the Minnesota Wild, 5-1...Brian Rolston broke the scoreless tie for the Wild at 1:22 of the second, followed with goals from Marian Gaborik (2:00) and Mikko Koivu (3:18)...**Corey Perry** scored mid-way through the second period for the Ducks to bring the score to 3-1...**Chris Kunitz** and **Mathieu Schneider** provided the helpers...Pierre-Marc Bouchard scored for the Wild with just five seconds left in the second to seal the victory...**J.S. Giguere** started the game for the Ducks, stopping 8-of-11 shots before being relieved by **Jonas Hiller**, who stopped 10-of-12 shots.

PP: 0-4 PK: 0-3 SF: 21 SA: 23

TOI: F. Beauchemin (25:55)

Three Stars: 1. Rolston 2. Bouchard 3. Koivu

## FEBRUARY 1, 2008 - ANAHEIM 0 @ ST. LOUIS 1

Goaltender **J.S. Giguere** held St. Louis scoreless through 65:00 minutes of play before the Blues broke through in the shootout for a 1-0 victory over the Ducks at Scottrade Center...Giguere stopped all 19 shots faced in regulation and one in overtime to record his 28th shutout as a Duck, becoming the franchise's all-time shutout leader...defenseman **Francois Beauchemin** led all skaters with 28:22 TOI.

PP: 0-4 PK: 0-3 SF: 30 SA: 20

TOI: F. Beauchemin (28:22)

Three Stars: 1. Legace 2. Boyes 3. McDonald



## FEBRUARY 2, 2008 - ANAHEIM 0 @ PHILADELPHIA 3

The Ducks were held scoreless on 27 shots, falling to the Philadelphia Flyers, 3-0...**Chris Pronger** recorded a game-high seven shots on goal...**Francois Beauchemin** appeared in his 200th career NHL game while also logging a game-high 27:20 TOI...**Jonas Hiller** stopped 22-of-25 shots on net...**Michael Knuble** collected his first career hat trick, scoring all three goals for the Flyers.

PP: 0-3 PK: 1-3 SF: 27 SA: 25

TOI: F. Beauchemin (27:20)

Three Stars: 1. Knuble 2. Biron 3. Hatcher

## FEBRUARY 5, 2008 - ANAHEIM 3 @ NY ISLANDERS 0

The Ducks snapped a season-high six-game losing streak with a 3-0 victory over the New York Islanders at Nassau Coliseum...right wing **Teemu Selanne** made his season debut in the win, collecting an assist on Anaheim's first goal, a power-play tally from defenseman **Scott Niedermayer** at the 2:36 mark of the second period...centers **Todd Marchant** and **Doug Weight** added insurance goals in the third period while goaltender **J.S. Giguere** turned away all 25 shots faced for his second consecutive shutout, the 29th of his career...left wings **Todd Bertuzzi** and **Rob Niedermayer**, right wing **Ryan Carter**, and defenseman **Chris Pronger** and **Francois Beauchemin** earned single assists in the winning cause.

PP: 1-6 PK: 0-1 SF: 26 SA: 25

TOI: F. Beauchemin (23:35)

Three Stars: 1. Giguere 2. S. Niedermayer 3. Marchant

## FEBRUARY 7, 2008 - ANAHEIM 4 @ NY RANGERS 1

The Ducks improved their all-time record at Madison Square Garden to 6-2-2 with a 4-1 victory over the New York Rangers...coming off back-to-back shutouts, goaltender **J.S. Giguere** stopped 32-of-33 shots to help the Ducks to their second consecutive win...defenseman **Mathieu Schneider** led Anaheim with 1-1-2 points while right wing **Corey Perry**, and left wings **Todd Bertuzzi** and **Chris Kunitz** also scored for the Ducks...right wing **Teemu Selanne** and **George Parros**, centers **Ryan Getzlaf** and **Brian Sutherby**, and defenseman **Chris Pronger** all earned an assist in the first of back-to-game games for Anaheim...with 19 shots, it marked the third time in 2007-08 the Ducks earned a victory with fewer than 20 shots.

PP: 1-2 PK: 0-4 SF: 19 SA: 33

TOI: C. Pronger (25:29)

Three Stars: 1. Giguere 2. Schneider 3. Perry

## FEBRUARY 8, 2008 - ANAHEIM 2 @ NEW JERSEY 1

Defenseman **Scott Niedermayer** made a successful return to New Jersey as the Ducks defeated the Devils, 2-1, at Prudential Center...rookie center **Ryan Carter** scored his first two career NHL goals less than eight minutes apart in the first period to help lead the Ducks to their third consecutive victory...with the win, Anaheim became just the second team in NHL history to sweep the three New York-area teams in a four-day span...rookie goaltender **Jonas Hiller** turned away 34-of-35 shots en route to his fifth career NHL win...Niedermayer, right wing **Corey Perry**, left wing **Chris Kunitz** and defenseman **Francois Beauchemin** recorded assists in Anaheim's second game of back-to-back contests.

PP: 0-2 PK: 0-5 SF: 24 SA: 35

TOI: S. Niedermayer (26:37)

Three Stars: 1. Carter 2. Hiller 3. Pandolfo

## FEBRUARY 10, 2008 - ANAHEIM 3 @ DETROIT 2

The Ducks extended their winning streak to four games with a 3-2 win against the Detroit Red Wings at Joe Louis Arena...center **Ryan Carter** collected his third career NHL goal in two games to open the scoring for the Ducks at the 17:49 mark of the first period...former Red Wing **Mathieu Schneider** put the Ducks ahead with his eighth goal of the season eight minutes into the second period while defensive partner **Kent Huskins** scored the eventual game-winner on an end-to-end rush seven minutes later...Schneider led the Ducks with 1-1-2 points...left wings **Chris Kunitz** and **Rob Niedermayer** (400th career assist), and centers **Ryan Getzlaf** and **Todd Marchant** had assists in the win, which was Anaheim's first in Detroit since Mar. 19, 2002...goaltender **J.S. Giguere** made saves on 27-of-29 shots for his 24th victory of the season.

PP: 0-2 PK: 2-8 SF: 19 SA: 29

TOI: S. Niedermayer (24:59)

Three Stars: 1. Kunitz 2. Huskins 3. Franzen

# 2007-08 SEASON IN REVIEW

## FEBRUARY 12, 2008 - ANAHEIM 2 @ COLORADO 1

After going winless in six consecutive games, the Ducks pushed their winning streak to five straight with a 2-1 victory over the Colorado Avalanche at Pepsi Center...goaltender **J.S. Giguere** stopped 32-of-33 shots en route to being named first star...right wing **Teemu Selanne** scored his first goal of the season on the power play at 1:09 of the second period...it marked his 669th career point as a Duck, tying him with Paul Kariya for the all-time franchise lead...it also represented his 541st career NHL goal, moving him into a tie with Stan Mikita for 26th place on the all-time goals scored list...center **Samuel Pahlsson** scored the game-winner, beating Jose Theodore at the 15:39 mark of the third period...center **Ryan Getzlaf**, left wings **Travis Moen** and **Rob Niedermayer** and defenseman **Chris Pronger** picked up single assists...the Ducks finished their franchise-record eight-game road trip with a record of 5-2-1.

PP: 1-3 PK: 0-4 SF: 29 SA: 33

TOI: F. Beauchemin (29:12)

Three Stars: 1. Giguere 2. Pahlsson 3. Theodore

## FEBRUARY 15, 2008 - ANAHEIM 2 VS. DALLAS 4

The Ducks rallied in the third period from a two-goal deficit, moving to within a goal of the Stars, but came up short in an eventual 4-2 loss, snapping a five-game winning streak...**Chris Kunitz** provided the offense for the Ducks, scoring both of the club's markers, his third multi-goal game of the season...**Corey Perry** picked up assists on both of Kunitz's goals while **Ryan Getzlaf** earned the first assist on Kunitz's second goal...**J.S. Giguere** stopped 17-of-20 shots...**Teemu Selanne** made his season home debut, logging 15:36 TOI.

PP: 0-4 PK: 3-5 SF: 22 SA: 21

TOI: F. Beauchemin (26:41)

Three Stars: 1. Robidas 2. Kunitz 3. Ribeiro

## FEBRUARY 17, 2008 - ANAHEIM 4 VS. CALGARY 2

Right wing **Teemu Selanne** became Anaheim's all-time leading scorer in a 4-2 Ducks victory over the Calgary Flames at Honda Center...with his assist on center **Ryan Carter**'s second-period goal, Selanne recorded his 670th career point with the Ducks, surpassing former teammate Paul Kariya for the all-time franchise lead...in addition, **J.S. Giguere** broke the club's all-time wins record with this 174th victory as a Duck, surpassing Guy Hebert's 173 franchise wins...along with Carter's tally, the Ducks also received goals from center **Ryan Getzlaf** and defensemen **Scott Niedermayer** and **Chris Pronger**, all of which were scored in the second period...Pronger's power-play goal at the 14:41 mark of the second represented his 100th career point as a Duck...Pronger (1-1=2) and left wing **Chris Kunitz** (0-2=2) led Anaheim with two points each...defensemen **Mathieu Schneider** (0-1=1) and **Sean O'Donnell** (0-1=1) earned assists in the win, which was the sixth in seven games for Anaheim

PP: 2-4 PK: 1-3 SF: 36 SA: 25

TOI: C. Pronger (24:47)

Three Stars: 1. Kunitz 2. Getzlaf 3. Pronger

## FEBRUARY 20, 2008 - ANAHEIM 3 VS. COLORADO 2 SO

Right wing **Corey Perry** scored the lone goal in the shootout and goaltender **J.S. Giguere** stopped all three Colorado shootout attempts as the Ducks defeated the Avalanche, 3-2, at Honda Center...Giguere turned away 26-of-28 shots in regulation and overtime to help lead the Ducks to their seventh win in their last eight games...right wing **Teemu Selanne** opened the scoring at the 13:31 mark of the first period, collecting his 542nd career goal to surpass Stan Mikita for sole possession of 26th place on the all-time goals scored list...after Colorado scored twice in the second, the Ducks tied the game at 2-2 in the third when left wing **Rob Niedermayer** deflected a **Chris Pronger** slap shot past Colorado goaltender Peter Budaj to eventually force overtime...left wing **Chris Kunitz** (0-1=1), center **Ryan Getzlaf** (0-1=1) and Pronger picked up assists for Anaheim.

PP: 1-6 PK: 0-4 SF: 22 SA: 28

TOI: S. Niedermayer (26:53)

Three Stars: 1. S. Niedermayer 2. Selanne 3. Finger

## FEBRUARY 22, 2008 - ANAHEIM 2 VS. ST. LOUIS 1 (OT)

**Samuel Pahlsson** scored his first career OT goal just 32 seconds into the extra session to lead the Ducks to a 2-1 victory for their third consecutive win...the game remained scoreless through two periods and Ryan Johnson broke the scoreless tie 2:17 into the third period to put the Blues up 1-0...the Ducks answered back just two minutes later as **Teemu Selanne** notched his third goal of the season, getting his stick on a shot from **Mathieu Schneider**...**Kent Huskins** also assisted on the goal...**Rob Niedermayer** added the assist on Pahlsson's game-winning in OT...the club held the Blues to just 17 shots and also kept them scoreless on the power play, killing all four attempts...**J.S. Giguere** won his third consecutive game, stopping 16-of-17 shots.

PP: 0-3 PK: 0-4 SF: 29 SA: 17

TOI: C. Pronger (24:13)

Three Stars: 1. Perry 2. Legace 3. Pahlsson

## FEBRUARY 24, 2008 - ANAHEIM 6 VS. CHICAGO 3

Right wing **Teemu Selanne** exploded for 3-2-5 points to lead the Ducks to a 6-3 win over the Chicago Blackhawks...Selanne's three goals marked his 20th career hat trick and pushed him ahead of Maurice Richard for 25th place on the all-time goals list (546)...**Teemu** also recorded his 600th career NHL assist as part of his five-point night, which tied his career high and the club record for points in a game...left wing **Chris Kunitz** matched his career best with 1-3-4 points while center **Ryan Getzlaf** (1-2-3) posted his fifth third-period game of the season...Anaheim's fourth and decisive goal came from defenseman **Kent Huskins**, who collected his second career NHL game-winning goal at the 2:27 mark of the second period...left wing **Todd Bertuzzi**, right wing **Corey Perry**, center **Samuel Pahlsson** and defensemen **Chris Pronger** and **Francois Beauchemin** had single assists...goaltender **Jonas Hiller** turned away 29-of-32 shots for his sixth win.

PP: 2-9 PK: 0-6 SF: 28 SA: 32

TOI: S. Niedermayer (26:17)

Three Stars: 1. Selanne 2. Schneider 3. Bertuzzi

## FEBRUARY 29, 2008 - ANAHEIM 3 VS. CALGARY 1

A two-goal first period was enough to secure a victory for the Ducks en route to a 3-1 win over the Calgary Flames...**Mathieu Schneider** scored a goal just 0:35 into the first period, with **Corey Perry** and **Todd Bertuzzi** providing the helpers...**Scott Niedermayer** scored what would prove to be the game-winner at 13:58 of the first with **Ryan Getzlaf** and **Schneider** collecting the assists...**Teemu Selanne** provided some breathing room at 19:08 of the third period, scoring a power play goal while keeping his goal and point streak (four-game goal streak: 6-2-8; and five-game point streak: 6-3-9) alive in the process...**Chris Kunitz** and **Niedermayer** each picked up single assists on Selanne's goal...**J.S. Giguere** recorded his fourth consecutive victory, stopping 22-of-23 shots...the Ducks scored two power play goals for the second consecutive game.

PP: 2-7 PK: 1-4 SF: 25 SA: 23

TOI: S. Niedermayer (25:54)

Three Stars: 1. S. Niedermayer 2. Giguere 3. Iginla





# 2007-08 SEASON IN REVIEW



## MARCH 3, 2008 - ANAHEIM 3 VS. OTTAWA 1

The Ducks recorded their sixth straight win in a rematch of the 2007 Stanley Cup Final, beating the Ottawa Senators, 3-1...the Ducks set the tone early, scoring two goals just over three minutes apart in the first period...**Todd Bertuzzi** registered the first goal at 11:58 of the first, with **Ryan Getzlaf** and **Corey Perry** each recording assists... Perry scored the first of two Anaheim power play goals at 15:00 of the first...**Scott Niedermayer** earned an assist on the goal as did **Doug Weight**, who earned an assist in his first game after missing eight consecutive with a strained shoulder...Niedermayer scored a goal (PP) in his second consecutive game with **Mathieu Schneider** and Getzlaf recording the assists...it was the Ducks' third consecutive game with two power play goals...**J.S. Giguere** earned his fifth consecutive victory and 30th of the season, stopping 24-of-25 shots.

PP: 2-6 PK: 0-4 SF: 31 SA: 25

TOI: M. Schneider (25:23)

Three Stars: 1. Giguere 2. S. Niedermayer 3. Spezza

## MARCH 5, 2008 - ANAHEIM 0 @ CHICAGO 3

The Ducks had their six-game winning streak snapped as the club fell to the Blackhawks, 3-0...the club recorded a season-high 67 penalty minutes...Anaheim went 0-3 on the power play, coming up empty for the first time in four games...**J.S. Giguere** snapped his five-game win streak, stopping 25-of-27 shots...the Ducks also snapped their six-game win streak at United Center, dropping their first game at Chicago since Feb. 1, 2004.

PP: 0-3 PK: 2-9 SF: 19 SA: 28

TOI: S. Niedermayer (27:34)

Three Stars: 1. Crawford 2. Byfuglien 3. Barker

## MARCH 6, 2008 - ANAHEIM 0 @ COLORADO 1

The Ducks failed to score for the second consecutive game and lost for the first time to Colorado in 2007-08 with a 1-0 setback at Pepsi Center...goaltender **Jonas Hiller** suffered the tough-luck loss, stopping 29-of-30 shots as his personal two-game winning streak came to an end...Colorado left wing **Wojtek Wolski** scored the game's lone goal, successfully converting at the 11:59 mark of the second period...defenseman **Francois Beauchemin** led all skaters with 25:17 TOI while left wing **Chris Kunitz** had a game-high 10 hits...Colorado goalie **Jose Theodore** stopped all 27 shots faced for his 25th career shutout.

PP: 0-3 PK: 0-6 SF: 27 SA: 30

TOI: F. Beauchemin (25:17)

Three Stars: 1. Theodore 2. Wolski 3. Hiller

## MARCH 9, 2008 - ANAHEIM 3 VS. MONTREAL 1

The Ducks won their seventh consecutive home game with a 3-1 victory over the Montreal Canadiens at Honda Center...the seven-game home winning streak tied a franchise record and equaled the longest home winning streak in the NHL in 2007-08...center **Todd Marchant** scored 21 seconds into the game, marking the sixth-fastest goal scored in club history and the third fastest at home...after Montreal tied the game at the 8:44 mark of the first period, Anaheim responded with two goals 33 seconds apart from left wing **Chris Kunitz** and center **Samuel Pahlsson**, who collected his third shorthanded goal of the season and ninth of his career...right wing **Todd Bertuzzi**, left wing **Rob Niedermayer**, centers **Ryan Getzlaf** and **Doug Weight**, and defensemen **Scott Niedermayer** and **Jens Huskins** had assists in Anaheim's first win in three games...goaltender **K.J. Giguere** made saves on 20-of-21 shots for his 31st win of the season.

PP: 0-8 PK: 0-4 SF: 37 SA: 21

TOI: C. Pronger (25:26)

Three Stars: 1. S. Niedermayer 2. Getzlaf 3. Price

## MARCH 11, 2008 - ANAHEIM 2 @ PHOENIX 3 SO

The Ducks fell to the Phoenix Coyotes in a shootout, 3-2, at Jobing.com Arena...centers **Todd Marchant** and **Ryan Getzlaf** scored for the Ducks in regulation...left wing **Chris Kunitz** and centers **Samuel Pahlsson** and **Doug Weight** added single assists in the two-goal effort...goaltender **J.S. Giguere** stopped 37-of-39 shots in regulation and overtime...right wing **Todd Bertuzzi**, Marchant and defenseman **Chris Pronger** were turned away in the shootout by former teammate **Ilya Bryzgalov**...the Coyotes' **Radim Vrbata** scored the lone goal in the shootout to give Phoenix the victory...defenseman **Scott Niedermayer** led all skaters with 28:13 TOI.

PP: 0-2 PK: 1-4 SF: 37 SA: 39

TOI: S. Niedermayer (28:13)

Three Stars: 1. Doan 2. Giguere 3. Bryzgalov

## MARCH 12, 2008 - ANAHEIM 4 VS. VANCOUVER 1

The Ducks defeated the Vancouver Canucks, 4-1, for their franchise-record eighth consecutive home win at Honda Center...center **Todd Marchant** opened the scoring for the third consecutive game, beating Vancouver goaltender **Roberto Luongo** to a puck near the right faceoff circle and putting it in the empty net at the 10:53 mark of the first period...less than three minutes later, left wing **Travis Moen** collected his first career shorthanded goal before linemate **Rob Niedermayer** made it a three-goal advantage with an even-strength strike at 16:49 of the first...Canucks left wing **Mayson Raymond** put Vancouver on the scoreboard with a power play goal with less than three minutes remaining in the first, but Anaheim quickly restored the three-goal lead with center **Doug Weight's** power play tally at 4:03 of the second...center **Ryan Getzlaf** earned his 52nd assist on Weight's goal, breaking the franchise single-season record for assists by a center...rookie goaltender **Jonas Hiller** turned away 30-of-31 shots en route to his seventh career NHL win.

PP: 1-4 PK: 1-6 SF: 31 SA: 31

TOI: M. Schneider (23:21)

Three Stars: 1. Moen 2. Pahlsson 3. R. Niedermayer

## MARCH 15, 2008 - ANAHEIM 5 VS. ST. LOUIS 2

The Ducks exploded for three goals in the third period en route to a 5-2 win over the St. Louis Blues at Honda Center...the victory extended Anaheim's franchise-record home winning streak to nine games, the longest in the NHL since Toronto's nine-game streak at Air Canada Centre from Mar. 6-Apr. 7, 2007...left wing **Rob Niedermayer** scored two of the Ducks' three third-period goals, tying his career high for goals in a game (12th time)...defenseman **Mathieu Schneider** opened the scoring at the 19:07 mark of the first period and finished with a game-high 1-2-3 points...right wing **Teemu Selanne** assisted on Schneider's goal in the first and collected his eighth goal of the season in the second...center **Ryan Getzlaf** rounded out the scoring with a penalty-etter for his 23rd goal of the campaign...center **Samuel Pahlsson** chipped in with 0-2-2 assists while left wing **Travis Moen** and defensemen **Scott Niedermayer** and **Jens Huskins** picked up single assists...goaltender **J.S. Giguere** stopped 38-of-40 shots for his seventh straight win at Honda Center.

PP: 1-5 PK: 0-1 SF: 33 SA: 40

TOI: M. Schneider (23:09)

Three Stars: 1. R. Niedermayer 2. Giguere 3. Schneider



# 2007-08 SEASON IN REVIEW

## MARCH 19, 2008 - ANAHEIM 2 @ DALLAS 1

The Ducks extended their win streak to three games with a dramatic power play goal late in the third period by **Todd Bertuzzi**, giving the Ducks a 2-1 victory over the Dallas Stars at American Airlines Center...after giving up a shorthanded goal to Brenden Morrow in the first period, the Ducks shut down the Stars, killing all seven Dallas power plays and limiting the club to only 21 shots on net...**Scott Niedermayer** evened the score at 4:08 of the second period, just five seconds into a Ducks power play...**Ryan Getzlaf** extended his point streak to five games (2-4=6) with an assist on each of the Ducks goals...**Teemu Selanne** also added helpers to the Ducks two goals...**J.S. Giguere** earned his 12th victory in 15 starts, stopping 20-of-21 shots.

PP: 2-5 PK: 0-7 SF: 17 SA: 21

TOI: M. Schneider (25:56)

Three Stars: 1. Bertuzzi 2. Selanne 3. Morrow

## MARCH 21, 2008 - ANAHEIM 1 @ SAN JOSE 2

The Ducks had a four-game winning streak snapped with a 2-1 loss to the San Jose Sharks at HP Pavilion, marking their first loss in seven games in San Jose...goaltender **Jonas Hiller** was tagged with the tough-luck loss, despite making a career-high 41 saves on 43 shots...center **Todd Marchant** scored Anaheim's lone goal, converting at the 5:35 mark of the first period...left wing **Chris Kunitz** and defenseman **Scott Niedermayer** drew assists on Marchant's ninth goal of the season.

PP: 0-2 PK: 1-7 SF: 13 SA: 43

TOI: M. Schneider (25:56)

Three Stars: 1. Cheechoo 2. Shelley 3. Mitchell

## MARCH 22, 2008 - ANAHEIM 2 @ PHOENIX 1

Starting on consecutive nights for the first time in his NHL career, goaltender **Jonas Hiller** stopped 30-of-31 shots to help lead the Ducks to a 2-1 win against the Phoenix Coyotes at Jobing.com Arena...right wing **Teemu Selanne** took care of all the goal-scoring for the Ducks, beating former teammate Ilya Bryzgalov at the 6:11 mark of the first period and 10:40 of the third...his second goal marked the 550th of his career, moving Selanne past Ron Francis and into sole possession of 23rd place on the all-time goals list...right wing **Todd Bertuzzi** had two assists and center **Doug Weight** picked up a helper as the Ducks finished their road trip with a 2-1-0 record.

PP: 1-6 PK: 1-5 SF: 15 SA: 31

TOI: M. Schneider (26:27)

Three Stars: 1. Hiller 2. Selanne 3. Kapanen

## MARCH 26, 2008 - ANAHEIM 2 VS. LOS ANGELES 1 SO

The Ducks clinched a playoff berth for the third consecutive year and sixth time in franchise history in a thrilling 2-1 shootout victory at Honda Center...after giving up a power play goal in the first period, the Ducks relied on strong defense and goaltending to carry them through the game...right wing **Bobby Ryan** scored the Ducks' lone goal (PPG) at 12:25 of the second...defenseman **Marc-Andre Bergeron** picked up the single assist on Ryan's tally...the 1-1 tie carried through the end of regulation and overtime session, leading to the Ducks' 13th shootout appearance of the season...right wing **Teemu Selanne** and **Mathieu Schneider** (GDG) scored shootout goals for the Ducks, giving the club a 2-1 edge in the shootout and the overall victory...**Jonas Hiller** stopped 31-of-32 shots and 5-of-6 shootout attempts, while also being named the first star of the game...the Ducks recorded a season-high 40 shots on net.

PP: 1-2 PK: 1-2 SF: 40 SA: 32

TOI: M. Schneider (28:05)

Three Stars: 1. Hiller 2. Ryan 3. Ersberg

## MARCH 28, 2008 - ANAHEIM 1 VS. SAN JOSE 3

The Ducks' franchise-record 10-game home winning streak was snapped with a 3-1 loss to the San Jose Sharks at Honda Center...in the final meeting between the two teams, San Jose jumped out to an early lead as Patrick Marleau scored for the Sharks 6:38 into the opening period...defenseman **Scott Niedermayer** answered the call at 11:00 of the first period with a power play strike...defenseman **Mathieu Schneider** and right wing **Bobby Ryan** provided the assists...Schneider's assist marked his 700th career NHL point, becoming this sixth U.S.-born defenseman to accomplish the feat...San Jose scored two unanswered goals in the second to seal the 3-1 victory...**Rob Niedermayer** appeared in his 300th game as an Anaheim Duck...the Ducks scored a power play goal in the third consecutive game...goaltender **Jonas Hiller** stopped 24-of-27 shots.

PP: 1-3 PK: 1-3 SF: 24 SA: 27

TOI: S. Niedermayer (27:03)

Three Stars: 1. S. Niedermayer 2. Moen 3. Boucher

## MARCH 30, 2008 - ANAHEIM 3 VS. DALLAS 2 SO

The Ducks won their second consecutive shootout victory in the final regular season contest against the Dallas Stars by a score of 3-2...defenseman **Mathieu Schneider** provided the goal scoring for the Ducks, scoring two goals for the first time since Oct. 11, 2006 (3-1=4)...center **Ryan Getzlaf** assisted on both of Schneider's goals, extending his home point streak to seven games (2-9=11)...defenseman **Scott Niedermayer** and right wing **Teemu Selanne** also collected single assists...goaltender **J.S. Giguere** stopped 23-of-25 shots for his eighth consecutive home victory and 34th victory overall...it was also his fifth shootout victory of the season...the Ducks scored a power play goal in the fourth consecutive game, going 4-for-21 (19.0%) overall.

PP: 1-7 PK: 0-5 SF: 32 SA: 25

TOI: S. Niedermayer (32:22)

Three Stars: 1. Schneider 2. S. Niedermayer 3. Turco

## APRIL 5, 2008 - ANAHEIM 4 @ LOS ANGELES 3

The Ducks reached the 100-point mark for the second consecutive season and the second time in franchise history with a 4-3 victory over the Los Angeles Kings at Staples Center...defenseman **Joe DiPenta** scored his first goal of the regular season to even the score at 1-1 at 19:10 of the first period...right wing **Teemu Selanne** followed just eight seconds later to give the Ducks a 2-1 advantage heading into the first intermission...the two goals scored eight seconds apart tied the club record for fastest two goals scored...Selanne added a second goal at 6:28 of the third period for his third multi-goal game of the season...center **Ryan Getzlaf** added a goal of his own at 3:26 of the second and notched an assist for his 23rd multi-point game of the season...rookie right wing **Bobby Ryan** earned two assists for the first multi-point game of his career...right wing **Todd Bertuzzi** and defenseman **Kent Huskins** each added single assists to round out the Ducks scoring...goaltender **J.S. Giguere** earned his 35th victory by stopping 28-of-31 shots, moving to within one win of tying his personal and franchise season best...defenseman **Scott Niedermayer** appeared in his 1,100th NHL contest.

PP: 0-2 PK: 0-3 SF: 26 SA: 31

TOI: F. Beauchemin (25:37)

Three Stars: 1. Getzlaf 2. Selanne 3. Thornton

## APRIL 6, 2008 - ANAHEIM 3 VS. PHOENIX 2 SO

The Ducks closed out the 2007-08 regular season with a dramatic 3-2 shootout win at Honda Center...after being held scoreless for the opening two periods of the game, left wing **Chris Kunitz** scored a goal with assists recorded by right wing **Teemu Selanne** and defenseman **Scott Niedermayer**...rookie winger **Bobby Ryan** evened the score at 2-2 with a goal just 43 seconds after Kunitz's marker...center **Ryan Getzlaf** and right wing **Todd Bertuzzi** collected the assists...Getzlaf scored the game-deciding goal in the shootout in the fourth round...**Jonas Hiller** won his second consecutive shootout victory, stopping 32-of-34 shots...the Ducks registered a season-high 43 shots on net in the victory...Anaheim improved their season shootout record to 8-7.

PP: 0-0 PK: 1-2 SF: 43 SA: 34

TOI: F. Beauchemin (23:02)

Three Stars: 1. Carrillo 2. Moen 3. Ryan

# 2007-08 GAME-BY-GAME

Date	Team	W/L/OT	Record	GF - GA	Scorers	W Goal	PP	PK	SF - SA	W - L Gtldr	Attend.
09/29/07	@ LOS ANGELES	L	00-01-00	1-4	5AP	4	1-8	4-7	27-21	45 - 30	17551
09/30/07	LOS ANGELES	W	01-01-00	4-1	10P,14P,10,32	14	2-4	4-4	25-23	1 - 35	17300
10/03/07	@ DETROIT	O**	01-01-01	2-3	4,15P	26	1-5	5-7	15-42	39 - 30	17610
10/05/07	@ COLUMBUS	L	01-02-01	0-4	-	61	0-7	8-11	28-37	31 - 30	17852
10/06/07	@ PITTSBURGH	L	01-03-01	4-5	14P,15,14S,10	12	1-5	4-5	23-29	29 - 1	17132
10/10/07	BOSTON	W	02-03-01	2-1	15,23	23	0-3	3-3	30-19	30 - 30	17285+
10/14/07	MINNESOTA	L	02-04-01	0-2	-	12	0-8	4-4	37-25	29 - 35	17174+
10/15/07	DETROIT	W	03-04-01	6-3	40,14P,19,26S,10P,21S	26	2-11	8-9	29-35	30 - 39	17174+
10/17/07	NASHVILLE	W	04-04-01	3-1	10,56,18	56	0-2	2-2	31-29	35 - 30	17174+
10/20/07	@ DALLAS	L	04-05-01	1-3	25P	63	1-9	2-3	21-23	35 - 35	18057
10/23/07	@ ST. LOUIS	L	04-06-01	2-4	19,28	22	0-5	3-5	16-33	34 - 35	14764
10/25/07	PHOENIX	L	04-07-01	0-1	-	12	0-6	5-5	31-21	35 - 30	17174+
10/28/07	EDMONTON	O**	04-07-02	2-3	14,10	89	0-3	4-4	32-22	32 - 35	17174+
11/01/07	COLUMBUS	W**	05-07-02	2-1	44,11X	11	0-6	5-6	34-20	35 - 30	17174+
11/03/07	@ PHOENIX	W	06-07-02	5-2	11P,10,24,15P,10	24	2-6	4-5	39-32	35 - 35	15888
11/05/07	DALLAS	L	06-08-02	0-5	-	63	0-4	1-3	19-24	35 - 35	17174+
11/07/07	PHOENIX	O*	06-08-03	5-6	14P,22,11P,18,10	19	2-5	5-7	27-29	35 - 35	17174+
11/09/07	SAN JOSE	W**	07-08-03	3-2	15,19,15X	15	0-1	5-6	26-24	35 - 20	17174+
11/13/07	LOS ANGELES	W**	08-08-03	4-3	15P,22,40P,10X	10	2-4	6-8	33-32	35 - 35	17174+
11/15/07	@ LOS ANGELES	W	09-08-03	6-3	10,10,15,24,26,44	24	0-3	4-5	32-29	35 - 37	18118
11/17/07	@ SAN JOSE	W**	10-08-03	2-1	14,10X	10	0-2	4-4	29-29	35 - 20	17496
11/21/07	@ DALLAS	L	10-09-03	1-2	10P	15	1-6	4-6	18-24	41 - 35	18584
11/23/07	PHOENIX	O**	10-09-04	3-4	15,25P,25	19	1-4	4-5	26-38	30 - 1	17174+
11/25/07	LOS ANGELES	W	11-09-04	3-2	15,15,14	14	0-4	4-5	32-25	35 - 35	17174+
11/27/07	@ VANCOUVER	L	11-10-04	0-4	-	19	0-2	8-10	26-33	1 - 35	18630
11/29/07	@ CALGARY	W	12-10-04	1-1	22,14,10P,44S	14	1-1	5-6	26-39	35 - 34	19289
11/30/07	@ EDMONTON	L	12-11-04	1-5	15	10	0-5	7-8	22-35	35 - 35	16839
12/02/07	EDMONTON	L	12-12-04	0-4	-	14	0-4	3-5	25-21	32 - 35	17174+
12/05/07	BUFFALO	W	13-12-04	4-1	19,11P,4,10P	11	2-3	4-4	33-23	35 - 30	17174+
12/07/07	@ CHICAGO	W	14-12-04	5-3	10P,14,11,15,14	15	1-6	2-3	22-42	35 - 39	17734
12/08/07	@ NASHVILLE	L	14-13-04	2-4	7,15S	20	0-4	9-10	23-33	30 - 1	13469
12/10/07	@ COLUMBUS	W*	15-13-04	4-3	10P,10P,26S,25P	25	3-6	7-9	28-35	35 - 31	11984
12/12/07	VANCOUVER	L	15-14-04	2-3	25, 29	29	0-2	4-4	35-20	41 - 35	17174+
12/14/07	MINNESOTA	L	15-15-04	2-5	24, 4P	25	1-2	2-6	30-19	29 - 35	17174+
12/16/07	SAN JOSE	O**	15-15-05	1-2	54	19	0-4	8-8	31-37	20 - 35	17174+
12/18/07	@ SAN JOSE	W	16-15-05	2-0	10,54P	10	1-5	5-5	16-20	35 - 20	17197
12/19/07	COLORADO	W*	17-15-05	2-1	25, 11	11	0-2	1-1	38-12	1 - 31	17174+
12/22/07	@ SAN JOSE	W	18-15-05	5-2	25,10P,14,4,21	14	1-4	4-5	24-29	25 - 30	17496
12/27/07	@ EDMONTON	W	19-15-05	2-1	10,39	39	0-3	3-3	23-16	35 - 32	16839
12/29/07	@ CALGARY	L	19-16-05	3-5	4P,16,27P	12	2-4	5-6	32-35	34 - 35	19289
12/30/07	@ VANCOUVER	L	19-17-05	1-2	15	24	0-2	2-3	22-22	1 - 1	18630
01/02/08	COLUMBUS	W	20-17-05	2-1	15,25P	25	1-5	5-5	34-27	35 - 31	17174+
01/04/08	CHICAGO	W	21-17-05	2-1	10,14P	14	1-7	4-4	32-21	1 - 39	17174+
01/05/08	@ PHOENIX	O**	21-17-06	2-3	15,39	88	0-3	3-4	31-34	30 - 35	16159
01/07/08	NASHVILLE	W	22-17-06	5-2	32,14,25P,10P,15	25	2-3	2-4	37-22	35 - 39	17174+
01/09/08	TORONTO	W	23-17-06	5-0	4,10,12,39P,14P	4	2-4	6-6	24-28	35 - 35	17174+
01/13/08	SAN JOSE	W*	24-17-06	4-3	4,10,39,23	23	0-5	2-3	29-29	35 - 1	17174+
01/15/08	DALLAS	W	25-17-06	4-2	27,22,15P,4P	15	2-5	3-3	36-24	35 - 35	17174+
01/17/08	@ NASHVILLE	W	26-17-06	2-1	12P,10	10	1-7	6-7	16-34	35 - 30	14193
01/18/08	@ MINNESOTA	W	27-17-06	4-2	4,10,25P,4	25	1-4	2-2	27-27	1 - 29	18568
01/20/08	@ DALLAS	L	27-18-06	2-5	11P,15	15	1-5	4-5	20-27	35 - 35	18461
01/23/08	DETROIT	L	27-19-06	1-2	25P	51	1-5	5-6	25-33	39 - 35	17355+
01/24/08	@ LOS ANGELES	L	27-20-06	1-3	44	7	0-5	5-6	32-31	35 - 35	18118
01/30/08	@ MINNESOTA	L	27-21-06	1-5	10	10	0-4	4-4	21-23	32 - 35	18568
02/01/08	@ ST. LOUIS	O**	27-21-07	0-1	-	10	0-4	3-3	30-20	34 - 35	19150
02/02/08	@ PHILADELPHIA	L	27-22-07	0-3	-	22	0-3	2-3	27-25	43 - 1	19822
02/05/08	@ NY ISLANDERS	W	28-22-07	3-0	27P,22,39	27	1-6	1-1	26-25	35 - 39	9649
02/07/08	@ NY RANGERS	W	29-22-07	4-1	11,10,14P,4	10	1-2	4-4	19-33	35 - 30	18200
02/08/08	@ NEW JERSEY	W	30-22-07	2-1	52,52	52	0-2	5-5	24-35	1 - 30	15332
02/10/08	@ DETROIT	W	31-22-07	3-2	52,11,40	40	0-2	6-8	19-29	35 - 30	20066
02/12/08	@ COLORADO	W	32-22-07	2-1	8P,26	26	1-3	4-4	29-33	35 - 60	16257
02/15/08	DALLAS	L	32-23-07	2-4	14,14	3	0-4	3-6	22-21	35 - 35	17323+
02/17/08	CALGARY	W	33-23-07	4-2	15,52,27P,25P	27	2-6	2-3	36-25	35 - 34	17174+
02/20/08	COLORADO	W**	34-23-07	3-2	8P,44,10X	10	1-6	4-4	22-28	35 - 31	17174+
02/22/08	ST. LOUIS	W*	35-23-07	2-1	8,26	26	0-3	4-4	29-17	35 - 34	17174+
02/24/08	CHICAGO	W	36-23-07	6-3	8P,15,8P,40,8,14	40	2-9	6-6	28-32	1 - 40	17174+
02/29/08	CALGARY	W	37-23-07	3-1	11,27P,8P	27	2-7	4-5	25-23	35 - 34	17174+
03/03/08	OTTAWA	W	38-23-07	3-1	4,10P,27P	10	2-6	4-4	31-25	35 - 29	17174+
03/05/08	@ CHICAGO	L	38-24-07	0-3	-	52	0-3	7-9	19-28	50 - 35	16666
03/06/08	@ COLORADO	L	38-25-07	0-1	-	8	0-3	6-6	27-30	60 - 1	18007
03/09/08	MONTREAL	W	39-25-07	3-1	22,14,26S	14	0-8	4-4	37-21	35 - 31	17174+
03/11/08	@ PHOENIX	O**	39-25-08	2-3	22,15	17	0-3	3-4	37-39	30 - 35	14683
03/12/08	VANCOUVER	W	40-25-08	4-1	22,32S,44,39P	32	1-4	5-6	31-31	1 - 1	17174+
03/15/08	ST. LOUIS	W	41-25-08	5-2	11,8P,44,44,15	44	1-5	1-1	33-40	35 - 34	17174+
03/19/08	@ DALLAS	W	42-25-08	2-1	27P,4P	4	2-5	7-7	17-21	35 - 35	18584
03/21/08	@ SAN JOSE	L	42-26-08	1-2	22	27	0-2	6-7	13-43	20 - 1	17496
03/22/08	@ PHOENIX	W	43-26-08	2-1	8,8P	8	1-6	4-5	15-31	1 - 30	17645
03/26/08	LOS ANGELES	W**	44-26-08	2-1	54P,11X	11	1-5	1-2	40-32	1 - 31	17331+
03/28/08	SAN JOSE	L	44-27-08	1-3	27P	27	1-3	2-3	24-27	33 - 1	17334+
03/30/08	DALLAS	W**	45-27-08	3-2	11P,11,14X	14	1-7	5-5	32-25	35 - 35	17174+
04/05/08	@ LOS ANGELES	W	46-27-08	4-3	33,8,15,8	8	0-2	3-3	26-31	35 - 39	18118
04/06/08	PHOENIX	W**	47-27-08	3-2	14,54,15X	15	0-0	1-2	43-34	1 - 30	17269+

(\* = Overtime, \*\* = Shootout, + = Sellout)

# 2007-08 FINAL STATS

## SKATERS

POS	NO.	PLAYER	AVG											
			GP	TOI	G	A	PTS	+/-	PIM	PP	SH	GW	S	PCTG
C	15	Ryan Getzlaf	77	19:38	24	58	82	32	94	4	1	2	185	13.0
R	10	Corey Perry	70	17:57	29	25	54	12	108	11	0	4	200	14.5
L	14	Chris Kunitz	82	16:54	21	29	50	8	80	7	1	6	196	10.7
D	25	Chris Pronger	72	26:00	12	31	43	1-	128	8	0	4	182	6.6
R	4	Todd Bertuzzi	68	16:27	14	26	40	8	97	4	0	2	121	11.6
D	11	Mathieu Schneider	65	22:17	12	27	39	22	50	5	0	2	139	8.6
C	39	^Doug Weight	67	14:36	10	15	25	4	32	2	0	1	96	10.4
D	27	Scott Niedermayer	48	23:54	8	17	25	2-	16	7	0	3	87	9.2
R	8	Teemu Selanne	26	18:07	12	11	23	5	8	7	0	2	87	13.8
D	23	Francois Beauchemin	82	25:31	2	19	21	9-	59	0	0	2	144	1.4
D	7	^Marc-Andre Bergeron	55	17:23	9	10	19	16-	20	8	0	1	108	8.3
D	40	Kent Huskins	76	16:04	4	15	19	23	59	1	0	2	46	8.7
C	22	Todd Marchant	75	14:49	9	7	16	3-	48	0	0	0	93	9.7
C	44	Rob Niedermayer	78	17:42	8	8	16	1	54	0	1	1	111	7.2
C	26	Samuel Pahlsson	56	18:46	6	9	15	2-	34	0	3	3	94	6.4
R	54	*Bobby Ryan	23	11:15	5	5	10	1-	6	3	0	0	37	13.5
D	21	Sean O'Donnell	82	17:14	2	7	9	9	84	0	1	0	25	8.0
C	20	*Ryan Carter	34	10:29	4	4	8	2-	36	0	0	1	56	7.1
L	32	Travis Moen	77	15:49	3	5	8	10-	81	0	1	1	98	3.1
L	18	*Drew Miller	26	11:11	2	3	5	1-	6	0	0	0	30	6.7
D	33	Joe Dipenta	23	10:39	1	4	5	3	16	0	0	0	5	20.0
R	16	George Parros	69	5:56	1	4	5	3	183	0	0	0	30	3.3
L	24	Brad May	61	6:37	3	1	4	2	53	0	0	2	34	8.8
C	17	^Brian Sutherby	50	8:35	1	1	2	4-	64	0	0	0	49	2.0
C	56	*Petteri Wirtanen	3	4:11	1	0	1	1	2	0	0	1	1	100.0
R	28	Mark Mowers	17	9:02	1	0	1	0	8	0	0	0	6	16.7
C	48	*Andrew Ebbett	3	13:18	0	0	0	3	2	0	0	0	3	.0
D	20	Maxim Kondratiev	4	7:30	0	0	0	2-	0	0	0	0	1	.0
R	42	Jason King	4	10:56	0	0	0	3-	0	0	0	0	2	.0
C	20	Geoff Platt	5	11:17	0	0	0	2	2	0	0	0	4	.0

\* Rookie

^ Acquired Midseason

## GOALIES

NO.	GOALTENDER	GPI	MINS	AVG	W	L	OT	EN	SO	GA	SA	SV %	G	A	PIM
1	*Jonas Hiller	23	1223	2.06	10	7	1	0	0	42	578	.927	0	1	0
35	*J.S. Giguere	58	3310	2.12	35	17	6	5	4	117	1508	.922	0	0	4
<b>ANA GOALTENDING TOTALS</b>		<b>82</b>	<b>5007</b>	<b>2.20</b>	<b>47</b>	<b>27</b>	<b>8</b>	<b>6</b>	<b>4</b>	<b>179</b>	<b>1930</b>	<b>.907</b>	<b>0</b>	<b>1</b>	<b>4</b>



# 2007-08 INDIVIDUAL GAME-BY-GAME

## BEAUCHEMIN

Sept. 29	@ LA	0-1	3/0	28:28
Sept. 30	vs. LA	0-0	0/0	25:37
Oct. 3	@ DET	0-0	4/1	33:01
Oct. 5	@ CBJ	0-0	2/-1	28:53
Oct. 6	@ PIT	0-3	1/2	31:20
Oct. 10	vs. BOS	1-0w	5/1	28:45
Oct. 14	vs. MIN	0-0	5/-1	28:56
Oct. 15	vs. DET	0-1	2/1	34:45
Oct. 17	vs. NSH	0-0	3/0	23:35
Oct. 20	@ DAL	0-0	2/-1	29:55
Oct. 23	@ STL	0-0	2/2	31:51
Oct. 25	vs. PHX	0-0	5/0	29:51
Oct. 28	vs. EDM	0-0	0/-1	31:51
Nov. 1	vs. CBJ	0-0	3/1	26:08
Nov. 3	@ PHX	0-0	1/1	24:40
Nov. 5	vs. DAL	0-0	1/-1	26:27
Nov. 7	vs. PHX	0-0	1/-2	28:57
Nov. 9	vs. SJ	0/0	5/-1	25:46
Nov. 13	vs. LA	0-1	0/0	29:28
Nov. 15	@ LA	0-0	1/0	28:13
Nov. 17	@ SJ	0-1	2/1	32:33
Nov. 21	@ DAL	0-0	1/0	28:11
Nov. 23	vs. PHX	0-0	3/-2	31:29
Nov. 25	vs. LA	0-2	2/1	24:51
Nov. 27	@ VAN	0-0	1/0	26:29
Nov. 29	@ CGY	0-0	2/1	26:28
Nov. 30	@ EDM	0-0	1/-1	27:01
Dec. 2	vs. EDM	0-0	3/0	24:44
Dec. 5	vs. BUF	0-1	0/-1	25:50
Dec. 7	@ CHI	0-1	1/0	28:12
Dec. 8	@ NSH	0-0	0/-1	28:23
Dec. 10	@ CBJ	0-0	3/-1	30:11
Dec. 12	vs. VAN	0-0	3/-2	24:29
Dec. 14	vs. MIN	0-0	2/-1	24:39
Dec. 16	vs. SJ	0-0	1/1	25:54
Dec. 18	@ SJ	0-0	2/0	25:15
Dec. 19	vs. COL	0-0	4/-1	21:52
Dec. 22	@ SJ	0-0	1/0	21:25
Dec. 27	@ EDM	0-0	1/1	24:00
Dec. 29	@ CGY	0-1	2/-1	21:47
Dec. 30	@ VAN	0-0	4/-1	22:39
Jan. 2	vs. CBJ	0-1	0/0	20:46
Jan. 4	vs. CHI	0-0	1/-1	17:55
Jan. 5	@ PHX	0-0	4/-1	25:04
Jan. 7	vs. NSH	0-0	0/0	17:34
Jan. 9	vs. TOR	0-0	1/2	21:38
Jan. 13	vs. SJ	1-1w	4/1	24:27
Jan. 15	vs. DAL	0-0	1/0	18:53
Jan. 17	@ NSH	0-0	1/0	26:47
Jan. 18	@ MIN	0-0	1/0	22:48
Jan. 20	@ DAL	0-1	1/0	21:52
Jan. 23	vs. DET	0-0	2/-1	25:57
Jan. 24	@ LA	0-1	2/0	19:14
Jan. 30	@ MIN	0-0	1/-2	25:55
Feb. 1	@ STL	0-0	2/0	28:22
Feb. 2	@ PHI	0-0	4/-1	27:20
Feb. 5	@ NYI	0-1	0/1	23:18
Feb. 7	@ NYR	0-0	0/0	22:56
Feb. 8	@ NJ	0-1	0/2	24:02
Feb. 10	@ DET	0-0	0/0	23:54
Feb. 12	@ COL	0-0	1/-1	29:12
Feb. 15	vs. DAL	0-0	0/1	26:41
Feb. 17	vs. CGY	0-0	3/0	21:14
Feb. 20	vs. COL	0-0	0/-1	23:21
Feb. 22	vs. STL	0-0	2/1	21:13
Feb. 24	vs. CHI	0-1	0/-1	23:11
Feb. 29	vs. CGY	0-0	2/0	25:52
Mar. 3	vs. OTT	0-0	1/-1	23:35
Mar. 5	@ CHI	0-0	1/0	26:33
Mar. 6	@ COL	0-0	3/0	25:17
Mar. 9	vs. MTL	0-0	1/0	21:43
Mar. 11	@ PHX	0-0	1/1	26:24
Mar. 12	vs. VAN	0-0	4/2	20:37
Mar. 15	vs. STL	0-0	0/2	20:21
Mar. 19	@ DAL	0-0	2/-1	22:44
Mar. 21	@ SJ	0-0	0/-1	23:39
Mar. 22	@ PHX	0-0	0/1	24:25
Mar. 26	vs. LA	0-0	2/0	26:33
Mar. 28	vs. SJ	0-0	1/0	24:58
Mar. 30	vs. DAL	0-0	2/-1	25:40
Apr. 5	@ LA	0-0	3/-1	25:37
Apr. 6	vs. PHX	0-0	5/1	23:02

## GETZLAF

Sept. 29	@ LA	0-0	4/-1	23:45
Sept. 30	vs. LA	0-0	2/0	16:18
Oct. 3	@ DET	1-0	3/0	27:39
Oct. 5	@ CBJ	0-0	6/0	17:09
Oct. 6	@ PIT	1-1	3/1	19:35
Oct. 10	vs. BOS	1-1	4/1	18:14
Oct. 14	vs. MIN	0-0	4/1	19:02
Oct. 15	vs. DET	0-3	2/2	26:03
Oct. 17	vs. NSH	0-1	3/0	18:38
Oct. 20	@ DAL	0-1	2/-1	16:46
Oct. 23	@ STL	0-0	0/0	5:01
Oct. 25	vs. PHX	INJ		
Oct. 28	vs. EDM	INJ		
Nov. 1	vs. CBJ	0-0	2/0	18:56
Nov. 3	@ PHX	1-2	3/2	22:40
Nov. 5	vs. DAL	0-0	4/-1	18:30
Nov. 7	vs. PHX	0-2	2/-2	19:31
Nov. 9	vs. SJ	1-0	4/1	18:59
Nov. 13	vs. LA	1-1	6/-1	20:33
Nov. 15	@ LA	1-1	3/2	16:36
Nov. 17	@ SJ	0-1	4/1	21:14
Nov. 21	@ DAL	0-1	4/0	19:40
Nov. 23	vs. PHX	1-0	2/1	21:01
Nov. 25	vs. LA	2-0	4/2	18:43
Nov. 27	@ VAN	0-0	2/0	15:58
Nov. 29	@ CGY	0-2	0/1	15:49
Nov. 30	@ EDM	1-0	4/0	16:42
Dec. 2	vs. EDM	0-0	3/-1	21:59
Dec. 5	vs. BUF	0-1	4/-1	17:48
Dec. 7	@ CHI	1-2w	4/1	21:48
Dec. 8	@ NSH	1-0	2/2	20:38
Dec. 10	@ CBJ	0-2	5/0	23:45
Dec. 12	vs. VAN	0-0	4/1	18:27
Dec. 14	vs. MIN	0-1	4/0	18:45
Dec. 16	vs. SJ	0-0	0/0	18:19
Dec. 18	@ SJ	0-0	0/1	18:37
Dec. 19	vs. COL	0-0	1/1	22:20
Dec. 22	@ SJ	0-1	2/2	19:02
Dec. 27	@ EDM	0-1	2/0	18:54
Dec. 29	@ CGY	0-1	1/-1	19:25
Dec. 30	@ VAN	1-0	3/1	22:34
Jan. 2	vs. CBJ	1-1	2/0	19:21
Jan. 4	vs. CHI	0-1	0/1	19:29
Jan. 5	@ PHX	0-1	2/1	21:54
Jan. 7	vs. NSH	1-1	1/2	15:55
Jan. 9	vs. TOR	0-2	1/3	16:01
Jan. 13	vs. SJ	0-1	2/2	20:30
Jan. 15	vs. DAL	1-1w	4/0	18:52
Jan. 17	@ NSH	0-2	2/1	18:32
Jan. 18	@ MIN	0-3	1/2	20:11
Jan. 20	@ DAL	1-0	3/-1	20:17
Jan. 23	vs. DET	0-1	2/0	23:56
Jan. 24	@ LA	0-0	2/0	23:48
Jan. 30	@ MIN	0-0	2/0	23:48
Feb. 1	@ STL	0-0	2/-2	22:04
Feb. 2	@ PHI	0-0	5/0	25:10
Feb. 5	@ NYI	0-0	0/-2	19:18
Feb. 7	@ NYR	0-0	2/0	21:11
Feb. 8	@ NJ	0-0	2/0	19:17
Feb. 10	@ DET	0-1	1/2	15:20
Feb. 12	@ COL	0-1	3/0	18:35
Feb. 15	vs. DAL	0-1	0/1	18:47
Feb. 17	vs. CGY	1-1	2/1	19:31
Feb. 20	vs. COL	0-1	2/-1	25:53
Feb. 22	vs. STL	0-0	2/-1	18:40
Feb. 24	vs. CHI	1-2	2/-2	20:15
Feb. 29	vs. CGY	0-1	1/1	18:04
Mar. 3	vs. OTT	0-2	1/1	16:01
Mar. 5	@ CHI	0-0	3/-1	20:05
Mar. 6	@ COL	0-0	2/0	22:04
Mar. 9	vs. MTL	0-1	5/1	19:22
Mar. 11	@ PHX	1-0	4/0	22:55
Mar. 12	vs. VAN	0-1	1/1	19:25
Mar. 15	vs. STL	1-0	3/2	19:44
Mar. 19	@ DAL	0-2	0/1	18:28
Mar. 21	@ SJ	0-0	1/0	19:13
Mar. 22	@ PHX	INJ		
Mar. 26	vs. LA	INJ		
Mar. 28	vs. SJ	INJ		
Mar. 30	vs. DAL	0-2	3/1	21:36
Apr. 5	@ LA	1-1	1/4	19:27
Apr. 6	vs. PHX	0-1	2/1	20:18

## GIGUERE

Sept. 29	@ LA	INJ		
Sept. 30	vs. LA	INJ		
Oct. 3	@ DET	INJ		
Oct. 5	@ CBJ	INJ		
Oct. 6	@ PIT	INJ		
Oct. 10	vs. BOS	INJ		
Oct. 14	vs. MIN	2-25	L	60
Oct. 15	vs. DET	DNP		
Oct. 17	vs. NSH	1-29	W	60
Oct. 20	@ DAL	3-12	L	29
Oct. 23	@ STL	3-32	L	59
Oct. 25	vs. PHX	DNP		
Oct. 28	vs. EDM	2-22	O	65
Nov. 1	vs. CBJ	1-20	W	65
Nov. 3	@ PHX	2-32	W	60
Nov. 5	vs. DAL	4-19	L	40
Nov. 7	vs. PHX	2-11	O	27
Nov. 9	vs. SJ	2-24	W	65
Nov. 13	vs. LA	3-32	W	65
Nov. 15	@ LA	3-29	W	60
Nov. 17	@ SJ	1-29	W	65
Nov. 21	@ DAL	2-24	L	59
Nov. 23	vs. PHX	DNP		
Nov. 25	vs. LA	2-25	W	60
Nov. 27	@ VAN	4-27	L	48
Nov. 29	@ CGY	1-39	W	60
Nov. 30	@ EDM	4-23	L	42
Dec. 2	vs. EDM	4-21	L	60
Dec. 5	vs. BUF	1-23	W	60
Dec. 7	@ CHI	3-42	W	60
Dec. 8	@ NSH	DNP		
Dec. 10	@ CBJ	3-35	W	63
Dec. 12	vs. VAN	3-20	L	58
Dec. 14	vs. MIN	3-9	L	26
Dec. 16	vs. SJ	1-37	O	65
Dec. 18	@ SJ	0-20	W	60
Dec. 19	vs. COL	DNP		
Dec. 22	@ SJ	2-29	W	60
Dec. 27	@ EDM	1-16	W	60
Dec. 29	@ CGY	4-34	L	60
Dec. 30	@ VAN	DNP		
Jan. 2	vs. CBJ	1-27	W	60
Jan. 4	vs. CHI	DNP		
Jan. 5	@ PHX	2-34	O	65
Jan. 7	vs. NSH	2-22	W	60
Jan. 9	vs. TOR	0-28	W	60
Jan. 13	vs. SJ	3-29	W	60
Jan. 15	vs. DAL	2-24	W	60
Jan. 17	@ NSH	1-34	W	60
Jan. 18	@ MIN	DNP		
Jan. 20	@ DAL	4-26	L	59
Jan. 23	vs. DET	2-33	L	59
Jan. 24	@ LA	3-18	L	30
Jan. 30	@ MIN	3-11	L	23
Feb. 1	@ STL	0-20	O	65
Feb. 2	@ PHI	DNP		
Feb. 5	@ NYI	0-25	W	60
Feb. 7	@ NYR	1-33	W	60
Feb. 8	@ NJ	DNP		
Feb. 10	@ DET	2-29	W	59
Feb. 12	@ COL	1-33	W	60
Feb. 15	vs. DAL	3-20	L	59
Feb. 17	vs. CGY	2-25	W	60
Feb. 20	vs. COL	2-28	W	65
Feb. 22	vs. STL	1-17	W	60
Feb. 24	vs. CHI	DNP		
Feb. 29	vs. CGY	1-23	W	60
Mar. 3	vs. OTT	1-25	W	60
Mar. 5	@ CHI	2-27	L	58
Mar. 6	@ COL	DNP		
Mar. 9	vs. MTL	1-21	W	60
Mar. 11	@ PHX	2-39	O	65
Mar. 12	vs. VAN	DNP		
Mar. 15	vs. STL	2-40	W	60
Mar. 19	@ DAL	1-21	W	60
Mar. 21	@ SJ	INJ		
Mar. 22	@ PHX	INJ		
Mar. 26	vs. LA	INJ		
Mar. 28	vs. SJ	INJ		
Mar. 30	vs. DAL	2-25	W	65
Apr. 5	@ LA	3-31	W	60
Apr. 6	vs. PHX	DNP		

# 2007-08 INDIVIDUAL GAME-BY-GAME

HILLER				
Sept. 29	@ LA	DNP		
Sept. 30	vs. LA	1-23	W	60
Oct. 3	@ DET	DNP		
Oct. 5	@ CBJ	DNP		
Oct. 6	@ PIT	5-29	L	59
Oct. 10	vs. BOS	DND		
Oct. 14	vs. MIN	DND		
Oct. 15	vs. DET	DND		
Oct. 17	vs. NSH	DND		
Oct. 20	@ DAL	DND		
Oct. 23	@ STL	MIN		
Oct. 25	vs. PHX	MIN		
Oct. 28	vs. EDM	MIN		
Nov. 1	vs. CBJ	MIN		
Nov. 3	@ PHX	MIN		
Nov. 5	vs. DAL	MIN		
Nov. 7	vs. PHX	MIN		
Nov. 9	vs. SJ	MIN		
Nov. 13	vs. LA	MIN		
Nov. 15	@ LA	MIN		
Nov. 17	@ SJ	DNP		
Nov. 21	@ DAL	DNP		
Nov. 23	vs. PHX	3-38	O	65
Nov. 25	vs. LA	DNP		
Nov. 27	@ VAN	0-6		12
Nov. 29	@ CGY	DNP		
Nov. 30	@ EDM	1-12		18
Dec. 2	vs. EDM	DNP		
Dec. 5	vs. BUF	DNP		
Dec. 7	@ CHI	DNP		
Dec. 8	@ NSH	4-33	L	60
Dec. 10	@ CBJ	DNP		
Dec. 12	vs. VAN	DNP		
Dec. 14	vs. MIN	2-10		34
Dec. 16	vs. SJ	DNP		
Dec. 18	@ SJ	DNP		
Dec. 19	vs. COL	1-12	W	64
Dec. 22	@ SJ	DNP		
Dec. 27	@ EDM	DNP		
Dec. 29	@ CGY	DNP		
Dec. 30	@ VAN	2-22	L	58
Jan. 2	vs. CBJ	DNP		
Jan. 4	vs. CHI	1-21	W	60
Jan. 5	@ PHX	DNP		
Jan. 7	vs. NSH	DNP		
Jan. 9	vs. TOR	DNP		
Jan. 13	vs. SJ	DNP		
Jan. 15	vs. DAL	DNP		
Jan. 17	@ NSH	DNP		
Jan. 18	@ MIN	2-27	W	60
Jan. 20	@ DAL	DNP		
Jan. 23	vs. DET	DNP		
Jan. 24	@ LA	0-13		30
Jan. 30	@ MIN	2-12		37
Feb. 1	@ STL	DNP		
Feb. 2	@ PHI	3-25	L	60
Feb. 5	@ NYI	DNP		
Feb. 7	@ NYR	DNP		
Feb. 8	@ NJ	1-35	W	60
Feb. 10	@ DET	DNP		
Feb. 12	@ COL	DNP		
Feb. 15	vs. DAL	DNP		
Feb. 17	vs. CGY	DNP		
Feb. 20	vs. COL	DNP		
Feb. 22	vs. STL	DNP		
Feb. 24	vs. CHI	3-32	W	60
Feb. 29	vs. CGY	DNP		
Mar. 3	vs. OTT	DNP		
Mar. 5	@ CHI	DNP		
Mar. 6	@ COL	1-30	L	59
Mar. 9	vs. MTL	DNP		
Mar. 11	@ PHX	DNP		
Mar. 12	vs. VAN	1-31	W	60
Mar. 15	vs. STL	DNP		
Mar. 19	@ DAL	DNP		
Mar. 21	@ SJ	2-43	L	59
Mar. 22	@ PHX	1-31	W	60
Mar. 26	vs. LA	1-32	W	65
Mar. 28	vs. SJ	3-27	L	58
Mar. 30	vs. DAL	DNP		
Apr. 5	@ LA	DNP		
Apr. 6	vs. PHX	2-34	W	65

HUSKINS				
Sept. 29	@ LA	0-0	2/0	18:24
Sept. 30	vs. LA	0-1	1/1	18:44
Oct. 3	@ DET	0-0	0/1	20:24
Oct. 5	@ CBJ	0-0	0/0	19:47
Oct. 6	@ PIT	0-0	1/0	22:23
Oct. 10	vs. BOS	0-1	1/1	18:10
Oct. 14	vs. MIN	0-0	0/1	15:31
Oct. 15	vs. DET	1-0	2/1	18:24
Oct. 17	vs. NSH	0-1	1/1	16:51
Oct. 20	@ DAL	0-0	0/0	17:36
Oct. 23	@ STL	0-1	0/2	17:46
Oct. 25	vs. PHX	0-0	0/0	19:57
Oct. 28	vs. EDM	0-0	0/0	20:02
Nov. 1	vs. CBJ	0-0	2/0	16:21
Nov. 3	@ PHX	0-0	0/0	17:52
Nov. 5	vs. DAL	0-0	1/1	17:46
Nov. 7	vs. PHX	0-0	0/2	19:31
Nov. 9	vs. SJ	0-1	0/2	21:36
Nov. 13	vs. LA	1-0	1/0	16:38
Nov. 15	@ LA	0-0	0/5	17:56
Nov. 17	@ SJ	0-0	0/0	19:38
Nov. 21	@ DAL	0-0	0/0	16:04
Nov. 23	vs. PHX	0-0	0/1	15:22
Nov. 25	vs. LA	0-0	0/1	13:36
Nov. 27	@ VAN	0-0	1/1	19:26
Nov. 29	@ CGY	0-0	0/0	17:23
Nov. 30	@ EDM	0-0	2/1	19:14
Dec. 2	vs. EDM	0-0	1/1	18:10
Dec. 5	vs. BUF	0-1	0/2	9:24
Dec. 7	@ CHI	INJ		
Dec. 8	@ NSH	INJ		
Dec. 10	@ CBJ	INJ		
Dec. 12	vs. VAN	INJ		
Dec. 14	vs. MIN	INJ		
Dec. 16	vs. SJ	INJ		
Dec. 18	@ SJ	0-0	0/0	10:56
Dec. 19	vs. COL	0-0	0/0	17:48
Dec. 22	@ SJ	0-1	0/1	14:34
Dec. 27	@ EDM	0-1	0/0	9:55
Dec. 29	@ CGY	0-0	0/1	13:35
Dec. 30	@ VAN	0-0	1/0	15:12
Jan. 2	vs. CBJ	0-0	1/0	12:37
Jan. 4	vs. CHI	0-0	0/0	13:04
Jan. 5	@ PHX	0-1	0/2	13:39
Jan. 7	vs. NSH	0-1	2/2	16:30
Jan. 9	vs. TOR	0-1	2/1	15:02
Jan. 13	vs. SJ	0-0	0/0	11:48
Jan. 15	vs. DAL	0-0	1/0	11:30
Jan. 17	@ NSH	0-0	1/1	19:11
Jan. 18	@ MIN	0-0	1/2	16:42
Jan. 20	@ DAL	0-0	0/1	14:29
Jan. 23	vs. DET	0-0	1/0	10:47
Jan. 24	@ LA	0-0	1/1	15:07
Jan. 30	@ MIN	0-0	1/0	14:48
Feb. 1	@ STL	0-0	2/0	18:00
Feb. 2	@ PHI	0-0	0/0	14:35
Feb. 5	@ NYI	0-0	0/1	14:22
Feb. 7	@ NYR	0-0	0/0	12:07
Feb. 8	@ NJ	0-0	0/0	13:45
Feb. 10	@ DET	1-0w	2/2	13:01
Feb. 12	@ COL	0-0	1/0	8:22
Feb. 15	vs. DAL	0-0	0/0	11:59
Feb. 17	vs. CGY	0-0	1/0	15:24
Feb. 20	vs. COL	0-0	2/0	15:40
Feb. 22	vs. STL	0-1	0/0	14:23
Feb. 24	vs. CHI	1-0w	1/1	14:30
Feb. 29	vs. CGY	0-0	0/1	17:29
Mar. 3	vs. OTT	0-0	0/0	15:38
Mar. 5	@ CHI	0-0	0/0	16:55
Mar. 6	@ COL	0-0	2/1	13:41
Mar. 9	vs. MTL	0-1	0/1	12:14
Mar. 11	@ PHX	0-0	2/1	12:15
Mar. 12	vs. VAN	0-0	0/0	17:34
Mar. 15	vs. STL	0-1	2/1	16:19
Mar. 19	@ DAL	0-0	0/0	14:09
Mar. 21	@ SJ	0-0	0/1	18:41
Mar. 22	@ PHX	0-0	1/0	17:12
Mar. 26	vs. LA	0-0	1/0	17:57
Mar. 28	vs. SJ	0-0	0/2	17:31
Mar. 30	vs. DAL	0-0	0/1	20:15
Apr. 5	@ LA	0-1	0/1	19:11
Apr. 6	vs. PHX	0-0	1/0	22:00

KUNITZ				
Sept. 29	@ LA	0-0	1/1	19:34
Sept. 30	vs. LA	1-0w	5/0	17:43
Oct. 3	@ DET	0-0	0/0	21:38
Oct. 5	@ CBJ	0-0	5/0	16:39
Oct. 6	@ PIT	2-1	5/2	19:26
Oct. 10	vs. BOS	0-0	3/0	16:57
Oct. 14	vs. MIN	0-0	2/1	17:38
Oct. 15	vs. DET	1-1	3/1	23:47
Oct. 17	vs. NSH	0-1	1/0	17:24
Oct. 20	@ DAL	0-0	2/1	19:52
Oct. 23	@ STL	0-1	2/0	23:45
Oct. 25	vs. PHX	0-0	4/1	21:35
Oct. 28	vs. EDM	1-0	2/0	22:56
Nov. 1	vs. CBJ	0-0	3/0	21:51
Nov. 3	@ PHX	0-0	4/0	15:57
Nov. 5	vs. DAL	0-0	3/1	16:45
Nov. 7	vs. PHX	1-1	3/0	18:00
Nov. 9	vs. SJ	0-0	3/0	16:30
Nov. 13	vs. LA	0-0	2/1	16:06
Nov. 15	@ LA	0-3	4/2	15:31
Nov. 17	@ SJ	1-0	2/1	18:47
Nov. 21	@ DAL	0-0	0/0	17:26
Nov. 23	vs. PHX	0-0	1/0	22:08
Nov. 25	vs. LA	1-0w	4/1	14:52
Nov. 27	@ VAN	0-0	2/1	13:17
Nov. 29	@ CGY	1-0w	4/1	14:28
Nov. 30	@ EDM	0-1	1/0	16:36
Dec. 2	vs. EDM	0-0	2/0	13:37
Dec. 5	vs. BUF	0-0	2/1	16:46
Dec. 7	@ CHI	2-0	2/2	19:13
Dec. 8	@ NSH	0-1	2/0	13:49
Dec. 10	@ CBJ	0-0	2/0	20:53
Dec. 12	vs. VAN	0-1	2/1	19:36
Dec. 14	vs. MIN	0-0	1/1	14:53
Dec. 16	vs. SJ	0-0	1/1	18:29
Dec. 18	@ SJ	0-1	0/1	16:30
Dec. 19	vs. COL	0-1	2/0	13:49
Dec. 22	@ SJ	1-0w	2/0	11:30
Dec. 27	@ EDM	0-0	1/1	15:04
Dec. 29	@ CGY	0-0	3/3	17:29
Dec. 30	@ VAN	0-0	1/1	17:20
Jan. 2	vs. CBJ	0-0	5/0	15:33
Jan. 4	vs. CHI	1-0w	3/1	18:13
Jan. 5	@ PHX	0-1	5/1	16:23
Jan. 7	vs. NSH	1-1	6/1	17:33
Jan. 9	vs. TOR	1-0	2/0	15:21
Jan. 13	vs. SJ	0-0	3/1	15:46
Jan. 15	vs. DAL	0-0	2/0	14:52
Jan. 17	@ NSH	0-0	1/0	10:35
Jan. 18	@ MIN	0-0	3/0	17:02
Jan. 20	@ DAL	0-1	0/1	12:32
Jan. 23	vs. DET	0-0	0/0	14:48
Jan. 24	@ LA	0-0	1/1	14:40
Jan. 30	@ MIN	0-1	1/0	16:04
Feb. 1	@ STL	0-0	3/0	15:06
Feb. 2	@ PHI	0-0	2/0	13:00
Feb. 5	@ NYI	0-0	5/0	19:04
Feb. 7	@ NYR	1-0	3/0	12:55
Feb. 8	@ NJ	0-1	3/0	14:39
Feb. 10	@ DET	0-1	1/2	13:19
Feb. 12	@ COL	0-0	3/0	20:03
Feb. 15	vs. DAL	2-0	4/1	12:50
Feb. 17	vs. CGY	0-2	2/0	20:00
Feb. 20	vs. COL	0-1	3/0	21:34
Feb. 22	vs. STL	0-0	3/1	17:48
Feb. 24	vs. CHI	1-3	1/3	14:46
Feb. 29	vs. OTT	0-1	2/0	22:33
Mar. 3	vs. CGY	0-0	3/0	15:16
Mar. 5	@ CHI	0-0	2/0	16:01
Mar. 6	@ COL	0-0	2/0	17:30
Mar. 9	vs. MTL	1-0w	3/1	19:12
Mar. 11	@ PHX	0-1	4/1	20:00
Mar. 12	vs. VAN	0-1	1/1	14:14
Mar. 15	vs. STL	0-0	3/1	16:53
Mar. 19	@ DAL	0-0	1/0	14:19
Mar. 21	@ SJ	0-1	1/1	15:23
Mar. 22	@ PHX	0-0	1/0	14:22
Mar. 26	vs. LA	0-0	4/0	17:30
Mar. 28	vs. SJ	0-0	2/1	14:59
Mar. 30	vs. DAL	0-0	2/1	16:29
Apr. 5	@ LA	0-0	2/1	15:34
Apr. 6	vs. PHX	1-0	4/0	15:24



# 2007-08 INDIVIDUAL GAME-BY-GAME

## MARCHANT

Sept. 29	@ LA	0-0	3/0	11:59
Sept. 30	vs. LA	0-1	1/1	18:11
Oct. 3	@ DET	0-0	1/0	15:36
Oct. 5	@ CBJ	0-0	1/0	18:51
Oct. 6	@ PIT	0-0	0/-1	19:16
Oct. 10	vs. BOS	0-0	0/0	9:49
Oct. 14	vs. MIN	0-0	2/-1	16:13
Oct. 15	vs. DET	INJ		
Oct. 17	vs. NSH	INJ		
Oct. 20	@ DAL	0-0	0/0	11:30
Oct. 23	@ STL	0-0	2/-1	21:22
Oct. 25	vs. PHX	0-0	0/0	17:42
Oct. 28	vs. EDM	0-0	1/0	19:22
Nov. 1	vs. CBJ	0-0	1/0	16:46
Nov. 3	@ PHX	0-0	2/0	16:12
Nov. 5	vs. DAL	0-0	0/0	11:40
Nov. 7	vs. PHX	1-0	4/1	18:32
Nov. 9	vs. SJ	0-1	2/1	20:52
Nov. 13	vs. LA	1-0	1/1	16:51
Nov. 15	@ LA	0-0	0/0	16:26
Nov. 17	@ SJ	0-0	2/-1	17:39
Nov. 21	@ DAL	0-0	0/0	14:17
Nov. 23	vs. PHX	0-0	0/-1	9:05
Nov. 25	vs. LA	0-0	1/-1	11:46
Nov. 27	@ VAN	0-0	2/-1	12:46
Nov. 29	@ CGY	1-0	2/1	19:19
Nov. 30	@ EDM	0/0	0/-2	11:43
Dec. 2	vs. EDM	DND		
Dec. 5	vs. BUF	0-0	2/0	11:59
Dec. 7	@ CHI	0-0	0/0	6:36
Dec. 8	@ NSH	0-0	1/-1	12:10
Dec. 10	@ CBJ	0-0	1/0	13:52
Dec. 12	vs. VAN	0-0	4/-1	13:50
Dec. 14	vs. MIN	0-0	1/0	15:57
Dec. 16	vs. SJ	0-0	0/0	10:58
Dec. 18	@ SJ	0-1	0/0	8:32
Dec. 19	vs. COL	0-1	1/1	8:45
Dec. 22	@ SJ	0-0	1/0	13:15
Dec. 27	@ EDM	0-0	1/0	20:12
Dec. 29	@ CGY	0-0	4/-1	18:26
Dec. 30	@ VAN	0-0	0/0	14:52
Jan. 2	vs. CBJ	0-0	2/0	10:49
Jan. 4	vs. CHI	0-0	0/0	12:49
Jan. 5	@ PHX	0-0	0/0	15:35
Jan. 7	vs. NSH	0-0	1/0	11:47
Jan. 9	vs. TOR	0-0	1/0	14:38
Jan. 13	vs. SJ	0-1	2/1	11:34
Jan. 15	vs. DAL	1-0	2/0	18:43
Jan. 17	@ NSH	0-0	0/0	14:31
Jan. 18	@ MIN	0-0	0/0	14:44
Jan. 20	@ DAL	0-0	0/0	15:46
Jan. 23	vs. DET	0-0	0/0	12:35
Jan. 24	@ LA	0-0	1/-1	14:11
Jan. 30	@ MIN	0-0	0/-1	13:56
Feb. 1	@ STL	0-0	3/0	17:29
Feb. 2	@ PHI	0-0	2/0	15:45
Feb. 5	@ NYI	1-0	3/1	14:02
Feb. 7	@ NYR	0-0	3/-1	22:35
Feb. 8	@ NJ	0-0	3/2	19:39
Feb. 10	@ DET	0-1	2/1	20:02
Feb. 12	@ COL	0-0	2/0	16:08
Feb. 15	vs. DAL	0-0	2/0	15:46
Feb. 17	vs. CGY	0-0	0/0	9:32
Feb. 20	vs. COL	0-0	0/0	11:41
Feb. 22	vs. STL	INJ		
Feb. 24	vs. CHI	INJ		
Feb. 29	vs. CGY	INJ		
Mar. 3	vs. OTT	0-0	3/0	11:03
Mar. 5	@ CHI	0-0	2/0	13:16
Mar. 6	@ COL	0-0	0/0	14:17
Mar. 9	vs. MTL	1-0	3/1	12:03
Mar. 11	@ PHX	1-0	1/1	14:29
Mar. 12	vs. VAN	1-1	2/2	12:22
Mar. 15	vs. STL	0-0	0/0	11:55
Mar. 19	@ DAL	0-0	1/0	13:46
Mar. 21	@ SJ	1-0	1/1	15:31
Mar. 22	@ PHX	0-0	2/1	20:21
Mar. 26	vs. LA	0-0	1/0	22:52
Mar. 28	vs. SJ	0-0	0/-2	16:46
Mar. 30	vs. DAL	0-0	3/-2	16:36
Apr. 5	@ LA	0-0	0/0	4:04
Apr. 6	vs. PHX	INJ		

## MAY

Sept. 29	@ LA	0-0	1/0	6:45
Sept. 30	vs. LA	DND		
Oct. 3	@ DET	DND		
Oct. 5	@ CBJ	0-0	0/0	7:48
Oct. 6	@ PIT	0-0	0/0	4:33
Oct. 10	vs. BOS	0-0	0/1	7:45
Oct. 14	vs. MIN	0-0	0/0	8:57
Oct. 15	vs. DET	0-0	0/0	1:02
Oct. 17	vs. NSH	0-0	0/1	5:47
Oct. 20	@ DAL	0-0	0/0	1:06
Oct. 23	@ STL	0-0	0/-1	5:53
Oct. 25	vs. PHX	0-0	1/0	9:45
Oct. 28	vs. EDM	0-0	2/0	9:13
Nov. 1	vs. CBJ	0-0	0/0	3:43
Nov. 3	@ PHX	1-0w	1/2	12:14
Nov. 5	vs. DAL	0-0	0/-2	8:51
Nov. 7	vs. PHX	0-0	0/0	3:23
Nov. 9	vs. SJ	0-0	0/0	4:48
Nov. 13	vs. LA	0-0	1/0	5:16
Nov. 15	@ LA	1-0w	1/1	9:41
Nov. 17	@ SJ	0/0	0/0	5:06
Nov. 21	@ DAL	0-0	1/0	4:08
Nov. 23	vs. PHX	DND		
Nov. 25	vs. LA	0-0	0/0	5:23
Nov. 27	@ VAN	0-0	1/0	7:32
Nov. 29	@ CGY	0-0	1/0	5:27
Nov. 30	@ EDM	DND		
Dec. 2	vs. EDM	0-0	0/-2	6:27
Dec. 5	vs. BUF	DND		
Dec. 7	@ CHI	0-1	0/1	2:55
Dec. 8	@ NSH	0-0	0/0	4:42
Dec. 10	@ CBJ	DND		
Dec. 12	vs. VAN	0-0	0/0	5:13
Dec. 14	vs. MIN	1-0	1/1	8:02
Dec. 16	vs. SJ	0-0	1/0	7:30
Dec. 18	@ SJ	INJ		
Dec. 19	vs. COL	INJ		
Dec. 22	@ SJ	INJ		
Dec. 27	@ EDM	INJ		
Dec. 29	@ CGY	INJ		
Dec. 30	@ VAN	INJ		
Jan. 2	vs. CBJ	INJ		
Jan. 4	vs. CHI	INJ		
Jan. 5	@ PHX	INJ		
Jan. 7	vs. NSH	INJ		
Jan. 9	vs. TOR	INJ		
Jan. 13	vs. SJ	0-0	1/0	6:34
Jan. 15	vs. DAL	0-0	1/0	7:28
Jan. 17	@ NSH	0-0	1/0	7:21
Jan. 18	@ MIN	0-0	0/0	4:02
Jan. 20	@ DAL	0-0	0/0	8:43
Jan. 23	vs. DET	0-0	0/0	5:02
Jan. 24	@ LA	0-0	3/0	7:44
Jan. 30	@ MIN	0-0	1/0	6:05
Feb. 1	@ STL	0-0	0/0	7:27
Feb. 2	@ PHI	0-0	0/-1	10:17
Feb. 5	@ NYI	0-0	0/0	6:41
Feb. 7	@ NYR	0-0	0/2	9:00
Feb. 8	@ NJ	0-0	0/-1	8:17
Feb. 10	@ DET	0-0	2/0	6:37
Feb. 12	@ COL	DND		
Feb. 15	vs. DAL	DND		
Feb. 17	vs. CGY	0-0	2/0	7:33
Feb. 20	vs. COL	0-0	0/0	8:29
Feb. 22	vs. STL	0-0	0/0	6:01
Feb. 24	vs. CHI	0-0	0/0	4:59
Feb. 29	vs. CGY	0-0	0/0	2:56
Mar. 3	vs. OTT	0-0	2/0	7:11
Mar. 5	@ CHI	DND		
Mar. 6	@ COL	0-0	0/0	4:41
Mar. 9	vs. MTL	0-0	1/0	5:47
Mar. 11	@ PHX	0-0	0/0	4:18
Mar. 12	vs. VAN	0-0	0/0	8:33
Mar. 15	vs. STL	0-0	1/0	6:53
Mar. 19	@ DAL	0-0	0/0	4:00
Mar. 21	@ SJ	0-0	2/0	6:00
Mar. 22	@ PHX	0-0	0/0	5:04
Mar. 26	vs. LA	0-0	0/0	4:43
Mar. 28	vs. SJ	0-0	1/0	8:56
Mar. 30	vs. DAL	0-0	1/0	6:42
Apr. 5	@ LA	DND		
Apr. 6	vs. PHX	0-0	1/0	12:56

## MOEN

Sept. 29	@ LA	0-0	1/0	11:00
Sept. 30	vs. LA	1-0	4/1	19:09
Oct. 3	@ DET	0-0	1/0	13:20
Oct. 5	@ CBJ	0-0	1/0	10:12
Oct. 6	@ PIT	DND		
Oct. 10	vs. BOS	0-0	1/0	21:02
Oct. 14	vs. MIN	0-0	3/-1	20:17
Oct. 15	vs. DET	0-0	1/0	9:17
Oct. 17	vs. NSH	0-0	1/0	10:13
Oct. 20	@ DAL	0-0	1/0	20:00
Oct. 23	@ STL	0-0	2/0	16:39
Oct. 25	vs. PHX	0-0	4/0	16:30
Oct. 28	vs. EDM	0-0	4/0	22:56
Nov. 1	vs. CBJ	0-0	2/0	9:44
Nov. 3	@ PHX	0-0	1/0	14:28
Nov. 5	vs. DAL	0-0	0/0	10:48
Nov. 7	vs. PHX	0-0	0/-2	15:34
Nov. 9	vs. SJ	0-0	1/0	20:12
Nov. 13	vs. LA	0-0	1/0	15:45
Nov. 15	@ LA	0-1	2/1	12:04
Nov. 17	@ SJ	0-0	2/0	19:21
Nov. 21	@ DAL	0-0	0/0	15:05
Nov. 23	vs. PHX	0-1	2/1	14:37
Nov. 25	vs. LA	0-0	2/-1	16:59
Nov. 27	@ VAN	0-0	1/0	15:04
Nov. 29	@ CGY	0-0	2/0	17:06
Nov. 30	@ EDM	0-0	3/-1	13:45
Dec. 2	vs. EDM	0-0	0/0	14:10
Dec. 5	vs. BUF	0-0	1/0	14:50
Dec. 7	@ CHI	0-0	1/0	16:21
Dec. 8	@ NSH	0-0	1/0	15:53
Dec. 10	@ CBJ	0-0	1/0	17:28
Dec. 12	vs. VAN	0-0	0/-2	14:23
Dec. 14	vs. MIN	0-0	2/0	14:25
Dec. 16	vs. SJ	0-0	1/0	13:31
Dec. 18	@ SJ	0-0	0/0	16:34
Dec. 19	vs. COL	0-0	1/0	17:37
Dec. 22	@ SJ	0-0	1/1	17:04
Dec. 27	@ EDM	0-0	2/0	19:11
Dec. 29	@ CGY	0-0	3/0	17:35
Dec. 30	@ VAN	0-0	0/0	13:50
Jan. 2	vs. CBJ	0-0	3/0	19:04
Jan. 4	vs. CHI	0-0	2/-1	16:23
Jan. 5	@ PHX	0-0	0/-1	17:27
Jan. 7	vs. NSH	1-0	2/1	16:54
Jan. 9	vs. TOR	0-0	1/0	18:56
Jan. 13	vs. SJ	0-0	0/0	17:04
Jan. 15	vs. DAL	0-0	2/1	19:04
Jan. 17	@ NSH	0-0	1/0	16:58
Jan. 18	@ MIN	0-0	2/-1	15:53
Jan. 20	@ DAL	0-0	1/-2	13:37
Jan. 23	vs. DET	0-0	2/-1	14:19
Jan. 24	@ LA	0-0	0/-1	13:58
Jan. 30	@ MIN	0-0	2/-1	15:51
Feb. 1	@ STL	0-0	1/0	15:02
Feb. 2	@ PHI	0-0	0/0	15:32
Feb. 5	@ NYI	INJ		
Feb. 7	@ NYR	INJ		
Feb. 8	@ NJ	INJ		
Feb. 10	@ DET	INJ		
Feb. 12	@ COL	0-1	0/1	13:13
Feb. 15	vs. DAL	0-0	1/0	9:27
Feb. 17	vs. CGY	0-0	0/0	12:02
Feb. 20	vs. COL	0-0	0/0	15:19
Feb. 22	vs. STL	0-0	1/0	13:13
Feb. 24	vs. CHI	0-0	1/0	15:16
Feb. 29	vs. CGY	0-0	1/0	17:35
Mar. 3	vs. OTT	0-0	0/1	17:11
Mar. 5	@ CHI	0-0	1/0	12:33
Mar. 6	@ COL	0-0	0/0	15:10
Mar. 9	vs. MTL	0-0	1/-1	15:53
Mar. 11	@ PHX	0-0	3/-1	18:17
Mar. 12	vs. VAN	1-1w	1/2	14:51
Mar. 15	vs. STL	0-1	1/1	16:56
Mar. 19	@ DAL	0-0	1/0	19:07
Mar. 21	@ SJ	0-0	1/-1	16:50
Mar. 22	@ PHX	0-0	0/0	14:39
Mar. 26	vs. LA	0-0	2/0	16:28
Mar. 28	vs. SJ	0-0	1/0	18:23
Mar. 30	vs. DAL	0-0	1/0	16:51
Apr. 5	@ LA	0-0	1/-1	17:09
Apr. 6	vs. PHX	0-0	4/0	13:33

# 2007-08 INDIVIDUAL GAME-BY-GAME

## MONTADOR (w/FLA)

Oct. 4	@ NYR	INJ		
Oct. 6	vs. NJ	INJ		
Oct. 10	@ TB	INJ		
Oct. 11	vs. NJ	INJ		
Oct. 13	vs. TB	INJ		
Oct. 16	@ MTL	INJ		
Oct. 18	@ TOR	INJ		
Oct. 20	@ OTT	INJ		
Oct. 24	vs. PHI	0-0	0/1	5:26
Oct. 26	vs. BUF	0-0	2/0	6:35
Oct. 27	@ NSH	DND		
Oct. 31	vs. CAR	0-0	1/0	3:46
Nov. 2	@ BUF	0-0	0/0	6:41
Nov. 3	@ CAR	0-0	2/0	6:29
Nov. 5	vs. TB	1-0	1/1	5:51
Nov. 7	@ TB	0-0	0/0	8:49
Nov. 9	vs. ATL	0-0	0/1	10:14
Nov. 12	vs. CAR	0-1	1/0	8:21
Nov. 13	@ ATL	0-0	2/1	11:11
Nov. 15	vs. WSH	0-0	0/0	8:24
Nov. 17	@ CAR	0-0	1/0	8:03
Nov. 19	@ WSH	0-0	1/0	5:50
Nov. 21	@ CBJ	0-0	1/1	16:33
Nov. 23	vs. NYR	0-1	1/1	18:05
Nov. 28	@ BOS	0-0	1-1	16:19
Nov. 29	vs. WSH	1-0	1/1	17:59
Dec. 1	vs. WSH	0-0	0/0	20:12
Dec. 5	vs. OTT	1-2	1/0	15:59
Dec. 7	vs. NYI	0-0	2/0	17:33
Dec. 11	vs. CGY	0-0	3/0	20:14
Dec. 13	@ STL	0-0	0/0	13:36
Dec. 15	@ DET	0-0	3/1	17:49
Dec. 16	@ CHI	0-1	0/1	15:10
Dec. 18	@ MTL	0-0	4/2	16:03
Dec. 20	vs. CAR	0-0	3/2	16:11
Dec. 22	vs. TOR	0-0	1/0	18:43
Dec. 27	@ ATL	0-0	0/1	15:31
Dec. 28	vs. MTL	0-0	4/2	14:10
Dec. 30	vs. PHI	0-0	1-1	21:07
Jan. 2	@ NJ	0-0	2/1	10:16
Jan. 3	@ NYI	0-0	0/0	5:26
Jan. 5	@ PIT	0-0	0/0	14:16
Jan. 8	vs. PIT	0-0	1/0	15:40
Jan. 10	@ ATL	0-1	5/0	15:55
Jan. 12	vs. TB	0-0	1/0	15:40
Jan. 13	vs. COL	0-0	1/1	9:42
Jan. 16	@ PHI	0-0	3/1	15:30
Jan. 18	@ NJ	0-0	1/1	13:17
Jan. 19	@ WSH	0-1	2/1	18:13
Jan. 22	vs. OTT	0-0	0/1	13:50
Jan. 24	vs. EDM	0-1	1/1	8:00
Jan. 30	vs. BUF	0-0	0/0	7:59
Feb. 1	vs. VAN	0-1	2/1	9:06
Feb. 2	@ TB	0-0	2/0	11:38
Feb. 5	@ TOR	1-2	1/2	15:07
Feb. 7	@ OTT	0-0	1/0	9:32
Feb. 9	@ BOS	0-0	0/0	4:36
Feb. 10	@ BUF	0-0	0/1	7:48
Feb. 13	vs. MTL	1-0	2/0	6:39
Feb. 15	vs. WSH	0-0	0/0	8:24
Feb. 16	@ CAR	0-0	0/1	6:12
Feb. 19	@ PIT	0-0	0/0	7:12
Feb. 21	vs. BOS	1-1	3/2	12:25
Feb. 23	@ PHI	0-1	1/1	17:41
Feb. 24	@ NYR	0-0	0/2	14:32
Feb. 27	vs. TOR	0-0	2/1	14:51
Feb. 29	vs. MIN	1-0	2/1	13:07
Mar. 2	@ NYI	0-0	1/0	8:54
Mar. 4	@ BOS	0-0	2/0	8:10
Mar. 6	vs. PIT	0-0	2/0	8:32
Mar. 8	vs. ATL	0-0	1/0	6:01
Mar. 12	vs. NYI	0-0	3/0	8:57
Mar. 14	vs. NYR	0-1	2/1	8:37
Mar. 16	vs. ATL	0-1	1/0	4:01
Mar. 20	@ CAR	0-0	1/0	3:53
Mar. 22	vs. TB	0-0	0/2	7:35
Mar. 25	@ TB	0-0	1/0	8:16
Mar. 27	vs. ATL	0-0	4/1	6:42
Mar. 29	vs. WSH	0-0	1/0	15:53
Apr. 1	@ ATL	0-0	3/1	18:03
Apr. 4	@ CAR	1-0	1/1	10:05
Apr. 5	@ WSH	0-0	3/0	17:20

## MORRISON (w/VAN)

Oct. 5	vs. SJ	1-0	1/1	16:30
Oct. 6	@ CGY	0-1	2/1	17:15
Oct. 10	vs. PHI	0-0	2/2	18:05
Oct. 12	@ EDM	1-1	1/2	15:13
Oct. 13	vs. EDM	1-0	3/0	17:18
Oct. 15	vs. SJ	0-0	3/0	17:24
Oct. 19	vs. LA	0-0	2/1	16:50
Oct. 21	@ CBJ	0-0	1/1	15:23
Oct. 22	@ CAR	1-0	2/0	12:20
Oct. 24	@ DET	0-0	1/1	17:29
Oct. 26	@ WSH	0-1	0/0	15:48
Oct. 28	vs. DET	0-1	3/1	16:37
Nov. 1	vs. NSH	0-0	3/0	15:37
Nov. 3	@ COL	1-0	1/1	16:10
Nov. 8	@ CGY	1-0	2/0	19:42
Nov. 9	vs. COL	0-0	3/0	14:50
Nov. 14	vs. EDM	0-0	1/0	17:28
Nov. 16	vs. MIN	0-2	1/0	18:03
Nov. 18	vs. CGY	0-0	1/0	16:02
Nov. 20	@ EDM	0-1	2/1	17:12
Nov. 21	@ MIN	0-1	1/1	16:53
Nov. 23	@ STL	0-0	1/0	18:43
Nov. 25	vs. CHI	1-0w	2/0	17:20
Nov. 27	vs. ANA	0-0	1/1	14:07
Nov. 29	vs. CBJ	0-0	0/0	19:00
Dec. 2	@ MIN	0-0	0/0	15:06
Dec. 5	@ CHI	1-1w	1/2	13:40
Dec. 6	@ NSH	0-1	0/0	12:22
Dec. 8	vs. PIT	0-0	2/1	15:27
Dec. 10	@ LA	0-2	2/3	11:10
Dec. 12	@ ANA	INJ		
Dec. 13	@ SJ	INJ		
Dec. 15	vs. EDM	INJ		
Dec. 18	vs. NJ	INJ		
Dec. 20	vs. DAL	INJ		
Dec. 22	@ PHX	INJ		
Dec. 23	@ COL	INJ		
Dec. 27	vs. CGY	INJ		
Dec. 30	vs. ANA	INJ		
Dec. 31	@ CGY	INJ		
Jan. 3	vs. NYR	INJ		
Jan. 8	vs. NYI	INJ		
Jan. 10	@ SJ	INJ		
Jan. 11	vs. PHX	INJ		
Jan. 13	@ STL	INJ		
Jan. 15	@ CBJ	INJ		
Jan. 17	@ DET	INJ		
Jan. 19	vs. LA	INJ		
Jan. 21	vs. MIN	INJ		
Jan. 23	vs. STL	INJ		
Jan. 29	vs. DAL	INJ		
Jan. 31	@ TB	INJ		
Feb. 1	@ FLA	INJ		
Feb. 5	@ DAL	INJ		
Feb. 7	@ ATL	INJ		
Feb. 9	vs. COL	INJ		
Feb. 10	vs. CHI	INJ		
Feb. 14	vs. MIN	INJ		
Feb. 16	vs. EDM	INJ		
Feb. 19	@ MIN	INJ		
Feb. 21	@ NSH	INJ		
Feb. 23	vs. DET	INJ		
Feb. 27	vs. COL	INJ		
Feb. 29	vs. CBJ	INJ		
Mar. 2	@ CHI	INJ		
Mar. 4	@ COL	INJ		
Mar. 6	vs. NSH	INJ		
Mar. 8	vs. STL	INJ		
Mar. 10	@ LA	0-0	2/0	8:03
Mar. 12	@ ANA	0-1	0/1	15:07
Mar. 13	@ PHX	0-0	0/0	16:12
Mar. 15	@ DAL	1-2w	1/2	11:42
Mar. 17	vs. PHX	0-0	0/0	16:49
Mar. 20	@ EDM	0-0	2/1	14:59
Mar. 21	vs. MIN	0-0	2/1	14:18
Mar. 25	@ CGY	0-1	1/0	14:08
Mar. 26	@ COL	0-0	1/0	4:42
Mar. 28	@ MIN	INJ		
Mar. 30	vs. CGY	INJ		
Apr. 1	vs. COL	INJ		
Apr. 3	vs. EDM	INJ		
Apr. 5	vs. CGY	INJ		

## R. NIEDERMAYER

Sept. 29	@ LA	0-0	0/0	13:09
Sept. 30	vs. LA	0-1	2/1	17:26
Oct. 3	@ DET	0-0	0/0	15:21
Oct. 5	@ CBJ	0-0	2/0	18:37
Oct. 6	@ PIT	0-0	2/1	20:02
Oct. 10	vs. BOS	0-0	2/0	17:40
Oct. 14	vs. MIN	0-0	4/1	19:56
Oct. 15	vs. DET	0-1	2/2	20:26
Oct. 17	vs. NSH	0-0	4/0	21:43
Oct. 20	@ DAL	0-0	2/1	20:03
Oct. 23	@ STL	INJ		
Oct. 25	vs. PHX	INJ		
Oct. 28	vs. EDM	INJ		
Nov. 1	vs. CBJ	1-0	3/1	23:18
Nov. 3	@ PHX	0-0	3/0	20:49
Nov. 5	vs. DAL	0-0	0/1	15:02
Nov. 7	vs. PHX	0-0	3/0	20:02
Nov. 9	vs. SJ	0-0	2/0	22:03
Nov. 13	vs. LA	0-0	1/0	21:17
Nov. 15	@ LA	1-1	2/1	18:42
Nov. 17	@ SJ	0-0	3/1	20:59
Nov. 21	@ DAL	0-0	2/0	16:51
Nov. 23	vs. PHX	0-0	3/1	21:51
Nov. 25	vs. LA	0-0	1/0	18:16
Nov. 27	@ VAN	0-0	0/0	16:15
Nov. 29	@ CGY	1-0	1/1	20:19
Nov. 30	@ EDM	0-0	1/0	13:57
Dec. 2	vs. EDM	0-0	3/0	18:00
Dec. 5	vs. BUF	0-0	2/0	17:01
Dec. 7	@ CHI	0-0	0/0	19:23
Dec. 8	@ NSH	0-0	2/1	18:13
Dec. 10	@ CBJ	0-0	4/0	17:37
Dec. 12	vs. VAN	0-0	0/1	17:01
Dec. 14	vs. MIN	0-0	2/0	17:13
Dec. 16	vs. SJ	0-0	0/0	20:33
Dec. 18	@ SJ	0-0	1/0	18:09
Dec. 19	vs. COL	0-0	1/0	20:38
Dec. 22	@ SJ	0-0	0/1	20:10
Dec. 27	@ EDM	0-0	0/1	18:07
Dec. 29	@ CGY	0-0	2/0	18:55
Dec. 30	@ VAN	0-0	0/0	14:41
Jan. 2	vs. CBJ	0-0	1/0	18:12
Jan. 4	vs. CHI	0-0	1/1	19:15
Jan. 5	@ PHX	0-0	0/1	15:56
Jan. 7	vs. NSH	0-0	1/1	17:10
Jan. 9	vs. TOR	0-0	1/0	15:10
Jan. 13	vs. SJ	0-0	1/1	15:14
Jan. 15	vs. DAL	INJ		
Jan. 17	@ NSH	0-0	1/0	16:21
Jan. 18	@ MIN	0-0	2/1	17:09
Jan. 20	@ DAL	0-0	0/1	13:08
Jan. 23	vs. DET	0-0	3/0	16:01
Jan. 24	@ LA	1-0	2/0	14:59
Jan. 30	@ MIN	0-0	2/2	13:29
Feb. 1	@ STL	0-0	1/0	18:02
Feb. 2	@ PHI	0-0	0/0	15:08
Feb. 5	@ NYI	0-1	1/1	13:28
Feb. 7	@ NYR	0-0	1/1	19:49
Feb. 8	@ NJ	0-0	0/2	19:17
Feb. 10	@ DET	0-1	0/1	20:39
Feb. 12	@ COL	0-1	1/1	16:15
Feb. 15	vs. DAL	0-0	2/0	13:28
Feb. 17	vs. CGY	0-0	0/0	15:51
Feb. 20	vs. COL	1-0	2/0	14:59
Feb. 22	vs. STL	0-1	1/1	16:22
Feb. 24	vs. CHI	0-0	3/0	18:39
Feb. 29	vs. CGY	0-0	0/0	21:05
Mar. 3	vs. OTT	0-0	2/1	19:27
Mar. 5	@ CHI	0-0	2/0	12:29
Mar. 6	@ COL	0-0	1/0	16:11
Mar. 9	vs. MTL	0-1	1/0	16:29
Mar. 11	@ PHX	0-0	1/0	19:32
Mar. 12	vs. VAN	1-0	2/1	17:20
Mar. 15	vs. STL	2-0w	4/0	16:36
Mar. 19	@ DAL	0-0	0/0	16:15
Mar. 21	@ SJ	0-0	0/1	17:07
Mar. 22	@ PHX	0-0	0/0	17:04
Mar. 26	vs. LA	0-0	1/0	17:35
Mar. 28	vs. SJ	0-0	2/0	17:11
Mar. 30	vs. DAL	0-0	0/0	19:01
Apr. 5	@ LA	0-0	0/1	16:58
Apr. 6	vs. PHX	0-0	5/0	17:28

# 2007-08 INDIVIDUAL GAME-BY-GAME

## S. NIEDERMAYER

Sept. 29	@ LA	-		
Sept. 30	vs. LA	-		
Oct. 3	@ DET	-		
Oct. 5	@ CBJ	-		
Oct. 6	@ PIT	-		
Oct. 10	vs. BOS	-		
Oct. 14	vs. MIN	-		
Oct. 15	vs. DET	-		
Oct. 17	vs. NSH	-		
Oct. 20	@ DAL	-		
Oct. 23	@ STL	-		
Oct. 25	vs. PHX	-		
Oct. 28	vs. EDM	-		
Nov. 1	vs. CBJ	-		
Nov. 3	@ PHX	-		
Nov. 5	vs. DAL	-		
Nov. 7	vs. PHX	-		
Nov. 9	vs. SJ	-		
Nov. 13	vs. LA	-		
Nov. 15	@ LA	-		
Nov. 17	@ SJ	-		
Nov. 21	@ DAL	-		
Nov. 23	vs. PHX	-		
Nov. 25	vs. LA	-		
Nov. 27	@ VAN	-		
Nov. 29	@ CGY	-		
Nov. 30	@ EDM	-		
Dec. 2	vs. EDM	-		
Dec. 5	vs. BUF	-		
Dec. 7	@ CHI	-		
Dec. 8	@ NSH	-		
Dec. 10	@ CBJ	-		
Dec. 12	vs. VAN	-		
Dec. 14	vs. MIN	-		
Dec. 16	vs. SJ	0-0	8/1	23:52
Dec. 18	@ SJ	0-1	0/0	21:57
Dec. 19	vs. COL	0-0	1/0	22:07
Dec. 22	@ SJ	0-1	3/0	18:57
Dec. 27	@ EDM	0-0	1/1	21:37
Dec. 29	@ CGY	1-0	2/-2	21:15
Dec. 30	@ VAN	0-1	1/0	22:49
Jan. 2	vs. CBJ	0-0	2/0	22:01
Jan. 4	vs. CHI	0-1	0/-1	21:44
Jan. 5	@ PHX	0-0	2/-1	25:51
Jan. 7	vs. NSH	0-1	3/0	18:38
Jan. 9	vs. TOR	0-1	0/1	17:04
Jan. 13	vs. SJ	0-1	2/1	25:41
Jan. 15	vs. DAL	1-2	2/1	20:27
Jan. 17	@ NSH	0-0	0/0	24:49
Jan. 18	@ MIN	0-0	3/0	22:50
Jan. 20	@ DAL	0-0	3/-2	21:47
Jan. 23	vs. DET	0-0	1/-1	26:56
Jan. 24	@ LA	0-0	1/-1	20:28
Jan. 30	@ MIN	0-0	2/-2	23:22
Feb. 1	@ STL	0-0	2/0	26:42
Feb. 2	@ PHI	0-0	3/0	26:17
Feb. 5	@ NYI	1-0w	3/1	22:14
Feb. 7	@ NYR	0-0	1/-1	22:55
Feb. 8	@ NJ	0-1	0/2	26:37
Feb. 10	@ DET	0-0	2/0	24:59
Feb. 12	@ COL	0-0	3/0	24:57
Feb. 15	vs. DAL	0-0	0/0	24:14
Feb. 17	vs. CGY	1-0w	1/0	22:21
Feb. 20	vs. COL	0-0	2/-1	26:53
Feb. 22	vs. STL	0-0	2/1	23:51
Feb. 24	vs. CHI	0-0	3/0	26:17
Feb. 29	vs. CGY	1-1w	1/0	25:53
Mar. 3	vs. OTT	1-1	2/-1	24:21
Mar. 5	@ CHI	0-0	2/-1	27:34
Mar. 6	@ COL	0-0	1/0	24:55
Mar. 9	vs. MTL	0-1	1/0	25:23
Mar. 11	@ PHX	0-0	3/1	28:13
Mar. 12	vs. VAN	0-0	2/1	20:16
Mar. 15	vs. STL	0-1	1/0	22:39
Mar. 19	@ DAL	1-0	3/0	29:10
Mar. 21	@ SJ	0-1	1/0	24:02
Mar. 22	@ PHX	0-0	1/1	23:47
Mar. 26	vs. LA	0-0	3/0	26:53
Mar. 28	vs. SJ	1-0	3/0	27:03
Mar. 30	vs. DAL	0-1	0/0	32:22
Apr. 5	@ LA	0-0	3/-1	19:42
Apr. 6	vs. PHX	0-1	1/1	22:51

## O'DONNELL

Sept. 29	@ LA	0-0	1/0	14:56
Sept. 30	vs. LA	0-0	0/0	19:34
Oct. 3	@ DET	0-0	0/0	17:43
Oct. 5	@ CBJ	0-0	0/0	19:00
Oct. 6	@ PIT	0-0	0/-2	19:07
Oct. 10	vs. BOS	0-0	1/-1	17:25
Oct. 14	vs. MIN	0-0	1/-1	17:03
Oct. 15	vs. DET	1-0	1/2	15:11
Oct. 17	vs. NSH	0-0	0/0	22:13
Oct. 20	@ DAL	0-0	0/-1	15:52
Oct. 23	@ STL	0-0	0/0	16:23
Oct. 25	vs. PHX	0-0	0/0	15:17
Oct. 28	vs. EDM	0-0	0/0	17:24
Nov. 1	vs. CBJ	0-0	1/1	20:29
Nov. 3	@ PHX	0-0	0/1	17:35
Nov. 5	vs. DAL	0-0	0/0	14:42
Nov. 7	vs. PHX	0-0	0/1	16:12
Nov. 9	vs. SJ	0-0	0/0	22:19
Nov. 13	vs. LA	0-0	0/0	19:41
Nov. 15	@ LA	0-0	1/2	20:34
Nov. 17	@ SJ	0-0	0/-1	18:58
Nov. 21	@ DAL	0-0	0/0	17:54
Nov. 23	vs. PHX	0-1	0/1	19:56
Nov. 25	vs. LA	0-0	0/0	19:10
Nov. 27	@ VAN	0-0	0/-1	20:26
Nov. 29	@ CGY	0-1	1/2	20:01
Nov. 30	@ EDM	0-0	0/-2	15:26
Dec. 2	vs. EDM	0-0	0/-1	17:53
Dec. 5	vs. BUF	0-0	0/0	23:25
Dec. 7	@ CHI	0-0	0/0	19:57
Dec. 8	@ NSH	0-0	1/0	18:13
Dec. 10	@ CBJ	0-0	1/0	19:13
Dec. 12	vs. VAN	0-0	1/-1	19:20
Dec. 14	vs. MIN	0-0	0/0	15:57
Dec. 16	vs. SJ	0-0	0/0	16:28
Dec. 18	@ SJ	0-1	1/1	18:37
Dec. 19	vs. COL	0-0	1/1	18:48
Dec. 22	@ SJ	1-0	1/2	18:24
Dec. 27	@ EDM	0-0	0/0	19:23
Dec. 29	@ CGY	0-0	0/-1	16:23
Dec. 30	@ VAN	0-0	1/0	13:09
Jan. 2	vs. CBJ	0-0	0/0	15:51
Jan. 4	vs. CHI	0-1	1/1	18:22
Jan. 5	@ PHX	0-0	0/1	17:34
Jan. 7	vs. NSH	0-1	1/1	19:07
Jan. 9	vs. TOR	0-0	0/0	20:21
Jan. 13	vs. SJ	0-0	0/1	12:35
Jan. 15	vs. DAL	0-0	1/-1	20:06
Jan. 17	@ NSH	0-0	0/0	19:32
Jan. 18	@ MIN	0-0	1/-1	15:02
Jan. 20	@ DAL	0-0	1/0	15:19
Jan. 23	vs. DET	0-0	0/0	14:14
Jan. 24	@ LA	0-0	0/-1	16:19
Jan. 30	@ MIN	0-0	0/-1	17:11
Feb. 1	@ STL	0-0	0/0	19:37
Feb. 2	@ PHI	0-0	0/-1	17:58
Feb. 5	@ NYI	0-0	0/0	15:18
Feb. 7	@ NYR	0-0	0/2	17:29
Feb. 8	@ NJ	0-0	1/-1	14:52
Feb. 10	@ DET	0-0	0/1	17:25
Feb. 12	@ COL	0-0	0/0	15:06
Feb. 15	vs. DAL	0-0	0/0	11:31
Feb. 17	vs. CGY	0-1	1/1	15:34
Feb. 20	vs. COL	0-0	0/0	13:12
Feb. 22	vs. STL	0-0	0/0	15:42
Feb. 24	vs. CHI	0-0	0/1	18:37
Feb. 29	vs. CGY	0-0	0/0	13:43
Mar. 3	vs. OTT	0-0	0/1	16:44
Mar. 5	@ CHI	0-0	0/0	4:22
Mar. 6	@ COL	0-0	0/0	13:57
Mar. 9	vs. MTL	0-0	0/1	12:56
Mar. 11	@ PHX	0-0	0/1	16:20
Mar. 12	vs. VAN	0-1	0/1	15:17
Mar. 15	vs. STL	0-0	1/0	18:45
Mar. 19	@ DAL	0-0	0/0	16:41
Mar. 21	@ SJ	0-0	0/0	17:46
Mar. 22	@ PHX	0-0	0/0	17:39
Mar. 26	vs. LA	0-0	2/0	16:19
Mar. 28	vs. SJ	0-0	1/0	16:55
Mar. 30	vs. DAL	0-0	0/-1	14:40
Apr. 5	@ LA	0-0	0/0	20:04
Apr. 6	vs. PHX	0-0	0/0	21:44

## PAHLSSON

Sept. 29	@ LA	INJ		
Sept. 30	vs. LA	INJ		
Oct. 3	@ DET	INJ		
Oct. 5	@ CBJ	INJ		
Oct. 6	@ PIT	INJ		
Oct. 10	vs. BOS	0-0	2/0	18:46
Oct. 14	vs. MIN	0-0	1/-1	18:06
Oct. 15	vs. DET	1-0w	2/2	18:35
Oct. 17	vs. NSH	0-0	4/0	23:25
Oct. 20	@ DAL	0-1	0/-1	15:18
Oct. 23	@ STL	0-0	1/0	23:17
Oct. 25	vs. PHX	0-0	1/0	19:13
Oct. 28	vs. EDM	0-0	8/0	22:42
Nov. 1	vs. CBJ	0-1	1/1	17:49
Nov. 3	@ PHX	0-0	3/0	18:15
Nov. 5	vs. DAL	0-0	1/-1	14:03
Nov. 7	vs. PHX	0-0	2/-1	18:55
Nov. 9	vs. SJ	0-0	0/0	21:31
Nov. 13	vs. LA	0-0	3/0	19:46
Nov. 15	@ LA	1-0	2/1	17:46
Nov. 17	@ SJ	0-0	1/1	20:54
Nov. 21	@ DAL	0-0	0/0	17:06
Nov. 23	vs. PHX	0-0	1/1	20:51
Nov. 25	vs. LA	0-0	1/-1	18:45
Nov. 27	@ VAN	0-0	2/0	18:48
Nov. 29	@ CGY	0-0	2/1	20:45
Nov. 30	@ EDM	0-0	0/-2	14:20
Dec. 2	vs. EDM	0-0	0/0	18:42
Dec. 5	vs. BUF	0-0	2/0	15:52
Dec. 7	@ CHI	0-0	1/0	18:42
Dec. 8	@ NSH	0-0	3/-1	16:15
Dec. 10	@ CBJ	1-0	2/1	17:10
Dec. 12	vs. VAN	0-0	1/-1	16:43
Dec. 14	vs. MIN	0-0	2/0	16:33
Dec. 16	vs. SJ	0-0	3/0	22:21
Dec. 18	@ SJ	0-0	0/0	20:50
Dec. 19	vs. COL	0-1	2/-1	19:28
Dec. 22	@ SJ	0-1	1/1	19:12
Dec. 27	@ EDM	INJ		
Dec. 29	@ CGY	INJ		
Dec. 30	@ VAN	INJ		
Jan. 2	vs. CBJ	INJ		
Jan. 4	vs. CHI	INJ		
Jan. 5	@ PHX	INJ		
Jan. 7	vs. NSH	INJ		
Jan. 9	vs. TOR	INJ		
Jan. 13	vs. SJ	INJ		
Jan. 15	vs. DAL	INJ		
Jan. 17	@ NSH	INJ		
Jan. 18	@ MIN	INJ		
Jan. 20	@ DAL	INJ		
Jan. 23	vs. DET	INJ		
Jan. 24	@ LA	INJ		
Jan. 30	@ MIN	INJ		
Feb. 1	@ STL	INJ		
Feb. 2	@ PHI	INJ		
Feb. 5	@ NYI	INJ		
Feb. 7	@ NYR	INJ		
Feb. 8	@ NJ	INJ		
Feb. 10	@ DET	0-0	0/0	17:45
Feb. 12	@ COL	1-0w	1/0	17:29
Feb. 15	vs. DAL	0-0	1/-1	17:36
Feb. 17	vs. CGY	0-0	2/0	16:01
Feb. 20	vs. COL	0-0	0/0	20:02
Feb. 22	vs. STL	1-0w	2/1	21:04
Feb. 24	vs. CHI	0-1	3/1	19:28
Feb. 29	vs. CGY	0-0	3/0	21:58
Mar. 3	vs. OTT	0-0	2/-1	20:38
Mar. 5	@ CHI	0-0	0/0	16:57
Mar. 6	@ COL	0-0	1/0	15:23
Mar. 9	vs. MTL	1-0	4/0	18:17
Mar. 11	@ PHX	0-1	2/0	21:09
Mar. 12	vs. VAN	0-1	4/1	18:41
Mar. 15	vs. STL	0-2	2/2	17:05
Mar. 19	@ DAL	0-0	1/0	21:00
Mar. 21	@ SJ	0-0	1/-1	20:14
Mar. 22	@ PHX	0-0	1/0	17:57
Mar. 26	vs. LA	0-0	1/0	17:37
Mar. 28	vs. SJ	0-0	3/0	19:15
Mar. 30	vs. DAL	0-0	3/0	19:45
Apr. 5	@ LA	0-0	1/-1	18:14
Apr. 6	vs. PHX	0-0	1/0	17:03

# 2007-08 INDIVIDUAL GAME-BY-GAME

## PARROS

Sept. 29	@ LA	0-0	0/0	6:13
Sept. 30	vs. LA	0-0	0/0	7:05
Oct. 3	@ DET	0-0	0/0	2:05
Oct. 5	@ CBJ	0-0	0/0	3:26
Oct. 6	@ PIT	DND		
Oct. 10	vs. BOS	0-0	0/0	4:15
Oct. 14	vs. MIN	0-0	0/0	1:08
Oct. 15	vs. DET	0-0	0/0	1:01
Oct. 17	vs. NSH	0-1	0/1	4:49
Oct. 20	@ DAL	0-0	0/0	5:06
Oct. 23	@ STL	0-0	0/0	7:01
Oct. 25	vs. PHX	0-0	0/0	6:08
Oct. 28	vs. EDM	0-0	0/0	9:33
Nov. 1	vs. CBJ	0-0	0/0	2:47
Nov. 3	@ PHX	0-0	1/0	2:42
Nov. 5	vs. DAL	0-0	1/0	8:21
Nov. 7	vs. PHX	0-0	0/0	4:05
Nov. 9	vs. SJ	0-0	0/0	1:35
Nov. 13	vs. LA	0-0	2/0	5:47
Nov. 15	@ LA	0-0	0/1	9:20
Nov. 17	@ SJ	0-0	1/0	5:24
Nov. 21	@ DAL	DND		
Nov. 23	vs. PHX	0-0	0/0	1:53
Nov. 25	vs. LA	0-0	2/0	5:19
Nov. 27	@ VAN	0-0	1/0	9:30
Nov. 29	@ CGY	0-0	0/0	3:52
Nov. 30	@ EDM	0-0	0/1	7:45
Dec. 2	vs. EDM	0-0	0/1	6:01
Dec. 5	vs. BUF	0-0	2/0	8:16
Dec. 7	@ CHI	0-1	0/1	2:00
Dec. 8	@ NSH	0-0	0/0	8:01
Dec. 10	@ CBJ	0-0	1/0	3:07
Dec. 12	vs. VAN	DND		
Dec. 14	vs. MIN	0-0	0/1	9:21
Dec. 16	vs. SJ	0-0	2/0	7:22
Dec. 18	@ SJ	0-0	0/0	4:10
Dec. 19	vs. COL	0-0	0/1	7:44
Dec. 22	@ SJ	0-0	0/0	6:29
Dec. 27	@ EDM	0-0	0/0	5:15
Dec. 29	@ CGY	1-0	2/1	5:27
Dec. 30	@ VAN	0-0	1/0	9:56
Jan. 2	vs. CBJ	0-0	0/0	3:57
Jan. 4	vs. CHI	0-0	0/0	4:47
Jan. 5	@ PHX	0-1	0/1	7:39
Jan. 7	vs. NSH	0-0	0/0	8:29
Jan. 9	vs. TOR	0-0	0/0	3:26
Jan. 13	vs. SJ	INJ		
Jan. 15	vs. DAL	INJ		
Jan. 17	@ NSH	INJ		
Jan. 18	@ MIN	INJ		
Jan. 20	@ DAL	INJ		
Jan. 23	vs. DET	INJ		
Jan. 24	@ LA	0-0	1/0	6:53
Jan. 30	@ MIN	0-0	0/0	8:28
Feb. 1	@ STL	0-0	0/0	5:21
Feb. 2	@ PHI	0-0	0/0	9:46
Feb. 5	@ NYI	0-0	0/0	7:04
Feb. 7	@ NYR	0-1	1/1	7:36
Feb. 8	@ NJ	0-0	1/1	7:00
Feb. 10	@ DET	0-0	0/0	7:38
Feb. 12	@ COL	0-0	2/0	5:47
Feb. 15	vs. DAL	0-0	1/0	9:30
Feb. 17	vs. CGY	0-0	1/0	7:15
Feb. 20	vs. COL	0-0	0/0	4:38
Feb. 22	vs. STL	0-0	1/0	7:01
Feb. 24	vs. CHI	0-0	1/1	5:13
Feb. 29	vs. CGY	0-0	0/0	2:30
Mar. 3	vs. OTT	0-0	0/0	7:37
Mar. 5	@ CHI	0-0	0/0	4:36
Mar. 6	@ COL	0-0	0/0	5:30
Mar. 9	vs. MTL	DND		
Mar. 11	@ PHX	DND		
Mar. 12	vs. VAN	DND		
Mar. 15	vs. STL	0-0	3/0	7:42
Mar. 19	@ DAL	DND		
Mar. 21	@ SJ	0-0	0/0	3:18
Mar. 22	@ PHX	0-0	0/0	4:30
Mar. 26	vs. LA	0-0	1/0	5:16
Mar. 28	vs. SJ	0-0	0/1	9:15
Mar. 30	vs. DAL	0-0	1/0	6:41
Apr. 5	@ LA	0-0	0/2	4:57
Apr. 6	vs. PHX	0-0	0/0	11:31

## PERRY

Sept. 29	@ LA	0-0	3/-1	16:46
Sept. 30	vs. LA	2-1	5/0	16:53
Oct. 3	@ DET	0-1	1/1	20:25
Oct. 5	@ CBJ	0-0	0/0	15:23
Oct. 6	@ PIT	1-0	4/1	19:31
Oct. 10	vs. BOS	0-0	4/1	16:52
Oct. 14	vs. MIN	0-0	2/0	21:11
Oct. 15	vs. DET	1-0	3/1	21:42
Oct. 17	vs. NSH	1-0	3/0	19:33
Oct. 20	@ DAL	0-0	3/-1	18:20
Oct. 23	@ STL	0-1	1/1	19:44
Oct. 25	vs. PHX	0-0	4/0	21:14
Oct. 28	vs. EDM	1-1	5/0	20:26
Nov. 1	vs. CBJ	0-0	6/0	21:46
Nov. 3	@ PHX	2-1	9/2	19:44
Nov. 5	vs. DAL	0-0	3/-2	16:36
Nov. 7	vs. PHX	1-0	1/1	17:06
Nov. 9	vs. SJ	0-1	3/0	17:10
Nov. 13	vs. LA	0-0	2/-1	16:31
Nov. 15	@ LA	2-1	8/2	14:05
Nov. 17	@ SJ	0-0	3/1	18:42
Nov. 21	@ DAL	1-0	3/0	17:36
Nov. 23	vs. PHX	0-0	2/0	17:54
Nov. 25	vs. LA	0-0	1/1	19:49
Nov. 27	@ VAN	0-0	4/0	15:56
Nov. 29	@ CGY	1-0	5/1	14:55
Nov. 30	@ EDM	0-0	1/-1	13:48
Dec. 2	vs. EDM	0-0	2/-1	22:08
Dec. 5	vs. BUF	1-0	4/-1	17:35
Dec. 7	@ CHI	1-1	3/1	19:46
Dec. 8	@ NSH	0-0	1/0	11:12
Dec. 10	@ CBJ	2-0	3/0	19:46
Dec. 12	vs. VAN	0-1	1/1	19:14
Dec. 14	vs. MIN	0-1	1/-1	17:48
Dec. 16	vs. SJ	0-0	0/0	15:21
Dec. 18	@ SJ	1-0w	4/1	17:04
Dec. 19	vs. COL	0-0	8/0	20:15
Dec. 22	@ SJ	1-0	1/2	18:16
Dec. 27	@ EDM	1-0	3/0	17:48
Dec. 29	@ CGY	0-1	2/-2	19:46
Dec. 30	@ VAN	0-0	3/0	20:09
Jan. 2	vs. CBJ	0-0	2/0	17:55
Jan. 4	vs. CHI	1-1	5/1	16:59
Jan. 5	@ PHX	0-0	4/0	21:03
Jan. 7	vs. NSH	1-1	5/2	16:31
Jan. 9	vs. TOR	1-2	3/2	16:43
Jan. 13	vs. SJ	1-0	7/0	21:02
Jan. 15	vs. DAL	0-1	0/0	16:23
Jan. 17	@ NSH	1-0w	1/1	17:36
Jan. 18	@ MIN	1-2	2/2	17:45
Jan. 20	@ DAL	0-1	2/-2	17:15
Jan. 23	vs. DET	0-0	2/-1	19:49
Jan. 24	@ LA	0-0	4/1	22:02
Jan. 30	@ MIN	1-0	3/0	19:52
Feb. 1	@ STL	0-0	4/0	20:34
Feb. 2	@ PHI	0-0	3/-2	19:50
Feb. 5	@ NYI	0-0	1/0	17:57
Feb. 7	@ NYR	1-0w	1/2	13:00
Feb. 8	@ NJ	0-1	2/0	16:22
Feb. 10	@ DET	0-0	0/1	13:19
Feb. 12	@ COL	0-0	1/0	20:27
Feb. 15	vs. DAL	0-2	2/2	17:19
Feb. 17	vs. CGY	0-0	2/1	17:05
Feb. 20	vs. COL	0-0	3/1	19:52
Feb. 22	vs. STL	0-0	3/-1	16:15
Feb. 24	vs. CHI	0-1	3/0	15:11
Feb. 29	vs. CGY	0-1	3/1	15:28
Mar. 3	vs. OTT	1-1w	3/1	15:32
Mar. 5	@ CHI	0-0	1/1	17:09
Mar. 6	@ COL	0-0	3/0	14:18
Mar. 9	vs. MTL	INJ		
Mar. 11	@ PHX	INJ		
Mar. 12	vs. VAN	INJ		
Mar. 15	vs. STL	INJ		
Mar. 19	@ DAL	INJ		
Mar. 21	@ SJ	INJ		
Mar. 22	@ PHX	INJ		
Mar. 26	vs. LA	INJ		
Mar. 28	vs. SJ	INJ		
Mar. 30	vs. DAL	INJ		
Apr. 5	@ LA	INJ		
Apr. 6	vs. PHX	INJ		

## PRONGER

Sept. 29	@ LA	0-1	3/-1	29:11
Sept. 30	vs. LA	0-1	0/0	23:25
Oct. 3	@ DET	0-0	0/0	33:26
Oct. 5	@ CBJ	0-0	5/0	31:15
Oct. 6	@ PIT	0-1	2/-1	29:08
Oct. 10	vs. BOS	0-0	4/-1	25:41
Oct. 14	vs. MIN	0-0	5/0	32:40
Oct. 15	vs. DET	0-0	6/1	29:56
Oct. 17	vs. NSH	0-0	3/1	25:46
Oct. 20	@ DAL	1-0	2/-1	29:39
Oct. 23	@ STL	0-0	1/1	28:27
Oct. 25	vs. PHX	0-0	5/0	28:44
Oct. 28	vs. EDM	0-0	3/0	32:56
Nov. 1	vs. CBJ	0-0	3/1	31:57
Nov. 3	@ PHX	0-3	4/1	24:53
Nov. 5	vs. DAL	0-0	0/-2	20:58
Nov. 7	vs. PHX	0-3	2/0	28:15
Nov. 9	vs. SJ	0-0	2/0	28:13
Nov. 13	vs. LA	0-1	1/0	29:36
Nov. 15	@ LA	0-1	6/1	27:43
Nov. 17	@ SJ	0-0	1/1	28:44
Nov. 21	@ DAL	0-1	0/0	27:50
Nov. 23	vs. PHX	2-0	4/1	30:08
Nov. 25	vs. LA	0-0	6/0	27:40
Nov. 27	@ VAN	0-0	2/-2	26:48
Nov. 29	@ CGY	0-2	0/2	24:54
Nov. 30	@ EDM	0-0	1/-2	28:24
Dec. 2	vs. EDM	0-0	4/-1	25:12
Dec. 5	vs. BUF	0-1	2/0	26:15
Dec. 7	@ CHI	0-1	4/0	28:52
Dec. 8	@ NSH	0-0	2/-2	28:32
Dec. 10	@ CBJ	1-1w	2/0	31:09
Dec. 12	vs. VAN	1-1	5/1	28:21
Dec. 14	vs. MIN	0-0	1/0	24:16
Dec. 16	vs. SJ	0-0	6/-1	28:07
Dec. 18	@ SJ	0-0	1/1	25:04
Dec. 19	vs. COL	1-0	4/1	23:06
Dec. 22	@ SJ	1-1	1/3	27:11
Dec. 27	@ EDM	0-0	2/0	27:48
Dec. 29	@ CGY	0-0	2/-1	23:03
Dec. 30	@ VAN	0-0	1/0	24:21
Jan. 2	vs. CBJ	1-1w	5/0	25:58
Jan. 4	vs. CHI	0-0	5/1	30:40
Jan. 5	@ PHX	0-0	5/0	27:05
Jan. 7	vs. NSH	1-0w	3/1	26:10
Jan. 9	vs. TOR	0-0	2/1	25:53
Jan. 13	vs. SJ	0-1	1/0	26:14
Jan. 15	vs. DAL	0-1	2/0	28:52
Jan. 17	@ NSH	0-0	1/0	3:42
Jan. 18	@ MIN	1-0w	4/-1	22:04
Jan. 20	@ DAL	0-0	0/-3	26:53
Jan. 23	vs. DET	1-0	1/0	23:37
Jan. 24	@ LA	0-0	3/-1	24:52
Jan. 30	@ MIN	0-0	1/-3	23:48
Feb. 1	@ STL	0-0	1/0	27:01
Feb. 2	@ PHI	0-0	7/-1	26:00
Feb. 5	@ NYI	0-1	2/1	23:35
Feb. 7	@ NYR	0-1	3/1	25:29
Feb. 8	@ NJ	0-0	1/1	21:30
Feb. 10	@ DET	0-0	1/1	22:22
Feb. 12	@ COL	0-1	0/1	21:40
Feb. 15	vs. DAL	0-0	1/0	21:56
Feb. 17	vs. CGY	1-1	2/1	24:47
Feb. 20	vs. COL	0-1	1/0	26:46
Feb. 22	vs. STL	0-0	1/0	24:13
Feb. 24	vs. CHI	0-1	3/0	14:20
Feb. 29	vs. CGY	INJ		
Mar. 3	vs. OTT	INJ		
Mar. 5	@ CHI	0-0	1/-1	22:58
Mar. 6	@ COL	0-0	1/0	22:10
Mar. 9	vs. MTL	0-0	3/1	25:26
Mar. 11	@ PHX	0-0	4/1	26:41
Mar. 12	vs. VAN	0-0	5/2	22:49
Mar. 15	vs. STL	SUS		
Mar. 19	@ DAL	SUS		
Mar. 21	@ SJ	SUS		
Mar. 22	@ PHX	SUS		
Mar. 26	vs. LA	SUS		
Mar. 28	vs. SJ	SUS		
Mar. 30	vs. DAL	SUS		
Apr. 5	@ LA	SUS		
Apr. 6	vs. PHX	0-0	4/-1	19:26

# 2007-08 INDIVIDUAL GAME-BY-GAME

## SCHNEIDER

Sept. 29	@ LA	INJ			
Sept. 30	vs. LA	INJ			
Oct. 3	@ DET	INJ			
Oct. 5	@ CBJ	INJ			
Oct. 6	@ PIT	INJ			
Oct. 10	vs. BOS	INJ			
Oct. 14	vs. MIN	INJ			
Oct. 15	vs. DET	INJ			
Oct. 17	vs. NSH	INJ			
Oct. 20	@ DAL	INJ			
Oct. 23	@ STL	INJ			
Oct. 25	vs. PHX	INJ			
Oct. 28	vs. EDM	INJ			
Nov. 1	vs. CBJ	0-0	2/0	25:25	
Nov. 3	@ PHX	1-2	3/1	21:56	
Nov. 5	vs. DAL	0-0	0/-2	23:35	
Nov. 7	vs. PHX	1-2	4/2	25:26	
Nov. 9	vs. SJ	0-1	1/0	22:19	
Nov. 13	vs. LA	0-1	3/0	25:20	
Nov. 15	@ LA	INJ			
Nov. 17	@ SJ	INJ			
Nov. 21	@ DAL	0-0	2/0	20:19	
Nov. 23	vs. PHX	0-0	2/0	24:58	
Nov. 25	vs. LA	0-1	3/2	24:08	
Nov. 27	@ VAN	0-0	1/0	17:05	
Nov. 29	@ CGY	0-0	1/0	18:24	
Nov. 30	@ EDM	0-0	3/0	20:59	
Dec. 2	vs. EDM	0-0	1/-1	24:08	
Dec. 5	vs. BUF	1-1w	5/-1	20:03	
Dec. 7	@ CHI	1-0	2/1	24:32	
Dec. 8	@ NSH	0-0	3/0	22:43	
Dec. 10	@ CBJ	0-2	0/0	23:59	
Dec. 12	vs. VAN	0-1	4/2	25:52	
Dec. 14	vs. MIN	0-1	3/1	25:44	
Dec. 16	vs. SJ	0-0	2/-1	24:00	
Dec. 18	@ SJ	0-0	1/0	18:13	
Dec. 19	vs. COL	1-0w	3/1	23:21	
Dec. 22	@ SJ	0-0	3/0	18:38	
Dec. 27	@ EDM	0-0	1/0	17:54	
Dec. 29	@ CGY	0-0	1/0	21:50	
Dec. 30	@ VAN	0-0	0/1	22:03	
Jan. 2	vs. CBJ	0-0	4/0	23:11	
Jan. 4	vs. CHI	0-0	1/0	19:17	
Jan. 5	@ PHX	0-0	2/1	20:56	
Jan. 7	vs. NSH	0-1	1/2	22:09	
Jan. 9	vs. TOR	0-1	1/1	20:25	
Jan. 13	vs. SJ	0-0	1/1	20:42	
Jan. 15	vs. DAL	0-0	2/0	20:12	
Jan. 17	@ NSH	0-1	1/1	26:02	
Jan. 18	@ MIN	0-2	0/2	20:41	
Jan. 20	@ DAL	1-0	2/0	20:08	
Jan. 23	vs. DET	0-0	3/0	17:49	
Jan. 24	@ LA	0-0	3/0	24:00	
Jan. 30	@ MIN	0-1	3/0	14:52	
Feb. 1	@ STL	INJ			
Feb. 2	@ PHI	INJ			
Feb. 5	@ NYI	0-0	1/0	21:13	
Feb. 7	@ NYR	1-1	1/2	19:35	
Feb. 8	@ NJ	0-0	1/0	19:23	
Feb. 10	@ DET	1-1	3/2	19:11	
Feb. 12	@ COL	0-0	2/0	21:09	
Feb. 15	vs. DAL	0-0	3/1	23:48	
Feb. 17	vs. CGY	0-1	7/0	20:40	
Feb. 20	vs. COL	0-0	0/0	24:55	
Feb. 22	vs. STL	0-1	3/0	21:50	
Feb. 24	vs. CHI	0-0	1/1	24:42	
Feb. 29	vs. CGY	1-1	4/1	24:59	
Mar. 3	vs. OTT	0-1	4/0	25:23	
Mar. 5	@ CHI	0-0	0/0	21:41	
Mar. 6	@ COL	0-0	2/-1	19:56	
Mar. 9	vs. MTL	0-0	6/1	22:18	
Mar. 11	@ PHX	0-0	1/-1	20:09	
Mar. 12	vs. VAN	0-0	3/0	23:21	
Mar. 15	vs. STL	1-2	3/2	23:09	
Mar. 19	@ DAL	0-0	1/-1	25:56	
Mar. 21	@ SJ	0-0	1/0	24:07	
Mar. 22	@ PHX	0-0	1/0	26:27	
Mar. 26	vs. LA	0-0	5/0	28:05	
Mar. 28	vs. SJ	0-1	0/-2	21:42	
Mar. 30	vs. DAL	2-0	4/1	27:52	
Apr. 5	@ LA	0-0	1/1	23:28	
Apr. 6	vs. PHX	0-0	3/1	21:02	

## SELANNE

Sept. 29	@ LA	-			
Sept. 30	vs. LA	-			
Oct. 3	@ DET	-			
Oct. 5	@ CBJ	-			
Oct. 6	@ PIT	-			
Oct. 10	vs. BOS	-			
Oct. 14	vs. MIN	-			
Oct. 15	vs. DET	-			
Oct. 17	vs. NSH	-			
Oct. 20	@ DAL	-			
Oct. 23	@ STL	-			
Oct. 25	vs. PHX	-			
Oct. 28	vs. EDM	-			
Nov. 1	vs. CBJ	-			
Nov. 3	@ PHX	-			
Nov. 5	vs. DAL	-			
Nov. 7	vs. PHX	-			
Nov. 9	vs. SJ	-			
Nov. 13	vs. LA	-			
Nov. 15	@ LA	-			
Nov. 17	@ SJ	-			
Nov. 21	@ DAL	-			
Nov. 23	vs. PHX	-			
Nov. 25	vs. LA	-			
Nov. 27	@ VAN	-			
Nov. 29	@ CGY	-			
Nov. 30	@ EDM	-			
Dec. 2	vs. EDM	-			
Dec. 5	vs. BUF	-			
Dec. 7	@ CHI	-			
Dec. 8	@ NSH	-			
Dec. 10	@ CBJ	-			
Dec. 12	vs. VAN	-			
Dec. 14	vs. MIN	-			
Dec. 16	vs. SJ	-			
Dec. 18	@ SJ	-			
Dec. 19	vs. COL	-			
Dec. 22	@ SJ	-			
Dec. 27	@ EDM	-			
Dec. 29	@ CGY	-			
Dec. 30	@ VAN	-			
Jan. 2	vs. CBJ	-			
Jan. 4	vs. CHI	-			
Jan. 5	@ PHX	-			
Jan. 7	vs. NSH	-			
Jan. 9	vs. TOR	-			
Jan. 13	vs. SJ	-			
Jan. 15	vs. DAL	-			
Jan. 17	@ NSH	-			
Jan. 18	@ MIN	-			
Jan. 20	@ DAL	-			
Jan. 23	vs. DET	-			
Jan. 24	@ LA	-			
Jan. 30	@ MIN	DND			
Feb. 1	@ STL	DND			
Feb. 2	@ PHI	DND			
Feb. 5	@ NYI	0-1	4/1	18:00	
Feb. 7	@ NYR	0-1	1/0	15:17	
Feb. 8	@ NJ	0-0	5/0	13:39	
Feb. 10	@ DET	0-0	1/0	14:28	
Feb. 12	@ COL	1-0	4/-1	13:43	
Feb. 15	vs. DAL	0-0	1/-1	15:36	
Feb. 17	vs. CGY	0-1	4/0	17:52	
Feb. 20	vs. COL	1-0	6/0	20:13	
Feb. 22	vs. STL	1-0	1/1	16:17	
Feb. 24	vs. CHI	3-2	4/3	17:14	
Feb. 29	vs. CGY	1-0	4/0	19:00	
Mar. 3	vs. OTT	0-0	2/0	13:58	
Mar. 5	@ CHI	0-0	3/-1	17:47	
Mar. 6	@ COL	0-0	4/-1	16:25	
Mar. 9	vs. MTL	0-0	4/1	17:29	
Mar. 11	@ PHX	0-0	6/0	23:12	
Mar. 12	vs. VAN	0-1	1/0	18:39	
Mar. 15	vs. STL	1-1	2/2	18:29	
Mar. 19	@ DAL	0-2	2/-1	16:42	
Mar. 21	@ SJ	0-0	2/0	20:46	
Mar. 22	@ PHX	2-0w	5/1	21:22	
Mar. 26	vs. LA	0-0	3/0	24:40	
Mar. 28	vs. SJ	0-0	5/-1	20:41	
Mar. 30	vs. DAL	0-1	6/0	21:48	
Apr. 5	@ LA	2-0w	6/2	19:54	
Apr. 6	vs. PHX	0-1	1/0	17:56	

## SUTHERBY (w/WSH)

Oct. 5	@ ATL	DND			
Oct. 6	vs. CAR	DND			
Oct. 8	@ NYI	DND			
Oct. 12	@ NYR	0-0	0/0	6:51	
Oct. 13	@ BUF	DND			
Oct. 18	vs. NYI	DND			
Oct. 20	vs. PIT	DND			
Oct. 24	vs. TB	DND			
Oct. 26	vs. VAN	DND			
Oct. 27	@ STL	DND			
Oct. 29	@ TOR	1-0		8:24	
Nov. 1	@ NYR	0-0	0/-1	7:19	
Nov. 2	vs. PHI	0-0	0/0	3:59	
Nov. 5	@ CAR	0-0	0/-2	7:33	
Nov. 6	@ ATL	DND			
Nov. 8	@ OTT	DND			
Nov. 10	vs. TB	DND			
Nov. 15	@ FLA	DND			
Nov. 16	@ TB	DND			
Nov. 19	Acquired by Anaheim				
Nov. 21	@ DAL	0-0	1/0	5:14	
Nov. 23	vs. PHX	0-0	2/0	8:40	
Nov. 25	vs. LA	0-0	2/1	12:31	
Nov. 27	@ VAN	0-0	2/0	11:41	
Nov. 29	@ CGY	0-0	0/0	6:54	
Nov. 30	@ EDM	0-0	0/0	10:53	
Dec. 2	vs. EDM	0-0	0/-1	5:12	
Dec. 5	vs. BUF	INJ			
Dec. 7	@ CHI	INJ			
Dec. 8	@ NSH	INJ			
Dec. 10	@ CBJ	INJ			
Dec. 12	vs. VAN	0-0	4/-1	6:55	
Dec. 14	vs. MIN	INJ			
Dec. 16	vs. SJ	INJ			
Dec. 18	@ SJ	INJ			
Dec. 19	vs. COL	INJ			
Dec. 22	@ SJ	INJ			
Dec. 27	@ EDM	INJ			
Dec. 29	@ CGY	INJ			
Dec. 30	@ VAN	0-0	1/0	6:05	
Jan. 2	vs. CBJ	0-0	1/0	5:35	
Jan. 4	vs. CHI	0-0	1/0	5:12	
Jan. 5	@ PHX	0-0	3/1	8:38	
Jan. 7	vs. NSH	0-0	3/0	9:49	
Jan. 9	vs. TOR	0-0	3/0	10:46	
Jan. 13	vs. SJ	0-0	1/0	8:15	
Jan. 15	vs. DAL	0-0	1/0	9:32	
Jan. 17	@ NSH	0-0	3/0	11:59	
Jan. 18	@ MIN	0-0	1/0	13:15	
Jan. 20	@ DAL	0-0	1/0	12:49	
Jan. 23	vs. DET	0-0	1/0	10:10	
Jan. 24	@ LA	0-0	0/1	6:52	
Jan. 30	@ MIN	DND			
Feb. 1	@ STL	0-0	0/0	7:58	
Feb. 2	@ PHI	0-0	2/0	11:51	
Feb. 5	@ NYI	0-0	0/0	8:05	
Feb. 7	@ NYR	0-1	2/1	13:09	
Feb. 8	@ NJ	0-0	0/-1	10:14	
Feb. 10	@ DET	0-0	1/0	9:43	
Feb. 12	@ COL	0-0	0/0	6:23	
Feb. 15	vs. DAL	0-0	1/0	12:55	
Feb. 17	vs. CGY	DND			
Feb. 20	vs. COL	DND			
Feb. 22	vs. STL	0-0	0/0	10:17	
Feb. 24	vs. CHI	0-0	0/-1	6:43	
Feb. 29	vs. CGY	0-0	3/0	13:25	
Mar. 3	vs. OTT	DND			
Mar. 5	@ CHI	0-0	0/0	9:16	
Mar. 6	@ COL	DND			
Mar. 9	vs. MTL	0-0	0/0	7:02	
Mar. 11	@ PHX	0-0	0/0	4:31	
Mar. 12	vs. VAN	0-0	2/0	9:07	
Mar. 15	vs. STL	0-0	0/0	7:51	
Mar. 19	@ DAL	0-0	0/0	3:44	
Mar. 21	@ SJ	0-0	0/0	7:19	
Mar. 22	@ PHX	0-0	1/0	3:54	
Mar. 26	vs. LA	0-0	1/0	4:49	
Mar. 28	vs. SJ	0-0	0/0	11:28	
Mar. 30	vs. DAL	0-0	2/0	8:30	
Apr. 5	@ LA	0-0	0/-2	7:31	
Apr. 6	vs. PHX	0-0	0/0	12:41	



# 2007-08 SCORING BREAKDOWN

Player	Pos	HOME					ROAD					TOTALS				
		GP	G	A	P	+/-	GP	G	A	P	+/-	GP	G	A	P	+/-
Ryan Getzlaf	C	37	12	31	43	16	40	12	27	39	16	77	24	58	82	32
Corey Perry	R	34	12	15	27	4	36	17	10	27	8	70	29	25	54	12
Chris Kunitz	L	41	13	14	27	1	41	8	15	23	7	82	21	29	50	8
Chris Pronger	D	35	8	16	24	7	37	4	15	19	-8	72	12	31	43	-1
Todd Bertuzzi	R	32	7	15	22	12	36	7	11	18	-4	68	14	26	40	8
Mathieu Schneider	D	34	7	17	24	13	31	5	10	15	9	65	12	27	39	22
Doug Weight	C	30	5	9	14	3	37	5	6	11	1	67	10	15	25	4
Scott Niedermayer	D	23	5	12	17	3	25	3	5	8	-5	48	8	17	25	-2
Teemu Selanne	R	14	7	7	14	5	12	5	4	9	0	26	12	11	23	5
Francois Beauchemin	D	41	2	8	10	-4	41	0	11	11	-5	82	2	19	21	-9
M.A Bergeron	D	32	5	6	11	-5	23	4	4	8	-11	55	9	10	19	-16
Kent Huskins	D	38	3	10	13	9	38	1	5	6	14	76	4	15	19	23
Todd Marchant	C	34	5	5	10	0	41	4	2	6	-3	75	9	7	16	-3
Rob Niedermayer	C	38	5	4	9	5	40	3	4	7	-4	78	8	8	16	1
Samuel Pahlsson	C	33	3	6	9	1	23	3	3	6	-3	56	6	9	15	-2
Bobby Ryan	R	11	3	1	4	-1	12	2	4	6	0	23	5	5	10	-1
Sean O'Donnell	D	41	1	5	6	8	41	1	2	3	1	82	2	7	9	9
Ryan Carter	C	13	1	3	4	1	21	3	1	4	-3	34	4	4	8	-2
Travis Moen	L	41	3	3	6	-3	36	0	2	2	-7	77	3	5	8	-10
Drew Miller	L	15	2	1	3	2	11	0	2	2	-3	26	2	3	5	-1
George Parros	R	35	0	1	1	0	34	1	3	4	3	69	1	4	5	3
Joe DiPenta	D	10	0	4	4	3	13	1	0	1	0	23	1	4	5	3
Brad May	L	32	1	0	1	-1	29	2	1	3	3	61	3	1	4	2
Brian Sutherby	C	23	0	0	0	-2	27	1	1	2	-2	50	1	1	2	-4
Petteri Wirtanen	C	3	1	0	1	1	0	0	0	0	0	3	1	0	1	1
Mark Mowers	R	11	0	0	0	-1	6	1	0	1	1	17	1	0	1	0
Jason King	R	3	0	0	0	-1	1	0	0	0	-2	4	0	0	0	-3
Geoff Platt	C	2	0	0	0	3	3	0	0	0	-1	5	0	0	0	2
Maxim Kondratiev	D	2	0	0	0	-1	2	0	0	0	-1	4	0	0	0	-2
Andrew Ebbett	C	3	0	0	0	3	0	0	0	0	0	3	0	0	0	3

		GP	W	L	T	GA	MIN	SAVES	SHOTS	GAA	SV%
JS Giguere	Home Totals	29	19	7	3	56	1,684	648	704	2.00	0.920
	Road Totals	29	16	10	3	61	1,629	743	804	2.25	0.924
	Season Totals	58	35	17	6	117	3,313	1,391	1,508	2.12	0.922
		GP	W	L	OT	GA	MIN	SAVES	SHOTS	GAA	SV%
Jonas Hiller	Home Totals	10	7	1	1	18	591	242	260	1.83	0.931
	Road Totals	13	3	6	0	24	632	294	318	2.28	0.925
	Season Totals	23	10	7	1	42	1,223	536	578	2.06	0.927
		GP	W	L	OT	GA	MIN	SAVES	SHOTS	GAA	SV%
*Ilya Bryzgalov	Home Totals	5	2	1	0	10	234	88	98	2.56	0.898
	Road Totals	4	0	2	1	9	212	101	110	2.55	0.918
	Season Totals	9	2	3	1	19	446	189	208	2.56	0.909
	Season Totals	1	0	0	0	1	28	5	6	2.14	.833

\*Claimed by Phoenix off waivers

# 2007-08 STATISTICAL BREAKDOWN

## 2007-08 DUCKS SEASON HIGHS & LOWS

### GOALS BY PERIOD - HIGHS AND LOWS

#### Ducks

	1st	2nd	3rd
High	3 - two times (last: 3/12/08 vs. VAN)	4 - two times (last: 2/17/08 vs. CGY)	4 - 11/15/07 @ LA
Low	0 - 38 times	0 - 36 times	0 - 35 times

#### Opponents

	1st	2nd	3rd
High	2 - six times	4 - two times (last: 1/30/08 @ MIN)	4 - 1/20/08 @ DAL
Low	0 - 34 times	0 - 34 times	0 - 41 times

### SHOTS BY PERIOD - HIGHS AND LOWS

#### Ducks

	1st	2nd	3rd	OT
High	18 - 3/6/08 vs. PHX	19 - two times	17 - 11/15/07 @ LA	5 - Mar. 30 vs. DAL
Low	3 - four times	3 - 3/22/08 @ PHX	0 - 3/21/08 @ SJ	1 - Twice (last: 2/22/08 vs. STL)

#### Opponents

	1st	2nd	3rd	OT
High	19 - 12/8/07 @ NSH	17 - 11/27/07 vs. VAN	18 - twice (last: 12/7/07 @ CHI)	8 - 10/3/07 @ DET
Low	3 - twice (last: 3/3/08 vs. OTT)	3 - two times	1 - 12/12/07 vs. VAN	0 - five times

### 2007-08 DUCKS RECORD BY DAYS OF THE WEEK

Mon. ....	4-1-0	Tues. ....	5-2-1
Wed. ....	10-5-2	Thurs. ....	6-3-0
Fri. ....	7-6-2	Sat. ....	6-6-1
Sun. ....	9-4-2		

### DUCKS RECORD THIS SEASON WHEN:

Scoring no goals: .....	0-9-1	Allowing no goals: .....	3-0-1
Scoring one goal: .....	0-10-1	Allowing one goal: .....	23-2-0
Scoring two goals: .....	15-6-4	Allowing two goals: .....	13-5-2
Scoring three goals: .....	9-1-1	Allowing three goals: .....	8-6-3
Scoring four goals: .....	12-1-0	Allowing four goals: .....	0-7-1
Scoring five goals or more: .....	9-0-1	Allowing five goals or more: .....	0-7-1
<b>Overall</b> .....	<b>47-27-8</b>	<b>Overall</b> .....	<b>47-27-8</b>


### DUCKS MISCELLANEOUS RECORDS:

When scoring a PP goal: .....	31-9-3	When not scoring a PP goal: .....	16-18-5
Not allowing a PP goal: .....	25-5-3	Allowing a PP goal: .....	22-22-5
Winning 50% or more faceoffs: .....	26-16-2	Winning less than 50% of faceoffs: .....	21-11-6
Day Games (before 5 pm): .....	2-1-1	Night Games .....	45-26-7
First Game of Back-to-back: .....	7-7-2	Second Game of back-to-back: .....	8-7-1

### BREAKDOWN OF DUCKS RESULTS - 2007-08

	RECORD				GOALS		POWER PLAY			PENALTY KILLING		
	W	L	OT	PTS	GF	GA	PPG	ATT	%	PPGA	TSH	%
Games 1-10:	4	5	1	9	23	27	8	62	12.9	11	55	80.0
Games 11-20:	5	3	2	12	29	30	6	43	13.9	12	54	77.8
Games 21-30:	5	4	1	11	23	27	6	37	16.2	11	56	80.4
Games 31-40:	5	4	1	11	25	26	8	36	22.2	9	57	84.2
Games 41-50:	8	1	1	17	31	17	10	45	22.2	6	41	85.4
Games 51-60:	4	5	1	9	17	23	4	38	10.5	6	45	86.7
Games 61-70:	7	3	0	14	25	19	10	50	20.0	7	51	86.7
Games 71-80:	7	2	1	15	25	17	8	48	16.7	6	44	86.4
Games 81-82:	2	0	0	4	7	5	0	2	0.0	1	5	80.0
<b>Overall:</b>	<b>47</b>	<b>27</b>	<b>8</b>	<b>102</b>	<b>205</b>	<b>191</b>	<b>60</b>	<b>361</b>	<b>16.6</b>	<b>69</b>	<b>408</b>	<b>83.1</b>

# 2007-08 TRANSACTIONS



- |   |  |
|---|--|
| <p><b>June 12, 2007</b> Signed LW <b>Travis Moen</b> and RW <b>George Parros</b> to two-year contract extensions.</p> <p><b>June 21, 2007</b> Signed G <b>Jean-Sebastien Giguere</b> to a multi-year contract extension.</p> <p><b>June 22-23, 2007</b> Selected eight players in the 2007 NHL Entry Draft, including C <b>Logan MacMillan</b> at 19th overall.</p> <p><b>June 23, 2007</b> Signed D <b>Sean O'Donnell</b> and D <b>Kent Huskins</b> to two-year contract extensions.</p> <p><b>June 23, 2007</b> Acquired C <b>Stephen Dixon</b> from Pittsburgh in exchange for C <b>Tim Brent</b>.</p> <p><b>June 23, 2007</b> Acquired LW <b>Jason King</b> and a conditional third-round draft choice in the 2009 NHL Entry Draft from Vancouver in exchange for RW <b>Ryan Shannon</b>.</p> <p><b>June 25, 2007</b> Acquired C <b>Brandon Segal</b> from Nashville in exchange for future considerations.</p> <p><b>July 1, 2007</b> Signed D <b>Mathieu Schneider</b> to a two-year contract.</p> <p><b>July 2, 2007</b> Signed RW <b>Todd Bertuzzi</b> to a two-year contract.</p> <p><b>July 3, 2007</b> Signed LW <b>Brad May</b> to a two-year contract.</p> <p><b>July 4, 2007</b> Signed D <b>Maxim Kondratiev</b> to a one-year contract.</p> <p><b>July 5, 2007</b> Signed D <b>Shane Hnidy</b> to a two-year contract.</p> <p><b>July 12, 2007</b> Signed D <b>Joe Callahan</b> to a one-year contract.</p> | <p><b>July 12, 2007</b> Signed C <b>Brandon Segal</b> to a two-year contract.</p> <p><b>July 16, 2007</b> Signed D <b>Aaron Rome</b> to a one-year contract.</p> <p><b>July 18, 2007</b> Signed LW <b>Jason King</b>, LW <b>Dan LaCouture</b> and D <b>Brett Skinner</b> to one-year contracts.</p> <p><b>August 14, 2007</b> Signed D <b>Joe DiPenta</b> to a one-year contract.</p> <p><b>August 28, 2007</b> Signed LW <b>Chris Kunitz</b> to a four-year contract extension.</p> <p><b>Sept. 18, 2007</b> Assigned LW <b>Bobby Bolt</b>, D <b>Joe Callahan</b>, C <b>Stephen Dixon</b>, C <b>Andrew Ebbet</b>, D <b>Brett Festerling</b>, RW <b>Shane Hynes</b>, RW <b>Matt Keith</b>, RW <b>Mike Hoffman</b>, LW <b>Dan LaCouture</b>, G <b>J.P. Levasseur</b>, D <b>Brendan Mikkelsen</b>, D <b>Brian Salcido</b>, D <b>Nathan Saunders</b> and LW <b>Craig Wilson</b> to Portland (AHL). Assigned LW <b>Matt Beleskey</b> (Bellville/OHL), C <b>Maxime Maceneauer</b> (Rouyn-Noranda/QMJHL) and C <b>Eric Tangradi</b> (Belleville/OHL) to juniors. Released C <b>Tyler Bouck</b>.</p> <p><b>Sept. 24, 2007</b> Assigned RW <b>Jason King</b>, LW <b>Drew Miller</b>, C <b>Petteri Wirtanen</b>, D <b>Aaron Rome</b> and D <b>Brett Skinner</b> to Portland (AHL). Acquired C <b>Mark Mowers</b> from Boston in exchange for D <b>Brett Skinner</b> and D <b>Nathan Saunders</b>.</p> <p><b>Sept. 28, 2007</b> Named D <b>Chris Pronger</b> team captain and LWs <b>Rob Niedermayer</b> and <b>Chris Kunitz</b> alternate captains.</p> <p><b>Oct. 1, 2007</b> Assigned G <b>Gerald Coleman</b> to Portland (AHL).</p> <p><b>Oct. 4, 2007</b> Assigned RW <b>Brandon Segal</b> to Portland (AHL).</p> <p><b>Oct. 6, 2007</b> Recalled RW <b>Jason King</b> and LW <b>Drew Miller</b> from Portland (AHL). Assigned RW <b>Bobby Ryan</b> to Portland.</p> <p><b>Oct. 9, 2007</b> Assigned C <b>Ryan Carter</b> to Portland (AHL).</p> <p><b>Oct. 12, 2007</b> Reassigned RW <b>Jason King</b> to Portland (AHL).</p> <p><b>Oct. 15, 2007</b> Recalled C <b>Petteri Wirtanen</b> from Portland (AHL).</p> <p><b>Oct. 20, 2007</b> Reassigned C <b>Petteri Wirtanen</b> to Portland (AHL).</p> <p><b>Oct. 23, 2007</b> Assigned G <b>Jonas Hiller</b> to Portland (AHL).</p> <p><b>Oct. 24, 2007</b> Recalled C <b>Petteri Wirtanen</b> and RW <b>Jason King</b> from Portland (AHL).</p> <p><b>Oct. 30, 2007</b> Reassigned C <b>Petteri Wirtanen</b> and RW <b>Jason King</b> to Portland (AHL).</p> |
|---|--|

# 2007-08 TRANSACTIONS

<b>Nov. 9, 2007</b>	Assigned D <b>Maxim Kondratiev</b> to Portland (AHL).	<b>January 14, 2008</b>	Recalled LW <b>Drew Miller</b> from Portland (AHL).
<b>Nov. 11, 2007</b>	Suspended D <b>Maxim Kondratiev</b> for failure to report to Portland (AHL).	<b>January 20, 2008</b>	Reassigned LW <b>Drew Miller</b> to Portland (AHL).
<b>Nov. 14, 2007</b>	Recalled C <b>Ryan Carter</b> from Portland (AHL).	<b>January 28, 2008</b>	Signed RW <b>Teemu Selanne</b> to a one-year contract.
<b>Nov. 15, 2007</b>	Acquired C <b>Geoff Platt</b> from Columbus in exchange for defenseman <b>Aaron Rome</b> and left wing <b>Clay Wilson</b> .	<b>February 21, 2008</b>	Recalled C <b>Andrew Ebbett</b> from Portland (AHL).
<b>Nov. 16, 2007</b>	Recalled G <b>Jonas Hiller</b> from Portland (AHL). Placed G <b>Ilya Bryzgalov</b> on waivers.	<b>February 26, 2008</b>	Acquired D <b>Marc-Andre Bergeron</b> from the New York Islanders in exchange for a third round selection in the 2008 NHL Entry Draft. Acquired G <b>Jean-Sebastien Aubin</b> from Los Angeles in exchange for a seventh round selection in the 2008 NHL Entry Draft. Acquired D <b>Jay Leach</b> from Tampa Bay in exchange for <b>Brandon Segal</b> and a seventh round selection in the 2008 NHL Entry Draft. Traded RW <b>Brandon Bochenski</b> to Nashville for future considerations. Reassigned C <b>Andrew Ebbett</b> to Portland (AHL).
<b>Nov. 19, 2007</b>	Acquired C <b>Brian Sutherby</b> from Washington in exchange for Anaheim's second-round selection in the 2009 NHL Entry Draft.	<b>February 29, 2008</b>	Recalled C <b>Andrew Ebbett</b> from Portland (AHL).
<b>Nov. 20, 2007</b>	Signed C <b>Ryan Getzlaf</b> to a five-year contract extension. Reassigned C <b>Ryan Carter</b> to Portland (AHL).	<b>March 5, 2008</b>	Reassigned C <b>Andrew Ebbett</b> from Portland (AHL).
<b>Nov. 30, 2007</b>	Assigned C <b>Mark Mowers</b> to SC Bern of the Swiss National League.	<b>March 7, 2008</b>	Recalled RW <b>Bobby Ryan</b> from Portland (AHL).
<b>Dec. 4, 2007</b>	Recalled C <b>Geoff Platt</b> from Portland (AHL).	<b>March 22, 2008</b>	Recalled G <b>Jean-Sebastien Aubin</b> from Portland (AHL).
<b>Dec. 5, 2007</b>	Announced that D <b>Scott Niedermayer</b> will return to the team.	<b>March 29, 2008</b>	Reassigned G <b>Jean-Sebastien Aubin</b> to Portland (AHL).
<b>Dec. 10, 2007</b>	Signed D <b>Bruno St. Jacques</b> and recalled him from Portland (AHL).		
<b>Dec. 14, 2007</b>	Acquired center <b>Doug Weight</b> , left wing <b>Michal Birner</b> and a seventh round pick in the 2008 NHL Entry Draft from St. Louis in exchange for center <b>Andy McDonald</b> .		
<b>Dec. 15, 2007</b>	Reassigned C <b>Geoff Platt</b> and D <b>Bruno St. Jacques</b> to Portland (AHL). Terminated the suspension of D <b>Scott Niedermayer</b> and placed him on the active roster. Recalled RW <b>Bobby Ryan</b> from Portland.		
<b>Dec. 17, 2007</b>	Recalled C <b>Ryan Carter</b> from Portland (AHL).		
<b>January 2, 2008</b>	Acquired RW <b>Brandon Bochenski</b> from Boston in exchange for D <b>Shane Hnidy</b> , a sixth round selection in the 2008 NHL Entry Draft. The two clubs also relinquished their option to exchange fourth round picks in the 2008 NHL Entry Draft (as part of the <b>Stanislav Chistov</b> deal, Nov. 13, 2006).		
<b>January 3, 2008</b>	Reassigned LW <b>Drew Miller</b> to Portland (AHL).		
<b>January 9, 2008</b>	Reassigned RW <b>Bobby Ryan</b> to Portland (AHL). Acquired RW <b>Darryl Bootland</b> from the New York Islanders in exchange for RW <b>Matt Keith</b> and assigned him to Portland.		



## 2007 STANLEY CUP CHAMPIONS



**FRONT ROW (L-R):** J.S. Giguere, Assistant General Manager David McNab, Vice President/COO Tim Ryan, Senior Vice President of Hockey Operations Bob Murray, Executive Vice President & General Manager Brian Burke, Owner Henry Samueli, Chris Pronger, Scott Niedermayer, Rob Niedermayer, Owner Susan Samueli, CEO Michael Schulman, Head Coach Randy Carlyle, Senior Vice President/CMO Bob Wagner, Ilya Bryzgalov and Sebastien Caron. **SECOND ROW:** Trainer Rick Burchill, Assistant Coach Dave Farrish, Vice President of Finance Doug Heller, Vice President of Human Resources Kim Kutcher, Senior Vice President/General Manager of Honda Center Mike O'Donnell, Chris Kunitz, Andy McDonald, Teemu Selanne, Samuel Pahlsson, Todd Marchant, Ryan Shannon, Senior Advisor to the General Manager Al Coates, Vice President of Sales & Marketing Steve Obert, Assistant Coach Newell Brown and Video Coordinator Joe Trotta. **THIRD ROW:** Assistant Equipment Manager John Alloway, Equipment Manager Mark O'Neill, Mark Hartigan, Francois Beauchemin, Travis Moen, Corey Perry, Sean O'Donnell, Ryan Getzlaf, Brad May, Goaltending Consultant Francois Allaire, Director of Professional Scouting Rick Paterson, Strength & Conditioning Coach Sean Skahan and Head Trainer Tim Clark. **BACK ROW:** Visiting Team Equipment Attendant Chris Kincaid, Aaron Rome, Shawn Thornton, Kent Huskins, Joe DiPenta, Dustin Penner, George Parros, Ric Jackman, Drew Miller, Ryan Carter, Joe Motzko and Massage Therapist James Partida.

### POSTSEASON NOTES IN PLAYOFF SECTION

#### PACIFIC DIVISION CHAMPIONS:

The Ducks finished the season with a record of 48-20-14 for 110 points, winning their first Pacific Division Title (finished second in Western Conference)... Anaheim's OT win vs. Dallas on Mar. 23 clinched a playoff berth, marking the first time in team history the club qualified for the playoffs in consecutive seasons (fifth playoff appearance overall)...the Ducks took over sole possession of first place in the Pacific Division on Oct. 27 and spent the final 72 games and 163 days atop of the Pacific Division...they clinched the division title on Apr. 7 with Vancouver's 4-3 OT win vs. SJ, then finished the season later that evening with a 4-3 win @ Columbus...below is a look at the Ducks' finish within its division in each of their 13 seasons in the NHL:

#### SEASON

1993-94  
1994-95  
1995-96  
1996-97  
1997-98  
1998-99  
1999-00  
2000-01  
2001-02  
2002-03  
2003-04  
2005-06  
2006-07

#### DIVISION WINNER

Calgary Flames  
Calgary Flames  
Colorado Avalanche  
Colorado Avalanche  
Colorado Avalanche  
Dallas Stars  
Dallas Stars  
Dallas Stars  
San Jose Sharks  
Dallas Stars  
San Jose Sharks  
Dallas Stars  
Anaheim Ducks

#### DUCKS FINISHED

Fourth (six-team division)  
Sixth (six-team division)  
Fourth (seven-team division)  
Second (seven-team division)  
Sixth (seven-team division)  
Third (five-team division)\*  
Fifth (five-team division)  
Fifth (five-team division)  
Fifth (five-team division)  
Second (five-team division)  
Fourth (five-team division)  
Third (five-team division)  
First (five-team division)

\*The Pacific Division was realigned to today's format prior to the 1998-99 season

#### RECORD-BREAKING SEASON:

After breaking nearly all major club records in 2005-2006, the Ducks followed suit with another record-breaking season...With a 48-20-14 record, the Ducks set new franchise records for wins (48) and standings points (110), reaching the 100-point mark for the first time in club history... Anaheim also set new club highs in goals (254 - does not include goals awarded for shootout wins), PP goals (89) and PP% (22.4%, 89-for-398).

#### STRONG FINISH:

The Ducks closed out the season earning standings points in six straight (4-0-2) and 17 of their last 20 games (13-3-4)...the club earned points in 12 of their last 13 home contests (8-1-4)...in addition, Anaheim recorded points in the last five consecutive (4-0-1) and seven of their last nine road games (5-2-2)... the Ducks recorded points in 62 of 82 games (110 of a possible 164).



# 2006-07 ANAHEIM DUCKS

## HOT TICKET IN TOWN:

The Ducks finished the regular season having sold out 22 consecutive home contests (longest streak since 1998) and 24 of the last 25...the club recorded 25 total sellouts on the season, 13 more than it had in 2005-2006...the 25 sellouts matches the most since the 1997-98 season...the Ducks averaged 16,377 fans per game, an 8.2% increase over last year (15,131)...the club's average attendance and percent capacity (95.4%) were also the highest since the 1997-98 season.

## WEST COAST WINNERS:

The Ducks recorded 106 points with their win Mar. 31 @ STL, breaking Los Angeles' 32-year record for most points by a West Coast team in NHL history...below is a look at the top nine West Coast teams in NHL history to eclipse 100 points:

### TOP POINTS IN NHL HISTORY BY WEST COAST TEAMS

Team	Year	GP	Pts
Anaheim	2006-07	82	110 (48-20-14)
San Jose	2006-07	82	107 (51-26-5)
Los Angeles	1974-75	80	105 (42-17-21)
San Jose	2003-04	82	104 (43-21-18)
Vancouver	2002-03	82	104 (45-23-14)
Vancouver	2006-07	82	105 (49-26-7)
Los Angeles	1990-91	80	102 (46-25-10)
Vancouver	2003-04	82	101 (43-24-15)
Vancouver	1992-93	84	101 (46-29-9)

\*The California/Oakland Seals' best finish was in 1968-69 with 69 points

## TOUGH TO BEAT:

Anaheim netminder **J.S Giguere** finished the season with a record of 36-10-8...his GAA (2.26) was his lowest since the 2001-02 season (2.13) and his SV% (.918) was his best since 2002-03 (.920)...in 28 home starts, Giguere posted a 21-2-5 record with a 2.17 GAA (60 GA/1,660 min.) and .917 SV% (659-of-719 shots), having earned the Ducks points in 26 of those games...for the season, he ranked 10th in the NHL in wins, 5th in GAA and T-7th in SV%...in addition, with a win March 29 @ CBJ, Giguere broke his previous career-high and established a new franchise record for wins in a season (previous mark was 34 wins, set in 2002-03).



## BETTER WITH AGE:

With a goal March 29 @ CBJ, **Teemu Selanne** became the oldest player in NHL history (age 36-or-older) to score 45-plus goals in one season (finished with 48)...Selanne was born on July 3, 1970...Selanne was also the first player in NHL history age 35-or-older to record consecutive 40+ goal seasons (had 40 in 2005-06)...it marked the 7th time in his career he hit the 40 goal plateau, the most among active NHL players...among league leaders, Selanne finished 3rd in the NHL (1st in the Western Conference) in goals and T-11th in the NHL in points (94)...he finished 1st in the NHL in power play goals (25) and T-1st in game-winning goals (10), which include two overtime winners.

## SPECIAL TEAMS TOPS THE CHARTS:

The Ducks were the only team in the NHL this season to have a top-5 ranking in both power play and penalty killing percentage...the Ducks set a new club record for highest PP% in one season, finishing third in the NHL with a 22.4% success rate (89-for-398)...Anaheim finished fourth overall in PK%, killing 349-of-410 penalties on the campaign (85.1%)...the Ducks killed the last 22 consecutive opponent power play to end the season, going back to Mar. 28 @ CHI (did not allow a PP goal in the last five games).

## LIGHTING THE LAMP:

The Ducks scored three-or-more goals in 54 of 82 contests in 2006-2007...during the final stretch, the Ducks scored three-or-more goals in 10 of their last 14 and 15 of their last 20 contests...Anaheim recorded 258 team goals, T-3rd in the Western Conference.

## CLAMPING DOWN:

The Ducks were especially tough to score against during the third period in 2006-2007...Anaheim allowed only 64 goals in the final period of regulation, the second-least in the NHL...below is a look at the top five teams in the NHL who allowed the least amount of goals in the third period:

Team	Goals Allowed
Minnesota	55
<b>Anaheim</b>	<b>63</b>
Dallas	64
Detroit	64
New Jersey	67

# 2006-07 ANAHEIM DUCKS

## NORRIS FINALISTS:

Ducks defensemen Scott Niedermayer and Chris Pronger were both Norris Trophy finalists...Niedermayer (15-54=69) and Pronger (13-46=59) both finished the season with 50-plus points, marking the first time in club history two defensemen hit that plateau (prior to the 2006-07 season, no pair of Ducks defensemen had each recorded 40-or-more points):

- Captain Scott Niedermayer led all NHL defensemen in scoring, becoming the first Anaheim blue-liner to do so... he was also tied for first in assists among defensemen.
- Despite missing 16 games due to injury, defenseman Chris Pronger finished the season tied for sixth in points, sixth in assists among NHL defensemen and fourth overall in avg. TOI...Pronger led the Ducks in plus/minus...in addition, he ranked first in points-per-game (.89) among NHL defensemen.



## IRON MAN:

**Samuel Pahlsson** is the Ducks' all-time "Iron Man" with 275 consecutive games played...on Jan. 9 @ NSH, he passed Oleg Tverdovsky to move into first place on the Ducks' all-time consecutive games played list...Pahlsson played in all 82 games in each of the last three seasons and has not missed a game since being a healthy scratch on Feb. 5, 2003 @ Edmonton...in addition, Pahlsson is currently 7th in the NHL on the active games played list...Andy McDonald is now in 2nd place on the Ducks all-time consecutive games played list, having played in 243 consecutive games...below is a list of most consecutive games played list in Ducks history and the longest "Iron Man" streaks NHL:



### DUCKS

Player	Consecutive Games Played
<b>Samuel Pahlsson</b>	<b>275 (current)</b>
Andy McDonald	243
Oleg Tverdovsky	237
Paul Kariya	195
Steve Rucchin	185

### NHL (ACTIVE)

Player	Consecutive Games Played
Brendan Morrison, VAN	512
Cory Sarich, TB	388
Andrew Brunette, COL	371
Olli Jokinen, FLA	294
Jay Pandolfo, NJ	283
Brad Richards, TB	283
<b>Samuel Pahlsson, ANA</b>	<b>275</b>


# 2006-07 GAME-BY-GAME

#	Date	Team	W/L/OT	Record	GF- GA	Scorers	W Goal	PP	PK	SF- SA	W- L	Gltdr	Attend.
1	10/06/2006	LOS ANGELES	W	01-00-00	4-3	10,19,15,14P	14	1-5	6-7	32-44	35-39	17174+	
2	10/07/2006	@ PHOENIX	W	02-00-00	2-1	8P,17P	17	2-5	5-6	25-35	30-31	15887	
3	10/09/2006	ST. LOUIS	W	03-00-00	2-0	14P,14P	14	2-6	5-5	34-34	35-1	13938	
4	10/11/2006	NY ISLANDERS	O**	03-00-01	4-5	26,26,25P,10P	16	2-6	2-3	50-24	1-35	12394	
5	10/15/2006	DALLAS	O**	03-00-02	3-4	22S,27,19	36	0-4	8-10	39-35	35-35	15269	
6	10/18/2006	DETROIT	W	04-00-02	4-1	15P,37P,14P,10	37	3-10	7-7	31-22	35-39	14767	
7	10/20/2006	MINNESOTA	W	05-00-02	2-1	27,21	21	0-4	5-5	29-28	35-35	13430	
8	10/22/2006	@ LOS ANGELES	W**	06-00-02	3-2	38,17,15X	15	0-1	2-2	21-31	35-31	18118	
9	10/25/2006	EDMONTON	W	07-00-02	6-2	32,27,15,38,15,32	15	0-2	4-5	20-31	35-35	13537	
10	10/27/2006	@ MINNESOTA	O**	07-00-03	2-3	19,14	9	0-4	9-9	34-33	35-35	18568	
11	10/28/2006	@ CHICAGO	W	08-00-03	3-0	17,19P,44	17	1-7	3-3	22-14	30-31	13580	
12	10/30/2006	@ ST. LOUIS	W**	09-00-03	6-5	32,23,22,27P,17P,15X	15	2-3	7-9	33-24	35-1	8629	
13	11/01/2006	NY RANGERS	O*	09-00-04	3-4	8,25,15	68	0-6	7-9	33-34	80-35	14350	
14	11/03/2006	PHOENIX	W	10-00-04	6-2	14P,17,8P,21,19,25P	8	3-7	5-5	35-27	30-31	14833	
15	11/06/2006	PITTSBURGH	W*	11-00-04	3-2	14,10P,8P	8	2-9	2-2	40-17	35-41	16599	
16	11/09/2006	@ VANCOUVER	W	12-00-04	6-0	37,14,26,15,22,15	37	0-7	5-5	27-20	35-1	18630	
17	11/10/2006	@ CALGARY	L	12-01-04	0-3	-	22	0-5	2-2	37-18	34-30	19289	
18	11/12/2006	MINNESOTA	W	13-01-04	3-2	17,10,27P	27	1-5	0-0	38-26	35-32	16306	
19	11/15/2006	PHILADELPHIA	L	13-02-04	4-7	14,26,17P,19P	12	2-6	2-5	41-16	42-35	15379	
20	11/17/2006	CHICAGO	O**	13-02-05	3-4	23,8P,14P	15	2-11	3-3	45-24	39-30	16526	
21	11/19/2006	PHOENIX	W	14-02-05	6-4	19P,19,14P,14,14,44	14	2-5	1-4	30-28	35-31	16394	
22	11/21/2006	SAN JOSE	W	15-02-05	5-0	25,15P,8,23P,8	25	2-5	3-3	44-23	35-20	15013	
23	11/22/2006	@ COLORADO	O**	15-02-06	2-3	8P,17	19	1-4	4-4	32-43	60-35	17104	
24	11/24/2006	NEW JERSEY	W	16-02-06	4-2	17,26,22S,22	22	0-6	5-6	37-25	35-30	16599	
25	11/26/2006	CALGARY	W	17-02-06	5-3	26,8P,15P,8P	8	2-6	3-4	39-22	31-29	17174+	
26	11/28/2006	@ EDMONTON	W*	18-02-06	3-2	8P,14,15	15	1-3	4-4	26-22	35-35	16839	
27	11/30/2006	@ VANCOUVER	W	19-02-06	2-1	19,15P	15	1-7	2-2	30-24	35-1	18630	
28	12/02/2006	@ LOS ANGELES	W	20-02-06	4-3	32,8P,44,8P	8	2-6	5-7	29-41	35-39	16141	
29	12/03/2006	LOS ANGELES	L	20-03-06	2-3	15P,22	24	1-3	7-8	29-41	39-35	17174+	
30	12/06/2006	NASHVILLE	W	21-03-06	4-0	8,15,8P,14P	8	2-5	6-6	32-21	35-30	15362	
31	12/08/2006	@ WASHINGTON	W	22-03-06	6-1	45,22S,17,8,19,10	22	0-3	6-7	34-27	35-37	12269	
32	12/09/2006	@ TAMPA BAY	W	23-03-06	4-3	17,17P,8,14	14	1-2	5-5	25-27	35-30	18719	
33	12/12/2006	@ FLORIDA	W	24-03-06	5-4	10,15,23,25P,25	25	1-4	4-4	36-31	35-35	13140	
34	12/13/2006	@ ATLANTA	W	25-03-06	2-1	8P,8	8	1-5	6-7	32-35	35-32	16028	
35	12/16/2006	@ SAN JOSE	L	25-04-06	3-4	15P,10,17P	19	2-7	4-6	35-29	20-35	17496	
36	12/18/2006	CALGARY	W	26-04-06	4-1	19,26,17,10P	26	1-3	5-5	41-28	35-34	17174+	
37	12/20/2006	DALLAS	W	27-04-06	4-1	25,10,10,27P	10	1-4	3-3	27-27	35-35	17174+	
38	12/23/2006	@ PHOENIX	L	27-05-06	0-2	-	19	0-3	4-4	29-32	32-35	14843	
39	12/26/2006	@ SAN JOSE	W	28-05-06	4-3	39,14,17,10	10	0-4	5-6	30-21	31-20	17496	
40	12/29/2006	@ CAROLINA	L	28-06-06	2-4	8,8P	11	1-6	3-6	27-27	30-31	18790	
41	12/31/2006	@ MINNESOTA	L	28-07-06	3-4	8,27P,8P	21	2-7	7-10	20-29	35-31	20568	
42	01/02/2007	@ DETROIT	L	28-08-06	1-2	15P	40	1-5	4-5	32-30	39-30	20066	
43	01/05/2007	COLUMBUS	L	28-09-06	3-4	19P,32,8	27	1-7	7-7	36-33	30-30	17405+	
44	01/07/2007	DETROIT	W	29-09-06	4-2	32,43,15,44	15	0-2	5-7	27-35	30-39	17418+	
45	01/09/2007	@ NASHVILLE	O*	29-09-07	4-5	14,17P,15P,8	26	2-5	5-5	31-24	29-30	11821	
46	01/11/2007	@ DALLAS	W	30-09-07	5-1	8P,8P,27P,33,8	8	3-7	3-3	24-18	30-35	18532	
47	01/13/2007	COLORADO	O**	30-09-08	2-3	46,15	23	0-4	2-2	40-17	31-30	17174+	
48	01/16/2007	ST. LOUIS	L	30-10-08	2-6	10,8P	39	1-6	3-4	32-20	1-30	17174+	
49	01/18/2007	@ EDMONTON	L	30-11-08	1-4	8	20	0-3	5-5	24-20	35-30	16839	
50	01/19/2007	@ CALGARY	L	30-12-08	2-3	27P,27	11	1-4	5-6	24-22	34-30	19289	
51	01/28/2007	DALLAS	W	31-12-08	4-1	19,17,19,8P	17	1-7	4-5	28-31	35-35	17331+	
52	01/31/2007	PHOENIX	W	32-12-08	2-1	32,19P	19	1-3	3-3	40-25	35-31	17174+	
53	02/03/2007	@ NASHVILLE	L	32-13-08	0-3	-	2	0-4	6-8	36-20	29-35	17113	
54	02/06/2007	@ SAN JOSE	W	33-13-08	7-4	32,26,19,44,17,32,15S	17	0-1	3-5	31-28	35-35	17496	
55	02/07/2007	SAN JOSE	L	33-14-08	2-3	8,4S	9	0-5	4-5	22-29	35-30	17466+	
56	02/10/2007	@ DALLAS	L	33-15-08	0-1	-	36	0-6	5-6	32-21	41-35	17793	
57	02/13/2007	@ COLORADO	L	33-16-08	0-2	-	23	0-5	4-5	39-29	31-35	17512	
58	02/15/2007	@ PHOENIX	W**	34-16-08	5-4	8,25P,17,25P,8P	8	3-5	6-6	40-26	35-31	15038	
59	02/17/2007	@ LOS ANGELES	W*	35-16-08	3-2	8P,14,10X	10	1-5	4-5	34-32	35-31	18118	
60	02/18/2007	LOS ANGELES	O**	35-16-09	3-4	14,8P,15P	17	2-7	5-7	42-24	1-35	17263+	
61	02/20/2007	VANCOUVER	O*	35-16-10	2-3	47,14P	22	1-4	2-4	40-31	35-35	17467+	
62	02/23/2007	@ DALLAS	L	35-17-10	1-4	10	50	0-5	4-4	25-21	41-35	17634	
63	02/25/2007	COLORADO	W	36-17-10	5-3	19,19P,8,27,25P	27	2-7	3-5	41-26	35-60	17174+	
64	02/26/2007	@ SAN JOSE	W	37-17-10	3-2	17,17,8	8	0-1	4-5	19-42	20-30	17496	
65	03/01/2007	@ LOS ANGELES	O*	37-17-11	3-4	17P,27P,19	13	2-4	5-6	30-21	1-30	17620	
66	03/02/2007	SAN JOSE	W	38-17-11	3-1	17P,14,25P	14	2-5	6-6	25-31	30-20	17174+	
67	03/04/2007	NASHVILLE	W**	39-17-11	3-2	8,17,8X	8	0-5	2-2	35-14	35-29	17174+	
68	03/07/2007	PHOENIX	W	40-17-11	2-1	5P,33	33	1-3	4-4	26-25	35-32	17174+	
69	03/09/2007	EDMONTON	W	41-17-11	5-1	15P,10,15,17P,19	10	2-5	1-1	32-29	30-35	17174+	
70	03/11/2007	VANCOUVER	W	42-17-11	4-2	8P,19,18P	19	2-7	7-7	24-26	35-1	17174+	
71	03/14/2007	COLUMBUS	O**	42-17-12	4-5	10,23,23,14	9	0-5	6-7	38-27	30-35	17174+	
72	03/16/2007	CHICAGO	W	43-17-12	5-2	8,10P,8P,19,19P	8	3-7	6-8	26-33	30-39	17174+	
73	03/18/2007	LOS ANGELES	L	43-18-12	3-5	32,17,8	12	0-4	2-4	27-29	31-35	17174+	
74	03/22/2007	@ PHOENIX	L	43-19-12	1-2	32	21	0-4	5-5	23-21	31-30	15593	
75	03/23/2007	DALLAS	W*	44-19-12	3-2	14P,14P,27	27	2-3	3-4	35-36	35-35	17421+	
76	03/26/2007	@ DETROIT	L	44-20-12	0-1	-	13	0-4	3-3	25-28	39-35	20066	
77	03/28/2007	@ CHICAGO	W	45-20-12	3-1	17,17,16	17	0-3	2-3	23-21	30-39	11295	
78	03/29/2007	@ COLUMBUS	W	46-20-12	5-2	25,23P,15P,25P,8	15	3-6	4-4	31-25	35-30	15340	
79	03/31/2007	@ ST. LOUIS	W*	47-20-12	3-2	27P,19P,19	19	2-4	4-4	27-22	35-30	18609	
80	04/04/2007	SAN JOSE	O**	47-20-13	2-3	19,27P	29	1-4	3-3	39-31	20-30	17440+	
81	04/06/2007	@ DALLAS	O**	47-20-14	1-2	8	17	0-3	5-5	22-30	35-30	18584	
82	04/07/2007	@ COLUMBUS	W	48-20-14	4-3	8P,17,8P,15	15	2-3	4-4	25-45	35-39	17391	

(\* = OVERTIME \*\* = SHOOTOUT += SELLOUT)

P = POWER PLAY GOAL S = SHORTHANDED GOAL X = SHOOTOUT GOAL

# 2005-06 MIGHTY DUCKS OF ANAHEIM



**(First row, L-R)** J.S. Giguere, Executive Vice President/COO Tim Ryan, Senior Vice President of Hockey Operations Bob Murray, Executive Vice President/General Manager Brian Burke, Owner Henry Samueli, Alternate Captain Teemu Selanne, Captain Scott Niedermayer, Alternate Captain Rob Niedermayer, Owner Susan Samueli, CEO Michael Schulman, Head Coach Randy Carlyle, Senior Vice President/CMO Bob Wagner, Ilya Bryzgalov. **(Second row)** Video Coordinator Joe Trotta, Assistant Coach Dave Farris, Senior Advisor to the General Manager Al Coates, Vice President of Amateur Scouting Chuck Fletcher, Samuel Pahlsson, Ruslan Salei, Andy McDonald, Joffrey Lupul, Assistant GM David McNab, Vice President of Sales & Marketing Steve Obert, Assistant Coach Newell Brown, Goaltending Consultant Francois Allaire. **(Third row)** Assistant Equipment Manager John Alloway, Equipment Manager Mark O'Neill, Strength & Conditioning Coach Sean Skahan, Chris Kunitz, Jeff Friesen, Vitaly Vishnevski, Jason Marshall, Todd Marchant, Visiting Team Equipment Attendant Chris Kincaid, Head Trainer Tim Clark, Massage Therapist James Partida. **(Back row)** Francois Beauchemin, Travis Moen, Todd Fedoruk, Sean O'Donnell, Ryan Getzlaf, Corey Perry, Joe DiPenta, Jonathan Hedstrom.

## POSTSEASON NOTES IN PLAYOFF SECTION

### PLAYOFF BOUND

The Ducks finished the regular season with a record of 43-27-12, good for 98 standings points and a sixth place finish in the Western Conference...the club clinched a playoff spot on Apr. 10 @ VAN, the fourth post-season berth in club history.

### A RECORD-BREAKING SEASON

The Ducks set club-records in wins (43) and points (98), eclipsing the previous marks of 40 and 95, respectively, set in 2002-2003...Anaheim's 26 wins at HOME (26-10-5) also set a club-record, breaking the record of 23 in 1996-97 (23-12-6)...the Ducks also set club-records for goals scored with 251 (not including team goals awarded in shootouts) and power play goals with 87...all of these marks were broken again the next season (2006-2007).

### STEADY CLIMB:

On Jan. 13, the Ducks were 10th in the Western Conference (19-16-7, 45 points) and eight points out of the last playoff spot (occupied at the time by Colorado)...from that point on, Anaheim had a record of 24-11-5 for 53 points...the Ducks became just the fourth NHL team to qualify for the playoffs when trailing the 8th place position by 8 points-or-more anytime after Jan. 1...the first three teams to do so were the NY Islanders (1993-94 - finished 7th), Ottawa Senators (1996-97 - finished 7th) & Vancouver Canucks (2001-2002 - finished 8th)...the San Jose Sharks followed suit by becoming the fifth such team to accomplish the feat...the NHL standings switched to the current format in 1992-93.

### ANOTHER GREAT SEASON:

Ducks Captain Scott Niedermayer established then career highs in points, assists and games played with 13-50=63 points in 82 games in 2005-2006...his assist and point totals were new franchise records for a defenseman (records he broke again the following season)...Niedermayer finished the season ranked 6th in the NHL in points and T-4th in assists by a defenseman...in his Norris Trophy winning season of 2003-04, Niedermayer scored 14-40=54 points in 81 games...in January, he was named to Canada's Olympic Team but elected not to play so he could have arthroscopic knee surgery during the Olympic Break...after the Olympic Break, he scored 4-17=21 points in 25 games in leading the Ducks to a 16-8-1 record...he was one of four Ducks' players to play in every game, marking the first time in his career he played all 82 games.

### FLASHY FINN

Ducks right wing Teemu Selanne scored 40-50=90 points in 80 games with a +28 rating...he led the Ducks in goals, points, plus/minus, power play goals (18) and shooting percentage (15.0%)...after leading Finland to the Silver Medal at the 2006 Winter Olympics (was named best forward in the tournament), Selanne had 14-22=36 points with a +8 rating in his last 25 games (only Thornton and Cheechoo of SJ had more points)...his 40 goals are the most he scored in one season since 1998-1999, when he scored 47...he finished the season ranked T-13th in the NHL in points, T-10th in goals.

# 2005-06 GAME-BY-GAME


#	DATE	TEAM	W/L/T/O	RECORD	GF- GA	SCORERS	W/T GOAL	PP	PK	SF- SA	W- L/G	LTDR	ATTEND.
1	10/05/2005	@ CHICAGO	W	01-00-00	5-3	13P,15S,15,27P,44S	27	2-9	8-9	24-39	35- 53	16533	
2	10/08/2005	@ NASHVILLE	O**	01-00-01	2-3	26,39	9	0-5	3-4	35-35	29- 35	16279	
3	10/10/2005	EDMONTON	L	01-01-01	2-4	13,61	20	0-7	5-8	33-32	30- 35	17174+	
4	10/14/2005	COLUMBUS	W	02-01-01	4-3	32,15,15P,3	3	1-6	7-9	36-19	35- 31	12930	
5	10/16/2005	@ MINNESOTA	L	02-02-01	1-4	7	17	0-7	6-8	29-22	35- 35	18568	
6	10/19/2005	@ ST. LOUIS	L	02-03-01	2-3	8,13P	4	1-6	5-7	30-34	40- 30	10882	
7	10/21/2005	@ DETROIT	L	02-04-01	2-3	13,51P	37	1-4	5-8	25-39	34- 30	20066	
8	10/23/2005	PHOENIX	W	03-04-01	5-3	39,13,19P,17S,44P	17	2-6	5-7	28-27	30- 30	13733	
9	10/25/2005	@ LOS ANGELES	L	03-05-01	1-3	19	20	0-7	7-8	30-33	35- 30	18118	
10	10/26/2005	CALGARY	W	04-05-01	4-1	15P,19,3P,13P	19	3-6	6-7	31-26	35- 34	11774	
11	10/28/2005	ST. LOUIS	W	05-05-01	6-4	15,13P,17P,39,44P,13	44	3-8	6-7	39-28	35- 50	12510	
12	10/30/2005	PHOENIX	W	06-05-01	3-2	13,19,19P	19	1-4	6-7	27-36	35- 30	12956	
13	11/01/2005	NASHVILLE	W	07-05-01	4-1	19,17P,27P,38	17	2-10	7-7	35-33	35- 29	11690	
14	11/03/2005	@ COLORADO	L	07-06-01	3-4	39,15P,15S	24	1-3	7-7	23-32	1- 30	18007	
15	11/04/2005	SAN JOSE	O*	07-06-02	0-1	-	11	0-6	6-7	21-32	31- 35	12546	
16	11/06/2005	MINNESOTA	O**	07-06-03	3-4	25,51,51P	25	1-9	4-4	42-21	35- 35	14053	
17	11/12/2005	@ PHOENIX	O*	07-06-04	1-2	51	4	0-5	4-4	44-30	31- 35	16358	
18	11/13/2005	DALLAS	L	07-07-04	1-3	17	26	0-7	5-6	41-19	35- 35	14018	
19	11/16/2005	DALLAS	L	07-08-04	2-4	32,27P	26	1-5	9-10	32-38	35- 30	12189	
20	11/18/2005	COLORADO	L	07-09-04	2-3	17,13P	40	1-6	6-7	33-31	31- 30	15614	
21	11/20/2005	VANCOUVER	L	07-10-04	2-3	19P,44P	6	2-10	9-10	33-29	39- 30	14149	
22	11/22/2005	@ PHOENIX	W	08-10-04	2-1	28,13	13	0-2	7-7	20-20	30- 31	13696	
23	11/23/2005	@ DALLAS	L	08-11-04	1-3	13	43	0-7	6-8	21-27	35- 30	18532	
24	11/25/2005	DETROIT	W	09-11-04	3-1	19,13P,17S	13	1-3	4-5	29-29	30- 30	17174+	
25	11/27/2005	CHICAGO	W	10-11-04	3-1	13,15,44	15	0-8	7-7	25-35	30- 53	13078	
26	11/30/2005	PHOENIX	W	11-11-04	6-1	15,13,38,76P,76P,25P	13	3-8	7-7	35-17	30- 30	12050	
27	12/03/2005	ATLANTA	W	12-11-04	2-1	15,19P	19	1-4	4-4	28-21	30- 35	14532	
28	12/06/2005	CAROLINA	L	12-12-04	2-6	44,23	14	0-4	4-5	37-31	29- 30	13045	
29	12/08/2005	@ BUFFALO	O*	12-12-05	2-3	38,15	61	0-4	1-2	30-31	43- 35	12504	
30	12/10/2005	@ MONTREAL	W	13-12-05	5-3	25,39,24,17,44P	17	1-6	5-7	37-24	35- 60	21273	
31	12/12/2005	@ TORONTO	L	13-13-05	2-3	44,13	10	0-8	4-6	29-27	32- 35	19401	
32	12/14/2005	TAMPA BAY	W	14-13-05	4-2	22,25P,23P,44	23	2-7	6-7	33-24	35- 47	12286	
33	12/16/2005	LOS ANGELES	O**	14-13-06	3-4	39,22,15P	38	1-4	4-6	45-37	31- 35	17174+	
34	12/18/2005	SAN JOSE	W	15-13-06	5-4	38S,27,29,22,44	44	0-4	4-5	34-34	35- 20	16297	
35	12/20/2005	@ SAN JOSE	L	15-14-06	2-4	39P,13P	14	2-9	2-3	35-21	20- 35	16172	
36	12/21/2005	ST. LOUIS	W	16-14-06	6-3	13,19P,26S,28,19,33	28	1-7	7-8	36-25	35- 50	13381	
37	12/28/2005	@ COLUMBUS	L	16-15-06	0-1	-	25	0-4	10-10	40-42	30- 35	17387	
38	12/31/2005	@ ST. LOUIS	W**	17-15-06	5-4	19,38,5,38,38X	38	0-3	4-7	33-34	35- 1	13286	
39	01/01/2006	@ NASHVILLE	W	18-15-06	4-2	15,15,27P,17	27	1-7	4-4	36-23	30- 29	17113	
40	01/06/2006	@ DALLAS	O**	18-15-07	3-4	19P,26,13P	20	2-7	6-6	26-25	1- 35	18532	
41	01/07/2006	@ MINNESOTA	L	18-16-07	1-4	29	25	0-4	7-8	23-36	35- 30	18568	
42	01/09/2006	LOS ANGELES	W	19-16-07	6-2	51P,19P,17,17,38,17	17	2-5	5-6	27-43	35- 31	17174+	
43	01/13/2006	WASHINGTON	O*	19-16-08	2-3	15,32	8	0-3	2-2	34-26	1- 35	16186	
44	01/16/2006	@ BOSTON	O**	19-16-09	3-4	27P,38,51P	37	2-9	4-4	28-24	30- 30	15279	
45	01/19/2006	@ OTTAWA	W**	20-16-09	4-3	38P,13,22,38X	38	1-4	3-4	39-33	35- 39	19387	
46	01/21/2006	FLORIDA	W	21-16-09	1-0	38	38	0-7	7-7	31-30	35- 1	17011	
47	01/23/2006	@ LOS ANGELES	O**	21-16-10	2-3	23,23P	6	1-4	9-9	35-34	31- 35	18118	
48	01/25/2006	EDMONTON	L	21-17-10	3-6	38P,13P,13	44	2-6	8-10	22-26	30- 35	14456	
49	01/26/2006	@ SAN JOSE	W	22-17-10	2-0	19,15P	19	1-5	6-6	32-24	30- 20	16174	
50	01/28/2006	@ LOS ANGELES	W	23-17-10	6-2	15P,61,51P,38,61P,27P	51	4-8	6-8	33-32	30- 31	18118	
51	01/30/2006	LOS ANGELES	W*	24-17-10	4-3	13P,51P,13,27	27	2-6	3-4	45-32	30- 31	17174+	
52	02/01/2006	SAN JOSE	L	24-18-10	4-6	13P,19P,38,76	14	2-9	5-8	39-35	20- 30	16542	
53	02/04/2006	@ SAN JOSE	W	25-18-10	2-0	29,13	29	0-5	8-8	24-35	35- 20	17496	
54	02/06/2006	@ EDMONTON	O**	25-18-11	5-6	19,61,38,22,27	34	0-5	3-5	40-30	1- 35	16839	
55	02/08/2006	@ CALGARY	L	25-19-11	1-3	19P	22	1-6	2-5	32-24	34- 35	19289	
56	02/10/2006	@ VANCOUVER	W	26-19-11	3-1	33,19,15P	19	1-4	5-5	30-28	30- 35	18630	
57	02/12/2006	CHICAGO	W	27-19-11	4-1	15P,76,61,15	76	1-8	2-2	32-24	35- 30	17174+	
58	03/01/2006	DETROIT	L	27-20-11	0-2	-	96	0-5	7-8	24-33	30- 35	16606	
59	03/03/2006	MINNESOTA	W	28-20-11	4-2	26S,61P,8,13	8	1-5	3-3	32-38	35- 30	17048	
60	03/05/2006	COLUMBUS	O**	28-20-12	2-3	51P,19P	61	1-6	7-9	45-34	31- 35	16124	
61	03/07/2006	SAN JOSE	W*	29-20-12	5-4	15,19P,19,61P,8	8	2-4	5-6	27-48	35- 20	15488	
62	03/11/2006	@ PHOENIX	W	30-20-12	5-3	44,13,17,23P,44	23	1-10	7-8	36-17	35- 31	17799	
63	03/12/2006	PHOENIX	W	31-20-12	5-2	15P,26,12,61,22	12	1-8	4-4	45-22	30- 35	17174+	
64	03/15/2006	@ DETROIT	L	31-21-12	1-3	13P	23	1-6	3-4	26-29	30- 35	20066	
65	03/17/2006	@ CHICAGO	W	32-21-12	2-1	19,19	19	0-5	6-6	30-23	35- 53	12031	
66	03/19/2006	@ COLUMBUS	W	33-21-12	4-3	23,32,61,15P	15	1-6	8-9	29-28	35- 30	16519	
67	03/20/2006	@ DALLAS	W	34-21-12	2-1	19,26	26	0-2	2-3	18-25	35- 35	18150	
68	03/22/2006	COLORADO	W*	35-21-12	5-4	51P,27P,27P,19,17	17	3-5	2-3	36-29	35- 31	15623	
69	03/24/2006	NASHVILLE	W	36-21-12	6-3	13P,38P,13,61,19,19P	61	3-6	5-6	30-39	35- 29	16377	
70	03/25/2006	@ PHOENIX	W	37-21-12	5-2	27P,13P,61,13,23P	61	3-4	7-7	27-34	35- 30	17605	
71	03/28/2006	@ COLORADO	L	37-22-12	3-4	21,13,51	15	0-5	3-3	31-35	31- 35	18007	
72	03/29/2006	@ DALLAS	L	37-23-12	1-2	51	39	0-3	6-8	16-29	35- 35	17764	
73	03/31/2006	DALLAS	W**	38-23-12	5-4	38,26S,29,19,44X	44	0-5	2-4	36-31	35- 35	17174+	
74	04/02/2006	VANCOUVER	W	39-23-12	6-2	13P,26,23,51P,26,13	23	2-5	4-5	30-29	35- 35	17174+	
75	04/04/2006	LOS ANGELES	W	40-23-12	6-2	13P,15P,13P,26,26,61	13	3-4	3-3	41-18	35- 31	17174+	
76	04/06/2006	DALLAS	L	40-24-12	3-5	44,19P,15	39	1-7	5-7	35-28	35- 35	17174+	
77	04/08/2006	@ LOS ANGELES	W	41-24-12	4-2	44,15P,38,38P	38	2-6	8-9	23-27	35- 31	17242	
78	04/10/2006	@ VANCOUVER	W	42-24-12	4-2	27,44,19P,13	19	1-5	5-7	18-41	35- 35	18630	
79	04/11/2006	@ CALGARY	L	42-25-12	0-3	-	17	0-4	1-2	32-25	34- 30	19289	
80	04/13/2006	@ EDMONTON	L	42-26-12	1-2	19	83	0-4	5-5	24-37	35- 35	16839	
81	04/15/2006	@ SAN JOSE	L	42-27-12	3-6	51P,15,19	14	1-7	4-7	34-22	35- 35	17496	
82	04/17/2006	CALGARY	W	43-27-12	4-3	61P,38P,19,13P	13	3-13	7-8	34-32	35- 33	17174+	

(\* = OVERTIME, \*\* = SHOOTOUT, + = SELLOUT)

P = POWER PLAY GOAL S = SHORTHANDED GOAL X = SHOOTOUT GOAL



# 2003-04 MIGHTY DUCKS OF ANAHEIM



**Front Row L-R:** Jean Sebastien Giguere, Director of Hockey Operations Chuck Fletcher, Assistant General Manager David McNab, Sr. Vice President & General Manager Bryan Murray, Alternate Captain Steve Rucchin, Captain Paul Kariya, Alternate Captain Keith Carney, Head Coach Mike Babcock, Assistant Coach Lorne Henning, Assistant Coach Paul MacLean, Martin Gerber. **2nd Row L-R:** Massage Therapist Vincent Bennett, Goaltending Consultant Francois Allaire, Fredrik Olausson, Steve Thomas, Petr Sykora, Sandis Ozolins, Rob Niedermayer, Ruslan Salei, Adam Oates, Scouting and Video Coordinator Greg Carvel, Equipment Manager Mark O'Neill, Assistant Equipment Manager John Allaway. **3rd Row L-R:** Visiting Team Equipment Attendant Chris Kincaid, Andy McDonald, Dan Bylsma, Samuel Pahlsson, Mike Leclerc, Miclas Havelid, Stanislav Chistov, Strength and Conditioning Coach Sean Skahan, Athletic Training Assistant Guido Sendowsky. **4th Row L-R:** Jason Krog, Vitaly Vishnevski, Kurt Sauer, Marc Chouinard, Lance Ward, Alexei Smirnov, Kevin Sawyer, Head Athletic Trainer Chris Phillips.

## THE SEASON:

The Ducks finished the season with a mark of 29-35-10-8 for 76 points (fourth in Pacific Division, 12th in the Western Conference)...Anaheim ended the season going 13-12-2-1 over the last 28 games...the Ducks went 19-11-7-4 at home, 10-24-3-4 on the road.

## DUCKS SOLID AT HOME IN 2003-04:

The Ducks (19-11-7-4 at the Arrowhead Pond) had at least one point in 15 of the last 19 (11-4-2-2) and 29 of the last 38 games at home (19-9-7-3)...including the last 33 regular season home games of the 2002-2003 season, the Ducks had a record of 38-17-13-6 over the last 74 home games, earning at least one point in 57 of the 74 contests at Honda Center (19-6-6-2 in last 33 home games in 2002-03, 19-11-7-4 in 2003-2004).

## DUCKS LED LEAGUE IN FACEOFF PERCENTAGE FOR SECOND STRAIGHT SEASON:

The Mighty Ducks of Anaheim led the NHL in face-off percentage for the second consecutive year, winning 55.3% of their face-offs (2882-of-5208 total)...Carolina finished second winning 54.9%... Jason Krog led the team for the second straight year and ranked fourth in the NHL, with a 58.5 winning percentage (450-of-769), while Sergei Fedorov ranked 12th in the NHL (56.6%)...the Ducks won a season-high 67.2 percent in the home opener vs. Phoenix on Oct. 12...Anaheim won 50% or more of its face-offs in 17 of its last 19 games and 20 of the last 24...in 2002-2003, Anaheim finished first in the NHL with a 55.2 win percentage...Krog led the team and was second in the NHL with a 60.4 winning percentage (634 TF - 383 wins) in 2002-03...below is a breakdown of the top face-off teams in 2003-04.

## NHL TEAMS RANKED BY FACEOFF PERCENTAGE SEASON

1. Anaheim - 55.3%
2. Carolina - 54.9%
3. Detroit - 52.5%
4. Boston - 52.1%
5. Toronto - 52.1%


# 2003-04 GAME-BY-GAME

GAME	DATE	OPPONENT	RESULT	RECORD/PTS.	DUCKS GOALS (BY #)	ANA. GOALTENDER(S)	ATTENDANCE
1	10/8	@ DALLAS	4-1 L	0-1-0-0/0	44	GIGUERE	18,532
2	10/9	@ NASHVILLE	3-1 L	0-2-0-0/0	44	GERBER	16,684
3	10/12	VS. PHOENIX	2-0 L	0-3-0-0/0	-	GIGUERE	17,174*
4	10/17	VS. OTTAWA	3-0 L	0-4-0-0/0	-	GIGUERE	13,885
5	10/19	VS. BOSTON	4-3 L (OT)	0-4-0-1/1	20, 40, 20	GIGUERE	13,120
6	10/21	@ SAN JOSE	2-0 W	1-4-0-1/3	8, 39	GERBER	14,362
7	10/22	VS. PHILADELPHIA	4-3 W (OT)	2-4-0-1/5	91, 40, 39, 44	GIGUERE	12,737
8	10/24	VS. BUFFALO	5-2 L	2-5-0-1/5	15, 39	GIGUERE	14,186
9	10/26	VS. CHICAGO	1-1 T (OT)	2-5-1-1/6	15+	GERBER	12,845
10	10/28	@ NYR	3-1 W	3-5-1-1/8	8, 28, 44	GERBER	17,902
11	10/29	@ WASHINGTON	4-2 W	4-5-1-1/10	91, 91, 10, 20	GERBER	13,350
12	11/1	@ NYI	4-1 L	4-6-1-1/10	44	GERBER (GIGUERE)	10,782
13	11/2	@ CHICAGO	3-1 L	4-7-1-1/10	40	GIGUERE	11,678
14	11/5	@ ST. LOUIS	2-1 L (OT)	4-7-1-2/11	8	GIGUERE	15,191
15	11/8	@ PHOENIX	4-3 L (OT)	4-7-1-3/12	44, 20, 20	GIGUERE	15,177
16	11/9	VS. PHOENIX	2-1 W (OT)	5-7-1-3/14	20*, 39	GIGUERE	14,269
17	11/12	VS. TORONTO	5-1 W	6-7-1-3/16	19, 19, 91, 91, 39	GIGUERE	15,903
18	11/16	VS. ST. LOUIS	4-3 W	7-7-1-3/18	10, 7, 20, 39	GIGUERE	14,460
19	11/18	@ COLORADO	2-1 L (OT)	7-7-1-4/19	40	GIGUERE	18,007
20	11/19	@ DALLAS	3-3 T (OT)	7-7-2-4/20	19, 39, 19+	GERBER	18,532
21	11/21	VS. NASHVILLE	4-3 L (OT)	7-7-2-5/21	10, 26, 20	GIGUERE	14,166
22	11/26	VS. NEW JERSEY	3-3 T (OT)	7-7-3-5/22	39, 91, 91+	GIGUERE	16,472
23	11/28	VS. CHICAGO	4-3 W	8-7-3-5/24	39, 15, 10, 91+	GERBER	15,117
24	11/30	@ MINNESOTA	1-1 T (OT)	8-7-4-5/25	8+	GIGUERE	18,588
25	12/2	@ COLUMBUS	2-1 L	8-8-4-5/25	40	GERBER	16,525
26	12/3	@ DETROIT	7-2 L	8-9-4-5/25	91, 49	GIGUERE (GERBER)	20,066
27	12/5	@ ATLANTA	6-2 L	8-10-4-5/25	15, 15	GIGUERE (GERBER)	17,230
28	12/7	VS. DALLAS	4-0 W	9-10-4-5/27	40, 15, 34, 91*	GERBER	15,831
29	12/10	VS. SAN JOSE	3-2 W	10-10-4-5/29	19, 39, 24	GERBER	12,246
30	12/13	@ SAN JOSE	2-0 L	10-11-4-5/29	-	GERBER	16,216
31	12/14	VS. EDMONTON	3-2 L	10-12-4-5/29	19, 39	GIGUERE	12,426
32	12/19	VS. COLORADO	1-0 W	11-12-4-5/31	91	GIGUERE	17,174*
33	12/21	VS. SAN JOSE	2-1 L	11-13-4-5/31	39	GIGUERE	14,853
34	12/22	@ SAN JOSE	2-1 L	11-14-4-5/31	23	GERBER	15,695
35	12/27	@ FLORIDA	3-2 L	11-15-4-5/31	27, 91	GIGUERE	18,007
36	12/29	@ TAMPA BAY	2-0 W	12-15-4-5/33	28, 39	GIGUERE	17,662
37	12/31	@ CAROLINA	3-1 W	13-15-4-5/35	19, 24*, 91	GERBER	13,379
38	1/2	@ BUFFALO	5-2 L	13-16-4-5/35	3, 19*	GERBER	18,680
39	1/3	@ DETROIT	3-1 L	13-17-4-5/35	19	GIGUERE	20,066
40	1/5	VS. DALLAS	2-2 T (OT)	13-17-5-5/36	20, 44+	GIGUERE	12,258
41	1/7	VS. LOS ANGELES	4-4 T (OT)	13-17-6-5/37	18, 18, 91, 2+	GIGUERE	17,174*
42	1/9	VS. VANCOUVER	5-2 L	13-18-6-5/37	2, 39	GIGUERE (GERBER)	15,914
43	1/11	VS. COLUMBUS	2-2 T (OT)	13-18-7-5/38	5, 2	GERBER	15,559
44	1/13	@ COLORADO	3-1 L	13-19-7-5/38	91	GIGUERE	18,007
45	1/15	@ EDMONTON	1-0 L	13-20-7-5/38	-	GERBER	16,839
46	1/17	@ VANCOUVER	2-1 W	14-20-7-5/40	2, 40	GIGUERE	18,630
47	1/19	VS. CALGARY	5-1 L	14-21-7-5/40	91	GIGUERE	13,146
48	1/21	VS. DETROIT	2-2 T (OT)	14-21-8-5/41	39, 40+	GERBER	17,174*
49	1/23	VS. MINNESOTA	6-2 W	15-21-8-5/43	39, 40, 15, 44, 40, 40	GERBER	17,174*
50	1/24	@ LOS ANGELES	4-2 L	15-22-8-5/43	44, 40	GIGUERE	18,186
51	1/28	VS. LOS ANGELES	4-3 L (OT)	15-22-8-6/44	20, 20, 24	GERBER	17,174*
52	1/30	VS. COLORADO	4-3 W (OT)	16-22-8-6/46	40, 20, 91, 28	GERBER	17,174*
53	2/1	@ CALGARY	6-4 L	16-23-8-6/46	39, 5, 40, 91	GERBER (GIGUERE)	15,189
54	2/2	@ EDMONTON	2-1 L (OT)	16-23-8-7/47	15	GERBER	16,183
55	2/4	VS. CAROLINA	3-2 W	17-23-8-7/49	40, 5, 26	GERBER	12,339
56	2/11	VS. PHOENIX	5-3 W	18-23-8-7/51	28, 91, 15, 40, 39	GIGUERE	12,386
57	2/13	@ CALGARY	2-1 L	18-24-8-7/51	20	GIGUERE	17,749
58	2/14	@ VANCOUVER	2-1 W	19-24-8-7/53	3, 27	GIGUERE	18,630
59	2/16	VS. DALLAS	3-1 W	20-24-8-7/55	91, 39, 128	GIGUERE	15,139
60	2/18	VS. COLUMBUS	3-1 W	21-24-8-7/57	14, 40, 91S	GIGUERE	12,898
61	2/20	VS. NASHVILLE	3-2 L (OT)	21-24-8-8/58	26, 5	GIGUERE	16,263
62	2/22	@ DALLAS	4-0 L	21-25-8-8/58	-	GIGUERE	18,532
63	2/23	@ PHOENIX	1-1 T (OT)	21-25-8-8/59	10	GIGUERE	14,789
64	2/25	VS. EDMONTON	4-2 W	22-25-9-8/61	28, 26, 15, 15	GIGUERE	15,235
65	2/28	@ LOS ANGELES	2-1 L	22-26-9-8/61	15	GIGUERE	18,207
66	2/29	VS. LOS ANGELES	6-3 W	23-26-9-8/63	91, 17, 27, 91, 40, 20	GIGUERE	17,174*
67	3/3	VS. MINNESOTA	2-0 W	24-26-9-8/65	26, 26	GIGUERE	12,747
68	3/5	@ CHICAGO	5-2 W	25-26-9-8/67	39, 91, 44, 20, 20	GIGUERE	11,536
69	3/6	@ PITTSBURGH	2-1 L	25-27-9-8/67	20	GIGUERE	14,286
70	3/8	VS. MONTREAL	5-2 L	25-28-9-8/67	44, 39	GIGUERE	14,947
71	3/12	VS. NYI	3-1 L	25-29-9-8/67	26	GERBER	16,385
72	3/14	@ LOS ANGELES	5-1 L	25-30-9-8/67	91	GIGUERE	18,118
73	3/16	@ PHOENIX	3-2 W (OT)	26-30-9-8/69	55, 17, 91	BRYZGALOV	14,401
74	3/17	VS. ST. LOUIS	1-1 T (OT)	26-30-10-8/70	14+	GIGUERE	12,861
75	3/19	VS. SAN JOSE	4-2 L	26-31-10-8/70	23, 91	GERBER (GIGUERE)	17,174*
76	3/21	VS. DETROIT	8-6 W	27-31-10-8/72	15, 20, 26, 91, 39, 5, 91, 20	GIGUERE	17,174*
77	3/23	VS. NASHVILLE	4-1 W	28-31-10-8/74	40, 8, 39, 91*S	GERBER	15,976
78	3/25	@ ST. LOUIS	3-2 L	28-32-10-8/74	10, 44	GIGUERE	19,011
79	3/26	@ COLUMBUS	3-1 L	28-33-10-8/74	39	GERBER	18,136
80	3/28	@ MINNESOTA	2-1 L	28-34-10-8/74	28	GIGUERE	18,588
81	3/30	VS. VANCOUVER	2-1 L	28-35-10-8/74	24	GERBER	14,997
82	4/4	VS. CALGARY	2-1 W	29-35-10-8/76	14, 91	GIGUERE	17,174*

GOAL KEY: \* = SHORTHANDED GOAL, BOLD = GAME-WINNING GOAL, + = GAME-TYING GOAL, S = EMPTY NET GOAL, ITALIC = PENALTY SHOT GOAL  
 ^ = SELLOUT AT THE ARROWHEAD POND OF ANAHEIM. WHEN TWO GOALTENDERS PLAY IN ONE GAME, PARENTHESIS RECEIVED NO DECISION.

# 2002-03 MIGHTY DUCKS OF ANAHEIM

## 2003 WESTERN CONFERENCE CHAMPIONS



**Front Row L-R:** Jean Sebastien Giguere, Director of Hockey Operations Chuck Fletcher, Assistant General Manager David McNab, Sr. Vice President & General Manager Bryan Murray, Alternate Captain Steve Rucchin, Captain Paul Kariya, Alternate Captain Keith Carney, Head Coach Mike Babcock, Assistant Coach Lorne Henning, Assistant Coach Paul MacLean, Martin Gerber. **2nd Row L-R:** Massage Therapist Vincent Bennett, Goaltending Consultant Francois Allaire, Fredrik Olausson, Steve Thomas, Petr Sykora, Sandis Ozolinsh, Rob Niedermayer, Ruslan Salei, Adam Oates, Scouting and Video Coordinator Greg Carvel, Equipment Manager Mark O'Neill, Assistant Equipment Manager John Alloway. **3rd Row L-R:** Visiting Team Equipment Attendant Chris Kincaid, Andy McDonald, Dan Bylsma, Samuel Pahlsson, Mike Leclerc, Miclas Havelid, Stanislav Chistov, Strength and Conditioning Coach Sean Skahan, Athletic Training Assistant Guido Sendowsky. **4th Row L-R:** Jason Krog, Vitaly Vishnevski, Kurt Sauer, Marc Chouinard, Lance Ward, Alexei Smirnov, Kevin Sawyer, Head Athletic Trainer Chris Phillips.

### POSTSEASON NOTES IN PLAYOFF SECTION

## DUCKS COMPLETE BEST SEASON IN TEAM HISTORY:

The Mighty Ducks finished the 2002-2003 season with a record of 40-27-9-6 for 95 points, good for 2nd in the Pacific Division and 7th in the Western Conference (tied in points with Minnesota, who earned the #6 seed by virtue of two more wins)...Anaheim set club records for wins and points in one season, surpassing the old records held by the 1996-97 Ducks (36-33-13 for 85 points)...the Ducks also finished 13 games over .500, after never being more than five games over .500 at any point during a season until this year (high-water mark was 14 games over, 40-26-9-5 after winning Apr. 1 @ NSH)...the Ducks clinched their third playoff berth in team history (also '97 & '99) on Mar. 24, when Calgary defeated Phoenix at the Saddledome...about 90 minutes later that evening the Ducks made the Phoenix loss moot, completing a 5-0 shutout vs. Columbus at the Pond.

## THESE CLUB RECORDS ALSO FELL:

The Ducks had their most successful season both at home and on the road...Anaheim finished 18-17-2-4 for 42 points on the road this season, the first season at or above .500 in team history away from home...the Ducks broke the mark for road points by earning their 42nd on Apr. 1 @ Nashville (1993-94 team had 41 points with a 19-20-3 record)...Anaheim finished just one win short of the road win record, also held by the 1993-94 team...at home, the Ducks broke the team record for points with 53, going 22-10-7-2...Anaheim finished one win shy of tying the club record for home victories (both HOME records were set in 1996-97, 23-12-6 for 52 points)...the Ducks also broke club records for lowest GAA (2.32, previous record was 2.39 set 2001-2002), fewest goals allowed (193, record was 198 set 2001-2002), power play goals allowed (42, record was 46 set 2001-2002) and penalty killing percentage (87.4%, record was 86.1% set 2001-2002).

## QUITE A TURNAROUND STORY IN ANAHEIM:

The Mighty Ducks finished the regular season posting the largest improvement in the NHL...the Ducks improved by 26 points from 01-02 to 02-03...below is a closer look:

### NHL'S BIGGEST POINT DIFFERENTIALS

Team	# of Games	2001-2002 Record	2002-2003 Record	Point Differential
Anaheim	82	29-42-8-3 (69)	40-27-9-6 (95)	+26
Tampa Bay	82	27-40-11-4 (69)	36-25-16-5 (93)	+24
Minnesota	82	26-35-12-9 (73)	42-29-10-1 (95)	+22
Dallas	82	36-28-13-5 (90)	46-17-15-4 (111)	+21
Ottawa	82	39-27-9-7 (94)	52-21-8-1 (113)	+19

# 2002-03 GAME-BY-GAME

GAME	DATE	OPPONENT	RESULT	RECORD/PTS.	DUCKS GOALS (BY #)	ANA. GOALTENDER(S)	ATTENDANCE
1	10/10	@ ST. LOUIS	4-3 W	1-0-0-0/2	19, 23, 22, 12	GIGUERE	16,927
2	10/11	@ DALLAS	2-4 L	1-1-0-0/2	20, 17	GIGUERE	18,532
3	10/13	DETROIT	2-4 L	1-2-0-0/2	9, 24	GIGUERE	17,174*
4	10/16	LOS ANGELES	2-4 L	1-3-0-0/2	21, 20	GIGUERE	11,332
5	10/18	VANCOUVER	2-2 T (OT)	1-3-1-0/3	9, 9	GIGUERE	11,287
6	10/20	COLORADO	3-2 W (OT)	2-3-1-0/5	23, 39, 19	GERBER	12,838
7	10/24	@ VANCOUVER	2-2 T (OT)	2-3-2-0/6	19, 9*	GERBER	18,422
8	10/26	@ EDMONTON	3-4 L	2-4-2-0/6	39, 39*, 12	GIGUERE	16,357
9	10/28	@ TORONTO	2-5 L	2-5-2-0/6	17, 20	GERBER, GIGUERE	18,891
10	10/29	@ MONTREAL	2-2 T (OT)	2-5-3-0/7	17, 3+	GIGUERE	19,521
11	10/31	@ BOSTON	4-1 W	3-5-3-0/9	9, 17, 9, 9	GIGUERE	9,491
12	11/3	SAN JOSE	3-4 L	3-6-3-0/9	23, 39, 20	GIGUERE	15,157
13	11/6	NASHVILLE	2-1 W	4-6-3-0/11	9, 39	GIGUERE	11,729
14	11/8	@ COLORADO	3-2 W (OT)	5-6-3-0/13	18, 24, 28	GIGUERE	18,007
15	11/10	MINNESOTA	1-0 W	6-6-3-0/15	23	GIGUERE	14,070
16	11/12	@ NEW JERSEY	2-3 OTL (OT)	6-6-3-1/16	19, 32*	GIGUERE	15,043
17	11/14	@ COLUMBUS	3-2 W	7-6-3-1/18	9, 10, 20	GIGUERE	17,398
18	11/15	@ DETROIT	1-2 OTL (OT)	7-6-3-2/19	39	GIGUERE	20,058
19	11/17	@ ATLANTA	5-1 W	8-6-3-2/21	23, 18, 25, 28, 39	GIGUERE	10,932
20	11/19	@ NY RANGERS	2-3 OTL (OT)	8-6-3-3/22	17, 24	GIGUERE	18,072
21	11/22	DALLAS	0-4 L	8-7-3-3/22	-	GIGUERE, GERBER	12,509
22	11/24	FLORIDA	4-4 T (OT)	8-7-4-3/23	20, 20, 19, 25	GIGUERE	13,254
23	11/27	PHOENIX	2-2 T (OT)	8-7-5-3/24	7, 9	GERBER	11,386
24	11/29	LOS ANGELES	2-2 T (OT)	8-7-6-3/25	28, 3+	GIGUERE	17,174*
25	12/1	CHICAGO	3-2 W	9-7-6-3/27	9, 32, 18	GIGUERE	12,483
26	12/3	@ DETROIT	1-2 L	9-8-6-3/27	9	GIGUERE	20,058
27	12/4	@ BUFFALO	0-4 L	9-9-6-3/27	-	GERBER	10,433
28	12/6	@ CHICAGO	4-3 W*	10-9-6-3/29	19, 10, 39, 20*	GIGUERE	14,616
29	12/8	NASHVILLE	3-0 W	11-9-6-3/31	28, 2, 39	GIGUERE	11,979
30	12/11	WASHINGTON	3-0 W	12-9-6-3/33	2, 7, 19S	GIGUERE	11,006
31	12/15	PITTSBURGH	5-0 W	13-9-6-3/35	3, 39, 19, 12, 19	GIGUERE	16,542
32	12/18	ST. LOUIS	5-2 W	14-9-6-3/37	9, 20, 39, 77, 9S	GIGUERE	11,144
33	12/19	@ LOS ANGELES	4-5 L	14-10-6-3/37	20, 9, 28, 23	GIGUERE	18,118
34	12/22	PHOENIX	4-0 W	15-10-6-3/39	44, 17, 28, 28	GIGUERE	12,267
35	12/26	@ SAN JOSE	1-4 L	15-11-6-3/39	17	GIGUERE	17,496
36	12/28	@ VANCOUVER	3-7 L	15-12-6-3/39	18*, 7, 20	GERBER, GIGUERE	18,422
37	12/29	@ CALGARY	2-4 L	15-13-6-3/39	39, 18	GIGUERE	16,922
38	12/31	@ MINNESOTA	1-4 L	15-14-6-3/39	19	GIGUERE	18,568
39	1/3	PHILADELPHIA	0-1 L	15-15-6-3/39	-	GERBER	14,420
40	1/5	DALLAS	1-1 T (OT)	15-15-7-3/40	39	GERBER	15,383
41	1/8	EDMONTON	0-1 L	15-16-7-3/40	-	GERBER	12,390
42	1/9	@ COLORADO	5-3 W	16-16-7-3/42	10, 10, 39, 39, 3S	GIGUERE	18,007
43	1/12	ST. LOUIS	2-1 W	17-16-7-3/44	10, 28	GIGUERE	15,414
44	1/15	@ COLUMBUS	4-3 W	18-16-7-3/46	23, 22, 20, 38	GIGUERE	17,385
45	1/16	@ OTTAWA	1-3 L	18-17-7-3/46	23	GERBER	18,034
46	1/18	@ MINNESOTA	1-0 W	19-17-7-3/48	9	GIGUERE	18,568
47	1/20	MINNESOTA	1-2 OTL (OT)	19-17-7-4/49	39	GIGUERE	13,331
48	1/22	LOS ANGELES	6-5 W	20-17-7-4/51	9, 9, 20, 20, 32, 39	GIGUERE	17,174*
49	1/24	NEW JERSEY	1-3 L	20-18-7-4/51	77	GERBER	12,004
50	1/29	OTTAWA	3-2 W	21-18-7-4/53	9, 77, 20	GIGUERE	13,220
51	1/30	@ SAN JOSE	4-3 W	22-18-7-4/55	77, 10, 39, 20	GIGUERE	17,127
52	2/4	@ CALGARY	3-2 W	23-18-7-4/57	23, 12, 8	GIGUERE	14,110
53	2/5	@ EDMONTON	1-2 L	23-19-7-4/57	39	GIGUERE	16,839
54	2/7	PHOENIX	3-2 W	24-19-7-4/59	18, 23, 28	GIGUERE	14,440
55	2/9	CAROLINA	2-1 W	25-19-7-4/61	9, 10*	GIGUERE	15,599
56	2/12	CALGARY	4-3 W (OT)	26-19-7-4/63	18, 39, 39, 12	GIGUERE	11,612
57	2/14	@ DALLAS	4-2 W	27-19-7-4/65	77, 39, 22, 20	GERBER	18,532
58	2/15	@ NASHVILLE	1-2 L	27-20-7-4/65	8	GIGUERE	16,312
59	2/17	NY ISLANDERS	2-2 T (OT)	27-20-8-4/66	39, 9	GIGUERE	13,172
60	2/19	COLUMBUS	2-0 W	28-20-8-4/68	9, 20S	GIGUERE	11,641
61	2/21	NY RANGERS	2-6 L	28-21-8-4/68	26, 20	GIGUERE	17,174*
62	2/23	@ CAROLINA	4-0 W	29-21-8-4/70	77, 9, 8, 10	GERBER	15,053
63	2/25	@ TAMPA BAY	0-2 L	29-22-8-4/70	-	GERBER	15,634
64	2/26	@ FLORIDA	2-1 W	30-22-8-4/72	9, 39	GIGUERE	14,644
65	2/28	@ PHOENIX	1-3 L	30-23-8-4/72	8	GIGUERE	13,897
66	3/2	ATLANTA	1-4 L	30-24-8-4/72	24	GIGUERE	15,451
67	3/4	@ LOS ANGELES	2-1 W	31-24-8-4/74	77, 26	GIGUERE	18,118
68	3/5	MONTREAL	3-1 W	32-24-8-4/76	39, 12, 18	GERBER	12,022
69	3/7	EDMONTON	1-4 L	32-25-8-4/76	5*	GIGUERE	15,818
70	3/9	DETROIT	4-1 W	33-25-8-4/78	20, 23, 34, 26*	GIGUERE	17,174*
71	3/12	CHICAGO	5-2 W	34-25-8-4/80	32, 12, 32, 39, 10S	GIGUERE	13,212
72	3/13	SAN JOSE	3-2 W (OT)	35-25-8-4/82	39, 5, 32	GERBER	12,931
73	3/15	@ PHOENIX	2-4 L	35-26-8-4/82	10, 12	GIGUERE, GERBER	14,451
74	3/16	CALGARY	2-2 T (OT)	35-26-9-4/83	39, 39+	GIGUERE	16,726
75	3/19	@ CHICAGO	4-3 W	36-26-9-4/85	39, 23, 9, 26	GIGUERE	12,236
76	3/20	@ ST. LOUIS	2-3 OTL (OT)	36-26-9-5/86	77, 32	GERBER	18,468
77	3/22	@ SAN JOSE	3-2 W (OT)	37-26-9-5/88	39, 39, 28	GIGUERE	17,496
78	3/24	COLUMBUS	5-0 W	38-26-9-5/90	12, 39, 44, 32, 44	GIGUERE	15,507
79	3/30	VANCOUVER	3-1 W	39-26-9-5/92	32, 77, 39	GERBER	17,174*
80	4/1	@ NASHVILLE	2-1 W (OT)	40-26-9-5/94	32, 32	GIGUERE	15,494
81	4/2	@ DALLAS	1-2 L	40-27-9-5/94	8	GERBER	18,532
82	4/4	COLORADO	3-4 OTL (OT)	40-27-9-6/95	32, 32, 28	GIGUERE	17,174*

GOAL KEY: UNDERLINE = POWER PLAY GOAL, \* = SHORTHANDED GOAL, BOLD = GAME-WINNING GOAL, + = GAME-TYING GOAL, S = EMPTY NET GOAL, ITALIC = PENALTY SHOT GOAL, ^ = SELLOUT AT THE ARROWHEAD POND OF ANAHEIM. WHEN TWO GOALTENDERS PLAY IN ONE GAME, ALL CAPS RECEIVED DECISION.

# 2001-02 MIGHTY DUCKS OF ANAHEIM



**Front Row L-R:** Jean-Sebastien Giguere, Goaltending Consultant Francois Allaire, Assistant General Manager David McNab, President & General Manager Pierre Gauthier, Alternate Captain Steve Rucchin, Captain Paul Kariya, Alternate Captain Oleg Tverdovsky, Head Coach Bryan Murray, Assistant Coach Guy Charron, Assistant Coach Tom Watt, Steve Shields. **2nd Row L-R:** Assistant Equipment Manager John Allaway, Equipment Manager Mark O'Neill, Dan Bylsma, Ruslan Salei, Matt Cullen, Jeff Friesen, German Titov, Head Athletic Trainer Chris Phillips, Assistant Athletic Trainer Greg Thayer. **3rd Row L-R:** Timo Parssinen, Samuel Pahlsson, Kevin Sawyer, Niclas Havelid, Mike Leclerc, Keith Carney, Denny Lambert, Andy McDonald. **4th Row L-R:** Jason York, Patric Kjellberg, Marc Chouinard, Pavel Trnka, Vitaly Vishnevski.

## 2001-02 SEASON:

The Ducks finished the season 29-42-8-3 for 69 points... Anaheim went 15-13-2-0 in the last 30 contests...the Ducks had the best defensive season in franchise history...they had a team GAA of 2.39 (ranking ninth in the NHL) allowing just 198 goals the entire season...the previous club records were 206 goals allowed for a 2.48 GAA set in 1998-99...Anaheim also had the best penalty kill in club history...the PK unit killed 284-of-330 (86.1%) penalties, bettering the club record of 84.5% set in 1998-99...the fewest PP goals the club had allowed in a season was also set in 98-99, when it gave up 60 power play markers...in 2001-2002, the team shattered that record by allowing just 46 power play goals...Goaltender J.S. Giguere finished 2001-2002 with the fifth-best goals against average (2.13) and tied (with

Burke & Khabibulin) for the fifth-best save percentage (.920) in the NHL... he shattered the club record for lowest goals-against average, well ahead of Guy Hebert's 2.45 GAA in 1998-99...Paul Kariya finished the 2001-2002 regular season as the Ducks leader in goals (32), points (57), power play goals (11), game-winning goals (8) and shots (289)...defenseman Keith Carney led the team with a +14 rating in his first season with the Ducks... Head Coach Bryan Murray finished the 2001-2002 regular season ranked seventh in all-time coaching wins... he moved into seventh place with his 501st win on Jan. 26 @ Nashville (3-1 final)...his historic 500th NHL coaching win came the previous night on Jan. 25 @ Dallas in a 6-1 triumph (eighth coach in NHL history with 500 wins)...Murray also became the eighth coach in NHL history to coach 1,000 games on Nov. 28 vs. Edmonton.



**Jean-Sebastien Giguere**




# 2001-02 GAME-BY-GAME

GAME	DATE	OPPONENT	RESULT	RECORD/PTS.	DUCKS GOALS (BY #)	ANA. GOALTENDER(S)	ATTENDANCE
1	10/4	@ BOSTON	2-4 L	0-1-0-0/0	11, 9	SHIELDS	17,565
2	10/6	@ PITTSBURGH	4-2 W	1-1-0-0/2	17, 17*, 33, 16	SHIELDS	15,411
3	10/8	@ TORONTO	1-6 L	1-2-0-0/2	12	SHIELDS, BRYZGALOV	18,585
4	10/9	@ MONTREAL	1-3 L	1-3-0-0/2	11	SHIELDS	17,510
5	10/12	WASHINGTON	2-1 W	2-3-0-0/4	20, 33	SHIELDS	16,219
6	10/14	TAMPA BAY	2-3 L	2-4-0-0/4	12, 10	GIGUERE	9,579
7	10/17	BOSTON	2-2 T (OT)	2-4-1-0/5	20, 11	SHIELDS	10,348
8	10/18	@ LOS ANGELES	1-4 L	2-5-1-0/5	13	SHIELDS	13,916
9	10/21	VANCOUVER	3-1 W	3-5-1-0/7	24, 12, 16	GIGUERE	10,435
10	10/24	@ PHOENIX	3-2 W (OT)	4-5-1-0/9	21, 32, 12	GIGUERE	9,885
11	10/28	COLORADO	2-3 L	4-6-1-0/9	33, 26	GIGUERE	14,655
12	10/31	SAN JOSE	2-4 L	4-7-1-0/9	17, 9	SHIELDS	9,273
13	11/2	CHICAGO	5-2 W	5-7-1-0/11	9, 9, 20, 21, 26	GIGUERE	12,893
14	11/4	ATLANTA	5-0 W	6-7-1-0/13	21, 9, 21*, 12, 10	GIGUERE	9,876
15	11/7	CALGARY	3-3 T (OT)	6-7-2-0/14	28, 9, 9	GIGUERE	9,639
16	11/9	DETROIT	0-1 L	6-8-2-0/14	-	GIGUERE	17,174*
17	11/11	DALLAS	2-2 T (OT)	6-8-3-0/15	12, 11*	SHIELDS	11,918
18	11/14	SAN JOSE	2-4 L	6-9-3-0/15	24, 11	SHIELDS	9,852
19	11/16	@ COLUMBUS	2-3 L	6-10-3-0/15	10, 23	GIGUERE	18,136
20	11/17	@ WASHINGTON	1-4 L	6-11-3-0/15	26	GIGUERE	17,288
21	11/20	@ TAMPA BAY	2-3 L	6-12-3-0/15	9, 9	SHIELDS	15,012
22	11/21	@ FLORIDA	0-6 L	6-13-3-0/15	-	GIGUERE	15,232
23	11/24	@ NY ISLANDERS	3-5 L	6-14-3-0/15	13, 16, 9	GIGUERE	16,234
24	11/25	@ NY RANGERS	3-2 W	7-14-3-0/17	16, 25, 9	SHIELDS	18, 200
25	11/28	EDMONTON	0-2 L	7-15-3-0/17	17	SHIELDS	9,527
26	11/30	SAN JOSE	2-5 L	7-16-3-0/17	16, 21	GIGUERE	12,190
27	12/2	NASHVILLE	4-2 W	8-16-3-0/19	12, 11, 12, 17	SHIELDS	10,214
28	12/5	@ EDMONTON	2-3 OTL (OT)	8-16-3-1/20	16, 11	SHIELDS	15,545
29	12/6	@ VANCOUVER	2-3 L	8-17-3-1/20	7, 16	GIGUERE	15,972
30	12/8	@ CALGARY	4-0 W	9-17-3-1/22	9, 18, 33, 13	GIGUERE, SHIELDS	14,330
31	12/10	@ COLORADO	1-1 T (OT)	9-17-4-1/23	21	GIGUERE	18,007
32	12/12	VANCOUVER	0-1 OTL (OT)	9-17-4-2/24	-	GIGUERE	9,570
33	12/14	COLUMBUS	2-3 L	9-18-4-2/24	3, 17	SHIELDS	9,629
34	12/16	LOS ANGELES	2-3 OTL (OT)	9-18-4-3/25	13, 11	GIGUERE	17,002
35	12/18	@ MINNESOTA	5-1 W	10-18-4-3/27	18, 12, 19, 19, 12	GIGUERE	18,568
36	12/19	@ COLORADO	1-2 L	10-19-4-3/27	17	GIGUERE	18,007
37	12/21	PHOENIX	2-1 W	11-19-4-3/29	9, 17	GIGUERE	10,463
38	12/23	@ PHOENIX	4-0 W	12-19-4-3/31	19, 27, 32, 9	GIGUERE	13,815
39	12/26	@ SAN JOSE	2-1 W	13-19-4-3/33	12, 17	SHIELDS	17,496
40	12/27	@ LOS ANGELES	2-2 T (OT)	13-19-5-3/34	11, 17	GIGUERE	18,610
41	12/30	@ CHICAGO	1-2 L	13-20-5-3/34	18	SHIELDS	17,382
42	12/31	@ COLUMBUS	1-3 L	13-21-5-3/35	10	GIGUERE	18,136
43	1/02	@ DETROIT	3-5 L	13-22-5-3/35	26*, 10, 32	SHIELDS, GIGUERE	20,058
44	1/04	FLORIDA	1-2 L	13-23-5-3/35	11	GIGUERE	10,696
45	1/09	ST. LOUIS	2-3 L	13-24-5-3/35	18, 3	GIGUERE	9,375
46	1/11	@ MINNESOTA	2-2 T (OT)	13-24-6-3/36	16, 9	GIGUERE	18,568
47	1/12	@ NASHVILLE	1-2 L	13-25-6-3/36	11	SHIELDS	16,561
48	1/14	NASHVILLE	5-3 W	14-25-6-3/38	16, 9, 9, 9, 17	GIGUERE	9,522
49	1/16	BUFFALO	1-3 L	14-26-6-3/38	12	SHIELDS	9,845
50	1/18	@ EDMONTON	1-3 L	14-27-6-3/38	18	GIGUERE	16,558
51	1/19	@ CALGARY	1-2 L	14-28-6-3/38	19	GIGUERE	17,409
52	1/21	LOS ANGELES	2-4 L	14-29-6-3/38	12, 11	SHIELDS	17,079
53	1/23	MINNESOTA	3-2 W (OT)	15-29-6-3/40	12, 13, 3	GIGUERE	9,511
54	1/25	@ DALLAS	6-1 W	16-29-6-3/42	13, 17, 9, 12, 32, 17	GIGUERE	18,532
55	1/26	@ NASHVILLE	3-1 W	17-29-6-3/44	21, 17, 12	GIGUERE	15,537
56	1/28	@ ST. LOUIS	1-0 W	18-29-6-3/46	9	GIGUERE	18,909
57	1/30	COLUMBUS	3-1 W	19-29-6-3/48	11, 19, 17	GIGUERE	9,498
58	2/06	PHILADELPHIA	5-4 W	20-29-6-3/50	9, 9, 13, 9, 10	GIGUERE	13,614
59	2/08	CAROLINA	1-4 L	20-30-6-3/50	12	GIGUERE	10,589
60	2/10	DALLAS	1-5 L	20-31-6-3/50	12	SHIELDS	14,617
61	2/13	CALGARY	3-2 W	21-31-6-3/52	17, 7, 19	GIGUERE	9,583
62	2/27	MINNESOTA	3-5 L	21-32-6-3/52	9, 9, 26	GIGUERE	10,022
63	3/03	@ CHICAGO	1-2 L	21-33-6-3/52	17	GIGUERE	20,161
64	3/06	@ ATLANTA	4-1 W	22-33-6-3/54	3, 9, 18, 9	SHIELDS	11,016
65	3/08	NEW JERSEY	2-1 W	23-33-6-3/56	11, 9	SHIELDS	15,051
66	3/10	OTTAWA	2-4 L	23-34-6-3/56	13, 27	SHIELDS	12,358
67	3/13	PITTSBURGH	4-2 W	24-34-6-3/58	17, 17, 24, 20	GIGUERE	12,536
68	3/15	CHICAGO	1-1 T (OT)	24-34-7-3/59	13	GIGUERE	11,360
69	3/17	ST. LOUIS	2-3 L	24-35-7-3/59	19, 24	GIGUERE	12,702
70	3/19	@ DETROIT	2-1 W	25-35-7-3/61	9, 9	SHIELDS	20,058
71	3/21	@ PHILADELPHIA	1-2 L	25-36-7-3/61	11	SHIELDS	19,527
72	3/22	@ ST. LOUIS	2-3 L	25-37-7-3/61	9, 12	GIGUERE	19,534
73	3/24	@ DALLAS	2-1 W	26-37-7-3/63	20, 21	GIGUERE	18,532
74	3/27	PHOENIX	2-4 L	26-38-7-3/63	3, 13	GIGUERE	11,297
75	3/28	@ PHOENIX	2-1 W (OT)	27-38-7-3/65	20, 13	SHIELDS	14,725
76	3/30	@ VANCOUVER	1-4 L	27-39-7-3/65	33	SHIELDS	18,422
77	4/02	@ SAN JOSE	1-3 L	27-40-7-3/65	26	GIGUERE	17,496
78	4/03	DETROIT	1-1 T (OT)	27-40-8-3/66	11	SHIELDS, GIGUERE	17,174*
79	4/05	EDMONTON	2-0 W	28-40-8-3/67	9, 13	GIGUERE	13,369
80	4/07	DALLAS	4-1 W	29-40-8-3/69	18, 13, 12, 9	GIGUERE	14,661
81	4/12	COLORADO	1-3 L	29-41-8-3/69	11	GIGUERE	17,174*
82	4/14	@ LOS ANGELES	1-0 L	29-42-8-3/69	-	GIGUERE	18,349

GOAL KEY: UNDERLINE = POWER PLAY GOAL. \* = SHORTHANDED GOAL. BOLD = GAME-WINNING GOAL. + = GAME-TYING GOAL. \$ = EMPTY NET GOAL. ITALIC = PENALTY SHOT GOAL. ^ = SELLOUT AT THE ARROWHEAD POND OF ANAHEIM. WHEN TWO GOALTENDERS PLAY IN ONE GAME, ALL CAPS RECEIVED DECISION.

# 2000-01 MIGHTY DUCKS OF ANAHEIM



**Front Row L-R:** Jean-Sebastien Giguere, Assistant Coach Kelly Miller, Assistant General Manager David McNab, President & General Manager Pierre Gauthier, Alternate Captain Steve Rucchin, Captain Paul Kariya, Alternate Captain Dan Bylsma, Chairman & Governor Tony Tavares, Head Coach Guy Charron, Associate Coach Terry Simpson, Gregg Naumenko. **2nd Row L-R:** Assistant Equipment Manager John Allaway, Equipment Manager Mark O'Neill, German Titov, Ruslan Salei, Oleg Tverdovsky, Matt Cullen, Jeff Friesen, Head Athletic Trainer Chris Phillips, Assistant Athletic Trainer Greg Thayer. **3rd Row L-R:** Mike Crowley, Pascal Trepanier, Marty McInnis, Tony Hrkac, Samuel Pahlsson, Petr Tenkrat, Niclas Havelid. **4th Row L-R:** Antti-Jussi Niemi, Jim Cummins, Pavel Trnka, Marc Chouinard, Mike Leclerc, Vitaly Vishnevski, Jonas Ronnqvist. Not Pictured: Steve Shields

## 2000-01 SEASON:

The Ducks finished the season 25-41-11-5 for 66 points...the team had a point in 10 of their last 16 games, winning seven of them (7-6-3-0)...the Ducks went 9-10-5-1 in their last 25 games...Anaheim posted a five-game winning streak at HOME, tying the club-record for consecutive victories at the Arrowhead Pond, Mar. 4 - Apr. 1 (set twice - 3/8-4/3, 1996 & 10/22-11/5, 1995)...Jean-Sebastien Giguere started

23 consecutive games for the Ducks, 2/11-4/4, tying the club-record set by Guy Hebert (2/5-3/26, 1997)...he posted back-to-back shutouts Mar. 11-13, just the second time in club history that had happened... Paul Kariya recorded his fifth 30-goal year over the previous six seasons and led the team with 67 points (33-34=67)...defenseman Oleg Tverdovsky led the team in assists (14-39=53), while leading team defensemen in all three categories...defenseman Vitaly Vishnevski finished fifth in the NHL in hits with 284.




**Dan Bylsma**

# 2000-01 GAME-BY-GAME

GAME	DATE	OPPONENT	RESULT	RECORD/PTS.	DUCKS GOALS (BY #)	ANA. GOALTENDER(S)	ATTENDANCE
1	10/6	MINNESOTA	3-1 W	1-0-0-0/2	19, 17, 16	HEBERT	16,520
2	10/8	ST. LOUIS	1-5 L	1-1-0-0/2		HEBERT	11,134
3	10/11	BOSTON	2-3 L (OT)	1-1-0-1/3	8, 19	HEBERT	11,167
4	10/14	@ NEW JERSEY	2-4 L	1-2-0-1/3	29 <sup>*</sup> , 8	HEBERT/ROUSSEL	14,789
5	10/16	@ NY RANGERS	4-3 W	2-2-0-1/5	16, 9, 26, 12	ROUSSEL	18,200
6	10/17	@ NY ISLANDERS	4-3 W	3-2-0-1/7	16, 12, 3, 8	HEBERT	6,336
7	10/20	@ BUFFALO	2-2 T (OT)	3-2-1-1/8	9, 15	ROUSSEL	17,409
8	10/21	@ PHILADELPHIA	4-3 W	4-2-1-1/10	20, 12, 15, 8	HEBERT	19,477
9	10/23	LOS ANGELES	4-5 L (OT)	4-2-1-2/11	16, 16, 12, 16	HEBERT	14,098
10	10/25	@ LOS ANGELES	2-6 L	4-3-1-2/11		ROUSSEL/HEBERT	18,118
11	10/27	EDMONTON	3-2 W	5-3-1-2/13	17, 8, 9	HEBERT	13,592
12	10/29	@ CALGARY	6-3 W	6-3-1-2/15	15, 8, 20, 9, 19, 6	HEBERT	16,144
13	10/30	@ EDMONTON	3-5 L	6-4-1-2/15	10, 8, 17	HEBERT	12,002
14	11/1	PHOENIX	1-1 T (OT)	6-4-2-2/16	10+	HEBERT	11,602
15	11/4	@ NASHVILLE	3-3 T (OT)	6-4-3-2/17	13, 29, 27+	HEBERT	16,512
16	11/5	@ CHICAGO	2-4 L	6-5-3-2/17	8, 16	ROUSSEL/HEBERT	13,360
17	11/8	VANCOUVER	2-7 L	6-6-3-2/17	9 <sup>*</sup> , 29	HEBERT/ROUSSEL	11,588
18	11/11	@ COLORADO	1-3 L	6-7-3-2/17	24	ROUSSEL	18,007
19	11/12	DETROIT	2-3 L	6-8-3-2/17	12, 16	HEBERT	16,417
20	11/15	COLORADO	0-3 L	6-9-3-2/17	NONE	HEBERT	13,470
21	11/18	@ PHOENIX	6-2 W	7-9-3-2/19	16, 19, 15, 14, 8, 12	HEBERT	15,374
22	11/19	NY ISLANDERS	2-1 W	8-9-3-2/21	9, 8	HEBERT	13,047
23	11/22	NEW JERSEY	2-5 L	8-10-3-2/21	8, 17	HEBERT/ROUSSEL	13,932
24	11/24	@ CALGARY	2-2 T (OT)	8-10-4-2/22	9, 12	ROUSSEL	17,139
25	11/25	@ EDMONTON	2-3 L	8-11-4-2/22	15, 10	GIGUERE	17,100
26	11/28	@ VANCOUVER	1-4 L	8-12-4-2/22	28	GIGUERE	14,848
27	11/30	@ SAN JOSE	2-3 L (OT)	8-12-4-3/23	12, 9	ROUSSEL	17,496
28	12/3	LOS ANGELES	4-0 W	9-12-4-3/25	12, 10, 11, 9*	HEBERT	*17,174
29	12/5	@ ST. LOUIS	0-1 L	9-13-4-3/25	NONE	HEBERT	18,410
30	12/6	@ COLUMBUS	2-5 L	9-14-4-3/25	12, 17	HEBERT/ROUSSEL	15,648
31	12/8	@ MINNESOTA	1-0 W (OT)	10-14-4-3/27	10	HEBERT	18,064
32	12/10	DALLAS	0-1 L	10-15-4-3/27	NONE	HEBERT	12,671
33	12/13	COLUMBUS	5-4 W (OT)	11-15-4-3/29	9, 13, 28, 13, 28	HEBERT	11,630
34	12/15	NY RANGERS	6-4 W	12-15-4-3/31	17, 18, 9, 16, 12, 12	HEBERT	14,944
35	12/17	TAMPA BAY	3-1 W	13-15-4-3/33	10, 16, 15 <sup>8</sup>	HEBERT	11,207
36	12/20	ATLANTA	2-4 L	13-16-4-3/33	16, 26	HEBERT	12,051
37	12/22	@ DETROIT	1-2 L (OT)	13-16-4-4/34	18	HEBERT	19,995
38	12/23	@ ST. LOUIS	2-5 L	13-17-4-4/34	29, 17	HEBERT	19,736
39	12/27	@ DALLAS	1-3 L	13-18-4-4/34	13	ROUSSEL	17,001
40	12/28	@ NASHVILLE	2-2 T (OT)	13-18-5-4/35	17, 18+	HEBERT	16,434
41	12/31	@ MINNESOTA	2-3 L	13-19-5-4/35	15, 7	HEBERT	18,064
42	1/3	FLORIDA	3-2 W (OT)	14-19-5-4/37	8, 13, 18	ROUSSEL	11,396
43	1/5	CALGARY	4-4 T (OT)	14-19-6-4/38	16, 16, 8, 8+	HEBERT	12,943
44	1/10	ST. LOUIS	2-4 L	14-20-6-4/38	28, 8	HEBERT	14,600
45	1/12	BUFFALO	0-4 L	14-21-6-4/38	NONE	HEBERT	13,372
46	1/14	@ CAROLINA	0-4 L	14-22-6-4/38	NONE	GIGUERE	13,013
47	1/15	@ PITTSBURGH	2-3 L	14-23-6-4/38	15, 15	HEBERT	17,148
48	1/17	@ ATLANTA	5-2 W	15-23-6-4/40	21, 8, 23, 23, 16	GIGUERE	15,040
49	1/19	PHOENIX	3-4 L	15-24-6-4/40	16, 10, 8	GIGUERE	14,280
50	1/21	COLORADO	2-4 L	15-25-6-4/40	16, 16	HEBERT/GIGUERE	16,417
51	1/24	MINNESOTA	0-5 L	15-26-6-4/40	NONE	GIGUERE	11,682
52	1/26	@ DETROIT	2-3 L	15-27-6-4/40	15, 27	HEBERT	19,995
53	1/27	@ COLUMBUS	1-2 L	15-28-6-4/40	32	GIGUERE	18,136
54	1/31	NASHVILLE	0-3 L	15-29-6-4/40	NONE	HEBERT	10,981
55	2/1	@ PHOENIX	4-2 W	16-29-6-4/42	27, 8, 8, 8 <sup>8</sup>	GIGUERE	13,267
56	2/7	CHICAGO	2-3 L	16-30-6-4/42	9, 15	GIGUERE	11,682
57	2/9	WASHINGTON	3-4 L	16-31-6-4/42	9, 9, 10	HEBERT	12,942
58	2/11	CAROLINA	2-2 T (OT)	16-31-7-4/43	8, 12+	GIGUERE	12,630
59	2/14	EDMONTON	3-3 T (OT)	16-31-8-4/44	16, 8, 12+	GIGUERE	11,307
60	2/16	@ DALLAS	2-3 L (OT)	16-31-8-5/45	10, 27	GIGUERE	17,001
61	2/19	CALGARY	6-2 W	17-31-8-5/47	9, 9, 8, 8, 23*	GIGUERE	11,438
62	2/21	SAN JOSE	1-0 W	18-31-8-5/49	10	GIGUERE	12,973
63	2/23	@ SAN JOSE	1-3 L	18-32-8-5/49	8	GIGUERE	17,496
64	2/25	COLUMBUS	2-5 L	18-33-8-5/49	12, 9	GIGUERE	12,308
65	2/28	DETROIT	1-3 L	18-34-8-5/49	13	GIGUERE	15,761
66	3/2	DALLAS	2-5 L	18-35-8-5/49	10, 17	GIGUERE	14,660
67	3/4	LOS ANGELES	4-0 W	19-35-8-5/51	32, 8, 9, 9	GIGUERE	*17,174
68	3/7	MONTREAL	4-2 W	20-35-8-5/53	9, 17, 9, 15	GIGUERE	12,568
69	3/9	CHICAGO	3-1 W	21-35-8-5/55	9, 10, 9*	GIGUERE	13,492
70	3/11	NASHVILLE	1-0 W (OT)	22-35-8-5/57	25	GIGUERE	13,888
71	3/13	@ WASHINGTON	2-0 W	23-35-8-5/59	26, 15	GIGUERE	14,502
72	3/14	@ TORONTO	2-3 L	23-36-8-5/59	9, 9	GIGUERE	19,038
73	3/16	@ OTTAWA	1-4 L	23-37-8-5/59	40	GIGUERE	18,500
74	3/18	@ CHICAGO	4-1 W	24-37-8-5/61	11, 19, 16, 26*	GIGUERE	15,014
75	3/21	@ DALLAS	0-8 L	24-38-8-5/61	NONE	GIGUERE/NAUMENKO	17,001
76	3/24	@ LOS ANGELES	3-3 T (OT)	24-38-9-5/62	27, 13, 10+	GIGUERE	18,118
77	3/29	@ SAN JOSE	4-7 L	24-39-9-5/62	9, 9, 13, 9	GIGUERE	17,496
78	3/30	@ VANCOUVER	2-2 T (OT)	24-39-10-5/63	11, 9	GIGUERE	18,422
79	4/1	VANCOUVER	2-1 W	25-39-10-5/65	27, 18	GIGUERE	16,006
80	4/4	@ COLORADO	1-1 T (OT)	25-39-11-5/66	9	GIGUERE	18,007
81	4/6	PHOENIX	2-5 L	25-40-11-5/66	32, 9	NAUMENKO	16,082
82	4/8	SAN JOSE	1-4 L	25-41-11-5/66	10	GIGUERE	*17,174

GOAL KEY: UNDERLINE = POWER PLAY GOAL. \* = SHORTHANDED GOAL. BOLD = GAME-WINNING GOAL. + = GAME-TYING GOAL. \$ = EMPTY NET GOAL. ITALIC = PENALTY SHOT GOAL. ^ = SELLOUT AT THE ARROWHEAD POND OF ANAHEIM. WHEN TWO GOALTENDERS PLAY IN ONE GAME, ALL CAPS RECEIVED DECISION.

# 1999-00 MIGHTY DUCKS OF ANAHEIM



**Front Row (sitting) L-R:** Dominic Roussel, Assistant General Manager David McNab, President and General Manager Pierre Gauthier, Alternate Captain Teemu Selanne, Captain Paul Kariya, Alternate Captain Kevin Haller, Chairman and Governor Tony Tavares, Head Coach Craig Hartsburg, Guy Hebert. **Second Row L-R:** Assistant Equipment Manager John Allaway, Equipment Manager Mark O'Neill, Assistant Coach George Burnett, Jeff Nielsen, Matt Cullen, Marty McInnis, Ted Donato, Assistant Coach Newell Brown, Head Athletic Trainer Chris Phillips, Assistant Athletic Trainer Greg Thayer. **Third Row L-R:** Kip Miller, Tony Hrkac, Pascal Trepanier, Ruslan Salei, Oleg Tverdovsky, Fredrik Olausson, Niclas Havelid, Jorgen Jonsson, Ladislav Kohn. **Top Row L-R:** Mike Leclerc, Antti Aalto, Pavel Trnka, Stu Grimson, Steve Rucchin, Ed Ward, Jason Marshall, Vitaly Vishnevski.

## 1999-00 SEASON:

The Mighty Ducks finished 34-33-12-3 for 83 points...Anaheim went 3-2-0-1 in the last six games, 7-5-2-2 in the last 16 games and 14-10-6-2 in its last 32 contests...the Ducks were 19-13-7-2 at home, including 6-0-2-2 in their last 10 games... Anaheim was 7-1-3-2 in the last 13, and 12-7-3-2 in the last 24 games @ the Arrowhead Pond... the Ducks finished 15-20-5-1 on the road, including 7-7-3-1 in their last 18 road games...Anaheim had a five-game road unbeaten streak (3-0-2-0) snapped Feb. 12 @ STL, tying for the club's longest road unbeaten streak (done four other times)... the Ducks' five-game road winning streak from Nov. 26-Dec. 26 set a new club-record (old record was four games)...Oleg Tverdovsky was the only

Duck to play in all 82 games, while also leading all team defensemen in points (51)...Paul Kariya ranked fourth in the NHL in scoring with 86 points (leading the Ducks), despite missing eight games due to injury...Teemu Selanne finished the 1999-2000 season ranked fifth in the NHL in scoring with 85 points...despite missing 11 games due to injury, Steve Rucchin ranked second in the NHL in total faceoff wins (1,066- behind only Adam Oates)...defenseman Fredrik Olausson announced his retirement following the club's last game, finishing his final NHL season with 15-19=34 points in 70 games...Guy Hebert had most of the work in goal, playing in 68 games...he appeared in his 400th game as a Mighty Duck in the season finale Apr. 9 vs. Los Angeles.

# 1999-00 GAME-BY-GAME

GAME	DATE	OPPONENT	RESULT	RECORD/PTS.	DUCKS GOALS (BY #)	ANA. GOALTENDER(S)	ATTENDANCE	
1	10/2	@ DALLAS	0-2 L	0-1-0-0/0	NONE	HEBERT	17,001	
2	10/5	@ PHOENIX	0-4 L	0-2-0-0/0	NONE	HEBERT/ROUSSEL	15,780	
3	10/8	DALLAS	3-0 W	1-2-0-0/2	5, 8, 10	HEBERT	▲17,174	
4	10/11	SAN JOSE	5-3 W	2-2-0-0/4	17, 2, 10, 16, 20S	HEBERT	13,571	
5	10/13	@ NEW JERSEY	2-3 L	2-3-0-0/4		HEBERT	11,109	
6	10/15	@ TAMPA BAY	3-2 W	3-3-0-0/6		ROUSSEL	11,616	
7	10/16	@ FLORIDA	2-3 L (OT)	3-3-0-1/7		HEBERT	14,854	
8	10/19	@ WASHINGTON	7-1 W	4-3-0-1/9	7, 8, 12, 17, 8, 14, 12	HEBERT	10,522	
9	10/21	@ CHICAGO	5-5 T (OT)	4-3-1-1/10	18, 9, 14, 16, 8+	HEBERT	14,093	
10	10/24	BOSTON	2-3 L	4-4-1-1/10		HEBERT	14,712	
11	10/27	PITTSBURGH	2-1 W (OT)	5-4-1-1/12		ROUSSEL	13,683	
12	10/29	WASHINGTON	5-2 W	6-4-1-1/14		HEBERT	13,586	
13	10/31	PHOENIX	0-3 L	6-5-1-1/14	NONE	HEBERT	13,896	
14	11/3	PHILADELPHIA	3-3 T (OT)	6-5-2-1/15		ROUSSEL	13,898	
15	11/7	EDMONTON	3-1 W	7-5-2-1/17		HEBERT	13,555	
16	11/9	@ TORONTO	2-0 W	8-5-2-1/19		16, 9S	HEBERT	19,148
17	11/11	@ MONTREAL	1-2 L	8-6-2-1/19		HEBERT	20,573	
18	11/13	@ OTTAWA	2-4 L	8-7-2-1/19		9, 19	HEBERT	18,500
19	11/15	@ DETROIT	3-6 L	8-8-2-1/19		21, 9, 19	ROUSSEL	19,983
20	11/17	CALGARY	2-1 W	9-8-2-1/21		14, 29	HEBERT	12,928
21	11/19	CHICAGO	4-2 W	10-8-2-1/23		16, 20, 28, 2	HEBERT	15,264
22	11/22	MONTREAL	1-2 L	10-9-2-1/23		21	HEBERT	12,496
23	11/24	NEW JERSEY	1-2 L	10-10-2-1/23		2	HEBERT	13,474
24	11/26	@ DALLAS	4-2 W	11-10-2-1/25		15, 8, 8, 8	HEBERT	17,001
25	11/27	@ NASHVILLE	4-3 W	12-10-2-1/27		20, 9, 20	HEBERT	17,113
26	12/1	TAMPA BAY	2-4 L	12-11-2-1/27		9, 12	HEBERT	12,047
27	12/3	LOS ANGELES	1-1 T (OT)	12-11-3-1/28		7+	HEBERT	▲17,174
28	12/4	@ PHOENIX	2-1 W	13-11-3-1/30		33, 21	HEBERT	14,904
29	12/8	VANCOUVER	2-2 T (OT)	13-11-4-1/31		9, 20+	HEBERT	12,488
30	12/10	COLORADO	1-2 L	13-12-4-1/31		24	HEBERT	13,927
31	12/12	ATLANTA	4-1 W	14-12-4-1/33		8, 12, 29, 8S	ROUSSEL	12,886
32	12/15	@ COLORADO	4-2 W	15-12-4-1/35		19, 19, 21, 8	ROUSSEL	18,007
33	12/17	CHICAGO	2-0 W	16-12-4-1/37		28, 24	HEBERT	12,623
34	12/19	DETROIT	3-1 W	17-12-4-1/39		33, 17, 9	HEBERT	16,538
35	12/22	PHOENIX	2-8 L	17-13-4-1/39		9, 19	HEBERT/ROUSSEL	14,315
36	12/26	@ SAN JOSE	1-0 W	18-13-4-1/41		8	ROUSSEL	17,483
37	12/27	@ EDMONTON	1-4 L	18-14-4-1/41		15	ROUSSEL	17,100
38	12/29	@ CALGARY	1-3 L	18-15-4-1/41		21	HEBERT	15,511
39	12/31	@ DALLAS	4-5 L	18-16-4-1/41		17, 9, 9*, 21	HEBERT	17,001
40	1/5	FLORIDA	1-5 L	18-17-4-1/41		19	HEBERT/ROUSSEL	13,024
41	1/7	@ CAROLINA	4-4 T (OT)	18-17-5-1/42		8, 16*, 33, 19	ROUSSEL	12,002
42	1/8	@ DETROIT	3-5 L	18-18-5-1/42		12, 9*, 32	HEBERT	19,983
43	1/12	OTTAWA	0-2 L	18-19-5-1/42		NONE	HEBERT	12,501
44	1/14	ST. LOUIS	3-1 W	19-19-5-1/44		16, 9, 29	HEBERT	14,906
45	1/15	@ PHOENIX	2-4 L	19-20-5-1/44		2, 9	HEBERT	16,210
46	1/17	BUFFALO	0-5 L	19-21-5-1/44		NONE	ROUSSEL	13,617
47	1/19	DALLAS	3-1 W	20-21-5-1/46		14, 9, 9S	HEBERT	13,723
48	1/21	COLORADO	3-3 T (OT)	20-21-6-1/47		10, 9, 8+	HEBERT	▲17,174
49	1/22	@ SAN JOSE	3-4 L	20-22-6-1/47		8, 9, 9	HEBERT	17,483
50	1/26	NY ISLANDERS	2-4 L	20-23-6-1/47		8, 9	HEBERT	12,790
51	1/29	@ PITTSBURGH	7-1 W	21-23-6-1/49		8, 14, 9, 17, 20, 9, 15	HEBERT	17,124
52	1/31	@ BOSTON	4-2 W	22-23-6-1/51		9, 8, 8, 9	HEBERT	15,689
53	2/1	@ BUFFALO	2-2 T (OT)	22-23-7-1/52		2, 20+	HEBERT	18,690
54	2/3	@ PHILADELPHIA	3-3 T (OT)	22-23-8-1/53		10, 19, 8	HEBERT	19,742
55	2/8	@ LOS ANGELES	5-3 W	23-23-8-1/55		17, 6, 10, 20, 9	HEBERT	18,118
56	2/9	DALLAS	3-5 L	23-24-8-1/55		2, 17, 9	HEBERT	13,684
57	2/12	@ ST. LOUIS	3-6 L	23-25-8-1/55		11, 9, 9	HEBERT	20,216
58	2/14	@ CHICAGO	4-3 W	24-25-8-1/57		17, 20, 11, 21	ROUSSEL	13,737
59	2/16	CALGARY	6-5 W (OT)	25-25-8-1/59		5, 20, 9, 20, 2, 10	HEBERT	12,956
60	2/18	SAN JOSE	4-4 T (OT)	25-25-9-1/60		17, 8, 10, 24	HEBERT	16,868
61	2/21	ST. LOUIS	2-4 L	25-26-9-1/60		21, 24	ROUSSEL	13,346
62	2/23	VANCOUVER	4-4 T (OT)	25-26-10-1/61		10, 8, 20, 29+	ROUSSEL	12,682
63	2/27	EDMONTON	3-2 W	26-26-10-1/63		16, 2, 5	HEBERT	▲17,174
64	2/29	@ SAN JOSE	4-2 W	27-26-10-1/65		17, 16, 10, 12	HEBERT	17,483
65	3/2	@ VANCOUVER	1-3 L	27-27-10-1/65		11	HEBERT	13,918
66	3/3	@ CALGARY	1-4 L	27-28-10-1/65		11	HEBERT/ROUSSEL	16,430
67	3/5	NASHVILLE	1-0 W	28-28-10-1/67		22	HEBERT	13,601
68	3/8	NY RANGERS	3-4 L (OT)	28-28-10-2/68		15, 20, 8	HEBERT	13,565
69	3/11	@ ST. LOUIS	1-1 T (OT)	28-28-11-2/69		2+	HEBERT/ROUSSEL	20,274
70	3/14	@ COLORADO	2-4 L	28-29-11-2/69		10, 21	ROUSSEL	18,007
71	3/15	LOS ANGELES	2-2 T (OT)	28-29-12-2/70		20, 10	HEBERT	▲17,174
72	3/17	SAN JOSE	4-2 W	29-29-12-2/72		8, 2, 10, 8S	HEBERT	16,573
73	3/19	DETROIT	3-1 W	30-29-12-2/74		2, 2, 9	HEBERT	▲17,174
74	3/21	@ LOS ANGELES	5-2 W	31-29-12-2/76		21, 14, 11, 29, 9	HEBERT	17,494
75	3/22	@ EDMONTON	1-2 L	31-30-12-2/76		33	HEBERT	15,673
76	3/24	@ VANCOUVER	1-8 L	31-31-12-2/76		9	HEBERT/ROUSSEL	18,422
77	3/26	PHOENIX	4-3 W (OT)	32-31-12-2/78		8, 8, 2, 10	HEBERT	▲17,174
78	4/1	@ LOS ANGELES	1-2 L	32-32-12-2/78		8	HEBERT	18,118
79	4/3	NASHVILLE	3-1 W	33-32-12-2/80		20, 22, 11	HEBERT	15,759
80	4/5	@ CHICAGO	2-5 L	33-33-12-2/80		24, 9	HEBERT	15,112
81	4/7	@ NASHVILLE	5-1 W	34-33-12-2/82		20, 9*, 14, 20, 9	HEBERT	17,113
82	4/9	LOS ANGELES	3-4 L (OT)	34-33-12-3/83		9, 8, 8	HEBERT	▲17,174

GOAL KEY: UNDERLINE = POWER PLAY GOAL, \* = SHORTHANDED GOAL, BOLD = GAME-WINNING GOAL, += GAME-TYING GOAL, \$ = EMPTY NET GOAL, ITALIC = PENALTY SHOT GOAL ▲ = SELLOUT AT THE ARROWHEAD POND OF ANAHEIM. WHEN TWO GOALTENDERS PLAY IN ONE GAME, ALL CAPS RECEIVED DECISION.



# 1998-99 MIGHTY DUCKS OF ANAHEIM



**Front Row (sitting) L-R:** Dominic Roussel, Assistant Coach George Burnett, Assistant General Manager David McNab, President and General Manager Pierre Gauthier, Alternate Captain Teemu Selanne, Captain Paul Kariya, Alternate Captain Kevin Haller, Chairman and Governor Tony Tavares, Head Coach Craig Hartsburg, Assistant Coach Newell Brown, Guy Hebert. **Second Row L-R:** Assistant Trainer Greg Thayer, Head Trainer Greg Smith, Ted Drury, Matt Cullen, Steve Rucchin, Jason Marshall, Ruslan Salei, Goaltending Coach Francois Allaire, Head Equipment Manager Mark O'Neill, Assistant Equipment Manager John Allaway. **Third Row L-R:** Jeff Nielsen, Fredrik Olausson, Tomas Sandstrom, Travis Green, Johan Davidsson, Pascal Trepanier, Marty McInnis. **Top Row L-R:** Antti Aalto, Dan Trebil, Stu Grimson, Jim McKenzie, Jamie Pushor, Pavel Trnka.

## POSTSEASON NOTES IN PLAYOFF SECTION

### 1998-99 SEASON:

The Mighty Ducks finished the season with a mark of 35-34-13 for 83 points, good for sixth in the Western Conference...the Ducks were a franchise-high five games over .500 five times (latest being a 34-29-12 record after a 2-2 tie @ the NYI on Apr. 3)...the club's 83 points were 18 more than they had in 1997-98 (65 points), the third largest increase in the NHL... Anaheim lost only 12 of its last 34 games (18-12-4) and finished one win shy of equaling the club-record for wins in one season...the club led the league in power play percentage with a 22.0% mark (83-for-378)...the Ducks' 79 PPG's from Nov. 1 through the end of the regular season were 15 more than anyone else in the NHL...Anaheim was 28-3-7 when leading after two periods...home record was 21-14-6 (7-3-2 in last 12)...

the Ducks established a club-record seven-game winning streak from Feb. 20-Mar. 7...Paul Kariya and Teemu Selanne combined to average 2.66 points-per-game, leading the league...Teemu Selanne's 47 goals earned him the first-ever Maurice "The Rocket" Richard Trophy, awarded to the NHL's highest goal scorer...Paul Kariya's 429 shots were the second-highest total in NHL history...Fredrik Olausson set club-records for defensemen in goals (16), assists (40) & points (56)...Guy Hebert and Dominic Roussel combined for a .921 SV%, the second-highest in the league...Hebert received most of the workload, ranking second in the NHL in games (68), and second in minutes (4083), while also ranking eighth in wins (31), and tied-for-fourth in shutouts (6)...Kevin Haller and Paul Kariya were the only two players to appear in all 82 regular season games.

# 1998-99 GAME-BY-GAME

GAME	DATE	OPPONENT	RESULT	RECORD/PTS.	DUCKS GOALS (BY #)	ANA. GOALTENDER(S)	ATTENDANCE
1	10/10	@ WASHINGTON	0-1 L	0-1-0/0	NONE	ROUSSEL	19,740
2	10/11	@ PHILADELPHIA	1-4 L	0-2-0/0	9	HEBERT	19,519
3	10/13	@ MONTREAL	0-1 L	0-3-0/0	NONE	HEBERT	20,046
4	10/15	@ CHICAGO	5-3 W	1-3-0/2	8, 25, 9*, 17, 8	HEBERT	14,710
5	10/21	BOSTON	3-0 W	2-3-0/4	33, 9, 2	HEBERT	^17,174
6	10/25	PHOENIX	2-2 T (OT)	2-3-1/5	8, 20+	HEBERT	16,113
7	10/28	TAMPA BAY	5-3 W	3-3-1/7	9, 17, 32, 32, 85	HEBERT	13,963
8	10/30	@ DALLAS	3-3 T (OT)	3-3-2/8	9, 20, 8+	HEBERT	16,528
9	10/31	@ ST. LOUIS	2-2 T (OT)	3-3-3/9	8, 9	HEBERT	13,941
10	11/4	ST. LOUIS	1-3 L	3-4-3/9	17	HEBERT	14,710
11	11/6	SAN JOSE	2-2 T (OT)	3-4-4/10	17, 24	HEBERT	15,958
12	11/8	DETROIT	2-3 L	3-5-4/10	17, 16	HEBERT	^17,174
13	11/11	CAROLINA	5-4 W (OT)	4-5-4/12	16, 8, 33, 9, 20	HEBERT	14,668
14	11/13	@ VANCOUVER	2-5 L	4-6-4/12	16, 20	ROUSSEL	15,582
15	11/14	@ CALGARY	1-0 W	5-6-4/14	25	HEBERT	16,288
16	11/16	LOS ANGELES	3-1 W	6-6-4/16	39*, 22, 95	HEBERT	16,067
17	11/18	NY RANGERS	3-1 W	7-6-4/18	20, 16, 95	HEBERT	15,245
18	11/20	EDMONTON	2-3 L (OT)	7-7-4/18	14, 9	HEBERT	16,367
19	11/22	CHICAGO	4-1 W	8-7-4/20	32, 16, 20, 14	HEBERT	16,423
20	11/25	@ DETROIT	2-5 L	8-8-4/20	9, 9	HEBERT	19,983
21	11/27	@ NASHVILLE	1-3 L	8-9-4/20	9	ROUSSEL	17,298
22	11/29	@ CAROLINA	1-3 L	8-10-4/20	39	HEBERT	6,871
23	12/1	@ PITTSBURGH	4-4 T (OT)	8-10-5/21	39, 2, 20, 39	HEBERT	11,314
24	12/3	@ CHICAGO	1-4 L	8-11-5/21	14	HEBERT	16,149
25	12/6	@ SAN JOSE	2-1 W	9-11-5/23	11, 16	HEBERT	16,321
26	12/9	VANCOUVER	4-4 T (OT)	9-11-6/24	22, 20, 22, 16	HEBERT	14,100
27	12/11	WASHINGTON	1-0 W	10-11-6/26	16	HEBERT	14,631
28	12/13	LOS ANGELES	3-0 W	11-11-6/28	8, 8, 9	HEBERT	^17,174
29	12/16	NASHVILLE	6-1 W	12-11-6/30	4, 8, 39, 39, 20, 8	HEBERT	14,222
30	12/18	NY ISLANDERS	2-2 T (OT)	12-11-7/31	8, 2	HEBERT	14,419
31	12/21	COLORADO	2-4 L	12-12-7/31	8, 39	HEBERT	16,568
32	12/22	@ COLORADO	1-0 W	13-12-7/33	19	ROUSSEL	16,061
33	12/28	@ OTTAWA	2-2 T (OT)	13-12-8/34	2, 16*	ROUSSEL	18,500
34	12/30	@ TORONTO	1-4 L	13-13-8/34	8	HEBERT	15,726
35	1/1	@ BUFFALO	7-2 W	14-13-8/36	20, 24, 20, 8, 39, 8, 8	HEBERT	18,595
36	1/2	@ BOSTON	1-2 L	14-14-8/36	8	HEBERT	17,565
37	1/4	@ NASHVILLE	1-2 L	14-15-8/36	2	HEBERT	13,507
38	1/6	BUFFALO	2-3 L (OT)	14-16-8/36	20, 8	HEBERT	15,002
39	1/8	PHOENIX	4-1 W	15-16-8/38	2, 20, 9	ROUSSEL	16,308
40	1/10	EDMONTON	6-4 W	16-16-8/40	2, 9, 39, 8, 8, 11*	ROUSSEL/HEBERT	^17,174
41	1/13	CALGARY	1-2 L	16-17-8/40	2	HEBERT	13,542
42	1/15	DALLAS	1-3 L	16-18-8/40	2	HEBERT	17,150
43	1/18	PITTSBURGH	5-3 W	17-18-8/42	2, 16, 17, 16, 95	HEBERT	15,016
44	1/20	NEW JERSEY	3-4 L	17-19-8/42	9, 20, 18	ROUSSEL	14,027
45	1/21	@ PHOENIX	3-3 T (OT)	17-19-9/43	18, 16, 9	ROUSSEL	16,210
46	1/27	COLORADO	3-4 L	17-20-9/43	20, 8, 20	HEBERT	15,011
47	1/28	@ COLORADO	2-6 L	17-21-9/43	16, 11	HEBERT	16,061
48	1/30	@ EDMONTON	0-1 L	17-22-9/43	NONE	HEBERT	17,100
49	2/3	CHICAGO	3-0 W	18-22-9/45	9, 11, 165	HEBERT	15,254
50	2/5	@ TAMPA BAY	5-3 W	19-22-9/47	11, 9, 20, 2, 9	HEBERT	10,672
51	2/6	@ ST. LOUIS	4-3 W	20-22-9/49	11, 16, 2, 27	HEBERT	20,290
52	2/10	PHILADELPHIA	5-4 W	21-22-9/51	8, 2, 8, 20, 2	HEBERT	16,357
53	2/12	DALLAS	2-3 L	21-23-9/51	8, 17	HEBERT	16,220
54	2/14	@ PHOENIX	5-1 W	22-23-9/53	8, 20, 18, 20, 33	HEBERT	16,210
55	2/15	@ LOS ANGELES	3-1 W	23-23-9/55	17, 17, 95	HEBERT	14,664
56	2/17	EDMONTON	2-6 L	23-24-9/55	8, 20	HEBERT/ROUSSEL	14,540
57	2/19	@ CALGARY	3-6 L	23-25-9/55	8, 17, 8	HEBERT	16,347
58	2/20	@ VANCOUVER	5-1 W	24-25-9/57	39, 8, 8, 9, 16	HEBERT	18,422
59	2/24	@ EDMONTON	2-1 W	25-25-9/59	8, 9	ROUSSEL	16,001
60	2/26	SAN JOSE	3-1 W	26-25-9/61	20, 8, 39	HEBERT	^17,174
61	2/27	@ SAN JOSE	4-1 W	27-25-9/63	8, 39, 9, 5	HEBERT	17,483
62	3/3	LOS ANGELES	2-1 W	28-25-9/65	11, 8	HEBERT	^17,174
63	3/5	NASHVILLE	3-2 W	29-25-9/67	19, 8, 19	ROUSSEL	15,839
64	3/7	DETROIT	3-1 W	30-25-9/69	16, 20*, 17	HEBERT	^17,174
65	3/10	VANCOUVER	4-4 T (OT)	30-25-10/70	18, 9, 8, 9	HEBERT	14,199
66	3/12	@ DALLAS	0-4 L	30-26-10/70	NONE	HEBERT/ROUSSEL	16,528
67	3/13	@ PHOENIX	0-1 L	30-27-10/70	NONE	HEBERT	16,210
68	3/17	OTTAWA	2-2 T (OT)	30-27-11/71	27, 11	HEBERT	16,026
69	3/18	@ LOS ANGELES	4-2 W	31-27-11/73	23, 8, 9, 8	HEBERT	12,037
70	3/21	FLORIDA	2-5 L	31-28-11/73	8, 18	HEBERT	16,434
71	3/26	DALLAS	5-1 W	32-28-11/75	16, 11, 8, 8, 9	HEBERT	16,533
72	3/28	CALGARY	5-1 W	33-28-11/77	9, 8, 19, 9, 33	HEBERT	15,975
73	3/31	@ NEW JERSEY	1-7 L	33-29-11/77	9	HEBERT/ROUSSEL	17,239
74	4/2	@ N.Y. RANGERS	4-1 W	34-29-11/79	8, 39, 8, 9	HEBERT	18,200
75	4/3	@ N.Y. ISLANDERS	2-2 T (OT)	34-29-12/80	2, 11+	ROUSSEL	12,297
76	4/5	@ DETROIT	2-3 L	34-30-12/80	17, 11	HEBERT	19,983
77	4/7	@ DALLAS	1-5 L	34-31-12/80	9	ROUSSEL/HEBERT	16,928
78	4/9	SAN JOSE	1-4 L	34-32-12/80	17	HEBERT	^17,174
79	4/11	PHOENIX	3-0 W	35-32-12/82	9, 19, 85	HEBERT	^17,174
80	4/14	ST. LOUIS	1-3 L	35-33-12/82	9	HEBERT	16,510
81	4/15	@ LOS ANGELES	3-4 L (OT)	35-34-12/82	17, 2, 8	ROUSSEL	14,669
82	4/17	@ SAN JOSE	3-3 T (OT)	35-34-13/83	33, 9, 17	ROUSSEL	17,483

GOAL KEY: UNDERLINE = POWER PLAY GOAL, \* = SHORTHANDED GOAL, BOLD = GAME-WINNING GOAL, + = GAME-TYING GOAL, \$ = EMPTY NET GOAL, ITALIC = PENALTY SHOT GOAL, ^ = SELLOUT AT THE ARROWHEAD POND OF ANAHEIM. WHEN TWO GOALTENDERS PLAY IN ONE GAME, ALL CAPS RECEIVED DECISION.

# 1997-98 MIGHTY DUCKS OF ANAHEIM



**Front Row (sitting) L-R:** Mikhail Shtalenkov, Assistant Coach Don Hay, Assistant General Manager David McNab, President Tony Tavares, Alternate Captain Teemu Selanne, Captain Paul Kariya, Alternate Captain David Karpa, Vice President/General Manager Jack Ferreira, Head Coach Pierre Pagé, Assistant Coach Walt Kyle, Guy Hebert. **Second Row L-R:** Head Athletic Trainer Greg Smith, Goaltending Consultant François Alliare, Scott Young, Tomas Sandstrom, Steve Rucchin, Brent Severyn, Doug Houda, Tom Askey, Equipment Manager Mark O'Neill, Assistant Equipment Manager John Allaway. **Third Row L-R:** Massage Therapist John Worth, Strength & Conditioning Coach Todd Norman, Ted Drury, Drew Bannister, Shawn Antoski, Jamie Pushor, Jason Marshall, Travis Green, Assistant Trainer Greg Thayer. **Top Row L-R:** Josef Marha, Mike Leclerc, Matt Cullen, Pavel Trnka, Ruslan Salei, Jeremy Stevenson, J.F. Jomphe, Jeff Nielsen. **Unavailable for photo:** Frank Banham.

## 1997-98 SEASON:

The Ducks finished the season 26-43-13 for 65 points...the club went 6-7-4 over the last 17 games...Anaheim enjoyed the most success vs. the Atlantic Division, going 7-3-4 (.643 winning percentage) - marking the second best winning percentage vs. any division in franchise history (record is 66.7%, set in 1995-96 when the Ducks went 8-4-0 vs. the Northeast)...Anaheim had three players that ranked among NHL league leaders (including rookie leaders) in several categories (Selanne, Rucchin & Cullen)...the Mighty Ducks and Vancouver Canucks opened up their '97-98


NHL regular seasons with a two-game set in Tokyo on Oct. 3-4. The games marked the first NHL regular season contests outside of North America... Teemu Selanne's sensational season included an 11-game goal scoring streak, three hat tricks, 10 game-winning goals, a club-record 13 goals in a month (November), a hat trick in the All-Star game, a Bronze Medal at the Winter Olympics, and a league-leading 52 goals (tied with Peter Bondra)... Selanne also became just the fourth player in NHL history to record at least 25% of his teams goals in one season...Paul Kariya suffered a season-ending concussion on Feb. 1 vs. Chicago and appeared in only 22 games on the season.

# 1997-98 GAME-BY-GAME

GAME	DATE	OPPONENT	RESULT	RECORD/PTS.	DUCKS GOALS (BY #)	ANA. GOALTENDER(S)	ATTENDANCE
1	10/3	@ VANCOUVER (JAPAN)	2-3 L	0-1-0/0	48, 11	HEBERT	10,500
2	10/4	VANCOUVER (JAPAN)	3-2 W	1-1-0/2	8, 17, 36	SHTALENKOV	10,500
3	10/10	OTTAWA	1-1 T (OT)	1-1-1/3	21+	HEBERT	17,174
4	10/13	BOSTON	0-3 L	1-2-1/3	NONE	HEBERT	16,486
5	10/15	PHILADELPHIA	2-2 T (OT)	1-2-2/4	16, 17+	SHTALENKOV	17,121
6	10/17	EDMONTON	2-1 W	2-2-2/6	29, 15	HEBERT	16,565
7	10/19	N.Y. ISLANDERS	2-5 L	2-3-2/6	15, 21	HEBERT, SHTALENKOV	17,112
8	10/21	@ PHOENIX	4-3 W	3-3-2/8	12, 8, 13, 10	SHTALENKOV	13,779
9	10/22	DETROIT	1-4 L	3-4-2/8	8	HEBERT	17,053
10	10/25	@ N.Y. ISLANDERS	4-2 W	4-4-2/10	17, 15, 8, 48*	SHTALENKOV	14,523
11	10/26	@ N.Y. RANGERS	3-3 T (OT)	4-4-3/11	8, 8, 8+	HEBERT	18,200
12	10/28	@ TORONTO	2-2 T (OT)	4-4-4/12	21, 8+	SHTALENKOV	15,707
13	10/30	@ BOSTON	3-0 W	5-4-4/14	8, 10, 8	HEBERT	13,153
14	11/2	@ DETROIT	3-4 L	5-5-4/14	8, 20, 15	SHTALENKOV	19,983
15	11/5	TAMPA BAY	5-2 W	6-5-4/16	13, 13, 8, 17, 8	HEBERT	17,067
16	11/7	@ CALGARY	4-3 W (OT)	7-5-4/18	8, 24, 48, 48	HEBERT	16,487
17	11/8	@ VANCOUVER	3-2 W	8-5-4/20	48, 24, 8	SHTALENKOV	18,422
18	11/10	SAN JOSE	4-6 L	8-6-4/20	8, 8, 8, 23	HEBERT	17,174
19	11/12	MONTREAL	3-4 L (OT)	8-7-4/20	12, 14*, 24	HEBERT	17,174
20	11/14	VANCOUVER	3-3 T (OT)	8-7-5/21	8, 8, 13*	SHTALENKOV	17,174
21	11/16	DALLAS	0-4 L	8-8-5/21	NONE	SHTALENKOV	17,174
22	11/18	@ SAN JOSE	2-4 L	8-9-5/21	20, 12	HEBERT	16,645
23	11/19	CHICAGO	0-4 L	8-10-5/21	NONE	HEBERT	16,641
24	11/22	@ ST. LOUIS	2-0 W	9-10-5/23	40, 19	HEBERT	20,184
25	11/24	@ DALLAS	0-5 L	9-11-5/23	NONE	HEBERT, SHTALENKOV	15,851
26	11/26	NEW JERSEY	2-0 W	10-11-5/25	18, 20S	HEBERT	17,174
27	11/28	@ EDMONTON	3-1 W	11-11-5/27	8, 14*, 40	HEBERT	17,099
28	11/29	@ CALGARY	2-3 L (OT)	11-12-5/27	8, 8	SHTALENKOV	18,334
29	12/2	@ TORONTO	3-3 T (OT)	11-12-6/28	17, 14, 24+	HEBERT	15,620
30	12/3	@ BUFFALO	0-4 L	11-13-6/28	NONE	HEBERT	11,654
31	12/6	@ PITTSBURGH	2-5 L	11-14-6/28	8, 17*	HEBERT	15,216
32	12/10	PITTSBURGH	0-3 L	11-15-6/28	NONE	SHTALENKOV	17,036
33	12/12	WASHINGTON	6-4 W	12-15-6/30	8, 20, 36, 9, 8, 9S	HEBERT	17,174
34	12/17	TORONTO	2-6 L	12-16-6/30	40, 9	HEBERT	16,807
35	12/19	PHOENIX	2-6 L	12-17-6/30	9, 14	SHTALENKOV, HEBERT	16,560
36	12/21	SAN JOSE	2-4 L	12-18-6/30	8, 8	HEBERT	17,174
37	12/22	CALGARY	5-1 W	13-18-6/32	8, 12, 8, 19, 15	SHTALENKOV	16,975
38	12/27	@ ST. LOUIS	5-5 T (OT)	13-18-7/33	8, 16, 16, 9, 48	SHTALENKOV, HEBERT	20,381
39	12/28	@ CHICAGO	0-2 L	13-19-7/33	NONE	HEBERT	21,266
40	12/30	@ CAROLINA	1-2 L	13-20-7/33	8	HEBERT	8,309
41	1/1	@ WASHINGTON	2-3 L	13-21-7/33	7, 18	HEBERT	19,011
42	1/3	@ TAMPA BAY	4-1 W	14-21-7/35	18, 9, 14, 20	HEBERT	14,221
43	1/4	@ FLORIDA	3-3 T (OT)	14-21-8/36	9, 20*, 8+	HEBERT	14,703
44	1/7	BUFFALO	2-3 L	14-22-8/36	9, 13	HEBERT/SHTALENKOV	17,049
45	1/9	EDMONTON	1-5 L	14-23-8/36	14	HEBERT	17,174
46	1/11	DALLAS	2-1 W (OT)	15-23-8/38	19, 14	HEBERT	17,154
47	1/12	@ LOS ANGELES	2-3 L (OT)	15-24-8/38	18, 9	HEBERT	16,005
48	1/14	COLORADO	0-2 L	15-25-8/38	NONE	HEBERT	17,174
49	1/21	FLORIDA	8-3 W	16-25-8/40	9, 14, 9, 8, 9, 45, 16, 8	SHTALENKOV	17,001
50	1/22	@ COLORADO	4-3 W	17-25-8/42	20, 16, 15, 9	SHTALENKOV	16,061
51	1/24	LOS ANGELES	3-3 T (OT)	17-25-9/43	8, 20, 9+	HEBERT	17,174
52	1/27	@ SAN JOSE	2-4 L	17-26-9/43	8, 9	SHTALENKOV	16,878
53	1/28	CALGARY	2-5 L	17-27-9/43	10, 48	HEBERT	16,758
54	2/1	CHICAGO	4-3 W (OT)	18-27-9/45	9, 9, 8, 8	HEBERT	17,174
55	2/4	NY RANGERS	3-2 W	19-27-9/47	20, 8, 8	HEBERT	17,174
56	2/7	LOS ANGELES	2-5 L	19-28-9/47	39, 45	HEBERT	17,174
57	2/25	@ VANCOUVER	2-5 L	19-29-9/47	33, 52	HEBERT	18,422
58	2/27	@ EDMONTON	4-0 W	20-29-9/49	20, 20, 23, 6*S	SHTALENKOV	17,099
59	3/1	ST. LOUIS	2-6 L	20-30-9/49	45, 48	SHTALENKOV/HEBERT	17,174
60	3/4	DETROIT	0-2 L	20-31-9/49	NONE	SHTALENKOV	17,174
61	3/6	SAN JOSE	0-3 L	20-32-9/49	NONE	HEBERT	17,174
62	3/8	CAROLINA	1-3 L	20-33-9/49	24	HEBERT/SHTALENKOV	17,174
63	3/9	@ LOS ANGELES	3-4 L (OT)	20-34-9/49	48*, 20, 8	SHTALENKOV	12,671
64	3/11	TORONTO	1-3 L	20-35-9/49	8	SHTALENKOV	17,174
65	3/13	@ DALLAS	3-6 L	20-36-9/49	29, 45, 10	SHTALENKOV/ASKEY	16,928
66	3/15	COLORADO	5-3 W	21-36-9/51	29, 17, 45, 10, 8S	SHTALENKOV	17,174
67	3/18	@ NEW JERSEY	0-3 L	21-37-9/51	NONE	SHTALENKOV	19,040
68	3/19	@ PHILADELPHIA	3-3 T (OT)	21-37-10/52	48, 8, 29+	SHTALENKOV	19,670
69	3/21	@ MONTREAL	5-4 W	22-37-10/54	29, 8, 48, 17, 8	SHTALENKOV	21,273
70	3/22	@ OTTAWA	5-2 W	23-37-10/56	29, 8, 20, 8, 8S	SHTALENKOV	17,177
71	3/25	@ CHICAGO	3-2 W	24-37-10/58	10, 48, 8	SHTALENKOV	18,438
72	3/26	@ DETROIT	3-3 T (OT)	24-37-11/59	39, 46, 7+	SHTALENKOV	19,983
73	3/28	@ COLORADO	3-5 L	24-38-11/59	10, 29, 23	SHTALENKOV/ASKEY	16,061
74	4/1	PHOENIX	1-5 L	24-39-11/59	20	SHTALENKOV/ASKEY	17,174
75	4/3	@ PHOENIX	3-6 L	24-40-11/59	20, 10, 20	SHTALENKOV	16,210
76	4/5	CALGARY	3-3 T (OT)	24-40-12/60	8, 39, 39+	ASKEY	17,174
77	4/8	EDMONTON	4-2 W	25-40-12/62	17, 10, 20, 8S	SHTALENKOV	17,174
78	4/9	@ SAN JOSE	2-5 L	25-41-12/62	10, 13	SHTALENKOV/ASKEY	17,483
79	4/13	COLORADO	2-2 T (OT)	25-41-13/63	22, 29+	ASKEY	17,174
80	4/15	@ EDMONTON	3-5 L	25-42-13/63	45, 10, 29	SHTALENKOV	17,099
81	4/18	@ LOS ANGELES	4-1 W	26-42-13/65	7, 38, 29, 10	SHTALENKOV	16,005
82	4/19	ST. LOUIS	3-5 L	26-43-13/65	38, 39, 19	ASKEY	17,174

GOAL KEY: UNDERLINE = POWER PLAY GOAL, \* = SHORTHANDED GOAL, BOLD = GAME-WINNING GOAL, \$ = GAME-TYING GOAL, S = EMPTY NET GOAL, ITALIC = PENALTY SHOT GOAL, ^ = SELLOUT AT THE ARROWHEAD POND OF ANAHEIM. WHEN TWO GOALTENDERS PLAY IN ONE GAME, ALL CAPS RECEIVED DECISION.X

# 1996-97 MIGHTY DUCKS OF ANAHEIM



**Front Row (sitting) L-R:** Mikhail Shtalenkov, Head Coach Ron Wilson, Assistant General Manager David McNab, President Tony Tavares, Alternate Captain Bobby Dollas, Captain Paul Kariya, Alternate Captain Teemu Selanne, Vice President/General Manager Jack Ferreira, Vice President of Business Affairs Kevin Gilmore, Milos Holan, Guy Hebert. **Second Row L-R:** Head Athletic Trainer/Physical Therapist Paddy Jarit, Equipment Manager Mark O'Neill, Assistant Coach Walt Kyle, J.J. Daigneault, Ken Baumgartner, Jari Kurri, Brian Bellows, Joe Sacco, Assistant Coach Tim Army, Goaltending Consultant Francois Allaire, Assistant Equipment Manager John Alloway. **Third Row L-R:** Massage Therapist Dan Garcia, Warren Rychel, Dmitri Mironov, Steve Rucchin, Mark Janssens, Ted Drury, David Karpa, Kevin Todd, Strength & Conditioning Coach Dana White. **Top Row L-R:** Richard Park, Darren Van Impe, Sean Pronger, Shawn Antoski, Jason Marshall, Dan Trebil, J.F. Jomphe, Peter LeBoutillier.

## POSTSEASON NOTES IN PLAYOFF SECTION

### 1996-97 SEASON:

**Final Record: 36-33-13, 85 points** (second, Pacific)...the clubs' first-ever winning season, earning the number four seed in the Western Conference playoffs and ninth-best record in the NHL...set a new club-record for points, overall wins, and home wins (23) in a season...had best record in West from Feb. 22-end of the season and the third-best record from Nov. 1-end of the season...home record was 23-12-6; road record was 13-21-7...Anaheim lost just three of its last 23 games, going 13-3-7 in that span, including a club-record 12-game unbeaten streak (7-0-5) from Feb. 22-Mar. 19...the Ducks finished 14-4-7 in their final 25 games, 16-6-7 in their last 29, and 22-12-8 in their last 42...had a franchise-record 14-game unbeaten streak (10-0-4) from Feb. 12-Apr. 9... Kariya/Selanne averaged a combined 1.41 points-

per game, second in the league among tandems... Kariya and Selanne rank 1st and 2nd, respectively, in goals scored from Jan. 10-end of the season with 32 and 28. The 60 goals are 46.5% of Anaheim's 129 in those 41 games...Paul Kariya, Teemu Selanne and Guy Hebert were named to the All-Star Game... Kariya wins Lady Byng Trophy for the second consecutive year...Kariya and Selanne each are named First Team NHL All-Stars...NHL leaders included Guy Hebert - 3rd in saves (1961), 4th in shots (2133), 5th in SV%, 5th in games (67), 6th in minutes (3863), 9th in wins (29); Paul Kariya - 1st in GWG's (10), 1st in shots (340), 3rd in PPG's (15), 3rd in points (99), 6th in PP pts. (34), 9th in goals (44), 12th in assists (55); Teemu Selanne - 2nd in points (109), 2nd in goals (51), 5th in GWG's (8), 5th in shooting pct. (18.7%), 8th in PP pts. (32), 9th in assists (58)...finished 56-333 on the power play (16.8%); 62-336 on the penalty kill (81.5%).




# 1996-97 GAME-BY-GAME

GAME	DATE	OPPONENT	RESULT	RECORD/PTS.	DUCKS GOALS (BY #)	ANA. GOALTENDER(S)	ATTENDANCE
1	10/5	@ TORONTO	1-4 L	0-1-0/0		HEBERT	15,746
2	10/7	@ MONTREAL	6-6 T (OT)	0-1-1/1	4, 17, 21, 8, 11, 2-	HEBERT	20,306
3	10/9	@ CHICAGO	2-0 W	1-1-1/3	8*, 32S	SHTALENKOV	17,795
4	10/10	@ COLORADO	6-6 T (OT)	1-1-2/4	13, 17, 21, 8, 16, 8-	HEBERT	16,061
5	10/12	@ PHOENIX	2-4 L	1-2-2/4	14, 10	SHTALENKOV	14,492
6	10/16	PHILADELPHIA	3-4 L	1-3-2/4	12, 16, 8	HEBERT	<sup>^</sup> 17,174
7	10/18	SAN JOSE	1-4 L	1-4-2/4	13	HEBERT	<sup>^</sup> 17,174
8	10/20	BOSTON	1-5 L	1-5-2/4	10	SHTALENKOV/HEBERT	<sup>^</sup> 17,174
9	10/22	@ PHILADELPHIA	0-3 L	1-6-2/4	NONE	HEBERT/SHTALENKOV	18,812
10	10/24	@ HARTFORD	1-4 L	1-7-2/4	8	HEBERT	12,328
11	10/27	CALGARY	1-4 L	1-8-2/4	12	HEBERT/SHTALENKOV	16,592
12	10/30	VANCOUVER	3-6 L	1-9-2/4	4, 16*, 10	SHTALENKOV	16,232
13	11/1	SAN JOSE	4-3 W	2-9-2/6	16, 8, 8, 8	HEBERT	17,112
14	11/3	COLORADO	1-1 T (OT)	2-9-3/7	10	HEBERT	17,025
15	11/6	MONTREAL	5-6 L	2-10-3/7	12, 18, 16, 9, 9	HEBERT	15,935
16	11/8	LOS ANGELES	7-4 W	3-10-3/9	14, 20, 8, 16, 9, 18, 18S	SHTALENKOV	<sup>^</sup> 17,174
17	11/11	DALLAS	2-3 L	3-11-3/9	9, 32	SHTALENKOV	16,072
18	11/13	TORONTO	3-2 W	4-11-3/11	12, 18, 17	SHTALENKOV	16,342
19	11/15	@ DALLAS	3-4 L	4-12-3/11	46, 14, 8	HEBERT	16,217
20	11/17	@ ST. LOUIS	2-4 L	4-13-3/11	20, 10	SHTALENKOV	14,853
21	11/20	NY ISLANDERS	2-2 T (OT)	4-13-4/12	12, 8	HEBERT	16,597
22	11/23	@ SAN JOSE	3-0 W	5-13-4/14	9, 9, 16	HEBERT	17,442
23	11/24	DETROIT	3-1 W	6-13-4/16	8, 18, 29	HEBERT	<sup>^</sup> 17,174
24	11/27	ST. LOUIS	2-3 L	6-14-4/16	20, 17	HEBERT	16,419
25	11/29	CHICAGO	2-0 W	7-14-4/18	9, 20	HEBERT	<sup>^</sup> 17,174
26	12/1	EDMONTON	4-2 W	8-14-4/20	9, 14, 12, 9S	HEBERT	16,735
27	12/4	TAMPA BAY	3-1 W	9-14-4/22	20, 8, 8S	HEBERT	15,838
28	12/6	@ BUFFALO	1-1 T (OT)	9-14-5/23	46	HEBERT	16,416
29	12/7	@ PITTSBURGH	3-5 L	9-15-5/23	8, 15, 15	SHTALENKOV	16,326
30	12/9	@ BOSTON	5-2 W	10-15-5/25	14, 20, 13, 8, 23	HEBERT/SHTALENKOV	15,101
31	12/11	PITTSBURGH	3-7 L	10-16-5/25	9, 17, 23	SHTALENKOV/O'NEILL	<sup>^</sup> 17,174
32	12/13	WASHINGTON	5-4 W	11-16-5/27	15, 15, 46, 46, 2	SHTALENKOV	<sup>^</sup> 17,174
33	12/20	CALGARY	7-0 W	12-16-5/29	9*, 14, 14*, 20*, 15, 9, 8	HEBERT	17,084
34	12/23	PHOENIX	1-2 L	12-17-5/29	16	HEBERT	<sup>^</sup> 17,174
35	12/27	@ N.Y. RANGERS	2-3 L	12-18-5/29	13, 8	HEBERT	18,200
36	12/28	@ NEW JERSEY	3-5 L	12-19-5/29	13, 46*, 18	HEBERT	19,040
37	12/30	@ OTTAWA	4-3 W (OT)	13-19-5/31	17, 8, 14, 20	HEBERT	17,605
38	1/1	@ FLORIDA	3-0 W	14-19-5/33	23, 46, 15	HEBERT	14,703
39	1/3	@ TAMPA BAY	2-3 L	14-20-5/33	8, 46	HEBERT	17,769
40	1/6	VANCOUVER	1-5 L	14-21-5/33	8	HEBERT	17,012
41	1/8	FLORIDA	3-2 W	15-21-5/35	8, 20, 16	HEBERT	<sup>^</sup> 17,174
42	1/10	BUFFALO	5-2 W	16-21-5/37	23, 9*, 9, 8, 9	HEBERT	<sup>^</sup> 17,174
43	1/12	@ VANCOUVER	3-2 W	17-21-5/39	23, 8, 9	HEBERT	18,105
44	1/15	@ CALGARY	1-2 L	17-22-5/39	20	HEBERT	16,207
45	1/22	NEW JERSEY	3-1 W	18-22-5/41	8, 17, 9	HEBERT	<sup>^</sup> 17,174
46	1/23	@ PHOENIX	3-6 L	18-23-5/41	9, 9, 9	HEBERT/SHTALENKOV	15,177
47	1/25	@ LOS ANGELES	2-2 T (OT)	18-23-6/42	20, 54	HEBERT	16,005
48	1/27	@ ST. LOUIS	4-1 W	19-23-6/44	8, 15, 8, 54	HEBERT	16,267
49	1/29	@ DALLAS	1-3 L	19-24-6/44	52	HEBERT	15,118
50	1/31	HARTFORD	6-3 W	20-24-6/46	9, 23, 8, 54, 54, 20	HEBERT	<sup>^</sup> 17,174
51	2/2	COLORADO	2-5 L	20-25-6/46	29, 9	HEBERT	<sup>^</sup> 17,174
52	2/4	@ N.Y. ISLANDERS	3-4 L	20-26-6/46	28, 9, 14	SHTALENKOV	13,134
53	2/5	@ TORONTO	2-4 L	20-27-6/46	9, 8	HEBERT	15,726
54	2/8	@ EDMONTON	2-1 W (OT)	21-27-6/48	2, 8	HEBERT	16,743
55	2/9	@ CALGARY	1-6 L	21-28-6/48	8	HEBERT/SHTALENKOV	16,219
56	2/12	TORONTO	5-2 W	22-28-6/50	15, 10, 9, 17, 23	HEBERT	<sup>^</sup> 17,174
57	2/15	@ VANCOUVER	2-4 L	22-29-6/50	8, 9	HEBERT	18,422
58	2/17	EDMONTON	5-1 W	23-29-6/52	34, 14, 9*, 8, 20	HEBERT	<sup>^</sup> 17,174
59	2/20	@ LOS ANGELES	1-3 L	23-30-6/52	18	HEBERT	12,184
60	2/22	PHOENIX	4-2 W	24-30-6/54	8, 20, 14, 9	HEBERT	<sup>^</sup> 17,174
61	2/23	VANCOUVER	5-2 W	25-30-6/56	17, 9, 8, 12, 9S	HEBERT	<sup>^</sup> 17,174
62	2/26	EDMONTON	3-3 T (OT)	25-30-7/57	29, 2, 54+	HEBERT	<sup>^</sup> 17,174
63	2/28	@ WASHINGTON	4-1 W	26-30-7/59	9, 8, 16, 15S	HEBERT	18,130
64	3/2	@ DETROIT	1-1 T (OT)	26-30-8/60	13+	HEBERT	19,983
65	3/5	OTTAWA	4-1 W	27-30-8/62	8, 8, 23, 9S	HEBERT	<sup>^</sup> 17,174
66	3/7	N.Y. RANGERS	5-2 W	28-30-8/64	8, 13, 13, 9, 8S	HEBERT	<sup>^</sup> 17,174
67	3/9	@ COLORADO	2-2 T (OT)	28-30-9/65	9, 8+	HEBERT	16,061
68	3/12	DETROIT	2-1 W	29-30-9/67	8, 17	HEBERT	<sup>^</sup> 17,174
69	3/14	ST. LOUIS	4-4 T (OT)	29-30-10/68	15, 23, 23, 20	HEBERT	<sup>^</sup> 17,174
70	3/16	CALGARY	2-2 T (OT)	29-30-11/69	14, 54	HEBERT	<sup>^</sup> 17,174
71	3/19	LOS ANGELES	6-2 W	30-30-11/71	13, 15, 8, 32, 29, 8	HEBERT	<sup>^</sup> 17,174
72	3/21	@ COLORADO	3-4 L	30-31-11/71	9, 9, 8	HEBERT	16,061
73	3/23	@ EDMONTON	4-1 W	31-31-11/73	8, 9, 54, 33	HEBERT/SHTALENKOV	17,099
74	3/25	@ CALGARY	2-3 L	31-32-11/73	9, 17	HEBERT	17,118
75	3/26	@ VANCOUVER	3-5 L	31-33-11/73	23, 20, 23	HEBERT/SHTALENKOV	16,050
76	3/28	@ CHICAGO	4-3 W	32-33-11/75	9, 36, 23, 27	SHTALENKOV	21,941
77	3/30	@ DETROIT	1-0 W (OT)	33-33-11/77	20	SHTALENKOV	19,983
77	4/1	CHICAGO	3-3 T (OT)	33-33-12/78	36, 9, 20	SHTALENKOV	<sup>^</sup> 17,174
79	4/2	@ SAN JOSE	5-5 T (OT)	33-33-13/79	9, 17, 23, 34, 8	HEBERT	17,442
80	4/4	DALLAS	3-2 W	34-33-13/81	20, 8, 9	SHTALENKOV	<sup>^</sup> 17,174
81	4/9	LOS ANGELES	4-1 W	35-33-13/83	15, 33, 23, 8S	HEBERT	<sup>^</sup> 17,174
82	4/11	@ SAN JOSE	4-3 W	36-33-13/85	8, 34, 9, 9	HEBERT	17,442

GOAL KEY: UNDERLINE = POWER PLAY GOAL, \* = SHORTHANDED GOAL, BOLD = GAME-WINNING GOAL, + = GAME-TYING GOAL, \$ = EMPTY NET GOAL, ^ = SELLOUT AT THE ARROWHEAD POND OF ANAHEIM. WHEN TWO GOALTENDERS PLAY IN ONE GAME, ALL CAPS RECEIVED DECISION.

# 1995-96 MIGHTY DUCKS OF ANAHEIM



**Front Row (sitting) L-R:** Mikhail Shtalenkov, Head Coach Ron Wilson, Assistant General Manager David McNab, President Tony Tavares, Governor Michael Eisner, Vice President/General Manager Jack Ferreira, Vice President of Hockey Operations Kevin Gilmore, Captain Randy Ladouceur, Guy Hebert. **Second Row L-R:** Equipment Manager Mark O'Neil, Assistant Equipment Manager John Allaway, Alternate Captain Paul Kariya, Alternate Captain Bobby Dollas, Alternate Captain Todd Ewen, Assistant Coach Al Sims, Assistant Coach Tim Army, Head Athletic Trainer/Physical Therapist Paddy Jarit. **Third Row L-R:** Anatoli Semenov, David Karpa, Peter Douris, Teemu Selanne, Shaun Van Allen, Fredrik Olausson, Ken Baumgartner, Garry Valk, Joe Sacco. **Top Row L-R:** Valeri Karpov, J.F. Jomphe, Jason York, Roman Oksiuta, Steve Rucchin, Jason Marshall, Alex Hicks, Darren Van Impe. Not Pictured: Milos Holan.

## 1995-96 SEASON:

**Final Record: 35-39-8, 78 points** (fourth, Pacific)... nearly qualified for a Western Conference playoff spot (the Ducks actually finished tied-for-8th in the conference with Winnipeg, but lost the tie breaker because the Jets had more wins)...Anaheim's 35 wins and 78 points marked new club records for one season...the Mighty Ducks finished out the season strong, going 6-1-1 in their last eight games and 12-3-2 in their last 17 games...the Ducks did a lot of their late-season damage at home, going 11-1-2 in their last 14 home games...Anaheim also had a 15-6-3 record in the last 24 contests and a 17-8-3 record in the last 28...the Ducks went 33-31-8 over the last 72 games after starting the season 2-8-0...the Mighty Ducks' home record was 22-15-4 (22 home wins was a franchise record for one season)... Anaheim ended the season with a club-record nine-game home unbeaten streak (8-0-1)...the Ducks went 11-1-2 in their last 14 at the Arrowhead Pond and 13-5-3 in their last 21...road record was 13-23-4... Anaheim had one of the best records in the NHL since March 1 (12-4-3); the second-best in the Western Conference...the Mighty Ducks earned 34.6% of their points on the season in the team's 19 games after March 1...Paul Kariya became the first Mighty Duck to make First Team NHL All Star, earning a spot on the 1995-96 squad at left wing. He also won the Lady Byng Trophy for the first time in his career... Here are a few facts of how Anaheim's acquisition of Teemu Selanne affected the Mighty Ducks... after Feb. 7, the day the trade went down: Anaheim

earned a record of 17-9-3 (11-1-2 at home, 6-8-1 on the road)...the team earned club-records in overall winning streak (six games, Mar. 8-22), home winning streak (five games, Mar. 8-Apr. 3), home unbeaten streak (Mar. 8-Apr. 14, 8-0-1) and overall unbeaten streak (seven games, 6-0-1, Mar. 10-24)...the Ducks' power play went 29-145 for a .200 success rate (team had only gone 31-281 for .110 before trade)... Anaheim had three hat tricks (two by Selanne, one by Garry Valk). The Ducks had only one in their history before the arrival of Selanne (Terry Yake - Oct. 19, 1993 @ NYR)...Selanne's offensive numbers with Anaheim were 16-20=36 points in 28 appearances (1.29 points-per-game)...Paul Kariya's offensive numbers were 21-23=44 points in 29 appearances (1.52 points-per-game) after Selanne joined Anaheim...The Mighty Ducks were one of only three NHL clubs (also Colorado and Pittsburgh) to finish with two players in the top eight scoring leaders in 1995-96 (Paul Kariya, 50-58=108 pts. and Teemu Selanne, 40-68=108 pts.)... Anaheim was one of only eight teams in the NHL with a .900-plus team save percentage (.906) and a team goals-against-average (GAA) below 3.00 (2.97)... Anaheim finished tied-for-fifth in the league in save percentage and 10th in the league in GAA...Anaheim goaltending combined for a .952 save percentage and 2.08 GAA in 19 games from March 1 to the end of the season... Individually, Guy Hebert finished fourth in the league in save percentage with .914 on the season and tied-for-fifth in the league in shutouts with four (three of which came in his last 14 games).

# 1995-96 GAME-BY-GAME

GAME	DATE	OPPONENT	RESULT	RECORD/PTS.	DUCKS GOALS (BY #)	ANA. GOALTENDER(S)	ATTENDANCE
1	10/9	@ WINNIPEG	3-4 L	0-1-0/0	9, 26, 20	HEBERT	7,856
2	10/11	@ HARTFORD	2-3 L	0-2-0/0	9, 9	HEBERT	8,635
3	10/13	@ BUFFALO	4-1 W	1-2-0/2	9, 16, 20, 20S	SHTALENKOV	16,087
4	10/14	@ PITTSBURGH	2-5 L	1-3-0/2	20, 11	HEBERT	15,809
5	10/18	VANCOUVER	1-5 L	1-4-0/2	9	SHTALENKOV	*17,174
6	10/20	PHILADELPHIA	2-4 L	1-5-0/2	3, 18	HEBERT	*17,174
7	10/22	WINNIPEG	6-2 W	2-5-0/4	16, 9, 8, 18, 25*, 18	HEBERT	17,003
8	10/23	@ COLORADO	1-3 L	2-6-0/4	26	HEBERT/SHTALENKOV	16,061
9	10/26	@ DALLAS	2-5 L	2-7-0/4	2, 9	SHTALENKOV	13,671
10	10/27	@ ST. LOUIS	2-4 L	2-8-0/4	25, 21	HEBERT	17,384
11	10/29	CALGARY	7-2 W	3-8-0/6	22, 9, 16, 9, 16, 21, 22	HEBERT	17,060
12	11/1	ST. LOUIS	3-0 W	4-8-0/8	36, 25, 9S	HEBERT	16,642
13	11/3	N.Y. RANGERS	7-4 W	5-8-0/10	19, 20, 14, 21, 20, 26, 22	HEBERT	*17,174
14	11/5	NEW JERSEY	6-1 W	6-8-0/12	9, 22, 18*, 10, 26, 8	HEBERT	*17,174
15	11/7	@ TORONTO	3-6 L	6-9-0/12	26, 19, 14	HEBERT	15,673
16	11/8	@ MONTREAL	3-2 W (OT)	7-9-0/14	26, 10, 9	HEBERT	16,524
17	11/11	@ OTTAWA	3-2 W	8-9-0/16	26, 10, 17	HEBERT	8,988
18	11/13	LOS ANGELES	2-4 L	8-10-0/16	21, 9	HEBERT	*17,174
19	11/15	COLORADO	7-3 W	9-10-0/18	9, 9, 32, 19, 25, 20, 32	SHTALENKOV	*17,174
20	11/17	NY ISLANDERS	2-1 W (OT)	10-10-0/20	21, 16	HEBERT	*17,174
21	11/19	FLORIDA	3-4 L	10-11-0/20	20, 14, 16	HEBERT	*17,174
22	11/21	@ CALGARY	3-2 W	11-11-0/22	10, 26, 20	HEBERT	17,584
23	11/22	@ EDMONTON	0-2 L	11-12-0/22	NONE	SHTALENKOV	9,052
24	11/24	CHICAGO	4-5 L (OT)	11-13-0/22	19, 26, 20, 20	HEBERT	*17,174
25	11/29	WASHINGTON	2-2 T (OT)	11-13-1/23	8, 9*	SHTALENKOV	*17,174
26	12/1	@ DETROIT	2-5 L	11-14-1/23	15, 8	SHTALENKOV	19,881
27	12/2	@ TORONTO	4-4 T (OT)	11-14-2/24	7, 9, 8, 9	SHTALENKOV	15,746
28	12/4	@ N.Y. RANGERS	1-5 L	11-15-2/24	26	SHTALENKOV	18,200
29	12/6	@ TAMPA BAY	1-2 L	11-16-2/24	7	HEBERT	17,260
30	12/7	@ FLORIDA	3-3 T (OT)	11-16-3/25	9*, 25, 25+	HEBERT	12,142
31	12/10	EDMONTON	1-3 L	11-17-3/25	26	SHTALENKOV	*17,174
32	12/13	PITTSBURGH	6-3 W	12-17-3/27	25, 9, 12, 9, 14, 18S	SHTALENKOV	*17,174
33	12/15	OTTAWA	4-2 W	13-17-3/29	9, 10, 2, 25*	SHTALENKOV	*17,174
34	12/17	TORONTO	2-3 L (OT)	13-18-3/29	10, 32	SHTALENKOV	*17,174
35	12/19	SAN JOSE	4-7 L	13-19-3/29	21, 16, 5, 2	HEBERT/SHTALENKOV	*17,174
36	12/20	DETROIT	1-6 L	13-20-3/29	16	HEBERT	*17,174
37	12/22	VANCOUVER	2-6 L	13-21-3/29	36, 9	SHTALENKOV	*17,174
38	12/27	@ LOS ANGELES	1-7 L	13-22-3/29	3	SHTALENKOV/HEBERT	16,005
39	12/29	SAN JOSE	4-2 W	14-22-3/31	32, 19, 18, 18S	HEBERT	*17,174
40	12/31	LOS ANGELES	2-2 T (OT)	14-22-4/32	17, 14	HEBERT	*17,174
41	1/5	@ CALGARY	3-1 W	15-22-4/34	32, 24, 32	HEBERT	16,821
42	1/7	@ EDMONTON	1-3 L	15-23-4/34	25	HEBERT	9,456
43	1/9	@ PHILADELPHIA	2-2 T (OT)	15-23-5/35	24, 9	HEBERT	17,380
44	1/11	@ BOSTON	2-7 L	15-24-5/35	36, 10	HEBERT/SHTALENKOV	17,332
45	1/12	@ CHICAGO	0-3 L	15-25-5/35	NONE	HEBERT	21,555
46	1/14	@ WINNIPEG	6-4 W	16-25-5/37	12, 18, 9, 22, 14, 22S	HEBERT	10,661
47	1/17	CALGARY	1-4 L	16-26-5/37	12	HEBERT/SHTALENKOV	*17,174
48	1/24	@ VANCOUVER	2-1 W (OT)	17-26-5/39	2, 32	HEBERT	16,825
49	1/27	@ LOS ANGELES	4-5 L	17-27-5/39	11, 9, 20, 22	HEBERT	15,629
50	1/31	COLORADO	2-1 W	18-27-5/41	17*, 9	HEBERT	*17,174
51	2/2	HARTFORD	3-4 L	18-28-5/41	14, 20, 11	HEBERT	*17,174
52	2/4	CHICAGO	1-4 L	18-29-5/41	9	HEBERT	*17,174
53	2/7	TORONTO	1-2 L	18-30-5/41	9	SHTALENKOV	*17,174
54	2/10	@ N.Y. ISLANDERS	3-4 L	18-31-5/41	8, 21, 3	SHTALENKOV	14,329
55	2/11	@ NEW JERSEY	4-2 W	19-31-5/43	36, 12, 9, 8S	HEBERT	17,690
56	2/14	@ EDMONTON	2-3 L	19-32-5/43	29, 46	HEBERT	10,342
57	2/15	@ VANCOUVER	3-5 L	19-33-5/43	4, 8, 8	HEBERT/SHTALENKOV	16,367
58	2/17	@ LOS ANGELES	2-1 W (OT)	20-33-5/45	4, 9	SHTALENKOV	16,005
59	2/21	BOSTON	4-3 W (OT)	21-33-5/47	9, 9, 32, 32	SHTALENKOV	*17,174
60	2/23	@ CALGARY	2-3 L	21-34-5/47	11, 9	SHTALENKOV	17,516
61	2/25	SAN JOSE	4-3 W	22-34-5/49	8, 8, 8, 26	HEBERT	*17,174
62	2/26	@ COLORADO	2-3 L	22-35-5/49	14*, 8	SHTALENKOV	16,061
63	2/28	MONTREAL	5-2 W	23-35-5/51	20, 9, 26, 2*, 9	SHTALENKOV	*17,174
64	3/3	TAMPA BAY	2-2 T (OT)	23-35-6/52	9, 14+	SHTALENKOV	*17,174
65	3/5	DALLAS	1-3 L	23-36-6/52	8	SHTALENKOV	*17,174
66	3/8	BUFFALO	3-2 W (OT)	24-36-6/54	20, 2, 9	HEBERT	*17,174
67	3/10	LOS ANGELES	3-2 W	25-36-6/56	14*, 9, 9	SHTALENKOV	*17,174
68	3/13	COLORADO	4-0 W	26-36-6/58	11, 11, 18, 20*	HEBERT	*17,174
69	3/17	ST. LOUIS	5-1 W	27-36-6/60	8, 8, 2, 8, 21	HEBERT	*17,174
70	3/19	@ WASHINGTON	2-1 W	28-36-6/62	11, 20	HEBERT	15,212
71	3/22	@ ST. LOUIS	6-1 W	29-36-6/64	9, 18, 18, 18, 9, 28	HEBERT	20,760
72	3/24	@ CHICAGO	2-2 T (OT)	29-36-7/65	14, 32+	HEBERT	21,633
73	3/25	@ DETROIT	1-5 L	29-37-7/65	13	HEBERT/SHTALENKOV	19,983
74	3/28	@ DALLAS	1-3 L	29-38-7/65	28	HEBERT	15,989
75	3/31	@ SAN JOSE	4-2 W	30-38-7/67	14, 8, 9, 11	HEBERT	17,190
76	4/3	EDMONTON	1-0 W	31-38-7/69	9	HEBERT	*17,174
77	4/5	DETROIT	2-2 T (OT)	31-38-8/70	28, 9	HEBERT	*17,174
78	4/7	@ SAN JOSE	5-3 W	32-38-8/72	28, 8, 9, 48, 11	HEBERT	17,190
79	4/8	VANCOUVER	2-0 W	33-38-8/74	20, 28	HEBERT	*17,174
80	4/10	@ COLORADO	3-7 L	33-39-8/74	9*, 2, 9	HEBERT	16,061
81	4/12	DALLAS	5-3 W	34-39-8/76	28, 20, 8, 14, 8	HEBERT	*17,174
82	4/14	WINNIPEG	5-2 W	35-39-8/78	28, 46, 22, 9, 9	HEBERT	*17,174

GOAL KEY: UNDERLINE = POWER PLAY GOAL, \* = SHORTHANDED GOAL, BOLD = GAME-WINNING GOAL, + = GAME-TYING GOAL, \$ = EMPTY NET GOAL, A = SELLOUT AT THE ARROWHEAD POND. WHEN TWO GOALTENDERS PLAY IN ONE GAME, ALL CAPS RECEIVED DECISION.

# 1994-95 MIGHTY DUCKS OF ANAHEIM



**Front Row (sitting) L-R:** Mikhail Shtalenkov, Head Coach Ron Wilson, Assistant General Manager Pierre Gauthier, President Tony Tavares, Governor Michael Eisner, Vice President/General Manager Jack Ferreira, Vice President of Hockey Operations Kevin Gilmore, Captain Randy Ladouceur, Guy Hebert. **Second Row L-R:** Trainer Blynn DeNiro, Equipment Manager Mark O'Neill, Assistant Coach Al Sims, Tom Kurvers, Bobby Dollas, Alternate Captain Todd Ewen, Alternate Captain Bob Corkum, Jim Thomson, Assistant Coach Tim Army, Goaltending Coach Brian Hayward, Assistant Equipment Manager John Alloway. **Third Row L-R:** Mike Sillinger, David Karpa, Todd Krygier, Garry Valk, Robert Dirk, Steve Rucchin, Peter Douris, Shaun Van Allen, Joe Sacco, Stephan Lebeau. **Top Row L-R:** Don McSween, Milos Holan, Patrik Carnback, Steven King, Jason York, Oleg Tverdokvsky, Paul Kariya, Denny Lambert, Valeri Karpov.

## 1994-95 SEASON:

**Final Record: 16-27-5, 37 points** (sixth, Pacific)... played a shortened schedule (48 games) due to NHL work stoppage...finished season strong, going 8-9-1 in last 18 games ...stayed in the hunt for a playoff spot until the last week of the season, being eliminated with only two games remaining...improved play at home (11-9-4 record, which ranked fifth in the Western Conference for home record and 14th in the NHL); went 8-4-0 in last 12 home contests and 9-5-3 in their last 17 on home ice...15 players on final game lineup were not with the club on the last day of the previous season; five were acquired in trades since Feb. 2, 1995. In addition, only 10 players on the 1995 final game lineup were on the Ducks' inaugural game lineup on Oct. 8, 1993...13 players in final game were 25-years-old or younger; only three were 30+ years old (average age = 26.29 years)...11 rookies in the lineup, Anaheim led the NHL in rookie man-games for the season with 238. In 1995 Anaheim rookies

combined to score 36-73=109 points (32.2% of 338 total points scored by the team)...Ducks had a 13-5-2 record when scoring first goal of a game, including 10-3-2 at home...club went 7-4 (.636) in one-goal games, including 5-0 at home...team had 731 penalty minutes (15.2 avg.) - the lowest in the NHL...soldout all 24 games at the Arrowhead Pond, giving the club a string of 49-straight sellouts... Anaheim was the only team in the league to have three players on its NHL roster selected in the NHL Supplemental Draft (which no longer exists) - Todd Krygier (HFD), Steven King (NYR) & Steve Rucchin (ANA). All three were selected by DIR. of Player Personnel David McNab when he was with each respective team...the Ducks' record in California was 14-10-3 with 33 points (89.2% of the team's 1995 total). Record outside the state was 2-17-0...Anaheim went 15-6-3 (.688) in games that the team scored three-or-more goals, including going 10-2-1 (.808) when scoring four-or-more. Record when scoring less-than-three goals stood at 1-21-2 (.083).

# 1994-95 GAME-BY-GAME


GAME	DATE	OPPONENT	RESULT	RECORD/PTS.	DUCKS GOALS (BY #)	ANA. GOALTENDER(S)	ATTENDANCE
1	1/20	@ EDMONTON	1-2 L	0-1-0/0	19	HEBERT	14,967
2	1/21	@ WINNIPEG	4-3 W	1-1-0/2	14, 21, 9, 2*	SHTALENKOV	9,725
3	1/23	EDMONTON	5-4 W (OT)	2-1-0/4	9, 24, 24, 14, 16	HEBERT	^17,174
4	1/25	DALLAS	1-4 L	2-2-0/4	16	SHTALENKOV	^17,174
5	1/27	WINNIPEG	3-2 W	3-2-0/6	11, 27, 9	HEBERT	^17,174
6	1/31	@ ST. LOUIS	2-7 L	3-3-0/6	14, 27	HEBERT/SHTALENKOV	17,281
7	2/1	@ DALLAS	2-9 L	3-4-0/6	9*, 10*	SHTALENKOV/HEBERT	16,924
8	2/3	DETROIT	2-5 L	3-5-0/6	21, 16	HEBERT	^17,174
9	2/5	@ LOS ANGELES	3-2 W	4-5-0/8	8, 20, 24	SHTALENKOV	16,005
10	2/7	CHICAGO	0-3 L	4-6-0/8	NONE	SHTALENKOV	^17,174
11	2/9	@ CALGARY	1-5 L	4-7-0/8	15	HEBERT	17,883
12	2/12	@ EDMONTON	0-2 L	4-8-0/8	NONE	HEBERT	12,487
13	2/17	VANCOUVER	2-2 T (OT)	4-8-1/9	2, 4+	HEBERT	^17,174
14	2/18	@ SAN JOSE	6-3 W	5-8-1/11	47, 19, 25, 25, 16, 16\$	SHTALENKOV/HEBERT	17,190
15	2/23	@ TORONTO	1-3 L	5-9-1/11	22	HEBERT	15,746
16	2/24	@ WINNIPEG	2-4 L	5-10-1/11	19, 47	SHTALENKOV	12,843
17	2/26	CALGARY	3-5 L	5-11-1/11	24, 22, 9	HEBERT	^17,174
18	3/1	CHICAGO	3-1 W	6-11-1/13	25, 47, 22	HEBERT	^17,174
19	3/3	@ DALLAS	0-4 L	6-12-1/13	NONE	HEBERT	16,924
20	3/5	@ CHICAGO	0-3 L	6-13-1/13	NONE	HEBERT	21,546
21	3/7	@ ST. LOUIS	3-6 L	6-14-1/13	20, 47, 10	SHTALENKOV/HEBERT	19,115
22	3/9	DETROIT	4-4 T (OT)	6-14-2/14	9, 25, 25, 9+	HEBERT	^17,174
23	3/11	@ VANCOUVER	3-5 L	6-15-2/14	18, 16, 9	HEBERT	14,414
24	3/15	@ CALGARY	5-0 W	7-15-2/16	9, 9, 20, 4, 20	HEBERT	18,321
25	3/17	TORONTO	3-3 T (OT)	7-15-3/17	47, 2, 19+	HEBERT	^17,174
26	3/19	ST. LOUIS	2-4 L	7-16-3/17	22, 2	HEBERT	^17,174
27	3/21	LOS ANGELES	3-3 T (OT)	7-16-4/18	11, 9, 22	SHTALENKOV	^17,174
28	3/23	@ SAN JOSE	6-3 W	8-16-4/20	11, 20, 47, 20, 2, 14	HEBERT	17,190
29	3/26	@ CHICAGO	2-5 L	8-17-4/20	14, 14	HEBERT/SHTALENKOV	21,351
30	3/28	@ DETROIT	4-6 L	8-18-4/20	21, 14, 9, 14	SHTALENKOV/HEBERT	19,875
31	3/30	WINNIPEG	3-1 W	9-18-4/22	20, 20, 18\$	HEBERT	^17,174
32	3/31	@ VANCOUVER	1-6 L	9-19-4/22	5	HEBERT/SHTALENKOV	13,649
33	4/2	SAN JOSE	5-4 W	10-19-4/24	18, 21, 9, 10, 16	HEBERT	^17,174
34	4/5	EDMONTON	4-3 W (OT)	11-19-4/26	42, 29, 19, 47	SHTALENKOV	^17,174
35	4/7	DALLAS	0-2 L	11-20-4/26	NONE	HEBERT	^17,174
36	4/9	LOS ANGELES	5-1 W	12-20-4/28	7, 9, 14, 25, 25	HEBERT	^17,174
37	4/11	@ VANCOUVER	0-5 L	12-21-4/28	NONE	HEBERT	13,031
38	4/13	CALGARY	4-2 W	13-21-4/30	25, 19, 16, 14\$	HEBERT	^17,174
39	4/15	VANCOUVER	1-3 L	13-22-4/30	47	HEBERT	^17,174
40	4/17	SAN JOSE	3-0 W	14-22-4/32	16, 2, 19\$	HEBERT	^17,174
41	4/19	@ TORONTO	2-3 L	14-23-4/32	26, 16	HEBERT	15,746
42	4/21	@ DETROIT	5-6 L	14-24-4/32	15, 9, 26, 2, 21	HEBERT/SHTALENKOV	19,875
43	4/23	@ LOS ANGELES	2-2 T (OT)	14-24-5/33	22*, 21	HEBERT	16,005
44	4/24	CALGARY	2-1 W	15-24-5/35	25, 22	HEBERT	^17,174
45	4/26	SAN JOSE	2-5 L	15-25-5/35	9, 19	HEBERT	^17,174
46	4/30	@ LOS ANGELES	1-2 L	15-26-5/35	25	HEBERT/SHTALENKOV	16,005
47	5/1	ST. LOUIS	3-5 L	15-27-5/35	11, 9, 25	SHTALENKOV	^17,174
48	5/3	TORONTO	6-1 W	16-27-5/37	20, 7, 29, 22, 19, 9	SHTALENKOV	^17,174

**GOAL KEY:** UNDERLINE = POWER PLAY GOAL, \* = SHORTHANDED GOAL, BOLD = GAME-WINNING GOAL, + = GAME-TYING GOAL, \$ = EMPTY NET GOAL, ^ = SELLOUT AT THE ARROWHEAD POND.  
WHEN TWO GOALTENDERS PLAY IN ONE GAME, ALL CAPS RECEIVED DECISION.

**NOTE:** BOB CORKUM CHANGED FROM #20 TO #19, STEVE RUCCHIN CHANGED FROM #15 TO #20, AND DAVID KARPA WAS ASSIGNED #15 BEGINNING ON 3/9/95. BEFORE 3/9/95, #19 WAS WORN BY ANATOLI SEMENOV.



# 1993-94 MIGHTY DUCKS OF ANAHEIM



**Front Row (sitting) L-R:** Mikhail Shtalenkov, Alternate Captain Randy Ladouceur, Head Coach Ron Wilson, Assistant General Manager Pierre Gauthier, President Tony Tavares, Governor Michael Eisner, Vice President/General Manager Jack Ferreira, Director of Hockey Operations Kevin Gilmore, Captain Troy Loney, Guy Hebert. **Second Row L-R:** Trainer Blynn DeNiro, Equipment Manager Mark O'Neill, Assistant Coach Al Sims, Terry Yake, Bobby Dollas, Alternate Captain Stu Grimson, Alternate Captain Todd Ewen, Stephan Lebeau, Assistant Coach Tim Army, Goaltending Coach Brian Hayward, Assistant Equipment Manager John Allaway. **Third Row L-R:** Bob Corkum, Peter Douris, Joe Sacco, David Williams, Bill Houlder, Anatoli Semenov, Jim Thomson, Shaun Van Allen, Tim Sweeney, Don McSween. **Top Row L-R:** Scott McKay, Sean Hill, Scott Chartier, Maxim Bets, Steven King, Garry Valk, Mark Ferner, Patrik Carnback, John Lilley.

## 1993-94: THE INAUGURAL SEASON

**Final Record: 33-46-5, 71 points** (fourth, Pacific)  
...set an NHL first-year team record with 33 wins, tying Florida for most wins in a season...had 19 road wins - the most-ever by a first-year club in the NHL... had three separate road winning streaks of three games or more, including a four-game sweep of a Western Canada swing in late November...71 points were the fourth-highest point total ever for a first-year NHL club...home attendance averaged 16,989 (98.9% of capacity) with 27 sellouts, including the last 25 games of the year...won seven season-series, including four sweeps (Hartford 2-0, Philadelphia 2-0, N.Y. Rangers 2-0, Winnipeg 4-0)...team was 10-4-1 in Canada, including an eight game unbeaten streak (8-0-1)...15 players set new individual career-highs

for points in an NHL season and 20 set new career-highs in games played...Anaheim's team 2.97 GAA and .907 save percentage made the Mighty Ducks one of only eight teams in the league to have a GAA under 3.00 and a save percentage over .900...21 of 46 losses were decided by one goal (45.7%)...43-of-71 points were earned away from the Arrowhead Pond (60.6%)...team's record was 19-15-3 outside of the state of California...team had a 5-5-1 record when scoring two-or-more power play goals in a game, including a 2-0-0 record when scoring three...penalty killing ranked sixth overall in the league at 82.7%... Anaheim had a 6-2-1 record in games that they scored a shorthanded goal...the Mighty Ducks were one of three teams not to be called for an instigation penalty (Florida & Quebec being the others)... Anaheim held a 19-3-1 record (.848) when scoring four-or-more goals in a game.

# 1993-94 GAME-BY-GAME

GAME	DATE	OPPONENT	RESULT	RECORD/PTS.	DUCKS GOALS (BY #)	ANA. GOALTENDER(S)	ATTENDANCE
1	10/8	DETROIT	2-7 L	0-1-0/0		HEBERT	<sup>A</sup> 17,320
2	10/10	NY ISLANDERS	3-4 L (OT)	0-2-0/0	19, 25, 20	TUGNUTT	15,386
3	10/13	EDMONTON	4-3 W	1-2-0/2	24, 17, 14, 23	TUGNUTT	15,570
4	10/15	BOSTON	1-1 T (OT)	1-2-1/3		TUGNUTT	16,850
5	10/17	CALGARY	2-2 T (OT)	1-2-2/4		HEBERT	16,527
6	10/19	@ NY RANGERS	4-2 W	2-2-2/6	24, 25, 25, 25	HEBERT	17,643
7	10/20	@ NEW JERSEY	0-4 L	2-3-2/6	NONE	TUGNUTT	14,009
8	10/23	@ MONTREAL	1-4 L	2-4-2/6		HEBERT	16,861
9	10/25	@ OTTAWA	1-4 L	2-5-2/6		20 TUGNUTT	10,206
10	10/28	@ SAN JOSE	3-4 L	2-6-2/6	2, 8, 20	HEBERT	16,183
11	10/29	WASHINGTON	2-5 L	2-7-2/6		20 TUGNUTT	16,436
12	10/31	SAN JOSE	1-2 L (OT)	2-8-2/6		18 HEBERT	16,014
13	11/3	DALLAS	5-4 W	3-8-2/8	19, 23, 3, 18, 19	TUGNUTT	16,186
14	11/5	NEW JERSEY	3-6 L	3-9-2/8		8, 19, 20 TUGNUTT/HEBERT	16,666
15	11/7	PITTSBURGH	4-5 L	3-10-2/8	6, 25, 19, 21	HEBERT	17,083
16	11/9	DALLAS (AT PHX)	4-2 W	4-10-2/10	36, 18, 24, 20S	HEBERT	8,143
17	11/11	@ CALGARY	4-5 L	4-11-2/10	16, 20, 16, 7	HEBERT	19,811
18	11/14	@ VANCOUVER	2-3 L	4-12-2/10		23, 25 SHTALENKOV	13,710
19	11/17	TORONTO	3-4 L	4-13-2/10		8, 19, 25 SHTALENKOV/HEBERT	17,083
20	11/19	@ VANCOUVER	6-3 W	5-13-2/12	36, 19, 29, 16, 18, 14	TUGNUTT	15,550
21	11/21	@ EDMONTON	4-2 W	6-13-2/14	36, 22, 6, 2	TUGNUTT	12,348
22	11/22	@ CALGARY	2-1 W	7-13-2/16		19, 7 HEBERT	18,222
23	11/24	@ WINNIPEG	2-1 W	8-13-2/18		23, 23 TUGNUTT	12,147
24	11/26	SAN JOSE	3-4 L	8-14-2/18	17, 21, 21	TUGNUTT	<sup>A</sup> 17,199
25	11/27	@ SAN JOSE	0-1 L	8-15-2/18	NONE	HEBERT	17,190
26	12/1	WINNIPEG	5-2 W	9-15-2/20	14, 36, 19, 17, 25	TUGNUTT	17,003
27	12/2	@ LOS ANGELES	2-3 L	9-16-2/20		16, 22 HEBERT	16,005
28	12/5	TAMPA BAY	2-4 L	9-17-2/20		36, 17 TUGNUTT	16,480
29	12/7	FLORIDA	2-3 L	9-18-2/20		8, 17 HEBERT	16,474
30	12/12	ST. LOUIS	2-1 W (OT)	10-18-2/22		7, 10 HEBERT	17,017
31	12/14	@ DETROIT	2-5 L	10-19-2/22		25, 25 TUGNUTT	19,687
32	12/15	@ TORONTO	1-0 W	11-19-2/24		8* HEBERT	15,728
33	12/17	@ DALLAS	3-2 W	12-19-2/26		10, 10, 17 HEBERT	16,801
34	12/19	@ CHICAGO	0-2 L	12-20-2/26		NONE TUGNUTT	18,472
35	12/20	@ WINNIPEG	7-5 W	13-20-2/28	25, 17, 23, 20, 36, 25, 16	HEBERT	14,033
36	12/22	DALLAS	2-3 L (OT)	13-21-2/28		10, 3 TUGNUTT	<sup>A</sup> 17,232
37	12/26	LOS ANGELES	2-3 L	13-22-2/28		25, 20 HEBERT	<sup>A</sup> 17,296
38	12/28	@ NY ISLANDERS	3-0 W	14-22-2/30		10, 6, 2 TUGNUTT	16,297
39	12/30	@ WASHINGTON	0-3 L	14-23-2/30		NONE TUGNUTT	17,616
40	1/1	@ FLORIDA	2-4 L	14-24-2/30		25, 20 HEBERT	14,669
41	1/2	@ T. BAY (ORL.)	4-1 W	15-24-2/32	4, 18*, 25, 16S	TUGNUTT	10,871
42	1/6	@ CHICAGO	6-2 W	16-24-2/34	20, 8, 18, 20*, 23, 6	TUGNUTT	17,460
43	1/8	@ ST. LOUIS	5-3 W	17-24-2/36	24, 16, 23, 23, 16	HEBERT	18,143
44	1/10	DETROIT	4-6 L	17-25-2/36		21, 23, 2, 4 TUGNUTT	<sup>A</sup> 17,196
45	1/12	SAN JOSE	2-5 L	17-26-2/36		23, 16 HEBERT/TUGNUTT	<sup>A</sup> 17,176
46	1/14	HARTFORD	6-3 W	18-26-2/38	21, 20*, 8, 21, 8, 18S	HEBERT	<sup>A</sup> 17,204
47	1/16	VANCOUVER	3-4 L	18-27-2/38		20, 24, 14 TUGNUTT/HEBERT	<sup>A</sup> 17,203
48	1/18	@ TORONTO	3-3 T (OT)	18-27-3/39		18, 24, 24 HEBERT	15,728
49	1/19	@ DETROIT	4-4 T (OT)	18-27-4/40		18, 36, 17, 20+ HEBERT	19,875
50	1/24	ST. LOUIS	2-3 L (OT)	18-28-4/40		24, 8 HEBERT	<sup>A</sup> 17,178
51	1/26	WINNIPEG	3-1 W	19-28-4/42		19, 39, 22 HEBERT	<sup>A</sup> 17,190
52	1/28	N.Y. RANGERS	3-2 W	20-28-4/44		20, 8, 2 HEBERT	<sup>A</sup> 17,250
53	1/29	@ LOS ANGELES	1-5 L	20-29-4/44		21 HEBERT/TUGNUTT	16,005
54	2/2	CALGARY	2-4 L	20-30-4/44		14, 25 TUGNUTT	<sup>A</sup> 17,214
55	2/4	VANCOUVER	3-0 W	21-30-4/46		22*, 19, 20 HEBERT	<sup>A</sup> 17,229
56	2/6	CHICAGO	2-3 L	21-31-4/46		14, 24 HEBERT	<sup>A</sup> 17,265
57	2/11	LOS ANGELES	3-5 L	21-32-4/46		22, 20, 2 HEBERT	<sup>A</sup> 17,345
58	2/13	@ EDMONTON	6-3 W	22-32-4/48	24, 14, 25, 14, 25, 18	TUGNUTT	13,453
59	2/16	PHILADELPHIA	6-3 W	23-32-4/50		22, 20, 7, 14, 14, 24 HEBERT	<sup>A</sup> 17,268
60	2/18	QUEBEC	0-1 L	23-33-4/50		NONE TUGNUTT	<sup>A</sup> 17,263
61	2/20	@ ST. LOUIS	1-4 L	23-34-4/50		25 HEBERT	18,150
62	2/23	@ BUFFALO	2-4 L	23-35-4/50		25, 39 HEBERT	15,651
63	2/24	@ PITTSBURGH	2-2 T (OT)	23-35-5/51	8, 14+*	SHTALENKOV	17,168
64	2/26	@ QUEBEC	6-3 W	24-35-5/53	2, 47, 3, 18, 23, 14	HEBERT	15,032
65	3/2	MONTREAL	2-5 L	24-36-5/53		16, 21 HEBERT	<sup>A</sup> 17,248
66	3/4	EDMONTON	4-1 W	25-36-5/55		2, 8, 4, 14 HEBERT	<sup>A</sup> 17,278
67	3/6	@ SAN JOSE	0-6 L	25-37-5/55		NONE HEBERT/SHTALENKOV	17,190
68	3/8	@ CHICAGO (@ PHX)	0-3 L	25-38-5/55		NONE SHTALENKOV	13,847
69	3/9	BUFFALO	0-3 L	25-39-5/55		NONE HEBERT	<sup>A</sup> 17,256
70	3/11	CHICAGO	2-3 L	25-40-5/55		20*, 20 HEBERT	<sup>A</sup> 17,265
71	3/13	OTTAWA	5-1 W	26-40-5/57	24, 36, 6, 18, 20	SHTALENKOV	<sup>A</sup> 17,225
72	3/16	LOS ANGELES	5-2 W	27-40-5/59		14, 4, 47, 8, 8 SHTALENKOV	<sup>A</sup> 17,325
73	3/22	@ DALLAS	3-4 L	27-41-5/59		23, 32, 21 SHTALENKOV	16,914
74	3/24	@ BOSTON	3-5 L	27-42-5/59		47, 25, 6* HEBERT	14,448
75	3/26	@ HARTFORD	3-2 W	28-42-5/61		22*, 22, 36 HEBERT	15,635
76	3/27	@ PHILADELPHIA	3-2 W (OT)	29-42-5/63		16, 18, 18 HEBERT	17,380
77	3/30	@ LOS ANGELES	5-2 W	30-42-5/65		23, 47, 39, 16, 14S HEBERT	16,005
78	3/31	EDMONTON	2-3 L (OT)	30-43-5/65		47, 14 HEBERT	<sup>A</sup> 17,293
79	4/2	TORONTO	3-1 W	31-43-5/67		14, 48, 47 HEBERT	17,281
80	4/6	@ CALGARY	2-4 L	31-44-5/67		18, 18 HEBERT	20,230
81	4/8	@ EDMONTON	3-1 W	32-44-5/69		21, 18, 8 HEBERT	15,701
82	4/9	@ VANCOUVER	3-1 W	33-44-5/71		8, 21, 14S SHTALENKOV	16,150
83	4/11	CALGARY	0-3 L	33-45-5/71		NONE SHTALENKOV	<sup>A</sup> 17,291
84	4/13	VANCOUVER	1-2 L	33-46-5/71		4 HEBERT	<sup>A</sup> 17,295

GOAL KEY: UNDERLINE = POWER PLAY GOAL; \* = SHORTHANDED GOAL; BOLD = GAME-WINNING GOAL; + = GAME-TYING GOAL; S = EMPTY NET GOAL. WHEN TWO GOALTENDERS PLAY IN ONE GAME, ALL CAPS RECEIVED DECISION. ^ = SELLOUT AT THE ARROWHEAD POND.

# YEAR-BY-YEAR FINAL STATISTICS

## 2007-08 FINAL STATISTICS

POS	NO.	PLAYER	GP	TOI	G	A	PTS	+/-	PIM	PP	SH	GW	S	PCTG
R	15	RYAN GETZLAF	77	19:38	24	58	82	32	94	4	1	2	185	13.0
C	10	COREY PERRY	70	17:57	29	25	54	12	108	11	0	4	200	14.5
L	14	CHRIS KUNITZ	82	16:54	21	29	50	8	80	7	1	6	196	10.7
D	25	CHRIS PRONGER	72	26:00	12	31	43	1	128	8	0	4	182	6.6
R	4	TODD BERTUZZI	68	16:27	14	26	40	8	97	4	0	2	121	11.6
D	11	MATHIEU SCHNEIDER	65	22:17	12	27	39	22	50	5	0	2	139	8.6
C	39	^DOUG WEIGHT	67	14:36	10	15	25	4	32	2	0	1	96	10.4
D	27	SCOTT NIEDERMAYER	48	23:54	8	17	25	2	16	7	0	3	87	9.2
R	8	TEEMU SELANNE	26	18:07	12	11	23	5	8	7	0	2	87	13.8
D	23	FRANCOIS BEAUCHEMIN	82	25:31	2	19	21	9	59	0	0	2	144	1.4
D	7	^MARC-ANDRE BERGERON	55	17:23	9	10	19	16	20	8	0	1	108	8.3
D	40	KENT HUSKINS	76	16:04	4	15	19	23	59	1	0	2	46	8.7
C	22	TODD MARCHANT	75	14:49	9	7	16	3	48	0	0	0	93	9.7
C	44	ROB NIEDERMAYER	78	17:42	8	8	16	1	54	0	1	1	111	7.2
C	26	SAMUEL PAHLSSON	56	18:46	6	9	15	2	34	0	3	3	94	6.4
R	54	^BOBBY RYAN	23	11:15	5	5	10	1	6	3	0	0	37	13.5
D	21	SEAN O'DONNELL	82	17:14	2	7	9	9	84	0	1	0	25	8.0
C	20	^RYAN CARTER	34	10:29	4	4	8	2	36	0	0	1	56	7.1
L	32	TRAVIS MOEN	77	15:49	3	5	8	10	81	0	1	1	98	3.1
L	18	^DREW MILLER	26	11:11	2	3	5	1	6	0	0	0	30	6.7
D	33	JOE DIPENTA	23	10:39	1	4	5	3	16	0	0	0	5	20.0
R	16	GEORGE PARROS	69	5:56	1	4	5	3	183	0	0	0	30	3.3
L	24	BRAD MAY	61	6:37	3	1	4	2	53	0	0	2	34	8.8
C	17	^BRIAN SUTHERBY	50	8:35	1	1	2	4	64	0	0	0	49	2.0
C	56	^PETTERI WIRTANEN	3	4:11	1	0	1	1	2	0	0	1	1	100.0
R	28	MARK MOWERS	17	9:02	1	0	1	0	8	0	0	0	6	16.7
C	48	^ANDREW EBBETT	3	13:18	0	0	0	3	2	0	0	0	3	.0
D	20	MAXIM KONDRATIEV	4	7:30	0	0	0	2	0	0	0	0	1	.0
R	42	JASON KING	4	10:56	0	0	0	3	0	0	0	0	2	.0
C	20	GEOFF PLATT	5	11:17	0	0	0	2	2	0	0	0	4	.0

NO.	GOALTENDER	GPI	MINS	AVG	W	L	OT	EN	SO	GA	SA	SV%	G	A	PIM
1	*JONAS HILLER	23	1223	2.06	10	7	1	0	0	42	578	.927	0	1	0
35	*J.S. Giguere	58	3310	2.12	35	17	6	5	4	117	1508	.922	0	0	4

ANA GOALTEENDING TOTALS	82	5007	2.20	47	27	8	6	4	179	1930	.907	0	1	4
-------------------------	----	------	------	----	----	---	---	---	-----	------	------	---	---	---

\* Rookie  
^ Acquired Midseason

## 2006-07 FINAL STATISTICS

POS	NO.	PLAYER	GP	TOI	G	A	PTS	+/-	PIM	PP	SH	GW	S	PCTG
R	8	TEEMU SELANNE	82	17:41	48	46	94	26	82	25	0	10	257	18.7
C	19	ANDY MCDONALD	82	17:35	27	51	78	16	46	8	0	3	252	10.7
D	27	SCOTT NIEDERMAYER	79	27:30	15	54	69	6	86	9	0	3	172	8.7
L	14	CHRIS KUNITZ	81	17:03	25	35	60	23	81	11	0	5	180	13.9
D	25	CHRIS PRONGER	66	27:05	13	46	59	27	69	8	0	2	166	7.8
C	15	RYAN GETZLAF	82	15:03	25	33	58	17	66	11	1	6	203	12.3
R	17	^DUSTIN PENNER	82	13:59	29	16	45	2	58	9	0	5	204	14.2
R	10	COREY PERRY	82	12:28	17	27	44	12	55	4	0	3	194	8.8
D	23	FRANCOIS BEAUCHEMIN	71	25:28	7	21	28	7	49	2	0	0	128	5.5
C	26	SAMUEL PAHLSSON	82	17:21	8	18	26	4	42	0	0	1	111	7.2
C	22	TODD MARCHANT	56	15:10	8	15	23	7	44	0	3	2	115	7.0
L	32	TRAVIS MOEN	82	14:48	11	10	21	4	101	0	0	0	124	8.9
D	21	SEAN O'DONNELL	79	19:55	2	15	17	9	92	0	0	1	47	4.3
C	44	ROB NIEDERMAYER	82	16:38	5	11	16	8	77	0	0	0	106	4.7
D	5	^RIC JACKMAN	31	13:41	2	10	12	0	20	1	0	1	36	5.6
R	38	^RYAN SHANNON	53	10:38	2	9	11	2	10	0	0	0	77	2.6
L	45	SHAWN THORNTON	48	8:26	2	7	9	3	88	0	0	0	60	3.3
D	33	JOE DIPENTA	76	12:09	2	6	8	1	48	0	0	1	33	6.1
L	24	^BRAD MAY	24	9:49	0	4	4	1	21	0	0	0	22	.0
C	13	^MARK HARTIGAN	12	10:46	1	2	3	1	6	1	0	0	15	6.7
D	40	KENT HUSKINS	33	14:04	0	3	3	3	14	0	0	0	16	.0
G	35	J GIGUERE	56	57:56	0	2	2	0	0	0	0	0	0	.0
R	16	^GEORGE PARROS	34	5:03	1	0	1	3	102	0	0	0	19	5.3
G	29	^SEBASTIEN CARON	2	44:05	0	0	0	0	0	0	0	0	0	.0
G	30	ILYA BRYZGALOV	27	55:52	0	0	0	0	0	0	0	0	0	.0

RNK	SW#	GOALTENDER	GPI	MINS	AVG	W	L	OT	EN	SO	GA	SA	SV%	G	A	PIM
29		SEBASTIEN CARON	1	28	2.14	0	0	0	1	0	1	6	.833	0	0	0
7	35	J GIGUERE	56	3245	2.26	36	10	8	1	4	122	1490	.918	0	2	0
19	30	ILYA BRYZGALOV	27	1509	2.47	10	8	6	0	1	62	668	.907	0	0	0
31		*MICHAEL WALL	4	202	2.97	2	2	0	1	0	10	81	.877	0	1	0

ANA GOALTEENDING TOTALS	82	5010	2.37	48	20	14	3	5	198	2248	.912	0	0	0
-------------------------	----	------	------	----	----	----	---	---	-----	------	------	---	---	---

\* Rookie  
^ Acquired Midseason

# YEAR-BY-YEAR FINAL STATISTICS

## 2005-06 FINAL STATISTICS

POS	NO.	PLAYER	GP	TOI	G	A	PTS	+/-	PIM	PP	SH	GW	S	PCTG
R	13	TEEMU SELANNE	80	17:47	40	50	90	28	44	18	0	5	267	15.0
C	19	ANDY MCDONALD	82	16:48	34	51	85	24	32	13	0	7	229	14.8
D	27	SCOTT NIEDERMAYER	82	25:30	13	50	63	8	96	9	0	3	181	7.2
R	15	JOFFREY LUPUL	81	16:37	28	25	53	13-	48	12	2	2	296	9.5
L	38	*CHRIS KUNITZ	69	13:53	19	22	41	16	71	5	1	2	149	12.8
C	44	ROB NIEDERMAYER	76	17:52	15	24	39	5-	89	4	1	2	140	10.7
C	51	*RYAN GETZLAF	57	12:34	14	25	39	6	22	10	0	1	116	12.1
D	23	*FRANCOIS BEAUCEMIN	72	23:09	8	28	36	2	52	4	0	3	137	5.8
C	22	TODD MARCHANT	79	17:15	9	25	34	2	66	0	0	0	132	6.8
R	17	JONATHAN HEDSTROM	79	16:16	13	14	27	2	48	2	2	5	99	13.1
R	61	*COREY PERRY	56	11:34	13	12	25	1	50	4	0	2	98	13.3
L	29	TODD FEDORUK	76	8:24	4	19	23	6	174	0	0	1	69	5.8
C	26	SAMUEL PAHLSSON	82	16:30	11	10	21	1-	34	0	3	1	116	9.5
D	24	RUSLAN SALEI	78	22:30	1	18	19	17	114	0	0	0	108	.9
L	12	JEFF FRIESE	51	13:22	4	7	11	15-	32	0	0	1	75	5.3
D	21	SEAN O'DONNELL	78	16:33	2	9	11	6	147	0	0	0	33	6.1
D	33	JOE DIPENTA	72	13:31	2	6	8	8	46	0	0	0	27	7.4
D	5	VITALY VISHNEVSKI	82	16:25	1	7	8	8	91	0	0	0	90	1.1
L	32	TRAVIS MOEN	39	11:02	4	1	5	3-	72	0	0	0	28	14.3
D	6	JASON MARSHALL	23	11:46	0	4	4	2	34	0	0	0	25	.0
G	30	*ILYA BRYZGALOV	31	51:17	0	2	2	0	4	0	0	0	0	.0
G	35	J GIGUERE	60	57:10	0	0	0	0	20	0	0	0	0	.0

SW#	GOALTENDER	GPI	MINS	AVG	W	L	T	EN	SO	GA	SA	SV%	G	A	PIM
12	30 *ILYA BRYZGALOV	31	1575	2.51	13	12	1	2	1	66	733	.910	0	2	4
21	35 J GIGUERE	60	3381	2.66	30	15	11	4	2	150	1692	.911	0	0	20

**ANA GOALTENDING TOTALS**

\* Rookie

## 2003-04 FINAL STATISTICS

POS	NO.	PLAYER	GP	TOI	G	A	PTS	+/-	PIM	PP	SH	GW	GT	S	PCTG
C	91	SERGEI FEDOROV	80	21:04	31	34	65	5-	42	9	2	6	1	268	11.6
L	40	VACLAV PROSPAL	82	18:37	19	35	54	9-	54	7	0	4	1	185	10.3
R	39	PETR SYKORA	81	17:57	23	29	52	9-	34	6	0	2	0	277	8.3
C	20	STEVE RUCCHIN	82	19:46	20	23	43	14-	12	9	1	1	0	148	13.5
C	15	*JOFFREY LUPUL	75	13:36	13	21	34	6-	28	4	0	2	1	137	9.5
C	19	ANDY MCDONALD	79	16:33	9	21	30	13-	24	2	1	1	1	162	5.6
C	44	ROB NIEDERMAYER	55	19:28	12	16	28	6-	34	6	0	2	1	111	10.8
D	28	NICLAS HAVELID	79	22:38	6	20	26	28-	28	5	0	3	0	122	4.9
D	14	MARTIN SKOULA	79	18:22	4	21	25	5	32	1	0	0	1	84	4.8
C	26	SAMUEL PAHLSSON	82	16:51	8	14	22	2-	52	1	0	2	0	134	6.0
L	10	JASON KROG	80	11:58	6	12	18	4-	16	1	0	1	0	111	5.4
L	23	STANISLAV CHISTOV	56	12:19	2	16	18	16-	26	2	0	0	0	70	2.9
D	5	VITALY VISHNEVSKI	73	17:09	6	10	16	0	51	0	0	0	0	86	7.0
D	8	SANDIS OZOLINSH	36	19:56	5	11	16	7-	24	1	0	2	1	58	8.6
D	24	RUSLAN SALEI	82	23:41	4	11	15	1-	110	0	1	2	0	145	2.8
L	27	PETR SCHASTLIVY	65	10:08	4	4	8	4-	18	1	0	2	0	85	4.7
D	3	KEITH CARNEY	69	21:42	2	5	7	5-	42	1	0	0	0	58	3.4
L	38	*CHRIS KUNITZ	21	9:07	0	6	6	1	12	0	0	0	0	31	.0
L	12	MIKE LECLERC	10	15:37	1	3	4	1-	4	0	0	0	0	19	5.3
D	4	LANCE WARD	46	8:40	0	4	4	1-	94	0	0	0	0	26	.0
L	17	*CAM SEVERSON	31	7:21	3	0	3	3-	50	1	0	0	0	24	12.5
L	55	GARRETT BURNETT	39	3:35	1	2	3	0	184	0	0	0	0	24	4.2
C	18	*MIKAEL HOLMQVIST	21	8:23	2	0	2	6-	25	0	0	0	0	18	11.1
C	46	*TONY MARTENSSON	6	6:58	1	1	2	2-	0	0	0	0	0	4	25.0
G	35	J GIGUERE	55	58:22	0	2	2	0	4	0	0	0	0	0	.0
D	41	CHRIS ARMSTRONG	4	12:32	0	1	1	1-	0	0	0	0	0	8	.0
L	22	ALEXEI SMIRNOV	8	7:17	0	1	1	0	2	0	0	0	0	8	.0
G	30	*ILYA BRYZGALOV	1	60:29	0	0	0	0	0	0	0	0	0	0	.0
D	33	*MARK POPOVIC	1	13:48	0	0	0	0	0	0	0	0	0	1	.0
L	48	CASEY HANKINSON	4	6:20	0	0	0	0	4	0	0	0	0	0	.0
R	21	DAN BYLSMA	11	7:04	0	0	0	3-	0	0	0	0	0	6	.0
G	29	MARTIN GERBER	32	53:04	0	0	0	0	4	0	0	0	0	0	.0

SW#	GOALTENDER	GPI	MINS	AVG	W	L	T	EN	SO	GA	SA	SV%	G	A	PIM
15	29 MARTIN GERBER	32	1698	2.26	11	12	4	3	2	64	785	.918	0	0	4
37	35 J GIGUERE	55	3210	2.62	17	31	6	4	3	140	1623	.914	0	2	4

**ANA GOALTENDING TOTALS**

# YEAR-BY-YEAR FINAL STATISTICS

## 2002-03 FINAL STATISTICS

POS	NO.	PLAYER	GP	TOI	G	A	PTS	+/-	PIM	PP	SH	GW	GT	S	PCTG
L	9	PAUL KARIYA	82	20:17	25	56	81	3-	48	11	1	2	1	257	9.7
R	39	PETR SYKORA	82	18:28	34	25	59	7-	24	15	1	5	1	299	11.4
C	20	STEVE RUCCHIN	82	21:05	20	38	58	14-	12	6	1	4	0	194	10.3
C	77	ADAM OATES	67	18:38	9	36	45	1-	16	4	0	2	0	67	13.4
D	8	SANDIS OZOLINSH	82	26:01	12	32	44	6-	56	6	0	3	0	137	8.8
D	28	NICLAS HAVELID	82	22:29	11	22	33	5	30	4	0	5	0	169	6.5
R	32	STEVE THOMAS	81	12:53	14	16	30	10	53	1	0	4	0	118	11.9
L	23	*STANISLAV CHISTOV	79	13:35	12	18	30	4	54	3	0	2	0	114	10.5
L	12	MIKE LECLERC	57	16:56	9	19	28	8-	34	1	0	4	0	122	7.4
L	10	JASON KROG	67	13:47	10	15	25	1	12	0	1	1	0	92	10.9
C	44	ROB NIEDERMAYER	86	17:05	10	12	22	10-	57	3	0	1	0	125	8.0
D	3	KEITH CARNEY	61	22:33	4	18	22	8	65	0	0	1	2	87	4.6
C	19	ANDY MCDONALD	46	18:30	10	11	21	1-	14	3	0	1	0	92	10.9
R	18	PATRIC KJELLBERG	76	15:37	8	11	19	9-	16	2	1	2	0	95	8.4
C	26	SAMUEL PAHLSSON	34	13:19	4	11	15	10	18	0	1	2	0	28	14.3
D	24	RUSLAN SALEI	61	21:53	4	8	12	2	78	0	0	0	0	93	4.3
D	2	FREDRIK OLAUSSON	44	14:26	2	6	8	0	22	2	0	1	0	38	5.3
D	5	VITALY VISHNEVSKI	80	14:10	2	6	8	8-	76	0	1	0	0	65	3.1
C	11	MARC CHOUINARD	70	9:24	3	4	7	9-	40	0	1	0	0	52	5.8
L	22	*ALEXEI SMIRNOV	44	8:49	3	2	5	1-	18	0	0	1	0	46	6.5
D	4	LANCE WARD	65	8:14	3	2	5	6-	121	0	0	1	0	52	5.8
R	21	DAN BYLSMA	39	9:28	1	4	5	1-	12	0	0	0	0	23	4.3
L	25	KEVIN SAWYER	31	6:05	2	1	3	2-	115	0	0	0	0	11	18.2
D	34	*KURT SAUER	80	18:32	1	2	3	23-	74	0	0	0	0	50	2.0
G	29	MARTIN GERBER	22	54:41	0	1	1	0	0	0	0	0	0	0	0
G	35	J GIGUERE	65	58:04	0	0	0	0	8	0	0	0	0	0	0

SW#	GOALTENDER	GPI	MINS	AVG	W	L	T	EN	SO	GA	SA	SV%	G	A	PIM
29	MARTIN GERBER	22	1203	1.95	6	11	3	4	1	39	548	.929	0	1	0
35	J GIGUERE	65	3775	2.30	34	22	6	5	8	145	1820	.920	0	0	8
<b>ANA GOALTENDING TOTALS</b>		<b>82</b>	<b>4997</b>	<b>2.32</b>	<b>40</b>	<b>33</b>	<b>9</b>	<b>9</b>	<b>9</b>	<b>193</b>	<b>2377</b>	<b>.919</b>			

\* Rookie

## 2001-02 FINAL STATISTICS

POS	NO.	PLAYER	GP	G	A	PTS	+/-	PIM	PP	SH	GW	GT	SH	S%	SHFT	TOI
L	9	PAUL KARIYA	82	32	25	57	15-	28	11	0	8	1	289	11.1	24.9	22:12
C	17	MATT CULLEN	79	18	30	48	1-	24	3	1	4	0	164	11.0	21.4	17:00
L	12	MIKE LECLERC	82	20	24	44	12-	107	8	0	4	0	178	11.2	21.0	17:22
L	11	JEFF FRIESEN	81	17	26	43	1-	44	1	1	0	0	161	10.6	22.0	17:59
D	10	OLEG TVERDOVSKY	73	6	26	32	0	31	2	0	1	0	147	4.1	25.0	22:50
C	19	*ANDY MCDONALD	53	7	21	28	2	10	2	0	3	0	79	8.9	19.5	15:58
L	13	GERMAN TITOV	66	13	14	27	4	36	1	0	2	0	63	20.6	16.2	12:28
C	33	JASON YORK	74	5	20	25	11-	60	3	0	2	0	104	4.8	23.3	19:19
D	20	STEVE RUCCHIN	38	7	16	23	3-	6	4	0	1	0	57	12.3	24.0	19:17
C	26	SAMUEL PAHLSSON	80	6	14	20	16-	26	1	1	0	0	99	6.1	20.3	16:24
R	18	PATRIC KJELLBERG	77	8	11	19	12-	16	4	0	0	0	88	9.1	20.4	17:04
R	21	DAN BYLSMA	77	8	9	17	5	28	0	1	2	0	72	11.1	15.9	11:36
D	3	KEITH CARNEY	60	5	9	14	14	30	0	0	1	0	66	7.6	26.1	20:46
D	7	PAVEL TRNKA	71	2	11	13	5-	66	1	0	0	0	78	2.6	21.7	17:03
D	24	RUSLAN SALEI	82	4	7	11	10-	97	0	0	1	0	96	4.2	25.6	21:25
C	32	MARC CHOUINARD	45	4	5	9	2	10	0	0	0	0	40	10.0	15.4	10:35
L	27	DENNY LAMBERT	73	2	5	7	1	213	0	0	0	0	51	3.9	10.3	6:59
R	23	SERGEI KRIVOKRASOV	26	2	3	5	2-	36	0	0	1	0	51	3.9	16.5	12:07
D	28	NICLAS HAVELID	52	1	2	3	13-	40	0	0	0	0	45	2.2	21.3	17:00
L	29	*TIMO PARSSINEN	17	0	3	3	0	2	0	0	0	0	16	.0	14.7	11:44
D	5	VITALY VISHNEVSKI	74	0	3	3	10-	60	0	0	0	0	54	.0	22.3	17:37
L	25	KEVIN SAWYER	57	1	1	2	4-	221	0	0	0	0	29	3.4	8.8	5:45
D	36	DREW BANNISTER	1	0	0	0	0	0	0	0	0	0	1	.0	19.0	13:19
D	4	ANTTI-JUSSI NIEMI	1	0	0	0	1-	0	0	0	0	0	.0	.0	14.0	9:53
G	30	*ILYA BRYZGALOV	1	0	0	0	0	0	0	0	0	0	0	.0	2.0	32:02
D	37	ARIS BRIMANIS	5	0	0	0	1-	9	0	0	0	0	2	.0	13.4	9:31
G	31	STEVE SHIELDS	33	0	0	0	0	4	0	0	0	0	0	.0	3.4	53:51
G	35	J GIGUERE	53	0	0	0	0	28	0	0	0	0	0	.0	3.8	58:53

RNK	SW#	GOALTENDER	GPI	MINS	AVG	W-L-T	EN	SO	GA	SA	SV%	G	A	PIM
30	*ILYA BRYZGALOV	1	32	1.88	0-0-0	0	0	1	12	.917	0	0	0	0
5	35	J GIGUERE	53	3127	2.13	20-25-6	3	4	111	1384	.920	0	0	28
29	31	STEVE SHIELDS	33	1777	2.67	9-20-2	4	0	79	850	.907	0	0	4
<b>ANA GOALTENDING TOTALS</b>		<b>82</b>	<b>4976</b>	<b>2.39</b>	<b>29-45-8</b>	<b>7</b>	<b>5</b>	<b>198</b>	<b>2253</b>	<b>.912</b>				

STEVE SHIELDS and J GIGUERE shared a shutout vs. CGY on Dec 8, 2001

\* Rookie



# YEAR-BY-YEAR FINAL STATISTICS

## 2000-01 FINAL STATISTICS

POS	NO.	PLAYER	GP	G	A	PTS	+/-	PIM	PP	SH	GW	GT	SH	%	SHFT	TOI
L	9	PAUL KARIYA	66	33	34	67	9-	20	18	3	3	0	230	14.3	24.8	23:01
D	10	OLEG TVERDOVSKY	82	14	39	53	11-	32	8	0	3	2	188	7.4	28.4	24:24
L	11	JEFF FRIESEN (SJ) (ANA)	64	12	24	36	7+	56	2	0	1	0	120	10.0		
		(TOTAL)	79	14	34	48	5	66	4	0	1	0	149	9.4	25.7	21:27
L	16	MARTY McINNIS	75	20	22	42	21-	40	10	0	1	0	136	14.7	23.5	18:29
C	17	MATT CULLEN	82	10	30	40	23-	38	4	0	1	0	159	6.3	23.5	18:14
C	15	TONY HRKAC	80	13	25	38	0	29	0	0	1	0	88	14.8	17.2	13:46
L	12	MIKE LECLERC	54	15	20	35	1-	26	3	0	3	2	130	11.5	22.8	17:35
C	13	GERMAN TITOV	71	9	11	20	21-	61	1	0	0	0	78	11.5	20.5	15:53
L	18	*PETR TENKRAT	46	5	9	14	11-	16	0	0	2	1	79	6.3	16.7	12:48
D	28	NICLAS HAVELID	47	4	10	14	6-	34	2	0	1	0	69	5.8	27.8	21:51
R	19	JIM CUMMINS	79	5	6	11	11-	167	0	0	1	0	45	11.1	10.1	7:14
D	25	MIKE CROWLEY	39	1	10	11	16-	20	0	0	1	0	45	2.2	23.2	17:21
D	5	VITALY VISHNEVSKI	76	1	10	11	1-	99	0	0	0	0	49	2.0	25.5	19:13
D	27	PASCAL TREPANIER	57	6	4	10	12-	73	3	0	0	1	86	7.0	22.2	16:47
L	21	DAN BYLSMA	82	1	9	10	12-	22	0	0	0	0	50	2.0	16.4	11:44
C	26	*SAMUEL PAHLSSON (BOS)	17	1	1	2	5-	6	0	0	0	0	13	7.7		
		(ANA)	59	3	4	7	9-	13	1	1	1	0	46	6.5		
		(TOTAL)	76	4	5	9	14-	20	1	1	1	0	59	6.8	19.6	14:13
C	20	STEVE RUCCHIN	16	3	5	8	5-	0	2	0	0	0	19	15.8	23.3	18:47
D	7	PAVEL TRNKA	59	1	7	8	12-	42	0	0	0	0	59	1.7	26.8	20:06
C	32	*MARC CHOQUINARD	44	3	4	7	5-	12	0	0	1	0	26	11.5	12.4	7:49
D	24	RUSLAN SALEI	50	1	5	6	14-	70	0	0	0	0	73	1.4	27.0	20:39
C	22	JONAS RONNQVIST	38	0	4	4	7-	14	0	0	0	0	30	.0	14.7	10:37
C	14	ANTTI AALTO	12	1	1	2	1	2	0	0	0	0	18	5.6	15.3	10:36
D	40	*ANTTI-JUSSI NIEMI	28	1	1	2	6-	22	0	0	0	0	18	5.6	22.6	15:56
G	35	J GIGUERE	34	0	2	2	0	8	0	0	0	0	0	.0	3.6	59:44
C	11	*ANDY McDONALD	16	1	0	1	0	6	0	0	0	0	21	4.8	15.3	11:10
L	46	KEVIN SAWYER	9	0	1	1	1-	27	0	0	0	0	6	.0	10.1	6:30
L	37	*BOB WREN	1	0	0	0	1-	0	0	0	0	0	0	.0	15.0	11:41
G	1	*GREGG NAUMENKO	2	0	0	0	0	2	0	0	0	0	0	.0	2.0	35:03

RNK	SW#	GOALTENDER	GPI	MINS	AVG	W-L-T	EN	SO	GA	SA	SV%	G	A	PIM
28	35	J GIGUERE	34	2031	2.57	11-17-5	3	4	87	976	.911	0	2	8
40	30	DOMINIC ROUSSEL	13	653	2.85	2-5-2	2	0	31	295	.895	0	0	0
43	31	GUY HEBERT	41	2215	3.12	12-23-4	0	2	115	1112	.897	0	0	0
	1	*GREGG NAUMENKO	2	70	6.00	0-1-0	0	0	7	29	.759	0	0	2
<b>ANA GOALTENDING TOTALS</b>			<b>82</b>	<b>4995</b>	<b>2.94</b>	<b>25-46-11</b>	<b>5</b>	<b>6</b>	<b>245</b>	<b>2417</b>	<b>.899</b>	<b>0</b>	<b>2</b>	<b>10</b>

## 1999-00 FINAL STATISTICS

POS	NO.	PLAYER	GP	G	A	PTS	+/-	PIM	PP	SH	GW	GT	S	PCTG
LW	9	PAUL KARIYA	74	42	44	86	+22	24	11	3	3	0	324	13.0
RW	8	TEEMU SELANNE	79	33	52	85	6	12	8	0	6	2	236	14.0
C	20	STEVE RUCCHIN	71	19	38	57	9	16	10	0	2	2	131	14.5
D	10	OLEG TVERDOVSKY	82	15	36	51	5	30	5	0	5	0	153	9.8
C	11	KIP MILLER (PIT) (ANA)	44	4	15	19	-1	10	0	0	1	0	50	8.0
		(TOTAL)	30	6	17	23	1	4	2	0	1	0	32	18.8
		(TOTAL)	74	10	32	42	0	14	2	0	2	0	82	12.2
C	17	MATT CULLEN	80	13	26	39	5	24	1	0	1	0	137	9.5
D	2	FREDRIK OLAUSSON	70	15	19	34	-13	28	8	0	1	1	120	12.5
C	22	JORGEN JONSSON (NYI) (ANA)	68	11	17	28	-6	16	1	2	0	0	95	11.6
		(TOTAL)	13	1	2	3	-2	0	0	0	1	0	21	4.8
		(TOTAL)	81	12	19	31	-8	16	1	2	1	0	116	10.3
L	21	TED DONATO	81	11	19	30	-3	26	2	0	3	0	138	8.0
L	16	MARTY McINNIS	62	10	18	28	-4	26	2	1	2	0	129	7.8
R	29	LADISLAV KOHN*	77	5	16	21	-17	27	1	0	1	1	123	4.1
L	12	MIKE LECLERC	69	8	11	19	-15	70	0	0	2	0	105	7.6
R	19	JEFF NIELSEN	79	8	10	18	4	14	1	0	0	0	113	7.1
C	14	ANTTI AALTO	63	7	11	18	-13	26	1	0	1	0	102	6.9
D	7	PAVEL TRNKA	57	2	15	17	12	34	0	0	0	1	54	3.7
C	15	TONY HRKAC	67	4	9	13	-3	8	1	0	0	0	39	10.3
D	24	RUSLAN SALEI	71	5	5	10	3	94	1	0	0	0	116	4.3
D	28	NICLAS HAVELID	50	2	7	9	0	20	0	0	2	0	70	2.9
D	5	KEVIN HALLER	67	3	5	8	-8	61	0	0	2	0	50	6.0

# YEAR-BY-YEAR FINAL STATISTICS

## 1999-00 FINAL STATISTICS (CONTINUED)

RW	33	ED WARD (ATL)	44	5	1	6	-5	44	0	2	0	0	51	9.8
		(ANA)	8	1	0	1	-2	15	0	0	0	0	5	20.0
		(TOTAL)	52	6	1	7	-7	59	0	2	0	0	56	10.7
D	27	PASCAL TREPANIER	37	0	4	4	2	54	0	0	0	0	33	0.0
LW	32	STU GRIMSON	50	1	2	3	0	116	0	0	0	0	14	7.1
D	23	JASON MARSHALL	55	0	3	3	-10	88	0	0	0	0	41	0.0
D	6	VITALY VISHNEVSKI*	31	1	1	2	0	26	1	0	0	0	17	5.9
G	31	GUY HEBERT	68	0	2	2	0	2	0	0	0	0	0	0.0
LW	18	MAXIM BALMOCHNYKH*	6	0	1	1	2	2	0	0	0	0	6	0.0
LW	26	JEREMY STEVENSON	3	0	0	0	-1	7	0	0	0	0	2	0.0
RW	25	FRANK BANHAM*	3	0	0	0	0	2	0	0	0	0	4	0.0
G	30	DOMINIC ROUSSEL	20	0	0	0	0	6	0	0	0	0	0	0.0
<b>NO.</b>		<b>GOALTENDER</b>	<b>GP</b>	<b>MIN</b>	<b>GAA</b>	<b>W-L-T</b>	<b>EN</b>	<b>SO</b>	<b>GA</b>	<b>SHOTS</b>	<b>SV%</b>	<b>G</b>	<b>A</b>	<b>PIM</b>
31		GUY HEBERT	68	3976	2.51	28-31-9	8	4	166	1805	.908	0	2	2
30		DOMINIC ROUSSEL	20	988	3.16	6-5-3	1	1	52	445	.883	0	0	6
<b>TEAM TOTALS</b>			<b>82</b>	<b>4992</b>	<b>2.73</b>	<b>34-36-12</b>	<b>9</b>	<b>5</b>	<b>227</b>	<b>2259</b>	<b>.900</b>	<b>0</b>	<b>2</b>	<b>8</b>

\* Rookie

## 1998-99 FINAL STATISTICS

RW	8	TEEMU SELANNE	75	47	60	107	18	30	25	0	7	1	281	16.7
LW	9	PAUL KARIYA	82	39	62	101	17	40	11	2	4	0	429	9.1
C	20	STEVE RUCCHIN	69	23	39	62	11	22	5	1	5	1	145	15.9
D	2	FREDRIK OLAUSSON	74	16	40	56	17	30	10	0	2	0	121	13.2
LW	16	MARTY MCINNIS (CGY)	6	1	1	2	-1	6	0	0	0	0	7	14.3
		(ANA)	75	18	34	52	-14	36	11	1	5	0	139	12.9
		(TOTAL)	81	19	35	54	-15	42	11	1	5	0	146	13.0
RW	17	TOMAS SANDSTROM	58	15	17	32	-5	42	7	0	2	0	107	14.0
C	39	TRAVIS GREEN	79	13	17	30	-7	81	3	1	2	0	165	7.9
C	11	MATT CULLEN	75	11	14	25	-12	47	5	1	1	1	112	9.8
D	24	RUSLAN SALEI	74	2	14	16	1	65	1	0	0	0	123	1.6
C	18	TED DRURY	75	5	6	11	2	83	0	0	0	0	79	6.3
LW	33	JIM MCKENZIE	73	5	4	9	-18	99	1	0	1	0	59	8.5
RW	19	JEFF NIELSEN	80	5	4	9	-12	34	0	0	2	0	94	5.3
C	22	JOHAN DAVIDSSON*	64	3	5	8	-9	14	1	0	1	0	48	6.3
C	14	ANTTI AALTO*	73	3	5	8	-12	24	2	0	0	0	61	4.9
D	23	JASON MARSHALL	72	1	7	8	-5	142	0	0	0	0	63	1.6
D	5	KEVIN HALLER	82	1	6	7	-1	122	0	0	0	0	64	1.6
D	27	PASCAL TREPANIER*	45	2	4	6	0	48	0	1	0	0	49	4.1
D	25	MIKE CROWLEY*	20	2	3	5	-10	16	1	0	1	0	41	4.9
D	7	PAVEL TRNKA	63	0	4	4	-6	60	0	0	0	0	50	.0
LW	32	STU GRIMSON	73	3	0	3	0	158	0	0	1	0	10	30.0
D	4	JAMIE PUSHOR	70	1	2	3	-20	112	0	0	0	0	75	1.3
D	21	SCOTT FERGUSON*	2	0	1	1	0	0	0	0	0	0	1	.0
G	31	GUY HEBERT	69	0	1	1	0	0	0	0	0	0	0	.0
C	10	JOSEF MARHA	10	0	1	1	-4	0	0	0	0	0	13	.0
D	34	DANIEL TREBIL	6	0	0	0	-2	0	0	0	0	0	1	.0
LW	12	MIKE LECLERC*	7	0	0	0	-2	4	0	0	0	0	1	.0
G	30	DOMINIC ROUSSEL	18	0	0	0	0	0	0	0	0	0	0	.0
<b>NO.</b>		<b>GOALTENDER</b>	<b>GP</b>	<b>MIN</b>	<b>GAA</b>	<b>W-L-T</b>	<b>EN</b>	<b>SO</b>	<b>GA</b>	<b>SHOTS</b>	<b>SV%</b>	<b>G</b>	<b>A</b>	<b>PIM</b>
31		GUY HEBERT	69	4083	2.42	31-29-9	3	6	165	2114	.922	0	1	0
30		DOMINIC ROUSSEL	18	884	2.51	4-5-4	1	1	37	478	.923	0	0	0
<b>TEAM TOTALS</b>			<b>82</b>	<b>4990</b>	<b>2.48</b>	<b>35-34-13</b>	<b>4</b>	<b>7</b>	<b>206</b>	<b>2596</b>	<b>.921</b>	<b>0</b>	<b>1</b>	<b>0</b>

## 1997-98 FINAL STATISTICS

RW	8	TEEMU SELANNE	73	52	34	86	12	30	10	1	10	3	268	19.4
C	20	STEVE RUCCHIN	72	17	36	53	8	13	8	1	3	0	131	13.0
C	39	TRAVIS GREEN (NYI)	54	14	12	26	-19	66	8	0	2	1	99	14.1
		(ANA)	22	5	11	16	-10	16	1	0	0	1	4	11.9
		(TOTAL)	76	19	23	42	-29	82	9	0	2	2	141	13.5
D	15	DMITRI MIRONOV	66	6	30	36	-7	115	2	0	1	0	142	4.2
RW	48	SCOTT YOUNG	73	13	20	33	-13	22	4	2	1	0	187	7.0
LW	9	PAUL KARIYA	22	17	14	31	12	23	3	0	2	1	103	16.5
C	45	MATT CULLEN*	61	6	21	27	-4	23	2	0	0	0	75	8.0
C	10	SEAN PRONGER	62	5	15	20	-9	30	1	0	2	0	68	7.4

# YEAR-BY-YEAR FINAL STATISTICS

## 1997-98 FINAL STATISTICS (CONTINUED)

RW	14	JOE SACCO	55	8	11	19	-1	24	0	2	2	0	90	8.9
C	10	JOSEF MARHA* (COL)	11	2	5	7	0	4	0	0	0	0	10	20.0
		(ANA)	12	7	4	11	4	0	3	0	0	0	21	33.3
		(TOTAL)	23	9	9	18	4	4	3	0	0	0	31	29.0
D	36	J.J. DAIGNEAULT	53	2	15	17	-10	28	1	0	1	0	74	2.7
RW	17	TOMAS SANDSTROM	77	9	8	17	-25	64	2	1	0	1	136	6.6
C	13	TED DRURY	73	6	10	16	-10	82	0	1	0	0	110	5.5
D	24	RUSLAN SALEI	66	5	10	15	7	70	1	0	0	1	104	4.8
D	33	DAVID KARPA	78	1	11	12	-3	217	0	0	0	0	64	1.6
RW	29	FRANK BANHAM*	21	9	2	11	-6	12	1	0	0	2	43	20.9
C	12	KEVIN TODD	27	4	7	11	-5	12	3	0	1	0	30	13.3
LW	16	WARREN RYCHEL	63	5	6	11	-10	198	1	0	0	0	62	8.1
RW	19	JEFF NIELSEN*	32	4	5	9	-1	16	0	0	0	0	36	11.1
C	18	MARK JANSSENS	55	4	5	9	-22	116	0	0	1	0	43	9.3
D	23	JASON MARSHALL	72	3	6	9	-8	189	1	0	0	0	68	4.4
D	4	JAMIE PUSHOR (DET)	54	2	5	7	2	71	0	0	0	0	43	4.7
		(ANA)	10	0	2	2	1	10	0	0	0	0	8	.0
		(TOTAL)	64	2	7	9	3	81	0	0	0	0	51	3.9
LW	40	JEREMY STEVENSON*	45	3	5	8	-4	101	0	0	1	0	43	7.0
D	5	DREW BANNISTER												
		(EDM)	34	0	2	2	-7	42	0	0	0	0	27	.0
		(ANA)	27	0	6	6	-2	47	0	0	0	0	23	.0
		(TOTAL)	61	0	8	8	-9	89	0	0	0	0	50	.0
D	7	PAVEL TRNKA*	48	3	4	7	-4	40	1	0	0	1	46	6.5
D	6	DOUG HOUDA (NYI)	31	1	2	3	-6	47	0	0	0	0	15	6.7
		(ANA)	24	1	2	3	-5	52	0	1	0	0	9	11.1
		(TOTAL)	55	2	4	6	-11	99	0	1	0	0	24	8.3
D	38	MIKE CROWLEY*	8	2	2	4	0	8	0	0	1	0	17	11.8
RW	46	J.F. JOMPHE	9	1	3	4	1	8	0	0	0	0	8	12.5
D	29	DARREN VAN IMPE	19	1	3	4	-10	4	0	0	0	0	21	4.8
RW	22	BRENT SEVERYN	37	1	3	4	-3	133	0	0	0	0	27	3.7
C	21	ESPEN KNUTSEN*	19	3	0	3	-10	6	1	0	0	1	21	14.3
RW	52	PETER LeBOUILLIER*	12	1	1	2	-1	55	0	0	0	0	6	16.7
C	32	RICHARD PARK	15	0	2	2	-3	8	0	0	0	0	14	.0
LW	11	SHAWN ANTOSKI	9	1	0	1	1	18	0	0	0	0	6	16.7
D	34	DAN TREBIL	21	0	1	1	-8	2	0	0	0	0	11	.0
D	2	BOBBY DOLLAS	22	0	1	1	-12	27	0	0	0	0	11	.0
G	35	MIKHAIL SHTALENKOV	40	0	1	1	0	0	0	0	0	0	0	.0
G	31	GUY HEBERT	46	0	1	1	0	4	0	0	0	0	0	.0
LW	42	BARRY NIECKAR	1	0	0	0	0	2	0	0	0	0	0	.0
RW	36	TONY TUZZOLINO*	1	0	0	0	-2	2	0	0	0	0	0	.0
D	37	MARC MORO*	1	0	0	0	0	0	0	0	0	0	0	.0
LW	50	BOB WREN*	3	0	0	0	0	0	0	0	0	0	4	.0
C	44	ANTTI AALTO*	3	0	0	0	-1	0	0	0	0	0	1	.0
G	67	TOM ASKEY*	7	0	0	0	0	0	0	0	0	0	0	.0
LW	27	MIKE LECLERC*	7	0	0	0	-6	6	0	0	0	0	11	.0

NO.	GOALTENDER	GP	MIN	GAA	W-L-T	EN	SO	GA	SHOTS	SV%	G	A	PIM
67	TOM ASKEY*	7	273	2.64	0-1-2	2	0	12	113	.894	0	0	0
31	GUY HEBERT	46	2660	2.93	13-24-6	4	3	130	1339	.903	0	1	4
35	M. SHTALENKOV	40	2049	3.22	13-18-5	3	1	110	1031	.893	0	1	0

TEAM TOTALS	GP	MIN	GAA	W-L-T	EN	SO	GA	SHOTS	SV%	G	A	PIM
	82	5007	3.13	26-43-13	9	4	261	2492	.895	0	2	4

\* = Rookie

## 1996-97 FINAL STATISTICS

POS	NO.	PLAYER	GP	G	A	PTS	+/-	PIM	PP	SH	GW	GT	S	PCTG
RW	8	TEEMU SELANNE	78	51	58	109	28	34	11	1	8	2	273	18.7
LW	9	PAUL KARIYA	69	44	55	99	36	6	15	3	10	0	340	12.9
C	20	STEVE RUCCHIN	79	19	48	67	26	24	6	1	2	1	153	12.4
D	15	DMITRI MIRONOV (PIT)	15	1	5	6	-4	24	0	0	1	0	19	5.3
		(ANA)	62	12	34	46	20	77	3	1	1	0	158	7.6
		(TOTAL)	77	13	39	52	16	101	3	1	2	0	177	7.3
C	17	JARI KURRI	82	13	22	35	-13	12	3	0	3	0	109	11.9
LW	23	BRIAN BELLOWS (TB)	7	1	2	3	-4	0	0	0	0	0	17	5.9
		(ANA)	62	15	13	28	-11	22	8	0	1	0	151	9.9
		(TOTAL)	69	16	15	31	-15	22	8	0	1	0	168	9.5
C	12	KEVIN TODD	65	9	21	30	-7	44	0	0	1	0	95	9.5
RW	14	JOE SACCO	77	12	17	29	1	35	1	1	2	0	131	9.2
D	36	J.J. DAIGNEAULT (PIT)	53	3	14	17	-5	36	0	0	1	0	49	6.1
		(ANA)	13	2	9	11	5	22	0	0	0	0	13	15.4
		(TOTAL)	66	5	23	28	0	58	0	0	1	0	62	8.1

# YEAR-BY-YEAR FINAL STATISTICS

## 1996-97 FINAL STATISTICS (CONTINUED)

D	29	DARREN VAN IMPE*	74	4	19	23	3	90	2	0	0	0	107	3.7
RW	46	JEAN-FRANCOIS JOMPHE	64	7	14	21	-9	53	0	1	0	0	81	8.6
C	13	TED DRURY	73	9	9	18	-9	54	1	0	2	1	114	7.9
D	2	BOBBY DOLLAS	79	4	14	18	17	55	1	0	1	1	96	4.2
LW	16	WARREN RYCHEL	70	10	7	17	6	218	1	1	1	0	59	16.9
C	54	SEAN PRONGER*	39	7	7	14	6	20	1	0	1	1	43	16.3
LW	18	GARRY VALK	53	7	7	14	-2	53	0	0	1	0	68	10.3
D	33	DAVE KARPA	69	2	11	13	11	210	0	0	1	0	90	2.2
RW	10	ROMAN OKSIUTA	28	6	7	13	-12	22	2	0	0	1	48	12.5
LW	22	KEN BAUMGARTNER	67	0	11	11	0	182	0	0	0	0	20	.0
D	4	FREDRIK OLAUSSON	20	2	9	11	-5	8	1	0	0	0	35	5.7
D	28	JASON MARSHALL	73	1	9	10	6	140	0	0	0	0	34	2.9
C	24	MARK JANSSENS (HFD)	54	2	4	6	-10	90	0	0	0	0	30	6.7
		(ANA)	12	0	2	2	-3	47	0	0	0	0	9	.0
		(TOTAL)	66	2	6	8	-13	137	0	0	0	0	39	5.1
C	32	ALEX HICKS	18	2	6	8	1	14	0	0	0	0	21	9.5
D	34	DAN TREBIL*	29	3	3	6	5	23	0	0	0	0	30	10.0
LW	27	MIKE LECLERC*	5	1	1	2	2	0	0	0	1	0	3	33.3
C	32	RICHARD PARK (PIT)	1	0	0	0	-1	0	0	0	0	0	1	.0
		(ANA)	11	1	1	2	0	10	0	0	0	0	9	11.1
		(TOTAL)	12	1	1	2	-1	10	0	0	0	0	10	10.0
RW	11	VALERI KARPOV	9	1	0	1	-2	16	0	0	0	0	4	25.0
RW	52	PETER LEBOUTILLIER*	23	1	0	1	0	121	0	0	0	0	5	20.0
D	26	NIKOLAI TSULYGIN*	22	0	1	1	-5	8	0	0	0	0	10	.0
D	5	RUSLAN SALEI*	30	0	1	1	-8	37	0	0	0	0	14	.0
G	31	GUY HEBERT	67	0	1	1	0	4	0	0	0	0	0	.0
LW	19	SHAWN ANTOSKI (PIT)	13	0	0	0	0	49	0	0	0	0	3	.0
		(ANA)	2	0	0	0	1	2	0	0	0	0	0	.0
		(TOTAL)	15	0	0	0	1	51	0	0	0	0	3	.0
LW	40	JEREMY STEVENSON*	5	0	0	0	-1	14	0	0	0	0	1	.0
LW	42	BARRY NIECKAR	2	0	0	0	0	5	0	0	0	0	0	.0
RW	39	FRANK BANHAM*	3	0	0	0	-2	0	0	0	0	0	1	.0
RW	51	CRAIG REICHERT*	3	0	0	0	-2	0	0	0	0	0	3	.0
D	25	ADRIAN PLAVSIC	6	0	0	0	-5	2	0	0	0	0	3	.0
G	35	MIKHAIL SHTALENKOV	24	0	0	0	0	4	0	0	0	0	0	.0
G	1	MICHAEL O'NEILL	1	0	0	0	0	0	0	0	0	0	0	.0

\* = Rookie

NO.	GOALTENDER	GP	MIN	GAA	W-L-T	EN	SO	GA	SHOTS	SV%	G	A	PIM
31	GUY HEBERT	67	3863	2.67	29-25-12	2	4	172	2133	.919	0	1	4
35	M. SHTALENKOV	24	1079	2.89	7-8-1	4	2	52	539	.904	0	0	4
1	MICHAEL O'NEILL	1	31	5.81	0-0-0	0	0	3	10	.700	0	0	0
<b>TOTALS</b>		<b>82</b>	<b>4994</b>	<b>2.80</b>	<b>36-33-13</b>	<b>6</b>	<b>6</b>	<b>233</b>	<b>2688</b>	<b>.913</b>	<b>0</b>	<b>1</b>	<b>8</b>

## 1995-96 FINAL STATISTICS

POS	NO.	PLAYER	GP	G	A	PTS	+/-	PIM	PP	SH	GW	GT	S	PCTG
LW	9	PAUL KARIYA	82	50	58	108	9	20	20	3	9	0	349	14.3
RW	8	TEEMU SELANNE (WPG)	51	24	48	72	3	18	6	1	4	0	163	14.7
		(ANA)	28	16	20	36	2	4	3	0	1	0	104	15.4
		(TOTAL)	79	40	68	108	5	22	9	1	5	0	267	15.0
RW	28	ROMAN OKSIUTA (VAN)	56	16	23	39	2	42	5	0	1	0	92	17.4
		(ANA)	14	7	5	12	2	18	6	0	0	0	27	25.9
		(TOTAL)	70	23	28	51	4	60	11	0	1	0	119	19.3
C	20	STEVE RUCCHIN	64	19	25	44	3	12	8	1	4	0	113	16.8
LW	25	TODD KRYGIER	60	9	28	37	-9	70	2	1	0	1	153	5.9
C	26	MIKE SILLINGER	62	13	21	34	-20	32	7	0	2	0	143	9.1
D	2	BOBBY DOLLAS	82	8	22	30	9	64	0	1	1	0	117	6.8
RW	14	JOE SACCO	76	13	14	27	1	40	1	2	2	1	132	9.8
C	93	ANATOLI SEMENOV (PHI)	44	3	13	16	3	14	0	0	2	0	55	5.5
		(ANA)	12	1	9	10	-4	10	0	0	0	0	24	4.2
		(TOTAL)	56	4	22	26	-1	24	0	0	2	0	79	5.1
C	22	SHAUN VAN ALLEN	49	8	17	25	13	41	0	0	2	0	78	10.3
LW	18	GARRY VALK	79	12	12	24	8	125	1	1	2	0	108	11.1
D	3	JASON YORK	79	3	21	24	-7	88	0	0	0	0	106	2.8
D	4	FREDRIK OLAUSSON												
		(EDM)	20	0	6	6	-14	14	0	0	0	0	20	.0
		(ANA)	36	2	16	18	7	24	1	0	0	0	63	3.2
		(TOTAL)	56	2	22	24	-7	38	1	0	0	0	83	2.4
D	10	OLEG TVERDOVSKY	51	7	15	22	0	35	2	0	0	0	84	8.3

# YEAR-BY-YEAR FINAL STATISTICS

## 1995-96 FINAL STATISTICS (CONTINUED)

C	32	ALEX HICKS	64	10	11	21	11	37	0	0	2	1	83	12.0
D	17	DAVE KARPA	72	3	16	19	-3	270	0	1	1	0	62	4.8
RW	21	PATRIK CARNBACK	34	6	12	18	3	34	1	0	0	0	54	11.1
LW	11	VALERI KARPOV	37	9	8	17	-1	10	0	0	1	0	42	21.4
RW	16	PETER DOURIS	31	8	7	15	-3	9	2	0	3	0	45	17.8
LW	12	DAVID SACCO*	23	4	10	14	1	18	2	0	0	0	26	15.4
RW	46	J.F. JOMPHE*	31	2	12	14	7	39	2	0	0	0	46	4.3
C	19	BOB CORKUM	48	5	7	12	0	26	0	0	1	0	88	5.7
C	8	CHAD KILGER*	45	5	7	12	-2	22	0	0	1	0	38	13.2
LW	42	DENNY LAMBERT*	33	0	8	8	-2	55	0	0	0	0	28	.0
RW	36	TODD EWEN	53	4	3	7	-5	285	0	0	1	0	52	7.7
LW	24	KEN BAUMGARTNER												
		(TOR)	60	2	3	5	-5	152	0	0	1	0	27	7.4
		(ANA)	12	0	1	1	0	41	0	0	0	0	5	.0
		(TOTAL)	72	2	4	6	-5	193	0	0	1	0	32	6.3
C	21	JIM CAMPBELL*	16	2	3	5	0	36	1	0	0	0	25	8.0
D	7	MILOS HOLAN	16	2	2	4	-12	24	0	0	0	0	47	4.3
D	29	RANDY LADOUCEUR	63	1	3	4	5	47	0	0	0	0	48	2.1
D	5	ROBERT DIRK	44	1	2	3	8	42	0	0	0	0	20	5.0
D	48	DARREN VAN IMPE*	16	1	2	3	8	14	0	0	1	0	13	7.7
RW	24	STEVEN KING	7	2	0	2	-1	15	1	0	1	0	5	40.0
G	35	M. SHTALENKOV	30	0	2	2	0	2	0	0	0	0	0	.0
C	15	VIACHESLAV BUTSAVEV	7	1	0	1	-4	0	0	0	0	0	9	11.1
RW	28	DWAYNE NORRIS*	3	0	1	1	0	2	0	0	0	0	3	.6
LW	40	JEREMY STEVENSON*	3	0	1	1	1	12	0	0	0	0	1	.0
C	54	SEAN PRONGER*	7	0	1	1	0	6	0	0	0	0	3	.0
D	23	JASON MARSHALL*	24	0	1	1	3	42	0	0	0	0	9	.0
C	27	JOHN LILLEY	1	0	0	0	-1	0	0	0	0	0	0	.0
D	6	DON MCSWEEN	4	0	0	0	0	4	0	0	0	0	1	.0
D	44	OLEG MIKULCHIK	8	0	0	0	-2	4	0	0	0	0	0	.0
G	31	GUY HEBERT	59	0	0	0	0	6	0	0	0	0	0	.0
<b>NO. GOALTENDER</b>			<b>GP</b>	<b>MIN</b>	<b>GAA</b>	<b>W-L-T</b>	<b>EN</b>	<b>SO</b>	<b>GA</b>	<b>SHOTS</b>	<b>SV%</b>	<b>G</b>	<b>A</b>	<b>PIM</b>
31	GUY HEBERT	59	3326	2.83	28-23-5	3	4	157	1820	.914	0	0	6	2
35	M. SHTALENKOV	30	1637	3.12	7-16-3	2	0	85	814	.896	0	2	2	8
<b>TOTALS</b>			<b>82</b>	<b>4982</b>	<b>2.97</b>	<b>35-39-8</b>	<b>5</b>	<b>4</b>	<b>247</b>	<b>2639</b>	<b>.906</b>	<b>0</b>	<b>2</b>	<b>8</b>

## 1994-95 FINAL STATISTICS

POS	NO.	PLAYER	GP	G	A	PTS	+/-	PIM	PP	SH	GW	GT	S	PCTG
LW	9	PAUL KARIYA*	47	18	21	39	-17	4	7	1	3	1	134	13.4
C	22	SHAUN VAN ALLEN	45	8	21	29	-4	32	1	1	1	0	68	11.8
C	47	STEPHAN LEBEAU	38	8	16	24	6	12	1	0	2	0	70	11.4
LW	25	TODD KRYGIER	35	11	11	22	1	10	1	0	1	0	90	12.2
RW	16	PETER DOURIS	46	10	11	21	4	12	0	0	4	0	69	14.5
RW	21	PATRIK CARNBACK	41	6	15	21	-8	32	0	0	0	0	58	10.3
D	2	BOBBY DOLLAS	45	7	13	20	-3	12	3	1	1	0	70	10.0
C	19	BOB CORKUM	44	10	9	19	-7	25	0	0	1	1	100	10.0
RW	14	JOE SACCO	41	10	8	18	-8	23	2	0	0	0	77	13.0
C	20	STEVE RUCCHIN*	43	6	11	17	7	23	0	0	1	0	59	10.2
RW	26	MIKE SILLINGER (DET)	13	2	6	8	3	2	0	0	0	0	11	10.0
		(ANA)	15	2	5	7	1	6	2	0	0	0	28	7.1
		(TOTAL)	28	4	11	15	4	8	2	0	0	0	39	10.3
D	10	OLEG TVERDOVSKY*	36	3	9	12	-6	14	1	1	0	0	26	11.5
LW	11	VALERI KARPOV*	30	4	7	11	-4	6	0	0	0	0	48	8.3
D	3	JASON YORK* (DET)	10	1	2	3	0	2	0	0	0	0	6	16.7
		(ANA)	15	0	8	8	4	12	0	0	0	0	22	.0
		(TOTAL)	25	1	10	11	4	14	0	0	0	0	28	3.6
D	7	MILOS HOLAN*	25	2	8	10	4	14	1	0	1	0	93	2.2
LW	18	GARRY VALK	36	3	6	9	-4	34	0	0	0	0	53	5.7
D	24	TOM KURVERS	22	4	3	7	-13	6	1	0	1	0	44	9.1
C	19	ANATOLI SEMENOV	15	3	4	7	-10	4	2	0	0	0	33	9.1
D	29	RANDY LADOUCEUR	44	2	4	6	2	36	0	0	0	0	42	4.8
D	15	DAVE KARPA (QUE)	2	0	0	0	-1	0	0	0	0	0	1	.0
		(ANA)	26	1	5	6	0	91	0	0	0	0	32	3.1
		(TOTAL)	28	1	5	6	-1	91	0	0	0	0	33	3.0
C	27	JOHN LILLEY*	9	2	2	4	2	5	1	0	0	0	10	20.0
D	4	DAVID WILLIAMS	21	2	2	4	-5	26	0	0	0	1	30	6.7
LW	42	DENNY LAMBERT*	13	1	3	4	3	4	0	0	0	0	14	7.1



# YEAR-BY-YEAR FINAL STATISTICS

## 1994-95 FINAL STATISTICS (CONTINUED)

D	5	ROBERT DIRK	38	1	3	4	-3	56	0	0	0	0	15	6.7
LW	8	TIM SWEENEY	13	1	1	2	-3	2	0	0	0	0	11	9.1
LW	12	DAVID SACCO*	8	0	2	2	-3	0	0	0	0	0	5	.0
D	3	MARK FERNER	14	0	1	1	-4	6	0	0	0	0	15	.0
LW	32	STU GRIMSON	31	0	1	1	-7	110	0	0	0	0	14	.0
D	48	DARREN VAN IMPE*	1	0	1	1	0	4	0	0	0	0	0	.0
D	23	JASON MARSHALL*	1	0	0	0	-2	0	0	0	0	0	1	.0
D	6	DON MCSWEEN	2	0	0	0	0	0	0	0	0	0	1	.0
G	35	M. SHTALENKOV	18	0	0	0	0	2	0	0	0	0	0	.0
RW	36	TODD EWEN	24	0	0	0	-2	93	0	0	0	0	14	.0
G	31	GUY HEBERT	39	0	0	0	0	2	0	0	0	0	0	.0

\* = Rookie

NO.	GOALTENDER	GP	MIN	GAA	W-L-T	EN	SO	GA	SHOTS	SV%	G	A	PIM
31	GUY HEBERT	39	2092	3.13	12-20-4	4	2	109	1132	.904	0	0	2
35	M. SHTALENKOV	18	810	3.63	4-7-1	2	0	49	448	.891	0	0	2
<b>TOTALS</b>		<b>48</b>	<b>2913</b>	<b>3.38</b>	<b>16-27-5</b>	<b>6</b>	<b>2</b>	<b>164</b>	<b>1586</b>	<b>.897</b>	<b>0</b>	<b>0</b>	<b>4</b>

## 1993-94 FINAL STATISTICS

POS	NO.	PLAYER	GP	G	A	PTS	+/-	PIM	PP	SH	GW	GT	S	PCTG
R	25	TERRY YAKE	82	21	31	52	2	44	5	0	2	0	188	11.2
C	20	BOB CORKUM	76	23	28	51	4	18	3	3	0	1	180	12.8
L	18	GARRY VALK	78	18	27	45	8	100	4	1	5	0	165	10.9
L	8	TIM SWEENEY	78	16	27	43	3	49	6	1	2	0	114	14.0
D	23	BILL HOULDER	80	14	25	39	-18	40	3	0	3	0	187	7.5
R	14	JOE SACCO	84	19	18	37	-11	61	3	1	2	1	206	9.2
L	16	PETER DOURIS	74	12	22	34	-5	21	1	0	1	0	142	8.5
C	22	SHAUN VAN ALLEN	80	8	25	33	0	64	2	2	1	0	104	7.7
C	19	ANATOLI SEMENOV	49	11	19	30	-4	12	4	0	2	0	103	10.7
D	6	SEAN HILL	68	7	20	27	-12	78	2	1	1	0	165	4.2
C	47	STEPHAN LEBEAU (MTL)	34	9	7	16	1	8	4	0	2	1	61	14.8
		(ANA)	22	6	4	10	-5	14	2	0	1	0	37	16.2
		(TOTAL)	56	15	11	26	4	22	6	0	3	1	98	15.3
C	21	PATRIK CARNBACK*	73	12	11	23	-8	54	3	0	2	0	81	14.8
D	2	BOBBY DOLLAS	77	9	11	20	20	55	1	0	1	0	121	7.4
D	4	DAVID WILLIAMS	56	5	15	20	8	42	2	0	0	0	74	6.8
L	24	TROY LONEY	62	13	6	19	-5	88	6	0	1	0	93	14.0
R	36	TODD EWEN	76	9	9	18	-7	272	0	0	2	0	59	15.3
D	39	DON MCSWEEN*	32	3	9	12	4	39	1	0	2	0	43	7.0
R	17	STEVEN KING	36	8	3	11	-7	44	3	0	1	0	50	16.0
D	29	RANDY LADOUCEUR	81	1	9	10	7	74	0	0	0	0	66	1.5
C	10	JARROD SKALDE*	20	5	4	9	-3	10	2	0	2	0	25	20.0
D	3	MARK FERNER	50	3	5	8	-16	30	0	0	0	0	44	6.8
R	48	JOHN LILLEY*	13	1	6	7	1	8	0	0	1	0	20	5.0
L	32	STU GRIMSON	77	1	5	6	-6	199	0	0	0	0	34	2.9
D	44	MYLES O'CONNOR	5	0	1	1	0	6	0	0	0	0	7	.0
C	26	ROBIN BAWA	12	0	1	1	-3	7	0	0	0	0	1	.0
C	45	SCOTT MCKAY*	1	0	0	0	0	0	0	0	0	0	1	.0
L	27	LONNIE LOACH	3	0	0	0	-2	2	0	0	0	0	8	.0
D	34	ANATOLI FEDOTOV*	3	0	0	0	-1	0	0	0	0	0	1	.0
L	43	MAXIM BETS*	3	0	0	0	-3	0	0	0	0	0	1	.0
R	33	JIM THOMSON	6	0	0	0	0	5	0	0	0	0	1	.0
G	35	MIKHAIL SHTALENKOV	10	0	0	0	0	0	0	0	0	0	0	.0
G	1	RON TUGNUTT	28	0	0	0	0	2	0	0	0	0	0	.0
G	31	GUY HEBERT	52	0	0	0	0	2	0	0	0	0	0	.0

NO.	GOALTENDER	GP	MIN	GAA	W-L-T	EN	SO	GA	SHOTS	SV%	G	A	PIM
35	MIKHAIL SHTALENKOV*	10	543	2.65	3-4-1	1	0	24	265	.909	0	0	0
31	GUY HEBERT	52	2991	2.83	20-27-3	5	2	141	1513	.907	0	0	2
1	RON TUGNUTT	28	1520	3.00	10-15-1	4	1	76	828	.908	0	0	2
<b>TOTALS</b>		<b>84</b>	<b>5079</b>	<b>2.97</b>	<b>33-46-5</b>	<b>10</b>	<b>3</b>	<b>251</b>	<b>2616</b>	<b>.904</b>	<b>0</b>	<b>0</b>	<b>4</b>

\* = Rookie

## FIRST GAME

Oct. 8, 1993 vs. the Detroit Red Wings at Honda Center

**Result:** Detroit 7, Anaheim 2

**Attendance:** 17,320 (sellout)

**Coaches:** Head Coach Ron Wilson, Asst. Coaches Al Sims & Tim Army

## STARTING LINE-UP:

Goaltender - Guy Hebert

Defenseman - Alexei Kasatonov

Defenseman - Randy Ladouceur

Center - Anatoli Semenov

Left Wing - Troy Loney

Right Wing - Terry Yake



Ducks first-ever regular season game at Honda Center

**First Goal:** Sean Hill (Second period, 4:13 - power play)

**First Assists:** Bill Houlder & Terry Yake

**First Penalty:** Sean Hill, holding (First period, 11:31)

**First Shot:** Sean Hill (First period, 7:50)

**First Victory:** Oct. 13, 1993 over Edmonton, 4-3, at the Arrowhead Pond, Ron Tugnutt in goal

**First Tie:** Oct. 15, 1993 vs. Boston, 1-1, at the Arrowhead Pond, Ron Tugnutt in goal

**First Road Win:** Oct. 19, 1993 @ N.Y. Rangers, 4-2, at Madison Square Garden, Guy Hebert in goal (first-ever road game)

**First Road Tie:** Jan. 18, 1994 @ Toronto, 3-3, at Maple Leaf Gardens, Guy Hebert in goal

**First Overtime Game:** Oct. 10, 1993 vs. N.Y. Islanders, 4-3 loss, Ron Tugnutt in goal

**First Overtime Win:** Dec. 12, 1993 over St. Louis, 2-1, at the Arrowhead Pond, Jarrod Skalde - game winner

**First Shutout:** Dec. 15, 1993 @ Toronto, 1-0, Guy Hebert in goal (stopped all 38 shots)

**First Hat Trick:** Oct. 19, 1993 @ N.Y. Rangers (4-2 win) by Terry Yake (3-1=4)

**First Hat Trick Against:** Apr. 11, 1995 @ Vancouver (5-0 loss) by Pavel Bure (3-0=3)

**First Shorthanded Goal:** Dec. 15, 1993 @ Toronto (1-0 win) by Tim Sweeney (6:15 third period, game winner)

**First Power Play Goal:** Oct. 8, 1993 vs. Detroit (7-2 loss) by Sean Hill (4:13 of the second period)

**First Game-Winning Goal:** Oct. 13, 1993 vs. Edmonton (4-3 win) by Bill Houlder (7:14 of the second period)

**First Game-Tying Goal:** Jan. 19, 1994 @ Detroit (4-4 tie) by Bob Corkum (12:05 of the second period)

**First Empty-Net Goal:** Nov. 9, 1993 vs. Dallas in Phoenix (4-2 win) by Bob Corkum (19:31 of the third period)

**First 40+ Saves Game:** Nov. 19, 1993 @ Vancouver (6-3 win) by Ron Tugnutt (44 saves)

**First 40+ Shots Game:** Dec. 5, 1993 vs. Tampa Bay (4-2 loss), 41 shots

**First 20+ Saves Period:** April 8, 1994 @ Edmonton (3-1 win) by Guy Hebert - stopped all 20 shots in the second

**First 20+ Shots Period:** Jan. 1, 1994 @ Florida (4-2 loss), 26 shots in the third period

**First 20-Goal Scorer:** Bob Corkum (reached 20 goals on Feb. 16, 1994 vs. Philadelphia)

**First 30-Goal Scorer:** Paul Kariya (reached 30 goals on Feb. 11, 1996 @ New Jersey)

**First 40-Goal Scorer:** Paul Kariya (reached 40 goals on Mar. 10, 1996 vs. Los Angeles)

**First 50-Goal Scorer:** Paul Kariya (reached 50 goals on Apr. 14, 1996 vs. Winnipeg)

**First 50-Point Scorer:** Bob Corkum (reached 50 points on Mar. 13, 1994 vs. Ottawa)

**First 100-Point Scorer:** Paul Kariya (reached 100 points on Apr. 7, 1996 @ San Jose)

**First Entry Draft Pick:** Paul Kariya, fourth overall in the 1993 NHL Entry Draft

**First Trade:** Acquired Todd Ewen & Patrik Carnback from Montreal in exchange for a 1994 third round Entry Draft Pick on Aug. 10, 1993

**First Playoff Game:** Apr. 16, 1997 vs. Phoenix (4-2 win)

**First Playoff Goal:** Teemu Selanne

**First Playoff Series Win:** 4 games to 3 over Phoenix, 1997 1st Round

**First Team Captain:** LW Troy Loney, 1993-94

**First Player in All-Star Game:** D Alexei Kasatonov, 1993-94

**First 1st Team NHL All-Star Selection:** Paul Kariya, 1995-96

**First NHL Award Winner:** Paul Kariya, 1995-96 Lady Byng Trophy

# MAJOR TRANSACTIONS IN DUCKS HISTORY

## MAJOR ANNOUNCEMENTS/BUSINESS TRANSACTIONS/FRONT OFFICE SIGNINGS

- Dec. 10, 1992 The National Hockey League announces that **The Walt Disney Company** has been awarded a conditional expansion franchise to begin play in the 1993-94 season.
- Mar. 1, 1993 **Tony Tavares** is named president of Anaheim Sports, Inc. The new NHL team is officially named the Mighty Ducks of Anaheim. **Michael Eisner**, Disney's chairman and chief executive officer, will act as governor of the NHL team.
- Mar. 15, 1993 Announced that the Mighty Ducks will play in the new arena in Anaheim, now known as the **Arrowhead Pond of Anaheim**.
- Mar. 23, 1993 Named **Jack Ferreira** vice president/general manager and **Pierre Gauthier** assistant general manager.
- May 18, 1993 Named **Kevin Gilmore** director of hockey operations.
- June 30, 1993 Named **Ron Wilson** as head coach.
- July 7, 1993 Named **David McNab** director of player personnel.
- July 19, 1993 Named **Al Sims** and **Tim Army** assistant coaches.
- May 15, 1995 Announced an agreement with **Baltimore** of the AHL as Anaheim's primary developmental affiliate. **Pierre Gauthier** named general manager of Baltimore and **Walt Kyle** is named head coach.
- Aug. 24, 1995 Named **Paddy Jarit** head athletic trainer/physical therapist.
- Sept. 20, 1995 Announced the Raleigh IceCaps (ECHL) as a second minor league affiliate.
- Dec. 11, 1995 Announced Assistant General Manager **Pierre Gauthier** has accepted the position of general manager for the Ottawa Senators.
- Dec. 12, 1995 Named **David McNab** Assistant General Manager.
- June 6, 1996 Announced assistant coach **Al Sims** was leaving the club to become head coach of the San Jose Sharks.
- June 25, 1996 Named **Angela Gorgone** assistant to the general manager.
- July 8, 1996 Named **Walt Kyle** assistant coach.
- July 11, 1996 Named **Alain Chainey** chief amateur scout and **Paul Fenton** chief pro scout.
- July 24, 1996 Named **Moe Mantha** head coach of the Baltimore Bandits, Anaheim's primary AHL affiliate.
- July 31, 1996 Announced 1996-97 working agreements with the IHL's **Ft. Wayne Komets** and **Long Beach Ice Dogs**.
- Oct. 14, 1996 Hired **Francois Allaire** as a goaltending consultant.
- May 1, 1997 Signed a three-year working agreement with the AHL's **Cincinnati Mighty Ducks** to serve as Anaheim's primary development affiliate.
- May 20, 1997 Announced that head coach **Ron Wilson's** contract was not being renewed. Also announced that assistant coach **Tim Army's** contract was not being renewed.
- July 14, 1997 Announced that Anaheim Sports, Inc. has **entered into a letter of intent regarding a five-year agreement with KRLA Radio (1110 AM)** to broadcast Mighty Ducks games.
- July 17, 1997 Named **Don Hay** assistant coach.
- July 31, 1997 Named **Greg Smith** head athletic trainer.
- Aug. 9, 1997 Named **Pierre Pagé** head coach.
- May 28, 1998 Announced that **Walt Kyle** and **Don Hay** have been relieved of their duties as assistant coaches and have been offered different positions in the organization.
- June 15, 1998 Announced that head coach **Pierre Pagé** has been relieved of his duties.
- July 13, 1998 Announced 10-year agreement with **Fox Sports West 2** to televise Mighty Ducks hockey.
- July 16, 1998 Named **Pierre Gauthier** president of the club.
- July 16, 1998 Agreed to a multi-year radio agreement with **XTRA Sports (690 AM)** to serve as the club's flagship station.
- July 17, 1998 Established working agreement with the ECHL's **Huntington Blizzard**.
- July 21, 1998 Named **Craig Hartsburg** head coach.
- Aug. 6, 1998 Announced that **Pierre Gauthier** has also assumed the duties of general manager.
- Aug. 10, 1998 Named **Jack Ferreira** vice president of hockey operations.
- Aug. 12, 1998 Named **Newell Brown** assistant coach.
- Aug. 18, 1998 Named **George Burnett** assistant coach.
- Aug. 21, 1998 Named **Lucien DeBlois** pro scout.
- Dec. 2, 1998 Announced a multi-year extension on the working agreement between the club and the **Cincinnati Mighty Ducks (AHL)**.
- Aug. 4, 1999 Named **Chris Phillips** as head trainer.
- Jan. 13, 2000 Named **Bob Murray** as a scouting consultant.
- Apr. 11, 2000 Announced that Cincinnati Mighty Ducks (AHL) head coach **Moe Mantha** was not being offered a new contract.
- May 5, 2000 Announced that assistant coach **George Burnett** was leaving the organization to become the general manager/head coach of the Oshawa Generals of the Ontario Hockey League.
- May 17, 2000 Announced that head coach **Craig Hartsburg** agreed to a two-year contract extension.
- June 29, 2000 Named **Guy Charron** assistant coach.
- July 11, 2000 Named **Mike Babcock** the head coach of the Cincinnati Mighty Ducks (AHL).
- July 11, 2000 Named **Terry Simpson** assistant coach. Announced that assistant coach **Newell Brown** was leaving the organization to accept a job as associate coach with the Columbus Blue Jackets.
- Sept. 7, 2000 Announced that **Jack Ferreira** was leaving the organization to become the director of player personnel with the Atlanta Thrashers.
- Sept. 19, 2000 Announced that **Neil Smith** would act as a consultant to President/GM **Pierre Gauthier**.
- Dec. 14, 2000 Named **Guy Charron** head coach.
- Dec. 22, 2000 Promoted **Terry Simpson** to associate coach, named **Kelly Miller** as an assistant coach.

# MAJOR TRANSACTIONS IN DUCKS HISTORY

Jan. 5, 2001	Announced that <b>Tom Watt</b> would serve as a special assignment scout for the team.
Apr. 9, 2001	Announced that <b>Guy Charron</b> would not return as head coach.
May 25, 2001	Named <b>Bryan Murray</b> head coach.
June 20, 2001	Announced that <b>Guy Charron</b> would return to the club as an assistant coach.
July 24, 2001	Named <b>Tom Watt</b> assistant coach.
Aug. 22, 2001	Named <b>Floyd Smith</b> pro scout.
Apr. 19, 2002	Announced that President/General Manager <b>Pierre Gauthier</b> was being relieved of his duties.
Apr. 23, 2002	Named <b>Douglas Moss</b> senior vice president of business operations.
Apr. 29, 2002	Announced a multi-year extension of an affiliation agreement with Cincinnati of the AHL.
May 2, 2002	Elevated <b>Bryan Murray</b> to senior vice president and general manager.
May 22, 2002	Named <b>Mike Babcock</b> head coach.
June 22, 2002	Named <b>Chuck Fletcher</b> director of hockey operations.
July 11, 2002	Named <b>Lorne Henning</b> and <b>Paul MacLean</b> assistant coaches.
July 19, 2002	Named <b>Brad Shaw</b> head coach of the Cincinnati Mighty Ducks.
Aug. 19, 2002	Named <b>Tim Murray</b> player personnel director, <b>Wayne Meier</b> amateur scout, <b>Todd Hearty</b> amateur scout, <b>Tom Watt</b> player development consultant, <b>Greg Carvel</b> video/scouting coordinator and <b>Sean Skahan</b> strength and conditioning coach.
Oct. 11, 2002	Named <b>Guy Hebert</b> to the newly created position of Alumni Association Director.
Apr. 7, 2003	Named <b>Al Coates</b> senior vice president of business operations.
Aug. 15, 2003	Extended the contracts of Head Coach <b>Mike Babcock</b> , assistant coaches <b>Lorne Henning &amp; Paul MacLean</b> , as well as goaltending consultant <b>Francois Allaire</b> . In addition, the club promoted video/scouting coordinator <b>Greg Carvel</b> to assistant coach. All five signed one-year extensions.
Aug. 15, 2003	Named <b>Brent Flahr</b> amateur and professional scout. Also named <b>Jeff Crisp</b> and <b>Pavel Routa</b> amateur scouts.
May 25, 2004	Announced affiliation agreement extension with the Cincinnati Mighty Ducks of the AHL.
June 8, 2004	Named <b>Al Coates</b> Interim General Manager, replacing Senior Vice President/General Manager <b>Bryan Murray</b> , who accepted the head coaching position with the Ottawa Senators.
Sept. 14, 2004	Announced extension of affiliation agreement with San Diego of the ECHL.
Sept. 27, 2004	Named <b>Dan Bylsma</b> Cincinnati Mighty Ducks (AHL) assistant coach.
Sept. 29, 2004	Extended deal with Mighty 1090 AM (two years) as the club's radio flagship station.
May 16, 2005	Announced the end of affiliation agreement with Cincinnati of the AHL.
May 23, 2005	Announced five-year affiliation agreement with the Portland Pirates of the AHL.
Feb. 25, 2005	<b>Henry</b> and <b>Susan Samuelli</b> reach an agreement to buy the Mighty Ducks of Anaheim from the Walt Disney Company.
June 20, 2005	<b>Henry</b> and <b>Susan Samuelli</b> officially assume ownership of the Mighty Ducks of Anaheim.
June 20, 2005	<b>Henry</b> and <b>Susan Samuelli</b> name <b>Michael Schulman</b> chief executive officer, <b>Brian Burke</b> executive vice president and general manager, <b>Tim Ryan</b> executive vice president and chief operating officer, <b>Bob Wagner</b> senior vice president and chief marketing officer, and <b>Mike O'Donnell</b> as senior vice president and general manager (of the Arrowhead Pond).
July 6, 2005	Named <b>Steve Obert</b> vice president of sales and marketing.
July 14, 2005	Named <b>Bob Murray</b> senior vice president of hockey operations.
July 18, 2005	Named <b>Kevin Dineen</b> Portland Pirates Head Coach (AHL).
July 20, 2005	Named <b>Rick Paterson</b> director of professional scouting.
Aug. 1, 2005	Named <b>Randy Carlyle</b> head coach.
Aug. 10, 2005	Named <b>Dave Farrish</b> assistant coach.
Aug. 17, 2005	Named <b>Newell Brown</b> assistant coach.
Oct. 3, 2005	Named <b>D Scott Niedermayer</b> captain.
June 22, 2006	Officially changed the franchise name to <b>Anaheim Ducks</b> and unveiled new team colors and logo.
July 11, 2006	Changed weekday game start times to 7:05 p.m.
Aug. 3, 2006	Reached an agreement with AM 830 on flagship partnership.
Dec. 5, 2006	Reached a multi-year contract extension with FSN Prime Ticket through the 2013-14 season.
June 13, 2007	Signed head coach <b>Randy Carlyle</b> to a one-year contract extension.
Sept. 4, 2007	Reached a multi-year contract extension with KDOC.
Sept. 28, 2007	Named <b>D Chris Pronger</b> captain.
May 21, 2008	Signed affiliation agreement with the Bakersfield Condors of the ECHL.
June 3, 2008	Signed multi-year affiliation agreement with the Iowa Chops of the AHL.
June 20, 2008	Named <b>Dave Nonis</b> Senior Advisor of Hockey Operations.
June 24, 2008	Named Chief Executive Officer <b>Michael Schulman</b> Club Governor.
July 23, 2008	Signed head coach <b>Randy Carlyle</b> to a two-year contract extension.
Aug. 19, 2008	Named <b>Gord Dineen</b> head coach of the Iowa Chops (AHL).

## PLAYER TRANSACTIONS/SIGNINGS/RELEASES

June 24, 1993	Selected 24 players from other NHL clubs in the 1993 NHL Expansion Draft
June 26, 1993	Selected 12 prospects in the 1993 NHL Entry Draft, including LW <b>Paul Kariya</b> with the fourth overall pick.
July 22, 1993	Signed LW <b>Peter Douris</b> , D <b>Myles O'Connor</b> and C <b>Shaun Van Allen</b> to free agent contracts.
July 30, 1993	Signed D <b>Scott Chartier</b> to a free agent contract.
Aug. 2, 1993	Signed C <b>Scott McKay</b> & D <b>Mark DeSantis</b> to free agent contracts.

# MAJOR TRANSACTIONS IN DUCKS HISTORY

- Aug. 16, 1993 Signed LW **Denny Lambert** to a free agent contract.
- Oct. 3, 1993 Selected LW **Garry Valk** from Vancouver in the 1993 NHL Waiver Draft.
- Jan. 12, 1994 Signed D **Don McSween** to a one-year contract.
- Jan. 25, 1994 Signed LW **Dean Ewen** to a one-year contract.
- Jan. 28, 1994 Signed LW **Mike Maneluk** to a multi-year contract.
- Mar. 9, 1994 Signed RW **John Lilley** to a multi-year contract.
- Mar. 31, 1994 Signed **Maxim Bets** to a multi-year contract.
- June 28, 1994 Selected **Steve Rucchin** with the second overall pick in the 1994 NHL Supplemental Draft. Selected 10 prospects in the 1994 NHL Entry Draft.
- July 11, 1994 Signed D **Nikolai Tsulygin** & RW **Valeri Karpov** to multi-year contracts.
- Aug. 15, 1994 Signed D **Oleg Tverdovsky** to a multi-year contract.
- Sept. 1, 1994 Signed 1993 first round Entry Draft pick **Paul Kariya** to a multi-year contract.
- Sept. 2, 1994 Signed free agent RW **Brian Sullivan** to a contract.
- Sept. 2, 1994 Signed 1994 11th round Entry Draft pick **Jeremy Stevenson** to a multi-year contract.
- Sept. 2, 1994 Signed D **Darren Van Impe** to a contract.
- Sept. 17, 1994 Signed D **Randy Ladouceur**, D **Don McSween**, G **John Tanner**, LW **Denny Lambert**, LW **Dean Ewen**, and C **Shaun Van Allen** to multi-year contracts.
- Jan. 18, 1995 Signed C **Steve Rucchin** to a multi-year contract.
- Feb. 7, 1995 Signed C **Patrik Carnback** to a multi-year contract.
- Feb. 14, 1995 Signed C **Sean Pronger** to a multi-year contract.
- Feb. 15, 1995 Signed G **Bill Horn** to a contract.
- April 9, 1995 Released C/LW **Tim Sweeney**.
- April 28, 1995 Signed D **Brian Corcoran** to a multi-year contract.
- May 31, 1995 Agreed to terms with C **Jarrod Skalde** on a one-year contract.
- June 7, 1995 Signed C/RW **Shaun Van Allen** to a three-year contract.
- July 7, 1995 Signed D **Pavel Trnka** to a multi-year contract.
- July 8, 1995 Selected seven players in the 1995 NHL Entry Draft (Edmonton), including C **Chad Kilger** with the fourth overall pick.
- July 24, 1995 Signed C **Bob Corkum** and LW **Todd Krygier** to multi-year contracts.
- July 28, 1995 Agreed to terms with LW **Denny Lambert**, D **Oleg Mikulchik**, RW **Igor Nikulin** G **Mike O'Neill** and LW **Garry Valk** on multi-year contracts.
- Aug. 1, 1995 Agreed to terms with RW **Joe Sacco** and D **Jason Marshall** on multi-year contracts.
- Aug. 3, 1995 Agreed to terms with D **Alain Deeks** and G **Byron Penstock** on multi-year contracts.
- Aug. 9, 1995 Agreed to terms with D **Bobby Dollas** on a multi-year contract.
- Aug. 17, 1995 Agreed to terms with G **Mikhail Shtalenkov** on a multi-year contract.
- Aug. 23, 1995 Signed free agent C/LW **Alex Hicks** to a multi-year contract.
- Sept. 1, 1995 Agreed to terms with G **Guy Hebert** on a multi-year contract.
- Sept. 7, 1995 Agreed to terms with RW **Todd Ewen** on a one-year contract.
- Oct. 20, 1995 Signed C **Viacheslav Butsayev** to a free agent contract.
- Nov. 3, 1995 Signed RW **Dwayne Norris** to a free agent contract.
- Jan. 16, 1996 Claimed D **Fredrik Olausson** off of waivers from the Edmonton Oilers.
- Jan. 22, 1996 Signed free agent RW **Frank Banham** to a multi-year contract.
- Mar. 13, 1996 Signed D **Fredrik Olausson** to a two-year contract.
- May 23, 1996 Signed D **Dan Trebil** to a two-year entry level contract.
- May 30, 1996 Signed D **Byron Briske** to a three-year entry level contract.
- June 22, 1996 Selected seven players in the 1996 NHL Entry Draft (St. Louis), including D **Ruslan Salei** with the ninth overall pick.
- July 23, 1996 Signed free agent LW **Warren Rychel** to a three-year contract.
- July 31, 1996 Agreed to terms with LW **Mike Leclerc** to an entry-level contract.
- Aug. 8, 1996 Agreed to terms with D **Jason Marshall** on a three-year contract.
- Aug. 14, 1996 Signed free agent C/RW **Jari Kurri** to a one-year contract with a club option year.
- Aug. 15, 1996 Signed D **Ruslan Salei** to a three-year entry-level contract.
- Aug. 20, 1996 Signed C **Joe Day** to a one-year contract.
- Aug. 27, 1996 Signed D **Adrien Plavsic** to a one-year contract.
- Sept. 11, 1996 Signed RW **Roman Oksiuta** to a two-year contract.
- Sept. 13, 1996 Signed C **J.F. Jomphe** to a one-year contract.
- Sept. 27, 1996 Signed D **David Karpa** to a one-year contract.
- Oct. 2, 1996 Signed RW **Barry Nieckar** to a one-year contract.
- Oct. 23, 1996 Signed LW **Bob Wren** to a one-year contract.
- Apr. 4, 1997 Signed centers **Marc Chouinard** and **Matt Cullen** to entry-level contracts.
- May 30, 1997 Agreed to terms with D **Marc Moro** on a three-year entry level contract.
- June 21, 1997 Selected eight players in the 1997 NHL Entry Draft (Pittsburgh), including C **Mikael Holmqvist** with the 18th overall pick.
- June 25, 1997 Signed C **Antti Aalto**, G **Chris Mason** and D **Lloyd Shaw** to entry level contracts.
- July 15, 1997 Agreed to terms with C **Espen Knutsen** on a one-year contract with a club option year.



# MAJOR TRANSACTIONS IN DUCKS HISTORY

July 31, 1997	Signed D <b>J.J. Daigneault</b> to a three-year contract.
Aug. 1, 1997	Signed free agent <b>RW Tomas Sandstrom</b> to a two-year contract.
Aug. 4, 1997	Re-signed <b>C Ted Drury</b> , <b>RW Craig Reichert</b> , <b>LW Jeremy Stevenson</b> and <b>LW Bob Wren</b> to two-year contracts.
Sept. 9, 1997	Re-signed <b>C J.F. Jomphe</b> and <b>C Richard Park</b> to one-year contracts.
Sept. 16, 1997	Re-signed <b>C Sean Pronger</b> to a one-year contract.
Sept. 28, 1997	Selected <b>LW/D Brent Severyn</b> from the Colorado Avalanche in the 1997 NHL Waiver Draft.
Nov. 26, 1997	Boston Bruins claim <b>D Darren Van Impe</b> off NHL waivers from Anaheim.
Dec. 11, 1997	Signed <b>LW Paul Kariya</b> to a two-year contract.
Apr. 2, 1998	Re-signed <b>RW Teemu Selanne</b> to a two-year contract extension through 2001-2002.
May 7, 1998	Claimed <b>LW Eric Lecompte</b> of NHL waivers from Chicago.
May 27, 1998	Exercised the club's option on <b>RW Jeff Nielsen</b> for the 1998-99 season.
June 27, 1998	Selected eight players in the 1998 NHL Entry Draft (Buffalo), including <b>D Vitaly Vishnevski</b> with the fifth overall pick.
July 13, 1998	Signed <b>C Johan Davidsson</b> to a two-year contract.
July 14, 1998	Signed <b>D Terran Sandwith</b> to a one-year contract with an additional year at the club's option.
July 22, 1998	Signed <b>D Scott Ferguson</b> and <b>G Jamie Ram</b> each to one-year contracts with an additional year at the club's option.
July 29, 1998	Signed <b>LW Jay Legault</b> to a three-year entry level contract.
Aug. 7, 1998	Signed <b>LW Jim McKenzie</b> to a two-year contract.
Aug. 10, 1998	Signed <b>RW Peter LeBoutillier</b> to a two-year contract and <b>LW Eric Lecompte</b> to a one-year contract.
Aug. 27, 1998	Signed <b>G Patrick Lalime</b> to a one-year contract with an additional year at the club's option.
Aug. 28, 1998	Signed free agent <b>D Fredrik Olausson</b> to a two-year contract.
Aug. 31, 1998	Signed <b>D Dan Trebil</b> to a one-year contract with an additional year at the club's option.
Sept. 1, 1998	Signed <b>C Steve Rucchin</b> to a four-year contract.
Sept. 16, 1998	Signed <b>D Pavel Trnka</b> to a one-year contract.
Oct. 5, 1998	Selected <b>D Pascal Trepanier</b> in the 1998 NHL Waiver Draft from Colorado.
Feb. 3, 1999	Agreed to terms with <b>D Pascal Trepanier</b> on a multi-year contract extension.
Feb. 4, 1999	Agreed to terms with <b>G Guy Hebert</b> on a multi-year contract extension.
Mar. 31, 1999	Agreed to terms with <b>G Gregg Naumenko</b> on a multi-year contract.
Apr. 27, 1999	Signed <b>LW Maxim Balmochnykh</b> to an entry-level contract.
June 26, 1999	Selected seven prospects in the 1999 NHL Entry Draft, including <b>D Jordan Leopold</b> from Minnesota with the club's first pick in the second round.
June 29, 1999	Agreed to terms with <b>C Torrey DiRoberto</b> on an entry-level contract.
June 29, 1999	Agreed to terms with <b>LW Ted Donato</b> on a one-year contract.
June 30, 1999	Agreed to terms with <b>LW Paul Kariya</b> on a three-year contract.
July 1, 1999	Agreed to terms with <b>C/LW Ted Drury</b> and <b>RW Jeff Nielsen</b> on multi-year contracts.
July 9, 1999	Agreed to terms with <b>G Dominic Roussel</b> on a multi-year contract.
July 13, 1999	Agreed to terms with <b>D Vitaly Vishnevski</b> on an entry-level contract.
July 15, 1999	Agreed to terms with <b>D Niclas Havelid</b> on a one-year contract with an additional year at the club's option.
July 28, 1999	Agreed to terms with <b>D Oleg Tverdovsky</b> on a one-year contract.
July 29, 1999	Agreed to terms with <b>C Antti Aalto</b> , <b>LW Mike Leclerc</b> , and <b>LW Jeremy Stevenson</b> on one-year contracts.
July 30, 1999	Agreed to terms with <b>RW Frank Banham</b> on a one-year contract and <b>C Bob Wren</b> on a one-year contract with an additional year at the club's option.
Aug. 10, 1999	Agreed to terms with <b>D Jason Marshall</b> on a two-year contract.
Aug. 27, 1999	Agreed to terms with <b>D Pavel Trnka</b> on a three-year contract.
Sept. 4, 1999	Agreed to terms with <b>G Tom Askey</b> on a one-year contract with an additional year at the club's option.
Sept. 4, 1999	Agreed to terms with <b>D Ruslan Salei</b> on a three-year contract.
Sept. 27, 1999	Selected <b>D Ladislav Benysek</b> from the Edmonton Oilers in the 1999 NHL Waiver Draft.
Oct. 1, 1999	Agreed to terms with free-agent <b>RW Chad Wagner</b> .
Jan. 20, 2000	Washington Capitals claim <b>LW Jim McKenzie</b> off NHL waivers from Anaheim.
Apr. 3, 2000	Agreed to terms with free-agent <b>C Andy McDonald</b> of Colgate University.
May 1, 2000	Agreed to terms with <b>RW Petr Tenkrat</b> on a multi-year contract.
June 2, 2000	Agreed to terms with <b>D Antti-Jussi Niemi</b> on a two-year contract.
June 13, 2000	Agreed to terms with <b>C Jarrett Smith</b> on a multi-year contract.
June 24-25, 2000	Selected five players at the 2000 NHL Entry Draft (Calgary), including <b>Alexei Smirnov</b> with the 12 <sup>th</sup> overall pick.
July 1, 2000	Agreed to terms with free agent <b>C German Titov</b> on a multi-year contract.
July 5, 2000	Agreed to terms with free agent <b>RW Jim Cummins</b> on a one-year contract with an additional year at the club's option.
July 6, 2000	Agreed to terms with <b>D Peter Podhradsky</b> on a three-year contract.
July 13, 2000	Agreed to terms on contracts with <b>RW Dan Bylsma</b> , <b>D Dean Malkoc</b> & <b>LW Kevin Sawyer</b> .
July 14, 2000	Agreed to terms with <b>C Jonas Ronnqvist</b> on a two-year contract.
July 20, 2000	Agreed to terms with <b>D Chris O'Sullivan</b> on a one-year contract.
July 25, 2000	Agreed to terms with <b>LW Marty McInnis</b> on a one-year contract.
July 25, 2000	Agreed to terms with <b>C Marc Chouinard</b> on a one-year contract.
July 27, 2000	Agreed to terms with <b>LW Mike Leclerc</b> on a one-year contract.

# MAJOR TRANSACTIONS IN DUCKS HISTORY

July 31, 2000	Agreed to terms with G <b>Jean-Sebastien Giguere</b> on a one-year contract.
Aug. 7, 2000	Agreed to terms with D <b>Patrick Traverse</b> on a one-year contract.
Aug. 11, 2000	Agreed to terms with RW <b>Ladislav Kohn</b> on a one-year contract.
Aug. 16, 2000	Agreed to terms with C <b>Antti Aalto</b> on a one-year contract.
Sept. 5, 2000	Agreed to terms with C <b>Matt Cullen</b> on a one-year contract.
Sept. 15, 2000	Agreed to terms with D <b>Oleg Tverdovsky</b> on a three-year contract.
Dec. 7, 2000	Agreed to terms with D <b>Mike Crowley</b> on a one-year contract with an additional year at the club's option.
Mar. 7, 2001	New York Rangers claim G <b>Guy Hebert</b> off NHL waivers from Anaheim.
Mar. 8, 2001	Agreed to terms with RW <b>Marty McInnis</b> on a three-year contract extension.
June 11, 2001	Exercised one-year contract options on LW <b>Dan Bylsma</b> & RW <b>Jim Cummins</b> .
June 14, 2001	Exercised one-year contract option on G <b>Steve Shields</b> .
June 23-24, 2001	Selected 11 players at the 2001 NHL Entry Draft (Florida), including C/W <b>Stanislav Chistov</b> with the fifth overall selection.
July 3, 2001	Agreed to terms with free agent D <b>Jason York</b> on a three-year contract.
July 12, 2001	Agreed to terms with LW <b>Timo Parssinen</b> on a one-year contract.
July 20, 2001	Agreed to terms with LW <b>Mike Leclerc</b> on a two-year contract.
July 27, 2001	Agreed to terms with free agent D <b>Drew Bannister</b> on a one-year contract.
July 30, 2001	Agreed to terms with C <b>Marc Chouinard</b> on a one-year contract with an additional year at the club's option.
July 31, 2001	Agreed to terms with C <b>Matt Cullen</b> and G <b>Gregg Naumenko</b> on one-year contracts.
Aug. 1, 2001	Agreed to terms with free agent D <b>Aris Brimanis</b> on a one-year contract.
Aug. 14, 2001	Agreed to terms with free agent D <b>Brian White</b> on a one-year contract with an additional year at the club's option.
Aug. 17, 2001	Agreed to terms with G <b>Jean-Sebastien Giguere</b> on a two-year contract.
Aug. 23, 2001	Agreed to terms with LW <b>Jeff Friesen</b> on a two-year contract.
Sept. 4, 2001	Agreed to terms with D <b>Niclas Havelid</b> on a two-year contract.
Dec. 20, 2001	Agreed to terms with RW <b>Dan Bylsma</b> on a two-year contract extension with an additional year at the club's option.
June 6, 2002	Agreed to terms with defensemen <b>Mark Popovic</b> and <b>Kurt Sauer</b> .
June 22-23, 2002	Selected eight players at the 2002 NHL Entry Draft (Toronto), including C/RW <b>Joffrey Lupul</b> with the seventh overall selection.
June 26, 2002	Exercised one-year contract options on C <b>Marc Chouinard</b> & LW <b>Kevin Sawyer</b> .
July 1, 2002	Agreed to terms with C <b>Adam Oates</b> on a one-year contract with an additional year at the club's option.
July 2, 2002	Agreed to terms with D <b>Vitaly Vishnevski</b> on a one-year contract.
July 8, 2002	Agreed to terms with RW <b>Cory Pecker</b> on a three-year entry level contract.
July 12, 2002	Agreed to terms with D <b>Fredrik Olausson</b> on a one-year contract, with an additional year at the club's option.
July 15, 2002	Agreed to terms on contracts with G <b>Martin Gerber</b> (one year with an additional year at the club's option), D <b>Jan Tabacek</b> and C <b>Tony Martensson</b> (both two-year entry level contracts).
July 17, 2002	Agreed to terms with D <b>Todd Reirden</b> and C <b>Jason Krog</b> on two-year entry level contracts.
July 19, 2002	Agreed to terms with D <b>Pavel Trnka</b> on a two-year contract.
July 22, 2002	Agreed to terms with C <b>Samuel Pahlsson</b> and D <b>Chris O'Sullivan</b> on one-year contracts.
July 24, 2002	Agreed to terms with RW <b>Rob Valicevic</b> and G <b>Jean-Francois Damphousse</b> on one-year contracts.
July 31, 2002	Agreed to terms with LW <b>Paul Kariya</b> on a one-year contract.
Aug. 1, 2002	Agreed to terms with C <b>Andy McDonald</b> on a two-year contract.
Aug. 3, 2002	Agreed to terms with C <b>Matt Cullen</b> on a two-year contract.
Aug. 6, 2002	Agreed to terms with D <b>Ruslan Salei</b> on a two-year contract.
Aug. 22, 2002	Agreed to terms on contracts with D <b>Josh DeWolf</b> (one-year), C <b>Brian Gornick</b> (two-year, entry level), C <b>Nick Smith</b> (one-year), LW <b>Francis Belanger</b> (one-year), and LW <b>Cam Severson</b> (one-year).
Aug. 26, 2002	Agreed to terms with C <b>Steve Rucchin</b> on a four-year contract.
Nov. 13, 2002	Agreed to terms with RW <b>Joffrey Lupul</b> on a three-year entry level contract.
Dec. 26, 2002	Agreed to terms with C <b>Joel Perreault</b> on a three-year entry level contract.
Apr. 1, 2003	Agreed to terms with LW <b>Chris Kunitz</b> on a two-year entry level contract.
Apr. 29, 2003	Agreed to terms with C <b>Michael Holmqvist</b> on a one-year entry level contract.
May 6, 2003	Agreed to terms with RW <b>George Davis</b> on a three-year entry level contract.
May 22, 2003	Agreed to terms with C <b>Pierre Parenteau</b> on a three-year entry level contract.
June 1, 2003	Agreed to terms with C <b>Igor Pohanka</b> and C <b>Joel Stepp</b> on three-year entry level contracts.
June 21-22, 2003	Selected nine players at the 2003 NHL Entry Draft, including C <b>Ryan Getzlaf</b> with the 19 <sup>th</sup> overall selection.
June 26, 2003	Signed D <b>Chris Armstrong</b> to a one-year contract with a second year at the club's option.
July 15, 2003	Agreed to terms with LW <b>Mike Leclerc</b> on a two-year contract, and LW <b>Cam Severson</b> on a one-year contract.
July 17, 2003	Agreed to terms with C <b>Vaclav Prospal</b> on a five-year contract.
July 19, 2003	Agreed to terms with C <b>Sergei Fedorov</b> on a five-year contract.
July 21, 2003	Agreed to terms with C <b>Nick Smith</b> on a one-year contract, and D <b>Sheldon Brookbank</b> on a two-year entry level contract.
July 22, 2003	Agreed to terms with D/LW <b>Lance Ward</b> and C <b>Samuel Pahlsson</b> on two-year contracts.
July 23, 2003	Agreed to terms on a one-year contract with D <b>Vitaly Vishnevski</b> , G <b>Eddie Ferhi</b> on a two-year entry level contract and D <b>Juha Allien</b> on a three-year entry level contract. Also announced it had picked up the one-year contract option on G <b>Martin Gerber</b> .

# MAJOR TRANSACTIONS IN DUCKS HISTORY

July 25, 2003	Agreed to terms with D <b>Mike Mottau</b> on a one-year contract, LW <b>Casey Hankinson</b> on a one-year contract and LW <b>Garrett Burnett</b> on a one-year contract.
Aug. 6, 2003	Agreed to terms with D <b>Niclas Havelid</b> on a three-year contract.
Aug. 29, 2003	Signed C <b>Keith Aucoin</b> to a one-year contract.
Sept. 9, 2003	Signed LW <b>Craig Johnson</b> to a one-year contract.
Sept. 10, 2003	Signed G <b>Jean-Sebastien Giguere</b> to a four-year contract.
Sept. 14, 2003	Signed LW <b>Petr Sykora</b> to a three-year contract.
Oct. 3, 2003	Selected D <b>Todd Simpson</b> in the NHL Waiver Draft.
Oct. 8, 2003	Signed D <b>Shane O'Brien</b> to a three-year entry level contract.
Mar. 25, 2004	Agreed to terms with forward <b>Curtis Glencross</b> on a three-year entry level contract.
May 12, 2004	Agreed to terms with forward <b>Dustin Penner</b> on a three-year entry level contract.
June 7, 2004	Agreed to terms with D <b>Aaron Rome</b> on a three-year entry level contract.
June 26-27, 2004	Selected eight players at the 2004 NHL Entry Draft, including D <b>Ladislav Smid</b> with the ninth overall selection.
June 28, 2004	Agreed to terms with C <b>Andy McDonald</b> on a two-year contract.
June 30, 2004	Exercised two-year contract option on D <b>Keith Carney</b> .
July 8, 2004	Agreed to terms with G <b>Ilya Bryzgalov</b> on a one-year contract with an additional year at the club's option.
July 9, 2004	Agreed to terms with LW <b>Garrett Burnett</b> on a one-year contract with an additional year at the club's option.
July 12, 2004	Agreed to terms with D <b>Vitaly Vishnevski</b> on a two-year contract.
July 16, 2004	Agreed to terms with RW <b>Michael Holmqvist</b> on a one-year contract.
July 31, 2004	Agreed to terms with C/RW <b>Rob Niedermayer</b> on a one-year contract.
Aug. 2, 2004	Agreed to terms with D <b>Kurtis Foster</b> on a one-year contract.
Aug. 9, 2004	Signed D <b>Ruslan Salei</b> to a one-year contract as a result of an arbitrator's decision.
Sept. 1, 2004	Signed C <b>Zenon Konopka</b> to a two-year contract.
Sept. 8, 2004	Signed C <b>Tim Brent</b> to a three-year contract.
Sept. 15, 2004	Signed C/RW <b>Ryan Getzlaf</b> and RW <b>Corey Perry</b> to three-year entry level contracts.
July 28, 2005	Exercised option (one year) on G <b>Ilya Bryzgalov</b> and agreed to terms with D <b>Nathan Saunders</b> on a three-year contract.
July 29, 2005	Signed D <b>Sandis Ozolinsh</b> to two-year contract.
July 30, 2005	Selected six players in the NHL Entry Draft, including RW <b>Bobby Ryan</b> 2 <sup>nd</sup> overall.
Aug. 4, 2005	Signed both <b>Rob</b> and <b>Scott Niedermayer</b> to four-year contracts.
Aug. 8, 2005	Signed D <b>Jason Marshall</b> to one-year contract.
Aug. 11, 2005	Signed LW <b>Mike Leclerc</b> and D <b>Joe DiPenta</b> to one-year contracts.
Aug. 12, 2005	Signed LW <b>Travis Moen</b> and LW <b>Chris Kunitz</b> to one-year contracts.
Aug. 15, 2005	Signed D <b>Mark Popovic</b> to one-year contract.
Aug. 19, 2005	Signed RW <b>Shane Hynes</b> to three-year contract.
Aug. 22, 2005	Signed RW <b>Teemu Selanne</b> to one-year contract.
Aug. 24, 2005	Signed C <b>Samuel Pahlsson</b> to two-year contract and D <b>Ladislav Smid</b> to three-year contract.
Aug. 25, 2005	Agreed to terms with RW <b>Craig Adams</b> on one-year contract.
Aug. 26, 2005	Signed D <b>Jordan Smith</b> to three-year contract.
Aug. 30, 2005	Signed D <b>Kent Huskins</b> and C <b>Geoff Peters</b> to one-year contracts.
Sept. 7, 2005	Signed D <b>Ruslan Salei</b> to one-year contract.
Sept. 12, 2005	Signed C <b>Aaron Gavey</b> to one-year contract.
Sept. 14, 2005	Signed D <b>Brett Festerling</b> to a three-year entry-level contract.
Sept. 29, 2005	Signed G <b>Michael Wall</b> to a three-year entry-level contract.
Nov. 28, 2005	Signed G <b>Nathan Marsters</b> (two year) and C <b>Ryan Shannon</b> (two-year entry level) to contracts.
March 8, 2006	Signed RW <b>Bobby Ryan</b> to a three-year entry-level contract.
April 1, 2006	Signed G <b>David McKee</b> to a two-year entry-level contract.
May 4, 2006	Signed LW <b>Drew Miller</b> to a two-year entry-level contract.
May 31, 2006	Signed LW <b>Bjorn Melin</b> to a one-year entry-level contract.
June 13, 2006	Signed RW <b>Teemu Selanne</b> to a one-year contract.
June 14, 2006	Signed LW <b>Travis Moen</b> to a one-year contract.
June 19, 2006	Signed D <b>Joe DiPenta</b> to a one-year contract.
June 24, 2006	Selected five players at NHL Entry Draft, including D <b>Mark Mitera</b> at 19 <sup>th</sup> overall.
June 30, 2006	Signed C <b>Geoff Peters</b> to a two-year contract.
July 5, 2006	Signed C <b>Andy McDonald</b> to a three-year contract.
July 10, 2006	Signed LW <b>Stanislav Chistov</b> to a two-year contract.
July 11, 2006	Signed RW <b>Colby Genoway</b> and D <b>Clay Wilson</b> to two-year entry-level contracts.
July 12, 2006	Signed C <b>Ryan Carter</b> to a two-year entry-level contract.
July 13, 2006	Signed G <b>Michael Leighton</b> to a one-year contract.
July 14, 2006	Signed RW <b>Shawn Thornton</b> and RW <b>Pierre Parienteau</b> to one-year contracts.
July 20, 2006	Signed LW <b>Chris Kunitz</b> to a two-year contract.
July 27, 2006	Signed D <b>Kent Huskins</b> to a one-year contract and C <b>Petteri Wirtanen</b> to a three-year entry-level contract.
July 27, 2006	Signed D <b>Vitaly Vishnevski</b> to a one-year contract.

# MAJOR TRANSACTIONS IN DUCKS HISTORY

Aug. 2, 2006	Signed D <b>Brian Salcido</b> to a three-year entry-level contract.
Aug. 3, 2006	Re-signed D <b>Shane O'Brien</b> to a one-year contract.
Aug. 10, 2006	Signed C <b>Travis Green</b> to a one-year contract.
Aug. 15, 2006	Signed D <b>Ian Moran</b> to a one-year contract.
Aug. 16, 2006	Signed D <b>Francois Beauchemin</b> to a two-year contract extension.
Aug. 28, 2006	Signed D <b>Bruno St. Jacques</b> to a one-year contract.
Sept. 6, 2006	Signed G <b>Ilya Bryzgalov</b> to a two-year contract.
Oct. 7, 2006	Signed C <b>Zenon Konopka</b> to a two-year contract.
Oct. 8, 2006	Signed C <b>Samuel Pahlsson</b> to a two-year contract extension.
Nov. 30, 2006	Signed D <b>Brendan Mikkelsen</b> to a three-year entry-level contract.
Dec. 19, 2006	Signed G <b>J.P. Leveseur</b> to a three-year entry-level contract.
Feb. 23, 2007	Signed RW <b>Mike Hoffman</b> to a two-year entry-level contract.
Mar. 16, 2007	Signed LW <b>Bobby Bolt</b> to a three-year entry-level contract.
Mar. 28, 2007	Signed C <b>Ryan Dingle</b> to a two-year entry-level contract.
May 16, 2007	Signed C <b>Andrew Ebbett</b> to a one-year entry level contract.
May 25, 2007	Signed G <b>Jonas Hiller</b> to a one-year entry level contract.
June 12, 2007	Signed LW <b>Travis Moen</b> and RW <b>George Parros</b> to two-year contract extensions.
June 21, 2007	Signed G <b>Jean-Sebastien Giguere</b> to a multi-year contract extension.
June 22-23, 2007	Selected eight players in the 2007 NHL Entry Draft, including C <b>Logan MacMillan</b> at 19th overall.
June 23, 2007	Signed D <b>Sean O'Donnell</b> and D <b>Kent Huskins</b> to two-year contract extensions.
July 1, 2007	Signed D <b>Mathieu Schneider</b> to a two-year contract.
July 2, 2007	Signed RW <b>Todd Bertuzzi</b> to a two-year contract.
July 3, 2007	Signed LW <b>Brad May</b> to a two-year contract.
July 4, 2007	Signed D <b>Maxim Kondratiev</b> to a one-year contract.
July 5, 2007	Signed D <b>Shane Hnidy</b> to a two-year contract.
July 12, 2007	Signed D <b>Joe Callahan</b> to a one-year contract.
July 12, 2007	Signed C <b>Brandon Segal</b> to a two-year contract.
July 16, 2007	Signed D <b>Aaron Rome</b> to a one-year contract.
July 18, 2007	Signed LW <b>Jason King</b> , LW <b>Dan LaCouture</b> and D <b>Brett Skinner</b> to one-year contracts.
Aug. 14, 2007	Signed D <b>Joe DiPenta</b> to a one-year contract.
Aug. 28, 2007	Signed LW <b>Chris Kunitz</b> to a four-year contract extension.
Nov. 20, 2007	Signed C <b>Ryan Getzlaf</b> to a five-year contract extension.
Dec. 10, 2007	Signed D <b>Bruno St. Jacques</b> to a one-year contract.
Jan. 28, 2008	Signed RW <b>Teemu Selanne</b> to a one-year contract.
Apr. 29, 2008	Signed C <b>Ryan Carter</b> to a three-year contract.
Apr. 30, 2008	Signed LW <b>Matt Beleskey</b> , RW <b>Jason Bailey</b> and D <b>John de Gray</b> to three-year entry-level contracts.
June 11, 2008	Signed G <b>Jonas Hiller</b> and C <b>Andrew Ebbett</b> to two-year contract extensions.
June 20-21, 2008	Selected 10 players in the 2008 NHL Entry Draft, including D <b>Jake Gardiner</b> at 17th overall.
June 25, 2008	Signed C <b>Brian Sutherby</b> to a one-year contract extension.
July 1, 2008	Signed RW <b>Corey Perry</b> to a five-year contract.
July 2, 2008	Signed D <b>Stu Bickel</b> to a three-year entry-level contract.
July 7, 2008	Signed G <b>David LeNeveu</b> to a one-year contract.
July 8, 2008	Signed C <b>Brendan Morrison</b> to a one-year contract.
July 11, 2008	Signed D <b>Steve Montador</b> to a one-year contract and D <b>Brennan Evans</b> to a two-year contract.
July 15, 2008	Signed C <b>Logan MacMillan</b> to a three-year entry-level contract.
July 22, 2008	Signed LW <b>Josh Green</b> , C <b>Eric Boguniecki</b> and LW <b>Troy Bodie</b> to one-year contracts, and LW <b>Ryan Donally</b> to a two-year contract.
June 10, 2008	Acquired a third-round selection in the 2008 NHL Entry Draft from Minnesota in exchange for D <b>Marc-Andre Bergeron</b> .
Aug. 27, 2008	Signed LW <b>Joakim Lindstrom</b> to a one-year contract.
Sept. 19, 2008	Signed LW <b>Drew Miller</b> to a two-year contract.
Sept. 22, 2008	Signed C <b>Maxime Macenauer</b> and D <b>Eric Regan</b> to three-year entry-level contracts.

## ALL-TIME TRADES IN TEAM HISTORY

Aug. 10, 1993	Acquired RW <b>Todd Ewen</b> & C <b>Patrik Carnback</b> from the Montreal Canadiens in exchange for a third round pick in the 1994 NHL Entry Draft in the club's first-ever trade.
Feb. 20, 1994	Acquired C <b>Stephan Lebeau</b> from the Montreal Canadiens in exchange for G <b>Ron Tugnutt</b> .
Feb. 21, 1994	Acquired G <b>John Tanner</b> from the Quebec Nordiques in exchange for a fourth round pick in the 1995 NHL Entry Draft.
Mar. 21, 1994	Acquired LW <b>Maxim Bets</b> & a sixth round pick in the 1995 NHL Entry Draft from the St. Louis Blues in exchange for D <b>Alexei Kasatonov</b> .
June 29, 1994	Acquired the Ottawa Senators' 1994 third round selection in exchange for D <b>Sean Hill</b> . Anaheim then dealt that pick to Tampa Bay in exchange for the Lightning's fourth round pick in the 1995 NHL Entry Draft and a 1994 third round selection (originally Washington's).
June 29, 1994	Acquired D <b>Tom Kurvers</b> from the New York Islanders in exchange for LW <b>Troy Loney</b> .
July 12, 1994	Acquired D <b>Robert Dirk</b> from the Chicago Blackhawks in exchange for a fourth round 1995 NHL Entry Draft Pick originally obtained on June 29, 1994 from Tampa Bay.

# MAJOR TRANSACTIONS IN DUCKS HISTORY

- Aug. 29, 1994 Acquired **D Jason Marshall** from the St. Louis Blues in exchange for **D Bill Houlder**.
- Sept. 2, 1994 Acquired the rights to **D Darren Van Impe** from the New York Islanders in exchange for a conditional 1995 NHL Entry Draft pick.
- Sept. 28, 1994 Acquired RW **David Sacco** from the Toronto Maple Leafs in exchange for RW **Terry Yake**.
- Feb. 2, 1995 Acquired LW **Todd Krygier** from the Washington Capitals in exchange for a fourth round pick in the 1996 NHL Entry Draft.
- Mar. 8, 1995 Acquired **D Milos Holan** from the Philadelphia Flyers in exchange for **C Anatoli Semenov**.
- Mar. 8, 1995 Acquired **D David Karpa** from the Quebec Nordiques in exchange for a conditional pick in the 1997 NHL Entry Draft.
- April 4, 1995 Acquired C/RW **Mike Sillinger** and **D Jason York** from the Detroit Red Wings in exchange for LW **Stu Grimson**, **D Mark Ferner** and the Mighty Ducks' sixth round pick in the 1996 NHL Entry Draft.
- July 8, 1995 Traded a 1995 sixth round pick in the NHL Entry Draft (originally belonged to St. Louis; acquired in the Alexei Kasatonov deal) back to the Blues in exchange for St. Louis' sixth round pick in the 1996 NHL Entry Draft.
- Oct. 30, 1995 Acquired **D Bobby Marshall** from the Calgary Flames in exchange for **C Jarrod Skalde**.
- Jan. 21, 1996 Acquired **C Jim Campbell** from the Montreal Canadiens in exchange for **D Robert Dirk**.
- Feb. 6, 1996 Acquired LW **Chris Herperger** and a **seventh round pick in the 1997 NHL Entry Draft** from the Philadelphia Flyers in exchange for **C Bob Corkum**.
- Feb. 7, 1996 Acquired RW **Teemu Selanne**, the rights to **C Marc Chouinard**, and a **fourth round pick in the 1996 NHL Entry Draft** from the Winnipeg Jets in exchange for **C Chad Kilger**, **D Oleg Tverdovsky**, and a **third round pick in the 1996 NHL Entry Draft**.
- Mar. 8, 1996 Acquired **G Mike Torchia** from the Washington Capitals in exchange for LW **Todd Krygier**.
- Mar. 15, 1996 Acquired RW **Roman Oksiuta** from the Vancouver Canucks in exchange for **C Mike Sillinger**.
- Mar. 19, 1996 Acquired **C Anatoli Semenov** and the rights to **D Mike Crowley** from the Philadelphia Flyers in exchange for RW **Brian Wesenberg**.
- Mar. 20, 1996 Acquired **D Ken Baumgartner** from the Toronto Maple Leafs in exchange for **Winnipeg's fourth round pick in the 1996 NHL Entry Draft** (originally acquired by Anaheim in the Teemu Selanne trade).
- July 1, 1996 Acquired RW **Kevin Brown** from the Ottawa Senators in exchange for LW **Mike Maneluk**.
- Oct. 1, 1996 Acquired the rights to **C Espen Knutsen** from the Hartford Whalers in exchange for RW **Kevin Brown**.
- Oct. 1, 1996 Acquired **C Ted Drury** and the rights to **D Marc Moro** from the Ottawa Senators in exchange for **C Shaun Van Allen** and **D Jason York**.
- Nov. 18, 1996 Acquired the rights to LW **Brian Bellows** from the Tampa Bay Lightning in exchange for a **sixth round pick in the 1997 NHL Entry Draft**.
- Nov. 19, 1996 Acquired LW **Shawn Antoski** and **D Dmitri Mironov** from the Pittsburgh Penguins in exchange for LW **Alex Hicks** and **D Fredrik Olausson**.
- Feb. 21, 1997 Acquired **D J.J. Daigneault** from the Pittsburgh Penguins in exchange for LW **Garry Valk**.
- Mar. 18, 1997 Acquired **C Richard Park** from the Pittsburgh Penguins in exchange for RW **Roman Oksiuta**.
- Mar. 18, 1997 Acquired **C Mark Janssens** from the Hartford Whalers in exchange for the rights to LW **Bates Battaglia** and a **fourth round pick in the 1998 NHL Entry Draft**.
- Sept. 17, 1997 Acquired RW **Scott Young** from the Colorado Avalanche in exchange for a third round pick in the 1998 NHL Entry Draft.
- Jan. 9, 1998 Acquired **D Drew Bannister** from the Edmonton Oilers in exchange for **D Bobby Dollas**.
- Feb. 6, 1998 Acquired **C Travis Green**, **D Doug Houda** and RW **Tony Tuzzolino** from the New York Islanders in exchange for **D J.J. Daigneault**, **C Mark Janssens** and RW **Joe Sacco**.
- Mar. 24, 1998 Acquired **D Jamie Pushor** and a **1998 fourth round draft pick** from the Detroit Red Wings in exchange for **D Dmitri Mironov**.
- Mar. 24, 1998 Acquired **C Josef Marha** from the Colorado Avalanche in exchange for LW **Warren Rychel** and a **conditional 1999 Entry Draft Pick**.
- Mar. 24, 1998 Acquired the rights to **G Patrick Lalime** from the Pittsburgh Penguins in exchange for **C Sean Pronger**.
- June 18, 1998 Acquired LW **Jim McKenzie** from the Phoenix Coyotes in exchange for **C J.F. Jomphe**.
- Aug. 11, 1998 Acquired LW **Stu Grimson** and **D Kevin Haller** from the Carolina Hurricanes in exchange for **D David Karpa** and a **fourth round pick in the 2000 NHL Entry Draft**.
- Oct. 5, 1998 Acquired **G Dominic Roussel** from the Nashville Predators in exchange for **G Chris Mason** and **D Marc Moro**.
- Oct. 8, 1998 Traded **D Doug Houda** to the Detroit Red Wings in exchange for future considerations.
- Oct. 27, 1998 Acquired LW **Marty McInnis** from Chicago in exchange for a fourth round Entry Draft pick in 2000.
- Dec. 10, 1998 Acquired Tampa Bay's fifth round pick in the 2000 NHL Entry Draft in exchange for **D Drew Bannister**.
- Jan. 28, 1999 Traded **C Josef Marha** to the Chicago Blackhawks in exchange for future considerations.
- Mar. 23, 1999 Acquired **C Peter Zedel** from the Vancouver Canucks in exchange for future considerations.
- Mar. 24, 1999 Announced that the trade for **C Peter Zedel** the previous day has been voided due to failure of player to report.
- June 18, 1999 Acquired LW **Ted Donato** and the rights to **D Anti-Jussi Niemi** from the Ottawa Senators in exchange for **G Patrick Lalime**.
- June 26, 1999 Acquired **D Oleg Tverdovsky** from the Phoenix Coyotes in exchange for **C Travis Green** and Anaheim's first round pick (15<sup>th</sup> overall) in the 1999 NHL Entry Draft.
- Sept. 27, 1999 Acquired RW **Ladislav Kohn** from the Atlanta Thrashers in exchange for an eighth-round draft pick in the 2000 NHL Entry Draft.
- Oct. 29, 1999 Acquired **C Tony Hrkac** and **D Dean Malkoc** from the New York Islanders in exchange for **C Ted Drury**.
- Jan. 29, 2000 Acquired **C Kip Miller** from the Pittsburgh Penguins in exchange for future considerations.



# MAJOR TRANSACTIONS IN DUCKS HISTORY

- Mar. 11, 2000 Acquired C **Jorgen Jonsson** from the New York Islanders in exchange for C **Johan Davidsson** and future considerations.
- Mar. 14, 2000 Acquired RW **Ed Ward** from the Atlanta Thrashers in exchange for future considerations. Acquired G **Corey Hirsch** from the Nashville Predators in exchange for future considerations. Acquired a fifth round draft pick in the 2000 NHL Entry Draft from the Pittsburgh Penguins in exchange for D **Dan Trebil**.
- May 23, 2000 Acquired a fourth round draft pick in the 2000 NHL Entry Draft from the New York Islanders in exchange for the rights to RW **Trent Hunter**.
- May 25, 2000 Acquired a fourth round draft pick in the 2001 NHL Entry Draft from the Columbus Blue Jackets in exchange for the rights to C **Espen Knutsen**.
- June 1, 2000 Acquired a fourth round draft pick in 2000 NHL Entry Draft from the Washington Capitals in exchange for defenseman D **Stephen Peat**.
- June 10, 2000 Acquired G **Jean-Sebastien Giguere** from the Calgary Flames in exchange for a second round draft pick in the 2000 NHL Entry Draft.
- June 12, 2000 Acquired D **Patrick Traverse** from the Ottawa Senators in exchange for D **Joel Kwiatkowski**.
- June 12, 2000 Acquired a seventh round draft pick in the 2001 NHL Entry Draft from the New Jersey Devils in exchange for RW **Ed Ward**.
- June 24, 2000 Acquired a second round draft pick in the 2000 NHL Entry Draft from the Montreal Canadiens in exchange for third, fourth and fifth round draft choices in the 2000 NHL Entry Draft.
- June 25, 2000 Acquired the rights to RW **Jonathan Hedstrom** from the Toronto Maple Leafs in exchange for sixth and seventh round draft picks in the 2000 NHL Entry Draft.
- Sept. 26, 2000 Acquired RW **Andrei Nazarov** and a second round pick in the 2001 NHL Entry Draft from the Calgary Flames in exchange for the rights to defenseman **Jordan Leopold**.
- Nov. 18, 2000 Acquired C **Samuel Pahlsson** from the Boston Bruins in exchange for RW **Andrei Nazarov** and D **Patrick Traverse**.
- Feb. 9, 2001 Acquired D **Sergei Vyshedkevich** and G **Scott Langkow** from the Atlanta Thrashers in exchange for RW **Ladislav Kohn**.
- Mar. 5, 2001 Acquired LW **Jeff Friesen**, G **Steve Shields** and future considerations from the San Jose Sharks in exchange for RW **Teemu Selanne**.
- Mar. 13, 2001 Acquired D **Alexei Tezikov** and a fourth round draft pick in the 2001 NHL Entry Draft from the Washington Capitals in exchange for D **Jason Marshall**.
- June 19, 2001 Acquired D **Keith Carney** from the Phoenix Coyotes in exchange for a second round pick in the 2001 NHL Entry Draft.
- July 2, 2001 Acquired LW **Denny Lambert** from the Atlanta Thrashers in exchange for future considerations.
- Nov. 1, 2001 Acquired RW **Patric Kjellberg** from the Nashville Predators in exchange for RW **Petr Tenkrat**. Also acquired RW **Sergei Krivokrasov** from the Minnesota Wild in exchange for a seventh round draft pick in 2002 and future considerations.
- Jan. 14, 2002 Acquired C **Dave Roche** from the New York Islanders in exchange for RW **Jim Cummins**.
- Mar. 5, 2002 Acquired a third round draft pick in the 2002 Entry Draft from the Boston Bruins in exchange for RW **Marty McInnis**.
- Mar. 19, 2002 Acquired RW **Ben Guite** and RW **Bjorn Melin** from the New York Islanders in exchange for LW **Dave Roche**.
- June 25, 2002 Acquired a third round draft pick in the 2003 Entry Draft from the Boston Bruins in exchange for G **Steve Shields**.
- July 6, 2002 Acquired RW **Petr Sykora**, D **Mike Commodore**, G **J.F. Dampousse** and RW **Igor Pohanka** from the New Jersey Devils in exchange for D **Oleg Tverdovsky**, LW **Jeff Friesen** and RW **Maxim Balmochnykh**.
- Oct. 23, 2002 Traded D **Jason York** to the Nashville Predators in exchange for future considerations.
- Jan. 30, 2003 Acquired D **Sandis Ozolinsh** and LW/D **Lance Ward** from the Florida Panthers in exchange for C **Matt Cullen**, D **Pavel Trnka** and a fourth round selection in the 2003 NHL Entry Draft.
- Mar. 11, 2003 Acquired RW **Steve Thomas** from the Chicago Blackhawks in exchange for a fifth round selection in the 2003 NHL Entry Draft.
- Mar. 11, 2003 Acquired C **Rob Niedermayer** from the Calgary Flames in exchange for G **J.F. Dampousse** and D **Mike Commodore**.
- June 21, 2003 Acquired the 28<sup>th</sup> overall selection in the 2003 NHL Entry Draft from the Dallas Stars in exchange for the 36<sup>th</sup> and 54<sup>th</sup> overall selections in the 2003 Draft.
- June 22, 2003 Acquired a fourth round 2003 draft pick from the Nashville Predators in exchange for fourth and fifth round selections in the 2003 draft.
- Aug. 12, 2003 Traded LW **Travis Brigley** to the Colorado Avalanche in exchange for future considerations.
- Jan. 17, 2004 Traded D **Todd Reirden** to the Phoenix Coyotes for future considerations.
- Feb. 4, 2004 Acquired LW **Petr Schastlivy** from the Ottawa Senators in exchange for D **Todd Simpson**.
- Feb. 21, 2004 Acquired D **Martin Skoula** from the Colorado Avalanche in exchange for D **Kurt Sauer**.
- June 18, 2004 Acquired D **Tomas Malec** and a third round pick in the 2004 Entry Draft from the Carolina Hurricanes in exchange for G **Martin Gerber**.
- June 26, 2004 Acquired D **Kurtis Foster** from the Atlanta Thrashers in exchange for D **Niclas Havelid**.
- Aug. 16, 2004 Acquired a second round pick in the 2005 draft from the Tampa Bay Lightning in exchange for LW **Vaclav Prospal**.
- July 29, 2005 Acquired LW **Todd Fedoruk** from the Philadelphia Flyers in exchange for a second round draft pick in the 2005 draft.
- July 30, 2005 Acquired LW **Travis Moen** from the Chicago Blackhawks in exchange for RW **Michael Holmqvist**.
- July 30, 2005 Drafted six players, including RW **Bobby Ryan** with the #2 overall selection at the 2005 NHL Entry Draft.
- Aug. 23, 2005 Acquired a conditional 2007 draft pick from the Phoenix Coyotes in exchange for LW **Mike Leclerc**.
- Aug. 23, 2005 Acquired LW **Trevor Gillies** and a conditional pick in the 2007 draft from the New York Rangers in exchange for C **Steve Rucchin**.

# MAJOR TRANSACTIONS IN DUCKS HISTORY

- Aug. 25, 2005 Acquired LW **Kip Brennan** from the Atlanta Thrashers in exchange for D **Mark Popovic**.
- Oct. 3, 2005 Acquired D **Bruno St. Jacques** from Carolina in exchange for RW **Craig Adams**.
- Oct. 18, 2005 Claimed LW **Chris Kunitz** on waivers from Atlanta and assigned him to Portland (AHL).
- Nov. 15, 2005 Acquired C **Tyler Wright** and D **Francois Beauchemin** from Columbus in exchange for C **Sergei Fedorov** and a fifth-round draft choice in the 2006 NHL Entry Draft.
- Nov. 21, 2005 Claimed C **Todd Marchant** on waivers from Columbus.
- Jan. 8, 2006 Acquired D **Maxim Kondratiev** from New York Rangers in exchange for RW **Petr Sykora** and a conditional draft pick in the 2007 NHL Entry Draft.
- Mar. 1, 2006 Acquired G **Jani Hurme** from Atlanta in exchange for C **Joel Stepp**.
- Mar. 9, 2006 Acquired a third-round pick in the 2006 NHL Entry Draft from the New York Rangers in exchange for D **Sandis Ozolinsh**.
- Mar. 9, 2006 Acquired D **Brett Skinner** and a second-round pick from Vancouver in exchange for D **Keith Carney** and D **Juha Alen**.
- Mar. 9, 2006 Acquired LW **Jeff Friesen** from Washington in exchange for a second-round pick in the 2006 NHL Entry Draft.
- Mar. 9, 2006 Acquired D **Sean O'Donnell** from Phoenix in exchange for C **Joel Perrault**.
- July 3, 2006 Acquired D **Chris Pronger** from Edmonton in exchange for RW **Joffrey Lupul**, D **Ladislav Smid**, Anaheim's first-round pick in the 2007 NHL Entry Draft, Anaheim's second-round choice in the 2008 NHL Entry Draft and a conditional draft pick.
- Aug. 17, 2006 Acquired a 2007 second-round draft pick, the rights to center **Karl Stewart** and a conditional draft pick from the Atlanta Thrashers in exchange for D **Vitaly Vishnevski**.
- Nov. 13, 2006 Acquired a third-round draft choice in either the 2007 or 2008 NHL Entry Draft and the option of exchanging its fourth-round selection for the Boston Bruins fourth-round selection in the 2008 NHL Entry Draft from the Boston Bruins in exchange for LW **Stanislav Chistov**.
- Nov. 13, 2006 Acquired a fourth-round draft choice in the 2007 NHL Entry Draft and the conditional right to exchange fifth-round selections with Philadelphia in the 2007 NHL Entry Draft from Philadelphia in exchange for LW **Todd Fedoruk**.
- Nov. 13, 2006 Acquired RW **George Parros** and the option to exchange third-round selections with Colorado in the 2007 Entry Draft from the Colorado Avalanche in exchange for a second-round draft pick in the 2007 NHL Entry Draft (previously acquired from Atlanta for Vitaly Vishnevski).
- Dec. 28, 2006 Acquired G **Sebastien Caron**, RW **Matt Keith** and LW **Chris Durno** from Chicago in exchange for D **Bruno St. Jacques** and RW **Pierre Parenteau**.
- Jan. 2, 2007 Acquired D **Ric Jackman** from Florida in exchange for a conditional draft pick.
- Jan. 24, 2007 Acquired D **Joe Rullier** from Vancouver in exchange for RW **Colby Genoway**.
- Jan. 26, 2007 Acquired C **Mark Hartigan**, RW **Joe Motzko** and a 2007 fourth round draft pick from Columbus in exchange for LW **Curtis Glencross**, C **Zenon Konopka** and a seventh round draft pick in either 2007 or 2008.
- Jan. 26, 2007 Acquired C **Shane Endicott** from Nashville in exchange for LW **Chris Durno**.
- Feb. 23, 2007 Acquired future considerations from Dallas in exchange for C **Shane Endicott**.
- Feb. 24, 2007 Acquired G **Gerald Coleman** and a 2007 first-round draft pick from Tampa Bay in exchange for D **Shane O'Brien** and a 2007 third-round draft pick.
- Feb. 27, 2007 Acquired LW **Brad May** from Colorado in exchange for G **Michael Wall**.
- Feb. 27, 2007 Acquired D **Doug O'Brien** from Tampa Bay in exchange for D **Joe Rullier**.
- June 23, 2007 Acquired C **Stephen Dixon** from Pittsburgh in exchange for C **Tim Brent**.
- June 23, 2007 Acquired LW **Jason King** and a conditional third-round draft choice in the 2009 NHL Entry Draft from Vancouver in exchange for RW **Ryan Shannon**.
- June 25, 2007 Acquired C **Brandon Segal** from Nashville in exchange for future considerations.
- Sept. 24, 2007 Acquired C **Mark Mowers** from Boston in exchange for D **Brett Skinner** and D **Nathan Saunders**.
- Nov. 15, 2007 Acquired C **Geoff Platt** from Columbus in exchange for D **Aaron Rome** and LW **Clay Wilson**.
- Nov. 19, 2007 Acquired C **Brian Sutherby** from Washington in exchange for Anaheim's second-round selection in the 2009 NHL Entry Draft.
- Dec. 14, 2007 Acquired C **Doug Weight**, LW **Michal Birner** and a seventh-round selection in the 2008 NHL Entry Draft from St. Louis in exchange for C **Andy McDonald**.
- Jan. 2, 2008 Acquired RW **Brandon Bochenski** from Boston in exchange for D **Shane Hnidy** and a sixth-round selection in the 2008 NHL Entry Draft. The two clubs also relinquished their option to exchange fourth-round picks in the 2008 NHL Entry Draft (as part of the **Stanislav Chistov** deal, Nov. 12, 2006).
- Jan. 9, 2008 Acquired RW **Darryl Bootland** from the New York Islanders in exchange for RW **Matt Keith**.
- Feb. 26, 2008 Acquired D **Marc-Andre Bergeron** from the New York Islanders in exchange for a third-round selection in the 2008 NHL Draft. Acquired G **Jean-Sebastien Aubin** from Los Angeles in exchange for a seventh-round selection in the 2008 NHL Entry Draft. Acquired D **Jay Leach** from Tampa Bay in exchange for RW **Brandon Segal** and a seventh-round selection in the 2008 NHL Entry Draft. Traded RW **Brandon Bochenski** to Nashville for future considerations.
- June 20, 2008 Acquired the 17th and 28th overall selections in the 2008 NHL Entry Draft from Los Angeles in exchange for the 12th overall selection in the 2008 Draft. Later acquired the 35th and 39th overall selections in the 2008 Draft from Phoenix in exchange for the 28th overall selection in the 2008 Draft.
- June 21, 2008 Acquired a seventh-round selection in the 2008 NHL Entry Draft from Philadelphia in exchange for Anaheim's seventh-round pick in the 2009 NHL Entry Draft.
- July 15, 2008 Acquired LW **Joakim Lindstrom** from Columbus in exchange for a conditional pick in the 2010 NHL Entry Draft.

# CAPTAINS AND COACHES

SEASON	CAPTAIN	ALTERNATE CAPTAINS
1993-94	Troy Loney Randy Ladouceur	Randy Ladouceur, Stu Grimson, Todd Ewen Bob Corkum, Todd Ewen
1995-96	Randy Ladouceur	Paul Kariya, Bobby Dollas, Todd Ewen
1996-97	Paul Kariya	Bobby Dollas, Teemu Selanne
1997-98	Paul Kariya Teemu Selanne	Teemu Selanne, David Karpa J.J. Daigneault, Mark Janssens
1998-99	Paul Kariya	Teemu Selanne, Kevin Haller
1999-00	Paul Kariya	Teemu Selanne, Kevin Haller
2000-01	Paul Kariya	Teemu Selanne, Dan Bylsma, Steve Rucchin
2001-02	Paul Kariya	Oleg Tverdovsky, Steve Rucchin, Dan Bylsma
2002-03	Paul Kariya	Keith Carney, Steve Rucchin
2003-04	Steve Rucchin	Keith Carney, Sergei Fedorov
2005-06	Scott Niedermayer	Rob Niedermayer, Teemu Selanne, Keith Carney, Sergei Fedorov
2006-07	Scott Niedermayer	Rob Niedermayer, Chris Pronger
2007-08	Chris Pronger	Rob Niedermayer, Chris Kunitz

SEASON	HEAD COACH	ASSISTANT COACHES
1993-94	Ron Wilson	Al Sims, Tim Army, Brian Hayward
1994-95	Ron Wilson	Al Sims, Tim Army, Brian Hayward
1995-96	Ron Wilson	Al Sims, Tim Army
1996-97	Ron Wilson	Walt Kyle, Tim Army
1997-98	Pierre Page	Walt Kyle, Don Hay
1998-99	Craig Hartsburg	George Burnett, Newell Brown
1999-00	Craig Hartsburg	George Burnett, Newell Brown
2000-01	Craig Hartsburg Guy Charron	Guy Charron, Terry Simpson Terry Simpson, Kelly Miller
2001-02	Bryan Murray	Guy Charron, Tom Watt
2002-03	Mike Babcock	Lorne Henning, Paul MacLean
2003-04	Mike Babcock	Lorne Henning, Paul MacLean, Greg Carvel
2005-06	Randy Carlyle	Dave Farrish, Newell Brown
2006-07	Randy Carlyle	Dave Farrish, Newell Brown
2007-08	Randy Carlyle	Dave Farrish, Newell Brown



Ron Wilson



Teemu Selanne

# YEAR-BY-YEAR LEADERS

## GAMES PLAYED

07-08	F. BEAUCHEMIN, C. KUNITZ, S. O'DONNELL	82
06-07	T. SELANNE, A. MCDONALD, R. GETZLAF, D. PENNER, C. PERRY, S. PAHLSSON, T. MOEN, R. NIEDERMAYER	82
05-06	A. MCDONALD, S. NIEDERMAYER, S. PAHLSSON, V. VISHNEVSKI	82
03-04	S. PAHLSSON, V. PROSPAL, S. RUCCHIN, R. SALEI	82
02-03	N. HAVELID, P. KARIYA, S. RUCCHIN, P. SYKORA	82
01-02	P. KARIYA, M. LECLERC, R. SALEI	82
00-01	D. BYLSMA, M. CULLEN, O. TVERDOVSKY	82
99-00	OLEG TVERDOVSKY	82
98-99	KEVIN HALLER, PAUL KARIYA	82
97-98	DAVID KARPA	78
96-97	JARI KURRI	82
95-96	BOBBY DOLLAS, PAUL KARIYA	82
94-95	PAUL KARIYA	47
93-94	JOE SACCO	84

## POINTS

07-08	RYAN GETZLAF	24-58=82
06-07	TEEMU SELANNE	48-46=94
05-06	TEEMU SELANNE	40-50=90
03-04	SERGEI FEDOROV	31-34=65
02-03	PAUL KARIYA	25-56=81
01-02	PAUL KARIYA	32-25=57
00-01	PAUL KARIYA	33-34=67
99-00	PAUL KARIYA	42-44=86
98-99	TEEMU SELANNE	47-60=107
97-98	TEEMU SELANNE	52-34=86
96-97	TEEMU SELANNE	51-58=109
95-96	PAUL KARIYA	50-58=108
94-95	PAUL KARIYA	18-21=39
93-94	TERRY YAKE	21-31=52

## GOALS

07-08	COREY PERRY	29
06-07	TEEMU SELANNE	48
05-06	TEEMU SELANNE	40
03-04	SERGEI FEDOROV	31
02-03	PETR SYKORA	34
01-02	PAUL KARIYA	32
00-01	PAUL KARIYA	33
99-00	PAUL KARIYA	42
98-99	TEEMU SELANNE	47*
97-98	TEEMU SELANNE	52
96-97	TEEMU SELANNE	51
95-96	PAUL KARIYA	50
94-95	PAUL KARIYA	18
93-94	BOB CORKUM	23

## ASSISTS

07-08	RYAN GETZLAF	58
06-07	SCOTT NIEDERMAYER	54
05-06	ANDY MCDONALD	51
03-04	VACLAV PROSPAL	35
02-03	PAUL KARIYA	56
01-02	MATT CULLEN	30
00-01	OLEG TVERDOVSKY	39
99-00	TEEMU SELANNE	52
98-99	PAUL KARIYA	62
97-98	STEVE RUCCHIN	36
96-97	TEEMU SELANNE	58
95-96	PAUL KARIYA	58
94-95	PAUL KARIYA, SHAUN VAN ALLEN	21
93-94	TERRY YAKE	31

## DEFENSIVE SCORING

07-08	CHRIS PRONGER	12-31=43
06-07	SCOTT NIEDERMAYER	15-54=69*
05-06	SCOTT NIEDERMAYER	13-50=63
03-04	NICLAS HAVELID	6-20=26
02-03	NICLAS HAVELID	11-22=33
01-02	OLEG TVERDOVSKY	6-26=32
00-01	OLEG TVERDOVSKY	14-39=53
99-00	OLEG TVERDOVSKY	15-36=51
98-99	FREDRIK OLAUSSON	16-40=56
97-98	DMITRI MIRONOV	6-30=36
96-97	DMITRI MIRONOV	12-34=46
95-96	BOBBY DOLLAS	8-22=30
94-95	BOBBY DOLLAS	7-13=20
93-94	BILL HOULDER	14-25=39

## PLUS/MINUS (+/-)

07-08	RYAN GETZLAF	+32
06-07	CHRIS PRONGER	+27
05-06	TEEMU SELANNE	+28
03-04	MARTIN SKOULA	+3

02-03	SAMUEL PAHLSSON, STEVE THOMAS	+10
01-02	KEITH CARNEY	+14
00-01	TONY HRKAC	0
99-00	PAUL KARIYA	+22
98-99	TEEMU SELANNE	+18
97-98	PAUL KARIYA, TEEMU SELANNE	+12
96-97	PAUL KARIYA	+36
95-96	SHAUN VAN ALLEN	+13
94-95	STEVE RUCCHIN	+7
93-94	BOBBY DOLLAS	+20

## PENALTY MINUTES

07-08	GEORGE PARROS	183
06-07	GEORGE PARROS	102
05-06	TODD FEDORUK	174
03-04	GARRETT BURNETT	184
02-03	KEVIN SAWYER	115
01-02	KEVIN SAWYER	221
00-01	JIM CUMMINS	167
99-00	STU GRIMSON	116
98-99	STU GRIMSON	158
97-98	DAVID KARPA	217
96-97	WARREN RYCHEL	218
95-96	TODD EWEN	285
94-95	STU GRIMSON	110
93-94	TODD EWEN	272

## SHOTS

07-08	COREY PERRY	200
06-07	TEEMU SELANNE	257
05-06	JEFFREY LUPUL	296
03-04	PETR SYKORA	277
02-03	PETR SYKORA	299
01-02	PAUL KARIYA	289
00-01	PAUL KARIYA	230
99-00	PAUL KARIYA	324
98-99	PAUL KARIYA	429*
97-98	TEEMU SELANNE	268
96-97	PAUL KARIYA	340*
95-96	PAUL KARIYA	349
94-95	PAUL KARIYA	134
93-94	JOE SACCO	206

## SHOOTING PERCENTAGE

07-08	COREY PERRY	14.5%
06-07	TEEMU SELANNE	18.7%
05-06	TEEMU SELANNE	15.0%
03-04	STEVE RUCCHIN	13.5%
02-03	KEVIN SAWYER	18.2%
01-02	GERMAN TITOV	20.6%
00-01	STEVE RUCCHIN	15.8%
99-00	STEVE RUCCHIN	14.5%
98-99	STU GRIMSON	30.0%
97-98	TEEMU SELANNE	19.4%
96-97	TEEMU SELANNE	18.7%
95-96	VALERI KARPOV	21.4%
94-95	PETER DOURIS	14.5%
93-94	STEPHAN LEBEAU	16.2%

## POWER PLAY GOALS

07-08	COREY PERRY	11
06-07	TEEMU SELANNE	25*
05-06	TEEMU SELANNE	18
03-04	STEVE RUCCHIN, SERGEI FEDOROV	9
02-03	PETR SYKORA	15
01-02	PAUL KARIYA	11
00-01	PAUL KARIYA	18
99-00	PAUL KARIYA	11
98-99	TEEMU SELANNE	25*
97-98	TEEMU SELANNE	10
96-97	PAUL KARIYA	15
95-96	PAUL KARIYA	20
94-95	PAUL KARIYA	7
93-94	TROY LONEY, TIM SWEENEY	6

## SHORTHANDED GOALS

07-08	SAMUEL PAHLSSON	3
06-07	TODD MARCHANT	3
05-06	SAMUEL PAHLSSON	3
03-04	SERGEI FEDOROV	2
02-03	EIGHT PLAYERS	1
01-02	FOUR PLAYERS	1
00-01	PAUL KARIYA	3
99-00	PAUL KARIYA	3
98-99	PAUL KARIYA	2
97-98	JOE SACCO, SCOTT YOUNG	2
96-97	PAUL KARIYA	3
95-96	PAUL KARIYA	3
94-95	B. DOLLAS, P. KARIYA, O. TVERDOVSKY, S. VAN ALLEN	1
93-94	BOB CORKUM	3

# YEAR-BY-YEAR LEADERS

## GAME-WINNING GOALS

07-08	CHRIS KUNITZ	6
06-07	TEEMU SELANNE	10*
05-06	ANDY MCDONALD	7
03-04	SERGEI FEDOROV	6
02-03	NICLAS HAVELID, PETR SYKORA	5
01-02	PAUL KARIYA	5
00-01	TEEMU SELANNE	8
99-00	TEEMU SELANNE	6
98-99	TEEMU SELANNE	7
97-98	TEEMU SELANNE	10
96-97	PAUL KARIYA	10*
95-96	PAUL KARIYA	9
94-95	PETER DOURIS	5
93-94	GARRY VALK	4

## OVERTIME GOALS

07-08	F. BEAUCHEMIN, S. PAHLSSON	
	C. PRONGER, M. SCHNEIDER	2
06-07	TEEMU SELANNE	2
05-06	S. NIEDERMAYER, J. HEDSTROM	1
03-04	FOUR PLAYERS	1
02-03	N. HAVELID, S. THOMAS	1
01-02	M. LECLERC, K. CARNEY, G. TITOV	2
00-01	M. CROWLEY, N. HAVELID, P. TENKRAT, O. TVERDOVSKY	1
99-00	OLEG TVERDOVSKY	2
98-99	STEVE RUCCHIN	1
97-98	J. SACCO, T. SELANNE, S. YOUNG	1
96-97	STEVE RUCCHIN	2
95-96	PAUL KARIYA	3
94-95	PETER DOURIS, STEPHAN LEBEAU	1
93-94	GARRY VALK, JARROD SKALDE	1

## HAT TRICKS

07-08	TEEMU SELANNE	1
06-07	CHRIS KUNITZ, TEEMU SELANNE	1
05-06	JONATHAN HEDSTROM	1
03-04	VACLAV PROSPAL	1
02-03	PAUL KARIYA	1
01-02	PAUL KARIYA	2
00-01	PAUL KARIYA	2
99-00	TEEMU SELANNE	1
98-99	TEEMU SELANNE	1
97-98	TEEMU SELANNE	3
96-97	PAUL KARIYA	2
95-96	TEEMU SELANNE	2
94-95	NONE RECORDED	
93-94	TERRY YAKE	1

## SAVE PERCENTAGE

07-08	JEAN-SEBASTIEN GIGUERE	.922%
06-07	JEAN-SEBASTIEN GIGUERE	.918%
05-06	JEAN-SEBASTIEN GIGUERE	.911%
03-04	MARTIN GERBER	.918%
02-03	MARTIN GERBER	.929%
01-02	JEAN-SEBASTIEN GIGUERE	.920%
00-01	JEAN-SEBASTIEN GIGUERE	.911%
99-00	GUY HEBERT	.908%
98-99	DOMINIC ROUSSEL	.923%
97-98	GUY HEBERT	.903%
96-97	GUY HEBERT	.919%
95-96	GUY HEBERT	.914%
94-95	GUY HEBERT	.904%
93-94	RON TUGNUTT	.908%

## GOALS-AGAINST-AVERAGE

07-08	JEAN-SEBASTIEN GIGUERE	2.12
06-07	JEAN-SEBASTIEN GIGUERE	2.26
05-06	Ilya BRYZGALOV	2.51
03-04	MARTIN GERBER	2.26
02-03	MARTIN GERBER	1.95
01-02	JEAN-SEBASTIEN GIGUERE	2.13
00-01	JEAN-SEBASTIEN GIGUERE	2.57
99-00	GUY HEBERT	2.51
98-99	GUY HEBERT	2.42
97-98	GUY HEBERT	2.93
96-97	GUY HEBERT	2.67
95-96	GUY HEBERT	2.83
94-95	GUY HEBERT	3.13
93-94	GUY HEBERT	2.83

## WINS

07-08	JEAN-SEBASTIEN GIGUERE	35
06-07	JEAN-SEBASTIEN GIGUERE	36
05-06	JEAN-SEBASTIEN GIGUERE	30
03-04	JEAN-SEBASTIEN GIGUERE	17
02-03	JEAN-SEBASTIEN GIGUERE	34
01-02	JEAN-SEBASTIEN GIGUERE	20
00-01	GUY HEBERT	12
99-00	GUY HEBERT	28
98-99	GUY HEBERT	29

97-98	GUY HEBERT, MIKHAIL SHTALENKOV	13
96-97	GUY HEBERT	29
95-96	GUY HEBERT	28
94-95	GUY HEBERT	12
93-94	GUY HEBERT	20

## SHUTOUTS

07-08	JEAN-SEBASTIEN GIGUERE	4
06-07	JEAN-SEBASTIEN GIGUERE	4
05-06	JEAN-SEBASTIEN GIGUERE	2
03-04	JEAN-SEBASTIEN GIGUERE	3
02-03	JEAN-SEBASTIEN GIGUERE	8
01-02	JEAN-SEBASTIEN GIGUERE	4
00-01	JEAN-SEBASTIEN GIGUERE	4
99-00	GUY HEBERT	4
98-99	GUY HEBERT	6
97-98	GUY HEBERT	3
96-97	GUY HEBERT	4
95-96	GUY HEBERT	4
94-95	GUY HEBERT	2
93-94	GUY HEBERT	2

## DUCKS YEAR-BY-YEAR REAL TIME SCORING LEADERS

(OFFICIALLY KEPT SINCE THE START OF THE 1998-99 SEASON)

## TIME ON ICE (MINUTES PER GAME)

07-08	CHRIS PRONGER	26:00
06-07	SCOTT NIEDERMAYER	27:30
05-06	SCOTT NIEDERMAYER	25:30
03-04	RUSLAN SALEI	23:41
02-03	KEITH CARNEY	22:33
01-02	OLEG TVERDOVSKY	22:50
00-01	OLEG TVERDOVSKY	24:24
99-00	PAUL KARIYA	24:21
98-99	PAUL KARIYA	25:30

## SHIFTS PER GAME

07-08	CHRIS PRONGER	28.2
06-07	CHRIS PRONGER	27.8
05-06	SCOTT NIEDERMAYER	26.0
03-04	STEVE RUCCHIN	28.5
02-03	STEVE RUCCHIN	28.4
01-02	KEITH CARNEY	26.1
00-01	OLEG TVERDOVSKY	28.4
99-00	PAUL KARIYA	26.4
98-99	KEVIN HALLER	27.2

## FACEOFF WIN PERCENTAGE

07-08	SAMUEL PAHLSSON	55.0%
06-07	ANDY MCDONALD	55.4%
05-06	ANDY MCDONALD	56.2%
03-04	JASON KROG	58.5%
02-03	JASON KROG	60.4%
01-02	MARC CHOUINARD	54.9%
00-01	MARC CHOUINARD	60.9%
99-00	STEVE RUCCHIN	53.4%
98-99	TRAVIS GREEN	52.8%

## TOTAL FACEOFFS TAKEN

07-08	RYAN GETZLAF	1,152
06-07	SAMUEL PAHLSSON	1,523
05-06	SAMUEL PAHLSSON	1,517
03-04	SERGEI FEDOROV	1,558
02-03	STEVE RUCCHIN	1,613
01-02	MATT CULLEN	1,283
00-01	MATT CULLEN	1,478
99-00	STEVE RUCCHIN	1,996
98-99	STEVE RUCCHIN	1,845

## TOTAL FACEOFF WINS

07-08	SAMUEL PAHLSSON	586
06-07	SAMUEL PAHLSSON	802
05-06	SAMUEL PAHLSSON	801
03-04	SERGEI FEDOROV	882
02-03	STEVE RUCCHIN	874
01-02	MATT CULLEN	660
00-01	MATT CULLEN	710
99-00	STEVE RUCCHIN	1,066
98-99	STEVE RUCCHIN	965

## TOTAL FACEOFF LOSSES

07-08	RYAN GETZLAF	607
06-07	SAMUEL PAHLSSON	721
05-06	SAMUEL PAHLSSON	716
03-04	SERGEI FEDOROV	676
02-03	STEVE RUCCHIN	739
01-02	MATT CULLEN	623
00-01	MATT CULLEN	768
99-00	STEVE RUCCHIN	930
98-99	STEVE RUCCHIN	880

(ANAHEIM TOTALS ONLY; MINIMUM 15 GAMES PLAYED; \* - LED NHL)

2004-05 SEASON CANCELLED DUE TO NHL WORK STOPPAGE



ALL-TIME 10 FASTEST GOALS  
SCORED BY ANAHEIM

(FROM THE START OF A GAME)

TIME	DATE	OPPONENT	GOAL
1. :08	3/9/97	@ COL	KARIYA (RUCCHIN)
2. :16	1/15/97	@ CGY	RUCCHIN (SELANNE, DOLLAS)
3. :16	1/4/08	VS. CHI	PERRY (O'DONNELL, GETZLAF)
3. :19	11/3/02	VS. SJ	CHISTOV (HAVELID, LECLERC)
5. :20	1/22/00	@ SJ	SELANNE (TRNKA)
6. :21	3/9/08	VS. MTL	MARCHANT (WEIGHT, BERTUZZI)
7. :22	4/9/95	VS. LA	HOLAN (CORKUM, SACCO)
7. :29	3/24/03	VS. CBJ	LECLERC (KARIYA, RUCCHIN)
9. :29	1/21/06	VS. FLA	KUNITZ (SALEI, SELANNE)
10. :31	3/31/06	VS. DAL	KUNITZ (SELANNE, BEAUCHEMIN)

## ALL-TIME NUMERICAL ROSTER

(ALL PLAYERS WHO HAVE APPEARED IN AT LEAST ONE GAME ENTERING 2008-09, INCLUDING WHICH SEASON THEY PLAYED IN)

1 RON TUGNUTT, 93-94	15 CHRIS KUNITZ, 06-08	MARK JANSENSSEN, 96-97	TONY TUZZOLINO, 97-98
MIKE O'NEILL, 96-97	STEVE RUCCHIN, 94-95	RUSLAN SALEI, 97-06	DREW BANNISTER, 01-02
GREGG NAUMENKO, 99-02	DAVID KARPA, 94-95	STANISLAV CHISTOV, 06-07	BOB MORO, 97-98
JONAS HILLER, 07-08	VIACHESLAV BUTSAYEV, 95-96	BRAD MAY, 06-08	MARC WREN, 00-01
2 BOBBY DOLLAS, 93-98	DMITRI HROVAC, 96-98	25 TERRY YAKE, 93-94	ARIS BRIMANIS, 01-02
FREDRIK OLAUSSON, 98-00, 02-03	TONY MIKAC, 99-01	TODD KRYGIER, 95-96	CHRIS O'SULLIVAN, 02-03
TODD SIMPSON, 03-04	JIM CUMMINS, 01-02	ADRIAN PLAVSIC, 96-97	KIP BRENNAN, 05-06
3 MARK FERNER, 93-94	JOFFREY LUPUL, 03-06	MIKE CROWLEY, 98-99, 00-01	SHANE O'BRIEN, 06-07
JASON YORK, 95-96	RYAN GETZLAF, 06-08	FRANK BANHAM, 99-00	38 MIKE CROWLEY, 97-98
PATRICK TRAVERSE, 00-01	16 PETER DURIS, 93-96	KEVIN SAWYER, 01-03	ROB VALICEVIC, 02-03
KEITH CARNEY, 01-06	WARREN RYCHEL, 96-98	ZENON KONOPKA, 05-06	CHRIS KUNITZ, 03-06
4 DAVID WILLIAMS, 93-95	MARTY MCINISIS, 98-02	CHRIS PRONGER, 06-08	RYAN SHANNON, 06-07
FREDRIK OLAUSSON, 95-96	GEORGE PAROS, 05-08	26 ROBIN BAWA, 93-94	39 DON MCSWEENEY, 93-94
JAMIE PUSHOR, 97-99	17 STEVEN KING, 93-94	MIKE SILLINGER, 95-96	FRANK BANHAM, 96-97
ANTI-JUSSI NIEMI, 01-02	DAVID KARPA, 95-96	NIKOLAI TSULYGIN, 96-97	TRAVIS GREEN, 97-98, 06-07
LANCE WARD, 02-04	JARI KURRI, 96-97	JEREMY STEVENSON, 99-00	PETR SYKORA, 02-06
TODD BERTUZZI, 07-08	TOMAS SANDSTROM, 97-99	ANDREI NAZAROV, 00-01	DOUG WRIGHT, 07-08
5 ROBERT DIRK, 94-96	MATT CULLEN, 99-03	SAMUEL PALLSSON, 00-08	40 JEREMY STEVENSON, 95-98
RUSLAN SALEI, 96-97	CAM SEVERSON, 03-04	27 LONNIE LOACH, 93-94	ANTI-JUSSI NIEMI, 00-01
DREW BANNISTER, 97-98	JONATHAN HEDSTROM, 05-06	JOHN LILLEY, 94-95	VACLAV PROSPAL, 03-04
KREW HALLER, 98-00	DUSTIN PENNER, 06-07	MIKE LECLERC, 96-98	AARON GAVEL, 05-06
VITALY VISHNEVSKI, 00-06	BRIAN SUTHERBY, 07-08	PASCAL TREPANIER, 98-01	KENT HUSKINS, 06-08
RIC JACKMAN, 06-07	18 GARRY VALK, 93-97	DENNY LAMBERT, 01-02	41 CHRIS ARMSTRONG, 03-04
6 SEAN HILL, 93-94	MARK JANSENSSEN, 97-98	CRAIG JOHNSON, 03-04	DAVID MCKEE, 06-07
DON MCSWEENEY, 94-96	TED DRURY, 98-00	PETER SCHATSLIVY, 03-04	42 DENNY LAMBERT, 94-96
DOUG HOUDA, 97-98	MAXIM BALMOCHNYKH, 99-00	SCOTT NIEDERMAYER, 05-08	BARRY NIECKAR, 96-98
VITALY VISHNEVSKI, 99-01	PETR TENKRAT, 00-02	28 DWAYNE NORRIS, 94-95	TREVOR GILLES, 05-06
JASON MARSHALL, 05-06	PATRIC KJELLBERG, 01-03	ROMAN OKSIUTA, 95-96	JASON KING, 97-98
7 ALEXEI KASATONOV, 93-94	MIKAEI HOLMQUIST, 03-04	JASON MARSHALL, 96-97	43 MAXIM BETS, 03-04
MILOS HOLAN, 95-96	DREW MILLER, 06-08	NICLAS HAVELID, 99-06	BJORN MELIN, 06-07
PAVEL TRNKA, 97-03	19 ANATOLI SEMENOV, 93-95	TYLER WRIGHT, 05-06	44 MYRON O'CONNOR, 93-94
BRUNO ST. JACQUES, 05-06	BOB CORKUM, 95-96	MARK MOWERS, 07-08	OLEG MIKULCHIK, 96-98
SHANE HINDY, 07-08	ANDY ANTOSKI, 96-97	29 RANDY LADOUCEUR, 93-96	ANTI AALTO, 97-98
MARC-ANDRE BERGERON, 07-08	JEFF NIEMSEN, 97-00	FRANK BANHAM, 97-98	MIKE BROWN, 02-03
8 TIM SWEENEY, 93-95	20 BOB CORKUM, 93-95	LADISLAV KOHN, 99-01	ROB NIEDERMAYER, 07-08
CHAD KILGER, 95-96	STEVE RUCCHIN, 94-04	TIM PARSSINEN, 01-02	45 SCOTT MCKAY, 93-94
TEEMU SELANNE, 96-01, 06-08	MAXIM KONDRATIEV, 07-08	MARTIN GERBER, 02-04	MATT CULLEN, 97-98
ANDRES OZOLINSH, 02-06	GEOFF PLATT, 07-08	TODD FEDORUK, 05-07	SHAWN THORNTON, 06-07
9 PAUL KARIYA, 94-03	RYAN CARTER, 07-08	SEBASTIAN CARON, 06-07	46 J.F. JOMPHE, 95-98
10 JARROD SKALDE, 93-94	21 PATRIK CARNBACK, 93-95	DOMINIC ROUSSEL, 98-01	KEVIN SAWYER, 00-01
OLEG TVERDOVSKY, 94-96, 99-02	JIM CAMPBELL, 95-96	ILYA BRYZGALOV, 01-02, 03-08	70 TOM MARENSSON, 03-04
ROMAN OKSIUTA, 96-97	IGOR NIKULIN, 96-97	31 GUY HEBERT, 93-01	JOE MOTZKO, 06-07
SEAN PRONGER, 97-98	ESPEN KNUTSEN, 97-98	STEVE SHIELDS, 01-02	47 STEPHAN LEBEAU, 94-95
JOSEF MARHA, 97-99	SCOTT FERGUSON, 98-99	MICHAEL WALL, 06-07	TIM BRENT, 06-07
JASON KROG, 02-04	TED DONATO, 95-00	32 STU GRIMSON, 93-95, 98-00	48 JOHN LILLEY, 1993-94
COREY PERRY, 06-08	DAN BYLISMA, 00-04	ALEX HICKS, 95-96	DARREN VAN IMPE, 94-96
11 VALERI KARPOV, 94-97	SEAN O'DONNELL, 05-08	RICHARD PARK, 96-98	SCOTT YOUNG, 97-98
SHAWN ANTOSKI, 97-98	22 SHAUN VAN ALLEN, 93-96	MARC CHOUINARD, 00-03	ANDY MCDONALD, 00-01
MATT CULLEN, 98-99	KEN BAUMGARTNER, 96-97	STEVE THOMAS, 02-03	CASEY HANKINSON, 03-04
KIP MILLER, 99-00	BRENT SEVERNY, 97-98	TRAVIS MOEN, 05-08	MARK MOWERS, 07-08
JEFF FRIESE, 00-02	JOHAN DAVIDSSON, 98-00	33 JIM THOMSON, 93-95	ANDREW EBBETT, 07-08
ANDY MCDONALD, 00-01	JORGEN JONSSON, 99-00	DAVID KARPA, 96-98	50 BOB WREN, 97-98
MARC CHOUINARD, 02-03	JONAS RONNQVIST, 00-01	JIM MCKENZIE, 98-00	51 CRAIG REICHERT, 96-97
MATTHIEU SCHNEIDER, 07-08	ALEXEI SMIRNOV, 02-04	ED WARD, 99-00	JONATHAN HEDSTROM, 02-03
12 DAVID SACCO, 95-96	TODD MARCHANT, 05-08	34 ANATOLI FEDOTOV, 93-94	RYAN GETZLAF, 05-06
KEVIN TODD, 96-98	23 BILL HOULDER, 93-94	JASON YORK, 01-02	52 PETER LEBOUTILLIER, 98-98
MIKE LECLERC, 98-04	JASON MARSHALL, 94-96, 97-01	MARK POPOVICH, 03-04	RYAN CARTER, 06-08
JEFF FRIESE, 05-06	BRIAN BELLOW, 96-97	JOE DIPENTA, 05-08	54 SEAN PRONGER, 95-97
BRANDON BOCHENSKI, 07-08	SERGEI KRIVOKRASOV, 01-02	35 MIKHAIL SHTALENKOV, 93-98	BOBBY RYAN, 07-08
13 TED DRURY, 96-98	STANISLAV CHISTOV, 02-04	DAN TREBIL, 96-99	GARRETT BURNETT, 03-04
GERMAN TITOV, 00-02	FRANCOIS BEAUCHEMIN, 05-08	KURT SAUER, 02-04	PETTERI WIRTANEN, 07-08
TEEMU SELANNE, 05-06	24 TROY LONEY, 93-94	AARON ROE, 06-07	61 COREY PERRY, 05-06
MARK HARTIGAN, 06-07	TOM KURVENS, 94-95	36 TODD EWEN, 93-96	67 TOM ASKEY, 97-98
14 JOE SACCO, 93-98	STEVEN KING, 95-96	J.J. DAIGNEAULT, 96-98	76 DUSTIN PENNER, 05-06
ANTI AALTO, 98-01	KEN BAUMGARTNER, 95-96		77 ADAM DATES, 02-03
91 SERGEI FEDOROV, 03-06			91 SERGEI FEDOROV, 03-06
93 ANATOLI SEMENOV, 95-96			93 ANATOLI SEMENOV, 95-96

ALL-TIME 10 FASTEST GOALS  
SCORED BY ANAHEIM OPPONENTS

(FROM THE START OF A GAME)

TIME	DATE	OPPONENT	GOAL
1. :09	1/16/94	VS. VAN	LINDEN (NAMESTNIKOV, BABYCH)
2. :17	2/25/01	VS. CBJ	KNUTSEN (UNASSISTED)
3. :18	1/22/97	VS. NJ	ROLSTON (HOLIK, ANDRECHUK)
4. :21	4/15/06	@ SJ	J. THORNTON (EKMAN, CHEECHOO)
5. :23	12/31/05	@ STL	MAYERS (WIDEMAN)
6. :24	1/24/03	VS. NJ	FRIESE (RAFALSKI, STEVENS)
7. :29	1/14/94	VS. HFD	ZALAPSKI (STORM, CASSELLS)
8. :31	2/18/95	@ SJ	WHITNEY (FALLOON, FRIESE)
:31	10/30/06	@ STL	BACMAN (CAJANEK, TKACHUK)
:31	3/7/07	VS. PHX	DOAN (SJOOSTROM)

# DUCKS HISTORY

## ALL-TIME INDIVIDUAL TOP SCORING MONTHS

### POINTS

Player	Month, Year	GP	Goals	Assists	Points	+/-
Teemu Selanne	February, 1999	13	12	13	25	+5
Teemu Selanne	March, 2006	16	8	16	24	+9
Teemu Selanne	November, 2006	15	10	13	23	+7
Teemu Selanne	January, 1999	14	8	15	23	+7
Paul Kariya	January, 1997	13	9	13	22	+13
Teemu Selanne	January, 1997	13	9	12	21	+12
Teemu Selanne	December, 2006	14	12	7	19	+10
Chris Pronger	November, 2006	15	3	16	19	+13
Paul Kariya	January, 2000	13	13	6	19	+1
Paul Kariya	January, 1999	14	6	13	19	+5
Paul Kariya	December, 1996	12	5	14	19	+4

### GOALS

Player	Month, Year	GP	Goals	Player	Month, Year	GP	Assists
Paul Kariya	January, 2000	13	13	Chris Pronger	November, 2006	15	16
Teemu Selanne	November, 1997	15	13	Teemu Selanne	March, 2006	16	16
Teemu Selanne	December, 2006	14	12	Paul Kariya	March, 2003	14	15
Paul Kariya	March, 2001	13	12	Teemu Selanne	January, 1999	14	15
Teemu Selanne	February, 1999	13	12	Paul Kariya	December, 1996	12	14
				Andy McDonald	January, 2006	13	14

## YOUNGEST DUCKS TO APPEAR IN A GAME

Player	Born	First Game as a Duck	Age
Oleg Tverdovsky	5/8/76	1/21/95 @ Winnipeg	18 years, 8 months, 13 days
Stanislav Chistov	4/17/83	10/10/03 @ St. Louis	19 years, 5 months, 23 days
Vitaly Vishnevski	3/18/80	1/19/00 vs. Dallas	19 years, 10 months, 1 day
Chad Kilger	11/27/76	10/9/95 @ Winnipeg	19 years, 10 months, 12 days
Joffrey Lupul	9/23/83	10/8/03 @ Dallas	20 years, 15 days
Maxim Bets	1/31/74	4/8/94 @ Edmonton	20 years, 2 months, 8 days
Paul Kariya	10/16/74	1/20/95 @ Edmonton	20 years, 3 months, 4 days

## OLDEST DUCKS TO APPEAR IN A GAME

Player	Born	Last Ducks Appearance	Age
Adam Oates	8/27/62	6/9/03 @ New Jersey, Game 7 SCF	40 years, 9 months, 12 days
Steve Thomas	7/15/63	6/9/03 @ New Jersey, Game 7 SCF	39 years, 10 months, 24 days
Mathieu Schneider	12/16/69	4/20/08 @ Dallas, Game 6 WCQF	38 years, 9 months, 28 days
Teemu Selanne	7/3/70	4/20/08 @ Dallas, Game 6 WCQF	37 years, 10 months, 17 days
Doug Weight	1/21/71	4/20/08 @ Dallas, Game 6 WCQF	37 years, 2 months, 29 days
Fredrik Olausson	10/5/66	5/5/03 vs. Dallas, Game 6 WCQF	37 years, 7 months
Jari Kurri	5/18/60	4/11/97 @ San Jose	36 years, 10 months, 24 days
Sean O'Donnell	10/13/71	4/20/08 @ Dallas, Game 6 WCQF	36 years, 6 months, 7 days
Brad May	11/29/71	4/20/08 @ Dallas, Game 6 WCQF	36 years, 5 months, 23 days
German Titov	10/16/65	4/14/02 @ Los Angeles	36 years, 5 months, 19 days
Keith Carney	2/3/70	3/7/06 vs. San Jose	36 years, 1 month, 4 days

## ATTENDANCE

The Ducks sold out all 40 home games at Honda Center in 2007-08...it was just the second time a local NHL team (Southern California market) has sold out a full (non-lockout) regular season...the 1991-92 Los Angeles Kings were the only other such team to do so at the 16,005-seat Forum...the Ducks set franchise attendance records for sellouts (40), average attendance (17,195) and percent capacity (100.12%)...the Ducks entered the 2008-09 season having recorded 77 consecutive sellouts at Honda Center, extending franchise records for sellouts both overall and in the regular season (62 regular season, 15 playoff)...the Ducks broke the team record for consecutive regular season sellouts on Feb. 22, 2008 against the St. Louis Blues, when they surpassed the previous record of 51 straight regular season sellouts set from Dec. 22, 1993-Oct. 20, 1995...the Ducks have increased their average attendance five consecutive years (see chart below)...during the 2001-02 season, the club averaged 12,002 fans per game, steadily rising to 13,988 (2002-03), 14,988 (2003-04), 15,131 (2005-06), 16,377 (2006-07) and 17,195 (2007-08)...since owners Henry and Susan Samueli purchased the club in the summer of 2005, average attendance has climbed by 2,205 fans per game, from 14,988 in 2003-04 (final season before sale) to 17,195 in 2007-08 (14.7% increase).

Season	Home Games			Road Games			
	Games	Total Attendance (Avg.)	Percent	Sellouts	Games	Total Attendance (Avg.)	Sellouts
1993-94 <sup>A</sup>	41	696,560 (16,989)	98.9%	27	41	660,377 (16,107)	25
1994-95*	24	412,176 (17,174)	100.0%	24	24	381,073 (15,878)	13
1995-96	41	703,347 (17,155)	99.9%	38	41	640,545 (15,623)	17
1996-97	41	695,867 (16,972)	98.8%	28	41	685,829 (16,728)	27
1997-98+	40	682,735 (17,068)	99.4%	25	40	671,251 (16,781)	24
1998-99	41	647,973 (15,804)	92.0%	8	41	666,278 (16,251)	22
1999-00	41	592,874 (14,460)	84.2%	9	41	684,337 (16,691)	24
2000-01	41	553,990 (13,512)	78.7%	3	41	682,857 (16,655)	21
2001-02	41	492,089 (12,002)	69.9%	3	41	698,804 (17,044)	21
2002-03	41	573,524 (13,988)	81.5%	7	41	681,221 (16,615)	18
2003-04	41	614,504 (14,988)	87.3%	11	41	683,214 (16,664)	17
2005-06	41	620,380 (15,131)	88.1%	12	41	708,042 (17,269)	22
2006-07	41	671,916 (16,377)	95.4%	25	41	688,019 (16,781)	20
2007-08S	40	687,813 (17,195)	100.0%	40	40	686,639 (17,166)	22
<b>Totals</b>	<b>555</b>	<b>8,645,748 (15,578)</b>	<b>90.7%</b>	<b>260</b>	<b>555</b>	<b>9,218,486 (16,610)</b>	<b>271</b>

<sup>A</sup> 1993-94 schedule included two neutral site games (1 home, 1 away--not included in totals)

\* 1994-95 season shortened to 48 games due to work stoppage

+ 1997-98 schedule included two games in Japan (1 home, 1 away--not included in totals)

S 2007-08 schedule included two games in London, England (1 home, 1 away--not included in totals)

# DUCKS SEASON TOTALS

## DUCKS YEAR-BY-YEAR FINISH

SEASON	RECORD	PCTG.	GF	GA	STANDINGS	POWER PLAY	PENALTY KILL	GAA	HOME	ROAD	OT
1993-94	33-46-5, 71 PTS.	.423	229	251	4TH PAC./9TH WEST	54-376 (.144)	67-388 (.827)	2.97	14-26-2	19-20-3	2-5-5
1994-95	16-27-5, 37 PTS.	.385	125	164	6TH PAC./12TH WEST	23-202 (.114)	47-193 (.756)	3.38	11-9-4	5-18-1	2-0-5
1995-96	35-39-8, 78 PTS.	.476	234	247	4TH PAC./7-8TH WEST	60-426 (.141)	81-423 (.809)	2.97	22-15-4	13-24-4	6-2-8
1996-97	36-33-13, 85 PTS.	.518	245	233	2ND PAC./4TH WEST	56-333 (.168)	62-336 (.815)	2.80	23-12-6	13-21-7	3-0-13
1997-98	26-43-13, 65 PTS.	.396	205	261	6TH PAC./12TH WEST	46-392 (.117)	72-396 (.818)	3.13	12-23-6	14-20-7	3-4-13
1998-99	35-34-13, 83 PTS.	.506	215	206	3RD PAC./6TH WEST	83-378 (.220)	60-387 (.845)	2.48	21-14-6	14-20-7	1-3-13
1999-00	34-33-12-3, 83 PTS.	.506	217	227	5TH PAC./9TH WEST	55-332 (.166)	62-296 (.791)	2.73	19-13-7-2	15-20-5-1	3-3-12
2000-01	25-41-11-5, 66 PTS.	.402	188	245	5TH PAC./15TH WEST	66-373 (.177)	71-390 (.818)	2.94	15-20-4-2	10-21-7-3	4-5-11
2001-02	29-42-8-3, 69 PTS.	.421	175	198	5TH PAC./13TH WEST	43-373 (.115)	46-330 (.861)	2.39	15-19-5-2	14-23-3-1	3-3-8
2002-03	40-27-9-6, 95 PTS.	.579	203	193	2ND PAC./7TH WEST	56-348 (.161)	43-373 (.885)	2.35	22-10-7-2	18-17-2-4	5-6-9
2003-04	29-35-10-8, 76 PTS.	.463	184	213	4TH PAC./12TH WEST	56-310 (.181)	54-353 (.847)	2.60	19-11-7-4	10-24-3-4	4-8-10
2005-06	43-27-12, 98 PTS.	.598	251*	222*	3RD PAC./6TH WEST	87-480 (.181)	84-510 (.835)	2.67	26-10-5	17-17-7	6-5-7
2006-07	48-20-14, 110 PTS.	.689	254*	198*	1ST PAC./2ND WEST	89-398 (.224)	61-410 (.851)	2.37	26-6-9	22-14-5	9-4-10
2007-08	47-27-8, 102 PTS.	.622	197*	184*	2ND PAC./4TH WEST	60-361 (.166)	69-408 (.831)	2.24	28-9-4	19-18-4	12-1-7
<b>TOTALS</b>	<b>476-474-166, 1118 PTS.</b>	<b>.501</b>	<b>2,922</b>	<b>3,042</b>		<b>834-5082 (.164)</b>	<b>879-5,193 (.831)</b>	<b>2.69</b>	<b>273-197-88</b>	<b>203-277-78</b>	<b>63-49-131</b>

\*DOES NOT INCLUDE "TEAM" GOALS AWARDED FOR SHOOTOUT WINS

## ALL-TIME DUCKS RECORD BY MONTH

SEASON	OCTOBER	NOVEMBER	DECEMBER	JANUARY	FEBRUARY	MARCH	APRIL	MAY
1993-94	2-8-2	6-7-0	6-8-0	6-6-2	4-6-1	6-8-0	3-3-0	-----
1994-95	-----	-----	-----	3-3-0	2-8-1	4-8-3	6-7-1	1-1-0
1995-96	3-8-0	8-5-1	3-9-3	4-5-1	5-8-0	7-3-2	5-1-1	-----
1996-97	1-9-2	6-5-2	6-5-1	7-5-1	6-6-1	7-3-4	3-0-2	-----
1997-98	5-4-4	6-8-1	2-8-2	4-7-2	3-2-0	4-9-2	2-5-2	-----
1998-99	3-3-3	5-7-1	5-3-4	4-9-1	10-3-0	6-4-2	2-5-2	-----
1999-00	6-5-1-1	6-5-1-0	6-6-2-0	4-7-2-0	5-3-4-0	5-5-2-1	2-2-0-1	-----
2000-01	6-4-1-2	2-8-3-1	5-7-1-1	2-10-1-0	3-5-2-1	6-5-2-0	1-2-1-0	-----
2001-02	4-7-1-0	3-9-2-0	6-5-2-3	6-8-1-0	2-3-0-0	6-7-1-0	2-3-1-0	-----
2002-03	3-5-3-0	5-2-3-3	7-7-0-0	7-4-1-1	8-5-1-0	9-3-1-1	1-1-0-1	-----
2003-04	4-5-1-1	4-2-3-4	5-8-0-0	3-7-4-1	7-4-1-2	5-9-1-0	1-0-0-0	-----
2005-06	6-5-1	5-6-3	6-4-2	7-2-4	3-2-1	11-4-1	5-4-0	-----
2006-07	9-0-3	10-2-3	9-5-0	4-5-2	5-5-2	10-3-2	1-0-2	-----
2007-08	4-7-2	8-4-2	7-6-1	8-4-1	10-2-1	8-4-1	2-0-0	-----
<b>TOTALS</b>	<b>56-70-28</b>	<b>74-72-33</b>	<b>73-81-22</b>	<b>69-82-25</b>	<b>73-62-18</b>	<b>94-75-26</b>	<b>36-33-14</b>	<b>1-1-0</b>

## ALL-TIME RECORDS AT THE ALL-STAR BREAK AND AT THE HALFWAY POINT

SEASON	DATE OF ALL-STAR GAME (HOST TEAM)	RECORD		RECORD		FIRST HALF		SECOND HALF		OVERALL RECORD
		BEFORE	AFTER	BEFORE	AFTER	OF SEASON	OF SEASON	OF SEASON	OF SEASON	
1993-94	JAN. 22 (NYR)	18-27-4	15-19-1	16-24-2	17-22-3	33-46-5				
1993-94	JAN. 22 (NYR)	18-27-4	15-19-1	16-24-2	17-22-3	33-46-5				
1994-95	NONE	-----	-----	7-15-2	9-12-3	16-27-5				
1995-96	JAN. 20 (BOS)	16-26-5	19-13-3	15-22-4	20-17-4	35-39-8				
1996-97	JAN. 18 (SJ)	17-22-5	19-11-8	15-21-5	21-12-8	36-33-13				
1997-98	JAN. 18 (VAN)	15-25-8	11-18-5	13-21-7	13-22-6	26-43-13				
1998-99	JAN. 24 (TB)	17-19-9	18-15-4	16-17-8	19-17-5	35-34-13				
1999-00	FEB. 6 (TOR)	22-23-8-1	12-10-4-2	18-17-5-1	16-16-7-2	34-33-12-3				
2000-01	FEB. 4 (COL)	16-29-6-4	9-12-5-1	13-19-5-4	12-22-6-1	25-41-11-5				
2001-02	FEB. 2 (LA)	19-29-6-3	10-13-2-0	13-20-5-3	16-22-3-0	29-42-8-3				
2002-03	FEB. 2 (FLA)	22-18-7-4	18-9-2-2	15-16-7-3	25-11-2-3	40-27-9-6				
2003-04	FEB. 8 (MIN)	17-23-8-7	12-12-2-1	13-17-6-5	16-18-4-3	29-35-10-8				
2005-06	NONE	-----	-----	18-16-7	25-11-5	43-27-12				
2006-07	JAN. 24 (DAL)	30-12-8	18-8-6	28-7-6	20-13-8	48-20-14				
2007-08	JAN. 27 (ATL)	27-20-6	20-7-2	19-17-5	28-10-3	47-27-8				
<b>TOTALS</b>		<b>236-273-99</b>	<b>181-147-50</b>	<b>219-249-90</b>	<b>257-225-76</b>	<b>476-474-166</b>				

# DUCKS SEASON TOTALS

## ALL-TIME DUCKS RECORD BY DAY OF THE WEEK

SEASON	SUNDAY	MONDAY	TUESDAY	WEDNESDAY	THURSDAY	FRIDAY	SATURDAY
1993-94	6-11-1	2-4-0	3-3-1	9-11-1	1-6-1	7-7-1	5-4-0
1994-95	3-6-1	3-1-0	0-5-1	4-4-0	3-2-1	1-7-2	2-2-0
1995-96	11-5-3	1-6-0	2-3-1	10-10-1	0-4-1	9-8-1	2-3-1
1996-97	6-5-4	4-3-1	0-3-1	11-9-3	0-3-1	12-5-2	3-5-1
1997-98	4-8-3	1-5-1	1-3-2	6-15-1	2-2-2	5-6-2	7-4-2
1998-99	7-4-1	4-3-1	1-1-1	9-10-3	2-3-1	8-9-3	4-4-3
1999-00	8-2-0-1	4-5-0-0	5-2-1-0	5-11-4-1	0-2-2-0	9-4-4-0	3-7-1-1
2000-01	8-8-2-0	2-2-0-1	2-2-0-0	5-14-3-1	1-2-1-1	5-8-4-2	2-5-1-0
2001-02	6-8-0-1	2-3-1-0	2-3-0-0	8-10-3-2	1-4-1-0	6-9-2-0	4-5-1-0
2002-03	12-4-3-0	1-1-1-1	3-3-1-2	12-5-1-0	6-3-1-1	4-7-2-2	2-4-0-0
2003-04	6-8-3-1	2-3-2-1	4-2-0-2	10-3-5-1	0-3-0-0	5-9-0-2	2-7-0-1
2005-06	9-3-2	5-2-3	4-5-0	6-10-0	2-3-1	8-2-4	9-2-2
2006-07	9-3-2	5-1-0	5-3-2	8-2-5	5-2-1	9-5-3	7-4-1
2007-08	9-4-2	4-1-0	5-2-1	10-5-2	6-3-0	7-6-2	6-6-1
<b>TOTALS</b>	<b>104-79-30</b>	<b>40-40-13</b>	<b>37-40-16</b>	<b>113-119-37</b>	<b>29-42-16</b>	<b>95-92-38</b>	<b>58-62-16</b>

## ALL-TIME DUCKS RECORD BY DIVISION/CONFERENCE

SEASON	PACIFIC	CENTRAL	NORTHWEST	WEST	NORTHEAST	ATLANTIC	SOUTHEAST	EAST	OVERALL
1993-94	11-18-1	12-12-2	-----	23-30-3	4-8-2	6-8-0	-----	10-16-2	33-46-5
1994-95	11-10-3	5-17-2	-----	16-27-5	-----	-----	-----	-----	16-27-5
1995-96	15-16-1	7-14-3	-----	22-30-4	8-4-0	5-5-4	-----	13-9-4	35-39-8
1996-97	13-12-7	11-10-3	-----	24-22-10	5-5-2	7-6-1	-----	12-11-3	36-33-13
1997-98	11-17-4	5-15-4	-----	16-32-8	3-8-1	7-3-4	-----	10-11-5	26-43-13
1998-99	12-7-5	7-8-1	6-9-2	25-24-8	2-4-2	4-3-3	4-3-0	10-10-5	35-34-13
1999-00	11-9-3-1	10-5-2-0	5-8-3-0	26-22-8-1	2-6-1-0	2-3-2-1	4-2-1-1	8-11-4-2	34-33-12-3
2000-01	5-10-2-3	4-13-2-1	6-9-5-0	15-32-9-4	1-3-1-1	5-3-0-0	4-3-1-0	10-9-2-1	25-41-11-5
2001-02	8-9-2-1	7-11-2-0	6-9-3-2	21-29-7-3	0-5-1-0	5-2-0-0	3-6-0-0	8-13-1-0	29-42-8-3
2002-03	8-9-3-0	15-3-0-2	8-7-3-2	31-19-6-4	3-3-1-0	1-3-1-2	5-2-1-0	9-8-3-2	40-27-9-6
2003-04	8-10-4-2	6-7-4-3	8-9-1-2	22-26-9-7	1-4-0-1	2-3-1-0	4-2-0-0	7-9-1-1	29-35-10-8
2005-06	18-9-5	13-5-2	7-11-2	38-25-9	2-1-2	-----	3-1-1	5-2-3	43-27-12
2006-07	19-8-5	12-5-3	11-5-4	42-18-12	-----	2-1-2	4-1-0	6-2-2	48-20-14
2007-08	17-10-5	13-5-2	9-10-1	38-25-8	5-0-0	3-2-0	-----	8-2-0	47-27-8
<b>TOTALS</b>	<b>167-154-57</b>	<b>127-130-38</b>	<b>66-77-30</b>	<b>359-361-125</b>	<b>36-51-15</b>	<b>49-42-21</b>	<b>31-20-5</b>	<b>116-113-41</b>	<b>476-474-166</b>

\*THE NHL EXPANDED TO SIX DIVISIONS FROM FOUR IN 1998-99

## ALL-TIME DUCKS RECORD VS. GOALS SCORED & ALLOWED

Season	WHEN SCORING					WHEN ALLOWING						
	0 goals	1 goal	2 goals	3 goals	4 goals	5+ goals	0 goals	1 goal	2 goals	3 goals	4 goals	5+ goals
1993-94	0-9-0	1-6-1	3-19-2	10-9-1	6-3-1	13-0-0	3-0-0	10-2-1	11-3-2	7-13-1	1-15-1	1-13-0
1994-95	0-6-0	0-7-0	1-8-2	5-4-2	3-1-1	7-1-0	2-0-0	5-0-0	3-4-2	4-5-2	2-4-1	0-14-0
1995-96	0-2-0	1-14-0	6-13-6	7-7-1	8-3-1	13-0-0	4-0-0	10-0-0	13-3-6	6-11-1	2-9-1	0-16-0
1996-97	0-1-0	1-11-3	4-9-4	9-10-2	11-1-1	11-1-3	6-0-0	11-0-3	12-2-4	5-8-2	2-12-1	0-11-3
1997-98	0-11-0	0-6-1	4-17-3	6-8-8	9-1-0	7-0-1	4-0-0	6-0-1	8-4-3	6-12-8	2-10-0	0-17-1
1998-99	0-5-0	3-14-0	3-11-8	10-4-2	6-0-3	13-0-0	7-0-0	17-4-0	3-3-7	5-10-3	3-9-3	0-8-0
1999-00	0-5-0-0	2-12-2-0	5-10-3-1	9-5-3-2	10-1-3-0	8-0-1-0	5-0-0-0	13-0-2-0	10-8-3-0	5-5-3-1	0-10-3-2	1-10-1-0
2000-01	0-9-0-0	3-9-2-1	3-19-5-3	5-3-3-0	8-1-1-1	6-0-0-0	6-0-0-0	6-2-2-0	7-1-5-1	4-13-3-3	2-12-1-0	0-13-0-1
2001-02	0-4-0-1	1-19-3-0	8-16-4-2	7-3-1-0	7-0-0-0	6-0-0-0	5-0-0-0	14-2-3-1	8-8-4-0	1-15-1-2	1-10-0-0	0-7-0-0
2002-03	0-6-0-0	2-11-1-2	7-6-7-3	13-3-0-1	11-1-1-0	7-0-0-0	9-0-0-0	11-2-1-0	12-5-7-2	7-3-0-3	0-13-1-1	1-4-0-0
2003-04	0-5-0-0	1-18-4-3	7-11-3-1	7-0-2-4	8-1-1-0	6-0-0-0	5-0-0-0	10-1-4-0	7-10-3-3	6-10-2-1	0-5-1-4	1-9-0-0
2005-06	0-3-1	1-9-1	6-9-5	4-5-4	13-1-0	19-0-1	3-0-0	11-1-1	12-3-1	11-11-5	6-7-4	0-5-1
2006-07	0-6-0	0-4-1	7-5-5	12-4-5	13-1-3	16-0-0	5-0-0	15-2-0	16-4-2	7-5-5	4-6-4	1-3-3
2007-08	0-9-1	0-10-1	15-6-4	11-1-1	12-1-0	9-0-1	3-0-0	23-2-1	13-5-1	8-6-4	0-7-1	0-7-1
<b>Totals</b>	<b>0-81-3</b>	<b>16-150-26</b>	<b>79-159-71</b>	<b>115-66-42</b>	<b>125-16-17</b>	<b>141-2-7</b>	<b>67-0-0</b>	<b>162-18-20</b>	<b>135-63-56</b>	<b>82-127-50</b>	<b>25-129-29</b>	<b>5-137-11</b>

# GAME MARGINS AND STREAKS

## ALL-TIME GAMES WITH LARGEST MARGINS

### BIGGEST WINS

Date	Margin of Victory	Opponent	Score	Goaltenders (Ducks/Opp.)	Notes
12/20/96	7 goals	vs. Calgary	7-0	Hebert/Kidd	Ducks score 3 shorthanded; P. Kariya - 2-3=5
11/9/06	6 goals	@ Vancouver	6-0	Giguere/Luongo, Sabourin	Getzlaf scores 2 goals; Giguere shutout
1/29/00	6 goals	@ Pittsburgh	7-1	Hebert/Aubin, Skudra	Ties largest win ever on road; first win @ PIT
10/19/99	6 goals	@ Washington	7-1	Hebert/Kolzig, Billington	Cullen-Kariya-Selanne line 10 pts.
1/9/08	5 goals	vs. Toronto	5-0	Giguere/Toskala	Giguere shutout; Perry, Bertuzzi 3 pts. each
12/8/06	5 goals	@ Washington	6-1	Giguere/Kolzig	Marchant scores 1-2=3 pts. with a +3
11/21/06	5 goals	vs. San Jose	5-0	Giguere/Nabokov	Selanne scores 2 goals; Giguere shutout
11/30/05	5 goals	vs. Phoenix	6-1	Bryzgalov/LeNeveu	Penner scores first 2 NHL goals
3/24/03	5 goals	vs. Columbus	5-0	Giguere/Denis, Labbe	Giguere shutout; Niedermayer two goals
12/15/02	5 goals	vs. Pittsburgh	5-0	Giguere/Aubin	Giguere records third straight shutout
1/25/02	5 goals	@ Dallas	6-1	Giguere/Belfour/Turco	Cullen two goals; Tverdovsky three assists
11/4/01	5 goals	vs. Atlanta	5-0	Giguere/Hnilicka	D. Bylsma two goals; Giguere shutout
1/1/99	5 goals	@ Buffalo	7-2	Hebert/Hasek	T. Selanne scores 3-2=5 pts. with a +4
12/16/98	5 goals	vs. Nashville	6-1	Hebert/Vokoun	T. Selanne & T. Green score 2 goals each
1/21/98	5 goals	vs. Florida	8-3	Hebert/Vanbiesbrouck, Weekes	P. Kariya scores 3-2=5 pts. with a +5
11/5/95	5 goals	vs. New Jersey	6-1	Hebert/Brodeur, Terrieri	Ducks score 6-straight after early 1-0 deficit
10/29/95	5 goals	vs. Calgary	7-2	Hebert/Kidd, Tabaracci	Ducks score club-record 5 goals in the 1st
5/3/95	5 goals	vs. Toronto	6-1	Shtalenkov/Rhodes	Ducks' rookies combined for 3-8=11 pts
3/15/95	5 goals	@ Calgary	5-0	Hebert/Trefilov, Kidd	P. Kariya & S. Rucchin score 2 goals each

### BIGGEST LOSSES

Date	Margin of Defeat	Opponent	Score	Goaltenders (Ducks/Opp.)	Notes
3/21/01	8 goals	@ Dallas	8-0	Giguere, Naumenko/Belfour	Brett Hull scores four goals
3/24/00	7 goals	@ Vancouver	8-1	Hebert, Roussel/Potvin	Peter Schaefer - 2-2=4 points
2/1/95	7 goals	@ Dallas	9-2	Shtalenkov, Hebert/Moog	Mike Modano - 2-4=6 points
11/21/01	6 goals	@ Florida	6-0	Giguere/Luongo	Panthers net four in 2nd
12/22/99	6 goals	vs. Phoenix	8-2	Hebert, Roussel/Essensa	Phoenix scores five goals in 3rd
3/31/99	6 goals	@ New Jersey	7-1	Hebert, Roussel/Brodeur	Vadim Sharifjanov scores 2 goals
12/27/95	6 goals	@ Los Angeles	7-1	Shtalenkov, Hebert/Hrudey	Kings - 7 players with multiple-pt. games
3/6/94	6 goals	@ San Jose	6-0	Hebert, Shtalenkov/Irbe	Sharks - 3 players with 3 points each





# GAME MARGINS AND STREAKS

## ALL-TIME RECORD STREAKS

### WINNING STREAKS

#### Longest Winning Streaks

7 Games (Feb. 20-Mar. 7, 1999)  
6 Games (Feb. 17-Mar. 3, 2008)  
6 Games (Jan. 7-Jan. 18, 2008)  
6 Games (Mar. 17-Mar. 25, 2006)  
6 Games (Jan. 23-Feb. 6, 2002)  
6 Games (Mar. 8-Mar. 22, 1996)  
5 Games (Feb. 5-Feb. 12, 2008)  
5 Games (Mar. 2-Mar. 11, 2007)  
5 Games (Dec. 6-Dec. 13, 2006)  
5 Games (Nov. 24-Dec. 2, 2006)  
5 Games (Dec. 6-Dec. 18, 2002)  
5 Games (Mar. 4-Mar. 13, 2001)

### LOSING STREAKS

#### Longest Losing Streaks

8 games (Nov. 3-Nov. 20, 2005)  
8 games (Oct. 12-30, 1996)  
7 games (Mar. 1-13, 1998)  
6 games (Jan. 20-Feb. 2, 2008)  
6 games (Nov. 14-24, 2001)  
6 games (Jan. 19-31, 2001)  
6 games (Oct. 20-31, 1993)

### UNBEATEN STREAKS

#### Longest Unbeaten Streaks

12 games (Feb. 22-Mar. 19, 1997; 7-0-5)  
8 games (Feb. 20-Mar. 10, 1999; 7-0-1)  
7 games (Mar. 28-Apr. 11, 1997; 5-0-2)  
7 games (Mar. 8-24, 1996; 6-0-1)  
6 games (Feb. 17-Mar. 3, 2008; 6-0-0)  
6 games (Jan. 7-Jan. 18, 2008; 6-0-0)  
6 games (Jan. 23-Feb. 6, 2002; 6-0-0)  
6 games (Dec. 6-18, 1998; 4-0-2)  
6 games (Oct. 15-31, 1998; 3-0-3)

### WINLESS STREAKS

#### Longest Winless Streaks

9 games (Nov. 7-Nov. 24, 2001; 0-7-2-0)  
9 games (Oct. 10-30, 1996; 0-8-1)  
9 games (Nov. 21-Dec. 10, 1995; 0-6-3)  
8 games (Jan. 2, 2004-Jan. 15, 2004; 0-5-3-0)  
8 games (Dec. 27-Jan. 12, 2002; 0-6-2-0)  
8 games (Oct. 30-Nov. 15, 2000; 0-6-2-0)  
7 games (Dec. 26, 2002-Jan. 8, 2003; 0-6-1-0)  
7 games (Dec. 27-Jan. 12, 2000; 0-6-1-0)  
7 games (Mar. 1-13, 1998; 0-7-0)

### SEASON-BY-SEASON STREAKS

#### Longest Winning Streak

1993-94 4 games (11/19-11/24)  
1994-95 2 games (two times)  
1995-96 6 games (3/8-3/22)  
1996-97 3 games (two times)  
1997-98 3 games (two times)  
1998-99 7 games (2/20-3/7)  
1999-00 4 games (12/12-12/19)  
2000-01 5 games (3/4-3/13)  
2001-02 6 games (1/23-2/6)  
2002-03 5 games (12/6-12/18)  
2003-04 3 games (three times)

2005-06 6 games (3/17-3/25)  
2006-07 5 games (three times)  
2007-08 6 games (two times)

#### Longest Home Winning Streaks

10 Games (Feb. 17-Mar. 26, 2008)  
7 Games (Dec. 19-Jan. 15, 2008)  
7 Games (Mar. 7-Apr. 4, 2006)  
6 Games (Feb. 25-Mar. 11, 2007)  
6 Games (Dec. 1-Dec. 12, 2002)  
5 Games (Jan. 30-Feb. 18, 2004)  
5 Games (Mar. 4-Apr. 1, 2001)  
5 Games (Mar. 8-Apr. 3, 1996)  
5 Games (Oct. 22-Nov. 5, 1995)

#### Longest Home Losing Streaks

8 games (Jan. 10-Feb. 9, 2001)  
6 games (Nov. 4-Nov. 20, 2005)  
6 games (Feb. 7-Mar. 11, 1998)  
5 games (Oct. 16-30, 1996)  
4 games (Dec. 17-22, 1995)  
4 games (Dec. 22, 1993-Jan. 12, 1994)

#### Longest Home Unbeaten Streaks

14 games (Feb. 12-Apr. 9, 1997; 10-0-4)  
10 games (Feb. 17-Mar. 26, 2008; 10-0-0)  
9 games (Nov. 24-Dec. 22, 2002; 6-0-3-0)  
9 games (Mar. 8-Apr. 14, 1996; 8-0-1)  
7 games (Dec. 19-Jan. 15, 2008; 7-0-0)  
6 games (Feb. 25-Mar. 11, 2007; 6-0-0)  
6 games (Feb. 26-Mar. 17, 1999; 4-0-2)  
6 games (Nov. 22-Dec. 18, 1998; 4-0-2)

#### Longest Home Winless Streaks

11 games (Jan. 5-Feb. 14, 2001; 0-8-3-0)  
7 games (Dec. 21-Jan. 21, 2003; 0-3-4-0)  
6 games (Nov. 7-Nov. 30, 2001; 0-4-2-0)  
6 games (Nov. 22-Dec. 10, 1999; 0-4-2)  
6 games (Feb. 7-Mar. 11, 1998; 0-6-0)  
5 games (Nov. 10-19, 1997; 0-4-1)  
5 games (Oct. 16-30, 1996; 0-5-0)

#### Longest Losing Streak

6 games (10/20-10/31)  
3 games (five times)  
5 games (12/17-12/27)  
8 games (10/12-10/30)  
7 games (3/1-3/13)  
3 games (four times)  
4 games (12/27-1/5)  
6 games (1/19-1/31)  
6 games (11/14-11/24)  
5 games (12/16-1/3)  
4 games (three times)

8 games (11/3-11/20)  
4 games (two times)  
6 games (1/20-2/2)

#### Longest Road Winning Streaks

7 Games (Nov. 28-Dec. 13, 2006)  
5 Games (Feb. 5-Feb. 12, 2008)  
5 Games (Nov. 26-Dec. 26, 2000)  
4 Games (Dec. 10-Dec. 27, 2007)  
4 Games (Mar. 17-Mar. 25, 2006)  
4 Games (Feb. 5-Feb. 15, 1999)  
4 Games (Nov. 19-Nov. 24, 1993)

#### Longest Road Losing Streaks

7 games (Oct. 8-Nov. 12, 2005)  
6 games (Sept. 29-Oct. 23, 2007)  
6 games (Dec. 2-Dec. 27, 2003)  
6 games (Mar. 26-Apr. 21, 1995)  
6 games (Feb. 23-Mar. 11, 1995)  
6 games (Oct. 20-Nov. 14, 1993)

#### Longest Road Unbeaten Streaks

7 games (Nov. 28-Dec. 13, 2006; 7-0-0)  
5 games (Feb. 5-Feb. 12, 2008; 5-0-0)  
5 games (Jan. 29-Feb. 8, 2000; 3-0-2-0)  
5 games (Nov. 26-Dec. 26, 1999; 5-0-0)  
5 games (Mar. 19-26, 1998; 3-0-2)  
5 games (Oct. 21-30, 1997; 3-0-2)  
5 games (Jan. 2-19, 1994; 3-0-2)

#### Longest Road Winless Streaks

13 games (Nov. 1-Dec. 27, 2003; 0-8-2-3)  
10 games (Mar. 26-Oct. 11, 1995; 0-9-1)  
8 games (Dec. 27, 2001-Jan. 19, 2002; 0-6-2-0)  
8 games (Nov. 29, 1997-Jan. 1, 1998; 0-6-2)  
7 games (Dec. 22-Jan. 15, 2001; 0-5-1-1)  
7 games (Dec. 27-Jan. 22, 2000; 0-6-1-0)  
7 games (Nov. 22-Dec. 27, 1995; 0-5-2)

#### Longest Winless Streak

6 games (10/20-10/31; 0-6-0)  
5 games (3/3-3/11; 0-4-1)  
9 games (11/22-12/10; 0-6-3)  
9 games (10/10-10/30; 0-8-1)  
7 games (3/1-3/13; 0-7-0)  
5 games (three times)  
7 games (12/17-1/12; 0-6-1-0)  
8 games (10/30-11/15; 0-6-2-0)  
9 games (11/7-11/24; 0-7-2-0)  
7 games (12/26-1/8; 0-6-1-0)  
8 games (1/2-1/15; 0-5-3-0)

#### Longest Unbeaten Streak

4 games (twice; 2-0-2, 4-0-0)  
2 games (five times)  
7 games (3/8-3/24; 6-0-1)  
12 games (2/22-3/19; 7-0-5)  
5 games (3/19-3/26; 3-0-2)  
8 games (2/20-3/10; 7-0-1)  
5 games (1/29-2/8; 3-0-2-0)  
5 games (3/13-3/24; 5-0-0-0)  
6 games (1/23-3/6; 6-0-0-0)  
5 games (12/6-12/18; 5-0-0-0)  
3 games (three times)

#### Longest Point Streak

6 games (twice)  
16 games (10/6-11/9; 12-0-1-3)  
9 games (1/2-1/18; 8-0-0-1)

# ALL-TIME OVERTIME RECORDS

## REGULAR SEASON

SEASON	OT GAMES	HOME	ROAD	TOTAL
1993-94	12	1-5-2	1-0-3	2-5-5
1994-95	7	2-0-4	0-0-1	2-0-5
1995-96	16	3-2-4	3-0-4	6-2-8
1996-97	16	0-0-6	3-0-7	3-0-13
1997-98	20	2-1-6	1-3-7	3-4-13
1998-99	17	1-2-6	0-1-7	1-3-13
1999-00	18	3-2-7	0-1-5	3-3-12
2000-01	20	3-2-4	1-3-7	4-5-11
2001-02	14	1-2-5	2-1-3	3-3-8
2002-03	21	3-2-7	3-4-2	6-6-9
2003-04	22	3-4-7	1-4-3	4-8-10
2005-06	18	4-2-3	2-3-4	6-5-7
2006-07	23	3-2-7	6-2-3	9-4-10
2007-08	20	10-1-3	2-0-4	12-1-7
<b>TOTALS</b>	<b>244</b>	<b>39-27-71</b>	<b>25-22-60</b>	<b>64-49-131</b>

\*Beginning with the 2005-2006 season, the third number in the OT column is shootout losses

## OVERTIME SUMMARY BY OPPONENT

OPPONENT	DATE	SITE	RESULT	GW/GT GOAL (time of goal)
<b>Boston (1-3-2)</b>	10/15/93	Anaheim	1-1 tie	Joe Juneau (8:42 of 3rd)
	2/21/96	Anaheim	4-3 win	Alex Hicks (1:35 of OT)
	10/11/00	Anaheim	3-2 loss	Joe Thornton (2:03 of OT)
	10/17/00	Anaheim	2-2 tie	Martin Lapointe (17:24 of 2nd)
<b>Buffalo (1-2-3)</b>	10/19/03	Anaheim	4-3 loss	Sergei Samsonov (4:08 of OT)
	1/16/06	Boston	4-3 loss	Patrice Bergeron (1:55 of OT)
	3/8/96	Anaheim	3-2 win	Paul Kariya (2:03 of OT)
	12/6/96	Buffalo	1-1 tie	Derek Plante (17:53 of 1st)
	1/6/99	Anaheim	3-2 loss	Michael Peza (0:29 of OT)
	2/1/00	Buffalo	2-2 tie	Steve Rucchin (14:16 of 3rd)
<b>Calgary (3-1-7)</b>	10/20/00	Buffalo	2-2 tie	Chris Gratton (19:52 of 3rd)
	12/8/05	Buffalo	3-2 loss	Maxim Afinogenov (2:11 of OT)
	10/17/93	Anaheim	2-2 tie	Joe Nieuwendyk (19:41 of 3rd)
	3/16/97	Anaheim	2-2 tie	Dave Gagner (6:43 of 3rd)
	11/7/97	Calgary	4-3 win	Scott Young (3:34 of OT)
	11/29/97	Calgary	3-2 loss	Sandy McCarthy (1:36 of OT)
	4/5/98	Anaheim	3-3 tie	Travis Green (8:21 of 3rd)
	2/16/00	Anaheim	6-5 win	Oleg Tverdovsky (1:40 of OT)
	11/24/00	Calgary	2-2 tie	Jarome Iginla (12:37 of 2nd)
	1/5/01	Anaheim	4-4 tie	Teemu Selanne (11:54 of 3rd)
<b>Carolina (1-0-2)</b>	11/7/00	Anaheim	3-3 tie	Dave Lowry (15:58 of 3rd)
	2/12/03	Anaheim	4-3 win	Mike Leclerc (0:10 of OT)
	3/16/03	Anaheim	2-2 tie	Petr Sykora (19:29 of 3rd)
	11/11/98	Anaheim	5-4 win	Steve Rucchin (1:04 of OT)
	1/7/00	Carolina	4-4 tie	Glen Wesley (12:33 of 3rd)
<b>Chicago (1-2-5)</b>	2/11/01	Anaheim	2-2 tie	Mike Leclerc (11:34 of 3rd)
	11/24/95	Anaheim	5-4 loss	Brent Sutter (3:08 of OT)
	3/24/96	Chicago	2-2 tie	Alex Hicks (7:24 of 3rd)
	4/1/97	Anaheim	3-3 tie	Steve Rucchin (8:43 of 3rd)
	2/1/98	Anaheim	4-3 win	Teemu Selanne (2:51 of OT)
	10/21/99	Chicago	5-5 tie	Teemu Selanne (18:47 of 3rd)
	3/15/02	Anaheim	1-1 tie	Steve Sullivan (9:09 of 3rd)
	10/26/03	Chicago	1-1 tie	Joffrey Lupul (12:50 of 3rd)
	11/17/06	Anaheim	4-3 loss	Tuomo Ruutu (SO)
	<b>Colorado (6-4-7)</b>	10/10/96	Colorado	6-6 tie
11/3/96		Anaheim	1-1 tie	Roman Oksiuta (19:58 of 3rd)
3/9/97		Colorado	2-2 tie	Teemu Selanne (16:42 of 3rd)
4/13/98		Anaheim	2-2 tie	Frank Banham (13:44 of 3rd)
1/21/00		Anaheim	3-3 tie	Teemu Selanne (18:20 of 3rd)
4/4/01		Colorado	1-1 tie	Joe Sakic (16:28 of 2nd)
12/10/01		Colorado	1-1 tie	Joe Sakic (19:54 of 2nd)
10/20/02		Anaheim	3-2 win	Andy McDonald (4:49 of OT)
11/8/02		Colorado	3-2 win	Niclas Havelid (0:20 of OT)
4/4/03		Anaheim	4-3 loss	Milan Hejduk (4:50 of OT)
11/18/03		Colorado	2-1 loss	Teemu Selanne (3:11 of OT)
1/30/04		Anaheim	4-3 win	Niclas Havelid (3:39 of OT)
3/22/06		Anaheim	5-4 win	Jonathan Hedstrom (3:22 of OT)
<b>Columbus (3-2-1)</b>	11/22/06	Colorado	3-2 loss	Joe Sakic (SO)
	1/13/07	Anaheim	3-2 loss	Milan Hejduk (SO)
	12/19/07	Anaheim	2-1 win	Mathieu Scheider (3:31 of OT)
	2/20/08	Anaheim	3-2 win	Corey Perry (SO)
	12/13/00	Anaheim	5-4 win	Niclas Havelid (2:13 of OT)
	1/11/04	Anaheim	2-2 tie	Rick Nash (14:37 of 3rd)
	3/5/06	Anaheim	3-2 loss	Rick Nash (SO)
	3/14/07	Anaheim	5-4 loss	David Vyborny (SO)
	11/1/07	Anaheim	2-1 win	Mathieu Schneider (SO)
	12/10/07	Columbus	4-3 win	Chris Pronger (3:14 of OT)
	12/22/93	Anaheim	3-2 loss	Dean Evason (3:20 of OT)
	1/11/98	Anaheim	2-1 win	Joe Sacco (3:38 of OT)
	10/30/98	Dallas	3-3 tie	Teemu Selanne (19:49 of 3rd)
	2/16/01	Dallas	3-2 loss	Derian Hatcher (1:35 of OT)
<b>Dallas (4-5-4)</b>	11/11/01	Anaheim	2-2 tie	Jere Lehtinen (15:00 of 3rd)
	11/19/03	Dallas	3-3 tie	Andy McDonald (8:19 of 3rd)
	1/5/04	Anaheim	2-2 tie	Rob Niedermayer (9:59 of 3rd)
	1/6/06	Dallas	4-3 loss	Antti Miettinen (SO)
	3/31/06	Anaheim	5-4 win	Rob Niedermayer (SO)
	10/15/06	Anaheim	4-3 loss	Jussi Jokinen (SO)
	3/22/07	Anaheim	3-2 win	Scott Niedermayer (2:28 of OT)
	4/6/07	Dallas	2-1 loss	Ladislav Nagy (SO)
3/30/08	Anaheim	3-2 win	Chris Kunitz (SO)	

# ALL-TIME OVERTIME RECORDS

OPPONENT	DATE	SITE	RESULT	GW/GT GOAL (time of goal)
<b>Detroit (1-3-7)</b>	1/19/94	Detroit	4-4 tie	Bob Corkum (12:05 of 2nd)
	3/9/95	Anaheim	4-4 tie	Paul Kariya (10:04 of 3rd)
	4/5/96	Anaheim	2-2 tie	Sergei Fedorov (16:52 of 3rd)
	3/2/97	Detroit	1-1 tie	Ted Drury (11:09 of 3rd)
	3/30/97	Detroit	1-0 win	Steve Rucchin (3:41 of OT)
	3/26/98	Detroit	3-3 tie	Pavel Trnka (6:29 of 3rd)
	12/22/00	Detroit	2-1 loss	Sergei Fedorov (0:19 of OT)
	4/3/02	Anaheim	1-1 tie	Luc Robitaille (11:48 of 2nd)
	11/15/02	Detroit	2-1 loss	Sergei Fedorov (4:39 of OT)
	1/21/04	Anaheim	2-2 tie	Vaclav Prospal (19:00 of 3rd)
<b>Edmonton (4-6-2)</b>	10/2/07	Detroit	3-2 loss	Jiri Hudler (SO)
	3/31/94	Anaheim	3-2 loss	Jason Arnett (1:44 of OT)
	1/23/95	Anaheim	5-4 win	Peter Douris (4:20 of OT)
	4/5/95	Anaheim	4-3 win	Stephan Lebeau (4:09 of OT)
	2/8/97	Edmonton	2-1 win	Teemu Selanne (0:45 of OT)
	2/26/97	Anaheim	3-3 tie	Sean Pronger (17:16 of 3rd)
	11/20/98	Anaheim	3-2 loss	Andrei Kovalenko (0:39 of OT)
	2/14/01	Anaheim	3-3 tie	Mike Leclerc (18:54 of 3rd)
	12/5/01	Edmonton	3-2 loss	Steve Staios (1:21 of OT)
	2/2/04	Edmonton	2-1 loss	Jarret Stoll (0:36 of OT)
<b>Florida (1-1-3)</b>	2/6/06	Edmonton	6-5 loss	Fernando Pisani (SO)
	11/28/06	Edmonton	3-2 win	Ryan Getzlaf (2:19 of OT)
	10/28/07	Anaheim	3-2 loss	Sam Gagner (SO)
	12/7/95	Florida	3-3 tie	Todd Krygier (11:44 of 3rd)
	1/4/96	Florida	3-3 tie	Teemu Selanne (19:20 of 3rd)
	10/16/99	Florida	3-2 loss	Jaroslav Spacek (1:26 of OT)
	1/3/01	Anaheim	3-2 win	Petr Tenkrat (4:01 of OT)
	11/24/02	Anaheim	4-4 tie	Kristian Huselius (19:46 of 3rd)
	3/21/95	Anaheim	3-3 tie	Dan Quinn (18:53 of 3rd)
	4/23/95	Los Angeles	2-2 tie	Marty McSorley (19:19 of 3rd)
<b>Los Angeles (6-11-10)</b>	12/31/95	Los Angeles	2-2 tie	Rick Tocchet (7:43 of 3rd)
	2/17/96	Los Angeles	2-1 win	Paul Kariya (4:07 of OT)
	1/25/97	Los Angeles	2-2 tie	Kai Nurminen (17:15 of 3rd)
	1/12/98	Los Angeles	3-2 loss	Ray Ferraro (2:04 of OT)
	1/24/98	Anaheim	3-3 tie	Paul Kariya (2:51 of 3rd)
	3/9/98	Los Angeles	4-3 loss	Yanic Perreault (4:19 of OT)
	4/15/99	Los Angeles	4-3 loss	Ray Ferraro (2:21 of OT)
	12/3/99	Anaheim	1-1 tie	Pavel Trnka (15:30 of 1st)
	3/15/00	Anaheim	2-2 tie	Bryan Smolinski (0:59 of 2nd)
	4/9/00	Anaheim	4-3 loss	Glen Murray (1:06 of OT)
<b>Minnesota (2-3-2)</b>	10/23/00	Anaheim	5-4 loss	Ziggy Palffy (1:04 of OT)
	3/24/01	Los Angeles	3-3 tie	Oleg Tverdovsky (12:51 of 3rd)
	12/16/01	Anaheim	3-2 loss	Aaron Miller (0:14 of OT)
	11/29/02	Anaheim	2-2 tie	Keith Carney (3:28 of 3rd)
	1/7/04	Anaheim	4-4 tie	Todd Simpson (10:54 of 3rd)
	1/28/04	Anaheim	4-3 loss	Joseph Corvo (2:37 of OT)
	12/16/05	Anaheim	4-3 loss	Alexander Frolov (SO)
	1/23/06	Los Angeles	3-2 loss	Joe Corvo (SO)
	1/30/06	Anaheim	4-3 win	Scott Niedermayer (1:48 of OT)
	10/22/06	Los Angeles	3-2 win	Ryan Getzlaf (SO)
<b>Montreal (1-1-2)</b>	2/17/07	Los Angeles	3-2 win	Corey Perry (SO)
	2/18/07	Anaheim	4-3 loss	Lubomir Visnovsky (SO)
	3/1/07	Los Angeles	4-3 loss	Michael Cammalleri (3:17 of OT)
	11/13/07	Anaheim	4-3 win	Corey Perry (SO)
	3/26/08	Anaheim	2-1 win	Mathieu Schneider (SO)
	12/8/00	Minnesota	1-0 win	Oleg Tverdovsky (0:21 of OT)
	1/11/02	Minnesota	2-2 tie	Paul Kariya (11:34 of 2nd)
	1/23/02	Anaheim	3-2 win	Keith Carney (4:02 of OT)
	1/20/03	Anaheim	2-1 loss	Antti Laakssonen (2:53 of OT)
	11/30/03	Minnesota	1-1 tie	Sandis Ozolins (18:35 of 2nd)
<b>Nashville (3-4-2)</b>	11/6/05	Anaheim	4-3 loss	Randy Robitaille (SO)
	10/27/06	Minnesota	3-2 loss	Mikko Koivu (SO)
	11/8/95	Montreal	3-2 win	Paul Kariya (2:35 of OT)
	10/7/96	Montreal	6-6 tie	Bobby Dollas (14:09 of 3rd)
	11/12/97	Anaheim	4-3 loss	Valeri Bure (4:07 of OT)
	10/29/02	Montreal	2-2 tie	Keith Carney (15:08 of 3rd)
	11/4/00	Nashville	3-3 tie	Pascal Trepanier (17:47 of 3rd)
	12/28/00	Nashville	2-2 tie	Petr Tenkrat (8:46 of 3rd)
	3/11/01	Anaheim	1-0 win	Mike Crowley (3:40 of OT)
	4/1/03	Nashville	2-1 win	Steve Thomas (4:07 of OT)
<b>New Jersey (0-1-1)</b>	11/21/03	Anaheim	4-3 loss	Scott Hartnell (1:31 of OT)
	2/20/04	Anaheim	3-2 loss	Scott Walker (3:34 of OT)
	10/8/05	Nashville	3-2 loss	Paul Kariya (SO)
	1/9/07	Nashville	5-4 loss	Steve Sullivan (3:12 of OT)
	3/4/07	Anaheim	3-2 win	Teemu Selanne (SO)
	3/8/03	New Jersey	3-2 loss	Jamie Lagenbrunner (3:04 of OT)
	11/26/03	Anaheim	3-3 tie	Sergei Fedorov (18:11 of 3rd)
	10/10/93	Anaheim	4-3 loss	Pierre Turgeon (2:43 of OT)
	11/17/95	Anaheim	2-1 win	Peter Douris (4:59 of OT)
	11/20/96	Anaheim	2-2 tie	Bryan Smolinski (6:32 of 2nd)
<b>N.Y. Islanders (1-2-4)</b>	12/18/98	Anaheim	2-2 tie	Mariusz Czerkawski (10:32 of 3rd)
	4/3/99	New York	2-2 tie	Matt Cullen (17:34 of 3rd)
	2/17/03	New York	2-2 tie	Alexei Yashin (12:49 of 3rd)
	10/11/06	Anaheim	5-4 loss	Mike York (SO)
	10/26/97	New York	3-3 tie	Teemu Selanne (12:01 of the 3rd)
	3/8/00	Anaheim	4-3 loss	Brian Leetch (0:29 of OT)
	11/19/02	New York	3-2 loss	Pavel Bure (0:57 of OT)
	11/1/06	Anaheim	4-3 loss	Jaromir Jagr (3:09 of OT)

# ALL-TIME OVERTIME RECORDS

OPPONENT	DATE	SITE	RESULT	GW/GT GOAL (time of goal)
<b>Ottawa (2-0-3)</b>	12/30/96	Ottawa	4-3 win	Steve Rucchin (4:33 of OT)
	10/10/97	Anaheim	1-1 tie	Espen Knutsen (8:32 of 3rd)
	12/28/98	Ottawa	2-2 tie	Shawn McEachern (19:54 of 3rd)
<b>Philadelphia (2-0-5)</b>	3/17/99	Anaheim	2-2 tie	Marian Hossa (17:47 of 2nd)
	1/19/06	Ottawa	4-3 win	Chris Kunitz (SO)
	3/27/94	Philadelphia	3-2 win	Garry Valk (0:24 of OT)
	1/9/96	Philadelphia	2-2 tie	John LeClair (17:33 of 2nd)
	10/15/97	Anaheim	2-2 tie	Tomas Sandstrom (15:28 of 3rd)
	3/19/98	Philadelphia	3-3 tie	Frank Banham (19:32 of 2nd)
	11/3/99	Anaheim	3-3 tie	John LeClair (19:55 of 2nd)
	2/3/00	Philadelphia	3-3 tie	Eric Lindros (6:15 of 3rd)
	10/22/03	Anaheim	4-3 win	Rob Niedermayer (1:10 of OT)
	10/25/98	Anaheim	2-2 tie	Steve Rucchin (15:22 of 3rd)
<b>Phoenix (7-6-5)</b>	1/21/99	Phoenix	3-3 tie	Teppo Numminen (9:44 of 3rd)
	3/26/00	Anaheim	4-3 win	Oleg Tverdovsky (3:47 of OT)
	11/1/00	Anaheim	1-1 tie	Oleg Tverdovsky (5:50 of 3rd)
	10/24/00	Phoenix	3-2 win	Mike Leclerc (1:49 of OT)
	3/28/02	Phoenix	2-1 win	German Titov (3:58 of OT)
	11/27/02	Anaheim	2-2 tie	Daniel Briere (19:15 of 3rd)
	11/8/03	Phoenix	4-3 loss	Radoslav Suchy (1:20 of OT)
	11/9/03	Anaheim	2-1 win	Petr Sykora (3:43 of OT)
	2/23/04	Phoenix	1-1 tie	D. Langkow (18:38 of 2nd)
	3/16/04	Phoenix	3-2 win	Sergei Fedorov (0:29 of OT)
	11/12/05	Phoenix	2-1 loss	Zbynek Michalek (3:09 of OT)
	2/15/07	Phoenix	5-4 win	Teemu Selanne (1:53 of OT)
	11/7/07	Anaheim	6-5 loss	Shane Doan (4:29 of OT)
	11/23/07	Anaheim	4-3 loss	Shane Doan (SO)
	1/5/08	Phoenix	3-2 loss	Peter Mueller (SO)
3/1/08	Phoenix	3-2 loss	Radim Vrbata (SO)	
<b>Pittsburgh (2-0-2)</b>	4/6/08	Anaheim	3-2 win	Ryan Getzlaf (SO)
	2/24/94	Pittsburgh	2-2 tie	Joe Sacco (17:16 of 2nd)
	12/1/98	Pittsburgh	4-4 tie	Martin Straka (11:59 of 3rd)
	10/27/99	Anaheim	2-1 win	Teemu Selanne (3:38 of OT)
	11/6/06	Anaheim	3-2 win	Teemu Selanne (0:44 of OT)
<b>St. Louis (5-4-5)</b>	12/12/93	Anaheim	2-1 win	Jarro Skalde (2:56 of OT)
	1/24/94	Anaheim	3-2 loss	Kevin Miller (1:10 of OT)
	3/14/97	Anaheim	4-4 tie	Joe Murphy (16:18 of 3rd)
	12/27/97	St. Louis	5-5 tie	Jim Campbell (15:42 of 3rd)
	10/31/98	St. Louis	2-2 tie	Al MacInnis (8:24 of 3rd)
	3/1/00	St. Louis	1-1 tie	Fredrik Olausson (18:02 of 3rd)
	3/20/03	St. Louis	3-2 loss	Pavel Demitra (2:22 of OT)
	11/4/02	St. Louis	2-1 loss	Keith Tkachuk (4:29 of OT)
	3/17/03	Anaheim	1-1 tie	Matin Skoula (15:30 of 3rd)
	12/31/05	St. Louis	5-4 win	Chris Kunitz (SO)
	10/30/06	St. Louis	6-5 win	Ryan Getzlaf (SO)
	3/31/07	St. Louis	3-2 win	Andy McDonald (0:25 of OT)
	2/1/08	St. Louis	1-0 loss	Andy McDonald (SO)
	2/22/08	Anaheim	2-1 in	Samuel Pahlsson (0:32 of OT)
	10/31/93	Anaheim	2-1 loss	Tom Pederson (1:47 of OT)
<b>San Jose (6-5-4)</b>	4/2/97	San Jose	5-5 tie	Marty McSorley (19:38 of 3rd)
	11/6/98	Anaheim	2-2 tie	Dave Lowry (10:27 of 3rd)
	4/17/99	San Jose	3-3 tie	Owen Nolan (1:49 of 3rd)
	2/18/00	Anaheim	4-4 tie	N. Sundstrom (17:38 of 3rd)
	11/30/00	San Jose	3-2 loss	Scott Hannan (4:50 of OT)
	3/13/03	Anaheim	3-2 win	Steve Thomas (2:04 of OT)
	3/22/03	San Jose	3-2 win	Niclas Havelid (1:33 of OT)
	11/4/05	Anaheim	1-0 loss	Marcel Goc (0:51 of OT)
	3/7/06	Anaheim	5-4 win	Sandis Ozolins (0:58 of OT)
	4/4/07	Anaheim	3-2 loss	Ryan Clowe (SO)
	11/9/07	Anaheim	3-2 win	Ryan Getzlaf (SO)
	11/17/07	San Jose	2-1 win	Corey Perry (SO)
	12/16/07	Anaheim	2-1 loss	Joe Thornton (SO)
	1/13/08	Anaheim	4-3 win	Francois Beauchemin (0:33 of OT)
	<b>Tampa Bay (0-0-1)</b>	3/3/96	Anaheim	2-2 tie
1/18/94		Toronto	3-3 tie	Dmitri Mironov (17:36 of 3rd)
3/17/95		Anaheim	3-3 tie	Bob Corkum (19:25 of 3rd)
12/2/95		Toronto	4-4 tie	Mats Sundin (15:23 of 3rd)
12/17/95		Anaheim	3-2 loss	Dave Andreychuk (2:05 of OT)
<b>Toronto (0-1-5)</b>	10/28/97	Toronto	2-2 tie	Teemu Selanne (8:04 of 3rd)
	12/2/97	Toronto	3-3 tie	Ruslan Salei (15:54 or 3rd)
	2/17/95	Anaheim	2-2 tie	David Williams (11:54 of 3rd)
	1/24/96	Vancouver	2-1 win	Alex Hicks (1:34 of OT)
	11/14/97	Anaheim	3-3 tie	Brian Noonan (14:04 of 2nd)
	12/9/98	Anaheim	4-4 tie	Bret Hedican (9:07 of 3rd)
	3/10/99	Anaheim	4-4 tie	Harry York (19:11 of 3rd)
	12/8/99	Anaheim	2-2 tie	Steve Rucchin (5:27 of 3rd)
	2/23/00	Anaheim	4-4 tie	Ladislav Kohn (15:43 of 2nd)
	3/30/01	Vancouver	2-2 tie	Ed Jovanovski (16:03 of 3rd)
	12/12/01	Anaheim	1-0 loss	Ed Jovanovski (4:06 of OT)
	10/18/02	Anaheim	2-2 tie	Todd Bertuzzi (14:54 of 3rd)
	10/24/02	Vancouver	2-2 tie	Paul Kariya (8:28 of 3rd)
	2/20/07	Anaheim	3-2 loss	Daniel Sedin (2:19 of OT)
	<b>Washington (0-1-1)</b>	11/29/95	Anaheim	2-2 tie
1/13/06		Anaheim	3-2 loss	Alexander Ovechkin (3:04 of OT)

# ALL-TIME HAT TRICKS & PENALTY SHOTS

## REGULAR SEASON

### ALL-TIME HAT TRICKS

#### FOR (25)

Terry Yake @ NYR, 10/19/93 (M. Richter), 3-1=4 pts.  
Teemu Selanne vs. SJ, 2/25/96 (C. Terrier), 3-1=4 pts.  
Teemu Selanne vs. STL, 3/17/96 (G. Fuhr/J. Casey), 3-0=3 pts.  
Garry Valk @ STL, 3/22/96 (G. Fuhr), 3-0=3 pts.  
Teemu Selanne vs. SJ, 11/1/96 (K. Hrudey), 3-0=3 pts.  
Paul Kariya vs. BUF, 1/10/97 (D. Hasek), 3-1=4 pts.  
Paul Kariya @ PHX, 1/23/97 (N. Khabibulin), 3-0=3 pts.  
Teemu Selanne @ NYR, 10/26/97 (M. Richter), 3-0=3 pts.  
Teemu Selanne vs. SJ, 11/10/97 (M. Vernon), 3-0=3 pts.  
Paul Kariya vs. FLA, 1/21/98 (Vanbiesbrouck/Weekes), 3-2=5 pts.  
Teemu Selanne @ OTT, 3/22/98 (R. Tugnutt), 3-0=3 pts.  
Teemu Selanne @ BUF, 1/1/99 (D. Hasek), 3-2=5 pts.  
Teemu Selanne @ DAL, 11/26/99 (E. Belfour), 3-0=3 pts.  
Marty McInnis vs. LA, 10/23/00 (J. Storr), 3-0=3 pts.  
Teemu Selanne @ PHX, 2/1/01 (S. Burke), 3-0=3 pts.  
Paul Kariya vs. CGY, 2/19/01 (F. Brathwaite), 3-1=4 pts.  
Paul Kariya @ SJ, 3/29/01 (Nabokov/Kiprusoff), 3-0=3 pts.  
Paul Kariya vs. NSH, 1/14/02 (Dunham/Vokoun), 3-0=3 pts.  
Paul Kariya vs. PHI, 2/6/02 (B. Boucher), 3-0=3 pts.  
Paul Kariya @ BOS, 10/31/02 (S. Shields), 3-1=4 pts.  
Vaclav Prospal vs. MIN, 1/23/04 (D. Roloson), 3-1=4 pts.  
Jonathan Hedstrom vs. LA, 1/9/06 (M. Garon), 3-0=3 pts.  
Chris Kunitz vs. PHX, 11/19/06 (C. Joseph), 3-1=4 pts.  
Teemu Selanne @ DAL, 1/11/07 (M. Turco), 3-0=3 pts.  
Teemu Selanne vs. CHI, 2/24/08 (Lalime/Crawford), 3-2=5 pts.

#### AGAINST (26)

Pavel Bure @ VAN, 4/11/95 (G. Hebert), 3-0=3 pts.  
Owen Nolan vs. SJ, 12/19/95 (Hebert/Shtalenkov), 4-1=5 pts.  
Alexander Mogilya vs. VAN, 12/22/95 (M. Shtalenkov), 3-1=4 pts.  
Brian Savage @ MTL, 10/7/96 (G. Hebert), 3-0=3 pts.  
Martin Rucinsky vs. MTL, 11/6/96 (G. Hebert), 3-0=3 pts.  
Peter Bondra vs. WSH, 12/13/96 (M. Shtalenkov), 3-0=3 pts.  
Jeff O'Neill vs. HFD, 1/31/97 (G. Hebert), 3-0=3 pts.  
Joe Nieuwendyk @ DAL, 3/13/98 (Shtalenkov, Askey), 4-0=4 pts.  
Keith Tkachuk @ PHX, 4/3/98 (M. Shtalenkov), 3-2=5 pts.  
Alexander Selivanov vs. EDM, 2/17/99 (Hebert/Roussel), 3-0=3pts.  
Viktor Kozlov vs. FLA, 1/5/00 (Hebert/Roussel), 3-1=4 pts.  
Pavel Demitra @ STL, 2/12/00 (G. Hebert), 3-0=3 pts.  
Andrew Cassels vs. VAN, 11/8/00 (Hebert/Roussel), 3-0=3pts.  
Michal Handzus @ STL, 12/23/00 (G. Hebert), 3-0=3 pts.  
Brett Hull @ DAL, 3/21/01 (Giguere/Naumenko), 4-0=4 pts.  
Teemu Selanne @ SJ, 3/29/01 (J.S. Giguere), 3-0=3 pts.  
Mark Parrish @ NYI, 11/24/01 (Shields/Giguere), 3-1=4 pts.  
Chris Brown @ BUF, 12/04/02 (M. Gerber), 3-0=3 pts.  
Jason Arnott vs. DAL, 11/16/05 (I. Bryzgalov), 3-0=3 pts.  
Kevyn Adams vs. CAR, 12/6/05 (I. Bryzgalov), 3-0=3 pts.  
Jonathan Cheechoo @ SJ, 12/20/05 (J.S. Giguere), 3-0=3 pts.  
Alexander Ovechkin vs. WSH, 1/13/06 (J.S. Giguere), 3-0=3 pts.  
Jonathan Cheechoo vs. SJ, 2/1/06 (I. Bryzgalov), 3-0=3 pts.  
Jonathan Cheechoo @ SJ, 4/15/06 (J.S. Giguere), 3-2=5 pts.  
Peter Mueller vs. PHX, 11/7/07 (Bryzgalov/Giguere), 3-0=3 pts.  
Mike Knuble @ PHI, 2/2/08, (Hiller), 3-0=3 pts.

### ALL-TIME PENALTY SHOTS

#### FOR (9-20)

Joe Sacco vs. Jocelyn Thibault; goal, 11/12/97 vs. MTL  
Paul Kariya vs. Kevin Weekes; goal, 1/21/98 vs. FLA  
J.F. Jomphe vs. Curtis Joseph; no goal, 4/15/98 @ EDM  
Tomas Sandstrom vs. Stephane Fiset; goal, 2/15/99 @ LA  
Paul Kariya vs. Corey Hirsch; goal, 2/20/99 @ VAN  
Paul Kariya vs. Stephane Fiset; no goal, 3/18/99 @ LA  
Teemu Selanne vs. J-Sebastien Aubin; no goal, 10/27/99 vs. PIT  
Fredrik Olausson vs. Martin Brodeur; goal, 11/24/99 vs. NJ  
Matt Cullen vs. Milan Hnilicka; no goal, 11/4/01 vs. ATL  
Dan Bylsma vs. Dan Cloutier; no goal, 12/12/01 vs. VAN  
Petr Sykora vs. Roman Turek; no goal, 12/29/02 @ CGY  
Paul Kariya vs. Jamie McLennan; no goal, 3/16/03 vs. CGY  
Steve Thomas vs. Tomas Vokoun; goal, 4/1/03 @ NSH  
Scott Niedermayer vs. Pascal Leclaire; no goal, 3/5/06 vs. CBJ  
Jonathan Hedstrom vs. Peter Budaj; goal, 3/22/06 vs. COL  
Andy McDonald vs. Curtis Joseph; goal, 11/3/06 vs. PHX  
Teemu Selanne vs. Fredrik Norrena, no goal, 1/5/07 vs. CBJ  
Teemu Selanne vs. Mathieu Garon, no goal, 3/18/07 vs. LA  
Samuel Pahlsson vs. Fredrik Norrena, goal, 12/10/07 @ CBJ  
Todd Bertuzzi vs. Evgeni Nabokov, no goal, 12/22/07 @ SJ  
Chris Kunitz vs. Marty Turco, no goal, 1/15/08 vs. DAL

#### AGAINST (17-19)

Cam Neely vs. Ron Tugnutt; no goal, 10/15/93 vs. BOS  
Dan Quinn vs. Mikhail Shtalenkov; goal, 3/21/95 vs. LA  
Peter Bondra vs. Mikhail Shtalenkov, no goal, 12/13/96 vs. WSH  
Alexandre Daigle vs. Guy Hebert; no goal, 12/30/96 @ OTT  
Tony Amonte vs. Guy Hebert; no goal, 2/1/98 vs. CHI  
Glen Murray vs. Guy Hebert; no goal, 2/7/98 vs. LA  
Ray Whitney vs. Guy Hebert; goal, 3/21/99 vs. FLA  
Stan Drulia vs. Dominic Roussel; no goal, 10/15/99 @ TB  
Jarome Iginla vs. J.S. Giguere; no goal, 12/8/01 @ CGY  
Alexei Zhamnov vs. Steve Shields; no goal, 12/30/01 @ CHI  
Chris Drury vs. J.S. Giguere; goal, 4/12/02 vs. COL  
Daniel Sedin vs. J.S. Giguere; no goal, 1/17/04 @ VAN  
Brett Clark vs. Ilya Bryzgalov; no goal, 11/18/05 vs. COL  
Trevor Linden vs. Ilya Bryzgalov; goal, 11/20/05 vs. VAN  
Thomas Vanek vs. J.S. Giguere; goal, 12/8/05 @ BUF  
Jonathan Cheechoo vs. J.S. Giguere; goal, 12/20/05 @ SJ  
Jeri Lehtinen vs. J.S. Giguere, goal, 1/28/07 vs. DAL  
Henrik Sedin vs. Jonas Hiller, no goal, 11/27/07 @ VAN  
Milan Michalek vs. J.S. Giguere, no goal, 12/16/07 vs. SJ



## BY THE DUCKS (68)

**1993-94 (3)**  
 12/15/93 @ Toronto, 1-0 (Guy Hebert - 38 saves)  
 12/28/93 @ N.Y. Islanders, 3-0 (Ron Tugnutt - 38 saves)  
 2/4/94 vs. Vancouver, 3-0 (Guy Hebert - 22 saves)

**1994-95 (2)**  
 3/15/95 @ Calgary, 5-0 (Guy Hebert - 29 saves)  
 4/17/95 vs. San Jose, 3-0 (Guy Hebert - 27 saves)

**1995-96 (4)**  
 11/1/95 vs. St. Louis, 3-0 (Guy Hebert - 28 saves)  
 3/13/96 vs. Colorado, 4-0 (Guy Hebert - 27 saves)  
 4/3/96 vs. Edmonton, 1-0 (Guy Hebert - 27 saves)  
 4/8/96 vs. Vancouver, 2-0 (Guy Hebert - 32 saves)

**1996-97 (6)**  
 10/9/96 @ Chicago, 2-0 (Mikhail Shtalenkov - 26 saves)  
 11/23/96 @ San Jose, 3-0 (Guy Hebert - 25 saves)  
 11/29/96 vs. Chicago, 2-0 (Guy Hebert - 27 saves)  
 12/20/96 vs. Calgary, 7-0 (Guy Hebert - 39 saves)  
 1/1/97 @ Florida, 3-0 (Guy Hebert - 28 saves)  
 3/30/97 @ Detroit, 1-0, OT (Mikhail Shtalenkov - 26 saves)

**1997-98 (4)**  
 10/30/97 @ Boston, 3-0 (Guy Hebert - 25 saves)  
 11/22/97 @ St. Louis, 2-0 (Guy Hebert - 23 saves)  
 11/26/97 vs. New Jersey, 2-0 (Guy Hebert - 29 saves)  
 2/30/98 @ Edmonton, 4-0 (Mikhail Shtalenkov - 26 saves)

**1998-99 (7)**  
 10/21/98 vs. Boston, 3-0 (Guy Hebert - 26 saves)  
 11/14/98 @ Calgary, 1-0 (Guy Hebert - 24 saves)  
 12/11/98 vs. Washington, 1-0 (Guy Hebert - 31 saves)  
 12/13/98 vs. Los Angeles, 3-0 (Guy Hebert - 35 saves)  
 12/22/98 @ Colorado, 1-0 (Dominic Roussel - 45 saves)  
 2/3/99 vs. Chicago, 3-0 (Guy Hebert - 35 saves)  
 4/11/99 vs. Phoenix, 3-0 (Guy Hebert - 40 saves)

**1999-00 (5)**  
 10/8/99 vs. Dallas, 3-0 (Guy Hebert - 37 saves)  
 11/9/99 @ Toronto, 2-0 (Guy Hebert - 19 saves)  
 12/17/99 vs. Chicago, 2-0 (Guy Hebert - 21 saves)  
 12/26/99 @ San Jose, 1-0 (Dominic Roussel - 26 saves)  
 3/5/00 vs. Nashville, 1-0 (Guy Hebert - 33 saves)

**2000-01 (6)**  
 12/3/00 vs. Los Angeles, 4-0 (Guy Hebert - 29 saves)  
 12/8/00 @ Minnesota, 1-0 (Guy Hebert - 27 saves)  
 2/21/01 vs. San Jose, 1-0 (J.S. Giguere - 24 saves)  
 3/4/01 vs. Los Angeles, 4-0 (J.S. Giguere - 25 saves)  
 3/11/01 vs. Nashville, 1-0 (J.S. Giguere - 31 saves)  
 3/13/01 @ Nashville, 2-0 (J.S. Giguere - 33 saves)

**2001-02 (5)**  
 11/4/01 vs. Atlanta, 5-0 (J.S. Giguere - 24 saves)  
 12/8/01 vs. Calgary, 4-0 (Giguere/Shields - 18 saves)  
 12/23/01 @ Phoenix, 4-0 (J.S. Giguere - 24 saves)  
 1/28/02 @ St. Louis, 1-0 (J.S. Giguere - 15 saves)  
 4/5/02 vs. Edmonton, 2-0 (J.S. Giguere - 26 saves)

**2002-03 (9)**  
 11/10/02 vs. Minnesota, 1-0 (J.S. Giguere - 26 saves)  
 12/8/02 vs. Nashville, 3-0 (J.S. Giguere - 20 saves)  
 12/11/02 vs. Washington, 3-0 (J.S. Giguere - 26 saves)  
 12/15/02 vs. Pittsburgh, 5-0 (J.S. Giguere - 19 saves)  
 12/22/02 vs. Phoenix, 4-0 (J.S. Giguere - 24 saves)  
 1/18/03 @ Minnesota, 1-0 (J.S. Giguere - 33 saves)  
 2/19/03 vs. Columbus, 2-0 (J.S. Giguere - 26 saves)  
 2/23/03 @ Carolina, 4-0 (Martin Gerber - 28 saves)  
 3/24/03 vs. Columbus, 5-0 (J.S. Giguere - 29 saves)

**2003-04 (5)**  
 10/21/03 @ San Jose, 2-0 (Martin Gerber - 34 saves)  
 12/7/03 vs. Dallas, 4-0 (Martin Gerber - 32 saves)  
 12/19/03 vs. Colorado, 2-0 (J.S. Giguere - 38 saves)  
 12/29/03 @ Tampa Bay, 2-0 (J.S. Giguere 31 saves)  
 3/3/04 vs. Minnesota, 2-0 (J.S. Giguere - 28 saves)  
 2/25/03 @ Tampa Bay, 2-0 (Nikolai Khabibulin - 24 saves)

**2005-06 (3)**  
 1/21/06 vs. Florida, 1-0 (J.S. Giguere - 30 saves)  
 1/26/06 @ San Jose, 2-0 (Ilya Bryzgalov - 24 saves)  
 2/4/06 @ San Jose, 2-0 (J.S. Giguere - 35 saves)  
 1/15/04 @ Edmonton, 1-0 (Tommy Salo - 28 saves)

**2006-07 (5)**  
 10/9/06 vs. St. Louis, 2-0 (J.S. Giguere - 34 saves)  
 10/28/06 @ Chicago, 3-0 (Ilya Bryzgalov - 14 saves)  
 11/9/06 @ Vancouver, 6-0 (J.S. Giguere - 20 saves)  
 11/21/06 vs. San Jose, 5-0 (J.S. Giguere - 23 saves)  
 12/6/06 vs. Nashville, 4-0 (J.S. Giguere - 21 saves)

**2007-08 (4)**  
 12/18/07 @ San Jose, 2-0 (J.S. Giguere - 20 saves)  
 1/9/08 vs. Toronto, 5-0 (J.S. Giguere - 28 saves)  
 2/1/08 @ St. Louis, 0-1\* (J.S. Giguere - 20 saves) \*SOL  
 2/5/08 @ NY Islanders, 3-0 (J.S. Giguere - 25 saves)

## BY OPPONENTS (82)

**1993-94 (9)**  
 10/20/93 @ New Jersey, 4-0 (Martin Brodeur - 17 saves)  
 11/27/93 @ San Jose, 1-0 (Arturs Irbe - 15 saves)  
 12/19/93 @ Chicago, 2-0 (Ed Belfour - 22 saves)  
 12/30/93 @ Washington, 3-0 (Rick Tabaracci - 26 saves)  
 2/18/94 vs. Quebec, 1-0 (Stephane Fiset - 28 saves)  
 3/6/94 @ San Jose, 6-0 (Arturs Irbe - 25 saves)  
 3/8/94 @ Chicago (in Phoenix), 3-0 (Ed Belfour - 31 saves)  
 3/9/94 vs. Buffalo, 3-0 (Dominik Hasek - 24 saves)  
 4/11/94 vs. Calgary, 3-0 (Mike Vernon - 27 saves)

**1994-95 (6)**  
 2/7/95 vs. Chicago, 3-0 (Ed Belfour - 16 saves)  
 2/12/95 @ Edmonton, 2-0 (Bill Ranford - 29 saves)  
 3/3/95 @ Dallas, 4-0 (Darcy Wakaluk - 27 saves)  
 3/5/95 @ Chicago, 3-0 (Ed Belfour - 16 saves)  
 4/7/95 vs. Dallas, 2-0 (Andy Moog - 18 saves)  
 4/11/95 @ Vancouver, 5-0 (Kirk McLean - 25 saves)

**1995-96 (2)**  
 11/22/95 @ Edmonton, 2-0 (Bill Ranford - 31 saves)  
 1/12/96 @ Chicago, 3-0 (Jeff Hackett - 13 saves)

**1996-97 (1)**  
 10/22/96 @ Philadelphia, 3-0 (Ron Hextall - 12 saves)

**1997-98 (11)**  
 10/13/97 vs. Boston, 3-0 (Jim Carey - 27 saves)  
 11/16/97 vs. Dallas, 4-0 (Ed Belfour - 31 saves)  
 11/19/97 vs. Chicago, 4-0 (Jeff Hackett - 27 saves)  
 11/24/97 @ Dallas, 5-0 (Ed Belfour - 13 saves)  
 12/3/97 @ Buffalo, 4-0 (Dominik Hasek - 29 saves)  
 12/10/97 vs. PIT, 3-0 (Tom Barrasso - 28 saves)  
 12/28/97 @ Chicago, 2-0 (Jeff Hackett - 27 saves)  
 1/14/98 vs. Colorado, 2-0 (Patrick Roy - 33 saves)  
 3/4/98 vs. Detroit, 2-0 (Kevin Hodson - 35 saves)  
 3/6/98 vs. San Jose, 3-0 (Mike Vernon - 23 saves)  
 3/18/98 @ New Jersey, 3-0 (Martin Brodeur - 25 saves)

**1998-99 (5)**  
 10/10/98 @ Washington, 1-0 (Olaf Kolzig - 29 saves)  
 10/13/98 @ Montreal, 1-0 (Jocelyn Thibault - 30 saves)  
 1/30/99 @ Edmonton, 1-0 (Mikhail Shtalenkov - 22 saves)  
 3/12/99 @ Dallas, 4-0 (Ed Belfour - 27 saves)  
 3/13/99 @ Phoenix, 1-0 (Nikolai Khabibulin - 27 saves)

**1999-2000 (5)**  
 10/2/99 @ Dallas, 2-0 (Ed Belfour - 22 saves)  
 10/5/99 @ Phoenix, 4-0 (Mikhail Shtalenkov - 21 saves)  
 10/31/99 vs. Phoenix, 3-0 (Mikhail Shtalenkov - 33 saves)  
 1/12/00 vs. Ottawa, 2-0 (Ron Tugnutt - 32 saves)  
 1/17/00 vs. Buffalo, 5-0 (Martin Biron - 17 saves)

**2000-01 (8)**  
 11/15/00 vs. Colorado, 3-0 (Patrick Roy - 41 saves)  
 12/5/00 @ St. Louis, 1-0 (Roman Turek - 19 saves)  
 12/10/00 vs. Dallas, 1-0 (Ed Belfour - 29 saves)  
 1/12/01 vs. Buffalo, 4-0 (Dominik Hasek - 21 saves)  
 1/14/01 @ Carolina, 4-0 (Arturs Irbe - 27 saves)  
 1/24/01 vs. Minnesota, 5-0 (Manny Fernandez - 20 saves)  
 1/31/01 vs. Nashville, 3-0 (Mike Dunham - 26 saves)  
 3/21/01 @ Dallas, 8-0 (Ed Belfour - 17 saves)

**2001-02 (5)**  
 11/9/01 vs. Detroit, 1-0 (Dominik Hasek - 19 saves)  
 11/21/01 @ Florida, 6-0 (Roberto Luongo - 30 saves)  
 11/28/01 vs. Edmonton, 2-0 (Jussi Markkanen - 27 saves)  
 12/12/01 vs. Vancouver, 1-0 (Dan Cloutier - 26 saves)  
 4/14/02 @ Los Angeles, 1-0 (Jamie Storr - 23 saves)

**2002-03 (5)**  
 11/22/02 vs. Dallas, 4-0 (Marty Turco - 31 saves)  
 12/4/02 vs. Buffalo, 4-0 (Martin Biron - 22 saves)  
 1/3/03 vs. Philadelphia, 1-0 (Robert Esche - 28 saves)  
 1/8/03 vs. Edmonton, 1-0 (Jussi Markkanen - 32 saves)

**2003-04 (5)**  
 10/12/03 vs. Phoenix, 2-0 (Sean Burke - 31 saves)  
 10/17/03 vs. Ottawa, 3-0 (Patrick Lalime - 27 saves)  
 12/13/03 @ San Jose, 2-0 (Evgeni Nabokov - 28 saves)  
 2/22/04 @ Dallas, 4-0 (Marty Turco - 14 saves)

**2005-06 (4)**  
 11/1/05 vs. San Jose, 1-0 (Nolan Schaefer - 21 saves)  
 12/28/05 @ Columbus, 1-0 (Marc Denis - 40 saves)  
 3/1/06 vs. Detroit, 2-0 (Chris Osgood - 24 saves)  
 4/11/06 @ Calgary, 3-0 (Miikka Kiprusoff - 32 saves)

**2006-07 (6)**  
 11/10/06 @ Calgary, 3-0 (Miikka Kiprusoff - 37 saves)  
 12/23/06 @ Phoenix, 2-0 (Mikael Tellqvist - 29 saves)  
 2/3/07 @ Nashville, 3-0 (Tomas Vokoun - 36 saves)  
 2/10/07 @ Dallas, 1-0 (Mike Smith - 32 saves)  
 2/13/07 @ Colorado, 2-0 (Peter Budaj - 39 saves)  
 3/26/07 @ Detroit, 1-0 (Dominik Hasek - 25 saves)

**2007-08 (10)**  
 10/5/07 @ Columbus, 4-0 (Pascal Leclaire - 28 saves)  
 10/14/07 vs. Minnesota, 2-0 (Josh Harding - 37 saves)  
 10/25/07 vs. Phoenix, 1-0 (Alexander Auld - 31 saves)  
 11/5/07 vs. Dallas, 5-0 (Marty Turco - 19 saves)  
 11/27/07 @ Vancouver, 4-0 (Roberto Luongo - 26 saves)  
 12/2/07 vs. Edmonton, 4-0 (Mathieu Garon - 25 saves)  
 2/1/08 @ St. Louis, 1-0 (Manny Legace - 30 saves)  
 2/2/08 @ Philadelphia, 3-0 (Martin Biron - 27 saves)  
 3/5/08 @ Chicago, 3-0 (Corey Crawford - 19 saves)  
 3/6/08 @ Colorado, 1-0 (Jose Theodore - 27 saves)

# ALL-TIME TOP GAMES BY DUCKS

## REGULAR SEASON

### FIVE-OR-MORE POINTS

Player	Date	Opponent	Goals	Assists	Points	+/-
Teemu Selanne	2/24/08	vs. Chicago	3	2	5	+3
Teemu Selanne	11/19/06	vs. Phoenix	0	5	5	+2
Paul Kariya	12/18/02	vs. St. Louis	2	3	5	+2
Teemu Selanne	2/19/01	vs. Calgary	2	3	5	+3
Paul Kariya	2/16/00	vs. Calgary	1	4	5	+2
Teemu Selanne	1/1/99	@ Buffalo	3	2	5	+4
Paul Kariya	1/21/98	vs. Florida	3	2	5	+5
Dmitri Mironov	12/12/97	vs. Washington	0	5	5	+5
Paul Kariya	12/20/96	vs. Calgary	2	3	5	+5
Teemu Selanne	10/10/96	@ Colorado	2	3	5	+3

### THREE-OR-MORE GOALS

Player	Date	Opponent	Goals
Teemu Selanne	2/24/08	vs. Chicago	3
Teemu Selanne	1/11/07	@ Dallas	3
Chris Kunitz	11/19/06	vs. Phoenix	3
Jonathan Hestrom	1/9/06	vs. Los Angeles	3
Vaclav Prospal	1/23/04	vs. Minnesota	3
Paul Kariya	10/31/02	@ Boston	3
Paul Kariya	2/6/02	vs. Philadelphia	3
Paul Kariya	1/14/02	vs. Nashville	3
Paul Kariya	3/29/01	@ San Jose	3
Paul Kariya	2/19/01	vs. Calgary	3
Teemu Selanne	2/1/01	@ Phoenix	3
Marty McInnis	10/23/00	vs. Los Angeles	3
Teemu Selanne	11/26/99	@ Dallas	3
Teemu Selanne	1/1/99	@ Buffalo	3
Teemu Selanne	3/22/98	@ Ottawa	3
Paul Kariya	1/21/98	vs. Florida	3
Teemu Selanne	11/10/97	vs. San Jose	3
Teemu Selanne	10/26/97	@ N.Y. Rangers	3
Paul Kariya	1/23/97	@ Phoenix	3
Paul Kariya	1/10/97	vs. Buffalo	3
Teemu Selanne	11/1/96	vs. San Jose	3
Garry Valk	3/22/96	@ St. Louis	3
Teemu Selanne	3/17/96	vs. St. Louis	3
Teemu Selanne	2/25/96	vs. San Jose	3
Terry Yake	10/19/93	@ N.Y. Rangers	3

### FOUR-OR-MORE ASSISTS

Player	Date	Opponent	Assists
Teemu Selanne	11/19/06	vs. Phoenix	5
Dmitri Mironov	12/12/97	vs. Washington	5
Andy McDonald	1/11/07	@ Dallas	4
Ryan Getzlaf	3/24/06	vs. Nashville	4
Rob Niedermayer	3/21/04	vs. Detroit	4
Niclas Havelid	1/23/04	vs. Minnesota	4
Matt Cullen	12/15/02	vs. Philadelphia	4
Paul Kariya	2/16/00	vs. Calgary	4
Fredrik Olausson	1/1/99	@ Buffalo	4
Paul Kariya	12/16/98	vs. Nashville	4
Teemu Selanne	12/1/98	@ Pittsburgh	4
Shaun Van Allen	3/9/95	vs. Detroit	4

### 45-OR-MORE SAVES

Goalender	Date	Opponent	Saves	Shots Faced	Final Score
J.S. Giguere	3/21/04	vs. Detroit	51	57	8-6 win
Mikhail Shtalenkov	3/22/98	@ Ottawa	51	53	5-2 win
Guy Hebert	2/1/98	vs. Chicago	47	50	4-3 win (OT)
Ron Tugnutt	11/21/93	@ Edmonton	46	48	4-2 win
Guy Hebert	2/3/00	@ Philadelphia	45	48	3-3 tie (OT)
Dominic Roussel	12/22/98	@ Colorado	45	45	1-0 win
Guy Hebert	12/27/96	@ N.Y. Rangers	45	48	3-2 loss

### ALL-TIME TOP INDIVIDUAL SCORING STREAKS BY DUCKS

#### POINT STREAKS

T. Selanne - 17 gms. (2/3/99-3/10/99), 15-14=29 pts.  
 R. Getzlaf - 15 gms. (12/22/07-1/23/08), 6-16=22 pts.  
 T. Selanne - 15 gms. (2/10/96-3/17/96), 12-12=24 pts.  
 T. Selanne - 13 gms. (1/21/00-2/18/00), 8-14=22 pts.  
 P. Kariya - 12 gms. (3/19/97-4/11/97), 10-9=19 pts.  
 T. Selanne - 12 gms. (12/30/96-1/27/97), 9-10=19 pts.  
 A. McDonald - 11 gms. (1/23/06-2/12/06), 5-13=18  
 P. Kariya - 11 gms. (11/6/98-11/27/98), 7-9=16 pts.  
 T. Selanne - 11 gms. (10/21/97-11/10/97), 17-2=19 pts.

#### GOAL STREAKS

T. Selanne - 11 gms. (10/21/98-11/10/98), 17 goals  
 T. Selanne - 8 gms. (2/17/99-3/5/99), 10 goals  
 P. Kariya - 6 gms. (1/19/00-1/31/00), 10 goals  
 T. Selanne - 5 gms. (11/22/05-11/30/05) 5 goals  
 T. Selanne - 5 gms. (1/21/00-1/31/00), 6 goals  
 F. Olausson - 5 gms. (1/8/99-1/18/99), 5 goals  
 T. Selanne - 5 gms. (1/3/97-1/12/97), 5 goals  
 M. Sillinger - 5 gms. (11/3/95-11/11/95), 5 goals

#### ASSIST STREAKS

S. Niedermayer - 8 gms. (12/26/06-11/07/07), 10 asst.  
 F. Beauchemin - 7 gms. (1/26/06-2/8/06), 8 asst.  
 T. Selanne - 6 gms. (3/26/99-4/7/99), 9 asst.  
 P. Kariya - 7 gms. (12/6/98-12/21/98), 11 asst.  
 G. Valk - 7 gms. (11/9/93-11/22/93), 7 asst.  
 R. Getzlaf - 6 gms. (1/7/08-1/18/08), 10 asst.  
 T. Bertuzzi - 6 gms. 1/7/08-1/18/08), 7 asst.  
 A. McDonald - 6 gms. (12/6/06-12/16/06), 7 asst.  
 C. Pronger - 6 gms. (11/26/06-12/6/06), 7 asst.  
 P. Kariya - 6 gms. (3/16/03-3/30/03), 9 asst.  
 O. Tverdokvov - 6 gms. (1/21/00-2/1/00), 9 asst.  
 P. Kariya - 6 gms. (10/21/00-10/30/00), 7 asst.  
 S. Rucchin - 6 gms. (11/11/98-11/20/98), 7 asst.  
 S. Rucchin - 6 gms. (2/5/97-2/17/97), 7 asst.  
 P. Kariya - 6 gms. (12/30/97-1/10/97), 9 asst.  
 D. Sacco - 6 gms. (12/7/95-12/19/95), 7 asst.  
 P. Kariya - 6 gms. (11/3/95-11/13/95), 8 asst.

# ALL-TIME TOP GAMES BY OPPONENTS

## REGULAR SEASON

### FIVE-OR-MORE POINTS

Player	Date	Opponent	Goals	Assists	Points	+/-
Mike Modano	2/1/95	@ Dallas	2	4	6	+3
Jonathan Cheechoo	4/15/06	@ San Jose	3	2	5	+1
Mike Modano	2/10/02	vs. Dallas	1	4	5	+3
Keith Tkachuk	4/3/98	@ Phoenix	3	2	5	+3
Alexander Mogilny	2/15/96	@ Vancouver	2	3	5	+5
Cliff Ronning	2/15/96	@ Vancouver	1	4	5	+5
Owen Nolan	12/19/95	vs. San Jose	4	1	5	+1
Wayne Gretzky	2/11/95	vs. Los Angeles	2	3	5	+4

### THREE-OR-MORE GOALS

Player	Date	Opponent	Goals
Brett Hull	3/21/01	@ Dallas	4
Joe Nieuwendyk	3/13/98	@ Dallas	4
Owen Nolan	12/19/95	vs. San Jose	4
Mike Knuble	2/2/08	@ Philadelphia	3
Peter Mueller	11/7/07	vs. Phoenix	3
Jonathan Cheechoo	2/1/06	vs. San Jose	3
Alex Ovechkin	1/13/05	vs. Washington	3
Jonathan Cheechoo	12/20/05	@ San Jose	3
Kevyn Adams	12/06/05	vs. Carolina	3
Jason Arnott	11/16/05	vs. Dallas	3
Chris Brown	12/04/02	@ Buffalo	3
Mark Parrish	11/24/01	@ NY Islanders	3
Teemu Selanne	3/29/01	@ San Jose	3
Michal Handzus	12/23/00	@ St. Louis	3
Andrew Cassels	11/8/00	vs. Vancouver	3
Pavol Demitra	2/12/00	@ St. Louis	3
Viktor Kozlov	1/5/00	vs. Florida	3
Keith Tkachuk	4/3/98	@ Phoenix	3
Jeff O'Neill	1/31/97	vs. Hartford	3
Peter Bondra	12/13/96	vs. Washington	3
Martin Rucinsky	11/6/96	vs. Montreal	3
Brian Savage	10/7/96	@ Montreal	3
Alexander Mogilny	12/22/95	vs. Vancouver	3
Pavel Bure	4/11/95	@ Vancouver	3

### FOUR-OR-MORE ASSISTS

Player	Date	Opponent	Assists
Craig Conroy	1/19/04	vs. Calgary	4
Mike Modano	2/10/02	vs. Dallas	4
Niklas Sundstrom	3/29/01	@ San Jose	4
Igor Larionov	11/15/99	@ Detroit	4
Jeremy Roenick	12/19/97	vs. Phoenix	4
Jonathan Cheechoo	4/15/06	@ San Jose	3
Cliff Ronning	2/15/96	@ Vancouver	4
Doug Bodger	12/19/95	vs. San Jose	4
Mike Modano	2/1/95	@ Dallas	4
Adam Oates	3/24/94	@ Boston	4
Igor Larionov	3/6/94	@ San Jose	4

### 45-OR-MORE SAVES

Goalender	Date	Opponent	Saves	Shots Faced	Final Score
Dominik Hasek	1/10/97	vs. Buffalo	47	52	5-2 win
Mike Dunham	10/11/06	vs. NY Islanders	46	50	5-4 loss (SO)
Jamie McLennan	11/17/95	vs. NY Islanders	46	48	2-1 win (OT)
Kelly Hrudey	2/11/94	vs. Los Angeles	46	49	5-3 loss
Rick DiPietro	3/12/04	vs. NY Islanders	45	46	3-1 loss
Steve Shields	11/6/98	vs. San Jose	45	47	2-2 tie (OT)
Dominik Hasek	3/8/96	vs. Buffalo	45	48	3-2 win (OT)



Scott Niedermayer

# DUCKS ALL-TIME LEADERS

## POINTS

	G	A	PTS
<b>Teemu Selanne</b>	<b>325</b>	<b>364</b>	<b>689</b>
Paul Kariya	300	369	669
Steve Rucchin	153	279	432
Andy McDonald	92	167	259
Matt Cullen	65	135	200
<b>Ryan Getzlaf</b>	<b>63</b>	<b>116</b>	<b>179</b>
Oleg Tverdovsky	45	125	170
<b>Chris Kunitz</b>	<b>65</b>	<b>92</b>	<b>157</b>
<b>Scott Niedermayer</b>	<b>36</b>	<b>121</b>	<b>145</b>
Marty McInnis	57	88	147

## GOALS

<b>Teemu Selanne</b>	<b>325</b>
Paul Kariya	300
Steve Rucchin	153
Andy McDonald	92
<b>Chris Kunitz</b>	<b>65</b>
Matt Cullen	65
Petr Sykora	64
<b>Ryan Getzlaf</b>	<b>63</b>
Joe Sacco	62
<b>Corey Perry</b>	<b>59</b>

## ASSISTS

Paul Kariya	369
<b>Teemu Selanne</b>	<b>364</b>
Steve Rucchin	279
Andy McDonald	167
Matt Cullen	135
Oleg Tverdovsky	125
<b>Scott Niedermayer</b>	<b>121</b>
<b>Ryan Getzlaf</b>	<b>116</b>
<b>Chris Kunitz</b>	<b>92</b>
Fredrik Olausson	90

## GAME'S PLAYED

Steve Rucchin	616
Paul Kariya	606
Ruslan Salei	594
<b>Teemu Selanne</b>	<b>582</b>
<b>Samuel Pahlsson</b>	<b>475</b>
Guy Hebert	441
Matt Cullen	427
Vitaly Vishnevski	416
Andy McDonald	391
<b>Jean-Sebastien Giguere</b>	<b>381</b>

## PLUS-MINUS

<b>Teemu Selanne</b>	<b>117</b>
<b>Ryan Getzlaf</b>	<b>55</b>
Paul Kariya	52
<b>Chris Kunitz</b>	<b>51</b>
Bobby Dollas	31

Keith Carney	30
Steve Rucchin	28
<b>Chris Pronger</b>	<b>26</b>
<b>Corey Perry</b>	<b>25</b>
Andy McDonald	24

## PIM

David Karpa	788
Jason Marshall	740
Ruslan Salei	735
<b>Todd Ewen</b>	<b>650</b>
Stu Grimson	583
Warren Rychel	416
Vitaly Vishnevski	403
Kevin Sawyer	363
Garry Valk	312
<b>George Parros</b>	<b>285</b>

## POWER PLAY GOALS

<b>Teemu Selanne</b>	<b>117</b>
Paul Kariya	107
Steve Rucchin	107
Andy McDonald	28
<b>Ryan Getzlaf</b>	<b>25</b>
<b>Scott Niedermayer</b>	<b>25</b>
Marty McInnis	25
<b>Chris Kunitz</b>	<b>23</b>
Fredrik Olausson	22
Petr Sykora	22

## POWER PLAY POINTS

	G	A	PTS
<b>Teemu Selanne</b>	<b>117</b>	<b>161</b>	<b>278</b>
Paul Kariya	107	156	263
Steve Rucchin	58	84	142
Andy McDonald	28	67	95
<b>Ryan Getzlaf</b>	<b>25</b>	<b>66</b>	<b>91</b>
Fredrik Olausson	22	66	88
<b>Scott Niedermayer</b>	<b>25</b>	<b>61</b>	<b>86</b>
Oleg Tverdovsky	18	60	78
<b>Chris Pronger</b>	<b>16</b>	<b>50</b>	<b>66</b>
Marty McInnis	25	39	64

## SHORTHANDED GOALS

Paul Kariya	16
<b>Samuel Pahlsson</b>	<b>9</b>
Steve Rucchin	6
Joe Sacco	6
Bob Corkum	3
Shaun Van Allen	3
<b>Todd Marchant</b>	<b>3</b>

(12 Players tied at 2)

## GOALIE STATS

### GAMES PLAYED

Guy Hebert	441
<b>Jean-Sebastien Giguere</b>	<b>381</b>
Mikhail Shtalenkov	122
Ilya Bryzgalov	69
Martin Gerber	54
Dominic Roussel	51
Steve Shields	33
Ron Tuugnutt	28
<b>Jonas Hiller</b>	<b>23</b>
Tom Askey	7

### GOALS AGAINST AVERAGE

	GP	AVG
<b>Jonas Hiller</b>	<b>23</b>	<b>2.06</b>
Sebastien Caron	1	2.12
Martin Gerber	54	2.13
<b>Jean-Sebastien Giguere</b>	<b>381</b>	<b>2.37</b>
Ilya Bryzgalov	69	2.48
Tom Askey	7	2.64
Steve Shields	33	2.67
Guy Hebert	441	2.75
Dominic Roussel	51	2.85
Michael Wall	4	2.97
Ron Tuugnutt	28	3.00
Mikhail Shtalenkov	122	3.14
Mike O'Neill	1	5.81
Gregg Naumenko	2	6.00

## WINS

<b>Jean-Sebastien Giguere</b>	<b>183</b>
Guy Hebert	173
Mikhail Shtalenkov	34
Ilya Bryzgalov	26
Martin Gerber	17
Dominic Roussel	12
<b>Jonas Hiller</b>	<b>10</b>
Ron Tuugnutt	10
Steve Shields	9
Michael Wall	2

### LOSSES

Guy Hebert	202
<b>Jean-Sebastien Giguere</b>	<b>137</b>
Mikhail Shtalenkov	53
Ilya Bryzgalov	23
Martin Gerber	23
Steve Shields	20
Dominic Roussel	20
Ron Tuugnutt	15
<b>Jonas Hiller</b>	<b>7</b>
Michael Wall	2
Tom Askey	1
Gregg Naumenko	1

## STARTS

Guy Hebert	426
<b>Jean-Sebastien Giguere</b>	<b>369</b>
Mikhail Shtalenkov	100
Ilya Bryzgalov	57
Martin Gerber	47
Dominic Roussel	37
Steve Shields	31
Ron Tuugnutt	26
<b>Jonas Hiller</b>	<b>18</b>
Tom Askey	3
Michael Wall	3
Gregg Naumenko	1

## MINUTES

Guy Hebert	25205
<b>Jean-Sebastien Giguere</b>	<b>22079</b>
Mikhail Shtalenkov	6117
Ilya Bryzgalov	3623
Martin Gerber	2902
Dominic Roussel	2525
Steve Shields	1777
Ron Tuugnutt	1520
<b>Jonas Hiller</b>	<b>1223</b>
Tom Askey	273
Michael Wall	202
Gregg Naumenko	70
Mike O'Neill	31
Sebastien Caron	28

## SHORTHANDED POINTS

	G	A	PTS
Paul Kariya	16	5	21
Steve Rucchin	6	9	15
<b>Samuel Pahlsson</b>	<b>9</b>	<b>4</b>	<b>13</b>
Joe Sacco	6	3	9
Shaun Van Allen	3	3	6
<b>Todd Marchant</b>	<b>3</b>	<b>2</b>	<b>5</b>
Bob Corkum	3	2	5
<b>Sean O'Donnell</b>	<b>1</b>	<b>4</b>	<b>4</b>
<b>Rob Niedermayer</b>	<b>2</b>	<b>2</b>	<b>4</b>
Matt Cullen	2	2	4
Vitaly Vishnevski	1	3	4
Todd Krygier	1	3	4
Marty McInnis	2	2	4
Garry Valk	2	2	4

## GAME-WINNING GOALS

<b>Teemu Selanne</b>	<b>54</b>
Paul Kariya	44
Steve Rucchin	23
Andy McDonald	15
Mike Leclerc	14
<b>Chris Kunitz</b>	<b>13</b>
Niclas Havelid	11
<b>Samuel Pahlsson</b>	<b>10</b>
<b>Ryan Getzlaf</b>	<b>10</b>
<b>Scott Niedermayer</b>	<b>9</b>
<b>Corey Perry</b>	<b>9</b>
Oleg Tverdovsky	9

## SHOTS

Paul Kariya	2455
<b>Teemu Selanne</b>	<b>1975</b>
Steve Rucchin	1150
Andy McDonald	914
Ruslan Salei	872
Matt Cullen	724
Petr Sykora	694
Joe Sacco	636
<b>Samuel Pahlsson</b>	<b>628</b>
Oleg Tverdovsky	598

## OVERTIME GOALS

<b>Teemu Selanne</b>	<b>5</b>
Niclas Havelid	4
Steve Rucchin	3
Oleg Tverdovsky	3
Paul Kariya	3
Alex Hicks	2
Steve Thomas	2
Mike Leclerc	2
Peter Douris	2
<b>Scott Niedermayer</b>	<b>2</b>
<b>Rob Niedermayer</b>	<b>2</b>

### SAVES

Guy Hebert	11813
<b>Jean-Sebastien Giguere</b>	<b>9621</b>
Mikhail Shtalenkov	2777
Ilya Bryzgalov	1499
Martin Gerber	1230
Dominic Roussel	1098
Steve Shields	771
Ron Tuugnutt	536
<b>Jonas Hiller</b>	<b>536</b>
Tom Askey	101
Michael Wall	71
Gregg Naumenko	22
Mike O'Neill	7
Sebastien Caron	5

### SHOTS AGAINST

Guy Hebert	12968
<b>Jean-Sebastien Giguere</b>	<b>10493</b>
Mikhail Shtalenkov	3097
Ilya Bryzgalov	1649
Martin Gerber	1333
Dominic Roussel	1218
Steve Shields	850
Ron Tuugnutt	828
<b>Jonas Hiller</b>	<b>578</b>
Tom Askey	113
Michael Wall	81
Gregg Naumenko	29
Mike O'Neill	10
Sebastien Caron	6

### SHUTOUTS

<b>Jean-Sebastien Giguere</b>	<b>29</b>
Guy Hebert	27
Martin Gerber	3
Mikhail Shtalenkov	3
Dominic Roussel	2
Ilya Bryzgalov	2
Ron Tuugnutt	1

# ALL-TIME LEADERS VS. ANAHEIM

## SKATERS

### GAMES PLAYED

Modano, Mike	61
Sydor, Darryl	61
Zubov, Sergei	57
Doan, Shane	56
Ricci, Mike	55
Marleau, Patrick	54
Blake, Robert	53
Weight, Doug	53
Norstrom, Mattias	52
Laperriere, Ian	51
Lehtinen, Jere	51
Lidstrom, Nicklas	51
Thornton, Scott	51

### GOALS

	GP	G
Hull, Brett	47	32
Tkachuk, Keith	50	26
Modano, Mike	69	24
Shanahan, Brendan	47	23
Iginla, Jarome	44	21
Naslund, Markus	50	20
Nolan, Owen	50	20
Bure, Pavel	27	19
Lehtinen, Jere	57	19
Nieuwendyk, Joe	37	18
Sakic, Joe	44	18
Doan, Shane	64	18

### ASSISTS

	GP	G
Modano, Mike	69	52
Zubov, Sergei	61	36
Weight, Doug	54	35
Lidstrom, Nicklas	55	32
Larionov, Igor	35	29
Sakic, Joe	44	29
Naslund, Markus	50	29
Ronning, Cliff	44	28
Fleury, Theo	37	26
Robitaille, Luc	50	26

### POINTS

	GP	G	A	PTS
Modano, Mike	69	24	52	76
Hull, Brett	47	32	22	54
Naslund, Markus	50	20	29	49
Tkachuk, Keith	50	26	21	47
Sakic, Joe	44	18	29	47
Zubov, Sergei	61	10	36	46
Nolan, Owen	50	20	25	45
Weight, Doug	54	10	35	45
Lehtinen, Jere	57	19	24	43
Roenick, Jeremy	54	17	25	42
Lidstrom, Nicklas	55	10	32	42

### PENALTY MINUTES

	GP	PIM
Doan, Shane	64	141
Odgers, Jeff	34	117
Tkachuk, Keith	50	116
Barnaby, Matthew	23	110
Blake, Rob	61	95
Roenick, Jeremy	54	94
Nazarov, Andrei	30	87
O'Donnell, Sean	40	87
Marchment, Bryan	42	81
Laperriere, Ian	55	80

## GOALTENDERS

### GAMES PLAYED

Joseph, Curtis	37
Nabokov, Evgeni	37
Belfour, Ed	36
Turco, Marty	33
Khabibulin, Nikolai	28
Roy, Patrick	27
Potvin, Felix	25
Vernon, Mike	25
Hasek, Dominik	24
Thibault, Jocelyn	24

### WINS

	GP	W
Belfour, Ed	36	23
Nabokov, Evgeni	37	18
Turco, Marty	33	17
Potvin, Felix	25	15
Joseph, Curtis	37	15
Vernon, Mike	25	14
Roy, Patrick	27	13
Osgood, Chris	17	12
Brodeur, Martin	18	11
Burke, Sean	20	11
Hasek, Dominik	24	11
Khabibulin, Nikolai	28	11

### GOALS AGAINST AVG.

(minimum: 10 games)

	GP	MIN	AVG
Belfour, Ed	36	2094	1.89
Brodeur, Martin	18	1032	1.92
Fernandez, Manny	15	903	1.93
Aebischer, David	11	671	1.97
Turek, Roman	15	912	1.97
Legace, Manny	17	912	2.04
Hackett, Jeff	13	729	2.06
Turco, Marty	33	1922	2.12
Salo, Tommy	19	1100	2.13
Hasek, Dominik	24	1464	2.13

### SAVE PERCENTAGE

(minimum: 10 games)

	GP	GA	SOG	SV%
Fernandez, Manny	15	29	425	.932
McLean, Kirk	16	34	473	.928
Kiprusoff, Miikka	14	28	382	.927
Turek, Roman	15	30	408	.926
Hasek, Dominik	24	52	698	.926
Luongo, Roberto	13	24	322	.925
Brodeur, Martin	18	33	441	.925
Salo, Tommy	19	39	515	.924
Hackett, Jeff	13	25	325	.923
Roy, Patrick	27	62	784	.921



# STATISTICS OF FORMER DUCKS

## SKATERS

(AMONG PLAYERS THAT PLAYED IN AT LEAST ONE GAME WITH ANAHEIM)

PLAYER	SEASONS	POS-NO.	GP	G	A	PTS	PIM	+/-
<b>Aalto, Antti</b>	1997-01	C - 44/14	151	11	17	28	52	-25
Selected by Anaheim in the sixth round (134th overall) of the 1993 NHL Entry Draft. Became a free agent, July 1, 2001.								
<b>Antoski, Shawn</b>	1996-98	LW - 19/11	11	1	0	1	20	+2
Acquired from Pittsburgh with Dmitri Mironov in exchange for Alex Hicks and Fredrik Olausson, Nov. 19, 1996. Became a free agent, July 1, 1998.								
<b>Armstrong, Chris</b>	2003-04	D - 41	4	0	1	1	0	-1
Signed as a free agent, June 26, 2003. Became a free agent, July 1, 2004.								
<b>Balmochnykh, Maxim</b>	1999-00	RW - 18	6	0	1	1	2	+2
Selected by Anaheim in the second round (45th overall) of the 1997 NHL Entry Draft. Traded to New Jersey with Oleg Tverdovsky and Jeff Friesen for Petr Sykora, Mike Commodore, J.F. Dampousse and Igor Pohanka, July 6, 2002.								
<b>Banham, Frank</b>	1996-98	RW - 29	27	9	2	11	14	-8
Signed as a free agent, Jan. 22, 1996. Became a free agent, July 1, 2000.								
<b>Bannister, Drew</b>	1997-98 & 2001-02	D - 5/36	28	0	6	6	47	-2
Acquired from Edmonton in exchange for Bobby Dollas, Jan. 9, 1998. Traded to Tampa Bay in exchange for a fifth-round selection in the 2000 NHL Entry Draft, Dec. 10, 1998. Signed as a free agent, July 27, 2001. Became a free agent, July 1, 2002.								
<b>Baumgartner, Ken</b>	1996-97	LW/D - 24/22	79	0	12	12	223	0
Acquired from Toronto in exchange for Winnipeg's fourth-round selection (Kim Staal), Mar. 20, 1996. Became a free agent, July 1, 1997.								
<b>Bawa, Robin</b>	1993-94	RW - 26	12	0	1	1	7	-3
Acquired from Boston in the 1993 NHL Expansion Draft from San Jose. Became a free agent, July 1, 1994.								
<b>Bellows, Brian</b>	1996-97	LW - 23	62	15	13	28	22	-11
Acquired from Tampa Bay in exchange for a sixth-round selection in the 1997 NHL Entry Draft, Nov. 18, 1996. Became a free agent, July 1, 1997.								
<b>Bergeron, Marc-Andre</b>	2007-08	D - 7	9	0	1	1	4	-2
Acquired from NY Islanders in exchange for a third-round selection in the 2008 NHL Entry Draft, Feb. 26, 2008. Traded to Minnesota in exchange for a third-round selection in the 2008 NHL Entry Draft, June 10, 2008.								
<b>Bertuzzi, Todd</b>	2007-08	LW - 4	68	14	26	40	97	+8
Signed as a free agent, July 2, 2007. Became a free agent, June 28, 2008.								
<b>Bets, Maxim</b>	1993-94	LW - 43	3	0	0	0	0	-3
Acquired from St. Louis with a sixth-round selection in the 1995 NHL Entry Draft in exchange for Alexei Kasatonov on Mar. 21, 1994. Became a free agent, July 1, 1996.								
<b>Bochenski, Brandon</b>	2007-08	RW - 12	12	2	2	4	6	+2
Acquired from Boston in exchange for Shane Hnidy and a sixth-round selection in the 2008 NHL Entry Draft, Jan. 2, 2008. Traded to Nashville for future considerations, Feb. 26, 2008.								
<b>Brennan, Kip</b>	2005-06	LW - 37	12	0	1	1	35	-2
Acquired from Atlanta in exchange for Mark Popovic, Aug. 25, 2005. Became a free agent, July 1, 2006.								
<b>Brimanis, Aris</b>	2001-02	D - 37	5	0	0	0	9	-1
Signed as a free agent, Aug. 1, 2001. Became a free agent July 1, 2002.								
<b>Brent, Tim</b>	2006-07	C - 47	15	1	0	1	6	-5
Selected by Anaheim in the second round (37th overall) of the 2002 NHL Entry Draft. Re-entered NHL Draft. Selected again by Anaheim in the third round (75th overall) of the 2004 NHL Entry Draft. Traded to Pittsburgh in exchange for Stephen Dixon, July 20, 2007.								
<b>Brown, Mike</b>	2002-03	LW - 44	16	1	1	2	44	0
Claimed off waivers from Vancouver, Oct. 10, 2002. Became a free agent, July 1, 2003.								
<b>Burnett, Garrett</b>	2003-04	LW - 55	39	1	2	3	184	0
Signed as a free agent, July 25, 2003. Became a free agent, July 1, 2004.								
<b>Butsayev, Viacheslav</b>	1995-96	C - 15	7	1	0	1	0	-4
Signed as a free agent, Oct. 20, 1995. Became a free agent, July 1, 1996.								
<b>Bylsma, Dan</b>	2000-04	RW - 21	209	10	22	32	62	-11
Signed as a free agent, July 13, 2000. Became a free agent, July 1, 2004.								
<b>Campbell, Jim</b>	1995-96	C - 21	16	2	3	5	36	0
Acquired from Montreal in exchange for Robert Dirk, Jan. 21, 1996. Became a free agent, July 1, 1996.								
<b>Carnback, Patrik</b>	1993-96	LW/C - 21	148	24	38	62	120	-13
Acquired from Montreal with Todd Ewen in exchange for a third-round selection in the 1994 NHL Entry Draft, Aug. 10, 1993. Became a free agent, July 1, 1996.								
<b>Carney, Keith</b>	2001-06	D - 3	291	13	48	61	185	+30
Acquired from Phoenix in exchange for a second-round selection in the 2001 NHL Entry Draft, June 19, 2001. Traded to Vancouver with Juha Alen in exchange for Brett Skinner and a second-round selection in the 2006 NHL Entry Draft, Mar. 9, 2006.								

# STATISTICS OF FORMER DUCKS

PLAYER	SEASONS	POS-NO.	GP	G	A	PTS	PIM	+/-
<b>Christov, Stanislav</b>	2002-04 & 2006-07	LW - 23/24	136	14	34	48	80	-12
Selected by Anaheim in the first round (5th overall) of the 2001 NHL Entry Draft. Traded to Boston in exchange for a third-round selection in the 2008 NHL Entry Draft, Nov. 13, 2006.								
<b>Chouinard, Marc</b>	2000-03	C - 32/11	159	10	13	23	62	-12
Acquired from Winnipeg with Teemu Selanne and a fourth-round selection in the 1996 NHL Entry Draft in exchange for Chad Kilger, Oleg Tverdovsky and a third-round selection in the 1996 NHL Entry Draft, Feb. 7, 1996. Became a free agent, July 1, 2003.								
<b>Corkum, Bob</b>	1993-96	C - 20/19	168	38	44	82	69	-3
Acquired in the 1993 NHL Expansion Draft from Buffalo. Traded to Philadelphia in exchange for Chris Herperger and a seventh-round selection in the 1997 NHL Entry Draft, Feb. 6, 1996.								
<b>Crowley, Mike</b>	1997-01	D - 38/25	67	5	15	20	44	-26
Acquired from Philadelphia with Anatoli Semenov for Brian Wessenberg, Mar. 19, 1996. Became a free agent, July 1, 2001.								
<b>Cullen, Matt</b>	1997-03	C - 45/11/17	427	65	135	200	168	-39
Selected by Anaheim in the second round (35th overall) of the 1996 NHL Entry Draft. Traded to Florida with Pavel Trnka and a fourth-round selection in the 2003 NHL Entry Draft in exchange for Sandis Ozolinsh and Lance Ward, Jan. 30, 2003.								
<b>Cummins, Jim</b>	2000-02	RW - 19/15	81	5	6	11	167	-12
Signed as a free agent, July 5, 2000. Traded to the NY Islanders in exchange for Dave Roche, Jan. 14, 2002.								
<b>Daigneault, J.J.</b>	1997-98	D - 36	66	4	24	28	50	-5
Acquired from Pittsburgh in exchange for Garry Valk, Feb. 21, 1997. Traded to NY Islanders with Mark Janssens and Joe Sacco in exchange for Travis Green, Doug Houda and Tony Tuzzolino, Feb. 6, 1998.								
<b>Davidsson, Johan</b>	1998-00	C - 22	69	4	5	9	16	-9
Selected by Anaheim in the second round (28th overall) of the 1994 NHL Entry Draft. Traded to NY Islanders with future considerations in exchange for Jorgen Jonsson, Mar. 11, 2000.								
<b>Dipenta, Joe</b>	2005-08	D - 33	171	5	16	21	110	+12
Signed as a free agent, Aug. 11, 2005. Became a free agent, July 1, 2008.								
<b>Dirk, Robert</b>	1994-96	D - 5	82	2	5	7	98	+5
Acquired from Chicago in exchange for a fourth-round selection in the 1995 NHL Entry Draft, July 12, 1994. Traded to Montreal in exchange for Jim Campbell, Jan. 21, 1996.								
<b>Dollas, Bobby</b>	1993-98	D - 2	305	28	61	89	213	+31
Acquired in the 1993 NHL Expansion Draft from Detroit. Traded to Edmonton in exchange for Drew Bannister, Jan. 9, 1998.								
<b>Donato, Ted</b>	1999-00	LW - 21	81	11	19	30	26	-3
Acquired from Ottawa with the rights to Antti-Jussi Niemi in exchange for Patrick Lalime, June 18, 1999. Became a free agent, July 1, 2000.								
<b>Douris, Peter</b>	1993-96	RW - 16	151	30	40	70	42	-4
Signed as a free agent, July 22, 1993. Became a free agent, July 1, 1996.								
<b>Drury, Ted</b>	1996-99	C - 13/18	232	21	26	47	225	-18
Acquired from Ottawa with the rights to Marc Moro in exchange for Shaun Van Allen and Jason York, Oct. 1, 1996. Traded to NY Islanders in exchange for Tony Hrkac and Dean Malkoc, Oct. 29, 1999.								
<b>Ewen, Todd</b>	1993-96	RW - 36	153	13	12	25	650	-14
Acquired from Montreal with Patrik Carnback in exchange for a third-round selection in the 1994 NHL Entry Draft, Aug. 10, 1993. Became a free agent, July 1, 1996.								
<b>Fedorov, Sergei</b>	2003-05	C - 91	85	31	35	66	44	-6
Signed as a free agent, July 19, 2003. Traded to Columbus with a fifth-round selection in the 2006 NHL Entry Draft in exchange for Tyler Wright and Francois Beauchemin, Nov. 16, 2005.								
<b>Fedoruk, Todd</b>	2005-06	LW - 29	86	4	22	26	210	+8
Acquired from Philadelphia in exchange for a second-round selection in the 2005 NHL Entry Draft, July 29, 2005. Traded to Philadelphia in exchange for a fourth-round selection in the 2007 NHL Entry Draft, Nov. 13, 2006.								
<b>Fedotov, Anatoli</b>	1993-94	D - 34	3	0	0	0	0	-3
Selected by Anaheim in the 10th round (238th overall) of the 1993 NHL Entry Draft. Retired in Sept., 1994.								
<b>Ferguson, Scott</b>	1998-99	D - 21	2	0	1	1	0	0
Signed as a free agent, July 22, 1998. Became a free agent, July 1, 2000.								
<b>Ferner, Mark</b>	1993-95	D - 3	64	3	6	9	36	-20
Acquired in the 1993 NHL Expansion Draft from Ottawa. Traded to Detroit with Stu Grimson in exchange for Mike Sillinger and Jason York on Apr. 4, 1995.								
<b>Friesen, Jeff</b>	2000-02 & 2005-06	LW - 11/12	114	20	39	59	62	-7
Acquired from San Jose with Steve Shields and future considerations in exchange for Teemu Selanne, Mar. 5, 2001. Traded to New Jersey with Oleg Tverdovsky and Maxim Balmochnykh for Petr Sykora, Mike Commodore, J.F. Dampousse and Igor Pohanka, July 6, 2002. Acquired from Washington in exchange for a second-round selection in the 2006 NHL Entry Draft, Mar. 9, 2006. Became a free agent, July 1, 2006.								
<b>Gavey, Aaron</b>	2005-06	C - 40	5	0	0	0	2	0
Signed as a free agent, Sept. 12, 2005. Became a free agent, July 1, 2006.								

# STATISTICS OF FORMER DUCKS

PLAYER	SEASONS	POS.-NO.	GP	G	A	PTS	PIM	+/-
<b>Glencross, Curtis</b>	2006-07	C - 46	2	1	0	1	2	-1
Signed as a free agent, Mar. 25, 2004. Traded to Columbus with Zenon Konopka and a conditional seventh-round selection in 2007 or 2008 in exchange for Joe Motzko, Mark Hartigan and a fourth-round selection in the 2007 NHL Entry Draft, Jan. 26, 2007.								
<b>Green, Travis</b>	1998-99 & 2006-07	C - 39	108	19	29	48	103	-14
Acquired from NY Islanders with Doug Houda and Tony Tuzzolino in exchange for J.J. Daigneault, Mark Janssens and Joe Sacco, Feb. 6, 1998. Traded to Phoenix with a first-round selection (Scott Kelman) in the 1999 NHL Entry Draft in exchange for Oleg Tverdovsky, June 26, 1999. Signed as a free agent, Aug. 10, 2006. Claimed off waivers by Toronto, Jan. 10, 2007.								
<b>Grimson, Stu</b>	1993-95 & 1998-00	LW - 32	231	5	8	13	583	-13
Acquired by Anaheim in the 1993 NHL Expansion Draft from Detroit. Traded to Detroit with Mark Ferner and a sixth-round selection in the 1996 NHL Entry Draft in exchange for Mike Sillinger and Jason York, Apr. 4, 1995. Acquired from Carolina with Kevin Haller in exchange for David Karpa and a fourth-round selection in the 2000 NHL Entry Draft, Aug. 11, 1998. Became a free agent, July 1, 2000.								
<b>Haller, Kevin</b>	1998-00	D - 5	149	4	11	15	183	-9
Acquired from Carolina with Stu Grimson for David Karpa and a fourth-round selection in the 2000 NHL Entry Draft, Aug. 11, 1998. Became a free agent July 1, 2000.								
<b>Hankinson, Casey</b>	2003-04	LW - 48	4	0	0	0	4	0
Signed as a free agent, June 25, 2003. Became a free agent, July 1, 2004.								
<b>Hartigan, Mark</b>	2007	C - 13	12	1	2	3	6	+1
Acquired from Columbus with Joe Motzko and a fourth-round selection in the 2007 NHL Entry Draft in exchange for Curtis Glencross, Zenon Konopka and a seventh-round selection in either the 2007 or 2008 NHL Entry Draft, Jan. 26, 2007. Became a free agent, July 1, 2007.								
<b>Havelid, Niclas</b>	1999-04	D - 28	310	24	61	85	152	-42
Selected by Anaheim in the third round (83rd overall) of the 1999 NHL Entry Draft. Traded to Atlanta in exchange for Kurtis Foster, June 26, 2004.								
<b>Hedstrom, Jonathan</b>	2002-03 & 2005-06	RW - 51/17	83	13	14	27	48	+1
Acquired from Toronto in exchange for a sixth- and seventh-round selection in the 2000 NHL Entry Draft, June 25, 2000. Retired in Aug. 2006.								
<b>Hicks, Alex</b>	1995-96	LW - 32	82	12	17	29	51	+12
Signed as a free agent, Aug. 23, 1995. Traded to Pittsburgh with Fredrik Olausson in exchange for Shawn Antoski and Dmitri Mironov, Nov. 19, 1996.								
<b>Hill, Sean</b>	1993-94	D - 6	68	7	20	27	78	-12
Acquired in the 1993 NHL Expansion Draft from Montreal. Traded to Ottawa in exchange for a third-round selection in the 1994 NHL Entry Draft, June 29, 1994.								
<b>Hnidy, Shane</b>	2007-08	D - 7	33	1	2	3	30	+2
Signed as a free agent, July 5, 2007. Traded to Boston with a sixth-round selection in the 2008 NHL Entry Draft in exchange for Brandon Bochenski, Jan. 2, 2008.								
<b>Holan, Milos</b>	1995-96	D - 7	41	4	10	14	38	-8
Acquired from Philadelphia in exchange for Anatoli Semenov, Mar. 8, 1995. Retired due to illness after the 1995-96 season.								
<b>Holmqvist, Michael</b>	2003-04	C - 18	21	2	0	2	25	-6
Selected by Anaheim in the first round (18th overall) of the 1997 NHL Entry Draft. Traded to Chicago in exchange for Travis Moen on July 30, 2005.								
<b>Houda, Doug</b>	1997-98	D - 6	24	1	2	3	52	-5
Acquired from NY Islanders with Travis Green and Tony Tuzzolino in exchange for J.J. Daigneault, Mark Janssens and Joe Sacco, Feb. 6, 1998. Traded to Detroit in exchange for future considerations, Oct. 8, 1998.								
<b>Houlder, Bill</b>	1993-94	D - 23	80	14	25	39	40	-18
Acquired in the 1993 NHL Expansion Draft from Buffalo. Traded to St. Louis in exchange for Jason Marshall, Aug. 29, 1994.								
<b>Hrkac, Tony</b>	1999-01	C - 15	140	17	32	49	37	-2
Acquired from NY Islanders with Dean Malkoc in exchange for Ted Drury, Oct. 29, 1999. Became a free agent, July 1, 2001.								
<b>Janssens, Mark</b>	1997-98	C - 24/18	67	4	7	11	163	-25
Acquired from Hartford in exchange for Bates Battaglia and a fourth-round selection in the 1998 NHL Entry Draft, Mar. 18, 1997. Traded to NY Islanders with J.J. Daigneault and Joe Sacco in exchange for Travis Green, Doug Houda and Tony Tuzzolino, Feb. 6, 1998.								
<b>Johnson, Craig</b>	2003-04	LW - 27	39	1	2	3	14	-4
Signed as a free agent, Sept. 9, 2003. Claimed on waivers by Toronto, Jan. 9, 2004.								
<b>Jomphe, J.F.</b>	1995-98	C - 46	104	10	29	39	100	-1
Signed as a free agent, Sept. 27, 1993. Traded to Phoenix in exchange for Jim McKenzie, June 18, 1998.								
<b>Kariya, Paul</b>	1995-03	LW - 9	606	300	369	669	213	+52
Selected by Anaheim in the first round (fourth overall) of the 1993 NHL Entry Draft. Became a free agent, July 1, 2003.								
<b>Karpa, David</b>	1995-98	D - 15/17/33	245	7	43	50	788	+5
Acquired from Quebec in exchange for a conditional selection in the 1997 NHL Entry Draft (fourth), Mar. 8, 1995. Traded to Carolina with a fourth-round selection in the 2000 NHL Entry Draft in exchange for Stu Grimson and Kevin Haller, Aug. 11, 1998.								

# STATISTICS OF FORMER DUCKS

PLAYER	SEASONS	POS-NO.	GP	G	A	PTS	PIM	+/-
<b>Karpov, Valeri</b>	1994-97	RW - 11	76	14	15	29	32	-7
Selected by Anaheim in the third round (56th overall) of the 1993 NHL Entry Draft. Became a free agent, July 1, 1997.								
<b>Kasatonov, Alexei</b>	1993-94	D - 7	55	4	18	22	43	-8
Acquired in the 1993 NHL Expansion Draft from New Jersey. Traded to St. Louis in exchange for Maxim Bets and a sixth-round selection in the 1995 NHL Entry Draft, Mar. 21, 1994.								
<b>Kilger, Chad</b>	1995-96	C - 8	45	5	7	12	22	-2
Selected by Anaheim in the first round (fourth overall) of the 1995 NHL Entry Draft. Traded to Winnipeg with Oleg Tverdovsky and a third-round selection in the 1996 NHL Entry Draft in exchange for Teemu Selanne, Marc Chouinard and a fourth-round selection in the 1996 NHL Entry Draft, Feb. 7, 1996.								
<b>King, Steven</b>	1993-96	RW - 17/24	43	10	3	13	59	-8
Acquired in the 1993 NHL Expansion Draft from NY Rangers. Became a free agent, July 1, 1996.								
<b>Kjellberg, Patric</b>	2001-03	RW - 18	141	15	19	34	26	-18
Acquired from Nashville in exchange for Petr Tenkrat, Nov. 1, 2001. Became a free agent, July 1, 2003.								
<b>Knutsen, Espen</b>	1997-98	C - 47/21	19	3	0	3	6	-10
Acquired from Hartford in exchange for Kevin Brown, Oct. 1, 1996. Traded to Columbus in exchange for a fourth-round selection in the 2001 NHL Entry Draft, May 25, 2000.								
<b>Kohn, Ladislav</b>	1999-01	RW - 29	128	9	19	28	69	-32
Acquired from Atlanta in exchange for an eighth-round selection in the 2000 NHL Entry Draft, Sept. 27, 1999. Traded to Atlanta for Sergei Vyshedkevich and Scott Langkow, Feb. 9, 2001.								
<b>Kondratiev, Maxim</b>	2007-08	D - 20	4	0	0	0	0	-2
Acquired from NY Rangers in exchange Petr Sykora and a fourth-round selection in the 2007 NHL Entry Draft, Jan. 8, 2006. Placed on waivers, Jan. 30, 2008.								
<b>Konopka, Zenon</b>	2005-06	C - 25	23	4	3	7	48	-4
Signed as a free agent, Sept. 1, 2004. Traded to Columbus with Curtis Glencross and a selection in either the 2007 or 2008 NHL Entry Draft in exchange for Mark Hartigan, Joe Motzko and a fourth-round selection in the 2007 NHL Entry Draft, Jan. 26, 2007.								
<b>Krivokrasov, Sergei</b>	2001-02	RW - 23	17	1	2	3	19	-1
Acquired from Minnesota in exchange for a seventh-round selection in the 2002 NHL Entry Draft and future considerations, Nov. 1, 2001. Became a free agent July 1, 2002.								
<b>Krog, Jason</b>	2002-04	C - 10	147	16	27	43	28	-3
Signed as a free agent, July 17, 2002. Became a free agent, July 1, 2004.								
<b>Krygier, Todd</b>	1994-96	LW - 25	95	20	39	59	80	-8
Acquired from Washington in exchange for a fourth-round selection in the 1996 NHL Entry Draft, Feb. 2, 1995. Traded to Washington in exchange for Mike Torchia, Mar. 8, 1996.								
<b>Kurvers, Tom</b>	1994-95	D - 24	22	4	3	7	6	-13
Acquired from NY Islanders in exchange for Troy Loney, June 29, 1994. Became a free agent, July 1, 1995.								
<b>Kurri, Jari</b>	1996-97	RW/C - 17	82	13	22	35	12	-13
Signed as a free agent, Aug. 14, 1996. Became a free agent, July 1, 1997.								
<b>Ladouceur, Randy</b>	1993-96	D - 29	188	4	16	20	157	+14
Acquired in the 1993 NHL Expansion Draft from Hartford. Retired from the NHL after the 1995-96 season.								
<b>Lambert, Denny</b>	1994-96 & 2001-02	LW - 42/27	119	3	16	19	272	+2
Signed as a free agent, Aug. 16, 1993. Became a free agent, July 1, 1996. Acquired from Atlanta in exchange for future considerations, July 2, 2001. Became a free agent, July 1, 2002.								
<b>Lebeau, Stephan</b>	1993-95	C - 47	60	14	20	34	26	+1
Acquired from Montreal in exchange for Ron Tugnutt, Feb. 20, 1994. Became a free agent, July 1, 1995.								
<b>LeBoutillier, Peter</b>	1996-98	RW - 52	35	2	1	3	176	-1
Selected by Anaheim in the sixth round (133rd overall) of the 1995 NHL Entry Draft. Became a free agent, July 1, 2000.								
<b>LeClerc, Mike</b>	1996-04	LW - 12	291	54	78	132	251	-43
Selected by Anaheim in the third round (55th overall) of the 1995 NHL Entry Draft. Traded to Phoenix in exchange for a conditional selection in the 2007 NHL Entry Draft, Aug. 23, 2005.								
<b>Lilly, John</b>	1993-96	RW - 48/27	23	3	8	11	13	+2
Signed as a free agent, Mar. 9, 1994. Became a free agent, July 1, 1996.								
<b>Loach, Lonnie</b>	1993-94	LW - 27	3	0	0	0	2	-2
Acquired in the 1993 NHL Expansion Draft from Los Angeles. Became a free agent, July 1, 1994.								
<b>Loney, Troy</b>	1993-94	LW - 24	62	13	6	19	88	-5
Acquired in the 1993 NHL Expansion Draft from Pittsburgh. Traded to the NY Islanders in exchange for Tom Kurvers, June 29, 1994.								
<b>Lupul, Joffrey</b>	2003-06	RW - 15	156	41	46	87	76	-19
Selected by Anaheim in the first round (seventh overall) of the 2002 NHL Entry Draft. Traded to Edmonton with Ladislav Smid, a first-round selection in the 2007 NHL Entry Draft, a second-round selection in the 2008 NHL Entry Draft and a conditional selection in exchange for Chris Pronger, July 3, 2006.								

# STATISTICS OF FORMER DUCKS

PLAYER	SEASONS	POS-NO.	GP	G	A	PTS	PIM	+/-
<b>Marha, Josef</b>	1997-99	C - 10	22	7	5	12	0	0
Acquired from Colorado in exchange for Warren Rychel and a conditional selection in the 1999 NHL Entry Draft, Mar. 24, 1998. Traded to Chicago in exchange for future considerations, Jan. 28, 1999.								
<b>Marshall, Jason</b>	1995-01 & 2005-06	D - 23/28/6	370	8	34	42	740	-26
Acquired from St. Louis in exchange for Bill Houlder, Aug. 29, 1994. Traded to Washington in exchange for Alexei Tezikov and a fourth-round selection in the 2001 NHL Entry Draft, Mar. 13, 2001. Signed as a free agent, Aug. 8, 2005. Became a free agent, July 1, 2006.								
<b>Martensson, Tony</b>	2003-04	C - 46	6	1	1	2	0	-2
Selected in the seventh round (224th overall) of the 2001 NHL Entry Draft. Signed as a free agent by Linköping (Sweden), May 17, 2004.								
<b>McDonald, Andy</b>	2000-07	C - 19	391	92	167	259	162	+24
Signed as a free agent, Apr. 3, 2000. Traded to St. Louis in exchange for Doug Weight, Michel Birner and a seventh-round selection in the 2008 NHL Entry Draft, Dec. 14, 2007								
<b>McInnis, Marty</b>	1998-2002	RW - 16	272	57	88	145	127	-53
Acquired from Chicago in exchange for a fourth-round selection in the 2000 NHL Entry Draft, Oct. 27, 1998. Traded to Boston in exchange for a third-round selection in the 2002 NHL Entry Draft, Mar. 5, 2002.								
<b>McKay, Scott</b>	1993-94	C - 45	1	0	0	0	0	0
Signed as a free agent, Aug. 2, 1993. Became a free agent, July 1, 1995.								
<b>McKenzie, Jim</b>	1998-00	LW - 33	104	8	7	15	147	-23
Acquired from Phoenix in exchange for J.F. Jomphe, June 18, 1998. Claimed by Washington off NHL waivers Jan. 20, 2000.								
<b>McSween, Don</b>	1994-96	D - 39/6	37	3	9	12	43	+4
Signed as a free agent on Jan. 12, 1994. Became a free agent, July 1, 1996.								
<b>Mikulchik, Oleg</b>	1995-96	D - 44	8	0	0	0	4	-2
Signed as a free agent, July 28, 1995. Became a free agent, July 1, 1996.								
<b>Miller, Kip</b>	1999-00	C - 11	30	6	17	23	4	+1
Acquired from Pittsburgh in exchange for future considerations, Jan. 29, 2000. Became free agent on July 1, 2000.								
<b>Mironov, Dmitri</b>	1996-98	D - 15	128	18	64	82	192	+13
Acquired from Pittsburgh with Shawn Antoski in exchange for Alex Hicks and Fredrik Olausson, Nov. 19, 1996. Traded to Detroit in exchange for Jamie Pushor and a fourth-round selection in the 1998 NHL Entry Draft, Mar. 24, 1998.								
<b>Moran, Ian</b>	2006-07	D - 18	1	0	0	0	0	-1
Signed as a free agent, Aug. 15, 2006. Signed with Eisbaren Berlin of the German Elite League, Jan. 25, 2007.								
<b>Moro, Marc</b>	1997-98	D - 37	1	0	0	0	0	0
Acquired from Ottawa with Ted Drury in exchange for Shaun Van Allen and Jason York, Oct. 1, 1996. Traded to Nashville with Chris Mason in exchange for Dominic Roussel, Oct. 5, 1998.								
<b>Motzko, Joe (playoffs only)</b>	2006-07	RW - 46	3	0	0	0	0	+2
Acquired from Columbus with Mark Hartigan and a 2007 fourth-round selection in exchange for Curtis Glencross, Zenon Konopka and a seventh-round selection in the 2007 or 2008 NHL Entry Draft, Jan. 26, 2007. Became free agent, July 1, 2007.								
<b>Mowers, Mark</b>	2007	RW - 48/28	17	1	0	1	8	+0
Acquired from Boston in exchange for Nathan Saunders and Brett Skinner, Sept. 24, 2007. Became a free agent, Nov. 30, 2007.								
<b>Nazarov, Andrei</b>	2000-01	RW - 26	16	1	0	1	29	-9
Acquired from Calgary with a second-round selection in the 2001 NHL Entry Draft in exchange for Jordan Leopold, Sept. 26, 2000. Traded to Boston with Patrick Traverse in exchange for Samuel Pahlsson, Nov. 18, 2000.								
<b>Nieckar, Barry</b>	1996-98	LW - 42	8	0	0	0	21	0
Signed as a free agent, Oct. 4, 1996. Became a free agent, July 1, 1998.								
<b>Nielsen, Jeff</b>	1997-00	RW - 19	191	17	19	36	64	-9
Signed as a free agent, Aug. 11, 1997. Selected by Minnesota in the 2000 NHL Expansion Draft, June 23, 2000.								
<b>Nikulin, Igor</b>	1996-97	RW - 21	1	0	0	0	0	0
Selected by Anaheim in the fifth round (107th overall) of the 1995 NHL Entry Draft. Became a free agent, July 1, 1999.								
<b>Norris, Dwayne</b>	1995-96	RW - 28	3	0	1	1	2	0
Signed as a free agent, Nov. 3, 1995. Became a free agent, July 1, 1996.								
<b>Oates, Adam</b>	2002-03	C - 77	67	9	36	45	16	-1
Signed as a free agent, July 1, 2002. Became a free agent, July 1, 2003.								
<b>O'Brien, Shane</b>	2006-07	D - 37	62	2	12	14	140	+5
Selected by Anaheim in the eighth round (250th overall) of the 2003 NHL Entry Draft. Traded to Tampa Bay with a third-round selection in the 2007 NHL Entry Draft in exchange for Gerald Coleman and a first-round selection in the 2007 NHL Entry Draft, Feb. 24, 2007.								
<b>O'Connor, Myles</b>	1993-94	D - 44	5	0	1	1	6	0
Signed as a free agent, July 22, 1993. Became a free agent, July 1, 1995.								
<b>Oksiuta, Roman</b>	1995-97	RW - 28/10	42	13	12	25	31	-10
Acquired from Vancouver in exchange for Mike Sillinger, Mar. 15, 1996. Traded to Pittsburgh in exchange for Richard Park, Mar. 18, 1997.								
<b>Olausson, Fredrik</b>	1995-96, 1998-00 & 2002-03	D - 2/4	244	37	90	127	112	+6
Acquired on waivers from Edmonton, Jan. 16, 1996. Traded to Pittsburgh with Alex Hicks in exchange for Shawn Antoski and Dmitri Mironov, Nov. 19, 1996. Signed as a free agent, Aug. 28, 1998. Retired from the NHL, Apr. 10, 2000. Signed as a free agent, July 12, 2002. Became a free agent, July 1, 2003.								



# STATISTICS OF FORMER DUCKS

PLAYER	SEASONS	POS-NO.	GP	G	A	PTS	PIM	+/-
<b>O'Sullivan, Chris</b>	2002-03	D - 37	2	0	1	1	0	0
Signed as a free agent, July 20, 2002. Became a free agent, July 1, 2003.								
<b>Ozolinsh, Sandis</b>	2003-06	D - 8	84	13	27	40	48	-1
Acquired from Florida with Lance Ward in exchange for Pavel Trnka, Matt Cullen and a fourth-round selection in the 2003 NHL Entry Draft, Jan. 30, 2003. Traded to NY Rangers in exchange for a third-round selection in the 2006 NHL Entry Draft, Mar. 9, 2006.								
<b>Park, Richard</b>	1997-98	C - 32	26	1	3	4	18	-3
Acquired from Pittsburgh in exchange for Roman Oksiuta, Mar. 18, 1997. Became a free agent, July 1, 1998.								
<b>Penner, Dustin</b>	2005-07	LW - 76/17	101	33	19	52	72	+1
Signed as a free agent, May 12, 2004. Signed as a restricted free agent by Edmonton, Aug. 2, 2007.								
<b>Plavsic, Adrian</b>	1996-97	D - 25	6	0	0	0	2	-5
Signed as a free agent, Aug. 27, 1996. Became a free agent, July 1, 1997.								
<b>Popovic, Mark</b>	2004	D - 33	1	0	0	0	0	0
Selected by Anaheim in the second round (35th overall) of the 2001 NHL Entry Draft. Traded to Atlanta in exchange for Kip Brennan, Aug. 25, 2005.								
<b>Pronger, Sean</b>	1996-98	C - 54/10	108	12	23	35	56	-3
Signed as a free agent, Jan. 14, 1995. Traded to Pittsburgh in exchange for Patrick Lalime, Mar. 24, 1998.								
<b>Prospal, Vaclav</b>	2003-04	LW - 40	82	19	35	54	54	-9
Signed as a free agent, July 17, 2003. Traded to Tampa Bay in exchange for a second-round selection in the 2005 NHL Entry Draft, Aug. 16, 2004.								
<b>Pushor, Jamie</b>	1997-99	D - 4	80	1	4	5	122	-19
Acquired from Detroit with a fourth-round selection in the 1998 NHL Entry Draft in exchange for Dmitri Mironov, Mar. 24, 1998. Selected by Atlanta in the 1999 NHL Expansion Draft, June 25, 1999.								
<b>Reichert, Craig</b>	1996-97	RW - 51	3	0	0	0	0	-2
Selected in the third round (67th overall) of the 1994 NHL Entry Draft. Became a free agent, July 1, 1999.								
<b>Rome, Aaron</b>	2006-07	D - 34	1	0	0	0	0	-1
Signed as a free agent, June 7, 2004. Traded to Columbus with Clay Wilson in exchange for Geoff Platt and Bruno St. Jacques, Nov. 15, 2007.								
<b>Rucchin, Steve</b>	1994-04	C - 20	616	153	279	432	140	+28
Selected by Anaheim in the first round (second overall) of the 1994 NHL Supplemental Draft. Traded to NY Rangers in exchange for Trevor Gillies and a conditional selection in the 2007 NHL Entry Draft, Aug. 25, 2005.								
<b>Rychel, Warren</b>	1996-98	LW - 16	133	15	13	28	416	-4
Signed as a free agent, July 23, 1996. Traded to Colorado in exchange for Josef Marha and a conditional selection in the 1999 NHL Entry Draft, Mar. 24, 1998.								
<b>Sacco, David</b>	1994-96	LW/C - 12	31	4	12	16	18	-2
Acquired from Toronto in exchange for Terry Yake, Sept. 27, 1995. Became a free agent, July 1, 1996.								
<b>Sacco, Joe</b>	1993-98	RW - 14	333	62	68	130	183	-18
Acquired in the 1993 NHL Expansion Draft from Toronto. Traded to NY Islanders with J.J. Daigneault and Mark Janssens in exchange for Travis Green, Doug Houda and Tony Tuzzolino, Feb. 6, 1998.								
<b>St. Jacques, Bruno</b>	2005	D - 7	1	1	0	1	0	+1
Acquired from Carolina in exchange for Craig Adams, Oct. 5, 2005. Traded to Chicago with Pierre Parenteau in exchange for Sebastian Caron, Matt Keith and Chris Durno, Dec. 28, 2006.								
<b>Salei, Ruslan</b>	1996-2006	D - 24	594	26	79	105	735	-3
Selected by Anaheim in the first round (ninth overall) of the 1996 NHL Entry Draft. Became a free agent, July 1, 2006.								
<b>Sandstrom, Tomas</b>	1997-99	RW - 17	135	24	25	49	106	-30
Signed as a free agent, Aug. 1, 1997. Became a free agent, July 1, 1999.								
<b>Sauer, Kurt</b>	2002-04	D - 34	135	2	6	8	106	-31
Signed as a free agent, June 6, 2002. Traded to Colorado with a fourth-round selection in the 2005 NHL Entry Draft in exchange for Martin Skoula, Feb. 21, 2004.								
<b>Sawyer, Kevin</b>	2000-03	LW - 46/25	97	3	3	6	363	-11
Signed as a free agent, July 13, 2000. Became a free agent, July 1, 2003.								
<b>Schastlivy, Petr</b>	2004	LW - 27	22	2	0	2	4	-3
Acquired from Ottawa in exchange for Todd Simpson, Feb. 4, 2004. Became a free agent, July 1, 2004.								
<b>Selanne, Teemu</b>	1996-2001	RW - 8	394	225	257	482	146	+58
Acquired from Winnipeg with Marc Chouinard and a fourth-round selection in the 1996 NHL Entry Draft in exchange for Chad Kilger, Oleg Tverdokvsky and a third-round selection in the 1996 NHL Entry Draft, Feb. 7, 1996. Traded to San Jose in exchange for Jeff Friesen, Steve Shields and future considerations, Mar. 5, 2001.								
<b>Semenov, Anatoli</b>	1993-95/96	C - 19/93	76	15	32	47	26	-18
Acquired in the 1993 NHL Expansion Draft from Vancouver. Traded to Philadelphia in exchange for Milos Holan, Mar. 5, 1995. Re-acquired from Philadelphia with the rights to Mike Crowley in exchange for the rights to Brian Wesenberg, Mar. 19, 1996. Became a free agent, July 1, 1996.								
<b>Severson, Cam</b>	2002-04	LW - 14/17	33	3	0	3	58	-3
Signed as a free agent, Aug. 22, 2002. Became a free agent, July 1, 2004.								

# STATISTICS OF FORMER DUCKS

PLAYER	SEASONS	POS-NO.	GP	G	A	PTS	PIM	+/-
<b>Severyn, Brent</b>	1997-98	RW - 22	37	1	3	4	133	-3
Acquired in the 1997 NHL Waiver Draft from Colorado. Became a free agent, July 1, 1998.								
<b>Shannon, Ryan</b>	2006-07	C - 38	53	2	9	11	10	-2
Signed as a free agent, Nov. 28, 2005. Traded to Vancouver in exchange for Jason King and a conditional third-round selection in the 2009 NHL Entry Draft, June 23, 2007.								
<b>Sillinger, Mike</b>	1994-96	C - 26	77	15	26	41	38	-19
Acquired from Detroit with Jason York in exchange for Stu Grimson and Mark Ferner, Apr. 4, 1995. Traded to Vancouver in exchange for Roman Oksuta, Mar. 15, 1996.								
<b>Simpson, Todd</b>	2003-04	D - 2	46	4	3	7	105	-6
Acquired in the 2003 NHL Waiver Draft from Phoenix. Traded to Ottawa in exchange for Petr Schastlivy, Feb. 5, 2004.								
<b>Skalde, Jarrod</b>	1993-94	C - 10	20	5	4	9	10	-3
Acquired in the 1993 NHL Expansion Draft from New Jersey. Traded to Calgary in exchange for Bobby Marshall, Oct. 30, 1995.								
<b>Skoula, Martin</b>	2003-04	D - 14	21	2	7	9	2	+2
Acquired from Colorado in exchange for Kurt Sauer and a fourth-round selection in the 2005 NHL Entry Draft, Feb. 21, 2004. Became a free agent, Aug. 1, 2005.								
<b>Smirnov, Alexei</b>	2002-03	LW - 22	52	3	3	6	20	-1
Selected by Anaheim in the first round (12th overall) of the 2000 NHL Entry Draft. Became a free agent, Aug. 1, 2005.								
<b>Stevenson, Jeremy</b>	1995-98	LW - 40	53	3	6	9	127	-4
Selected by Anaheim in the 11th round (262nd overall) of the 1994 NHL Entry Draft. Became a free agent on July 1, 2000.								
<b>Sweeney, Tim</b>	1993-95	C/LW - 8	91	17	28	45	51	0
Acquired in the 1993 NHL Expansion Draft from Boston. Released, Apr. 9, 1995.								
<b>Sykora, Petr</b>	2002-06	RW - 39	197	64	67	131	86	-15
Acquired from New Jersey with Mike Commodore, Jean-Francois Dampousse and Igor Pohanka in exchange for Jeff Friesen, Oleg Tverdovsky and Maxim Balmochnykh, July 6, 2002. Traded to NY Rangers with a fourth-round selection in the 2007 NHL Entry Draft in exchange for Maxim Kondratiev, Jan. 8, 2006.								
<b>Tenkrat, Petr</b>	2000-02	RW - 18	55	5	9	14	22	-17
Selected by Anaheim in the eighth round (230th overall) of the 1999 NHL Entry Draft. Traded to Nashville in exchange for Patric Kjellberg, Nov. 1, 2001.								
<b>Thomas, Steve</b>	2002-03	RW - 32	12	10	3	12	2	+10
Acquired from Chicago in exchange for a fifth-round selection in the 2003 NHL Entry Draft, Mar. 11, 2003. Became a free agent, July 1, 2003.								
<b>Thomson, Jim</b>	1993-95	RW - 33	6	0	0	0	5	0
Acquired in the 1993 NHL Expansion Draft from Los Angeles. Became a free agent, July 1, 1995.								
<b>Thornton, Shawn</b>	2006-07	RW - 45	48	2	7	9	88	+3
Signed as a free agent, July 12, 2006. Became a free agent, July 1, 2007.								
<b>Titov, German</b>	2000-02	LW - 13	137	22	25	47	97	-17
Signed as a free agent, July 1, 2000.								
<b>Todd, Kevin</b>	1996-98	C - 12	92	13	28	41	56	-12
Claimed on waivers from Pittsburgh, Oct. 4, 1996. Became a free agent, July 1, 1998.								
<b>Traverse, Patrick</b>	2000-01	D - 3	15	1	0	1	6	-6
Acquired from Ottawa in exchange for Joel Kwiatkowski, June 12, 2000. Traded to Boston with Andrei Nazarov in exchange for Samuel Pahlsson, Nov. 18, 2000.								
<b>Trebil, Dan</b>	1996-99	D - 34	56	3	4	7	25	-5
Signed as a free agent, Mar. 23, 1996. Traded to Pittsburgh in exchange for a fifth-round selection in the 2000 Entry Draft, Mar. 14, 2000.								
<b>Trepanier, Pascal</b>	1998-01	D - 27	139	8	12	20	175	-10
Acquired in the 1998 NHL Waiver Draft from Colorado. Became a free agent, July 1, 2001.								
<b>Trnka, Pavel</b>	1997-03	D - 7	322	11	47	58	248	-13
Selected by Anaheim in the fifth round (106th overall) of the 1994 NHL Entry Draft. Traded to Florida with Matt Cullen and a fourth-round selection in the 2003 NHL Entry Draft in exchange for Sandis Ozolinsh and Lance Ward, Jan. 30, 2003.								
<b>Tverdovsky, Oleg</b>	1994-96 & 1999-02	D - 10	324	45	125	170	142	-12
Selected by Anaheim in the first round (second overall) of the 1994 NHL Entry Draft. Traded to Winnipeg with Chad Kilger and a third-round selection in exchange for Teemu Selanne, Marc Chouinard and a fourth-round selection, Feb. 7, 1996. Re-acquired from Phoenix in exchange for Travis Green and a first-round selection in the 1999 NHL Entry Draft, June 26, 1999. Traded to New Jersey with Jeff Friesen and Maxim Balmochnykh in exchange for Petr Sykora, Mike Commodore, J.F. Dampousse and Igor Pohanka, July 6, 2002.								
<b>Tuzzolino, Tony</b>	1997-98	RW - 36	1	0	0	0	2	-2
Acquired from NY Islanders with Doug Houda and Travis Green in exchange for J.J. Daigneault, Mark Janssens and Joe Sacco, Feb. 6, 1998. Became a free agent, July 1, 2000.								
<b>Valk, Garry</b>	1993-97	LW - 18	246	40	52	92	312	+10
Acquired in the 1993 NHL Waiver Draft from Vancouver. Traded to Pittsburgh in exchange for J.J. Daigneault, Feb. 21, 1997.								
<b>Van Allen, Shaun</b>	1993-96	C - 22	174	24	63	87	137	+9
Signed as a free agent, July 22, 1993. Traded to Ottawa with Jason York in exchange for Ted Drury and Marc Moro, Oct. 1, 1996.								

# STATISTICS OF FORMER DUCKS

PLAYER	SEASONS	POS-NO.	GP	G	A	PTS	PIM	+/-
<b>Valicevic, Rob</b>	2002-03	RW - 38	10	1	0	1	2	+1
Signed as a free agent, July 24, 2002. Became a free agent, July 1, 2003.								
<b>Van Impe, Darren</b>	1994-97	D - 48/29	110	6	25	31	112	+1
Acquired from NY Islanders in exchange for a ninth-round selection in the 1995 NHL Entry Draft, Sept. 2, 1994. Claimed on waivers by Boston, Nov. 26, 1997.								
<b>Vishnevski, Vitaly</b>	1999-06	D - 5	416	11	37	48	403	-11
Selected in the first round (fifth overall) of the 1998 NHL Entry Draft. Traded to Atlanta in exchange for Karl Stewart, a second-round selection in the 2007 NHL Entry Draft and a conditional selection, Aug. 17, 2006.								
<b>Ward, Ed</b>	1999-00	RW - 33	8	1	0	1	15	-2
Acquired from Atlanta in exchange for future considerations, Mar. 14, 2000. Traded to New Jersey for a seventh-round selection in the 2001 NHL Entry Draft, June 12, 2000.								
<b>Ward, Lance</b>	2003-04	D - 4	75	0	5	5	137	-3
Acquired from Florida with Sandis Ozolinsh in exchange for Pavel Trnka, Matt Cullen and a fourth-round selection in the 2003 NHL Entry Draft, Jan. 30, 2003. Became a free agent, Aug. 1, 2005.								
<b>Weight, Doug</b>	2007-08	C - 39	38	6	8	14	20	+0
Acquired from St. Louis with Michel Birner and a seventh-round selection in the 2008 NHL Entry Draft in exchange for Andy McDonald, Dec. 14, 2007. Became a free agent, July 1, 2008.								
<b>Williams, David</b>	1993-95	D - 4	77	7	17	24	68	+3
Acquired in the 1993 NHL Expansion Draft from San Jose. Became a free agent, July 1, 1995.								
<b>Wren, Bob</b>	1997-01	C - 50/37	4	0	0	0	0	-1
Signed as a free agent Oct. 23, 1996. Became a free agent, July 1, 2001								
<b>Wright, Tyler</b>	2005-06	C - 28	25	2	2	4	31	+2
Acquired from Columbus with Francois Beauchemin in exchange for Sergei Fedorov and a fifth-round selection in the 2006 NHL Entry Draft, Nov. 15, 2005. Bought out of contract in June 2006.								
<b>Yake, Terry</b>	1993-94	C - 25	82	21	31	52	44	+2
Acquired in the 1993 NHL Expansion Draft from Hartford. Traded to Toronto in exchange for David Sacco, Sept. 28, 1994.								
<b>York Jason</b>	1995-96 & 2001-02	D - 3/33	168	8	49	57	160	-14
Acquired from Detroit with Mike Sillinger in exchange for Stu Grimson and Mark Ferner, Apr. 4, 1995. Traded to Ottawa with Shaun Van Allen in exchange for Ted Drury and Marc Moro, Oct. 1, 1996. Signed as a free agent July 3, 2001. Traded to Nashville in exchange for future considerations, Oct. 23, 2002.								
<b>Young, Scott</b>	1997-98	RW - 48	73	13	20	33	22	-13
Acquired from Colorado in exchange for a third-round selection in the 1998 NHL Entry Draft, Sept. 17, 1997. Became a free agent, July 1, 1998.								

## GOALTENDERS

PLAYER	SEASONS	POS-NO.	GP	MIN	GA	GAA	RECORD	SV%
<b>Askey, Tom</b>	1997-99	G - 35	7	273	12	2.64	0-1-2	.894
Selected by Anaheim in the eighth round (186th overall) of the 1993 NHL Entry Draft. Became a free agent on July 1, 2000.								
<b>Bryzgalov, Ilya</b>	2001-07	G - 30	69	3623	150	2.48	26-23-8	.909
Selected by Anaheim in the second round (44th overall) of the 2000 NHL Entry Draft. Placed on waivers on Nov. 16, 2007.								
<b>Caron, Sebastien</b>	2006-07	G - 29	2	88	2	1.36	1-0-0	.935
Acquired from Chicago with Matt Keith and Chris Durno in exchange for Bruno St. Jacques and Pierre Parenteau, Dec. 28, 2006. Became a free agent, July 1, 2007.								
<b>Gerber, Martin</b>	2002-04	G - 29	54	2901	103	2.13	17-23-7	.923
Selected by Anaheim in the eighth round (232nd overall) of the 2001 NHL Entry Draft. Traded to Carolina in exchange for Tomas Malec and a third-round selection, June 18, 2004.								
<b>Hebert, Guy</b>	1993-01	G - 31	441	25206	1155	2.75	173-202-53	.911
Acquired in the 1993 NHL Expansion Draft from St. Louis. Placed on waivers, Mar. 5, 2001.								
<b>Naumenko, Gregg</b>	2000-02	G - 1	2	70	7	6.00	0-1-0	.759
Signed as a free agent, Mar. 31, 1999. Became a free agent, July 1, 2002.								
<b>O'Neill, Mike</b>	1996-97	G - 1	1	31	3	5.81	0-0-0	.700
Signed as a free agent, July 28, 1995. Became a free agent, July 1, 1997.								
<b>Roussel, Dominic</b>	1998-01	G - 30	51	2525	120	2.85	12-15-9	.901
Acquired from Nashville in exchange for Chris Mason and Marc Moro, Oct. 5, 1998. Placed on waivers, Jan. 7, 2001.								
<b>Shields, Steve</b>	2001-02	G - 31	33	1777	79	2.67	9-20-2	.907
Acquired from San Jose with Jeff Friesen and future considerations for Teemu Selanne, Mar. 5, 2001. Traded to Boston in exchange for a third-round selection in the 2003 NHL Entry Draft, June 25, 2002.								
<b>Shtalenkov, Mikhail</b>	1993-98	G - 35	122	6119	320	3.14	34-53-11	.897
Selected by Anaheim in the fifth round (108th overall) of the 1993 NHL Entry Draft. Selected by Nashville in the 1998 NHL Expansion Draft.								
<b>Tugnutt, Ron</b>	1993-94	G - 1	28	1520	76	3.00	10-15-1	.908
Acquired in the 1993 NHL Expansion Draft from Edmonton. Traded to Montreal in exchange for Stephan Lebeau, Feb. 20, 1994.								
<b>Wall, Michael</b>	2006-07	G - 31	4	202	10	2.97	2-2-0	.877
Signed as a free agent, Sept. 29, 2005. Traded to Colorado in exchange for Brad May, Feb. 7, 2007.								

# DUCKS ALL-TIME DRAFT PICKS



2008 first-round draft pick Jake Gardiner

## ENTRY DRAFTS

### 2008 NHL ENTRY DRAFT (Ottawa, Ontario)

Round	Overall	Selection	Pos.	Club
1	17	Jake Gardiner	D	Minnetonka (MSHSL)
2	35	Nicolas Deschamps	C	Chicoutimi (QMJHL)
2	39	Eric O'Dell	C	Sudbury (OHL)
2	43	Justin Scultz	D	Westside (BCHL)
3	71	Josh Brittain	LW	Kingston (OHL)
3	83	Marco Cousineau	G	Baie-Comeau (QMJHL)
3	85	Brandon McMillan	C	Kelowna (WHL)
4	113	Ryan Hegarty	C	US Nat'l U-18 (USA)
5	143	Stefan Warg	D	Vasteras Jr. (Sweden)
7	208	Nick Pryor	D	US Nat'l U-18 (USA)

### 2007 NHL ENTRY DRAFT (Columbus, Ohio)

Round	Overall	Selection	Pos.	Club
1	19	Logan MacMillan	C	Halifax (QMJHL)
2	42	Eric Tangradi	C	Belleville (OHL)
3	63	Maxime Macenauer	C	Rouyn-Noranda (QMJHL)
4	92	Justin Vaive	LW	US Nat'l U-18 (USA)
4	93	Steven Kampfer	D	University of Michigan (CCHA)
4	98	Sebastien Stefaniszin	G	Eisbaren Berlin (Germany)
4	121	Mattias Modig	G	Lulea HF (Sweden)
5	151	Brett Morrison	C	Prince Edward Island (QMJHL)

### 2006 NHL ENTRY DRAFT (Vancouver, British Columbia)

Round	Overall	Selection	Pos.	Club
1	19	Mark Mitera	D	University of Michigan (CCHA)
2	38	Bryce Swan	C	Halifax (QMJHL)
3	83	John de Gray	D	Brampton (OHL)
4	112	Matt Beleskey	LW	Belleville (OHL)
6	172	Petteri Wirtanen	C	HPK (Finland)

# DUCKS ALL-TIME DRAFT PICKS



2007 first-round draft pick Logan MacMillan

## 2005 NHL ENTRY DRAFT (Ottawa, Ontario)

Round	Overall	Selection	Pos.	Club
1	2	Bobby Ryan	LW	Owen Sound (OHL)
2	31	Brendan Mikkelson	RW	Portland (WHL)
3	63	Jason Bailey	RW	US Nat'l U-18 (USA)
5	127	Bobby Bolt	LW	Kingston (OHL)
5	141	Brian Salcido	D	Colorado College (WCHA)
7	197	Jean-Philippe Levasseur	G	Rouyn Noranda (QMJHL)

## 2004 NHL ENTRY DRAFT (Raleigh, North Carolina)

Round	Overall	Selection	Pos.	Club
1	9	Ladislav Smid	D	HC Liberec (Czech)
2	39	Jordan Smith	D	Sault-Ste. Marie (OHL)
3	74	Kyle Klubertanz	D	Green Bay (USHL)
3	75	Tim Brent	C	Toronto St. Mike's (OHL)
6	172	Matt Auffrey	RW	U.S. Under-18
7	203	Gabriel Bouthillette	G	Gatineau (QMJHL)
8	236	Matt Christie	C	Miami University (CCHA)
9	269	Janne Pesonen	F	Karpat Oulu (Finland)

## 2003 NHL ENTRY DRAFT (Nashville, Tennessee)

Round	Overall	Selection	Pos.	Club
1	19	Ryan Getzlaf	C	Calgary (WHL)
1	28	Corey Perry	RW	London (OHL)
3	86	Shane Hynes	RW	Cornell (ECAC)
3	90	Juha Alen	D	Northern Michigan (CCHA)
4	119	Nathan Saunders	D	Moncton (QMJHL)
6	186	Drew Miller	LW	River City (USHL)
7	218	Dirk Southern	C	Northern Michigan (NCAA)
8	250	Shane O'Brien	D	Toronto St. Mike's (OHL)
9	280	Ville Mantymaa	D	Tappara Tampere (Finland)



# DUCKS ALL-TIME DRAFT PICKS

## 2002 NHL ENTRY DRAFT (Toronto, Ontario)

Round	Overall	Selection	Pos.	Club
1	7	Joffrey Lupul	C/RW	Medicine Hat (WHL)
2	37	Tim Brent	C	Toronto-St. Mike's (OHL)
3	71	Brian Lee	D	Erie (OHL)
4	103	Joonas Vihko	C/W	HIFK Helsinki (Finland)
5	140	George Davis	RW	Cape Breton (QMJHL)
6	173	Luke Fritshaw	D	Prince Albert (WHL)
7		No selection - traded to Minnesota		
8		No selection - traded to Atlanta		
9	261	Francois Caron	D	Moncton (QMJHL)
9	267	Chris Petrow	D	Oshawa (OHL)

## 2001 NHL ENTRY DRAFT (Sunrise, Florida)

Round	Overall	Selection	Pos.	Club
1	5	Stanislav Chistov	LW	Omsk (Russia)
2	35	Mark Popovic	D	Toronto (OHL)
3	66	Joel Stepp	C	Red Deer (WHL)
4	102	Timo Parssinen	LW	HPK (Finland)
4	105	Vladimir Korsunov	D	Spartak (Russia)
4	118	Brandon Rodgers	D	Hotchkiss (H.S.)
5	137	Joel Perreault	C/LW	Baie-Comeau (QMJHL)
6	170	Jan Tabacek	D	HC Martin (Slovakia)
7	224	Tony Martensson	C	Brynas (Sweden)
8	232	Martin Gerber	G	Langnau (Switzerland)
9	264	Pierre Parenteau	C	Chicoutimi (QMJHL)

## 2000 NHL ENTRY DRAFT (Calgary, Alberta)

Round	Overall	Selection	Pos.	Club
1	12	Alexei Smirnov	LW/RW	Dynamo (Russia)
2	44	Ilya Bryzgalov	G	Lada Togliatti (Russia)
3		No Selection - traded to Montreal		
4	98	Jonas Ronnqvist	RW	Lulea HF (Sweden)
5	134	Peter Podhradsky	D	HC Slovan (Slovakia)
5	153	Bill Cass	D	Boston College (Hockey East)
6		No Selection - traded to Toronto		
7		No Selection - traded to Toronto		
8		No Selection - traded to Atlanta		
9		No Selection - traded to Pittsburgh		

## 1999 NHL ENTRY DRAFT (Boston, Massachusetts)

Round	Overall	Selection	Pos.	Club
1		No selection - traded to Phoenix		
2	44	Jordan Leopold	D	Univ. of Minn. (WCHA)
3	83	Niclas Havelid	D	Malmö (Sweden)
4	105	Alexandr Chagodayev	C	HC Moscow (Russia)
5	141	Maxim Rybin	LW	Spartak (Russia)
6	173	Jan Sandstrom	D	AIK Solna (Sweden)
7		No selection - traded to Ottawa		
8	230	Petr Tenkrat	RW	HC Velvana (Czech. Rep.)
9	258	Brian Gornick	C	USAFA (NCAA)

# DUCKS ALL-TIME DRAFT PICKS

## 1998 NHL ENTRY DRAFT (Buffalo, New York)

Round	Overall	Selection	Pos.	Club
1	5	Vitaly Vishnevski	D	Yaroslavl 2 (Russia)
2	32	Stephen Peat	D	Red Deer (WHL)
3		No selection - traded to Colorado		
4	112	Viktor Wallin	D	HV-71 (Sweden)
5		No selection - compensation awarded to Calgary		
6	150	Trent Hunter	RW	Prince George (WHL)
7	178	Jesse Fibiger	D	Minn.-Duluth (WCHA)
8	205	David Bernier	RW	Quebec (QMJHL)
9	233	Pelle Prestberg	LW	Farjestad (Sweden)
9	245	Andreas Andersson	G	HV-71 (Sweden)

## 1997 NHL ENTRY DRAFT (Pittsburgh, Pennsylvania)

Round	Overall	Selection	Pos.	Club
1	18	Michael Holmqvist	C	Djugarden (Sweden)
2	45	Maxim Balmochnykh	LW	Lada Togliatti (Russia)
3	72	Jay Legault	LW	London (OHL)
4		No selection - traded to Colorado		
5	125	Luc Vaillancourt	G	Beauport (QMJHL)
6		No selection - traded to Tampa Bay		
7	178	Tony Mohagen	LW	Seattle (WHL)
7	181	Mat Snesrud	D	North Iowa (Jr. A)
8	209	Rene Stussi	C	Thurgau (Europe)
9	235	Tommi Degerman	C	Boston University (Hockey East)

## 1996 NHL ENTRY DRAFT (St. Louis, Missouri)

Round	Overall	Selection	Pos.	Club
1	9	Ruslan Salei	D	Las Vegas (IHL)
2	35	Matt Cullen	C	St. Cloud State (WCHA)
3		No selection - traded to Phoenix		
4		No selection - traded to Washington		
5	113	Brendan Buckley	D	Boston College (H.E.)
6	149	Blaine Russell	G	Prince Albert (WHL)
7	165	Timo Ahmaoja	D	Jypt (Finland)
8	198	Kevin Kellett	D	Prince Albert (WHL)
9	224	Tobias Johansson	W	Malmö (Sweden Jr.)

## 1995 NHL ENTRY DRAFT (Edmonton, Alberta)

Round	Overall	Selection	Pos.	Club
1	4	Chad Kilger	C	Kingston (OHL)
2	29	Brian Wesenberg	RW	Guelph (OHL)
3	55	Mike Leclerc	LW	Brandon (WHL)
4		No selection - traded to Quebec		
5	107	Igor Nikulin	RW	Cherepovets (CIS)
6	133	Peter Leboutillier	RW	Red Deer (WHL)
7	159	Mike LaPlante	D	Calgary (Tier II)
8	185	Igor Karpenko	G	Sokol (MHL)
9		No selection - traded to N.Y. Islanders		

## 1994 NHL ENTRY DRAFT (Hartford, Connecticut)

Round	Overall	Selection	Pos.	Club
1	2	Oleg Tverdovsky	D	Krylja (CIS)
2	28	Johan Davidsson	C/W	HV-71 Jonkoping (Sweden)
3	67	Craig Reichert	RW	Red Deer (WHL)
4	80	Byron Briske	D	Red Deer (WHL)
5	106	Pavel Trnka	D	Skoda Plzen (Czech)
6	132	Jon Battaglia	LW	Caledon (Jr. A)
7	158	Rocky Welsing	D	Wisconsin (USHL)
8	184	Brad Englehart	C	Kimball Union (H.S.)
9		No selection - traded to Ottawa		
10	236	Tommi Miettinen	C/W	Kalpa (Finland)
11	262	Jeremy Stevenson	LW	S. Ste. Marie (OHL)

# DUCKS ALL-TIME DRAFT PICKS

## 1993 NHL ENTRY DRAFT (Quebec City, Quebec)

Round	Overall	Selection	Pos.	Club
1	4	Paul Kariya	LW	Maine (Hockey East)
2	30	Nikolai Tsulygin	D	Salavat Yulayev (CIS)
3	56	Valeri Karpov	RW	Traktor (CIS)
4	82	Joel Gagnon	G	Oshawa (OHL)
5	108	Mikhail Shtalenkov	G	Milwaukee (IHL)
6	134	Antti Aalto	C	TPS Turku (Finland)
7	160	Matt Peterson	D	Osseo (H.S.)
8	186	Tom Askey	G	Ohio State (CCHA)
9	212	Vitali Kozel	C	Dynamo (CIS)
10	238	Anatoli Fedotov	D	Moncton (AHL)
11	264	David Penney	LW	Worcester Acad. (H.S.)

## SUPPLEMENTAL DRAFTS

### 1994 NHL SUPPLEMENTAL DRAFT (Hartford, Connecticut)

Round	Overall	Selection	Pos.	Club
1	2	Steve Rucchin	C	W. Ontario (OUAA)

### 1993 NHL SUPPLEMENTAL DRAFT (Quebec City, Quebec)

Round	Overall	Selection	Pos.	Club
1	5	Pat Thompson	D	Brown U. (ECAC)

## EXPANSION DRAFT

### 1993 NHL EXPANSION DRAFT (Quebec City, Quebec)

#### Goaltenders

Pick	Player	NHL Club
2	Guy Hebert	St. Louis
3	Glenn Healy	N.Y. Islanders
6	Ron Tugnutt	Edmonton

#### Defensemen

Pick	Player	NHL Club
2	Alexei Kasatonov	New Jersey
3	Sean Hill	Montreal
5	Bill Houlder	Buffalo
8	Bobby Dollas	Detroit
10	Randy Ladouceur	Hartford
11	David Williams	San Jose
13	Dennis Vial	Tampa Bay
16	Mark Ferner	Ottawa

#### Forwards

Pick	Player	NHL Club
1	Steven King	N.Y. Rangers
4	Tim Sweeney	Boston
6	Troy Loney	Pittsburgh
7	Stu Grimson	Chicago
9	Terry Yake	Hartford
12	Jarrold Skalde	New Jersey
14	Bob Corkum	Buffalo
15	Anatoli Semenov	Vancouver
17	Joe Sacco	Toronto
20	Lonnie Loach	Los Angeles
22	Jim Thomson	Los Angeles
23	Trevor Halverson	Washington
25	Robin Bawa	San Jose



**RECORDS**

## INDIVIDUAL RECORDS

### MOST GOALS

Career.....	325	Teemu Selanne, 1995-96 through 2000-01, 2005 through 2008
Season.....	52	Teemu Selanne, 1997-98 (right wing position)
by a Left Wing.....	50	Paul Kariya, 1995-96
by a Center.....	34	Andy McDonald, 2005-06
by a Defenseman.....	16	Fredrik Olausson, 1998-99
Game.....	3	25 times, most: T. Selanne (11 times)
by a Right Wing.....	3	Teemu Selanne (11 times); Marty McInnis, Oct. 23, 2000 vs. LA; Jonathan Hedstrom, Jan. 9, 2006 vs. LA
by a Left Wing.....	3	Paul Kariya (8 times); Garry Valk, Mar. 22, 1996 @ STL; Vaclav Prospal, Jan. 23, 2004 vs. MIN; Chris Kunitz, Nov. 19, 2006 vs. PHX
by a Center.....	3	Terry Yake, Oct. 19, 1993 @ NYR
by a Defenseman.....	2	19 times, last: Mathieu Schneider, Mar. 30, 2008 vs. DAL
Period.....	3	Teemu Selanne, two times: Nov. 10, 1997 vs. S.J. (first) & Feb 1, 2001 @ PHX (third); Vaclav Prospal, Jan. 23, 2004 vs. MIN (third)

### MOST ASSISTS

Career.....	369	Paul Kariya, 1994-95 through 2002-03
Season.....	62	Paul Kariya, 1998-99 (left wing position)
by a Right Wing.....	60	Teemu Selanne, 1998-99
by a Center.....	58	Ryan Getzlaf, 2007-08
by a Defenseman.....	54	Scott Niedermayer, 2006-07
Game.....	5	Two times: Dmitri Mironov, Dec. 12, 1997 vs. WSH; Teemu Selanne, Nov. 19, 2006 vs. PHX
by a Right Wing.....	5	Teemu Selanne, Nov. 19, 2006 vs. PHX
by a Left Wing.....	4	Two times: Paul Kariya, Dec. 16, 1998 vs. NSH; Feb. 16, 2000 vs. CGY
by a Center.....	4	Four times: Shaun Van Allen, Mar. 9, 1995 vs. DET; Matt Cullen, Dec. 15, 2002 vs. PIT; Ryan Getzlaf, Mar. 24, 2006 vs. NSH; Andy McDonald, Jan. 11, 2007 @ DAL
by a Defenseman.....	5	Dmitri Mironov, Dec. 12, 1997 vs. WSH
Period.....	4	Paul Kariya, Dec. 16, 1998 vs. NSH (second)

### MOST POINTS

Career.....	689	Teemu Selanne, 1995-96 through 2000-01, 2005 through 2008 (325-364=689)
Season.....	109	Teemu Selanne, 1996-97 (51-58=109; right wing position)
by a Left Wing.....	108	Paul Kariya, 1995-96 (50-58=108)
by a Center.....	85	Andy McDonald, 2005-06 (34-51=85)
by a Defenseman.....	69	Scott Niedermayer, 2006-07 (15-54=69)
Game.....	5	10 times, last: Teemu Selanne, Feb. 24, 2008 vs. CHI (3-2=5)
by a Right Wing.....	5	Five times, all by Teemu Selanne; last: Feb. 24, 2008 vs. CHI
by a Left Wing.....	5	Four times, all by Paul Kariya; last: Dec. 18, 2002 vs. STL
by a Center.....	4	13 times, last: Andy McDonald, Mar. 16, 2007 vs. CHI (2-2=4)
by a Defenseman.....	5	Dmitri Mironov, Dec. 12, 1997 vs. WSH (0-5=5)
Period.....	4	Four times, last: Vaclav Prospal, Jan. 23, 2004 vs. MIN (3-1=4; third)

### MOST POWER PLAY GOALS

Career.....	117	Teemu Selanne, 1995-96 through 2000-01, 2005 through 2008
Season.....	25	Teemu Selanne (two times), 1998-99 and 2006-07
Game.....	3	Paul Kariya, Mar. 29, 2001 @ SJ
Period.....	2	12 times, last: Teemu Selanne, Feb. 24, 2008 vs. CHI (first period)



## MOST POWER PLAY ASSISTS

Career.....	161	Teemu Selanne, 1995-96 through 2000-01, 2005 through 2008
Season.....	33	Fredrik Olausson, 1998-99

## MOST POWER PLAY POINTS

Career.....	278	Teemu Selanne, 1994-95 through 2000-01, 2005 through 2008 (117-161=278)
Season.....	54	Teemu Selanne, 1998-99 (25-29=54)

## MOST SHORTHANDED GOALS

Career.....	16	Paul Kariya, 1994-95 through 2002-03
Season.....	3	Eight times: Paul Kariya ('95-96, '96-97, '99-00 & '00-01); Bob Corkum ('93-94); Samuel Pahlsson ('05-06 & '07-08); Todd Marchant ('06-07)
Game.....	1	95 times, last: Travis Moen, Mar. 12, 2008 vs. VAN
Period.....	1	95 times, last: Travis Moen, Mar. 12, 2008 vs. VAN (first)

## MOST SHORTHANDED ASSISTS

Career.....	9	Steve Rucchin, 1994-95 through 2003-04
Season.....	4	Steve Rucchin, 1997-98

## MOST SHORTHANDED POINTS

Career.....	21	Paul Kariya (16-5=21), 1994-95 through 2002-03
Season.....	6	Paul Kariya, 1995-96 (3-3=6)

## MOST SHOTS

Career.....	2,455	Paul Kariya, 1994-95 through 2002-03
Season.....	429	Paul Kariya, 1998-99
Game.....	12	Three times, all by Paul Kariya, last: Mar. 10, 1999 vs. VAN
Period.....	9	Paul Kariya, Nov. 8, 1998 vs. DET (first)

## MOST PENALTY MINUTES

Career.....	788	David Karpa, 1994-95 through 1997-98
Season.....	285	Todd Ewen, 1995-96
Game.....	37	Todd Ewen, Feb. 25, 1996 vs. SJ (6 penalties)
Period.....	30	Two times, last: Peter LeBoutillier, Mar. 13, 1998 @ DAL (3 penalties; third)

## MOST GAMES PLAYED

Career.....	616	Steve Rucchin, 1994-95 through 2003-04
Season.....	84	Joe Sacco, 1993-94 (the NHL changed from 84 to an 82-game season in 1995-96)

## HIGHEST PLUS/MINUS (+/-)

Career.....	+117	Teemu Selanne, 1995-96 through 2000-01, 2005 through 2008
Season.....	+36	Paul Kariya, 1996-97
Game.....	+5	Several times, last: Kent Huskins, Nov. 15, 2007 @ LA

## HIGHEST SHOOTING PERCENTAGE

Career (min. 50 goals).....	16.5	Teemu Selanne, 1995-96 through 2000-01, 2005 through 2008
Season (min. 10 goals).....	20.6	German Titov, 2001-02
Game.....	100.0	Several times

# RECORDS

## MOST GAME-WINNING GOALS

---

Career.....	54	Teemu Selanne, 1995-96 through 2000-01, 2005 through 2008
Season.....	10	Three times: Teemu Selanne (two times), 1997-98 & 2006-07; Paul Kariya, 1996-97
Month.....	3	11 times - Teemu Selanne (four times); Paul Kariya (three times); Sergei Fedorov (once); Ryan Getzlaf (once); Chris Pronger (once); Scott Niedermayer (once); last: S. Niedermayer (Feb. 2008)

## MOST GAME-TYING GOALS

---

Career.....	9	Teemu Selanne, 1995-96 through 2000-01
Season.....	3	Teemu Selanne, 1997-98

## MOST OVERTIME GOALS

---

Career.....	5	Teemu Selanne, 1995-96 through 2000-01, 2005 through 2008
Season.....	3	Paul Kariya, 1995-96

## LONGEST SCORING STREAKS

---

Point Streak.....	17 games	Teemu Selanne, Feb. 3, 1999-Mar. 10, 1999 (15-14=29)
Goal Streak.....	11 games	Teemu Selanne, Oct. 21, 1997-Nov. 10, 1997 (17-2=19)
Assist Streak.....	8 games	Scott Niedermayer, Dec. 26, 2006-Jan. 11, 2007 (2-10=12)
Multi-Point Game Streak.....	6 games	Paul Kariya, Mar. 9, 1995-Mar. 21, 1995 (6-6=12)
Multi-Goal Game Streak.....	3 games	Paul Kariya, Mar. 4, 2001-Mar. 9, 2001 (6-1=7)

## LONGEST HOME/ROAD SCORING STREAKS

---

Home Point Streak . . .	17 games	Paul Kariya, Nov. 6, 1999-Jan. 13, 1999 (8-23=31)
Road Point Streak . . .	14 games	Andy McDonald, Jan. 6, 2006-Mar. 17, 2006 (7-14=21)
Home Goal Streak . . . .	8 games	Paul Kariya, Jan. 10, 1997-Feb. 23, 1997 (11-8=19)
Road Goal Streak . . . .	8 games	Teemu Selanne, Oct. 21, 1997-Nov. 8, 1997 (11-2=13)

## DUCKS GOALTENDER RECORDS

### MOST GAMES PLAYED

---

Career.....	441	Guy Hebert, 1993-94 through 2000-01
Season.....	69	Guy Hebert, 1998-99

### MOST MINUTES PLAYED

---

Career.....	25,206	Guy Hebert, 1993-94 through 2000-01
Season.....	4,083	Guy Hebert, 1998-99
Game.....	65	Many times

### MOST STARTS

---

Career.....	424	Guy Hebert, 1993-94 through 2000-01
Season.....	68	Guy Hebert, 1999-00

### MOST WINS

---

Career.....	183	Jean-Sebastien Giguere, 2000-01 through 2007-08
Season.....	36	Jean-Sebastien Giguere, 2006-07

### MOST LOSSES

---

Career.....	202	Guy Hebert, 1993-94 through 2000-01
Season.....	31	Two times: Guy Hebert, 1999-00; Jean-Sebastien Giguere, 2003-04

## MOST TIES

Career.....	52	Guy Hebert, 1993-94 through 2000-01
Season.....	12	Guy Hebert, 1996-97

## MOST SHUTOUTS

Career.....	29	Jean-Sebastien Giguere, 2000-01 through 2007-08
Season.....	8	Jean-Sebastien Giguere, 2002-03

## MOST SAVES

Career.....	11,813	Guy Hebert, 1993-94 through 2000-01
Season.....	1,961	Guy Hebert, 1995-96
Game.....	51	Two times: Mikhail Shtalenkov, Mar. 22, 1998 @ OTT (51-of-53); Jean-Sebastien Giguere, Mar. 21, 2004 vs. DET (51-of-57)
Period.....	22	Five times: Guy Hebert (four times); J.S. Giguere, Oct. 6, 2006 vs. LA, first period, (22-of-22)
Overtime.....	10	Guy Hebert, Feb. 3, 2000 @ PHI (10-of-10)

## MOST SHOTS FACED

Career.....	12,968	Guy Hebert, 1993-94 through 2000-01
Season.....	2,133	Guy Hebert, 1996-97
Game.....	57	Jean-Sebastien Giguere, Mar. 21, 2004 vs. DET (51-of-57)
Period.....	24	Guy Hebert, Feb. 3, 1995 vs. DET (22-of-24)
Overtime.....	10	Guy Hebert, Feb. 3, 2000 @ PHI (10-of-10)

## MOST GOALS ALLOWED

Career.....	1,155	Guy Hebert, 1993-94 through 2000-01
Season.....	172	Guy Hebert, 1996-97
Game.....	7	Three times, all by Guy Hebert, last: Apr. 10, 1996 @ COL
Period.....	5	Five times, last: J.S. Giguere, Nov. 15, 2006 vs. PHI (first)

## FEWEST GOALS ALLOWED

Season (minimum 25 GP)...	62	Ilya Bryzgalov, 2006-07
Game.....	0	67 times (29 by J.S. Giguere; 27 by G. Hebert; 3 by M. Shtalenkov; 3 by M. Gerber; 2 by I. Bryzgalov; 2 by D. Roussel; 1 by R. Tugnutt)

## LOWEST GOALS-AGAINST-AVERAGE

Career (minimum 100 GP)...	2.37	Jean-Sebastien Giguere, 2000-01 through 2007-08
Season (minimum 25 GP)...	2.12	Jean-Sebastien Giguere, 2007-08

## HIGHEST GOALS-AGAINST-AVERAGE

Career (minimum 100 GP)...	3.14	Mikhail Shtalenkov, 1993-94 through 1997-98
Season (minimum 25 GP)...	3.22	Mikhail Shtalenkov, 1997-98

## HIGHEST SAVE PERCENTAGE

Career (minimum 100 GP)...	.917	Jean-Sebastien Giguere, 2000-01 through 2007-08
Season (minimum 25 GP)...	.922	Guy Hebert, 1998-99; Jean-Sebastien Giguere, 2007-08

## MOST PENALTY MINUTES

Career.....	72	Jean-Sebastien Giguere, 2000-01 through 2007-08
Season.....	28	Jean-Sebastien Giguere, 2001-02
Game.....	16	Jean-Sebastien Giguere, Jan. 25, 2006 vs. EDM

## MOST ASSISTS

Career.....	5	Guy Hebert, 1993-94 through 1999-00
Season.....	2	Six times: Mikhail Shtalenkov, 1995-96; Guy Hebert, 1999-00; J.S. Giguere, 2000-01, 2003-04, 2006-07; Ilya Bryzgalov, 2005-06
Game.....	2	Ilya Brygalov, Feb. 18, 2006 vs. SJ

## GOALTENDING STREAKS

Most consecutive games played... 23	Two times: Guy Hebert, Feb. 5, 1997-Mar. 26, 1997 (11-7-5); Jean-Sebastien Giguere, Feb. 11, 2001-Apr. 4, 2001 (9-9-5)
Most consecutive starts..... 23	Two times: Guy Hebert, Feb. 5, 1997-Mar. 26, 1997 (11-7-5); Jean-Sebastien Giguere, Feb. 11, 2001-Apr. 4, 2001 (9-9-5)
Most consecutive shutouts..... 3	Jean-Sebastien Giguere, Dec. 8, 2002 vs. NSH, Dec. 11, 2002 vs. WSH, Dec. 15, 2002 vs. PIT
Longest winning streak..... 7 games	Guy Hebert, Feb. 25, 1996-Mar. 22, 1996
Longest unbeaten streak... 12 games	Guy Hebert, Feb. 22, 1997-Mar. 19, 1997 (7-0-5)
Longest losing streak..... 7 games	Two times: Mikhail Shtalenkov, Dec. 17, 1995-Feb. 15, 1996; Guy Hebert, Jan. 10, 2001-Feb. 9, 2001
Longest winless streak..... 13 games	Guy Hebert, Dec. 20, 2000-Feb. 9, 2001 (0-11-2)
Longest shutout sequence.... 237:07	Jean-Sebastien Giguere, Dec. 6, 2002-Dec. 18, 2002 (spanning 5 games)

## DUCKS TEAM HIGHS

### MOST GOALS

Season.....	254	2006-07 (3.10 per-game avg., not including 4 team goals awarded for shootout wins)
Game.....	8	Two times: Jan. 21, 1998 vs. FLA; Mar. 21, 2004 vs. DET
First Period.....	5	Oct. 29, 1995 vs. CGY
Second Period.....	4	15 times, last: Feb. 17, 2008 @ CGY
Third Period.....	5	Jan. 23, 2004 vs. MIN

### MOST ASSISTS

Season.....	453	2006-07
Game.....	15	Mar. 21, 2004 vs. DET
Period.....	10	Jan 23, 2004 vs. MIN (third)

### MOST POINTS (goals + assists)

Season.....	707	2006-07 (254-453=707)
Game.....	23	Mar. 21, 2004 vs. DET (8-15=23)
Period.....	15	Jan 23, 2004 vs. MIN, (third; 5-10=15)

### MOST SHOTS

Season.....	2585	2005-06 (31.5 per-game average)
Game.....	52	Jan 10, 1997 vs. BUF
First Period.....	23	Oct. 28, 2005 vs. STL
Second Period.....	22	Two times: last, Mar. 12, 2006 vs. PHX
Third Period.....	26	Jan. 1, 1994 @ FLA
Overtime.....	11	Jan. 11, 2004 vs. CBJ

### MOST POWER PLAY GOALS

Season.....	89	2006-07 (89-398, 22.4%)
Game.....	4	Three times: Dec. 27, 1997 @ STL; Dec. 16, 1998 vs. NSH; Jan. 28, 2006 @ LA
Period.....	3	Three times: Dec. 16, 1998 vs. NSH (second); Oct. 18, 2006 vs. DET (second); Mar. 29, 2007 @ CBJ (third)

## MOST POWER PLAY OPPORTUNITIES

Season.....	480	2005-06 (87-480, 18.1%)
Game .....	13	Apr. 17, 2006 vs. CGY (3-13)
Period.....	6	Seven times: Mar. 4, 1994 vs. EDM (1-6; third); Dec. 8, 2001 @ CGY (0-6; third); Nov. 1, 2005 vs. NSH (2-6; second); Mar. 11, 2006 @ PHX (1-6; second); Apr. 17, 2006 vs. CGY (1-6; third); Nov. 17, 2006 vs. CHI (2-6; second); Jan. 5, 2007 vs. CBJ (1-6; second)

## MOST SHORTHANDED GOALS

Season.....	13	1993-94
Game .....	3	Dec. 20, 1996 vs. CGY
Period.....	2	Dec. 20, 1996 vs. CGY (second)

## MOST PENALTY MINUTES

Season.....	1843	1997-98 (22.5 per-game average)
Game .....	107	Dec. 8, 2001 @ CGY
Period.....	101	Dec. 8, 2001 @ CGY (third)

## MOST STANDINGS POINTS

Season.....	110	2006-07 (48-20-14)
Month.....	23	Two times: Mar. 2006 (11-4-1); Nov. 2006 (10-2-3)

## MOST WINS

Season.....	48	2006-07 (48-20-14)
Month.....	11	Mar. 2006 (11-4-1)

## MOST LOSSES

Season.....	46	1993-94 (33-46-5)
Month.....	10	Jan. 2001 (2-10-1-0)

## MOST TIES (2003-04 was the last season the NHL had tie games)

Season.....	13	Three times: 1996-97; 1997-98; 1998-99
Month.....	4	Four times: Mar. 1997 (7-3-4); Oct. 1997 (5-4-4); Feb. 2000 (5-3-4); Dec. 2003 (3-7-4-1)

## DUCKS TEAM LOWS

(season lows reflect full 80+ game seasons; 1994-95 included only 48 games due to work stoppage)

## FEWEST GOALS

Season.....	175	2001-02 (2.1 per-game average)
Game .....	0	Several times

## FEWEST ASSISTS

Season.....	295	2001-02
Game .....	0	Several times

## FEWEST POINTS (goals + assists)

Season.....	470	2001-02 (175-295=470)
Game .....	0	Several times



# RECORDS

## FEWEST SHOTS

---

Season .....	2123	2000-01 (25.9 per-game average)
Game .....	12	Two times: Oct. 22, 1996 @ PHI; Apr. 6, 1994 @ CGY
First Period .....	0	Dec. 27, 2000 @ DAL
Second Period .....	2	Four times, last: Mar. 4, 2001 vs. LA
Third Period .....	0	Mar. 21, 2008 @ SJ
Overtime .....	0	Several times

## FEWEST POWER PLAY GOALS

---

Season .....	43	2001-02
--------------	----	---------

## FEWEST POWER PLAY OPPORTUNITIES

---

Season .....	310	2003-04
Game .....	0	Mar. 28, 1999 vs. CGY

## FEWEST SHORTHANDED GOALS

---

Season .....	4	Three times: 1999-00; 2001-02; 2006-07
--------------	---	--

## FEWEST PENALTY MINUTES

---

Season .....	926	1999-00 (11.3 per-game average)
Game .....	0	Three times: May 1, 1995 vs. STL; Oct. 15, 1999 @ TB; Mar. 2, 2000 @ VAN

## FEWEST WINS

---

Season .....	25	2000-01 (25-41-11-5)
Month (minimum 5 GP) .....	1	Oct., 1996 (1-9-2)

## FEWEST REGULATION LOSSES

---

Season .....	20	2006-07 (48-20-14)
Month (minimum 5 GP) .....	0	Twice – Apr. 1997 (3-0-2); Oct. 2006 (9-0-3)

## FEWEST TIES (2003-04 was the last season the NHL had tie games)

---

Season .....	5	Two times: 1993-94 (33-46-5); 1994-95 (16-27-5)
Month .....	0	Several times

## DUCKS ROOKIE RECORDS

### MOST GOALS

---

Season .....	29	Dustin Penner, 2006-07
Game .....	2	Several times

### MOST ASSISTS

---

Season .....	26	Francois Beauchemin, 2005-06
Game .....	4	Ryan Getzlaf, Mar. 24, 2006 vs. NSH (0-4=4)

### MOST POINTS

---

Season .....	45	Dustin Penner, 2006-07 (29-16=45)
Game .....	4	Two times: Stanislav Chistov, Oct. 10, 2002 @ STL (1-3=4); Ryan Getzlaf, Mar. 24, 2006 vs. NSH (0-4=4)

### MOST POWER PLAY GOALS

---

Season .....	10	Ryan Getzlaf, 2005-06
Game .....	2	Two times: Paul Kariya, Mar. 9, 1995 vs. DET; Dustin Penner, Nov. 30, 2005 vs. PHX

## MOST SHORTHANDED GOALS

Season.....	1	Four times: Paul Kariya, 1994-95; Oleg Tverdovsky, 1994-95; Samuel Pahlsson, 2000-01; Chris Kunitz, 2005-06
Game .....	1	Four times: Paul Kariya & Oleg Tverdovsky, both on Feb. 1, 1995 @ DAL; Samuel Pahlsson, Mar. 18, 2001 @ CHI; Chris Kunitz, Dec. 18, 2005 vs. SJ

## MOST SHOTS

Season.....	204	Dustin Penner, 2006-07
Game .....	8	Three times: two times by Milos Holan, Mar. 17, 1995 vs. TOR & Apr. 5, 1995 vs. EDM; Chris Kunitz, Feb. 4, 2002 vs. CAR; Corey Perry, Oct. 14, 2005 vs. CBJ

## MOST PENALTY MINUTES

Season.....	121	Peter LeBoutillier, 1996-97
Game .....	30	Two times: Peter LeBoutillier, Feb. 20, 1997 @ LA & Mar. 13, 1998 @ DAL

## MOST GAMES PLAYED

Season.....	82	Dustin Penner, 2006-07
-------------	----	------------------------

## HIGHEST PLUS/MINUS (+/-)

Season (minimum 45 GP) ..	+19	Chris Kunitz, 2005-06
Game .....	+3	Several times

## HIGHEST SHOOTING PERCENTAGE

Season (minimum 39 GP) ..	16.3	Sean Pronger, 1996-97
Game .....	100.0	Several times

## MOST GAME-WINNING GOALS

Season.....	5	Dustin Penner, 2006-07
-------------	---	------------------------

## MOST GAME-TYING GOALS

Season.....	2	Frank Banham, 1997-98
-------------	---	-----------------------

## LONGEST ROOKIE SCORING STREAKS

Point Streak.....	8 games	Paul Kariya (6-9=15), Mar. 7, 1995-Mar. 23, 1995
Goal Streak.....	4 games	Dustin Penner (5-0=5), Feb. 26, 2007-Apr. 4, 2007
Assist Streak.....	7 games	Francois Beauchemin (0-8=8), Jan. 26, 2006-Feb. 8, 2006

## MOST SAVES (Goaltenders)

Season.....	667	Ilya Bryzgalov, 2005-06 (31 games)
Game .....	36	Ilya Bryzgalov, Oct. 21, 2005 @ DET

## MOST SHOTS FACED (Goaltenders)

Season.....	733	Ilya Bryzgalov, 2005-06 (31 games)
Game .....	39	Ilya Bryzgalov, Oct. 21, 2005 @ DET

## MOST MINUTES (Goaltenders)

Season.....	1575	Ilya Bryzgalov, 2005-06 (31 games)
Game .....	65	Several times

## MOST WINS (Goaltenders)

Season ..... 13 Ilya Bryzgalov, 2005-06 (13-12-1)

## LOWEST GOALS-AGAINST-AVERAGE (Goaltenders)

Season ..... 2.51 Ilya Bryzgalov, 2005-06 (31 games)

## DUCKS MISCELLANEOUS RECORDS

Longest Winning Streak ..... 7 games	Feb. 20-1999-Mar. 7, 1999
Home ..... 10 games	Feb. 17, 2008-Mar. 26, 2008
Road ..... 7 games	Nov. 28, 2006-Dec. 13, 2006
Longest Losing Streak ..... 8 games	Two times: Oct. 12, 1996-Oct. 30, 1996; Nov. 3, 2005-Nov. 20, 2005
Home ..... 8 games	Jan. 10, 2001-Feb. 9, 2001
Road ..... 7 games	Oct. 8, 2005-Nov. 12, 2005
Longest Unbeaten Streak ... 12 games	Feb. 22, 1997-Mar. 19, 1997 (7-0-5)
Home ..... 14 games	Feb. 12, 1997-Apr. 9, 1997 (10-0-4)
Road ..... 7 games	Nov. 28, 2006-Dec. 13, 2006
Longest Winless Streak ..... 9 games	Three times: Nov. 21, 1995-Dec. 10, 1995 (0-6-3); Oct. 10, 1996-Oct. 30, 1996 (0-8-1); Nov. 7, 2001-Nov. 24, 2001 (0-7-2-0)
Home ..... 11 games	Jan. 5, 2001-Feb. 14, 2001 (0-8-3-0)
Road ..... 13 games	Nov. 1, 2003-Dec. 27, 2003 (0-8-2-3)

## CONSECUTIVE POWER PLAY GOALS & ATTEMPTS

Most consecutive games scoring PP goal ..... 11	Mar. 7, 1997-Mar. 28, 1997 (14-for-39, .359)
Most consecutive games not scoring PP goal ..... 8	Four times, last: Jan. 7, 2004-Jan. 21, 2004 (0-for-26)
Most consecutive attempts scoring PP goal ..... 5	Mar. 29, 2007 @ CBJ (3)-Mar. 31, 2007 @ STL (2) (spanning 2 games)
Most consecutive attempts without a PP goal ..... 31	Two times: Jan. 31, 1995-Jan. 18, 1995 (spanning 9 games); Mar. 3, 2003-Mar. 19, 2003 (spanning 8 games)

## CONSECUTIVE PENALTY KILLING & ATTEMPTS

Most consecutive games allowing PP goal ..... 12	Oct. 5, 2005-Oct. 30, 2005 (69-for-89, .775)
Most consecutive games not allowing PP goal ..... 7	Dec. 18, 2001-Dec. 30, 2001 (0-for-26)
Most consecutive shorthanded stops (no goal) ..... 32	Nov. 8, 1998-Nov. 20, 1998 (spanning six games)
Most consecutive opponent PP attempts scoring goal ... 4	Two times: Dec. 19, 1997 vs. PHX (4); Oct. 13, 2000 @ OTT (3) & Nov. 15, 2000 @ DET (1) (spanning 2 games)

## SINGLE GAME

### EARLIEST GOALS SCORED

Earliest goal scored from the start of a game .....:08	Paul Kariya, Mar. 9, 1997 @ COL
Earliest two goals scored from the start of a game .....:2:18	P. Kariya (1:54) & M. Chouinard (2:18), Dec. 1, 2002 vs. CHI
Earliest three goals scored from the start of a game .....:7:24	P. Kariya (1:54), M. Chouinard (2:18) & P. Kjellberg (7:24), Dec. 1, 2002 vs. CHI
Earliest four goals scored from the start of a game .....:11:09	T. Selanne (2:28), A. McDonald (7:59), S. Pahlsson (9:41) & T. Wright (11:09), Dec. 21, 2005 vs. STL
Earliest five goals scored from the start of a game .....:14:45	S. Van Allen (1:27), P. Kariya (8:32), P. Douris (9:22), P. Kariya (13:51) & Douris (14:45), Oct. 29, 1995 vs. CGY
Earliest goal scored from the start of a 2nd period .....:0:13	Corey Perry, Dec. 20, 2006 vs. DAL
Earliest goal scored from the start of a 3rd period .....:0:09	Bobby Dollas, Mar. 23, 1995 @ SJ
Earliest goal scored from the start of an overtime .....:0:10	Mike Leclerc, Feb. 12, 2003 vs. CGY

## EARLIEST GOALS GIVEN UP

Earliest goal against from the start of a game . . . . .	0:09	Trevor Linden, Jan. 16, 1994 vs. VAN
Earliest two goals against from the start of a game . . . 1:11		S. Doan (0:41) & J. Ylonen (1:11), Jan. 19, 2001 vs. PHX
Earliest three goals against from the start of a game . . 4:44		V. Zelepukin (1:55), C. Millen (4:08) & B. Guerin (4:44), Nov. 5, 1993 vs. NJ
Earliest four goals against from the start of a game . . . 6:32		V. Zelepukin (1:55), C. Millen (4:08), B. Guerin (4:44) & T. Chorske (6:32), Nov. 5, 1993 vs. NJ
Earliest five goals against from the start of a game . . . 8:05		V. Zelepukin (1:55), C. Millen (4:08), B. Guerin (4:44), T. Chorske (6:32) & B. Guerin (8:05), Nov. 5, 1993 vs. NJ
Earliest goal against from the start of a 2nd period . . . 0:15		Bryan Smolinski, Oct. 25, 2000 @ LA
Earliest goal against from the start of a 3rd period . . . 0:05		Daymond Langkow, Apr. 11, 2006 @ CGY
Earliest goal against from the start of an overtime . . . 0:14		Aaron Miller, Dec. 16, 2001 vs. LA

## FASTEST GOALS SCORED (shortest time span between goals)

Fastest two goals scored . . . . .	0:08	T. Selanne (5:44) & C. Kunitz (5:52), Nov. 30, 2005 vs. PHX
Fastest three goals scored . . . . .	0:51	A. McDonald, D. Lambert & M. Chouinard, Dec. 23, 2001 @ PHX
Fastest four goals scored . . . . .	3:30	M. Ferner, G. Valk, B. Houlder & J. Sacco, Feb. 26, 1994 @ QUE
Fastest five goals scored . . . . .	10:04	J. Lupul, S. Rucchin, S. Pahlsson, S. Fedorov & P. Sykora, Mar. 21, 2004 vs. DET
Fastest six goals scored . . . . .	20:15	S. King, B. Houlder, B. Corkum, T. Ewen, T. Yake & P. Douris, Dec. 20, 1994 @ WPG

## FASTEST OPPONENT GOALS SCORED (shortest time span between goals)

Fastest two goals against . . . . .	0:06	D. Bodger & L. Robitaille, Apr. 15, 1999 @ LA
Fastest three goals against . . . . .	1:21	A. Selivanov, R. Murray & A. Selivanov, Feb. 17, 1999 vs. EDM
Fastest four goals against . . . . .	2:55	A. Mogilny, J. Beranek, A. Mogilny & A. Mogilny, Dec. 22, 1995 vs. VAN
Fastest five goals against . . . . .	5:05	B. Shanahan, I. Laperriere, E. Tikkanen, K. Miller & E. Tikkanen, Jan. 31, 1995 @ STL
Fastest six goals against . . . . .	18:30	J. Roenick, S. Doan, G. Adams, T. Letowski, G. Adams & S. Neckar, Dec. 22, 1999 vs. PHX

## CONSECUTIVE GOALS

Most consecutive (unanswered) goals scored . . . . .	7	Dec. 20, 1996 vs. CGY (7-0 final)
Most consecutive (unanswered) goals by opponent . . . . .	8	Mar. 21, 2001 @ DAL (8-0 final)

## SHOOTING PERCENTAGE

Highest shooting percentage . . . . .	31.8%	Nov. 3, 1995 vs. NYR (7 goals on 22 shots)
Opponent's highest shooting percentage . . . . .	43.8%	Nov. 15, 2006 vs. PHI (7 goals on 16 shots)

## POWER PLAY PERCENTAGE

Highest power play percentage . . . . .	100%	10 times (most: Dec. 1, 1998 @ PIT & Mar. 26, 1999 vs. DAL, both 2-for-2)
Lowest power play percentage . . . . .	0.0%	Several times (most chances w/o a PPG: 8, nine times)
Opponent's highest power play percentage . . . . .	100%	Six times (most: Dec. 19, 1997 vs. PHX, 4-for-4)
Opponent's lowest power play percentage . . . . .	0.0%	Several times (most chances w/o a PPG - 13, Feb. 27, 1998 @ EDM)

## MARGIN OF VICTORY/DEFEAT

Largest Margin of Victory . . . . .	7	Dec. 20, 1996 vs. CGY (7-0)
Largest Margin of Defeat . . . . .	8	Mar. 21, 2001 @ DAL (8-0)

## BIGGEST DIFFERENCES IN SHOTS/GOALS WITH WINS/LOSSES

Most shots in a loss . . . . .	50	Oct. 11, 2006 vs. NYI (lost 5-4 in SO)
Fewest shots in a win . . . . .	13	Two times: Mar. 24, 2002 @ DAL (won 2-1); Jan. 18, 2003 @ MIN (won 1-0)
Most goals in a loss . . . . .	5	Four times, last: Nov. 7, 2007 vs. PHX (6-5 loss in OT)
Fewest goals in a win . . . . .	1	16 times (three in 2000-01)

## LARGEST DEFICITS/LEADS OVERCOME

Largest deficit overcome in a win . . . . .	3 goals	Five times, last: Feb. 15, 2007 @ PHX (trailed 4-1 at 19:55 of the second, won 5-4 in OT)
Largest deficit overcome in a tie . . . . .	4 goals	Oct. 10, 1996 @ COL (trailed 6-2 at 10:43 of the third, tied 6-6)
Largest lead relinquished in a loss . . . . .	3 goals	Three times: Nov. 24, 1995 vs. CHI (led 4-1 at 2:12 of the third, lost 5-4 in OT); Jan. 6, 2006 @ DAL (led 3-0 at 3:53 in the second, lost 4-3 in a shootout); Jan. 5, 2007 vs. CBJ (led 3-0 at 9:58 in the third, lost 4-3 in reg.)
Largest lead relinquished in a tie . . . . .	4 goals	Jan. 7, 2000 @ CAR (led 4-0 at 17:33 of the second, tied 4-4)

## MULTIPLE PLAYERS WITH POINTS IN ONE GAME

Most players with at least one point in a game . . . . .	13	Four times, last: Oct. 30, 2006 @ STL
Most players with multiple-points in a game . . . . .	8	Apr. 4, 2006 vs. VAN
Most players with three-or-more points in a game . . . . .	4	Two times: Jan. 1, 1999 @ BUF (Selanne-5 pts., Olausson-4, Rucchin-4, Kariya-3); Nov. 3, 2007 @ PHX (Getzlaf-3, Perry-3, Pronger-3, Schneider-3)
Most players with four-or-more points in a game . . . . .	3	Two times: Jan. 1, 1999 @ BUF (Selanne-5, Olausson-4, Rucchin-4); Nov. 19, 2006 vs. PHX (Selanne-5, Kunitz-4, McDonald-4)

# SEASON

## INDIVIDUAL

Most multiple-goal games . . . . .	14	Teemu Selanne, 1997-98
Most hat tricks . . . . .	3	Teemu Selanne, 1997-98
Highest percentage of team's total goals . . . . .	25.4%	Teemu Selanne, 1997-98 (scored 52 of team's 205 goals)
Most multiple-assist games . . . . .	16	Teemu Selanne, 1996-97
Most multiple-point games . . . . .	33	Paul Kariya, 1996-97
Most three-or-more point games . . . . .	16	Teemu Selanne, 1998-99
Most four-or-more point games . . . . .	4	Two times, Paul Kariya, 1999-00; Teemu Selanne, 1998-99
Most 30+ save games (goalies) . . . . .	33	Guy Hebert, 1996-97
Most 40+ save games (goalies) . . . . .	7	Guy Hebert, 1998-99

## TEAM

Most four-or-more goal games . . . . .	34	2005-06
Most five-or-more goal games . . . . .	20	2005-06
Most shutouts . . . . .	9	2002-03 (8 by J.S. Giguere, 1 by M. Gerber)
Least shutouts . . . . .	2	1994-95 (both by Guy Hebert)
Most times shutout . . . . .	11	1997-98
Least times shutout . . . . .	1	1996-97
Most overtime games . . . . .	23	2006-07 (9-4-10 record)



## CAREER

Most multiple-goal games .....	68	Teemu Selanne, 1996-2001 & 2005-08
Most hat tricks .....	11	Teemu Selanne, 1995-96 through 2000-01 & 2005-06 through 2006-08
Most multiple-assist games .....	82	Teemu Selanne, 1995-96 through 2000-01 & 2005-06 through 2006-08
Most multiple-point games .....	185	Paul Kariya, 1994-95 through 2002-03
Most three-or-more point games .....	71	Teemu Selanne, 1995-96 through 2000-01 & 2005-06 through 2006-08
Most four-or-more point games .....	17	Paul Kariya, 1994-95 through 2002-03
Most 30+ save games (goalies) .....	165	Guy Hebert, 1993-94 through 2000-01
Most 40+ save games (goalies) .....	23	Guy Hebert, 1993-94 through 2000-01
Most consecutive games played .....	275	Samuel Pahlsson, Feb. 1, 2004-Apr. 7, 2007
Most seasons with the Ducks .....	10	Steve Rucchin, 1994-95 through 2003-04

## OPPONENTS INDIVIDUAL RECORDS

### MOST GOALS

Career .....	32	Brett Hull, STL, DAL, DET
Season .....	10	Jonathan Cheechoo, SJ (2005-06)
Game .....	4	Three times: Owen Nolan, Dec. 19, 1995 vs. SJ; Joe Nieuwendyk, Mar. 13, 1998 @ DAL; Brett Hull, Mar. 21, 2001 @ DAL
Period .....	3	Four times: O. Nolan, Dec. 19, 1995 vs. SJ, (second); A. Mogilny, Dec. 22, 1995 vs. VAN (third); A. Selivanov, Feb. 17, 1999 vs. EDM (third); A. Cassels, Nov. 8, 2000 vs. VAN (second)

### MOST ASSISTS

Career .....	50	Mike Modano, DAL
Season .....	10	Igor Larionov, SJ (1993-94)
Game .....	4	10 times, last: Craig Conroy, Jan. 19, 2004 vs. CGY
Period .....	4	Adam Oates, Mar. 24, 1994 @ BOS (second)

### MOST POINTS

Career .....	72	Mike Modano, DAL (22-50=72)
Season .....	13	Jonathan Cheechoo, SJ, 2005-06 (10-3=13)
Game .....	6	Mike Modano, Feb. 1, 1995 @ DAL (2-4=6)
Period .....	4	Two times: Owen Nolan, Dec. 19, 1995 vs. SJ, (3-1=4; second) & Adam Oates, Mar. 24, 1994 @ BOS (0-4=4; second)

### MOST POWER PLAY GOALS

Season .....	4	Jonathan Cheechoo, SJ (2005-06)
Game .....	3	Owen Nolan, Dec. 19, 1995 vs. SJ
Period .....	3	Owen Nolan, Dec. 19, 1995 vs. SJ (second)

### MOST SHORTHANDED GOALS

Season .....	2	Several times
Game .....	1	Many times
Period .....	1	Many times

# RECORDS

## MOST SHOTS

---

Season.....	34	Jonathan Cheechoo, SJ (2005-06)
Game.....	11	Pavel Bure, Oct. 3, 1997 vs. VAN (Tokyo, Japan)
Period.....	7	Two times: Dave Scatchard, Mar. 8, 2004 vs. NYI (first); Keith Tkachuk, Apr. 3, 1998 @ PHX (second)

## MOST PENALTY MINUTES

---

Season.....	47	Craig Berube, CGY (2001-02)
Game.....	33	Craig Berube, Dec. 8, 2001 @ CGY (7 penalties)
Period.....	31	Craig Berube, Dec. 8, 2001 @ CGY (6 penalties; third)

## HIGHEST PLUS/MINUS (+/-)

---

Game.....	+5	Several times
-----------	----	---------------

## OPPONENTS GOALTENDER RECORDS

### MOST GAMES PLAYED

---

Career.....	36	Ed Belfour, CHI, SJ, DAL, TOR
-------------	----	-------------------------------

### MOST MINUTES PLAYED

---

Career.....	2,096	Ed Belfour, CHI, SJ, DAL, TOR
Season.....	443	Marty Turco, DAL (2005-06; 8 games)
Game.....	65	Many times

### MOST WINS

---

Career.....	23	Ed Belfour, CHI, SJ, DAL, TOR (23-10-2)
Season.....	6	Mike Vernon, SJ (1997-98; 6-0-0)

### MOST LOSSES

---

Career.....	18	Curtis Joseph, STL, EDM, TOR, DET, PHX (15-18-1)
Season.....	5	Curtis Joseph, PHX (2006-07)

### MOST TIES

---

Career.....	6	Felix Potvin, TOR, VAN, LA (15-3-6); Patrick Roy, MTL, COL (13-7-6)
Season.....	2	Several times

### MOST SHUTOUTS

---

Career.....	10	Ed Belfour, CHI, SJ, DAL
Season.....	2	Six times, last: Jussi Markkanen, EDM (2002-03)

### MOST SAVES

---

Career.....	767	Ed Belfour, CHI, SJ, DAL, TOR
Season.....	207	Mathieu Garon, LA (2005-06; 7 games)
Game.....	47	Dominik Hasek, Jan. 10, 1997 vs. BUF (47-of-52; OT)
Period.....	24	John Vanbiesbrouck, Jan. 1, 1994 @ FLA (24-of-26; third)
Overtime.....	11	Marc Denis, Jan. 11, 2004 vs. CBJ (11-of-11)

## MOST SHOTS FACED

Career.....	833	Ed Belfour - CHI, SJ, DAL, TOR
Season.....	207	Mathieu Garon - LA, 2005-06 (7 games)
Game.....	52	Dominik Hasek, 1/10/97 vs. BUF, OT (47-52)
Period.....	26	John Vanbiesbrouck, 1/1/94 @ FLA, 3rd (24-26)
Overtime.....	11	Marc Denis, 1/11/04 vs. CBJ (11-11)

## MOST GOALS ALLOWED

Career.....	90	Curtis Joseph, STL, EDM, TOR, DET, PHX
Season.....	29	Mathieu Garon, LA (2005-06; 7 games)
Game.....	7	Four times, last: Dominic Hasek, Jan. 1, 1999 @ BUF
Period.....	5	Dwayne Roloson, Jan. 23, 2004 vs. MIN (third)

## LOWEST GOALS-AGAINST-AVERAGE (minimum 200 minutes played)

Career.....	1.16	Martin Biron, BUF
Season (minimum 2 GP)...	0.00	Jussi Markkanen, EDM (2002-03; 2 games)

## HIGHEST GOALS-AGAINST-AVERAGE (minimum 200 minutes played)

Career.....	4.58	Mathieu Garon, LA
Season (minimum 2 GP)...	6.29	Alexander Auld, VAN (2005-06; 3 games)

# OPPONENTS TEAM HIGHS

## MOST GOALS

Game.....	9	Feb. 1, 1995 @ DAL
First Period.....	5	Two times: Nov. 5, 1993 vs. NJ; Nov. 15, 2006 vs. PHI
Second Period.....	5	Three times: Mar. 24, 1994 @ BOS, Jan. 31, 1995 @ STL; Apr. 1, 1998 vs. PHX
Third Period.....	5	Two times: Dec. 22, 1999 vs. PHX; Mar. 21, 2001 @ DAL

## MOST ASSISTS

Game.....	17	Feb. 1, 1995 @ DAL
Period.....	10	Nov. 15, 2006 vs. PHI

## MOST POINTS (goals + assists)

Game.....	26	Feb. 1, 1995 @ DAL (9-17=26)
Period.....	15	Nov. 15, 2006 vs. PHI

## MOST SHOTS

Game.....	57	Mar. 21, 2004 vs. DET
First Period.....	23	Three times: Dec. 27, 1995 @ LA; Dec. 22, 2000 @ DET; Mar. 21, 2004 vs. DET
Second Period.....	24	Feb. 3, 1995 vs. DET
Third Period.....	23	Jan. 10, 1999 vs. EDM
Overtime.....	10	Feb. 3, 2000 @ PHI

## MOST POWER PLAY GOALS

Game .....	4	Six times, last: Dec. 14, 2007 @ MIN (4-for-6)
Period .....	4	Dec. 14, 2007 @ MIN (4-for-4 in the second period)

## MOST POWER PLAY OPPORTUNITIES

Game .....	13	Feb. 27, 1998 @ EDM (0-for-13)
Period .....	7	Two times: Dec. 2, 1993 @ LA (1-for-7); Dec. 8, 2000 @ MIN (0-for-7)

## MOST SHORTHANDED GOALS

Game .....	3	Oct. 18, 1996 vs. SJ
Period .....	2	Three times: Feb. 1, 1995 @ DAL (second); Oct. 18, 1996 vs. SJ (third); Dec. 6, 2005 vs. CAR (second)

## MOST PENALTY MINUTES

Game .....	202	Dec. 8, 2001 @ CGY
Period .....	190	Dec. 8, 2001 @ CGY (third)

## OPPONENTS TEAM LOWS

### FEWEST SHOTS

Game .....	11	Jan. 23, 2004 vs. MIN
First Period .....	0	Apr. 1, 2000 @ LA
Second Period .....	1	Mar. 27, 2007 vs. PHX
Third Period .....	1	Dec. 12, 2007 vs. VAN
Overtime .....	0	Several times

### FEWEST POWER PLAY OPPORTUNITIES

Game .....	0	Six times, last: Nov. 12, 2006 vs. MIN
------------	---	--

### FEWEST PENALTY MINUTES

Game .....	2	Several times, last: Mar. 15, 2008 vs. STL
------------	---	--

## HONDA CENTER INDIVIDUAL HIGHS

### MOST GOALS

Game .....	4	Owen Nolan, SJ, 12/19/95
Period .....	3	Four times: A. Selivanov, EDM, Feb. 17, 1999 (third); T. Selanne, ANA, Nov. 10, 1997 (first); O. Nolan, SJ, Dec. 19, 1995, (second); A. Cassels, VAN, Nov. 8, 2000 (second)

### MOST ASSISTS

Game .....	5	Two times, Teemu Selanne, ANA, Nov. 19, 2006 vs. PHX; Dmitri Mironov, ANA, Dec. 12, 1997 vs. WSH
Period .....	3	Several times

### MOST POINTS

Game .....	5	11 times, last: Teemu Selanne, ANA, Feb. 24, 2008 vs. CHI
Period .....	4	Owen Nolan, SJ, Dec. 19, 1995 (second)

## MOST POWER PLAY GOALS

Game .....	3	Owen Nolan, SJ, Dec. 19, 1995
Period .....	3	Owen Nolan, SJ, Dec. 19, 1995 (second)

## MOST SHORTHANDED GOALS

Game .....	2	ANA vs. DET, Oct. 15, 2007 (Pahlsson, O'Donnell)
Period .....	2	ANA vs. DET, Oct. 15, 2007 (Pahlsson, O'Donnell; third)

## MOST SHOTS

Game .....	12	Three times, all by Paul Kariya: Nov. 6, 1996 vs. MTL; Nov. 8, 1998 vs. DET; Mar. 10, 1999 vs. VAN
Period .....	9	Paul Kariya, Nov. 8, 1998 vs. DET (first)

## MOST PENALTY MINUTES

Game .....	37	Todd Ewen, Feb. 25, 1996 vs. SJ
Period .....	29	George Burnett, Apr. 4, 2004 vs. CGY

## HIGHEST PLUS/MINUS (+/-)

Game .....	+5	Several times
------------	----	---------------

## HIGHEST SHOOTING PERCENTAGE

Game .....	100.0	Several times
------------	-------	---------------

## MOST SAVES (Goaltenders)

Game .....	51	Jean-Sebastien Giguere, Mar. 21, 2004 vs. DET (51-for-57)
Period .....	22	Two times: Guy Hebert, Feb. 3, 1995 vs. DET (22-of-24; second); Jean-Sebastien Giguere, Oct. 6, 2006 vs. LA (22-of-22; first)
Overtime .....	11	Marc Denis, CBJ, Jan. 11, 2004 (11-of-11)

## MOST SHOTS FACED (Goaltenders)

Game .....	57	Jean-Sebastien Giguere, Mar. 21, 2004 vs. DET (51-of-57)
Period .....	24	Two times: Guy Hebert, Feb. 3, 1995 vs. DET (22-of-24; second); Dwayne Roloson, MIN, Jan. 23, 2004 (19-of-24; third)
Overtime .....	11	Marc Denis, CBJ, Jan. 11, 2004 (11-of-11)

## MOST GOALS ALLOWED (Goaltenders)

Game .....	7	Four times, last: Trevor Kidd, Dec. 20, 1997 vs. CGY
Period .....	5	Four times, last: Jean-Sebastien Giguere, Nov. 15, 2006 vs. PHI, (first); Dwayne Roloson, MIN, Jan. 23, 2004 (third); Dominic Roussel, Dec. 22, 1999 vs. PHX (third); Mikhail Shtalenkov, Apr. 1, 1998 vs. PHX (second)

## HONDA CENTER TEAM HIGHS & LOWS

### MOST GOALS

Game .....	8	Three times: ANA vs. FLA, Jan. 21, 1998; PHX, Dec. 22, 1999; ANA vs. DET, Mar. 21, 2004
First Period .....	5	Three times: NJ, Nov. 5, 1993; ANA vs. CGY, Oct. 29, 1995; PHI, Nov. 15, 2006
Second Period .....	5	PHX, Apr. 1, 1998
Third Period .....	5	Two times: PHX, Dec. 22, 1999; ANA vs. MIN, Jan. 23, 2004



## MOST SHOTS

---

Game .....	57	DET, Mar. 21, 2004
First Period .....	23	DET, Mar. 21, 2004
Second Period .....	24	DET, Feb. 3, 1995
Third Period .....	23	ANA vs. EDM, Jan. 10, 1999
Overtime .....	11	ANA vs. CBJ, Feb. 11, 2004

## MOST POWER PLAY GOALS

---

Game .....	4	Four times, last: ANA vs. LA, Jan. 28, 2006 (4-for-8)
Period .....	3	Five times, last: ANA vs. DET, Oct. 18, 2006 (3-for-4; second)

## MOST POWER PLAY OPPORTUNITIES

---

Game .....	13	ANA vs. CGY, Apr. 17, 2006 (3-for-13)
Period .....	6	Five times, last: ANA vs. CBJ, Jan. 15, 2007 (1-for-6; second)

## MOST SHORTHANDED GOALS

---

Game .....	3	Two times: SJ, Oct. 18, 1996; ANA vs. CGY, Dec. 20, 1996
Period .....	2	Four times: SJ, Oct. 18, 1996 (third); ANA vs. CGY, Dec. 20, 1996 (second); CAR, Dec. 6, 2005 (second); ANA vs. DET, Oct. 15, 2007 (third)

## MOST PENALTY MINUTES

---

Game .....	88	ANA vs. EDM, Feb. 17, 1997
Period .....	57	ANA vs. EDM, Feb. 17, 1997 (third)

## FEWEST SHOTS

---

Game .....	11	MIN, Jan. 23, 2004
First Period .....	2	Six times, last: ANA vs. VAN, Mar. 31, 2004
Second Period .....	1	PHX, Mar. 22, 2007
Third Period .....	1	Three times: ANA vs. BOS, Oct. 15, 1993; ANA vs. OTT, Mar. 10, 2002; VAN, Dec. 12, 2007
Overtime .....	0	Several times

## FEWEST POWER PLAY OPPORTUNITIES

---

Game .....	0	Four times, last: MIN, Nov. 12, 2006
------------	---	--------------------------------------

## FEWEST PENALTY MINUTES

---

Game .....	0	ANA vs. STL, May, 1, 1995
------------	---	---------------------------

## TWO-TEAM SINGLE-GAME HIGHS & LOWS

### MOST GOALS

Game .....	14	ANA (8) vs. DET (6), Mar. 21, 2004
Period.....	7	Two times: SJ (4) @ ANA (3), Dec. 19, 1995 (second); PHI (5) vs. ANA (2), Nov. 15, 2006 (first)

### MOST SHOTS

Game .....	87	ANA (30) vs. DET (57), Mar. 21, 2004
Period.....	37	WPG (20) @ ANA (17), Oct. 22, 1995 (first)
Overtime.....	12	ANA (11) vs. CBJ (1), Jan. 11, 2004

### MOST POWER PLAY GOALS

Game .....	6	Four times, last: ANA (4) @ LA (2), Jan. 28, 2006
Period.....	4	Three times: SJ (3) @ ANA (1), Dec. 19, 1995 (second); ANA (1) @ MIN (3), Dec. 31, 2006 (second); MIN (4) ANA (0), Dec. 14, 2007 (second)

### MOST POWER PLAY OPPORTUNITIES

Game .....	21	ANA (13) vs. CGY (8), Apr. 17, 2006
Period.....	9	Four times: ANA (3) @ LA (6), Dec. 2, 1993 (first); ANA (4) @ NYR (5), Nov. 25, 2001 (second); ANA (6) vs. NSH (3), Nov. 1, 2005 (second); ANA (3) vs. CGY (6), Apr. 17, 2006 (second)

### MOST SHORTHANDED GOALS

Game .....	4	ANA (2) @ DAL (2), Feb. 1, 1995
Period.....	2	Six times, last: DET (0) @ ANA (2), Oct. 15, 2007 (third)

### MOST PENALTY MINUTES

Game .....	309	ANA (107) @ CGY (202), Dec. 8, 2001
Period.....	291	ANA (101) @ CGY (190), Dec. 8, 2001, (third)

### FEWEST GOALS

Game .....	1	Many times
------------	---	------------

### FEWEST SHOTS

Game .....	29	ANA (15) @ SJ (14), Nov. 27, 1993
Period.....	7	Three times: ANA (4) @ OTT (3), Dec. 28, 1998 (first); BUF (4) vs. ANA (3), Jan. 16, 2002 (third); OTT (6) vs. ANA (1), Mar. 10, 2002 (third)
Overtime.....	1	Many times

### FEWEST POWER PLAY OPPORTUNITIES

Game .....	1	STL (0-0) @ ANA (0-1), May 1, 1995
------------	---	------------------------------------

### FEWEST PENALTY MINUTES

Game .....	2	STL (2) @ ANA (0), May 1, 1995
------------	---	--------------------------------

## REAL-TIME RECORDS

(officially kept since start of 1998-99 season)

### TIME ON ICE

---

Game .....	35:51	Scott Niedermayer, Jan. 9, 2007 @ NSH
Season Avg. ....	27:30	Scott Niedermayer, 2006-07

### SHIFTS

---

Game .....	40	Oleg Tverdovsky, Apr. 4, 2001 @ COL
Season Avg. ....	28.5	Steve Rucchin, 2003-04

### TOTAL HITS

---

Game .....	11	Ruslan Salei, Mar. 21, 2001 @ DAL
Season .....	286	Vitaly Vishnevski, 2000-01
Career .....	808	Ruslan Salei

### BLOCKED SHOTS

---

Game .....	7	Ruslan Salei, Oct. 14, 2000 @ NJ
Season .....	153	Jamie Pushor, 1998-99
Career .....	486	Ruslan Salei

### FACEOFF WIN PERCENTAGE

---

Game (min. 10 faceoffs) ...	92.9	Todd Marchant, Jan. 19, 2006 @ OTT (won 13-of-14 faceoffs)
Season (min. 300 faceoffs)	60.9	Marc Chouinard, 2000-01
Career (min. 1500 faceoffs)	56.5	Sergei Fedorov

### TOTAL FACEOFF WINS


---

Game .....	26	Steve Rucchin, Mar. 26, 2000 vs. PHX (won 26-of-41 faceoffs)
Season .....	1066	Steve Rucchin, 1999-00
Career .....	4251	Steve Rucchin

### TOTAL FACEOFFS TAKEN

---

Game .....	42	Steve Rucchin, Oct. 28, 1998 vs. TB (24 faceoff wins)
Season .....	1996	Steve Rucchin, 1999-00
Career .....	7997	Steve Rucchin



PLAYOFFS

# 2008 DUCKS PLAYOFF STATS

POS	NO.	PLAYER	GP	AVG											
				TOI	G	A	PTS	+/-	PIM	PP	SH	GW	OT	S	PCTG
D	25	CHRIS PRONGER	6	24:13	2	3	5	-1	12	2	0	1	0	12	16.7
C	15	RYAN GETZLAF	6	20:29	2	3	5	-2	6	1	0	0	0	14	14.3
R	8	TEEMU SELANNE	6	19:34	2	2	4	-1	6	2	0	1	0	20	10.0
R	10	COREY PERRY	3	14:54	2	1	3	1	8	0	0	0	0	7	28.6
C	22	TODD MARCHANT	6	17:39	2	0	2	1	0	0	0	0	0	8	25.0
D	21	SEAN O'DONNELL	6	15:31	1	1	2	3	2	0	0	0	0	3	33.3
L	32	TRAVIS MOEN	6	14:08	1	1	2	-1	2	0	0	0	0	4	25.0
D	27	SCOTT NIEDERMAYER	6	24:24	0	2	2	-2	4	0	0	0	0	7	.0
R	4	TODD BERTUZZI	6	14:14	0	2	2	-2	14	0	0	0	0	11	.0
L	14	CHRIS KUNITZ	6	18:30	0	2	2	-2	8	0	0	0	0	14	.0
D	11	MATHIEU SCHNEIDER	6	20:29	1	0	1	-3	8	0	0	0	0	7	14.3
C	39	DOUG WEIGHT	5	7:38	0	1	1	1	4	0	0	0	0	2	.0
G	35	JEAN-SEBASTIEN GIGUERE	6	59:38	0	1	1	0	0	0	0	0	0	0	.0
D	40	KENT HUSKINS	6	14:34	0	1	1	-3	2	0	0	0	0	2	.0
R	16	GEORGE PARROS	1	2:42	0	0	0	0	0	0	0	0	0	0	.0
C	44	ROB NIEDERMAYER	2	13:46	0	0	0	-1	0	0	0	0	0	1	.0
C	17	BRIAN SUTHERBY	5	5:28	0	0	0	0	2	0	0	0	0	3	.0
L	24	BRAD MAY	6	6:55	0	0	0	1	4	0	0	0	0	6	.0
C	26	SAMUEL PAHLSSON	6	18:18	0	0	0	1	0	0	0	0	0	5	.0
D	23	FRANCOIS BEAUCHEMIN	6	21:01	0	0	0	2	26	0	0	0	0	4	.0
C	20	*RYAN CARTER	6	11:02	0	0	0	-2	6	0	0	0	0	6	.0

SW#	GOALTENDER	GPI	MINS	AVG	W	L	EN	SO	GA	SA	SV%	G	A	PIM
35	JEAN-SEBASTIEN GIGUERE	6	358	3.18	2	4	1	0	19	187	.898	0	1	0
	<b>ANA GOALTENDING TOTALS</b>	<b>6</b>	<b>360</b>	<b>3.33</b>	<b>2</b>	<b>4</b>	<b>1</b>	<b>0</b>	<b>20</b>	<b>188</b>	<b>.894</b>	<b>0</b>	<b>1</b>	<b>0</b>





# 2008 PLAYOFF NOTES

The Anaheim Ducks completed the 2007-08 regular season with a mark of 47-27-8 record for 102 points, finishing second in the Pacific Division and fourth in the Western Conference. The Ducks advanced to the NHL Playoffs for a franchise-record third consecutive season and faced the fifth-seed Dallas Stars for the second time in club postseason history. Holding home ice advantage, Anaheim lost Games 1 and 2 at Honda Center before earning its first win in Game 3 at American Airlines Center. A Game 4 loss in Dallas forced the Ducks into a must-win situation for the remainder of the series. Anaheim responded with a convincing victory in Game 5 before the 77th consecutive sellout at Honda Center but was eventually eliminated with a Game 6 loss in Dallas. It was just the second first-round exit in six NHL Playoffs for the Ducks and the first since the 1999 postseason. Center **Ryan Getzlaf** and defenseman **Chris Pronger** finished tied for the team scoring lead with 2-3=5 points each while right wing **Teemu Selanne** finished third with 2-2=4 points.

## GAME 1 (APRIL 10, 2008) - ANAHEIM 0 VS. DALLAS 4

Special teams won the game for Dallas, scoring four power play goals as the Ducks fell to the Stars, 4-0, in Game 1 of the Western Conference Quarterfinals...Dallas forwards Steve Ott, Loui Eriksson, Jere Lehtinen and Brenden Morrow scored a power play goal each...Morrow also picked up two assists for a three-point game...both Mike Ribeiro and Stephane Robidas each earned two assists...Stars goaltender Marty Turco stopped all 23 Ducks shots...**J.S. Giguere** turned away 33-of-37 shots in the loss...**Bobby Ryan** made his NHL career postseason debut, recording one shot with 13:13 TOI...**Scott Niedermayer** had a game-high 24:45 TOI.

PP: 0-3 PK: 4-7 SF: 23 SA: 37

TOI: S. Niedermayer (24:45)

Three Stars: 1. Ribeiro 2. May 3. Turco

## GAME 2 (APRIL 12, 2008) - ANAHEIM 2 VS. DALLAS 5

The Stars jumped out to an early 2-0 lead, but the Ducks answered back as **Teemu Selanne** scored a power play goal at 3:41 of the first period...**Scott Niedermayer** and **Ryan Getzlaf** notched the assists on the Selanne goal...**Travis Moen** evened the score with an even-strength goal at 16:19 of the second with **Todd Bertuzzi** earning the single assist...the Ducks failed to capitalize on two early third-period power play attempts...Mike Modano scored the eventual game-winner for the Stars on the power play at 5:47 of the third...Brad Richards followed with another goal less than a minute later to extend the Stars lead to two goals...Loui Eriksson scored the Stars' fifth and final goal at 14:36 of the third...**J.S. Giguere** stopped 25-of-30 shots in the loss.

PP: 1-6 PK: 2-6 SF: 22 SA: 30

TOI: C. Pronger (25:02)

Three Stars: 1. Richards 2. Getzlaf 3. Ribeiro

## GAME 3 (APRIL 15, 2008) - ANAHEIM 4 @ DALLAS 2

The Ducks became contenders in the series, cutting the Stars' lead to two games to one with a 4-2 victory in Game 3 of the CQF...**Todd Marchant** opened the scoring for the Ducks with a goal at 6:39 of the first period for his first postseason goal since Game 3 of the WCF, May 23, 2006 at Edmonton...**Travis Moen** and **Chris Pronger** assisted on Marchant's goal...**Ryan Getzlaf** scored an unassisted goal, his first of the 2008 postseason, at 10:09 of the first...Pronger scored his first of two goals on the power play at 14:31 of the first, giving the Ducks a 3-0 lead...**Todd Bertuzzi** and **Doug Weight** each earned assists...Pronger pushed the score to 4-0 with another power play tally at 5:34 of the second...**Teemu Selanne** and Getzlaf provided the helpers...it was the first multi-goal game of Pronger's postseason career and tied the club record for points in a playoff game by a defenseman (also a career high)...in addition, his two goals tied a club record for most goals by a defenseman in a postseason contest...**J.S. Giguere** stopped 31-of-33 shots in the victory.

PP: 2-4 PK: 2-7 SF: 15 SA: 33

TOI: S. Niedermayer (26:56)

Three Stars: 1. Pronger 2. Morrow 3. Giguere

## GAME 4 (APRIL 17, 2008) - ANAHEIM 1 @ DALLAS 3

All four of the game's goals were scored at even strength, as the Stars bested the Ducks, 3-1, in Game 4 of the CQF at American Airlines Center...after giving up a goal at 16:39 of the first period to Dallas' Joel Lundqvist, the score remained the same until 9:01 of the third period when Dallas' Stu Barnes put the Stars up, 2-0...Steve Ott added another Dallas goal at 17:17 of the third...**Mathieu Schneider** spoiled the Dallas shutout, scoring with 0:08 seconds remaining in the game...**Corey Perry**, returning for his first postseason contest after missing six weeks with a lacerated right quadriceps tendon, collected an assist on Schneider's goal...**Kent Huskins** also picked up an assist on the Ducks' lone goal, his second career postseason point...**J.S. Giguere** stopped 17-of-20 shots in the loss.

PP: 0-5 PK: 0-6 SF: 28 SA: 20

TOI: S. Niedermayer (25:32)

Three Stars: 1. Turco 2. Barnes 3. Modano

## GAME 5 (APRIL 18, 2008) - ANAHEIM 5 VS. DALLAS 2

Anaheim extended the series to a sixth game with a 5-2 victory at Honda Center...**Corey Perry** scored his first goal of the post-season at 8:25 of the first period, with **Sean O'Donnell** collecting the assist...the Ducks' next two goals were scored on the power play, with **Ryan Getzlaf** scoring at 11:03 of the second and **Teemu Selanne** (GWG) scoring at 0:48 of the third...O'Donnell added an insurance goal at 12:05 of the third, his first goal in the postseason since Game 3 of the WCF, May 23, 2006 at Edmonton...he also established a career high for points in a postseason contest (1-1=2)...**Chris Pronger** and **Chris Kunitz** each had a two-assist nights while Getzlaf and Selanne also collected single assists...**Todd Marchant** scored his second goal of the postseason with an empty-netter at 18:36 of the third...**J.S. Giguere** earned his second victory of the 2008 playoffs, stopping 40-of-42 shots...the Ducks were perfect on the penalty kill, going 7-for-7...the club scored two power play goals for the second time in the series.

PP: 2-3 PK: 0-7 SF: 42 SA: 32

TOI: C. Pronger (27:14)

Three Stars: 1. Giguere 2. Selanne 3. Ribeiro

## GAME 6 (APRIL 20, 2008) - ANAHEIM 1 VS. DALLAS 4

The Ducks were eliminated from the 2008 NHL Playoffs with a 4-1 loss to the Stars in Game 6 of the CQF at American Airlines Center...**Corey Perry** opened the scoring with his second goal in as many games, successfully converting at the 2:11 mark of the second period...assist went to **Scott Niedermayer** and **J.S. Giguere**, who collected his first playoff point since the 2003 postseason...Dallas clinched the series victory with four goals in the third period, including tallies from Stephane Robidas, Stu Barnes, Loui Eriksson and Mike Modano...Giguere finished with 22 saves on 26 shots...the setback marked Anaheim's first opening-round loss since 1999.

PP: 0-3 PK: 2-5 SF: 18 SA: 26

TOI: S. Niedermayer (25:23)

Three Stars: 1. Robidas 2. Morrow 3. Barnes

# 2007 DUCKS PLAYOFF STATS

POS	NO.	PLAYER	GP	AVG											
				TOI	G	A	PTS	+/-	PIM	PP	SH	GW	OT	S	PCTG
C	15	RYAN GETZLAF	21	21:43	7	10	17	1	32	3	1	3	0	57	12.3
R	10	COREY PERRY	21	16:29	6	9	15	5	37	1	0	1	0	58	10.3
R	8	TEEMU SELANNE	21	19:07	5	10	15	1	10	0	0	2	1	60	8.3
D	25	CHRIS PRONGER	19	30:11	3	12	15	10	26	1	0	0	0	58	5.2
C	19	ANDY MCDONALD	21	18:37	10	4	14	6	10	5	0	0	0	64	15.6
L	32	TRAVIS MOEN	21	17:18	7	5	12	5	22	0	0	3	1	34	20.6
C	26	SAMUEL PAHLSSON	21	19:25	3	9	12	10	20	0	0	2	0	30	10.0
D	27	SCOTT NIEDERMAYER	21	29:50	3	8	11	2	26	1	0	2	2	42	7.1
C	44	ROB NIEDERMAYER	21	18:34	5	5	10	9	39	0	1	1	0	42	11.9
D	23	FRANCOIS BEAUCHEMIN	20	30:33	4	4	8	2	16	4	0	0	0	58	6.9
R	17	*DUSTIN PENNER	21	14:04	3	5	8	4	2	0	0	2	0	37	8.1
L	14	CHRIS KUNITZ	13	17:47	1	5	6	1	19	0	0	0	0	28	3.6
C	22	TODD MARCHANT	11	15:44	0	3	3	1-	12	0	0	0	0	19	.0
D	5	RIC JACKMAN	7	6:04	1	1	2	2	2	1	0	0	0	2	50.0
D	21	SEAN O'DONNELL	21	20:20	0	2	2	8	10	0	0	0	0	13	.0
L	24	BRAD MAY	18	7:21	0	1	1	1-	28	0	0	0	0	14	.0
D	40	KENT HUSKINS	21	11:44	0	1	1	4	11	0	0	0	0	5	.0
C	13	MARK HARTIGAN	1	3:34	0	0	0	0	0	0	0	0	0	0	.0
D	34	*AARON ROME	1	11:01	0	0	0	2-	0	0	0	0	0	0	.0
R	46	JOE MOTZKO	3	3:54	0	0	0	0	2	0	0	0	0	2	.0
L	18	*ANDREW MILLER	3	6:59	0	0	0	1	2	0	0	0	0	3	.0
C	52	*RYAN CARTER	4	3:12	0	0	0	1-	0	0	0	0	0	0	.0
R	16	GEORGE PARROS	5	3:49	0	0	0	0	10	0	0	0	0	1	.0
G	30	ILYA BRYZGALOV	5	53:22	0	0	0	0	0	0	0	0	0	0	.0
R	38	*RYAN SHANNON	11	4:03	0	0	0	0	6	0	0	0	0	5	.0
L	45	SHAWN THORNTON	15	3:57	0	0	0	3-	19	0	0	0	0	5	.0
D	33	JOE DIPENTA	16	8:12	0	0	0	0	4	0	0	0	0	3	.0
G	35	J GIGUERE	18	59:16	0	0	0	0	0	0	0	0	0	0	.0

SW#	GOALTENDER	GPI	MINS	AVG	W	L	T	EN	SO	GA	SA	SV %	G	A	PIM
35	J GIGUERE	18	1067	1.97	13	4		0	1	35	451	.922	0	0	0
30	ILYA BRYZGALOV	5	267	2.25	3	1		0	0	10	128	.922	0	0	0
<b>ANA GOALTENDING TOTALS</b>		<b>21</b>	<b>1341</b>	<b>2.01</b>	<b>16</b>	<b>5</b>		<b>0</b>	<b>1</b>	<b>45</b>	<b>579</b>	<b>.922</b>			



# 2007 PLAYOFF NOTES

## CUP IN CALIFORNIA:

By securing their first Stanley Cup championship in franchise history, the Anaheim Ducks also became the first team from California to win the Stanley Cup...their appearance in the Final marked just the fifth time since 1926 that a West Coast team competed for the Stanley Cup (also Vancouver (1982 & 1994), Los Angeles (1993) & Anaheim (2003))...the Ducks were the first West Coast team to win the Stanley Cup since the 1925 Victoria Cougars and the first U.S. team to win it since the 1917 Seattle Metropolitans.

## KEEPING IT IN THE FAMILY:

**Rob and Scott Niedermayer** were the first set of brothers to win the Stanley Cup together since Brent and Duane Sutter won with the 1983 New York Islanders (they also won Cup with Islanders in 1982)...they were the first set of brothers to compete on the same team in the Stanley Cup Final since **Rich and Ron Sutter** played for the Philadelphia Flyers in the 1985 Final vs. the Edmonton Oilers (lost)...the Niedermayers were also the first brother combination on opposing clubs to appear in the Stanley Cup Final since 1946 when they met in the 2003 Stanley Cup Final.

## YOUTH RAISE THE CUP:

The 2007 Champions had the largest contingency of players (11) in their first or second NHL year on one Stanley Cup roster...the 1986 Montreal Canadiens are the only team that comes close to the Ducks number of first or second year players on a Stanley Cup winning roster with 10...below is a list of Ducks that were in their first or second NHL season that played in at least one game with the club during their playoff run:

<b>Ilya Bryzgalov</b>	<b>Drew Miller</b>
<b>Francois Beauchemin</b>	<b>Dustin Penner</b>
<b>Ryan Carter</b>	<b>Corey Perry</b>
<b>Ryan Getzlaf</b>	<b>Aaron Rome</b>
<b>Kent Huskins</b>	<b>Ryan Shannon</b>
<b>Chris Kunitz</b>	

## FOUR SCORE:

The Ducks were the first team since the 1989 Calgary Flames to have one player or fewer to have previously won the Stanley Cup...Scott Niedermayer was the only Ducks player who has previously won the Cup with the 1995, 2000 and 2003 New Jersey Devils...the 1989 Flames entered the Stanley Cup Final without a single player who had previously won a Cup.

## ROOKIES CHIP IN:

The Ducks had five rookie players on their roster who competed in at least three 2007 playoff games...the last Stanley Cup championship team to have more than five rookies compete in at least three playoff games during a postseason run were the 1986 Montreal Canadiens, who had eight...below is a list of the rookies on the Ducks Stanley Cup winning roster that competed in at least three playoff games in 2007:

<b>Ryan Carter</b>
<b>Kent Huskins</b>
<b>Drew Miller</b>
<b>Dustin Penner</b>
<b>Ryan Shannon</b>

## WASTING LITTLE TIME:

The Anaheim Ducks secured the Stanley Cup in just 21 games...with the 1992 Pittsburgh Penguins, the Ducks were the 5th (tied) fastest run to winning the Stanley Cup in NHL history since the best-of-seven series was implemented in 1987.

Year	Team	Record	Win Percentage
1988	Edmonton Oilers	16-2	.889
1993	Montreal Canadiens	16-4	.800
1997	Detroit Red Wings	16-4	.800
1995	New Jersey Devils	16-4	.800
<b>2007</b>	<b>Anaheim Ducks</b>	<b>16-5</b>	<b>.762</b>
1992	Pittsburgh Penguins	16-5	.762

## TOP FLIGHT OVER LAST FOUR YEARS:

The Ducks advanced to the Conference Finals for the third time in the last four NHL seasons...no other team has advanced to the Conference Finals more than once over that span (since 2003 playoffs)...the Sabres and Senators advanced to the Conference Finals for the second time in four years...the Ducks were the ONLY team in the NHL to advance to the Stanley Cup Final twice in the previous four years.

YEAR	EASTERN CONFERENCE FINALS		WESTERN CONFERENCE FINALS		STANLEY CUP FINAL	
	Team	Team	Team	Team	Team	Team
2003	Ottawa	New Jersey	Anaheim	Minnesota	New Jersey	Anaheim
2004	Tampa Bay	Philadelphia	Calgary	San Jose	Tampa Bay	Calgary
2006	Carolina	Buffalo	Anaheim	Edmonton	Carolina	Edmonton
2007	Ottawa	Buffalo	Anaheim	Detroit	Ottawa	Anaheim

## FEELING AT HOME IN THE FINAL:

The Ducks remain undefeated at home (7-0) in Stanley Cup Final contests and are 8-0 at home in series-clinching games (4-0 in 2007, 3-0 in 2003 and 1-0 in 1997).

## DUCKS IN THE POSTSEASON:

For the first time in franchise history, the Ducks qualified for the Stanley Cup Playoffs in consecutive seasons...the club also qualified in 2006, 2003, 1999 and 1997...the Ducks have a win percentage of .603 in the Stanley Cup Playoffs with a 44-29 overall record.

# 2007 PLAYOFF NOTES

## WINNING THE CLOSE ONES:

The Ducks posted a 12-2 record in games decided by one goal...the club tied the NHL playoff record for the most one-goal victories in one postseason...the 2003 Mighty Ducks of Anaheim had 12 one-goal victories during their Stanley Cup Final run...the 1993 Montreal Canadiens also accomplished this feat as they went on to win the Stanley Cup...in addition, the Ducks were T-2nd in lead-changing, game-winning goals that occurred in the third period or overtime:

### GAME-WINNING GOALS IN THE THIRD PERIOD OR OVERTIME

Year	Team	3rd Period/OT Wins
1993	Montreal Canadiens	12
2007	Anaheim Ducks	10
1994	Vancouver Canucks	10
1999	Dallas Stars	10
2003	Mighty Ducks of Anaheim	10

## GETTING IT DONE AT HOME:

With their win vs. OTT in Game Five of the Stanley Cup Final, the Ducks won their 10th (10-2) game at home in the postseason and have an overall home record of 23-7 since the start of the 2003 Stanley Cup Playoffs...in addition, Anaheim is 8-0 in series-clinching games at home, including 4-0 in 2007 (3-0 in 2003, 1-0 in 1997).

## DUCKS AT PEAK PLAYOFF SPOT SINCE 2003:

The Ducks have the most playoff wins (40) AND best playoff winning percentage (.690) in the NHL since the start of the 2003 post-season...below is a look at the top 10 playoff win totals in the NHL since 2003:

	GP	W	L	Win %
Anaheim Ducks	58	40	18	.690
Ottawa Senators	53	30	23	.566
New Jersey Devils	49	27	22	.551
Tampa Bay Lightning	45	24	21	.533
San Jose Sharks	39	22	17	.564
Calgary Flames	39	20	19	.512
Buffalo Sabres	33	20	13	.606
Philadelphia Flyers	37	19	18	.513
Edmonton Oilers	30	17	13	.566
Carolina Hurricanes	25	16	9	.640

## OVERTIME ON DUCKS SIDE:

Since the 2003 Stanley Cup Playoffs, the Ducks have appeared in 15 postseason contests that have been decided in overtime...the club is 13-2 in those games, the most by any team since 2003...below is a look at the top six teams in the NHL with the most overtime playoff wins:

Team	GP	W	L	Win %
Anaheim	15	13	2	.867
Ottawa	11	7	4	.636
Colorado	9	6	3	.667
Calgary	9	6	3	.667
Buffalo	10	6	4	.600
Vancouver	11	6	5	.545

## GIGUERE OUTSTANDING IN OVERTIME:

With the Ducks' overtime loss April 27 vs. VAN in Game Two of the Western Conference Semifinals, J.S. Giguere snapped his OT shutout streak at 197:52, which is the longest OT playoff minute shutout streak in NHL history...Giguere's streak began on April 10, 2003 in the CQF vs. DET when the Ducks edged the Red Wings, 2-1 in triple overtime...in 250:47 career postseason OT minutes, Giguere has a 0.24 GAA and .990 SV% (101-for-102)...with two OT wins in the CSF vs. VAN (May 1 and May 3) and two in the WCF vs. DET (May 13 and May 20), he is now 12-1 in his career in overtime (7-0 in 2003, 1-0 in 2006 and 4-1 in 2007)...Giguere is the only player to post a 12-1 record in OT in his first 13 career playoff OT games...in addition, Giguere's OT winning percentage (.923) is the highest for any goaltender with 10-plus OT decisions:

### BEST POST SEASON OVERTIME RECORDS

(minimum of 10 overtime appearances)

PLAYER	Team	GP	W	L	WIN %
Jean-Sebastien Giguere	ANA	13	12	1	.923
Billy Smith	NYI	21	16	5	.762
Felix Potvin	TOR/LA	20	15	5	.750
Arturs Irbe	SJ/CAR	12	9	3	.750
Johnny Bower	TOR	11	8	3	.727

## GIGUERE TOUGH TO BEAT:

J.S. Giguere allowed two goals or less in 13 of his 18 appearances in the 2007 Stanley Cup Playoffs...he recorded a shutout on May 30 vs. OTT in Game Two of the SCF when he stopped all 16 shots he faced...it was his sixth career postseason shutout, with the previous five coming in the 2003 playoff campaign (most recent: June 2, 2003 vs. NJ in Game Four of the SCF, also a 1-0 victory)...he finished the postseason 4th in the NHL with a 1.97 GAA and T-5th in the NHL with a .922 SV%, stopping 416-of-451 shots...in addition, he successfully stopped the only penalty shot he faced during the 2007 postseason on June 6 vs. OTT (A. Vermette @ 7:23 of the third period)...he won 13 of his 17 starts, including four OT victories (May 3 vs. VAN, May 1 @ VAN, May 13 @ DET and May 20 @ DET) and stopped all shots he faced coming on in relief of Ilya Bryzgalov on April 17 @ MIN...Giguere has appeared in 45 career postseason contests, posting a 31-13 record, with a 1.96 GAA and .929 SV%.

# 2007 PLAYOFF NOTES

## SWEDE SUCCESS FOR PAHLSSON:

Center **Samuel Pahlsson**, not usually known as a scorer (8-18=26 in 2006-07 regular season) became a major contributor to the Ducks offense during the postseason...Pahlsson recorded 3-9=12 points in 21 playoff games and was T-6th on the team in scoring...he recorded the GWG in two of the Ducks last five wins of the postseason...he scored the lone goal for the Ducks in their Game Two victory of the SCF on May 30 vs. OTT...in addition, Pahlsson scored the game-winner in the Ducks' series-clinching Game Six of the WCF vs. DET on May 22...he also led the league in postseason faceoff wins (249) and hits (79).

## GETZLAF BREAKS THROUGH:

In just his second season, center **Ryan Getzlaf** was one of the more prolific scorers throughout the Ducks postseason run...he earned 7-10=17 points in 21 postseason contests, eclipsing his point total in the 2006 Stanley Cup Playoffs by 10 points (3-4=7)...Getzlaf led the club in scoring, was 2nd in goal scoring and 5th in the NHL in postseason scoring...in addition, he was T-2nd in the NHL in game-winning goals (3) and short-handed goals (1)...he also had a two-game goal streak (2-0=2) May 22-28 and scored three goals in the last six games (3-3=6)...Getzlaf collected 4-4=8 points in the last eight playoff games and 4-6=10 points in the last 11 games.

## S. NIEDERMAYER SHINES IN OT:

On May 3 in the CSF, defenseman **Scott Niedermayer** scored the series-clinching OT goal against the Vancouver Canucks in the CSF...it was the first OT goal of his postseason career, while also holding the all-time regular season OT goal record among defensemen with 10...he added a second postseason OT goal, just 10 days after the first, on May 13 at Detroit in Game Two of the WCF (4-3 victory)...In addition, on May 20 in Game 5 of the WCF at Detroit, Niedermayer scored the game-tying goal with 48 seconds left before **Teemu Selanne** scored in OT to give the Ducks a crucial 2-1 victory...Niedermayer tied the record for most OT goals by a defenseman in one playoff year:

### MOST OVERTIME GOALS BY DEFENSEMAN IN ONE PLAYOFF YEAR

Year	Player	Team	Goals
2007	Scott Niedermayer	Anaheim	2
2002	Niclas Wallin	Carolina	2
1995	Chris Chelios	Chicago	2
1950	Leo Reise, Jr.	Detroit	2

## CHECKING LINE BECOMES SCORING LINE:

The Ducks line combination of **Samuel Pahlsson-Rob Niedermayer-Travis Moen** was the Ducks checking line all season, but in addition to their defensive responsibilities, all three became prolific scorers in the postseason...the line combined for 15-19=31 points in 21 postseason games, including six GWGs...Moen recorded the game-winner in Game Five of the SCF on June 6 vs. OTT (also recorded the first two-goal game of his postseason career) and the OT goal in Game Four of the CSF on May 1 @ VAN...in addition, he also scored the game-winner in Game One of the SCF vs. OTT...Pahlsson had two game-winners (May 30 vs. OTT in Game Two of the SCF, 1-0 victory and May 22 vs. DET in Game Six of the WCF, 5-3 victory) and R. Niedermayer had one game-winner (Apr. 15 vs. MIN in Game Three of the CQF)...the trio recorded a combined +24 rating throughout the 2007 Stanley Cup Playoffs.

## PRONGER AT THE TOP OF HIS GAME:

In 19 postseason contests, **Chris Pronger** scored 3-11=14 points, which tied for 2nd on the team and 2nd in the NHL among defensemen...he was also T-7th in overall scoring, T-4th in overall assists and T-3rd in power play assists...the 2007 Stanley Cup Playoffs marked the 11th year he appeared in the postseason and recorded his second-highest career point total (5-16=21 points with EDM in 2005-06)...in addition, he was 4th in the NHL in avg. TOI with 30:11/g.

## BATTLING BACK:

On May 1 @ VAN, the Ducks rallied from a 2-0 deficit in the third period, to eventually take the game in overtime...it marked the first time the club had successfully battled back from a two-goal deficit to win in postseason history...Travis Moen scored the game-winner, just over two minutes into the first overtime, marking his first career OT goal in the playoffs...with the Ducks' OT win, teams in the 2007 playoffs with a two-goal lead at any point in the game went 42-4...the only teams to come back from a two-goal deficit in the postseason are Detroit and Ottawa...Detroit rallied from two goals down twice to eventually beat San Jose 3-2 on both occasions (April 28 @ DET and May 2 @ SJ)...Ottawa came back from a two-goal deficit to win in double OT, 4-3 against Buffalo (May 12 @ BUF).

## BROTHERS TEAMING UP WHEN IT COUNTS:

Brothers **Scott** and **Rob Niedermayer** both had vital roles in three of the Ducks' playoff victories...on May 3 in their series-clinching game vs. Vancouver in the CSF, Rob's hit on Jannik Hansen helped to turn the puck over for Scott's OT goal against Roberto Luongo...on May 13 at Detroit in the WCF, Rob had the first assist on Scott's second OT goal in as many games...in Game One of the Stanley Cup Final on May 28 vs. Ottawa, both Rob and Scott assisted on **Travis Moen's** game-winning goal as the Ducks held onto a 3-2 victory.

## DEFENSE FIRST:

The Ducks allowed just 45 goals in 21 2007 Stanley Cup Playoff games...the club allowed an average of 2.14 goals-per-game, good for 3rd in the NHL in the postseason.

## SHUTTING THE DOOR:

The Ducks 2007 Stanley Cup Playoff record when...

Category	Record
When scoring two or more goals in a game	15-1
When opponents are held to less than 35 shots	14-3
When not allowing a power play goal	9-1
When scoring first	10-2



# 2007 PLAYOFF NOTES

## SHARING THE LOAD:

Defensemen **Francois Beauchemin** (30:33/g), **Chris Pronger** (30:11/g) and **Scott Niedermayer** (29:50/g) were 3rd, 4th and 5th, respectively, in the NHL in avg. TOI... the only other playoff team that had three players in the top 10 in avg. TOI was Vancouver (Ohlund, 6th; Bieksa, 9th; Kesler, 10th), which was eliminated by Anaheim in the CSF on May 3.

## MAC'S BIG NIGHT:

On April 25 vs. VAN, Ducks center **Andy McDonald** recorded his first career hat trick (regular or postseason)...in addition, it was the club's second playoff hat trick in franchise history...McDonald also added an assist for 3-1=4 points, tying the most points recorded by a Duck in playoff history...**Joffrey Lupul** scored 4-0=4 points on May 9, 2006 in the CSF vs. COL, recording the club's first-ever postseason hat trick and four-point game.

## KUNITZ PROVIDES SUPPORT:

On April 25 vs. VAN, the Ducks scored three goals in the first period, the most in the opening session by the club in the 2007 postseason...left wing **Chris Kunitz** provided the assists on all three goals (0-3=3), marking the first time in club history a player has collected three assists in a single period in the playoffs.

## SELANNE BREAKS YET ANOTHER CLUB RECORD:

On April 13 vs. MIN in Game Two of the CQF, **Teemu Selanne's** assist broke Paul Kariya's franchise record for career points in the postseason...he broke the club's playoff goals record May 23, 2006 @ EDM, scoring his 15th career postseason goal as a Duck.

## BEAUCHEMIN REPEATS FEAT:

**Francois Beauchemin's** two goals April 13 vs. MIN marked the third time in club history a Ducks defenseman had scored two goals in a playoff game...Beauchemin has done it twice, also scoring two goals on April 25, 2006 vs. CGY (Game 3)...the only other Ducks defenseman to score two goals in a playoff game was **J.J. Daigneault**, who did so in Game Two of the CQF on April 18, 1997 vs. PHX.

## NIGHT OWLS:

The Ducks' double-overtime, series-clinching win on May 3 vs. VAN in Game Five of the CSF was the club's seventh multiple-overtime game in club history...the Ducks have gone 4-3 in those seven games...the club's last multiple overtime game before May 3 came on April 27 in Game Two of the CSF vs. VAN (3-2, Cowan GWG).

## HATCHING HEAD COACHES IN ANAHEIM:

Of the four teams that competed in the Western Conference Semifinals, three were led by coaches who received their NHL head coaching start in Anaheim...**Ron Wilson** (SJ) served as Anaheim's head coach from 1993-97, while **Mike Babcock** made his head coaching debut with the Ducks from 2002-04...**Randy Carlyle** has coached the Ducks for the past two seasons, helping the team advance to the Stanley Cup Playoffs in consecutive seasons for the first time in franchise history...Vancouver's head coach, **Alain Vigneault**, the only CSF coach to have not served in Anaheim, succeeded Carlyle as the head coach of the Manitoba Moose (AHL) in 2005...in addition, another Anaheim connection existed in the Stanley Cup Final...Ottawa head coach **Bryan Murray** was the head coach of the Ducks in 2001-2002, before taking over as GM of the club (2002-2004).

## PLAYOFF DEBUTS:

On April 11 vs. MIN in Game 1 of the CQF, three Ducks made their career postseason debuts...**Mark Hartigan**, **George Parros** and **Kent Huskins** all took the ice for the first time in NHL postseason competition...the three players recorded a combined 17:42 of TOI and maintained an even plus/minus rating...**Ryan Shannon** made his postseason debut on April 13 vs. MIN...after two games as a healthy scratch, **Shawn Thornton** played in a postseason contest for the first time on April 15 @ MIN and went on to play in 15 games going scoreless with 19 PIM...after his recall on April 8, **Aaron Rome** made his postseason debut on April 17 @ MIN, logging 11:01 of ice time...**Drew Miller** appeared in his first playoff contest April 19 vs. MIN (2:15 TOI), which also happened to be his NHL debut, in addition, **Miller** played in Games One and Two of the SCF, going scoreless with a +1 rating and two PIM...**Ryan Carter** made his NHL career debut on May 17 vs. DET in Game Four of the WCF...he also appeared in Game Four of the SCF...**Joe Motzko** logged 6:16 of ice time and recorded three hits in his first career NHL playoff game on May 20 @ DET.

# 2006 DUCKS PLAYOFF STATS

POS	NO.	PLAYER	GP	AVG											
				TOI	G	A	PTS	+/-	PIM	PP	SH	GW	OT	S	PCTG
R	13	TEEMU SELANNE	16	17:55	6	8	14	0	6	1	0	2	0	53	11.3
C	22	TODD MARCHANT	16	17:33	3	10	13	14	14	0	0	0	0	26	11.5
R	15	JOFFREY LUPUL	16	16:43	9	2	11	9	31	1	0	1	1	62	14.5
D	27	SCOTT NIEDERMAYER	16	28:53	2	9	11	1	14	1	1	1	0	48	4.2
R	76	*DUSTIN PENNER	13	13:15	3	6	9	10	12	0	0	0	0	41	7.3
D	23	*FRANCOIS BEAUCHEMIN	16	27:26	3	6	9	0	11	3	0	0	0	35	8.6
C	19	ANDY MCDONALD	16	16:33	2	7	9	0	10	2	0	0	0	48	4.2
L	38	*CHRIS KUNITZ	16	12:30	3	5	8	1-	8	0	0	0	0	34	8.8
C	51	*RYAN GETZLAF	16	15:49	3	4	7	3-	13	2	0	1	0	38	7.9
D	24	RUSLAN SALEI	16	22:08	3	2	5	10	18	0	0	1	0	27	11.1
D	21	SEAN O'DONNELL	16	16:43	2	3	5	8	23	0	0	1	1	10	20.0
C	26	SAMUEL PAHLSSON	16	17:06	2	3	5	2	18	0	0	2	0	22	9.1
L	12	JEFF FRIESEN	16	11:14	3	1	4	1-	6	0	0	0	0	15	20.0
C	44	ROB NIEDERMAYER	16	19:35	1	3	4	1-	10	1	0	0	0	24	4.2
D	5	VITALY VISHNEVSKI	16	13:40	0	4	4	2	10	0	0	0	0	8	.0
R	61	*COREY PERRY	11	9:32	0	3	3	4-	16	0	0	0	0	14	.0
L	32	TRAVIS MOEN	9	8:25	1	0	1	1	10	0	0	0	0	5	20.0
R	17	JONATHAN HEDSTROM	3	16:57	0	1	1	0	2	0	0	0	0	1	.0
G	35	J GIGUERE	6	53:03	0	0	0	0	0	0	0	0	0	0	.0
G	30	*ILYA BRYZGALOV	11	59:54	0	0	0	0	2	0	0	0	0	0	.0
L	29	TODD FEDORUK	12	8:19	0	0	0	1-	16	0	0	0	0	12	.0
D	33	JOE DIPENTA	16	11:34	0	0	0	1	13	0	0	0	0	5	.0

SW#	GOALTENDER	GPI	MINS	AVG	W	L	T	EN	SO	GA	SA	SV %	G	A	PIM
30	*ILYA BRYZGALOV	11	659	1.46	6	4		2	3	16	285	.944	0	0	2
35	J GIGUERE	6	318	3.40	3	3		0	0	18	132	.864	0	0	0
<b>ANA GOALTENDING TOTALS</b>		<b>16</b>	<b>988</b>	<b>2.19</b>	<b>9</b>	<b>7</b>		<b>2</b>	<b>3</b>	<b>36</b>	<b>419</b>	<b>.914</b>			



# 2006 PLAYOFF NOTES

## DUCKS SET PLAYOFF TEAM MARKS:

The Ducks set a club record for goals in a playoff season, scoring 46 times in 2006...other notable team records set in 2006, were most goals in a playoff game (6 @ EDM on 5/25), goals in a period (4, twice in 2006), penalty minutes in a playoff season (267) penalty minutes in a series (vs. CGY)...the club also tied the mark for playoff goals in a series (17, vs. CGY; also vs. PHX in 1997).

## ROOKIES MAKE THEIR MARK:

Of the 128 team points (48-80=128) the Ducks scored during the postseason, Anaheim rookies accounted for 12-25=37 of them (28.9%)...the 37 rookie points were the most in one playoff year since the 1993 Los Angeles Kings had 40 rookie points...of the 16 goals the Ducks scored in the Western Conference Semifinals series versus Colorado, three were scored by rookies and all but three figured a rookie on the score sheet...the last time a team had six rookies play a game in the Conference Finals was the 1991 Boston Bruins (although only one, Jeff Lazaro, played all six games of the series).

## TWO STILL PLAYING:

Anaheim was the only NHL organization to have both their NHL team and AHL affiliate reach each respective league's conference final...The Portland Pirates clinched the Atlantic Division Final Series, defeating the Hartford Wolfpack four games to two to advance to the Eastern Conference Final, where they fell to the Hershey Bears 4-3.

## SIX IN A ROW:

With their Western Conference Semifinal series-clinching win in Game 4 (May 11) versus COL, the Ducks tied the franchise record for consecutive playoff victories with six...the record was set during the 2003 postseason from 4/10/03-4/26/03...the Ducks swept Detroit in the conference quarterfinals and won their first two games at Dallas in the conference semifinals.

## 13 UNANSWERED:

The Ducks scored 13 unanswered goals, from Game 6 (May 1) versus Calgary in the Western Conference Quarterfinals to Game 3 (May 9) versus Colorado in the Western Conference Semifinals...the Flames scored at 10:18 of the first period and the Ducks scored 13 goals without allowing a goal against until Dan Hinote scored at 19:33 of the first period in Game 3...The last team to score 13 or more unanswered goals in the postseason was Detroit with 14 from 5/15/95-5/23/95.

## MARCHANT TIES RECORD:

Ducks center **Todd Marchant** tied the club record for most assists in a playoff game with three in Game 4 (May 25) of the Western Conference Finals at Edmonton...the feat had been accomplished three times previously (Dustin Penner, 5/9/06 @ COL, Steve Rucchin, 4/21/99 @ DET and Petr Sykora, 4/26/03 @ DAL)...his three assists are the first ever recorded by a rookie in a single playoff game in team history.

## NOBODY BEATS THE BRYZ:

**Ilya Bryzgalov** tied an NHL record with three consecutive shutouts (done five times previously) in Game 7 of the Conference Quarterfinals versus Calgary (May 3), Game 1 (May 5) and Game 2 (May 7) of the Conference Semifinal versus Colorado... In addition Bryzgalov's shutout sequence of 249:15, is the second-longest in NHL postseason history and is the longest ever by a rookie. Gerry McNeil previously held the rookie record at 218:42...Bryzgalov stopped 98 consecutive shots.

## LONGEST SHUTOUT SEQUENCE BY A GOALTENDER IN ONE PLAYOFF YEAR

Streak	Goaltender	Team	Dates
270:08	George Hainsworth	Canadiens	3/28-4/3, 1930
<b>249:15</b>	<b>Ilya Bryzgalov</b>	<b>Ducks</b>	<b>5/3-5/7, 2006</b>
248:35	Dave Kerr	Rangers	3/25-4/6, 1937
248:32	Normie Smith	Red Wings	3/24-28, 1936
218:42	Gerry McNeil	Canadiens	3/27-31, 1951
<b>217:54</b>	<b>J.S. Giguere</b>	<b>Ducks</b>	<b>5/5-16, 2003</b>

## FIRST IN 61 YEARS:

In Game 1 (May 5) versus COL, Ducks goaltender **Ilya Bryzgalov** became the first rookie to record consecutive shutouts in the playoffs since 1945...the last rookie goaltender to post consecutive shutouts in the postseason was Toronto's Frank McCool in April of 1945...McCool had three consecutive shutouts versus Detroit on April 6, 8 and 12...Bryzgalov tied him for the rookie record.

## ANOTHER ONE FOR BRYZ:

**Ilya Bryzgalov** is only the fourth rookie goaltender to win all four games of a playoff series sweep...the others are Chicago's Tony Esposito in 1970 vs. Detroit; Montreal's Jacques Plante in 1954 vs. Boston; Montreal's Bill Durnan in the 1944 Stanley Cup Finals versus Chicago.

# 2006 PLAYOFF NOTES

## BRYZ SHUTS THE DOOR:

Ilya Bryzgalov's shutout in Game 7 (May 3) of the Western Conference Quarterfinals at Calgary was the first shutout by a rookie in a Game 7 since May 15, 1993, when Felix Potvin of Toronto shutout St. Louis...in addition, it was only the third shutout in a Game 7 by a rookie in NHL history as the New York Islanders' Chico Resch was the first goalie to do so in 1975 at Pittsburgh...**Bryzgalov led the NHL in GAA (1.46), SV% (.944) and shutouts (3).**

## SELANNE WITH ANOTHER DUCK RECORD:

Ducks right wing **Teemu Selanne** had points in seven straight playoff games (Apr. 23-May 5), scoring 4-5=9 points, tying a club record for longest playoff point streak (also, Dmitri Mironov (0-8=8 points), Apr. 24-May 8, 1997).

## PENNER IN THE FRANCHISE RECORD BOOK:

With three assists in Game 3 (May 9) of the Conference Semifinals versus Colorado, Ducks left wing **Dustin Penner** tied the franchise record for most assists in a playoff game (done twice previously, Steve Rucchin, 4/21/99 @ DET and Petr Sykora, 4/26/03 @ DAL)...his three assists are the first ever recorded by a rookie in a single playoff game in team history.

## RALLY:

Anaheim's Western Conference Quarterfinal win versus Calgary marked the second time the club has ever rallied from a series deficit to win (also 1997, down 3-2 vs. PHX, won series 4-3).

## DECIDING RECORD:

With their 3-0 victory in Game 7 (May 3) of the Western Conference Quarterfinal at Calgary, the Ducks improved their record in Game 7s to 2-1...the win at Calgary was the Ducks' first series clinching game on the road...in their first ever Game 7 (April 29) versus Phoenix in the 1997 Conference Quarterfinals, the Ducks won 3-0...in Game 7 (June 9) of the 2003 Stanley Cup Finals, the Ducks dropped a 3-0 decision to the New Jersey Devils.

## PERFECT IN GAME 6:

With a 2-1 victory in Game 6 (May 1) in Anaheim, the Ducks extended their perfect record in Game 6s to four games...below is a list:

Date	Series	Opponent Score
May 1, 2006	CQF vs. CGY	W, 2-1
June 7, 2003	SCF vs. NJ	W, 5-2
May 5, 2003	CSF vs. DAL	W, 4-3
April 27, 1997	CQF @ PHX	W, 3-2 (OT)

## TWO FOR THE ROOKIES:

Mighty Ducks defenseman **Francois Beauchemin's** two goals (both PPGs) in Game 3 of the Western Conference Quarterfinals set a club record for goals in a playoff game by a rookie...in addition, he tied the club record for most goals in a playoff game (eight times previously), most goals by a defenseman in a playoff game (J.J. Daigneault, Game 2 of CQF, April 18, 1997) and most power play goals in a playoff game (Adam Oates, Game 4 of WCF, May 16, 2003)...**Dustin Penner** tied the record with two goals in Game 4 (May 25) of the Western Conference Finals.

## OH WHAT A NIGHT:

In Game 3 (May 9) at Colorado in the Western Conference Semifinals, Joffrey Lupul scored all four of the Ducks goals, including the game-winner in overtime...in doing so, he became the first player in NHL playoff history to score four goals, including the overtime winner...the four-goal game was the first ever by a Ducks player in the postseason or regular season...he's the first player to account for all four of his team's goals in a win since Maurice "Rocket" Richard did so on March 23, 1944...the feat had been accomplished twice previously...prior to Lupul's four goals, the last player to score four goals in a playoff game was Theo Fleury on May 13, 1995 for the Flames in a 6-4 win over San Jose...below is a list of players to account for all four of their teams goals:

## PLAYERS TO SCORE 4+ GOALS, ACCOUNTING FOR ALL HIS TEAM'S GOALS (NHL PLAYOFF HISTORY)

Date	Teams	Goals
05/09/2006	ANA 4 vs COL 3	Joffrey Lupul 4 (win)
04/26/1993	NYI 4 at WAS 6	Ray Ferraro 4 (loss)
04/10/1986	CHI 4 vs TOR 6	Denis Savard 4 (loss)
03/23/1944	MTL 5 vs TOR 1	Rocket Richard 5 (win)
03/22/1919	MTL 4 at SEA 2	Newsy Lalonde 4 (win)

## LUPUL'S BIG NIGHT:

Ducks right wing **Joffrey Lupul** became the first Ducks player to score four goals in a playoff or regular season game...in addition, Lupul broke the playoff record for goals in a series; he had six in four games in the Western Conference Semifinal series versus Colorado (Paul Kariya and Teemu Selanne each had five goals in the 1997 Conference Quarterfinals versus Phoenix, seven games)... he has also eclipsed the record for goals in a playoff season with nine (seven was the previous record, done three times: Paul Kariya and Teemu Selanne in 1997, 11 games; and Steve Rucchin, 2003, 21 games)...his three-game goal streak (6-0=6) from May 7-11, is the longest goal streak in club playoff history.

# 2003 DUCKS PLAYOFF STATS

POS	NO.	PLAYER	AVG												
			GP	TOI	G	A	PTS	+/-	PIM	PP	SH	GW	OT	S	PCTG
C	77	ADAM OATES	21	19:15	4	9	13	2	6	3	0	1	0	18	22.2
R	39	PETR SYKORA	21	18:38	4	9	13	3	12	1	0	2	2	58	6.9
L	9	PAUL KARIYA	21	21:14	6	6	12	0	6	0	0	1	1	53	11.3
L	12	MIKE LECLERC	21	19:01	2	9	11	3	12	1	0	2	1	55	3.6
C	20	STEVE RUCCHIN	21	23:34	7	3	10	2-	2	1	0	2	1	46	15.2
C	44	ROB NIEDERMAYER	21	23:34	3	7	10	5-	18	0	2	0	0	41	7.3
R	32	STEVE THOMAS	21	15:12	4	4	8	2	8	2	0	3	1	40	10.0
D	8	SANDIS OZOLINSH	21	23:37	2	6	8	8	10	0	0	1	0	39	5.1
L	23	*STANISLAV CHISTOV	21	13:21	4	2	6	4	8	0	0	1	0	33	12.1
C	26	SAMUEL PAHLSSON	21	16:40	2	4	6	1	12	0	0	0	0	24	8.3
D	24	RUSLAN SALEI	21	26:05	2	3	5	3	26	0	0	1	1	33	6.1
L	10	JASON KROG	21	12:10	3	1	4	3	4	0	0	0	0	23	13.0
D	3	KEITH CARNEY	21	26:39	0	4	4	3	16	0	0	0	0	26	.0
D	28	NICLAS HAVELID	21	25:41	0	4	4	0	2	0	0	0	0	29	.0
D	34	*KURT SAUER	21	20:44	1	1	2	3	6	0	1	1	0	8	12.5
C	11	MARC CHOUINARD	15	7:16	1	0	1	1	0	0	0	0	0	11	9.1
R	21	DAN BYLSMA	11	9:44	0	1	1	3	2	0	0	0	0	12	.0
G	35	J GIGUERE	21	67:00	0	1	1	0	0	0	0	0	0	0	.0
D	5	VITALY VISHNEVSKI	21	10:01	0	1	1	3-	6	0	0	0	0	8	.0
D	2	FREDRIK OLAUSSON	1	3:19	0	0	0	0	0	0	0	0	0	0	.0
L	14	*CAM SEVERSON	1	2:24	0	0	0	0	0	0	0	0	0	0	.0
G	29	MARTIN GERBER	2	10:01	0	0	0	0	0	0	0	0	0	0	.0
L	22	*ALEXEI SMIRNOV	4	4:21	0	0	0	0	2	0	0	0	0	3	.0
R	18	PATRIC KJELLBERG	10	10:30	0	0	0	2-	0	0	0	0	0	6	.0

SW#	GOALTENDER	GPI	MINS	AVG	W	L	T	EN	SO	GA	SA	SV %	G	A	PIM
35	J GIGUERE	21	1407	1.62	15	6	1	5	38	697	.945	0	1	0	
29	MARTIN GERBER	2	20	3.00	0	0	0	0	1	6	.833	0	0	0	
<b>ANA GOALTENDING TOTALS</b>		<b>21</b>	<b>1428</b>	<b>1.68</b>	<b>15</b>	<b>6</b>	<b>1</b>	<b>5</b>	<b>40</b>	<b>704</b>	<b>.943</b>				





# 2003 PLAYOFF NOTES

## DUCKS CAPTURE FIRST WESTERN CONFERENCE CHAMPIONSHIP:

The Ducks finished the 2003 playoffs with a record of 15-6, recording the highest winning percentage in the NHL (.714)...the Ducks had a 9-1 record at home during the playoffs, second only to New Jersey's 12-1 mark...Anaheim swept the Minnesota Wild to win the Western Conference Championship, advancing to the Stanley Cup Finals for the first time in club history...the Ducks became the second post 1990's expansion team to reach the Finals, following the Florida Panthers in 1996 (vs. Colorado)...since the NHL assumed control of the Stanley Cup Finals after the 1926 season, the Ducks were only the fourth team in league history from the Pacific Time Zone to reach the Finals (Vancouver in 1994 and 1982, Los Angeles in 1993).

## TEAM DEFENSE LEADS TO NHL RECORD:

The Ducks set an NHL record in their Western Conference Finals series vs. Minnesota, allowing the fewest goals against in a best-of-7 series by allowing just a single marker to the Wild...Andrew Brunette scored at 4:37 of the first period in Game Four to notch the first Minnesota goal...the 1935 Toronto Maple Leafs and 1952 Detroit Red Wings each surrendered two goals in four-game series.

## OVERTIME MAGIC FOR DUCKS IN 2003:

The Ducks went 7-0 in overtime in the 2003 playoffs, becoming the first team in NHL playoff history to go undefeated in OT when playing in at least six such contests...the seven consecutive overtime wins was second only to the 1993 Canadiens (10) for consecutive OT wins during one playoff season (Montreal finished 10-1 in OT)... Anaheim was the first team in NHL history to win four games in overtime in their first six postseason contests (Ducks were also the sixth team in NHL history to PLAY in four OT games in the first six playoff contests). The Ducks also became the first team since the 1994 Vancouver Canucks (April 26-30) to win three straight playoff games in overtime (no team has ever won four straight)...the Ducks won three straight spanning Game 4 of the conference Quarter-Finals (Apr. 16) and Games 1 & 2 of the conference Semi-Finals (Apr. 24-26)...the Ducks had six different goal scorers in the seven overtime games (Sykora had two; Kariya, Rucchin, Leclerc, Thomas and Salei had one).

## DUCKS TAKE CARE OF BUSINESS AT HOME:

The Ducks finished 9-1 at home in the playoffs, including seven-straight home wins to end the postseason (second longest of '03 playoffs, behind New Jersey's eight)...the club's only loss was a 2-1 setback to Dallas in Game 3 of the Conf. Semifinals...the Ducks earned a record of 3-1 in Game 3, 4-0 in Game Four and 2-0 in Game 6...the club out-scored the opposition 26-to-13 at home this postseason...the Ducks allowed one-goal-or-fewer on five occasions.

## WINNING THE CLOSE ONES:

The Ducks had a remarkable 12-1 record in the 2003 playoffs in games decided by one goal-or-less...the 12 one-goal wins tied the most in league history during one playoff year (also 1993 Canadiens)... The Ducks two-goal win in Game 1 of the Western Conference Finals broke a string of nine consecutive wins by a one-goal margin (4/10/03 - 5/10/03), which broke the record for one playoff year...the previous record was seven, done twice before (1989 Canadiens and 2001 Kings)... five of the games needed overtime to be decided... the Ducks eight consecutive one-goal decisions to start the playoffs tied the record for one playoff year (1989 Canadiens).

## MOST 1-GOAL WINS IN A SINGLE POST SEASON

Year	W	L
1993 Montreal Canadiens	12	1
<b>2003 Mighty Ducks of Anaheim</b>	<b>12</b>	<b>1</b>
2000 Dallas Stars	10	4
2000 New Jersey Devils	9	5
2002 Carolina Hurricanes	9	4

## PLAYOFF SPECIAL TEAMS:

The Ducks went 8-for-70 (11.4%) overall on the power play in the postseason (ranking 13th)...the club was 61-for-70 (87.1%) on the penalty kill (ranking fifth)...Anaheim scored its first-ever shorthanded goal in a playoff game in Game 1 @ DAL (4/24/03 - **Rob Niedermayer**) and had three in the playoffs (tied for most in NHL with Ottawa).

## OFF AND RUNNING:

The Ducks began the playoffs on a six-game winning streak, which was the longest of the 2003 playoffs...by going 6-0 vs. Detroit and Dallas, Anaheim became the first team in NHL history to win six-straight games to start the playoffs vs. teams that had over 100+ points in the regular season. In addition, the Ducks joined the former Minnesota North Stars (now Dallas Stars) as the only teams in NHL history to start the postseason as a road team and win six-straight...the North Stars won six straight from April 8-19, 1981.

# 2003 PLAYOFF NOTES

## CONSECUTIVE WINS FROM START OF A POST SEASON - FIRST OF WHICH WAS ON THE ROAD

6	<b>Mighty Ducks of Anaheim</b>	4/10/03 - 4/26/03
6	Minnesota North Stars	4/08/81 - 4/19/81
5	Detroit Red Wings	3/24/36 - 4/7/36
5	New York Rangers	3/23/37 - 4/6/37
5	Toronto Maple Leafs	4/13/01 - 4/26/01

## GIGUERE MAKES HISTORY IN OT:

J.S. Giguere owns the longest scoreless OT minutes streak in NHL playoff history...he surpassed Patrick Roy to set an NHL record in Game 3 vs. New Jersey and has a current streak of 168:27...with three shutouts vs. Minnesota in the Conference Finals, Giguere was the sixth netminder in NHL history to record three consecutive playoff shutouts and the first to do so in the Conference Finals or NHL Semifinals...Giguere joined Clint Benedict (Montreal Maroons, 1926), John Ross Roach (New York Rangers, 1929), Frank McCool (Toronto, 1945), Brent Johnson (St. Louis, 2002) and Patrick Lalime (Ottawa, 2002) for that record...he also tied an NHL Playoff Record for most shutouts in a series, set eight times previously, including twice last season by Brent Johnson (St. Louis) and Patrick Lalime (Ottawa)...below is closer look:

## LONGEST OVERTIME SHUTOUT STREAKS (PLAYOFFS)

<b>Jean-Sebastien Giguere</b>	<b>168:27</b>	<b>(4/10/2003 - 5/31/2003)</b>	<b>Active Streak</b>
Patrick Roy	162:56	(5/ 8/1996 - 4/20/1997)	
Charlie Gardiner	149:15	(3/26/1931 - 4/10/1934)	
Ed Belfour	141:42	(6/19/1999 - 6/10/2000)	
Gerry McNeil	124:39	(4/ 4/1950 - 4/11/1951)	

## GOALIES WITH CONSECUTIVE SHUTOUTS IN NEXT-TO-LAST ROUND OF STANLEY CUP PLAYOFFS

<b>3</b>	<b>05/10/2003 05/14/2003</b>	<b>Giguere, Jean-Sebastien, Ana.</b>
2	04/08/1950 04/09/1950	Lumley, Harry, Det.
2	03/25/1952 03/27/1952	Sawchuk, Terry, Det.
2	03/29/1960 03/31/1960	Plante, Jacques, Mtl.
2	04/01/1961 04/04/1961	Hall, Glenn, Chi.
2	05/20/1994 05/22/1994	McLean, Kirk, Van.
2	05/17/2001 05/19/2001	Brodeur, Martin, N.J.
2	05/29/2002 05/31/2002	Hasek, Dominik, Det.

- No goalie previous to Giguere had ever had THREE consecutive shutouts in the next-to-last round of the playoffs (SINCE 1943-44 - Modern Era)

## DUCKS AND STARS PLAYED AN INSTANT CLASSIC:

The Ducks and Stars five overtime match in Game 1 (Apr. 24) was the fourth longest in NHL history with a total of 140 minutes and 48 seconds of hockey played that night...It was deemed an "Instant Classic" by ESPN Classic network...Keith Carney played a game-high 83 shifts and posted a team-high 56:20 TOI...below is a look at the top 10 longest games in NHL history:

## LONGEST GAMES IN NHL HISTORY

Date	Score	Scorer	OT	Series
Mar. 24/36	Detroit 1 at Montreal Maroons 0	Mud Bruneteau	116:30	SF
Apr. 3/33	Boston 0 at Toronto 1	Ken Doraty	104:46	SF
May 4/00	Philadelphia 2 at Pittsburgh 1	Keith Primeau	92:01	CSF
<b>Apr. 25/03</b>	<b>Anaheim 4 at Dallas 3</b>	<b>Petr Sykora</b>	<b>80:48</b>	<b>CSF</b>
Apr. 24/96	Pittsburgh 3 at Washington 2	Petr Nedved	79:15	CQF
Mar. 23/43	Toronto 3 at Detroit 2	Jack McLean	70:18	SF
Mar. 28/30	NY Rangers 1 at Montreal 2	Gus Rivers	68:52	SF
Apr. 18/87	NY Islanders 3 at Washington 2	Pat LaFontaine	68:47	DSF
Apr. 27/94	New Jersey 0 at Buffalo 1	Dave Hannan	65:43	CQF
Mar. 27/51	Montreal 3 at Detroit 2	Maurice Richard	61:09	SF
Mar. 27/38	NY Americans 3 at NY Rangers 2	Lorne Carr	60:40	QF

# 1999 DUCKS PLAYOFF STATS

POS	NO.	PLAYER	GP	G	A	PTS	+/-	PIM	PP	SH	GW	GT	S	PCTG
RW	8	TEEMU SELANNE	4	2	2	4	-1	2	1	0	0	0	7	28.6
LW	9	PAUL KARIYA	3	1	3	4	0	0	0	0	0	0	11	9.1
C	20	STEVE RUCCHIN	4	0	3	3	0	0	0	0	0	0	10	.0
LW	16	MARTY McINNIS	4	2	0	2	-1	2	2	0	0	0	12	16.7
D	2	FREDRIK OLAUSSON	4	0	2	2	-4	4	0	0	0	0	6	.0
D	23	JASON MARSHALL	4	1	0	1	-1	10	1	0	0	0	5	20.0
C	39	TRAVIS GREEN	4	0	1	1	-4	4	0	0	0	0	12	.0
D	7	PAVEL TRNKA	4	0	1	1	-3	2	0	0	0	0	2	.0
D	34	DAN TREBIL	1	0	0	0	0	2	0	0	0	0	0	.0
G	35	*TOM ASKEY	1	0	0	0	0	0	0	0	0	0	0	.0
C	22	*JOHAN DAVIDSSON	1	0	0	0	0	0	0	0	0	0	0	.0
LW	12	*MIKE LECLERC	1	0	0	0	0	0	0	0	0	0	1	.0
LW	32	STU GRIMSON	3	0	0	0	0	30	0	0	0	0	0	.0
D	24	RUSLAN SALEI	3	0	0	0	-4	4	0	0	0	0	5	.0
D	5	KEVIN HALLER	4	0	0	0	-1	2	0	0	0	0	7	.0
G	31	GUY HEBERT	4	0	0	0	0	0	0	0	0	0	0	.0
LW	33	JIM MCKENZIE	4	0	0	0	-2	4	0	0	0	0	5	.0
RW	17	TOMAS SANDSTROM	4	0	0	0	-2	4	0	0	0	0	9	.0
C	18	TED DRURY	4	0	0	0	-6	0	0	0	0	0	4	.0
RW	19	JEFF NIELSEN	4	0	0	0	-6	2	0	0	0	0	7	.0
D	4	JAMIE PUSHOR	4	0	0	0	-3	6	0	0	0	0	6	.0
C	14	*ANTTI AALTO	4	0	0	0	0	2	0	0	0	0	0	.0
C	11	MATT CULLEN	4	0	0	0	-2	0	0	0	0	0	6	.0

NO.	GOALTENDER	GP	MIN	GAA	W-L	EN	SO	GA	SHOTS	SV%	G	A	PIM
35	*TOM ASKEY	1	30	4.00	0-1	0	0	2	11	.818	0	0	0
31	GUY HEBERT	4	208	4.33	0-3	0	0	15	124	.879	0	0	2
<b>TEAM TOTALS</b>		<b>4</b>	<b>240</b>	<b>4.25</b>	<b>0-4</b>	<b>0</b>	<b>0</b>	<b>17</b>	<b>135</b>	<b>.874</b>	<b>0</b>	<b>0</b>	<b>2</b>

\* = Rookie



# 1999 PLAYOFF NOTES

## **BACK IN THE PLAYOFFS:**

---

The Mighty Ducks finished the regular season with a 35-34-13 mark for 83 points, finishing sixth in the Western Conference. The Detroit Red Wings finished 43-32-7 for 93 points in the regular season, finishing third in the Western Conference. The two clubs met in the first round of the 1999 NHL Playoffs; the Ducks' second appearance in the post-season and the second playoff meeting in three years between Anaheim and Detroit. The Red Wings won the series four games to none, ending the Ducks' season with a 3-0 win @ Anaheim on Apr. 27. Teemu Selanne (2-2=4) and Paul Kariya (1-3=4) led Anaheim in playoff scoring. Marty McInnis co-led the team in goals with two power play tallies (tying with Selanne). Steve Yzerman led the Red Wings with 5-2=7 points in the series, including three power play goals. Brendan Shanahan (3-3=6), Sergei Fedorov (1-5=6) and Nicklas Lidstrom (0-6=6) all had six points in the four games. Chris Osgood was 4-0 with a 1.50 GAA in the series.

## **GAME ONE @ DETROIT (APRIL 21, 1999), RED WINGS 5, MIGHTY DUCKS 3:**

---

Steve Yzerman scored three goals (Anaheim's first-ever opponent hat trick in the playoffs) while Paul Kariya (1-2=3) and Steve Rucchin (0-3=3) earned three-point games each for the Ducks in a 5-3 Detroit win. Marty McInnis (first career playoff goal) scored the first goal of the game on the power play and Teemu Selanne netted a goal in the third. Rucchin's three assists were a Ducks playoff record. Wendel Clark and Doug Brown scored the other goals for Detroit. Guy Hebert left the game midway through the second period after getting hit in the head and was relieved by Tom Askey, who stopped nine-of-11 shots in his NHL playoff debut.

## **GAME TWO @ DETROIT (APRIL 23, 1999), RED WINGS 5, MIGHTY DUCKS 1:**

---

Brendan Shanahan scored 2-1=3 points in the first period to lead Detroit to a 4-0 lead at the first intermission and eventually a 5-1 win. Teemu Selanne scored Anaheim's lone goal on the power play from Paul Kariya and Fredrik Olausson. Three of Detroit's five scores came with the man-advantage, going 3-of-9 on the evening. Guy Hebert stopped 31-of-36 shots.

## **GAME THREE @ ANAHEIM (APRIL 25, 1999), RED WINGS 4, MIGHTY DUCKS 2:**

---

Steve Yzerman scored the game-winning goal on a 5-on-3 power play early in the second period and Detroit went on to a 4-2 win. Sergei Fedorov scored the first goal of the game early in the first period before Marty McInnis and Jason Marshall (first career playoff goal) scored to put the Ducks ahead by a 2-1 score. Tomas Holmstrom tied the game early in the second period before Yzerman's game-winner. Both clubs went 2-for-6 on the power play and finished with 24 shots on goal.

## **GAME FOUR @ ANAHEIM (APRIL 27, 1999), RED WINGS 3, MIGHTY DUCKS 0:**

---

Chris Osgood stopped all 31 shots he faced in a 3-0 win, clinching the series for the Red Wings. Tomas Holmstrom scored late in the second period on the power play to put the Wings ahead 1-0. Brendan Shanahan and Vyacheslav Kozlov added third period goals for Detroit to seal the win. The Red Wings went 1-for-2 on the power play, while the Ducks were 0-for-4. Detroit outshot Anaheim 38-31. Paul Kariya missed the contest with a broken left foot, suffered late in Game Three.

## **PLAYOFF SPECIAL TEAMS:**

---

Anaheim went 4-20 (.200) on the power play in the series vs. Detroit and 16-23 (.696) on the penalty kill...the Ducks scored a power play goal in three-of-four games vs. Detroit in '99...Anaheim has never scored a short-handed goal in a playoff game.

# 1997 DUCKS PLAYOFF STATS

POS	NO.	PLAYER	GP	G	A	PTS	+/-	PIM	PP	SH	GW	GT	S	PCTG
LW	9	PAUL KARIYA	11	7	6	13	-2	4	4	0	1	1	61	11.5
D	15	DMITRI MIRONOV	11	1	10	11	0	10	1	0	0	0	36	2.8
RW	8	TEEMU SELANNE	11	7	3	10	-3	4	3	0	1	0	38	18.4
D	36	J.J. DAIGNEAULT	11	2	7	9	-6	16	1	0	1	0	24	8.3
LW	23	BRIAN BELLOWS	11	2	4	6	-7	2	1	0	0	0	36	5.6
C	20	STEVE RUCCHIN	8	1	2	3	-2	10	0	0	0	0	8	12.5
C	17	JARI KURRI	11	1	2	3	2	4	0	0	0	0	18	5.6
RW	14	JOE SACCO	11	2	0	2	-4	2	0	0	0	0	20	10.0
D	33	DAVE KARPA	8	1	1	2	-2	20	0	0	1	0	13	7.7
C	54	*SEAN PRONGER	9	0	2	2	0	4	0	0	0	0	7	.0
D	29	*DARREN VAN IMPE	9	0	2	2	-3	16	0	0	0	0	11	.0
LW	16	WARREN RYCHEL	11	0	2	2	-2	19	0	0	0	0	16	.0
C	13	TED DRURY	10	1	0	1	-2	4	0	0	0	0	17	5.9
D	28	JASON MARSHALL	7	0	1	1	1	4	0	0	0	0	3	.0
D	34	*DANIEL TREBIL	9	0	1	1	-6	6	0	0	0	0	10	.0
LW	22	KEN BAUMGARTNER	11	0	1	1	0	11	0	0	0	0	0	.0
C	32	RICHARD PARK	11	0	1	1	-2	2	0	0	0	0	10	.0
LW	27	*MIKE LECLERC	1	0	0	0	0	0	0	0	0	0	0	.0
RW	21	*IGOR NIKULIN	1	0	0	0	0	0	0	0	0	0	1	.0
C	12	KEVIN TODD	4	0	0	0	-3	2	0	0	0	0	3	.0
G	35	MIKHAIL SHTALENKOV	4	0	0	0	0	2	0	0	0	0	0	.0
G	31	GUY HEBERT	9	0	0	0	0	0	0	0	0	0	0	.0
D	2	BOBBY DOLLAS	11	0	0	0	-2	4	0	0	0	0	10	.0
C	24	MARK JANSSENS	11	0	0	0	-3	15	0	0	0	0	13	.0
<b>NO. GOALTENDER</b>			<b>GP</b>	<b>MIN</b>	<b>GAA</b>	<b>W-L</b>	<b>EN</b>	<b>SO</b>	<b>GA</b>	<b>SHOTS</b>	<b>SV%</b>	<b>G</b>	<b>A</b>	<b>PIM</b>
31	GUY HEBERT	9	534	2.02	4-4	1	1	18	255	.929	0	0	0	
35	MIKHAIL SHTALENKOV	4	211	2.84	0-3	1	0	10	162	.938	0	0	2	
<b>TEAM TOTALS</b>			<b>11</b>	<b>747</b>	<b>2.41</b>	<b>4-7</b>	<b>2</b>	<b>1</b>	<b>30</b>	<b>419</b>	<b>.928</b>	<b>0</b>	<b>0</b>	<b>2</b>

\* = Rookie





# 1997 PLAYOFF NOTES

## FRANCHISE FIRSTS:

---

A few of the Mighty Ducks playoff "firsts" from the club's first-ever playoff game on April 16, 1997 vs. Phoenix: 1st Playoff Goal - Teemu Selanne (8:57 of 1st - pp); 1st Assists - J.J. Daigneault & Paul Kariya; 1st Win - Guy Hebert; 1st Penalty - Warren Rychel (x-check)...Guy Hebert recorded the club's first-ever playoff shutout in Game 7 (Apr. 29, 1997), giving Anaheim its first-ever playoff series win.

## PLAYOFF LEAGUE LEADERS:

---

Paul Kariya ranked T-12th in playoff scoring and T-12th in goals with 7-6=13 pts. Kariya also ranked T-2nd in power play goals with 4; Dmitri Mironov ranked T-3rd among defensemen scoring with 1-10=11 pts. Mironov's 10 assists ranked T-9th in overall assists; J.J. Daigneault ranked T-8th among defensemen scoring with 2-7=9 pts; Teemu Selanne ranked T-12th in goals with 7.

## PLAYING THE EVENTUAL CHAMPS TOUGH:

---

Anaheim was eliminated from the 1997 Playoffs by the eventual Stanley Cup Champion Detroit Red Wings in the Western Conference Semifinals, 4-0. The Mighty Ducks extended the Red Wings to overtime in three of those contests, including one double overtime game and one triple overtime game. Two of those overtime games came at Detroit. Guy Hebert and Mikhail Shtalenkov combined for a 2.45 GAA and .942 SV%. Only St. Louis had a better GAA (2.18) vs. Detroit in the postseason, while Anaheim was tops in save percentage vs. the Wings. The Mighty Ducks converted 36.4% of their power plays in the series - highest vs. Detroit in the playoffs.

## PLAYOFF SPECIAL TEAMS:

---

The Ducks finished 10-40 on the power play in the 1997 playoffs (.250)...Anaheim finished the Phoenix series with a 6-29 conversion on the power play (.207), scoring a pp goal in all but two of the seven games...Anaheim was 4-for-11 on the power play vs. Detroit (.364) and recorded a pp goal in eight of its 11 total playoff games... Anaheim gave up only six power play goals in 44 situations in the playoffs (.864)...Anaheim held Phoenix to only three goals in 25 shorthanded situations (.880) in their first round playoff series, including stopping 16-of-17 over the last five games of the series...The Mighty Ducks stopped Detroit on 16-of-19 shorthanded situations in the series (.842) and stopped 32 of the last 36 shorthanded situations in the playoffs (.889).

## PLAYOFF OVERTIME:

---

Anaheim finished 1-3 in overtime playoff games, including a 3-2 win @ Phoenix in Game Six on Apr. 27, 1997 (Paul Kariya)...the Mighty Ducks' 2-1 overtime loss on May 2, 1997 @ Detroit marked the club's first OT loss since Dec. 17, 1995 vs. Toronto, a span of 26 OT games without a loss, including playoffs (8-0-18 in that streak). That game also represented Anaheim's first-ever road overtime loss (Ducks were 8-0-15 all-time in road overtime games prior to Game One's 2-1 loss @ Detroit on May 2).

The Mighty Ducks became just the seventh team in NHL history to win its inaugural playoff series, defeating the Coyotes, four games to three. Anaheim came back from a 3-2 deficit in the series, becoming only the 29th of 82 teams (35.4%) to win a series after being down 3-2 since 1968...Anaheim jumped out to a 2-0 series lead, winning the first two games at the Arrowhead Pond by identical 4-2 scores. Teemu Selanne (3-2=5) and J.J. Daigneault (3-2=5) led the Ducks' attack, helping Anaheim to a two-game lead in the series...Phoenix won the next two games at America West Arena to even the series at 2-2. The series shifted back to Anaheim for Game Five where Phoenix won its third-straight game to take a 3-2 series lead...In Game Six, the Mighty Ducks defeated Phoenix at America West Arena, 3-2, in overtime to even the series at 3-3. Paul Kariya scored two goals, including the game-winner in OT...The Mighty Ducks won their first-ever playoff series, defeating Phoenix, 3-0, in Game Seven. David Karpa scored the series-winning goal early in the first period of Game Seven. Guy Hebert stopped all 31 shots faced to earn his first career playoff shutout...Paul Kariya finished as the leading scorer in the series (5-4=9). Teemu Selanne (5-3=8), Dmitri Mironov (1-6=7), and J.J. Daigneault (2-5=7) finished among the top scorers versus Phoenix. Cliff Ronning (0-7=7), Keith Tkachuk (6-0=6), Teppo Numminen (3-3=6), and Jeremy Roenick (2-4=6) led Phoenix scorers in the series.

## **GAME ONE @ ANAHEIM (APRIL 16), ANAHEIM 4, PHOENIX 2:**

The first playoff game in Mighty Ducks history saw Anaheim take a 1-0 lead in their best-of-seven series vs. Phoenix, defeating the Coyotes @ the Arrowhead Pond. Teemu Selanne and Paul Kariya each netted first period goals to give Anaheim a 2-0 lead. Jeremy Roenick cut the deficit in half with his 36th career playoff goal early in the second period. Anaheim and Phoenix traded goals later in the period as Selanne scored his second goal of the game and Keith Tkachuk scored on the powerplay for the Coyotes. Kariya scored his second goal of the game (empty net) at the 19:13 mark of the third period to put the game away for the Ducks. Selanne (2-1=3), Kariya (2-1=3) and J.J. Daigneault (0-2=2) each finished with multiple-points for Anaheim, while Cliff Ronning and Teppo Numminen chipped in two assists a-piece for Phoenix. The game was broadcast nationally on ESPN.

## **GAME TWO @ ANAHEIM (APRIL 18), ANAHEIM 4, PHOENIX 2:**

The Mighty Ducks defeated Phoenix to take a 2-0 advantage in the best-of-seven series. J.J. Daigneault was the offensive star for the Ducks, earning his second-straight multiple-point game (2-1=3). Daigneault's second goal of the contest (13:26 of the third period) turned out to be the game-winner, giving Anaheim a 3-2 lead. Teemu Selanne scored an empty net goal with seven seconds remaining to give the Ducks the 4-2 victory. Selanne earned his second-straight multiple-point game of the playoffs (1-1=2), giving him five points (3-2=5) in two games, tying Daigneault (2-3=5) as the leading scorers in the series. Dmitri Mironov also recorded multiple-points (1-1=2) for Anaheim. Guy Hebert stopped 36-of-38 shots to earn the win.

## **GAME THREE @ PHOENIX (APRIL 20), PHOENIX 4, ANAHEIM 1:**

The Coyotes cut Anaheim's lead in half, winning the first game back @ America West Arena. Phoenix scored the first three goals of the game before Paul Kariya scored on the power play, cutting the deficit to 3-1 after one period. The game remained 3-1 until late in the third period when Mike Gartner put the game away with his first goal of the series. J.J. Daigneault earned his sixth point in the series, assisting on Kariya's goal. Darrin Shannon led the Phoenix attack, scoring his first two goals of the playoffs and Cliff Ronning recorded three assists, giving him 0-6=6 points in the series.

## **GAME FOUR @ PHOENIX (APRIL 22), PHOENIX 2, ANAHEIM 0:**

The series is tied, 2-2, after Anaheim was shutout by the Coyotes @ America West Arena. The Mighty Ducks had an apparent third period goal by Steve Rucchin disallowed after video replay found an Anaheim skater in the crease. The game remained scoreless until the 12:45 mark of the third period when Bob Corkum gave Phoenix the lead. Teppo Numminen added an empty net goal to give the Coyotes a 2-0 win. Guy Hebert stopped 23-of-24 shots faced, taking the loss.

# 1997 PLAYOFF NOTES

## **GAME FIVE @ ANAHEIM (APRIL 24), PHOENIX 5, ANAHEIM 2:**

The Mighty Ducks fell to the Coyotes @ the Arrowhead Pond to trail the best-of-seven series, 3-2. Phoenix took a 1-0 lead late in the first period on Keith Tkachuk's fourth goal of the series. Anaheim tied the score at the 17:37 mark of the first period when Teemu Selanne netted his fourth goal of the playoffs. Selanne's goal ended a drought in which the Mighty Ducks had not scored in 118:48 (previous Anaheim goal was by Paul Kariya at the 18:49 mark of the first period in Game Three). The Coyotes scored the next two goals before Selanne earned his second goal of the game to cut the deficit to 3-2. Bob Corkum scored his second goal of the series and Keith Tkachuk added an empty net goal to give Phoenix the 5-2 decision. Guy Hebert stopped 19-of-23 shots, taking the loss.

## **GAME SIX @ PHOENIX (APRIL 27), ANAHEIM 3, PHOENIX 2 (OT):**

The Mighty Ducks defeated Phoenix in overtime to even the series at 3-3. Paul Kariya scored his fourth goal of the playoffs and Brian Bellows added his first of the series to give Anaheim a 2-0 lead after two periods. Darrin Shannon scored midway through the third period to cut the Ducks' lead to 2-1, followed by Keith Tkachuk's sixth goal of the playoffs tying the score at 2-2 and sending the game into overtime. In the extra period, Teemu Selanne lofted a long, high pass that Kariya controlled and fired past Nikolai Khabibulin at the 7:29 mark of overtime to give Anaheim the 3-2 victory. Dmitri Mironov added two assists for the Mighty Ducks and Steve Rucchin earned his first-ever playoff point, assisting on Kariya's game-winner.

## **GAME SEVEN @ ANAHEIM (APRIL 29), ANAHEIM 3, PHOENIX 0:**

Guy Hebert stopped all 31 shots he faced in earning his first-ever playoff shutout. David Karpa scored the series-winning goal just 3:11 into the game while Steve Rucchin and Joe Sacco added goals in the second period to lead the Ducks' offense. All three scores marked each player's first goals of the playoffs. Karpa finished the game with 1-1=2 points in a game that saw only three penalties called. Anaheim became only the seventh team in NHL history to win its first-ever playoff series.



**Paul Kariya celebrates his OT game-winning goal in Game Six**

After defeating Phoenix in the first round, Anaheim was matched up with the number three seed in the West, the Detroit Red Wings. The Mighty Ducks had defeated the Red Wings, 3-0-1, in the regular season series. The playoff series between the two would have a different result, with Detroit winning the first four games, eliminating Anaheim from the 1997 Stanley Cup Playoffs. Though Detroit officially earned a sweep in the series, it was a lot closer than the numbers would indicate. Three of the games went into overtime, including one that went into double overtime and one that went into triple overtime. The goaltenders were the stars of the series, with Guy Hebert, Mikhail Shtalenkov and Mike Vernon combining for 333 total saves on 354 total shots (.941 SV%). Paul Kariya (2-2=4) and Dmitri Mironov (0-4=4) led Anaheim in scoring for the playoff series while Sergei Fedorov (2-3=5), Vyacheslav Kozlov (3-1=4), and Vladimir Konstantinov (0-4=4) led Detroit in scoring.

## **GAME ONE @ DETROIT (MAY 2), DETROIT 2, ANAHEIM 1 (OT):**

The Mighty Ducks were defeated by Detroit in Game One @ Joe Louis Arena, giving the Red Wings a 1-0 lead in the best-of-seven series. The game was scoreless until the 19:00 mark of the second period, when Paul Kariya scored his sixth goal of the playoffs to give Anaheim a 1-0 lead. Detroit evened the score midway through the third period, with Sergei Fedorov scoring his first goal of the post-season, sending the game into overtime. Fedorov's goal was Detroit's first goal vs. Anaheim since March 12 @ the Arrowhead Pond, snapping the Mighty Ducks' shutout streak vs. the Red Wings at 145:13. The goal was also the first allowed by Hebert in the playoffs since Game 6 of the Quarterfinals @ Phoenix (a span of 120:46). In the extra period, Martin Lapointe scored on a two-on-one break just 59 seconds into overtime to give the Red Wings the 2-1 win. Guy Hebert stopped 28-of-30 shots, taking the loss.

## **GAME TWO @ DETROIT (MAY 4), DETROIT 3, ANAHEIM 2 (3 OT):**

The Mighty Ducks played the longest game in team history (since surpassed), going into three overtime periods before dropping a 3-2 decision to the Red Wings. Vyacheslav Kozlov scored a power play goal at the 1:31 mark of the third overtime to give Detroit the win. There were 101:31 minutes of hockey played in the game that began at 2:08 p.m. and ended at 7:39 p.m. The two clubs combined for 122 shots (Wings - 71, Ducks - 51), the third-most shots by two teams in NHL playoff history. Detroit's 71 shots rank third all-time for one team. These rankings are since 1963 - the earliest year Elias Sports Bureau can research the stat. Kozlov's power play goal marked Detroit's first goal with a man-advantage vs. Anaheim this season (the Ducks had stopped all 22 Wings power plays faced this season before Kozlov's score). Mikhail Shtalenkov stopped 38-of-40 shots in relief of Guy Hebert, who left the game due to injury (Shtalenkov entered the game at the 7:02 mark of the third period). Jari Kurri scored his first goal of the playoffs while Teemu Selanne added his sixth of the post-season with just 3:07 left in regulation to send the game into overtime.

## **GAME THREE @ ANAHEIM (MAY 6), DETROIT 5, ANAHEIM 3:**

The Red Wings came back from deficits of 2-0 and 3-1 to take a 5-3 win in Game Three @ the Arrowhead Pond. Anaheim took an early 2-0 lead on power play goals from Paul Kariya and Teemu Selanne in the first period. Ted Drury scored early in the second to give Anaheim a 3-1 lead, but the Red Wings scored two goals to knot the score at three entering the third period. Detroit outshot Anaheim, 23-6, in the second period and 49-23 in the game. Sergei Fedorov and Vyacheslav Kozlov scored two goals just 24 seconds apart at the beginning of the third to give the Wings their third win of the series. Kariya (1-1=2) and J.J. Daigneault (0-2=2) had multiple-point games for the Mighty Ducks. Mikhail Shtalenkov, starting in place of injured Guy Hebert, stopped 44-of-49 shots in the loss (career-highs in both saves and shots until Game Four).

## **GAME FOUR @ ANAHEIM (MAY 8), DETROIT 3, ANAHEIM 2 (2 OT):**

The Red Wings defeated the Mighty Ducks, 3-2 in double overtime, to sweep the best-of-seven series, 4-0. Joe Sacco and Brian Bellows each scored their first goals of the series to give Anaheim a 2-1 lead after two periods. Nicklas Lidstrom scored for Detroit at the 9:09 mark of the third period, sending the game into overtime. After a scoreless first overtime, Brendan Shanahan scored the game-winner for the Red Wings at the 17:05 mark of the second overtime, sending Detroit to the Western Conference Finals for the third-straight season. Paul Kariya picked up an assist, giving him 2-2=4 points in the series and 7-6=13 points in the playoffs to lead the Mighty Ducks. Dmitri Mironov assisted on Brian Bellows' goal, finishing second on the club with 1-10=11 points. Ken Baumgartner assisted on Sacco's goal, earning his first point of the post-season. Mikhail Shtalenkov stopped 70-of-73 shots in the loss. The 70 saves rank tied-for-second for saves in one NHL playoff game (record is 73) while Detroit's 73 shots rank second all-time for one NHL playoff game (record is 75). These rankings are since 1963 - the earliest year Elias Sports Bureau can research the stat. Over the final three games of the series, Shtalenkov faced 162 shots (54 shots per game), stopping 152 (.938 SV%).

# ALL-TIME PLAYOFF GAME-BY-GAME

## 2008 DUCKS PLAYOFF GAME-BY-GAME

Date	Team	W/L/T/O	Record	GF- GA	Scorers	W Goal	PP	PK	SF - SA	W - L Gldtr	Attend.
04/10/2008	DALLAS	L	00-01	0-4	-	29	0-3	4-7	23-37	35-35	17191+
04/12/2008	DALLAS	L	00-02	2-5	8P, 32	9	1-6	2-6	22-30	35-35	17181+
04/15/2008	@ DALLAS	W	01-02	4-2	22, 15, 25P, 25P	25	2-4	2-7	15-33	35-35	18532
04/17/2008	@ DALLAS	L	01-03	1-3	11	14	0-5	0-6	28-20	35-35	18532
04/18/2008	DALLAS	W	02-03	5-2	10, 15P, 8P, 21, 22	8	2-3	0-7	32-42	35-35	17199+
04/20/2008	@ DALLAS	L	02-04	1-4	10	14	0-3	2-5	18-26	35-35	18532

## 2007 DUCKS PLAYOFF GAME-BY-GAME

Date	Team	W/L/T/O	Record	GF- GA	Scorers	W Goal	PP	PK	SF - SA	W - L Gldtr	Attend.
04/11/2007	MINNESOTA	W	01-00	2-1	8,17	17	0-3	4-4	34-25	30 - 32	17180+
04/13/2007	MINNESOTA	W	02-00	3-2	23P,23P,15S	15	2-4	6-6	25-32	30 - 32	17324+
04/15/2007	@ MINNESOTA	W	03-00	2-1	19P,44	44	1-4	4-5	19-20	30 - 32	19224
04/17/2007	@ MINNESOTA	L	03-01	1-4	25P	10	1-4	6-7	29-40	32 - 30	19174
04/19/2007	MINNESOTA	W	04-01	4-1	25,15P,10,32	15	1-4	5-5	39-27	35 - 32	17318+
04/25/2007	VANCOUVER	W	05-01	5-1	19P,8,19,15,19P	8	2-9	7-7	37-27	35 - 1	17250+
04/27/2007	VANCOUVER	L*	05-02	1-2	32	20	0-7	5-5	44-49	1 - 35	17392+
04/29/2007	@ VANCOUVER	W	06-02	3-2	17,23P,10P	10	2-5	7-8	24-26	35 - 1	18630
05/01/2007	@ VANCOUVER	W*	07-02	3-2	25,8,32	32	0-8	3-3	30-26	35 - 1	18630
05/03/2007	VANCOUVER	W*	08-02	2-1	26,27	27	0-7	6-6	63-27	35 - 1	17407+
05/11/2007	@ DETROIT	L	08-03	1-2	14	96	0-7	2-4	32-19	39 - 35	19939
05/13/2007	@ DETROIT	W*	09-03	4-3	44,19,32,27	27	0-5	5-7	33-27	35 - 39	19620
05/15/2007	DETROIT	L	09-04	0-5	-	93	0-4	8-9	29-28	39 - 35	17358+
05/17/2007	DETROIT	W	10-04	5-3	10,5P,8,15P,44	15	2-5	4-6	23-39	35 - 39	17375+
05/20/2007	@ DETROIT	W*	11-04	2-1	27P,8	8	1-5	7-7	26-37	35 - 39	20003
05/22/2007	DETROIT	W	12-04	4-3	44S,10,15P,26	26	1-4	5-7	29-29	35 - 39	17380+
05/28/2007	OTTAWA	W	13-04	3-2	19,15,32	32	0-4	5-7	32-20	35 - 1	17274+
05/30/2007	OTTAWA	W	14-04	1-0	26	26	0-4	4-4	31-16	35 - 1	17258+
06/02/2007	@ OTTAWA	L	14-05	3-5	19P,10,15	37	1-3	6-7	22-29	1 - 35	20500
06/04/2007	@ OTTAWA	W	15-05	3-2	19,19,17	17	0-3	3-4	21-23	35 - 1	20500
06/06/2007	OTTAWA	W	16-05	6-2	19P,44,32,23P,32,10	32	2-6	3-3	18-13	35 - 1	17372+

## 2006 DUCKS PLAYOFF GAME-BY-GAME

Date	Team	W/L/T/O	Record	GF- GA	Scorers	W Goal	PP	PK	SF - SA	W - L Gldtr	Attend.
04/21/2006	@ CALGARY	L*	00-01	1-2	12	25	0-5	5-5	34-40	34-30	19289
04/23/2006	@ CALGARY	W	01-01	4-3	38, 27S, 15, 26	26	0-6	10-12	20-25	35-34	19289
04/25/2006	CALGARY	L	01-02	2-5	23P, 23P	19	2-9	4-7	29-24	34-35	17174+
04/27/2006	CALGARY	W*	02-02	3-2	51, 13P, 21	21	1-7	6-6	30-27	35-34	17174+
04/29/2006	@ CALGARY	L	02-03	2-3	19P, 44P	12	2-6	3-4	28-27	34-35	19289
05/01/2006	CALGARY	W	03-03	2-1	13, 27P	27	1-9	5-5	30-22	30-34	16594
05/03/2006	@ CALGARY	W	04-03	3-0	13, 24, 12	13	0-2	4-4	32-22	30-34	19289
05/05/2006	COLORADO	W	05-03	5-0	26, 38, 13, 15P, 32	26	1-5	5-5	34-29	30-60	17174+
05/07/2006	COLORADO	W	06-03	3-0	51P, 24, 15	51	1-6	6-6	35-22	30-60	17294+
05/09/2006	@ COLORADO	W*	07-03	4-3	15, 15, 15, 15	15	0-5	8-8	39-29	30-60	18007
05/11/2006	@ COLORADO	W	08-03	4-1	22, 13, 76, 22	13	0-3	5-5	34-41	30-60	18007
05/19/2006	EDMONTON	L	08-04	1-3	19P	83	1-8	4-5	32-26	35-30	17174+
05/21/2006	EDMONTON	L	08-05	1-3	12	34	0-5	2-3	34-25	35-30	17264+
05/23/2006	@ EDMONTON	L	08-06	4-5	21, 13, 38, 22	34	0-7	6-8	38-22	35-30	16839
05/25/2006	@ EDMONTON	W	09-06	6-3	76, 76, 51P, 24, 15, 15	24	1-8	6-7	46-23	35-35	16839
05/27/2006	EDMONTON	L	09-07	1-2	23P	14	1-11	6-6	33-25	35-35	17174+



# ALL-TIME PLAYOFF GAME-BY-GAME

## 2003 DUCKS PLAYOFF GAME-BY-GAME

Date	Team	W/L/T/O	Record	GF- GA	Scorers	W Goal	PP	PK	SF - SA	W - L Glt/dr	Attend.
04/10/2003	@ DETROIT	W*	01-00	2-1	77, 9	9	0-4	3-4	44-64	35-31	20058
04/12/2003	@ DETROIT	W	02-00	3-2	23, 10, 32	32	0-3	2-2	23-36	35-31	20058
04/14/2003	DETROIT	W	03-00	2-1	26, 23	23	0-3	3-4	26-37	35-31	17174+
04/16/2003	DETROIT	W*	04-00	3-2	9, 10, 20	20	0-4	4-4	27-34	35-31	17174+
04/24/2003	@ DALLAS	W*	05-00	4-3	10, 44S, 20, 39	39	0-3	3-3	54-63	35-35	18532
04/26/2003	@ DALLAS	W*	06-00	3-2	77P, 44, 12	12	1-6	1-2	27-31	35-35	18532
04/28/2003	DALLAS	L	06-01	1-2	20P	26	1-4	3-4	32-32	35-35	17174+
04/30/2003	DALLAS	W	07-01	1-0	12P	12	1-5	5-5	22-28	35-35	17174+
05/03/2003	@ DALLAS	L	07-02	1-4	9	14	0-6	2-2	15-25	35-35	18532
05/05/2003	DALLAS	W	08-02	4-3	32P, 23, 24, 8	8	1-3	2-3	26-29	35-35	17174+
05/10/2003	@ MINNESOTA	W*	09-02	1-0	39	39	0-1	5-5	26-39	35-35	19350
05/12/2003	@ MINNESOTA	W	10-02	2-0	34S, 44S	34	0-3	3-3	22-24	35-30	19344
05/14/2003	MINNESOTA	W	11-02	4-0	20, 9, 23, 9	20	0-4	4-4	32-35	35-30	17174+
05/16/2003	MINNESOTA	W	12-02	2-1	77P, 77P	77	2-3	3-4	28-25	35-30	17174+
05/27/2003	@ NEW JERSEY	L	12-03	0-3	-	12	0-2	1-1	16-30	30-35	19040
05/29/2003	@ NEW JERSEY	L	12-04	0-3	-	26	0-3	3-4	16-25	30-35	19040
05/31/2003	NEW JERSEY	W*	13-04	3-2	11, 8, 24	24	0-2	4-4	33-31	35-30	17174+
06/02/2003	NEW JERSEY	W*	14-04	1-0	32	32	0-1	3-3	26-26	35-30	17174+
06/05/2003	@ NEW JERSEY	L	14-04	3-6	39, 20, 26	20	0-1	4-4	23-37	30-35	19040
06/07/2003	NEW JERSEY	W	15-04	5-2	20, 20, 32P, 9, 39	32	2-8	2-3	24-28	35-30	17174+
06/09/2003	@ NEW JERSEY	L	15-05	0-3	-	16	0-1	2-2	24-25	30-35	19040

## 1999 DUCKS PLAYOFF GAME-BY-GAME

Date	Team	W/L/T/O	Record	GF- GA	Scorers	W Goal	PP	PK	SF - SA	W - L Glt/dr	Attend.
04/21/1999	@ DETROIT	L	00-01	3-5	16P, 9, 8	17	1-5	5-6	29-37	30-35	19983
04/23/1999	@ DETROIT	L	00-02	1-5	8P	14	1-5	6-9	31-36	30-31	19983
04/25/1999	DETROIT	L	00-03	2-4	16P, 23P	19	2-6	4-6	24-24	30-31	17174+
04/27/1999	DETROIT	L	00-04	0-3	-	96	0-4	1-2	31-38	30-31	17174+

## 1997 DUCKS PLAYOFF GAME-BY-GAME

Date	Team	W/L/T/O	Record	GF- GA	Scorers	W Goal	PP	PK	SF - SA	W - L Glt/dr	Attend.
04/16/1997	PHOENIX	W	01-00	4-2	8P, 9, 8, 9	8	1-3	4-5	29-31	31-35	17174+
04/18/1997	PHOENIX	W	02-00	4-2	15P, 36P, 36, 8	36	2-7	2-3	35-38	31-35	17174+
04/20/1997	@ PHOENIX	L	02-01	1-4	9P	34	1-7	6-6	31-26	35-31	16210
04/22/1997	@ PHOENIX	L	02-02	0-2	-	21	0-4	3-3	32-25	35-31	16210
04/24/1997	PHOENIX	L	02-03	2-5	8, 8P	27	1-2	2-2	32-24	35-31	17174+
04/27/1997	@ PHOENIX	W*	03-03	3-2	9P, 23, 9	9	1-4	4-5	39-21	31-35	16210
04/29/1997	PHOENIX	W	04-03	3-0	33, 20, 14	33	0-2	1-1	26-31	31-35	17174+
05/02/1997	@ DETROIT	L	04-04	1-2	9P	20	1-3	5-5	20-30	29-31	19983
05/04/1997	@ DETROIT	L	04-05	2-3	17, 8	13	0-2	4-5	22-34	29-35	19983
05/06/1997	DETROIT	L	04-06	3-5	9P, 8P, 13	91	2-3	3-5	23-49	29-35	17174+
05/08/1997	DETROIT	L	04-07	2-3	14, 23P	14	1-3	4-4	37-73	29-35	17174+

# DUCKS PLAYOFF RECORDS

## INDIVIDUAL

### MOST GOALS

Career.....	22	Teemu Selanne, 1996-01 & 2005-08 (58 games)
Playoff Season.....	10	Andy McDonald, 2007 (21 games)
Series.....	6	Joffrey Lupul, 2006 CSF vs. COL (4 games)
Game.....	4	Joffrey Lupul, Game 3 of CSF on May 9, 2006 @ COL
Period.....	2	Five times: Paul Kariya, second period of Game 3 of WCF, May 14, 2003 vs. MIN; Steve Rucchin, first period of Game 6 of SCF, June 7, 2003 vs. NJ; Joffrey Lupul, second period of Game 3 of CSF, May 9, 2006 @ COL; Andy McDonald (twice) first period of Game 1 of CSF on Apr. 25, 2007 vs. VAN & first period of Game 4 of SCF on June, 4, 2007 @ OTT

### MOST ASSISTS

Career.....	25	Teemu Selanne, 1996-01 & 2005-08 (58 games)
Playoff Season.....	12	Chris Pronger, 2007 (19 games)
Series.....	6	Dmitri Mironov, 1997 CQF vs. PHX (7 games)
Game.....	3	Four times: Steve Rucchin, Game 1 of CQF, Apr. 21, 1999 @ DET; Petr Sykora, Game 2 of CSF, Apr. 26, 2003 @ DAL; Dustin Penner, Game 3 of CSF, May 9, 2006 @ COL; Chris Kunitz, Game 1 of CSF, Apr. 25, 2007 vs. VAN
Period.....	3	Chris Kunitz, first period of Game 1 of CSF, Apr. 25, 2007 vs. VAN

### MOST POINTS

Career.....	47	Teemu Selanne (20-23=43), 1996-01 & 2005-08 (58 games)
Playoff Season.....	17	Ryan Getzlaf (7-10=17), 2007 (21 games)
Series.....	9	Paul Kariya (5-4=9), 1997 CQF vs. PHX (7 games)
Game.....	4	Two times: Joffrey Lupul (4-0=4), Game 3 of CSF on May 9, 2006 @ COL; Andy McDonald (3-1=4), Game 1 of CSF on Apr. 25, 2007 vs. VAN
Period.....	3	Three times: Teemu Selanne (1-2=3), second period of Game 1 of CSF, May 5, 2006 vs. COL; Chris Kunitz (0-3=3), first period of Game 1 of CSF, Apr. 25, 2007 vs. VAN; Andy McDonald (2-1=3), first period of Game 1 of CSF, Apr. 25, 2007 vs. VAN

### MOST GAMES

Career.....	64	Samuel Pahlsson, 2002-08
Playoff Season.....	21	17 players in 2003 & 11 players in 2007

### MOST SHOTS

Career.....	178	Teemu Selanne, 1996-01 & 2005-08 (58 games)
Playoff Season.....	64	Andy McDonald, 2007 (21 games)
Series.....	40	Paul Kariya, 1997 CQF vs. PHX (7 games)
Game.....	11	Paul Kariya, Game 2 of CSF, May 4, 1997 @ DET
Period.....	5	Three times: last, Andy McDonald, in second period of Game 4 of CQF on Apr. 27, 2006 vs. CGY

### MOST PENALTY MINUTES

Career.....	67	Rob Niedermayer, 2003-08 (60 games)
Playoff Season.....	39	Rob Niedermayer, 2007 (21 games)
Series.....	30	Stu Grimson, 1999 CQF vs. DET (3 games)
Game.....	20	Brad May, Game 4 of CQF, Apr. 17, 2007 @ MIN
Period.....	20	Brad May, third period of Game 4 of CQF on Apr. 17, 2007 @ MIN

# DUCKS PLAYOFF RECORDS

## LONGEST PLAYOFF SCORING STREAKS

---

Point Streak.....7 games	Dmitri Mironov (0-8=8), Apr. 24-May 8, 1997
Goal Streak.....3 games	Two times: Teemu Selanne (3-2=5), May 1-5, 2006; Joffrey Lupul (6-0=6), May 5-9, 2006
Assist Streak.....7 games	Dmitri Mironov (0-8=8), Apr. 24-May 8, 1997

## MOST MINUTES PLAYED (GOALIES)

---

Career.....3150	Jean-Sebastien Giguere, 2003-08 (51 games)
Playoff Season.....1407	Jean-Sebastien Giguere, 2003 (21 games)
Series.....426	Two times: Guy Hebert, 1997 CQF vs. PHX (7 games); Jean-Sebastien Giguere, 2003 SCF vs. NJ (7 games)
Game.....140:48	Jean-Sebastien Giguere, Game 1 of CSF on Apr. 24, 2003 vs. DAL (5 OT)

## MOST SHUTOUTS

---

Career.....6	Jean-Sebastien Giguere, 2003-08 (51 games)
Playoff Season.....5	Jean-Sebastien Giguere, 2003 (21 games)
Series.....3	Jean-Sebastien Giguere, 2003 WCF vs. MIN (4 games)

## MOST SAVES

---

Career.....1357	Jean-Sebastien Giguere, 2003-08 (51 games)
Playoff Season.....659	Jean-Sebastien Giguere, 2003 (21 games)
Series.....189	Jean-Sebastien Giguere, 2003 CSF vs. DAL (6 games)
Game.....70	Mikhail Shtalenkov, Game 4 of CSF, May 8, 1997 vs. DET (2 OT)
Period.....21	Mikhail Shtalenkov, second period of Game 3 of CSF, May 6, 1997 vs. DET
Overtime.....20	Jean-Sebastien Giguere, first OT period of Game 1 of CQF, Apr. 10, 2003 @ DET

## MOST SHOTS FACED

---

Career.....1467	Jean-Sebastien Giguere, 2003-08 (51 games)
Playoff Season.....697	Jean-Sebastien Giguere, 2003 (21 games)
Series.....202	Jean-Sebastien Giguere, 2003 CSF vs. DAL (6 games)
Game.....73	Mikhail Shtalenkov, Game 4 of CSF, May 8, 1997 vs. DET (2 OT)
Period.....23	Mikhail Shtalenkov, second period of Game 3 of CSF, May 6, 1997 vs. DET
Overtime.....20	Jean-Sebastien Giguere, first OT period of Game 1 of CQF, Apr. 10, 2003 @ DET

## LOWEST GOALS-AGAINST-AVERAGE

---

Career.....1.68	Ilya Bryzgalov, 2006-07 (16 games)
Playoff Season.....1.46	Ilya Bryzgalov, 2006 (11 games)
Series.....0.22	Jean-Sebastien Giguere, 2003 WCF vs. MIN (4 games)

## HIGHEST SAVE PERCENTAGE

---

Career......937	Ilya Bryzgalov, 2006-07 (16 games)
Playoff Season......945	Jean-Sebastien Giguere, 2003 (21 games)
Series......992	Jean-Sebastien Giguere, 2003 WCF vs. MIN (4 games), stopped 122-of-123 shots

# DUCKS PLAYOFF RECORDS

## GOALTENDING STREAKS

Most consecutive games played . . . 21	Jean-Sebastien Giguere, Apr. 10, 2003-June 9, 2003
Most consecutive starts . . . . . 21	Jean-Sebastien Giguere, Apr. 10, 2003-June 9, 2003
Most consecutive shutouts . . . . . 3	Two times: Jean-Sebastien Giguere, Game 1 of WCF on May 10, 2003 @ MIN, Game 2 of WCF on May 12, 2003 @ MIN, Game 3 of WCF on May 14, 2003 vs. MIN; Ilya Bryzgalov, Game 7 of CQF on May 3, 2006 vs. CGY, Game 1 of CSF on May 5, 2006 vs. COL, Game 2 of CSF on May 7, 2006 vs. COL
Longest winning streak . . . . . 6 games	Two times: Jean-Sebastien Giguere, Apr. 10, 2003-Apr. 26, 2003; Ilya Bryzgalov, May 1, 2006-May 11, 2006
Longest losing streak . . . . . 3 games	Four times: last, Ilya Bryzgalov, May 19, 2006-May 23, 2006
Longest shutout sequence . . . . 249:15	Ilya Bryzgalov, Game 7 of CQF on May 3, 2006 vs. CGY through Game 2 of CSF on May 7, 2006 vs. COL, spanning 5 games

## TEAM

### MOST GOALS

Playoff Season . . . . . 58	2007 (21 games)
Series . . . . . 17	Two times: 1997 CQF vs. PHX (7 games) & 2006 CQF vs. CGY (7 games)
Game . . . . . 6	Two times: Game 4 of WCF, May 25, 2006 @ EDM; Game 5 of SCF, June 6, 2007 vs. OTT
Period . . . . . 4	Two times: second period of Game 1 of CSF, May 5, 2006 vs. COL; third period of Game 3 of WCF, May 23, 2006 @ EDM

### MOST SHOTS

Playoff Season . . . . . 698	2007 (21 games)
Series . . . . . 222	1997 CQF vs. PHX (7 games)
Game . . . . . 63	Game 5 of CSF, May 3, 2007 vs. VAN
Period . . . . . 25	First period of Game 4 of WCF, May 25, 2006 @ EDM
Overtime Period . . . . . 13	First OT period of Game 2 of CSF, May 4, 1997 @ DET

### MOST PENALTY MINUTES

Playoff Season . . . . . 399	2007 (21 games)
Series . . . . . 125	2006 CQF vs. CGY (7 games)
Game . . . . . 54	Game 4 of CQF, Apr. 17, 2007 @ MIN
Period . . . . . 48	Third period of Game 4 of CQF, Apr. 17, 2007 @ MIN

### FEWEST SHOTS

Playoff Season . . . . . 115	1999 (4 games)
Series . . . . . 108	2003 WCF vs. MIN (4 games)
Game . . . . . 15	Two times: Game 5 of CSF, May 3, 2003 @ DAL; Game 3 of CQF, Apr. 15, 2008 @ DAL
Period . . . . . 2	Three times: second period of Game 2 of SCF, May 29, 2003 @ NJ; second period of Game 3 of WCF, May 15, 2007 vs. DET; first period of Game 4 of SCF, June 4, 2007 @ OTT
Overtime Period . . . . . 0	First OT period of Game 1 of CSF, May 2, 1997 @ DET

## OPPONENTS INDIVIDUAL PLAYOFF RECORDS

### MOST GOALS

Series . . . . . 6	Keith Tkachuk, 1997 CQF vs. PHX (7 games)
Game . . . . . 3	Steve Yzerman, Game 1 of CQF on Apr. 21, 1999 @ DET
Period . . . . . 2	Seven times: last, Brendan Morrow, second period of Game 3 of CQF on Apr. 15, 2008 @ DAL

### MOST ASSISTS

Series . . . . . 7	Cliff Ronning, 1997 CQF vs. PHX (7 games)
Game . . . . . 3	Three times: last, Mikael Samuelsson, Game 6 of WCF on May 22, 2007 vs. DET
Period . . . . . 3	Mikael Samuelsson, third period of Game 6 of WCF on May 22, 2007 vs. DET

# DUCKS PLAYOFF RECORDS

## MOST POINTS

Series .....	8	Jarome Iginla (5-3=8), 2006 CQF vs. CGY (7 games)
Game .....	3	Several times
Period .....	3	Two times: last, Mikael Samuelsson (0-3=3), third period of Game 6 of WCF on May 22, 2007 vs. DET

## MOST SHOTS

Series .....	37	Keith Tkachuk, 1997 CQF vs. PHX (7 games)
Game .....	13	Nicklas Lidstrom, Game 4 of CSF, May 8, 1997 vs. DET (2 OT)
Period .....	6	Nicklas Lidstrom, second period of Game 3 of CSF, May 6, 1997 vs. DET

## MOST PENALTY MINUTES

Series .....	29	Dan Hinote, 2006 CSF vs. COL (4 games)
Game .....	27	Dan Hinote, Game 1 of CST, May 5, 2006 vs. COL
Period .....	27	Dan Hinote, third period of Game 1 of CSF, May 5, 2006 vs. COL

## MOST MINUTES PLAYED (GOALIES)

Series .....	444	Marty Turco, 2003 CSF vs. DAL (6 games)
Game .....	140:48	Marty Turco, Game 1 of CSF, Apr. 24, 2003 @ DAL (5 OT)

## MOST SHUTOUTS

Series .....	3	Martin Brodeur, 2003 SCF vs. NJ
--------------	---	---------------------------------

## MOST SAVES

Series .....	207	Nikolai Khabibulin, 1997 CQF vs. PHX (7 games)
Game .....	56	Roberto Luongo, Game 5 of CSF, May 3, 2007 vs. VAN (2 OT)
Period .....	22	Dwayne Roloson, first period of Game 4 of WCF, May 25, 2006 @ EDM
Overtime Period .....	13	Mike Vernon, first OT period of Game 2 of CSF, May 4, 1997

## MOST SHOTS FACED

Series .....	222	Nikolai Khabibulin, 1997 CQF vs. PHX (7 games)
Game .....	58	Roberto Luongo, Game 5 of CSF, May 3, 2007 vs. VAN (2 OT)
Period .....	25	Dwayne Roloson, first period of Game 4 of WCF, May 25, 2006 @ EDM
Overtime Period .....	13	Mike Vernon, first OT period of Game 2 of CSF, May 4, 1997

## LOWEST GOALS-AGAINST-AVERAGE

Series .....	1.37	Manny Fernandez, 2003 WCF vs. MIN (3 games)
--------------	------	---

## OPPONENTS TEAM RECORDS

### MOST GOALS

Series .....	20	2008 CQF vs. DAL (6 games)
Game .....	6	Game 5 of SCF, June 5, 2003 @ NJ
Period .....	4	Three times: first period of Game 2 of CQF, Apr. 23, 1999 @ DET; third period of Game 3 of WCF, May 23, 2006 @ EDM; third period of Game 6 of CQF, Apr. 20, 2008 @ DAL

### MOST SHOTS

Series .....	223	1997 CSF vs. DET (4 games)
Game .....	73	Game 4 of CSF, May 8, 1997 vs. DET (2 OT)
Period .....	23	Second period of Game 3 of CSF, May 6, 1997 vs. DET
Overtime Period .....	20	First OT period of Game 1 of CQF, Apr. 10, 2003 @ DET



# DUCKS PLAYOFF RECORDS

## MOST PENALTY MINUTES

Series .....	127	2006 CQF vs. CGY (7 games)
Game .....	52	Game 1 of CSF, May 5, 2006 vs. COL
Period .....	27	Third period of Game 1 of CSF, May 5, 2006 vs. COL

## FEWEST SHOTS

Series .....	101	2007 SCF vs. OTT (5 games)
Game .....	13	Game 5 of SCF, June 6, 2007 vs. OTT
Period .....	3	Four times: last, first period of Game 5 of SCF, June 6, 2007 vs. OTT
Overtime Period .....	0	Two times: Game 4 of CQF, Apr. 27, 2006 vs. CGY; Game 4 of CSF, May 1, 2007 @ VAN

## TWO-TEAM SINGLE-GAME HIGHS & LOWS

### MOST GOALS

Game .....	9	Three times: Game 5 of SCF, ANA (3) @ NJ (6), June 5, 2003; Game 3 of WCF, ANA (4) @ EDM (5), May 23, 2006; Game 4 of WCF, ANA (6) @ EDM (3), May 25, 2006
Period .....	8	Third period of Game 4 of WCF, ANA (4) @ EDM (4), May 23, 2006

### MOST SHOTS

Game .....	122	Game 2 of CSF, ANA (51) vs. DET (71), May 4, 1997 (3 OT)
Period .....	33	Two times: second period of Game 5 of CQF, ANA (22) vs. MIN (11), Apr. 19, 2007; second period of Game 2 of CSF, ANA (17) vs. VAN (16), Apr. 27, 2007
Overtime Period .....	26	Two times: first and second periods of Game 2 of CSF, May 4, 1997 @ DET

### MOST PENALTY MINUTES

Game .....	90	Game 3 of CQF, ANA (45) @ PHX (45), Apr. 20, 1997
Period .....	62	Third period of Game 4 of CQF, ANA (48) @ MIN (14), Apr. 17, 2007

### FEWEST GOALS

Game .....	1	Four times: Game 4 of CSF, ANA (1) vs. DAL (0), Apr. 30, 2003; Game 1 of WCF, ANA (1) @ MIN (0), May 10, 2003 (2 OT); Game 4 of SCF, ANA (1) vs. NJ (0), June 2, 2003 (OT); Game 2 of SCF, ANA (1) vs. OTT (0), May 30, 2007
------------	---	--

### FEWEST SHOTS

Game .....	31	Game 5 of SCF, ANA (18) vs. OTT (13), June 6, 2007
Period .....	8	Two times: second period of Game 2 of SCF, ANA (2) @ NJ (6), May 29, 2003; first period of Game 5 of SCF, ANA (5) vs. OTT (3), June 6, 2007
Overtime Period .....	1	Three times: first OT period of Game 2 of CSF, ANA (0) @ DET (1), May 2, 1997; fifth OT period of Game 1 of CSF, ANA (1) @ DAL (0), Apr. 24, 2003; first OT period in Game 2 of CSF, ANA (1) @ DAL (0), Apr. 26, 2003; first OT period of Game 4 of CQF, ANA (3) vs. CGY (2), Apr. 27, 2006

### FEWEST POWER PLAY OPPORTUNITIES

Game .....	3	Three times: Game 7 of CQF, ANA (0-2) vs. PHX (0-1), Apr. 29, 1997; Game 1 of SCF, ANA (0-2) @ NJ (1-1), May 27, 2003; Game 7 of SCF, ANA (0-1) @ NJ (0-2), June 9, 2003
------------	---	--

### FEWEST PENALTY MINUTES

Game .....	6	Three times: Game 7 of CQF, ANA (2) vs. PHX (4), Apr. 29, 1997; Game 1 of SCF, ANA (2) @ NJ (4), May 27, 2003; Game 7 of SCF, ANA (4) @ NJ (2), June 9, 2003
------------	---	--



THE NHL

# ATLANTA THRASHERS



**JOHN ANDERSON**



**IYLA KOVALCHUK**

Philips Arena  
 One Philips Drive  
 Atlanta, GA 30303  
 TEL: (404) 878-3300  
 FAX: (404) 878-3765  
 www.atlantathrashers.com



Founded: 1999-00  
 Home Ice: Philips Arena (18,545, 1999)  
 Stanley Cup Titles: None  
 Television: SportSouth  
 Radio: The Fan (680 AM)  
 Colors: Navy, Blue, Copper, Bronze and Gold

## DIRECTORY

Executive Vice President & General Manager..... Don Waddell  
 Head Coach..... John Anderson  
 Assistant Coach..... Steve Weeks  
 Assistant Coach..... Todd Nelson  
 Assistant Coach..... Randy Cunneynworth  
 Senior Director of Public Relations..... Rob Koch

## 2007-08 THRASHERS LEADERS

Goals.....	Marian Hossa.....	43
Assists.....	Hossa.....	57
Points.....	Hossa.....	100
Shots.....	Hossa.....	340
GAA.....	Kari Lehtonen.....	2.79
Wins.....	Lehtonen.....	34
Losses.....	Lehtonen.....	24
Shutouts.....	Lehtonen.....	4
Save %.....	Lehtonen.....	.912

**2007-08 Record:** 34-40-8, 76 points, 4th in the Southeast Division; 14th in the Eastern Conference  
**2008 Playoffs:** Did not qualify  
**Anaheim's All-Time Leading Scorer vs. Atlanta:** Steve Rucchin, 0-8=8 points in six games; Paul Kariya, 3-5=8 points in five games  
**Atlanta's All-Time Leading Scorer vs. Anaheim:** Slava Kozlov, 4-3=7 points in five games  
**Last Trade Between Anaheim and Atlanta:** Anaheim acquired a second-round draft pick in the 2007 NHL Entry Draft, C Karl Stewart and a conditional pick in exchange for D Vitaly Vishnevski (Aug. 17, 2006).

## 2007-08 SERIES SUMMARY:



# ATLANTA THRASHERS

## ALL-TIME SERIES NOTES

**Hat Tricks**  
None

**Penalty Shots**  
None

## ALL-TIME SERIES SUMMARY

Season	Series Results	GF	GA	SF	SA	Power Play	Penalty Killing
1999-00	1-0-0-0 (1-0-0-0 in ANA)	4 (4.0)	1 (1.0)	36 (36.0)	28 (28.0)	1-4 (25.0)	3-3 (100)
2000-01	1-1-0-0 (0-1-0-0 in ANA)	7 (3.5)	6 (3.0)	59 (29.5)	72 (36.0)	4-8 (50.0)	6-8 (75.0)
2001-02	2-0-0-0 (1-0-0-0 in ANA)	9 (4.5)	1 (1.0)	74 (37.0)	46 (23.0)	1-9 (11.1)	6-6 (100)
2002-03	1-1-0-0 (0-1-0-0 in ANA)	6 (3.0)	5 (2.5)	63 (31.5)	53 (26.5)	1-5 (20.0)	6-8 (75.0)
2003-04	0-1-0-0 (0-0-0-0 in ANA)	2 (2.0)	6 (6.0)	37 (37.0)	37 (37.0)	0-3 (00.0)	3-4 (75.0)
2005-06	1-0-0 (1-0-0 in ANA)	2 (2.0)	1 (1.0)	28 (28.0)	21 (21.0)	1-4 (25.0)	4-4 (100)
2006-07	1-0-0 (1-0-0 in ANA)	2 (2.0)	1 (1.0)	32 (32.0)	35 (35.0)	1-5 (20.0)	6-7 (85.7)
2007-08	Did not play						
<b>Totals</b>	<b>7-3-0 (3-2-0 in ANA)</b>	<b>32 (3.2)</b>	<b>21 (2.1)</b>	<b>329 (32.9)</b>	<b>292 (29.2)</b>	<b>9-38 (23.7)</b>	<b>34-40 (85.0)</b>

## ALL-TIME SERIES FAST FACTS

	Overall	@ Anaheim	@ Atlanta
<b>All-Time Series:</b>	7-3-0	3-2-0	4-1-0
<b>Current Streak:</b>	Two Anaheim wins	One Anaheim win	One Anaheim win
<b>Last Win by Anaheim:</b>	Dec. 13, 2006 (2-1)	Dec. 3, 2005 (2-1)	Dec. 13, 2006 (2-1)
<b>Last Win by Atlanta:</b>	Dec. 5, 2003 (6-2)	Mar. 2, 2003 (4-1)	Dec. 5, 2003 (6-2)
<b>Last 10 games:</b>	7-3-0	3-2-0	4-1-0
<b>Overtime Record:</b>	None	None	None
<b>Longest Winning Streak:</b>	Four games Jan. 17, 2001-Nov. 17, 2002	One game, three times Last: Dec. 3, 2005	Three games Jan. 17, 2001-Nov. 17, 2002
<b>Longest Losing Streak:</b>	Two games Mar. 2, 2003-present	One game, two times Last: Mar. 2, 2003	One game Dec. 5, 2003
<b>Last Shutout by Anaheim:</b>	Nov. 14, 2001 (5-0)	Nov. 14, 2001 (5-0)	None
<b>Last Shutout by Atlanta:</b>	None	None	None
<b>Biggest Anaheim win:</b>	Nov. 14, 2001 (5-0)	Nov. 14, 2001 (5-0)	Nov. 17, 2002 (5-1)
<b>Biggest Atlanta win:</b>	Dec. 5, 2003 (6-2)	Mar. 2, 2003 (4-1)	Dec. 5, 2003 (6-2)



Ilya Kovalchuk



**CLAUDE JULIEN**



**ZDENO CHARA**

TD Banknorth Garden  
100 Legends Way  
Boston, MA 02114  
TEL: (617) 624-1900  
FAX: (617) 523-7184  
www.bostonbruins.com



Founded: 1924-25  
Home Ice: TD Banknorth Garden (17,565, 1995)  
Stanley Cup Titles: Five (1928-29, 1938-39, 1940-41, 1969-70 and 1971-72)  
Television: New England Sports Network  
Radio: WBZ (1030 AM)  
Colors: Gold, Black and White

## DIRECTORY

Vice President and General Manager..... Peter Chiarelli  
Head Coach..... Claude Julien  
Assistant Coach ..... Craig Ramsay  
Assistant Coach ..... Doug Houda  
Assistant Coach ..... Geoff Ward  
Director of Communications ..... Matthew Chmura

## 2007-08 BRUINS LEADERS

Goals.....	Marco Sturm.....	27
Assists.....	Marc Savard.....	63
Points.....	Savard.....	78
Shots.....	Sturm.....	229
GAA.....	Tim Thomas.....	2.44
Wins.....	Thomas.....	28
Losses.....	Thomas.....	19
Shutouts.....	Thomas.....	3
Save %.....	Thomas.....	.921

**2007-08 Record:** 41-29-12, 94 points, 3rd in the Northeast Division; 8th in the Eastern Conference  
**2008 Playoffs:** Lost to Montreal, 4-3  
**Anaheim's All-Time Leading Scorer vs. Boston:** Paul Kariya, 9-9=18 points in 11 games  
**Boston's All-Time Leading Scorer vs. Anaheim:** Adam Oates, 2-11=13 points in six games  
**Last Trade Between Anaheim and Boston:** Anaheim acquired RW Brandon Bochenski from Boston in exchange for D Shane Hnidy and a sixth-round selection in the 2008 NHL Entry Draft.

## 2007-08 SERIES SUMMARY: 1-0-0

<b>At Anaheim</b>		<b>Goaltenders</b>			<b>GW Goal</b>	<b>Attn.</b>
Oct. 10, 2007	Boston-1	Anaheim-2	Bryzgalov/Thomas		F. Beauchemin	17,174

TOTALS Opp.	Scoring by Period					Shots by Period					Power Plays	Penalties/ Minutes	Goalie (Saves - Shots)
	1	2	3	OT	F	1	2	3	OT	Tot.			
ANAHEIM	0	1	1	-	2	6	14	10	-	30	0-2	3-6	Bryzgalov (18-19)
Boston	1	0	0	-	1	5	7	7	-	19	0-3	3-6	Thomas (28-30)



## ALL-TIME SERIES NOTES

### Hat Tricks

Paul Kariya - Oct. 31, 2002 at Boston (3-1=4)

### Overtime Games

Oct. 15, 1993	1-1 tie at Anaheim	(J. Juneau-GT goal)
Feb. 21, 1996	4-3 win at Anaheim	(A. Hicks-GW goal)
Oct. 11, 2000	3-2 loss at Anaheim	(J. Thornton-GW goal)
Oct. 17, 2001	2-2 tie at Anaheim	(M. Lapointe-GT goal)
Oct. 19, 2003	4-3 loss at Anaheim	(S. Samsanov-GW goal)
Jan. 16, 2006	4-3 loss at Boston	(P. Bergeron-GW goal)

### Penalty Shots

Cam Neely vs. Ron Tugnutt - Oct. 15, 1993 at Anaheim (no goal)

## ALL-TIME SERIES SUMMARY

Season	Series Results	GF	GA	SF	SA	Power Play	Penalty Killing
1993-94	0-1-1 (0-0-1 in ANA)	4 (2.0)	6 (3.0)	35 (17.5)	79 (39.5)	0-9 (00.0)	8-9 (88.8)
1994-95	Did not play - NHL work stoppage						
1995-96	1-1-0 (1-0-0 in ANA)	6 (3.0)	10 (5.0)	51 (25.5)	67 (33.5)	0-6 (00.0)	5-6 (83.3)
1996-97	1-1-0 (0-1-0 in ANA)	6 (3.0)	7 (3.5)	52 (26.0)	75 (37.5)	1-7 (14.2)	9-9 (100)
1997-98	1-1-0 (0-1-0 in ANA)	3 (1.5)	3 (1.5)	49 (24.5)	60 (30.0)	1-6 (16.6)	10-10 (100)
1998-99	1-1-0 (1-0-0 in ANA)	4 (2.0)	2 (1.0)	60 (30.0)	52 (26.0)	3-7 (42.9)	7-8 (87.5)
1999-00	1-1-0-0 (0-1-0-0 in ANA)	6 (3.0)	5 (2.5)	56 (28.0)	50 (25.0)	2-7 (28.6)	9-10 (90.0)
2000-01	0-0-0-1 (0-0-0-1 in ANA)	2 (3.0)	3 (2.0)	30 (30.0)	28 (28.0)	1-7 (14.3)	5-8 (62.5)
2001-02	0-1-1-0 (0-0-1-0 in ANA)	4 (2.0)	6 (3.0)	54 (27.0)	78 (39.0)	1-12 (08.3)	4-6 (66.7)
2002-03	1-0-0-0 (0-0-0-0 in ANA)	4 (4.0)	1 (1.0)	23 (23.0)	27 (27.0)	2-6 (33.3)	7-7 (100)
2003-04	0-0-0-1 (0-0-0-1 in ANA)	3 (3.0)	4 (4.0)	29 (29.0)	30 (30.0)	2-3 (66.6)	0-1 (00.0)
2005-06	0-0-1 (0-0-0 in ANA)	3 (3.0)	4 (4.0)	28(28.0)	24 (24.0)	2-9 (22.2)	4-4 (100)
2006-07	Did not play						
2007-08	1-0-0 (1-0-0 in ANA)	2 (2.0)	1 (1.0)	30 (30.0)	19 (19.0)	0-2 (0.0)	6-7 (85.7)
<b>Totals</b>	<b>7-7-5 (3-3-4 in ANA)</b>	<b>47 (2.5)</b>	<b>52 (2.7)</b>	<b>497 (26.2)</b>	<b>589 (31.0)</b>	<b>15-81 (18.5)</b>	<b>74-85 (87.1)</b>

## ALL-TIME SERIES FAST FACTS

	Overall	@ Anaheim	@ Boston
<b>All-Time Series:</b>	7-7-5	3-3-4	4-4-1
<b>Current Streak:</b>	One Anaheim win	One Anaheim win	One Boston win
<b>Last Win by Anaheim:</b>	Oct. 10, 2007 (2-1)	Oct. 10, 2007 (2-1)	Oct. 31, 2002 (4-1)
<b>Last Win by Boston:</b>	Jan. 16, 2006 (4-3 OT)	Oct. 19, 2003 (4-3 OT)	Jan. 16, 2006 (4-3 OT)
<b>Last 10 games:</b>	3-3-4	3-3-4	4-4-1
<b>Overtime Record:</b>	1-3-2	1-2-2	0-1-0
<b>Longest Winning Streak:</b>	Two games	One game, three times	Two games
	Jan. 30, 1997 - Oct. 21, 1998	Last: Oct. 10, 2007	Dec. 9, 1996-Oct. 30, 1997
<b>Longest Losing Streak:</b>	Two games, three times	Two games	Two games
	Last: Oct. 19, 2003-Jan. 16, 2006	Oct. 20, 1996-Oct. 13, 1997	Mar. 24, 1994-Jan. 11, 1996
<b>Last Shutout by Anaheim:</b>	Oct. 21, 1998 (3-0)	Oct. 21, 1998 (3-0)	Oct. 30, 1997 (3-0)
<b>Last Shutout by Boston:</b>	Oct. 13, 1997 (3-0)	Oct. 13, 1997 (3-0)	None
<b>Biggest Anaheim win:</b>	Four wins by three goals	Two wins by three goals	Two wins by three goals
<b>Biggest Boston win:</b>	Jan. 11, 1996 (7-2)	Oct. 30, 1997 (3-0)	Jan. 11, 1996 (7-2)





# BUFFALO SABRES



**LINDY RUFF**



**DEREK ROY**

HSBC Arena  
 One Seymour H. Knox III Plaza  
 Buffalo, NY 14203  
 TEL: (716) 855-4100  
 FAX: (716) 855-4162  
 www.sabres.com



Founded: 1970-71  
 Home Ice: HSBC Arena (18,690, 1996)  
 Stanley Cup Titles: None  
 Television: MSG Network  
 Radio: WGR (550 AM)  
 Colors: Midnight Blue, Maize, Silver and White

## DIRECTORY

General Manager ..... Darcy Regier  
 Head Coach ..... Lindy Ruff  
 Associate Coach ..... Brian McCutcheon  
 Assistant Coach ..... James Patrick  
 Goaltender Coach ..... Jim Corsi  
 Director of Public Relations ..... Michael Gilbert

## 2007-08 SABRES LEADERS

Goals ..... Thomas Vanek ..... 36  
 Assists ..... Jason Pominville ..... 53  
 Points ..... Derek Roy ..... 81  
 Shots ..... Vanek ..... 240  
 GAA ..... Ryan Miller ..... 2.64  
 Wins ..... Miller ..... 36  
 Losses ..... Miller ..... 27  
 Shutouts ..... Miller ..... 3  
 Save % ..... Miller ..... .906

**2007-08 Record:** 39-31-12, 90 points, 4th in the Northeast Division; 10th in the Eastern Conference  
**2008 Playoffs:** Did not qualify  
**Anaheim's All-Time Leading Scorer vs. Buffalo:** Teemu Selanne, 5-10=15 points in 12 games  
**Buffalo's All-Time Leading Scorer vs. Anaheim:** Miroslav Satan, 8-6=14 points in 12 games  
**Last Trade Between Anaheim and Buffalo:** None.

## 2007-08 SERIES SUMMARY: 1-0-0

At Anaheim  
 Dec. 5, 2007      Buffalo-1      Anaheim-4      Goaltenders: Giguere/Miller      GW Goal: M. Schneider      Attn: 17,174

TOTALS Opp.	Scoring by Period					Shots by Period					Power Plays	Penalties/ Minutes	Goalie (Saves - Shots)
	1	2	3	OT	F	1	2	3	OT	Tot.			
ANAHEIM	1	2	1	-	4	9	16	8	-	33	2-3	9-35	Giguere (22-23)
Buffalo	1	0	0	-	1	8	3	12	-	23	0-4	7-23	Miller (29-33)

## ALL-TIME SERIES NOTES

### Hat Tricks

Paul Kariya - Jan. 10, 1997 - (3-1=4) at Anaheim  
 Teemu Selanne - Jan. 1, 1999 - (3-2=5) at Buffalo  
 Curtis Brown - Dec. 4, 2002 - (3-0=3) at Buffalo

### Overtime Games

Mar. 8, 1996 3-2 win at Anaheim (P. Kariya-GW goal)  
 Dec. 6, 1996 1-1 tie at Buffalo (D. Plante-GT goal)  
 Jan. 6, 1999 3-2 loss at Anaheim (M. Peca-GW goal)

### Penalty Shots

Thomas Vanek vs. J.S. Giguere-Dec. 8, 2005 at Buffalo (goal)

Feb. 1, 2000 2-2 tie at Buffalo (S. Rucchin-GT goal)  
 Oct. 20, 2000 2-2 tie at Buffalo (C. Gratton-GT goal)  
 Dec. 8, 2005 3-2 loss at Buffalo (M. Afinogenov-GW goal)

## ALL-TIME SERIES SUMMARY

Season	Series Results	GF	GA	SF	SA	Power Play	Penalty Killing
1993-94	0-2-0 (0-1-0 in ANA)	2 (1.0)	7 (3.5)	45 (22.5)	41 (20.5)	1-7 (14.3)	11-12 (91.7)
1994-95	Did not play - NHL work stoppage						
1995-96	2-0-0 (1-0-0 in ANA)	7 (3.5)	3 (1.5)	81 (40.5)	62 (31.0)	3-12 (25.0)	13-13 (100)
1996-97	1-0-1 (1-0-0 in ANA)	6 (3.0)	3 (1.5)	92 (46.0)	44 (22.0)	1-10 (10.0)	10-12 (83.3)
1997-98	0-2-0 (0-1-0 in ANA)	2 (1.0)	7 (3.5)	61 (30.5)	54 (27.0)	0-7 (00.0)	8-10 (80.0)
1998-99	1-1-0 (0-1-0 in ANA)	9 (4.5)	5 (2.5)	56 (28.0)	52 (26.0)	2-6 (33.3)	7-9 (77.8)
1999-00	0-1-1-0 (0-1-0-0 in ANA)	2 (1.0)	7 (3.5)	48 (24.0)	72 (36.0)	2-9 (22.2)	8-9 (88.9)
2000-01	0-1-1-0 (0-1-0-0 in ANA)	2 (1.0)	6 (3.0)	40 (20.0)	62 (31.0)	0-5 (00.0)	8-8 (100)
2001-02	0-1-0-0 (0-1-0-0 in ANA)	1 (1.0)	3 (3.0)	17 (17.0)	18 (18.0)	1-4 (25.0)	3-4 (75.0)
2002-03	0-1-0-0 (0-0-0-0 in ANA)	0 (0.0)	4 (4.0)	22 (22.0)	36 (36.0)	0-5 (00.0)	4-5 (80.0)
2003-04	0-2-0-0 (0-1-0-0 in ANA)	4 (2.0)	10 (5.0)	62 (31.0)	70 (35.0)	2-5 (40.0)	4-6 (66.6)
2005-06	0-0-1 (0-0-0 in ANA)	2 (2.0)	3 (3.0)	30 (30.0)	31 (31.0)	0-4 (00.0)	1-2 (50.0)
2006-07	Did not play						
2007-08	1-0-0 (1-0-0 in ANA)	4 (4.0)	1 (1.0)	33 (33.0)	23 (23.0)	2-3 (66.7)	4-4 (100)
<b>Totals</b>	<b>5-11-4 (3-7-0 in ANA)</b>	<b>41 (2.1)</b>	<b>59 (3.0)</b>	<b>587 (29.4)</b>	<b>565 (28.3)</b>	<b>14-77 (18.2)</b>	<b>81-94 (86.2)</b>

## ALL-TIME SERIES FAST FACTS

	Overall	@ Anaheim	@ Buffalo
<b>All-Time Series:</b>	5-11-4	3-7-0	2-4-4
<b>Current Streak:</b>	One Anaheim win	One Anaheim win	Three Buffalo wins
<b>Last Win by Anaheim:</b>	Dec. 5, 2007 - (4-1)	Dec. 5, 2007 - (4-1)	Jan. 1, 1999 - (7-2)
<b>Last Win by Buffalo:</b>	Dec. 8, 2005 - (3-2 OT)	Oct. 24, 2003 (5-2)	Dec. 8, 2005 - (3-2 OT)
<b>Last 10 games:</b>	1-6-3	3-7-0	2-4-4
<b>Overtime Record:</b>	1-2-3	1-1-0	0-1-3
<b>Longest Winning Streak:</b>	Two games Oct. 13, 1995 - Mar. 8, 1996	Two games Mar. 8, 1996 - Jan. 10, 1997	One game, two times Last: Jan. 1, 1999
<b>Longest Losing Streak:</b>	Five games Jan. 16, 2002 - Dec. 8, 2005	Six games Jan. 7, 1998 - Oct. 24, 2003	Three games Dec. 4, 2002-Dec. 8, 2005
<b>Last Shutout by Anaheim:</b>	None	None	None
<b>Last Shutout by Buffalo:</b>	Dec. 4, 2002 (4-0)	Jan. 12, 2001 (4-0)	Dec. 4, 2002 (4-0)
<b>Biggest Anaheim win:</b>	Jan. 1, 1999 (7-2)	Two wins by three goals Jan. 17, 2000 (5-0)	Jan. 1, 1999 (7-2)
<b>Biggest Buffalo win:</b>	Jan. 17, 2000 (5-0)	Jan. 17, 2000 (5-0)	Two wins by four goals





**MIKE KEENAN**

Pengrowth Saddledome  
555 Saddledome Rise SE  
Calgary, Alberta T2G 2W1  
TEL: (403) 777-2177  
FAX: (403) 777-2195  
www.calgaryflames.com



Founded: 1972-73 (Relocated from Atlanta in 1980)  
Home Ice: Pengrowth Saddledome (19,289, 1983)  
Stanley Cup Titles: One (1988-89)  
Television: Rogers Sportsnet, CBC-TV, TSN & Flames PPV  
Radio: Sports Radio Fan (960 AM)  
Colors: Red, White, Black and Gold

## DIRECTORY

General Manager ..... Darryl Sutter  
Head Coach ..... Mike Keenan  
Associate Coach ..... Jim Playfair  
Assistant Coach ..... Rich Preston  
Assistant Coach ..... Rob Cookson  
Assistant Coach ..... Wayne Fleming  
Vice President of Communications ..... Peter Hanlon



**JAROME IGINLA**

## 2007-08 FLAMES LEADERS

Goals ..... Jarome Iginla ..... 50  
Assists ..... Iginla ..... 48  
Points ..... Iginla ..... 98  
Shots ..... Iginla ..... 338  
GAA ..... Miikka Kiprusoff ..... 2.69  
Wins ..... Kiprusoff ..... 39  
Losses ..... Kiprusoff ..... 26  
Shutouts ..... Kiprusoff ..... 2  
Save % ..... Kiprusoff ..... 906

**2007-08 Record:** 42-30-10, 94 points, 3rd in the Northwest Division; 7th in the Western Conference  
**2008 Playoffs:** Lost to San Jose, 4-3  
**Anaheim's All-Time Leading Scorer vs. Calgary:** Paul Kariya, 19-33=52 points in 35 games  
**Calgary's All-Time Leading Scorer vs. Anaheim:** Jarome Iginla, 21-16=37 points in 44 games  
**Last Trade Between Anaheim and Calgary:** Anaheim acquired C Rob Niedermayer from Calgary in exchange for Mike Commodore and J.F. Damphousse (Mar. 11, 2003).

## 2007-08 SERIES SUMMARY: 3-1-0

At Anaheim			Goaltenders		GW Goal	Attn.
Feb. 17, 2008	Calgary-2	Anaheim-4	Giguere/Kiprusoff (Joseph)		S. Niedermayer	17,174
Feb. 29, 2008	Calgary-1	Anaheim-3	Giguere/Kiprusoff		S. Niedermayer	17,174

At Calgary			Goaltenders		GW Goal	Attn.
Nov. 29, 2007	Anaheim-4	Calgary-1	Giguere/Kiprusoff		C. Kunitz	19,289
Dec. 29, 2007	Anaheim-3	Calgary-5	Giguere/Kiprusoff		J. Iginla	19,289

TOTALS	Scoring by Period					Shots by Period				Power Plays	Penalties/ Minutes		Goalie (Saves - Shots)
	1	2	3	OT	F	1	2	3	OT		Tot.	Minutes	
ANAHEIM	6	6	2	-	14	46	40	33	-	119	7-15	39-112	Giguere (113-121)
Calgary	3	3	3	-	9	36	45	41	-	122	4-19	38-110	Kiprusoff (96-108), Joseph (10-10)

## ALL-TIME SERIES NOTES

### Hat Tricks

Paul Kariya - Feb. 19, 2001 at Anaheim (3-1=4)

### Penalty Shots

Jarome Iginla vs. J.S. Giguere-Dec. 8, 2001 at Calgary (no goal)

Petr Sykora vs. Roman Turek-Dec. 29, 2002 at Calgary (no goal)

Paul Kariya vs. Jamie McLennan-Mar. 16, 2003 at Anaheim (no goal)

### Overtime Games

Oct. 17, 1993 2-2 tie at Anaheim

Mar. 16, 1997 2-2 tie at Anaheim

Nov. 7, 1997 4-3 win at Calgary

Nov. 29, 1997 3-2 loss at Calgary

Apr. 5, 1998 3-3 tie at Anaheim

Feb. 16, 2000 6-5 win at Anaheim

(J. Nieuwendyk-GT goal)

(D. Gagner-GT goal)

(S. Young- GW goal)

(S. McCarthy-GW goal)

(T. Green-GT goal)

(O. Tverdoevsky-GW goal)

Nov. 24, 2000 2-2 tie at Calgary

Jan. 5, 2001 4-4 tie at Calgary

Nov. 11, 2001 3-3 tie at Anaheim

Feb. 12, 2003 4-3 win at Anaheim

Mar. 16, 2003 2-2 tie at Anaheim

(J. Iginla-GT goal)

(T. Selanne-GT goal)

(D. Lowry-GT goal)

(M. Leclerc-GW goal)

(P. Sykora-GT goal)

## ALL-TIME SERIES SUMMARY

Season	Series Results	GF	GA	SF	SA	Power Play	Penalty Killing
1993-94	1-4-1 (0-2-1 in ANA)	12 (2.0)	19 (3.2)	160 (26.7)	197 (32.8)	3-28 (10.7)	19-22 (86.4)
1994-95	3-2-0 (2-1-0 in ANA)	15 (3.0)	13 (2.6)	136 (27.2)	157 (31.4)	2-28 (07.1)	17-20 (85.0)
1995-96	3-2-0 (1-1-0 in ANA)	16 (3.2)	12 (2.4)	129 (25.8)	160 (32.0)	6-30 (20.0)	24-28 (85.7)
1996-97	1-4-1 (1-1-1 in ANA)	14 (2.3)	17 (2.8)	171 (28.5)	190 (31.7)	2-24 (08.3)	15-22 (68.1)
1997-98	2-2-1 (1-1-1 in ANA)	16 (3.2)	15 (3.0)	132 (26.4)	168 (33.6)	3-24 (12.5)	14-18 (77.8)
1998-99	2-2-0 (1-1-0 in ANA)	10 (2.5)	9 (2.3)	124 (31.0)	111 (27.8)	4-17 (23.5)	17-19 (89.5)
1999-00	2-2-0-0 (2-0-0-0 in ANA)	10 (2.5)	13 (3.3)	120 (30.0)	113 (28.3)	4-22 (18.2)	11-17 (64.7)
2000-01	2-0-2-0 (1-0-1-0 in ANA)	18 (4.5)	11 (2.8)	108 (27.0)	106 (26.5)	8-20 (40.0)	16-19 (84.2)
2001-02	2-1-1-0 (1-0-1-0 in ANA)	11 (2.8)	7 (1.8)	112 (28.0)	93 (23.25)	4-22 (18.1)	12-13 (93.2)
2002-03	2-1-1-0 (1-0-1-0 in ANA)	11 (2.8)	11 (2.8)	109 (27.3)	129 (32.3)	2-16 (12.5)	13-17 (76.5)
2003-04	1-3-0-0 (1-1-0-0 in ANA)	8 (2.0)	14 (3.5)	113 (28.3)	96 (24.0)	4-18 (22.2)	16-22 (72.7)
2005-06	2-2-0 (2-0-0 in ANA)	9 (2.3)	10 (2.5)	129 (32.3)	107 (26.8)	7-29 (24.1)	16-22 (72.7)
2006-07	2-2-0 (2-0-0 in ANA)	11 (2.8)	10 (2.5)	141 (35.3)	90 (22.5)	4-18 (22.2)	15-17 (88.2)
2007-08	3-1-0 (2-0-0 in ANA)	14 (3.5)	9 (2.3)	119 (29.8)	122 (30.5)	7-15 (46.7)	15-19 (78.9)
<b>Totals</b>	<b>28-28-7 (18-8-6 in ANA)</b>	<b>175 (3.2)</b>	<b>170 (2.7)</b>	<b>1803 (28.6)</b>	<b>1839 (29.2)</b>	<b>60-311 (19.3)</b>	<b>220-275 (80.0)</b>

## ALL-TIME SERIES FAST FACTS

	Overall	@ Anaheim	@ Calgary
<b>All-Time Series:</b>	28-28-7	18-8-6	10-20-1
<b>Current Streak:</b>	Two Anaheim wins	Six Anaheim wins	One Calgary win
<b>Last Win by Anaheim:</b>	Feb. 29, 2008 (3-1)	Feb. 29, 2008 (3-1)	Nov. 29, 2007 (4-1)
<b>Last Win by Calgary:</b>	Dec. 29, 2007 (5-3)	Jan. 19, 2004 (5-1)	Dec. 29, 2007 (5-3)
<b>Last 10 games:</b>	6-4-0	8-1-1	2-8-0
<b>Overtime Record:</b>	3-1-7	2-0-6	1-1-1
<b>Longest Winning Streak:</b>	Six games	Six games	Three games
	Mar. 15, 1995-Jan. 5, 1996	Oct. 26, 2006-present	Mar. 15, 1995-Jan. 5, 1996
<b>Longest Losing Streak:</b>	Five games	Three games	Six games
	Feb. 2, 1994-Feb. 26, 1995	Feb. 2, 1994-Feb. 26, 1995	Feb. 1, 2004-Jan. 19, 2007
<b>Last Shutout by Anaheim:</b>	Dec. 8, 2001 (4-0)	Dec. 20, 1996 (7-0)	Dec. 8, 2001 (4-0)
<b>Last Shutout by Calgary:</b>	Nov. 10, 2006 (3-0)	Apr. 11, 1994 (3-0)	Nov. 10, 2006 (3-0)
<b>Biggest Anaheim win:</b>	Dec. 20, 1996 (7-0)	Dec. 20, 1996 (7-0)	Feb. 9, 1995 (5-0)
<b>Biggest Calgary win:</b>	Feb. 9, 1997 (6-1)	Feb. 19, 2004 (5-1)	Feb. 9, 1997 (6-1)



# CAROLINA HURRICANES



**PETER LAVIOLETTE**



**ERIC STAAL**

RBC Center  
1400 Edwards Mill Road  
Raleigh, NC 27607  
TEL: (919) 467-7825  
FAX: (919) 462-0123  
www.carolinahurricanes.com



Founded: 1972-73  
(Relocated from Hartford in 1997)  
Home Ice: RBC Center (18,639, 1999)  
Stanley Cup Titles: One (2005-06)  
Television: FSN South  
Radio: WCMC (99.9 FM)  
Colors: Red, White, Black and Silver

## DIRECTORY

President /General Manager ..... Jim Rutherford  
Head Coach ..... Peter Laviolette  
Associate Head Coach ..... Kevin McCarthy  
Assistant Coach ..... Tom Rowe  
Goaltending Coach ..... Tom Barrasso  
Director of Media Relations..... Mike Sundheim

## 2007-08 HURRICANES LEADERS

Goals	Eric Staal	38
Assists	Staal	44
Points	Staal	82
Shots	Staal	310
GAA	Cam Ward	2.75
Wins	Ward	37
Losses	Ward	25
Shutouts	Ward	4
Save %	Ward	.904

**2007-08 Record:** 42-33-6, 92 points, 2nd in the Southeast Division; 9th in the Eastern Conference  
**2008 Playoffs:** Did not qualify  
**Anaheim's All-Time Leading Scorer vs. Carolina:** Paul Kariya, 6-9=15 points in 11 games  
**Carolina's All-Time Leading Scorer vs. Anaheim:** Jeff O'Neill, 9-5=14 points in 15 games  
**Last Trade Between Anaheim and Carolina:** Anaheim acquired D Bruno St. Jacques in exchange for RW Craig Adams (Oct. 4, 2005).

## 2007-08 SERIES SUMMARY:





# CAROLINA HURRICANES

## ALL-TIME SERIES NOTES

### Hat Tricks

Jeff O'Neill - Jan. 31, 1997 (3-0=3) at Anaheim

Kevyn Adams - Dec. 6, 2005 (3-0=3) at Anaheim

### Overtime Games

Nov. 11, 1998 5-4 win at Anaheim (S. Rucchin-GW goal)

Jan. 7, 2000 4-4 tie at Carolina (G. Wesley-GT goal)

Feb. 11, 2001 2-2 tie at Anaheim (M. Leclerc-GT goal)

### Penalty Shots

None

## ALL-TIME SERIES SUMMARY

Season	Series Results	GF	GA	SF	SA	Power Play	Penalty Killing
1993-94	2-0-0 (1-0-0 in ANA)	9 (4.5)	5 (2.5)	72 (36.0)	67 (33.5)	1-8 (12.5)	10-11 (90.9)
1994-95	Did not play - NHL work stoppage						
1995-96	0-2-0 (0-1-0 in ANA)	5 (2.5)	7 (3.5)	61 (30.5)	59 (29.5)	2-17 (11.8)	14-15 (93.3)
1996-97	1-1-0 (1-0-0 in ANA)	7 (3.5)	7 (3.5)	67 (33.5)	74 (37.0)	1-5 (20.0)	4-7 (57.1)
1997-98	0-2-0 (0-1-0 in ANA)	2 (1.0)	5 (2.5)	48 (24.0)	58 (29.0)	0-8 (00.0)	12-12 (100)
1998-99	1-1-0 (1-0-0 in ANA)	6 (3.0)	7 (3.5)	72 (36.0)	65 (32.5)	1-8 (12.5)	6-7 (85.7)
1999-00	0-0-1-0 (0-0-0-0 in ANA)	4 (4.0)	4 (4.0)	26 (26.0)	43 (43.0)	1-2 (50.0)	5-5 (100)
2000-01	0-1-1-0 (0-0-1-0 in ANA)	2 (1.0)	6 (3.0)	61 (30.5)	48 (24.0)	0-10 (00.0)	9-12 (25.0)
2001-02	0-1-0-0 (0-1-0-0 in ANA)	1 (1.0)	4 (4.0)	20 (20.0)	28 (28.0)	0-5 (00.0)	5-5 (100)
2002-03	2-0-0-0 (1-0-0-0 in ANA)	6 (3.0)	1 (5.0)	44 (22.0)	57 (28.5)	1-8 (12.5)	9-9 (100)
2003-04	2-0-0-0 (1-0-0-0 in ANA)	6 (3.0)	3 (1.5)	74 (37.0)	42 (21.0)	2-11 (18.2)	7-8 (87.5)
2005-06	0-1-0 (0-1-0 in ANA)	2 (2.0)	6 (6.0)	37 (37.0)	31 (31.0)	0-4 (00.0)	4-5 (80.0)
2006-07	0-1-0 (0-0-0 in ANA)	2 (2.0)	4 (4.0)	27 (27.0)	27 (27.0)	1-6 (16.7)	3-6 (50.0)
2007-08	Did not play						
<b>Totals</b>	<b>8-10-2 (5-4-1 in ANA)</b>	<b>52 (2.6)</b>	<b>59 (3.0)</b>	<b>609 (30.1)</b>	<b>599 (30.0)</b>	<b>10-92 (10.9)</b>	<b>88-102 (86.3)</b>

## ALL-TIME SERIES FAST FACTS

	Overall	@ Anaheim	@ Carolina/Hartford
<b>All-Time Series:</b>	8-10-2	5-4-1	3-6-1
<b>Current Streak:</b>	Two Carolina wins	One Carolina win	One Carolina win
<b>Last Win by Anaheim:</b>	Feb. 4, 2004 (2-1)	Feb. 4, 2004 (2-1)	Dec. 31, 2003 (3-1)
<b>Last Win by Carolina:</b>	Dec. 29, 2006 (4-2)	Dec. 6, 2005 (6-2)	Dec. 29, 2006 (4-2)
<b>Last 10 games:</b>	4-4-2	5-4-1	3-6-1
<b>Overtime Record:</b>	1-0-2	1-0-1	0-0-1
<b>Longest Winning Streak:</b>	Four games Feb. 9, 2003 - Feb. 4, 2004	Two games Feb. 9, 2003 - Feb. 4, 2004	Two games Feb. 23, 2003 - Dec. 31, 2003
<b>Longest Losing Streak:</b>	Three games Oct. 11, 1995-Oct. 24, 1996	One game, four times Last: Dec. 6, 2005	Five games Oct. 11, 1995 - Jan. 14, 2001
<b>Last Shutout by Anaheim:</b>	Feb. 23, 2003 (4-0)	None	Feb. 23, 2003 (4-0)
<b>Last Shutout by Carolina:</b>	Jan. 14, 2001 (4-0)	None	Jan. 14, 2001 (4-0)
<b>Biggest Anaheim win:</b>	Feb. 23, 2003 (4-0)	Two wins by three goals Dec. 6, 2005 (6-2)	Feb. 23, 2003 (4-0)
<b>Carolina win:</b>	Two losses by four goals		Jan. 14, 2001 (4-0)



Eric Staal

# CHICAGO BLACKHAWKS



**DENIS SAVARD**



**PATRICK KANE**

**United Center**  
 1901 W. Madison Street  
 Chicago, IL 60612  
 TEL: (312) 455-7000  
 FAX: (312) 455-7041  
 www.chicagoblackhawks.com



**Founded:** 1926-27  
**Home Ice:** United Center (20,500, 1994)  
**Stanley Cup Titles:** Three (1933-34, 1937-38 and 1960-61)  
**Television:** Comcast Sportsnet Chicago & WGN-TV  
**Radio:** WGN Radio (720 AM)  
**Colors:** Red, Black and White

## DIRECTORY

**General Manager** ..... Dale Tallon  
**Head Coach** ..... Denis Savard  
**Assistant Coach** ..... John Torchetti  
**Assistant Coach** ..... Mike Haviland  
**Goaltending Coach** ..... Stephane Waite  
**Director of Media Relations** ..... Brandon Faber

## 2007-08 BLACKHAWKS LEADERS

**Goals** ..... Patrick Sharp ..... **36**  
**Assists** ..... Patrick Kane ..... **51**  
**Points** ..... Kane ..... **72**  
**Shots** ..... Sharp ..... **209**  
**GAA** ..... Nikolai Khabibulin ..... **2.63**  
**Wins** ..... Khabibulin ..... **23**  
**Losses** ..... Khabibulin ..... **20**  
**Shutouts** ..... Khabibulin ..... **2**  
**Save %** ..... Khabibulin ..... **.909**

**2007-08 Record:** 40-34-8, 88 points, 3rd in the Central Division; 10th in the Western Conference  
**2008 Playoffs:** Did not qualify  
**Anaheim's All-Time Leading Scorer vs. Chicago:** Paul Kariya, 17-18=35 points in 34 games  
**Chicago's All-Time Leading Scorer vs. Anaheim:** Tony Amonte, 12-15=27 points in 33 games  
**Last Trade Between Anaheim and Chicago:** Anaheim acquired G Sebastien Caron, RW Matt Keith and LW Chris Durno from Chicago in exchange for D Bruno St. Jacques and RW Pierre Parenteau (Nov. 13, 2006).

## 2007-08 SERIES SUMMARY: 3-1-0

<b>At Anaheim</b>			<b>Goaltenders</b>		<b>GW Goal</b>		<b>Attn.</b>	
Jan. 4, 2008	Chicago-1	Anaheim-2	Hiller/Khabibulin	C. Kunitz				17,174
Feb. 24, 2008	Chicago-3	Anaheim-6	Hiller/Crawford (Lalime)	K. Huskins				17,174
<b>At Chicago</b>			<b>Goaltenders</b>		<b>GW Goal</b>		<b>Attn.</b>	
Dec. 7, 2007	Anaheim-5	Chicago-3	Giguere/Khabibulin	R. Getzlaf				17,734
Mar. 5, 2008	Anaheim-0	Chicago-3	Giguere/Crawford	D. Byfuglien				16,666

TOTALS	Scoring by Period					Shots by Period				Power Plays	Penalties/ Minutes	Goalie (Saves - Shots)	
	1	2	3	OT	F	1	2	3	OT				Tot.
ANAHEIM	6	3	4	-	13	30	33	38	-	101	4-25	35-115	Giguere (64-70), Hiller (49-53)
Chicago	3	3	4	-	10	39	37	47	-	123	3-22	37-108	Khabibulin (47-53), Lalime (20-25)

## ALL-TIME SERIES NOTES

### Hat Tricks

Teemu Selanne - Feb. 24, 2008 at Anaheim (3-2=5)

### Penalty Shots

Tony Amonte vs. Guy Hebert - Feb. 1, 1998 at Anaheim (no goal)  
Alexei Zhamnov vs. Steve Shields - Dec. 30, 2001 at Chicago (no goal)

### Overtime Games

Nov. 24, 1995	5-4 loss at Anaheim	(B. Sutter-GW goal)
Mar. 24, 1996	2-2 tie at Chicago	(A. Hicks-GT goal)
Apr. 1, 1997	3-3 tie at Anaheim	(S. Rucchin-GT goal)
Feb. 1, 1998	4-3 win at Anaheim	(T. Selanne-GW goal)
Oct. 21, 1999	5-5 tie at Chicago	(T. Selanne-GT goal)
Mar. 15, 2002	1-1 tie at Anaheim	(S. Sullivan-GT goal)
Oct. 26, 2003	1-1 tie at Anaheim	(J. Lupul-GT goal)
Nov. 17, 2006	4-3 loss at Anaheim (SO)	(T. Ruutu-SO winner)

## ALL-TIME SERIES SUMMARY

Season	Series Results	GF	GA	SF	SA	Power Play	Penalty Killing
1993-94	1-4-0 (0-2-0 in ANA)	10 (0.7)	13 (2.6)	129 (25.8)	146 (29.2)	2-20 (10.0)	14-16 (87.5)
1994-95	1-3-0 (1-1-0 in ANA)	5 (1.3)	12 (3.0)	84 (21.0)	126 (31.5)	0-19 (00.0)	12-16 (75.0)
1995-96	0-3-1 (0-2-0 in ANA)	7 (1.8)	14 (3.5)	81 (20.3)	138 (34.5)	3-23 (13.0)	17-22 (77.3)
1996-97	3-0-1 (1-0-1 in ANA)	11 (2.8)	6 (1.5)	104 (26.0)	111 (27.8)	4-17 (23.5)	13-15 (86.7)
1997-98	2-2-0 (1-1-0 in ANA)	7 (1.8)	11 (2.8)	113 (28.3)	128 (32.0)	0-24 (00.0)	15-18 (83.3)
1998-99	3-1-0 (2-0-0 in ANA)	13 (3.3)	8 (2.0)	102 (25.5)	106 (26.5)	3-17 (17.6)	18-21 (85.7)
1999-00	3-1-1-0 (2-0-0-0 in ANA)	17 (3.4)	15 (3.0)	139 (27.8)	130 (26.0)	5-20 (25.0)	16-19 (84.2)
2000-01	2-2-0-0 (1-1-0-0 in ANA)	11 (2.8)	9 (2.3)	86 (21.5)	137 (34.3)	3-10 (30.0)	17-19 (89.4)
2001-02	1-2-1-0 (1-0-1-0 in ANA)	8 (2.0)	7 (1.8)	110 (27.5)	129 (32.3)	2-19 (10.5)	11-13 (84.6)
2002-03	4-0-0-0 (2-0-0-0 in ANA)	16 (4.0)	10 (2.5)	112 (28.0)	128 (32.0)	4-15 (26.6)	12-12 (100.0)
2003-04	2-1-1-0 (1-0-1-0 in ANA)	11(2.8)	9 (2.3)	123 (30.1)	124 (31.0)	3-17 (17.6)	17-20 (85.0)
2005-06	4-0-0 (2-0-0 in ANA)	14 (3.5)	6 (1.5)	111 (27.8)	121 (30.3)	3-30 (10.0)	23-24 (95.8)
2006-07	3-0-1 (1-0-1 in ANA)	14 (3.5)	7 (1.8)	116 (29.0)	92 (23.0)	6-28 (21.4)	14-17 (82.4)
2007-08	3-1-0 (2-0-0 in ANA)	13 (3.3)	10 (2.5)	101 (25.3)	123 (30.8)	4-25 (16.0)	19-22 (86.4)
<b>Totals</b>	<b>32-20-6 (17-7-4 in ANA)</b>	<b>157 (2.7)</b>	<b>137 (2.4)</b>	<b>1511 (26.1)</b>	<b>1739 (30.0)</b>	<b>42-284 (14.8)</b>	<b>218-254 (85.8)</b>

## ALL-TIME SERIES FAST FACTS

	Overall	@ Anaheim	@ Chicago
<b>All-Time Series:</b>	32-20-6	17-7-4	15-13-2
<b>Current Streak:</b>	One Chicago win	Three Anaheim wins	One Chicago win
<b>Last Win by Anaheim:</b>	Feb. 24, 2008 (6-3)	Feb. 24, 2008 (6-3)	Dec. 7, 2007 (5-3)
<b>Last Win by Chicago:</b>	Mar. 5, 2008 (3-0)	Dec. 17, 2006 (4-3 SO)	Mar. 5, 2008 (3-0)
<b>Last 10 games:</b>	8-1-1	8-0-2	8-2-0
<b>Overtime Record:</b>	1-1-4	1-1-4	0-0-2
<b>Longest Winning Streak:</b>	Nine games	Five games	Six games
	Nov. 28, 2003 - Feb. 24, 2008	Feb. 1, 1998 - Dec. 17 2000	Mar. 5, 2004 - Dec. 7, 2007
<b>Longest Losing Streak:</b>	Five games	Three games, two times	Four games
	Mar. 5, 1995 - Feb. 4, 1996	Last: Apr. 5, 2000 - Feb. 7, 2001	Mar. 8, 1994 - Feb. 4, 1996
<b>Last Shutout by Anaheim:</b>	Oct. 28, 2006 (3-0)	Dec. 17, 1999 (2-0)	Oct. 28, 2006 (3-0)
<b>Last Shutout by Chicago:</b>	Mar. 5, 2008 (3-0)	Nov. 19, 1997 (4-0)	Mar. 5, 2008 (3-0)
<b>Biggest Anaheim win:</b>	Jan. 6, 1994 (6-2)	Five wins by three goals	Jan. 6, 1994 (6-2)
<b>Biggest Chicago win:</b>	Nov. 19, 1997 (4-0)	Nov. 19, 1997 (4-0)	Six wins by three goals



# COLORADO AVALANCHE




**TONY GRANATO**



**PAUL STASTNY**

Pepsi Center  
1000 Chopper Circle  
Denver, CO 80204  
TEL: (303) 405-1100  
FAX: (303) 893-0614  
www.coloradoavalanche.com



Founded: 1979-80 (Relocated from Quebec in 1995)  
Home Ice: Pepsi Center (18,007, 1999)  
Stanley Cup Titles: Two (1995-96, 2000-01)  
Television: Altitude Sports and Entertainment Network  
Radio: KCKK (1510 AM)  
Colors: Burgundy, Silver, Blue, and Black

## DIRECTORY

Executive Vice President & General Manager.....Francois Giguere  
Head Coach.....Tony Granato  
Assistant Coach.....Jacques Cloutier  
Assistant Coach.....Dave Barr  
Goaltending Coach.....Jeff Hackett  
Senior VP, Communications & Business Operations... Jean Martineau

## 2007-08 AVALANCHE LEADERS

Goals.....Milan Hejduk.....29  
Assists.....Paul Stastny.....47  
Points.....Stastny.....71  
Shots.....Hejduk.....205  
GAA.....Jose Theodore.....2.44  
Wins.....Theodore.....28  
Losses.....Theodore.....21  
Shutouts.....Theodore.....3  
Save %.....Theodore......910

**2007-08 Record:** 44-31-7, 95 pts., 2nd in the Northwest Division; 6th in the Western Conference  
**2008 Playoffs:** Beat Minnesota, 4-2; Lost to Detroit, 4-0  
**Anaheim's All-Time Leading Scorer vs. Colorado:** Teemu Selanne, 15-20=35 points in 34 games  
**Colorado's All-Time Leading Scorer vs. Anaheim:** Joe Sakic, 18-29=47 points in 44 games  
**Last Trade Between Anaheim and Colorado:** Anaheim acquired LW Brad May from Colorado in exchange for G Michael Wall (Feb. 27, 2007).

## 2007-08 SERIES SUMMARY: 3-1-0

At Anaheim			Goaltenders			GW Goal		Attn.
Dec. 19, 2007	Colorado-1	Anaheim-2 (OT)	Hiller/Budaj	M. Schneider	17,174			
Feb. 20, 2008	Colorado-2	Anaheim-3 (SO)	Giguere/Budaj	C. Perry	17,174			
At Colorado			Goaltenders			GW Goal		Attn.
Feb. 12, 2008	Anaheim-2	Colorado-1	Giguere/Theodore	S. Pahlsson	16,257			
Mar. 6, 2008	Anaheim-0	Colorado-1	Hiller/Theodore	W. Wolski	18,007			

TOTALS	Scoring by Period						Shots by Period					Power Plays	Penalties/ Minutes	Goalie (Saves - Shots)
	Opp.	1	2	3	OT	SO	F	1	2	3	OT			
ANAHEIM	1	1	3	1	1	7	34	33	43	6	116	2-14	21-70	Giguere (58-61), Hiller (40-42)
Colorado	1	4	0	0	0	5	45	35	21	2	103	0-15	19-58	Theodore (54-56), Budaj (56-60)

## ALL-TIME SERIES NOTES

### Hat Tricks

None

### Penalty Shots

Brett Clark vs. Ilya Bryzgalov - Nov. 18, 2005 at Anaheim (no goal)  
Jonathan Hedstrom vs. Peter Budaj - Mar. 22, 2006 at Anaheim (goal)

### Overtime Games

Oct. 10, 1996	6-6 tie at Colorado	(T. Selanne-GT goal)	April 4, 2003	4-3 loss at Anaheim	(M. Hejduk GW goal)
Nov. 3, 1996	1-1 tie at Anaheim	(R. Oksivu-GT goal)	Nov. 18, 2003	2-1 loss at Colorado	(T. Selanne GW goal)
Mar. 9, 1997	2-2 tie at Colorado	(T. Selanne-GT goal)	Jan. 30, 2004	4-3 win at Anaheim	(N. Havelid GW goal)
Apr. 13, 1998	2-2 tie at Anaheim	(F. Banham-GT goal)	Mar. 22, 2006	5-4 win at Anaheim	(J. Hedstrom GW goal)
Jan. 21, 2000	3-3 tie at Anaheim	(T. Selanne-GT goal)	Nov. 22, 2006	3-2 loss at Colorado	(J. Sakic GW goal)
Apr. 4, 2001	1-1 tie at Colorado	(J. Sakic-GT goal)	Jan. 13, 2007	3-2 loss at Anaheim (SO)	(M. Hejduk SO winner)
Dec. 10, 2001	1-1 tie at Colorado	(J. Sakic-GT goal)	Dec. 19, 2007	2-1 win at Anaheim	(M. Schneider GW goal)
Oct. 10, 2002	3-2 win at Anaheim	(A. McDonald GW goal)	Feb. 20, 2008	3-2 win at Anaheim (SO)	(C. Perry SO winner)
Nov. 8, 2002	3-2 win at Colorado	(N. Havelid GW goal)			

## ALL-TIME SERIES SUMMARY

Season	Series Results	GF	GA	SF	SA	Power Play	Penalty Killing
1993-94	1-1-0 (0-1-0 in ANA)	6 (3.0)	4 (2.0)	58 (29.0)	58 (29.0)	0-11 (00.0)	10-12 (16.7)
1994-95	Did not play - NHL work stoppage						
1995-96	3-3-0 (3-0-0 in ANA)	19 (3.2)	17 (2.8)	162 (27.0)	178 (29.7)	3-28 (10.7)	20-26 (23.1)
1996-97	0-2-3 (0-1-1 in ANA)	14 (2.8)	18 (3.6)	140 (28.0)	183 (36.6)	3-20 (15.0)	21-26 (80.8)
1997-98	2-2-1 (1-1-1 in ANA)	14 (2.8)	14 (2.8)	151 (30.2)	139 (27.8)	3-27 (11.1)	30-35 (85.7)
1998-99	1-3-0 (0-2-0 in ANA)	8 (2.0)	14 (3.5)	117 (29.3)	138 (34.5)	3-22 (13.6)	12-16 (75.0)
1999-00	1-2-1-0 (0-1-1-0 in ANA)	10 (2.5)	11 (2.8)	123 (30.8)	77 (19.3)	2-20 (10.0)	9-15 (60.0)
2000-01	0-3-1-0 (0-2-0-0 in ANA)	4 (1.0)	11 (2.8)	107 (26.8)	93 (23.3)	1-14 (07.1)	11-13 (84.6)
2001-02	0-3-1-0 (0-2-0-0 in ANA)	5 (1.25)	9(2.25)	90 (22.5)	119 (29.75)	1-16 (06.3)	16-18 (88.9)
2002-03	3-0-0-1 (1-0-0-1 in ANA)	14 (3.5)	11 (2.8)	110 (27.5)	126 (31.5)	5-19 (26.3)	16-21 (76.2)
2003-04	2-1-0-1 (2-0-0-0 in ANA)	7 (1.8)	8 (2.0)	109 (27.3)	128 (32.0)	3-16 (18.7)	18-22 (81.8)
2005-06	1-3-0 (1-1-0 in ANA)	13 (3.3)	15 (3.8)	123 (30.8)	127 (31.8)	5-19 (26.3)	18-20 (90.0)
2006-07	1-1-2 (1-0-1 in ANA)	9 (2.3)	11 (2.8)	152 (38.0)	115 (28.8)	3-20 (15.0)	13-16 (81.3)
2007-08	3-1-0 (2-0-0 in ANA)	7 (1.8)	5 (1.3)	116 (29.0)	103 (25.8)	2-14 (14.3)	15-15 (100.0)
<b>Totals</b>	<b>18-25-11 (11-11-5 in ANA)</b>	<b>130 (2.4)</b>	<b>148 (2.7)</b>	<b>1558 (28.9)</b>	<b>1584 (29.3)</b>	<b>34-246 (13.8)</b>	<b>209-258 (81.0)</b>

## ALL-TIME SERIES FAST FACTS

	Overall	@ Anaheim	@ Colorado (Quebec)
<b>All-Time Series:</b>	18-25-11	11-11-5	7-14-6
<b>Current Streak:</b>	One Colorado win	Three Anaheim wins	One Colorado win
<b>Last Win by Anaheim:</b>	Feb. 20, 2008 (3-2 SO)	Feb. 20, 2008 (3-2 SO)	Feb. 12, 2008 (2-1)
<b>Last Win by Colorado:</b>	Mar. 6, 2008 (1-0)	Jan. 13, 2007 (3-2 SO)	Mar. 6, 2008 (1-0)
<b>Last 10 games:</b>	5-3-2	7-1-2	3-5-2
<b>Overtime Record:</b>	6-4-7	5-2-3	1-2-4
<b>Longest Winning Streak:</b>	Four games Feb. 25, 2007-Feb. 20, 2008	Three games, twice Last: Feb. 25, 2007-present	Two games Nov. 18, 2002 - Jan. 9, 2003
<b>Longest Losing Streak:</b>	Three games Jan. 27, 1999 - Dec. 10, 1999	Four games Nov. 15, 2000 - Apr. 12, 2002	Six games Nov. 18, 2003 - Feb. 13, 2007
<b>Last Shutout by Anaheim:</b>	Dec. 19, 2003 (1-0)	Dec. 19, 2003 (1-0)	Dec. 22, 1998 (1-0)
<b>Last Shutout by Colorado:</b>	Mar. 6, 2008 (1-0)	Nov. 15, 2000 (3-0)	Mar. 6, 2008 (1-0)
<b>Biggest Anaheim win:</b>	Two wins by four goals Apr. 10, 1996 (7-3)	Two wins by four goals Feb. 2, 1997 (5-2)	Feb. 26, 1994 (6-3) Two wins by four goals



# COLUMBUS BLUE JACKETS



**KEN HITCHCOCK**

Nationwide Arena  
200 W. Nationwide Blvd.  
Columbus, OH 43215  
TEL: (614) 246-4625  
FAX: (614) 246-4007  
www.bluejackets.com



Founded: 2000-01  
Home Ice: Nationwide Arena (18,144, 2000)  
Stanley Cup Titles: None  
Television: FSN Ohio  
Radio: WBNS (1460 AM), WWCD (101.1 FM)  
Colors: Union Blue, Goal Red and Capital Silver

## DIRECTORY

General Manager ..... Scott Howson  
Head Coach ..... Ken Hitchcock  
Assistant Coach ..... Gary Agnew  
Assistant Coach ..... Gord Murphy  
Assistant Coach ..... Claude Noel  
Vice President of Public Relations ..... Todd Sharrock



**RICK NASH**

## 2007-08 BLUE JACKETS LEADERS

Goals ..... Rick Nash ..... 38  
Assists ..... Nikolai Zherdev ..... 35  
Points ..... Nash ..... 69  
Shots ..... Nash ..... 329  
GAA ..... Pascal Leclaire ..... 2.25  
Wins ..... Leclaire ..... 24  
Losses ..... Fredrik Norrena ..... 19  
Shutouts ..... Leclaire ..... 9  
Save % ..... Leclaire ..... 919

**2007-08 Record:** 34-36-12, 80 points, 4th in the Central Division, 13th in the Western Conference  
**2008 Playoffs:** Did not qualify  
**Anaheim's All-Time Leading Scorer vs. Columbus:** Teemu Selanne, 4-11=15 points in 11 games  
**Columbus' All-Time Leading Scorer vs. Anaheim:** Rick Nash, 7-10=17 points in 19 games  
**Last Trade Between Anaheim and Columbus:** Anaheim acquired LW Joakim Lindstrom from Columbus in exchange for a conditional pick in the 2010 NHL Entry Draft (July 15, 2008).

## 2007-08 SERIES SUMMARY: 3-1-0

At Anaheim			Goaltenders		GW Goal	Attn.
Nov. 1, 2007	Columbus-1	Anaheim-2 (SO)	Giguere/Norrena	M. Schneider		17,174
Jan. 2, 2008	Columbus-1	Anaheim-2	Giguere/Leclaire	C. Pronger		17,174

At Columbus			Goaltenders		GW Goal	Attn.
Oct. 5, 2007	Anaheim-0	Columbus-4	Bryzgalov/Leclaire	R. Nash		17,852
Dec. 10, 2007	Anaheim-4	Columbus-3 (OT)	Giguere/Leclaire	C. Pronger		11,984

TOTALS	Scoring by Period						Shots by Period					Power Plays	Penalties/ Minutes	Goalie (Saves - Shots)
	Opp.	1	2	3	OT	SO	F	1	2	3	OT			
ANAHEIM	1	4	1	1	1	8	34	46	39	5	124	4-25	41-104	Giguere (77-82), Bryzgalov (33-37)
Columbus	4	1	4	0	0	9	40	39	36	4	119	6-30	36-103	Norrena (33-34), Leclaire (84-90)



# COLUMBUS BLUE JACKETS

## ALL-TIME SERIES NOTES

### Hat Tricks

None

### Penalty Shots

Scott Niedermayer vs. Pascal Leclaire – Mar. 5, 2006 at Anaheim (goal)

Teemu Selanne vs. Fredrik Norrena – Jan. 5, 2007 at Anaheim (no goal)

Samuel Pahlsson vs. Pascal Leclaire – Dec. 10, 2007 at Columbus (goal)

### Overtime Games

Dec. 13, 2001	5-4 win at Anaheim	(N. Havelid-GW goal)
Jan. 11, 2004	2-2 tie at Anaheim	(R. Nash-GT goal)
Mar. 5, 2006	3-2 loss at Anaheim (SO)	(R. Nash-SO winner)
Mar. 14, 2007	5-4 loss at Anaheim (SO)	(D. Vyborny-SO winner)
Nov. 1, 2007	2-1 win at Anaheim (SO)	(M. Schneider-SO winner)
Dec. 10, 2007	4-3 win at Columbus	(C. Pronger-GW goal)

## ALL-TIME SERIES SUMMARY

Season	Series Results	GF	GA	SF	SA	Power Play	Penalty Killing
2000-01	1-3-0-0 (1-1-0-0 in ANA)	10 (2.5)	16 (4.0)	121 (30.3)	84 (21.0)	3-16 (18.8)	11-19 (57.9)
2001-02	1-3-0-0 (1-1-0-0 in ANA)	8 (2.0)	10 (2.5)	123 (30.8)	115 (28.8)	1-19 (05.3)	9-12 (75.0)
2002-03	4-0-0-0 (2-0-0-0 in ANA)	14 (3.5)	5 (1.3)	125 (31.3)	112(28.0)	3-15 (20.0)	17-18 (94.4)
2003-04	1-2-1-0 (1-0-1-0 in ANA)	7 (1.8)	8 (2.0)	148 (37.0)	118 (29.5)	1-20 (05.0)	18-20 (90.0)
2005-06	2-1-1 (1-0-1 in ANA)	10 (2.0)	10 (2.3)	150 (40.3)	123 (31.7)	3-22 (12.5)	32-37 (85.7)
2006-07	2-1-1 (0-1-1 in ANA)	16 (4.0)	14 (3.5)	130 (32.5)	130 (32.5)	6-21 (28.6)	21-22 (95.5)
2007-08	3-1-0 (2-0-0 in ANA)	8 (2.0)	9 (2.3)	124 (31.0)	119 (29.8)	4-24 (16.7)	25-31 (80.6)
<b>Totals</b>	<b>14-11-3 (8-3-3 in ANA)</b>	<b>73 (2.6)</b>	<b>73 (2.6)</b>	<b>939 (33.5)</b>	<b>838 (29.9)</b>	<b>22-151 (14.6)</b>	<b>142-170 (83.5)</b>

## ALL-TIME SERIES FAST FACTS

	Overall	@ Anaheim	@ Columbus
<b>All-Time Series:</b>	14-11-3	8-3-3	6-8-0
<b>Current Streak:</b>	Three Anaheim wins	Two Anaheim wins	One Anaheim win
<b>Last Win by Anaheim:</b>	Jan. 2, 2008 (2-1)	Jan. 2, 2008 (2-1)	Dec. 10, 2007 (4-3 OT)
<b>Last Win by Columbus:</b>	Oct. 5, 2007 (4-0)	Mar. 14, 2007 (5-4 SO)	Oct. 5, 2007 (4-0)
<b>Last 10 games:</b>	6-2-2	6-1-3	4-6-0
<b>Overtime Record:</b>	1-2-1	1-1-1	0-1-0
<b>Longest Winning Streak:</b>	Five games Jan. 30, 2002-Mar. 24, 2003	Three games Jan. 30, 2002-Mar. 24, 2003	Three games Mar. 19, 2006-Apr. 7, 2007
<b>Longest Losing Streak:</b>	Five games Jan. 27, 2001-Dec. 31, 2001	Three games Mar. 5, 2006-Mar. 14, 2007	Four games Dec. 6, 2000-Dec. 31, 2001
<b>Last Shutout by Anaheim:</b>	Mar. 24, 2003 (5-0)	Mar. 24, 2003 (5-0)	None
<b>Last Shutout by Columbus:</b>	Oct. 5, 2007 (4-0)	None	Oct. 5, 2007 (4-0)
<b>Biggest Anaheim win:</b>	Mar. 24, 2003 (5-0)	Mar. 24, 2003 (5-0)	Mar. 29, 2007 (5-2)
<b>Biggest Columbus win:</b>	Oct. 5, 2007 (4-0)	Feb. 25, 2001 (5-2)	Oct. 5, 2007 (4-0)





**DAVE TIPPETT**



**BRENDEN MORROW**

American Airlines Center  
2500 Victory Avenue  
Dallas, TX 75219  
TEL: (214)-387-5500  
FAX: (214)-387-5564  
www.dallasstars.com



Founded: 1967-68 (Relocated from Minnesota in 1993)  
Home Ice: American Airlines Center (18,532, 2001)  
Stanley Cup Titles: One (1998-99)  
Television: KDFI My 27 & FSN Southwest  
Radio: WBAP (820 AM)  
Colors: Green, Gold and Black

## DIRECTORY

Co-General Managers ..... Brett Hull & Les Jackson  
Head Coach ..... Dave Tippett  
Associate Coach ..... Rick Wilson  
Assistant Coach ..... Mark Lamb  
Goaltending Coach ..... Andy Moog  
Assistant Vice President, Communications ..... Rob Scichili

## 2007-08 STARS LEADERS

Goals ..... Brenden Morrow ..... 32  
Assists ..... Mike Ribeiro ..... 56  
Points ..... Ribeiro ..... 83  
Shots ..... Morrow ..... 207  
GAA ..... Marty Turco ..... 2.31  
Wins ..... Turco ..... 32  
Losses ..... Turco ..... 21  
Shutouts ..... Turco ..... 3  
Save % ..... Turco ..... .909

**2007-08 Record:** 45-30-7, 97 points, 3rd in the Pacific Division; 5th in the Western Conference  
**2008 Playoffs:** Beat Anaheim, 4-2; Beat San Jose, 4-2; Lost to Detroit, 4-2  
**Anaheim's All-Time Leading Scorer vs. Dallas:** Teemu Selanne, 20-19=39 points in 44 games  
**Dallas' All-Time Leading Scorer vs. Anaheim:** Mike Modano, 24-52=76 points in 69 games  
**Last Trade Between Anaheim and Dallas:** Anaheim acquired future considerations from Dallas in exchange for C Shane Endicott (Feb. 23, 2007).

## 2007-08 SERIES SUMMARY: 3-5-0

### At Anaheim

Nov. 5, 2007 Dallas-5  
Jan. 15, 2008 Dallas-2  
Feb. 15, 2008 Dallas-4  
Mar. 30, 2008 Dallas-2

Anaheim-0 Giguere (Bryzgalov)/Turco  
Anaheim-4 Giguere/Turco  
Anaheim-2 Giguere/Turco  
Anaheim-3 (SO) Giguere/Turco

### GW Goal

M. Ribeiro 17,174  
R. Getzlaf 17,174  
S. Robidas 17,174  
C. Kunitz 17,174

### Attn.

### At Dallas

Oct. 20, 2007 Anaheim-1 Dallas-3  
Nov. 21, 2007 Anaheim-1 Dallas-2  
Jan. 20, 2008 Anaheim-2 Dallas-5  
Mar. 19, 2008 Anaheim-2 Dallas-1

Dallas-3 Giguere/Turco  
Dallas-2 Giguere/Smith  
Dallas-5 Giguere/Turco  
Dallas-1 Giguere/Turco

### GW Goal

M. Ribeiro 18,057  
N. Hagman 18,584  
B. Morrow 18,461  
T. Bertuzzi 18,584

### Attn.

### TOTALS

Opp.	Scoring by Period					Shots by Period					Power Plays	Penalties/ Minutes	Goalie (Saves - Shots)	
	1	2	3	OT	SO	1	2	3	OT	Tot.				
ANAHEIM	4	5	5	0	1	15	64	62	54	5	185	8-46	56-154	Giguere (150-171), Bryzgalov (4-5)
Dallas	6	9	9	0	0	24	62	72	62	3	199	9-38	64-168	Turco (154-167), Smith (17-18)

## ALL-TIME SERIES NOTES

### Hat Tricks

Joe Nieuwendyk - Mar. 13, 1998 at Dallas (4-0=4)  
 Teemu Selanne - Nov. 26, 1999 at Dallas (3-0=3)  
 Brett Hull - Mar. 21, 2001 at Dallas (4-0=4)  
 Jason Arnott - Nov. 16, 2005 vs. Dallas (3-0=3)  
 Teemu Selanne - Jan. 11, 2007 at Dallas (3-0=3)

### Overtime Games

Dec. 22, 1993 3-2 loss at Anaheim (D. Evanson - GW goal)  
 Jan. 11, 1998 2-1 win at Anaheim (J. Sacco - GW goal)  
 Oct. 30, 1998 3-3 tie at Dallas (S. Rucchin - GT goal)  
 Feb. 16, 2001 3-2 loss at Dallas (D. Hatcher - GW goal)  
 Nov. 11, 2001 2-2 tie at Anaheim (J. Lehtinen - GT goal)  
 Jan. 5, 2003 1-1 tie at Anaheim (P. Turgeon GT goal)  
 Nov. 20, 2003 3-3 tie at Dallas (A. McDonald-GT goal)

### Penalty Shots

Jerre Lehtinen vs. J.S. Giguere-Jan. 28, 2007 at Anaheim (goal)  
 Chris Kunitz vs. Marty Turco-Jan. 15, 2008 at Anaheim (no goal)

Jan. 5, 2004 2-2 tie at Anaheim (R. Niedermayer-GT goal)  
 Jan. 6, 2006 4-3 loss at Dallas (SO) (A. Miettinen-SO winner)  
 Mar. 31, 2006 5-4 win at Anaheim (SO) (R. Niedermayer-SO winner)  
 Oct. 15, 2006 4-3 loss at Anaheim (SO) (J. Jokinen-SO winner)  
 Mar. 23, 2007 3-2 win at Anaheim (S. Niedermayer-GW goal)  
 Apr. 6, 2007 2-1 loss at Dallas (SO) (L. Nagy-SO winner)  
 Mar. 30, 2008 3-2 win at Anaheim (SO) (C. Kunitz-SO winner)

## ALL-TIME SERIES SUMMARY

Season	Series Results	GF	GA	SF	SA	Power Play	Penalty Killing
1993-94	3-2-0 (2-1-0 in ANA)	17 (3.4)	15 (3.0)	128 (25.6)	156 (31.2)	6-24 (25.0)	21-26 (80.8)
1994-95	0-4-0 (0-2-0 in ANA)	3 (0.8)	19 (4.8)	96 (24.0)	148 (37.0)	0-14 (0.0)	14-18 (77.7)
1995-96	1-3-0 (1-1-0 in ANA)	9 (2.3)	14 (3.5)	132 (33.0)	119 (29.8)	3-20 (15.0)	18-23 (78.3)
1996-97	1-3-0 (1-1-0 in ANA)	9 (2.3)	12 (3.0)	96 (24.0)	135 (33.8)	0-8 (0.0)	9-14 (64.3)
1997-98	1-3-0 (1-1-0 in ANA)	5 (1.3)	16 (4.0)	98 (24.5)	115 (28.8)	0-15 (0.0)	9-11 (81.8)
1998-99	1-4-1 (1-2-0 in ANA)	12 (2.0)	19 (3.2)	172 (28.7)	171 (28.5)	5-22 (22.7)	20-26 (76.9)
1999-00	3-3-0-0 (2-1-0-0 in ANA)	17 (2.8)	15 (2.5)	153 (25.5)	150 (25.0)	2-25 (8.0)	28-35 (80.0)
2000-01	0-4-0-1 (0-2-0-0 in ANA)	5 (1.0)	20 (4.0)	115 (23.0)	131 (26.2)	2-21 (9.5)	13-17 (76.5)
2001-02	3-1-1-0 (1-1-1-0 in ANA)	15 (3.0)	10 (2.0)	123 (24.6)	156 (31.2)	5-23 (21.7)	19-22 (86.4)
2002-03	1-3-1-0 (0-1-1-0 in ANA)	8 (1.6)	13 (2.6)	138 (27.6)	144 (28.8)	3-24 (12.5)	13-17(76.5)
2003-04	2-2-2-0 (2-0-1-0 in ANA)	13 (2.2)	14 (2.3)	149 (24.8)	172 (28.7)	6-22 (27.3)	26-31 (83.9)
2005-06	2-5-1 (1-3-0 in ANA)	18 (2.3)	26 (3.3)	225 (28.1)	222 (27.8)	4-41 (9.8)	41-52 (78.8)
2006-07	4-2-2 (3-0-1 in ANA)	21 (2.6)	15 (1.9)	232 (29.0)	219 (27.4)	7-39 (17.9)	36-41 (87.8)
2007-08	3-5-0 (2-2-0 in ANA)	15 (1.9)	24 (3.0)	185 (23.1)	189 (23.6)	8-50 (16.0)	28-37 (75.7)
<b>Totals</b>	<b>25-44-9 (17-18-4 in ANA)</b>	<b>168 (2.2)</b>	<b>236 (3.0)</b>	<b>2063 (26.4)</b>	<b>2250 (28.8)</b>	<b>53-364 (14.6)</b>	<b>297-375 (79.2)</b>

## ALL-TIME SERIES FAST FACTS

	Overall	@ Anaheim	@ Dallas
<b>All-Time Series:</b>	25-44-9	17-18-4	8-26-5
<b>Current Streak:</b>	Two Anaheim wins	One Anaheim win	One Anaheim win
<b>Last Win by Anaheim:</b>	Mar. 30, 2008 (3-2 SO)	Mar. 30, 2008 (3-2 SO)	Mar. 19, 2008 (2-1)
<b>Last Win by Dallas:</b>	Feb. 15, 2008 (4-2)	Feb. 15, 2008 (4-2)	Jan. 20, 2008 (5-2)
<b>Last 10 games:</b>	4-5-1	6-3-1	3-6-1
<b>Overtime Record:</b>	3-6-5	3-2-3	0-4-2
<b>Longest Winning Streak:</b>	Three games, two times Last: Dec. 20, 2006-Jan. 28, 2007	Three games, two times Last: Dec. 20, 2006-Mar. 23, 2007	Two games Jan. 25, 2002-Oct. 11, 2002
<b>Longest Losing Streak:</b>	Nine games Dec. 22, 1993-Mar. 28, 1996	Four games Dec. 22, 1993-Mar. 5, 1996	Nine games Mar. 22, 1994-Mar. 13, 1998
<b>Last Shutout by Anaheim:</b>	Dec. 7, 2003 (4-0)	Dec. 7, 2003 (4-0)	None
<b>Last Shutout by Dallas:</b>	Nov. 5, 2007 (5-0)	Nov. 5, 2007 (5-0)	Feb. 10, 2007 (1-0)
<b>Biggest Anaheim win:</b>	Jan. 25, 2002 (6-1)	Dec. 7, 2003 (4-0)	Jan. 25, 2002 (6-1)
<b>Biggest Dallas win:</b>	Mar. 21, 2001 (8-0)	Nov. 5, 2007 (5-0)	Mar. 21, 2001 (8-0)



# DETROIT RED WINGS



**MIKE BABCOCK**

Joe Louis Arena  
600 Civic Center Drive  
Detroit, MI 48226  
TEL: (313) 394-7000  
FAX: (313) 567-0296  
www.detroitredwings.com



Founded: 1926-27  
Home Ice: Joe Louis Arena (20,066, 1979)  
Stanley Cup Titles: 11 (1935-36, 1936-37, 1942-43, 1949-50, 1951-52, 1953-54, 1954-55, 1996-97, 1997-98, 2001-02, 2007-08)  
Television: FSN Detroit  
Radio: WXYT (1270 AM)  
Colors: Red and White

## DIRECTORY

Executive Vice President/General Manager ..... Ken Holland  
Head Coach ..... Mike Babcock  
Assistant Coach ..... Paul MacLean  
Assistant Coach ..... Brad McCrimmon  
Goaltending Coach ..... Jim Bedard  
Senior Director of Communications ..... John Hahn



**PAVEL DATSYUK**

## 2007-08 RED WINGS LEADERS

Goals ..... Henrik Zetterberg ..... 43  
Assists ..... Pavel Datsyuk ..... 66  
Points ..... Datsyuk ..... 97  
Shots ..... Zetterberg ..... 358  
GAA ..... Chris Osgood ..... 2.09  
Wins ..... Osgood & Dominik Hasek ..... 27  
Losses ..... Hasek ..... 10  
Shutouts ..... Hasek ..... 5  
Save % ..... Osgood ..... .914

**2007-08 Record:** 54-21-7, 115 points, 1st in the Central Division; 1st in the Western Conference  
**2008 Playoffs:** Beat Nashville, 4-2; Beat Colorado, 4-0; Beat Dallas, 4-2; Beat Pittsburgh, 4-2  
**Anaheim's All-Time Leading Scorer vs. Detroit:** Paul Kariya, 15-10=25 points in 31 games  
**Detroit's All-Time Leading Scorer vs. Anaheim:** Nicklas Lidstrom, 10-32=42 points in 55 games  
**Last Trade Between Anaheim and Detroit:** D Doug Houda traded to Detroit for future considerations (Oct. 9, 1998).

## 2007-08 SERIES SUMMARY: 2-1-1

At Anaheim			Goaltenders	GW Goal	Attn.
Oct. 15, 2007	Detroit-3	Anaheim-6	Bryzgalov/Hasek	S. Pahlsson	17,174
Jan. 23, 2008	Detroit-2	Anaheim-1	Giguere/Hasek	V. Filppula	17,174

At Detroit			Goaltenders	GW Goal	Attn.
Oct. 3, 2007	Anaheim-2	Detroit-3 (SO)	Bryzgalov/Hasek	J. Hudler	17,610
Feb. 10, 2008	Anaheim-3	Detroit-2	Giguere/Osgood	K. Huskins	20,066

TOTALS	Scoring by Period						Shots by Period					Power Plays	Penalties/ Minutes	Goalie (Saves - Shots)
	Opp.	1	2	3	OT	SO	F	1	2	3	OT			
ANAHEIM	3	5	4	0	0	12	30	30	26	2	88	4-24	43-98	Bryzgalov (72-77), Giguere (58-62)
Detroit	4	3	2	0	1	10	34	54	43	8	139	6-29	36-94	Hasek (60-68), Osgood (16-19)

## ALL-TIME SERIES NOTES

### Hat Tricks

None

### Overtime Games

Jan. 19, 1994	4-4 tie at Detroit	(B. Corkum-GT goal)
Mar. 9, 1995	4-4 tie at Anaheim	(P. Kariya-GT goal)
Apr. 5, 1996	2-2 tie at Anaheim	(S. Fedorov-GT goal)
Mar. 2, 1997	1-1 tie at Detroit	(T. Drury-GT goal)
Mar. 30, 1997	1-0 win at Detroit	(S. Rucchin-GW goal)
Mar. 26, 1998	3-3 tie at Detroit	(P. Trnka-GT goal)

### Penalty Shots

None

Dec. 22, 2000	2-1 loss at Detroit	(S. Fedorov-GW goal)
Apr. 3, 2002	1-1 tie at Anaheim	(L. Robitaille-GT goal)
Nov. 15, 2002	2-1 loss at Detroit	(S. Fedorov-GW goal)
Jan. 21, 2004	2-2 tie at Anaheim	(V. Prospal-GT goal)
Oct. 3, 2007	3-2 loss at Detroit (SO)	(J. Hudler-SO winner)

## ALL-TIME SERIES SUMMARY

Season	Series Results	GF	GA	SF	SA	Power Play	Penalty Killing
1993-94	0-3-1 (0-2-0 in ANA)	12 (3.0)	22 (5.5)	110 (27.5)	151 (37.8)	7-18 (38.8)	10-15 (66.6)
1994-95	0-3-1 (0-1-1 in ANA)	15 (3.8)	21 (5.3)	109 (27.3)	152 (38.0)	5-18 (27.7)	9-12 (75.0)
1995-96	0-3-1 (0-1-1 in ANA)	6 (1.5)	18 (4.5)	98 (24.5)	145 (36.3)	3-18 (11.6)	11-20 (55.0)
1996-97	3-0-1 (2-0-0 in ANA)	7 (1.8)	3 (.08)	99 (24.5)	134 (33.0)	1-11 (09.0)	13-13 (100)
1997-98	0-3-1 (0-2-0 in ANA)	7 (1.8)	13 (3.3)	102 (25.8)	151 (37.8)	1-19 (05.3)	10-16 (62.5)
1998-99	1-3-0 (1-1-0 in ANA)	9 (2.3)	12 (3.0)	110 (27.5)	136 (34.0)	5-23 (21.7)	19-23 (82.6)
1999-00	2-2-0 (2-0-0-0 in ANA)	12 (3.0)	13 (3.3)	103 (25.8)	123 (30.8)	4-19 (21.1)	13-18 (72.2)
2000-01	0-3-0-1 (0-2-0-0 in ANA)	6 (1.5)	11 (2.7)	85 (21.2)	149 (37.2)	1-18 (05.6)	16-23 (69.6)
2001-02	1-2-1-0 (0-1-1-0 in ANA)	6 (1.5)	8 (2.0)	103 (25.7)	107 (26.7)	1-18 (05.6)	12-18 (66.6)
2002-03	1-2-0-1 (1-1-0-0 in ANA)	8 (2.0)	9 (2.3)	112 (28.0)	139 (34.8)	2-24 (08.3)	13-15 (86.7)
2003-04	1-2-1-0 (1-0-1-0 in ANA)	13 (3.3)	18 (4.5)	115 (28.8)	160 (40.0)	2-11 (18.2)	13-15 (86.6)
2005-06	1-2-0 (1-1-0 in ANA)	6 (1.5)	9 (2.3)	104 (26.0)	130 (32.5)	3-18 (16.7)	19-25 (76.0)
2006-07	2-2-0 (2-0-0 in ANA)	9 (2.3)	6 (1.5)	105 (26.3)	115 (28.8)	4-21 (19.0)	19-22 (86.4)
2007-08	2-1-1 (1-1-0 in ANA)	12 (3.0)	10 (2.5)	88 (22.0)	139 (34.8)	4-24 (16.7)	23-27 (85.2)
<b>Totals</b>	<b>14-32-10 (11-13-4 in ANA)</b>	<b>129 (2.3)</b>	<b>173 (3.1)</b>	<b>1443 (25.8)</b>	<b>1934 (34.5)</b>	<b>44-266 (16.5)</b>	<b>205-269 (76.2)</b>

## ALL-TIME SERIES FAST FACTS

	Overall	@ Anaheim	@ Detroit
<b>All-Time Series:</b>	14-32-10	11-13-4	3-19-6
<b>Current Streak:</b>	One Anaheim win	One Detroit win	One Anaheim win
<b>Last Win by Anaheim:</b>	Feb. 10, 2008 (3-2)	Oct. 15, 2007 (6-3)	Feb. 10, 2008 (3-2)
<b>Last Win by Detroit:</b>	Jan. 23, 2008 (2-1)	Jan. 23, 2008 (2-1)	Oct. 3, 2007 (3-2 SO)
<b>Last 10 games:</b>	4-5-1	6-3-1	1-7-2
<b>Overtime Record:</b>	1-2-8	0-0-4	1-2-4
<b>Longest Winning Streak:</b>	One game, 14 times Last: Feb. 10, 2008	Three games Mar. 7, 1999 – Mar. 19, 2000	One game, two times Last: Feb. 10, 2008
<b>Longest Losing Streak:</b>	Five games Mar. 28, 1995 – Mar. 25, 1996	Three games Oct. 8, 1993 – Feb. 3, 1995	Nine games Feb. 15, 2002 – Oct. 3, 2007
<b>Last Shutout by Anaheim:</b>	Mar. 30, 1997 (1-0 OT)	None	Mar. 30, 1997 (1-0 OT)
<b>Last Shutout by Detroit:</b>	Mar. 26, 2007 (1-0)	Mar. 1, 2006 (2-0 OT)	Mar. 26, 2007 (1-0)
<b>Biggest Anaheim win:</b>	Two wins by three goals	Two wins by three goals	Three wins by one goal
<b>Biggest Detroit win:</b>	Two wins by five goals	Two wins by five goals	Dec. 3, 2003 (7-2)





**CRAIG MACTAVISH**



**ALES HEMSKY**

**Rexall Place**  
 7424 – 118 Avenue  
 Edmonton, Alberta T5B 4M9  
**TEL: (780) 414-4000**  
**FAX: (780) 409-5890**  
 www.edmontonoilers.com



**Founded: 1979-80**  
**Home Ice: Rexall Place (16,839, 1974)**  
**Stanley Cup Titles: Five (1983-84, 1984-85, 1986-87, 1987-88 and 1989-90)**  
**Television: Rogers Sportsnet, CBXT & TSN**  
**Radio: CHED (630 AM)**  
**Colors: Midnight Blue, Metallic Copper, Red and White**

## DIRECTORY

**General Manager** ..... Steve Tambellini  
**Head Coach** ..... Craig MacTavish  
**Assistant Coach** ..... Charlie Huddy  
**Assistant Coach** ..... Bill Moores  
**Assistant Coach** ..... Kelly Buchberger  
**Vice President, Communications & Broadcast** ..... Allan Watt

## 2007-08 OILERS LEADERS

**Goals** ..... Dustin Penner ..... **23**  
**Assists** ..... Ales Hemsky ..... **51**  
**Points** ..... Hemsky ..... **71**  
**Shots** ..... Penner ..... **201**  
**GAA** ..... Mathieu Garon ..... **2.66**  
**Wins** ..... Garon ..... **26**  
**Losses** ..... Garon ..... **18**  
**Shutouts** ..... Garon ..... **4**  
**Save %** ..... Garon ..... **.913**

**2007-08 Record:** 41-35-6, 88 points, 4th in the Northwest Division; 9th in the Western Conference  
**2008 Playoffs:** Did not qualify  
**Anaheim's All-Time Leading Scorer vs. Edmonton:** Teemu Selanne, 18-13=31 points in 31 games  
**Edmonton's All-Time Leading Scorer vs. Anaheim:** Doug Weight, 4-23=27 points in 36 games  
**Last Trade Between Anaheim and Edmonton:** Anaheim acquired D Chris Pronger in exchange for RW Joffrey Lupul, D Ladislav Smid, a first-round draft pick in the 2007 NHL Entry Draft, a second-round draft pick in the 2008 NHL Entry Draft and a conditional draft pick (July 3, 2006).

## 2007-08 SERIES SUMMARY: 1-2-1

<b>At Anaheim</b>			<b>Goaltenders</b>		<b>GW Goal</b>	<b>Attn.</b>
Oct. 28, 2007	Edmonton-3	Anaheim-2 (SO)	Giguere/Garon		S. Gagner	17,174
Dec. 2, 2007	Edmonton-4	Anaheim-0	Giguere/Garon		R. Torres	17,174
<b>At Edmonton</b>			<b>Goaltenders</b>		<b>GW Goal</b>	<b>Attn.</b>
Nov. 30, 2007	Anaheim-1	Edmonton-5	Giguere (Hiller)/Roloson		S. Horcoff	16,839
Dec. 27, 2007	Anaheim-2	Edmonton-1	Giguere/Garon		D. Weight	16,839

TOTALS Opp.	Scoring by Period					Shots by Period				Power Plays	Penalties/ Minutes	Goalie (Saves - Shots)		
	1	2	3	OT	SO	F	1	2	3				OT	Tot.
ANAHEIM	1	2	2	0	0	5	23	50	26	3	102	0-15	24-64	Giguere (71-82), Hiller (11-12)
Edmonton	4	5	3	0	1	13	33	32	28	1	94	3-20	17-34	Garon (76-80), Roloson (21-22)



## ALL-TIME SERIES NOTES

### Hat Tricks

Alex Selivanov - Feb. 17, 1999 at Anaheim (3-0-3)

### Overtime Games

Mar. 31, 1994 3-2 loss at Anaheim  
 Jan. 23, 1995 5-4 win at Anaheim  
 Apr. 5, 1995 4-3 win at Anaheim  
 Feb. 8, 1997 2-1 win at Edmonton  
 Feb. 26, 1997 3-3 tie at Anaheim  
 Nov. 20, 1998 3-2 loss at Anaheim

(J. Arnott-GW goal)  
 (P. Douris-GW goal)  
 (S. Lebeau-GW goal)  
 (T. Selanne-GW goal)  
 (S. Pronger-GT goal)  
 (A. Kovalenko-GW goal)

### Penalty Shots

J.F. Jomphe vs. Curtis Joseph - Apr. 5, 1998 at Edmonton (no goal)

Feb. 14, 2001 3-3 tie at Anaheim (M. Leclerc-GT goal)  
 Dec. 5, 2001 3-2 loss at Edmonton (S. Staios-GW goal)  
 Feb. 24, 2004 2-1 loss at Edmonton (J. Stoll-GW goal)  
 Feb. 6, 2006 6-5 loss at Edmonton (SD) (F. Pisani-SO winner)  
 Nov. 28, 2006 3-2 win at Edmonton (R. Getzlaf-GW goal)  
 Oct. 28, 2007 3-2 loss at Anaheim (SD) (S. Gagner-SO winner)

## ALL-TIME SERIES SUMMARY

Season	Series Results	GF	GA	SF	SA	Power Play	Penalty Killing
1993-94	5-1-0 (2-1-0 in ANA)	23 (3.8)	13 (2.2)	179 (29.8)	202 (33.7)	4-25 (16.0)	21-26 (80.8)
1994-95	2-2-0 (2-0-0 in ANA)	10 (2.5)	11 (2.8)	125 (31.3)	142 (35.5)	2-18 (11.1)	16-21 (76.2)
1995-96	1-4-0 (1-1-0 in ANA)	5 (1.0)	11 (2.2)	150 (30.0)	157 (31.4)	3-25 (12.0)	19-23 (82.6)
1996-97	4-0-1 (2-0-1 in ANA)	18 (3.6)	8 (1.6)	155 (31.0)	166 (33.2)	3-18 (16.7)	19-22 (86.4)
1997-98	4-2-0 (2-1-0 in ANA)	17 (2.8)	14 (2.3)	126 (21.0)	186 (31.0)	4-31 (12.9)	37-42 (88.1)
1998-99	2-3-0 (1-2-0 in ANA)	12 (2.4)	15 (3.0)	128 (25.6)	163 (32.6)	5-28 (17.9)	24-27 (88.9)
1999-00	2-2-0-0 (2-0-0-0 in ANA)	8 (2.0)	9 (2.3)	105 (26.3)	130 (32.5)	0-13 (00.0)	13-15 (86.7)
2000-01	1-2-1-0 (1-0-1-0 in ANA)	11 (2.8)	13 (3.3)	94 (23.5)	126 (31.5)	5-25 (20.0)	18-19 (94.7)
2001-02	1-2-0-1 (1-1-0-0 in ANA)	5 (1.25)	8 (2.0)	121 (30.3)	121 (30.3)	2-18 (11.1)	13-14 (92.9)
2002-03	0-4-0-0 (0-2-0-0 in ANA)	5 (1.25)	11 (2.8)	106 (26.5)	95 (23.8)	2-18 (11.1)	15-18 (83.3)
2003-04	1-2-0-1 (1-1-0-0 in ANA)	7 (1.8)	8 (2.0)	110 (27.5)	99 (24.8)	3-10 (30.0)	13-13 (100)
2005-06	0-3-1 (0-2-0 in ANA)	11 (2.8)	18 (4.5)	119 (29.8)	125 (31.3)	2-22 (9.1)	21-28 (75.0)
2006-07	3-1-0 (2-0-0 in ANA)	15 (3.8)	9 (2.3)	102 (25.5)	102 (25.5)	3-13 (23.1)	14-15 (93.3)
2007-08	1-2-1 (0-1-1 in ANA)	5 (1.3)	13 (3.3)	102 (25.5)	96 (24.0)	0-15 (00.0)	17-20 (85.0)
<b>Totals</b>	<b>27-30-6 (17-12-3 in ANA)</b>	<b>152 (2.4)</b>	<b>161 (2.6)</b>	<b>1722 (27.3)</b>	<b>1910 (30.3)</b>	<b>38-279 (13.6)</b>	<b>260-303 (85.8)</b>

## ALL-TIME SERIES FAST FACTS

	Overall	@ Anaheim	@ Edmonton
<b>All-Time Series:</b>	27-30-6	17-12-3	10-18-3
<b>Current Streak:</b>	One Anaheim win	Two Edmonton wins	One Anaheim win
<b>Last Win by Anaheim:</b>	Dec. 27, 2007 (2-1)	Mar. 9, 2007 (5-1)	Dec. 27, 2007 (2-1)
<b>Last Win by Edmonton:</b>	Dec. 2, 2007 (4-0)	Dec. 2, 2007 (4-0)	Nov. 30, 2007 (5-1)
<b>Last 10 games:</b>	4-4-2	4-6-0	1-6-3
<b>Overtime Record:</b>	4-4-4	3-2-3	1-2-1
<b>Longest Winning Streak:</b>	Four games, two times Last: Apr. 3, 1996 - Feb. 17, 1997	Four games Apr. 3, 1996 - Feb. 17, 1997	Three games, two times Last: Mar. 23, 1997-Feb. 27, 1998
<b>Longest Losing Streak:</b>	Seven games Oct. 26, 2003-Feb. 2, 2004	Three games Jan. 8, 2003 - Dec. 14, 2003	12 games Dec. 27, 1999 - Apr. 13, 2006
<b>Last Shutout by Anaheim:</b>	Apr. 5, 2002 (2-0)	Apr. 5, 2002 (2-0)	Feb. 27, 1998 (4-0)
<b>Last Shutout by Edmonton:</b>	Dec. 2, 2007 (4-0)	Dec. 2, 2007 (4-0)	Jan. 15, 2003 (1-0)
<b>Biggest Anaheim win:</b>	Three wins by four goals	Two wins by four goals	Feb. 27, 1998 (4-0)
<b>Biggest Edmonton win:</b>	Four wins by four goals	Three wins by four goals	Nov. 30, 2007 (5-1)





**PETER DEBOER**

BankAtlantic Center  
 One Panther Parkway  
 Sunrise, FL 33323  
 TEL: (954) 835-7000  
 FAX: (954) 835-7700  
 www.floridapanthers.com



Founded: 1993-94  
 Home Ice: BankAtlantic Center (19,250, 1998)  
 Stanley Cup Titles: None  
 Television: FSN Florida  
 Radio: The Ticket (790 AM)  
 Colors: Red, Navy, Yellow and Gold

## DIRECTORY

General Manager ..... Jacques Martin  
 Head Coach ..... Peter DeBoer  
 Assistant Coach ..... Mike Kitchen  
 Assistant Coach ..... Jim Hulton  
 Goaltending Coach ..... Pierre Groulx  
 Manager, Communications ..... Justin Copertino



**NATHAN HORTON**

## 2007-08 PANTHERS LEADERS

Goals ..... Olli Jokinen ..... 34  
 Assists ..... Jokinen ..... 37  
 Points ..... Jokinen ..... 71  
 Shots ..... Jokinen ..... 341  
 GAA ..... Tomas Vokoun ..... 2.68  
 Wins ..... Vokoun ..... 30  
 Losses ..... Vokoun ..... 29  
 Shutouts ..... Vokoun ..... 4  
 Save % ..... Vokoun ..... .919

**2007-08 Record:** 38-35-9, 85 points, 3rd in the Southeast Division; 11th in the Eastern Conference  
**2008 Playoffs:** Did not qualify  
**Anaheim's All-Time Leading Scorer vs. Florida:** Paul Kariya, 6-9=15 points in 13 games  
**Florida's All-Time Leading Scorer vs. Anaheim:** Bill Lindsay 1-8=9 points in 11 games  
**Last Trade Between Anaheim and Florida:** Anaheim acquired D Ric Jackman from Florida in exchange for a conditional draft pick (Jan. 2, 2007).

## 2007-08 SERIES SUMMARY:



## ALL-TIME SERIES NOTES

### Hat Tricks

Paul Kariya - Jan. 21, 1998 at Anaheim (3-2-5)  
 Viktor Kozlov - Jan. 5, 2000 at Anaheim (3-1-4)

### Penalty Shots

Paul Kariya vs. Kevin Weekes - Jan. 21, 1998 at Anaheim (goal)  
 Ray Whitney vs. Guy Hebert - Mar. 21, 1999 at Anaheim (goal)

### Overtime Games

Dec. 7, 1997	3-3 tie at Florida	(T. Krygier-GT goal)
Jan. 4, 1998	3-3 tie at Florida	(T. Selanne-GT goal)
Oct. 16, 1999	3-2 loss at Florida	(J. Spacek-GW goal)
Jan. 3, 2001	3-2 win at Anaheim	(P. Tenkrat-GW goal)
Nov. 24, 2003	4-4 tie at Anaheim	(K. Huselius- GT goal)

## ALL-TIME SERIES SUMMARY

Season	Series Results	GF	GA	SF	SA	Power Play	Penalty Killing
1993-94	0-2-0 (0-1-0 in ANA)	4 (2.0)	7 (3.5)	67 (33.5)	41(20.5)	1-11 (09.1)	9-11 (81.8)
1994-95	Did not play - NHL work stoppage						
1995-96	0-1-1 (0-1-0 in ANA)	6 (3.0)	7 (3.5)	53 (26.5)	58 (29.0)	1-5 (20.0)	10-11 (90.9)
1996-97	2-0-0 (1-0-0 in ANA)	6 (3.0)	2 (1.0)	49 (24.5)	60 (30.0)	2-6 (33.3)	9-9 (100)
1997-98	1-0-1 (1-0-0 in ANA)	11 (5.5)	6 (3.0)	58 (29.0)	84 (42.0)	2-7 (28.6)	12-13 (92.3)
1998-99	0-1-0 (0-1-0 in ANA)	2 (2.0)	5 (5.0)	27 (27.0)	41 (41.0)	1-2 (50.0)	3-4 (75.0)
1999-00	0-1-0-1 (0-1-0-0 in ANA)	3 (1.5)	8 (4.0)	58 (29.0)	58 (29.0)	0-11 (00.0)	5-9 (55.5)
2000-01	1-0-0-0 (1-0-0-0 in ANA)	3 (3.0)	2 (2.0)	31 (31.0)	25 (25.0)	1-8 (12.5)	4-4 (100)
2001-02	0-2-0-0 (0-1-0-0 in ANA)	1 (0.5)	8 (4.0)	57 (28.5)	52 (26.0)	0-7 (00.0)	4-5 (80.0)
2002-03	1-0-1-0 (0-0-1-0 in ANA)	6 (3.0)	5 (2.5)	29 (14.5)	32 (16.0)	1-8 (12.5)	4-7 (57.1)
2003-04	0-1-0-0 (0-0-0-0 in ANA)	2 (2.0)	3 (3.0)	34 (34.0)	40 (40.0)	0-1 (00.0)	1-2 (50.0)
2005-06	1-0-0 (1-0-0 in ANA)	1 (1.0)	0 (0.0)	31 (31.0)	30 (30.0)	0-7 (00.0)	7-7 (100)
2006-07	1-0-0 (0-0-0 in ANA)	5 (5.0)	4 (4.0)	36 (36.0)	31 (31.0)	1-4 (25.0)	4-4 (100.0)
2007-08	Did not play						
<b>Totals</b>	<b>7-8-4 (4-5-1 in ANA)</b>	<b>50 (2.6)</b>	<b>57 (3.0)</b>	<b>530 (27.9)</b>	<b>552 (29.1)</b>	<b>10-77 (13.0)</b>	<b>72-86 (83.7)</b>

## ALL-TIME SERIES FAST FACTS

	Overall	@ Anaheim	@ Florida
<b>All-Time Series:</b>	7-8-4	4-5-1	3-3-3
<b>Current Streak:</b>	Two Anaheim wins	One Anaheim win	One Anaheim win
<b>Last Win by Anaheim:</b>	Dec. 12, 2006 (5-4)	Jan. 21, 2006 (1-0)	Dec. 12, 2006 (5-4)
<b>Last Win by Florida:</b>	Dec. 27, 2003 (3-2)	Jan. 4, 2002 (2-1)	Dec. 27, 2003 (3-2)
<b>Last 10 games:</b>	4-4-2	4-5-1	3-3-3
<b>Overtime Record:</b>	1-1-3	1-0-1	0-1-2
<b>Longest Winning Streak:</b>	Two games, three times Last: Jan. 21, 2006 - present	Two games Jan. 8, 1997 - Jan. 21, 1998	One game, three times Last: Dec. 12, 2006
<b>Longest Losing Streak:</b>	Three games, two times Last: Mar. 21, 1999-Jan. 5, 2000	Two games, two times Last: Mar. 21, 1999-Jan. 5, 2000	One game, three times Dec. 27, 2003 - Dec. 12, 2006
<b>Last Shutout by Anaheim:</b>	Jan. 21, 2006 (1-0)	Jan. 21, 2006 (1-0)	Jan. 1, 1997 (3-0)
<b>Last Shutout by Florida:</b>	Nov. 21, 2001 (6-0)	None	Nov. 21, 2001 (6-0)
<b>Biggest Anaheim win:</b>	Jan. 4, 1998 (8-3)	Jan. 4, 1998 (8-3)	Jan. 1, 1997 (3-0)
<b>Biggest Florida win:</b>	Nov. 21, 2001 (6-0)	Jan. 5, 2000 (5-1)	Nov. 21, 2001 (6-0)



**Nathan Horton**

# LOS ANGELES KINGS



**TERRY MURRAY**

**STAPLES Center**  
 1111 S. Figueroa Street  
 Los Angeles, CA 90015  
 TEL: 310-535-4441  
 FAX: 310-535-4504  
 www.lakings.com



**Founded:** 1967-68  
**Home Ice:** STAPLES Center (18,118, 1999)  
**Stanley Cup Titles:** None  
**Television:** FSN West  
**Radio:** KTLK (1150 AM)  
**Colors:** Purple, Silver, Black and White



**ANZE KOPITAR**

## DIRECTORY

**President and General Manager** ..... Dean Lombardi  
**Head Coach** ..... Terry Murray  
**Associate Coach** ..... Mark Hardy  
**Assistant Coach** ..... Jamie Kompon  
**Goaltending Coach** ..... Bill Ranford  
**Vice President, Communications and Broadcasting** ... Michael Altieri

## 2007-08 KINGS LEADERS

**Goals** ..... Dustin Brown ..... **33**  
**Assists** ..... Anze Kopitar ..... **45**  
**Points** ..... Kopitar ..... **77**  
**Shots** ..... Patrick O'Sullivan ..... **220**  
**GAA** ..... Jason LaBarbera ..... **3.00**  
**Wins** ..... LaBarbera ..... **17**  
**Losses** ..... LaBarbera ..... **23**  
**Shutouts** ..... Erik Ersberg ..... **2**  
**Save %** ..... LaBarbera ..... **.910**

**2007-08 Record:** 32-43-7, 71 points, 4th in the Pacific Division; 14th in the Western Conference  
**2008 Playoffs:** Did not qualify  
**Anaheim's All-Time Leading Scorer vs. Los Angeles:** Teemu Selanne, 27-38=65 points in 44 games  
**Los Angeles' All-Time Leading Scorer vs. Anaheim:** Luc Robitaille, 9-18=27 points in 38 games; Lubomir Visnovsky, 4-23=27 points in 40 games  
**Last Trade Between Anaheim and Los Angeles:** Anaheim acquired G Jean-Sebastien Aubin from Los Angeles in exchange for a seventh-round selection in the 2008 NHL Entry Draft (Feb. 26, 2008).

## 2007-08 SERIES SUMMARY: 6-2-0

### At Anaheim

Sept. 30, 2007\* Los Angeles-1 Anaheim-4  
 Nov. 13, 2007 Los Angeles-3 Anaheim-4 (SO)  
 Nov. 25, 2007 Los Angeles-2 Anaheim-3  
 Mar. 26, 2008 Los Angeles-1 Anaheim-2 (SO)

### At Los Angeles

Sept. 29, 2007\* Anaheim-1 Los Angeles-4  
 Nov. 15, 2007 Anaheim-6 Los Angeles-3  
 Jan. 24, 2008 Anaheim-1 Los Angeles-3  
 Apr. 5, 2008 Anaheim-4 Los Angeles-3

\* - at O2 Arena in London, England

### Goaltenders

Hiller/LaBarbera  
 Giguere/LaBarbera  
 Giguere/LaBarbera  
 Hiller/Ersberg

### Goaltenders

Bryzgalov/Bernier  
 Giguere/Aubin  
 Giguere (Hiller)/LaBarbera  
 Giguere/Cloutier

### GW Goal

C. Kunitz  
 C. Perry  
 C. Kunitz  
 M. Schneider

### GW Goal

B. Blake  
 R. May  
 D. Armstrong  
 T. Selanne

### Attn.

17,300  
 17,174  
 17,174  
 17,331  
 17,300  
 18,118  
 18,118  
 18,118

### TOTALS

Opp.	Scoring by Period					Shots by Period					Power Plays	Penalties/Minutes	Goalie (Saves - Shots)	
	1	2	3	OT	SO	F	1	2	3	OT				Tot.
ANAHEIM	6	8	9	0	2	25	72	89	81	5	247	5-36	52-121	Bryzgalov (17-20), Giguere (121-135), Hiller (66-68)
Los Angeles	8	6	6	0	0	20	84	76	59	5	224	9-42	46-117	Bernier (26-27), LaBarbera (111-122) Ersberg (39-40), Cloutier (22-26)

## ALL-TIME SERIES NOTES

### Hat Tricks

Marty McInnis - Oct. 23, 2000 at Anaheim (3-0-3)

Jonathan Hedstrom - Jan. 9, 2006 at Anaheim (3-0-3)

### Overtime Games

Mar. 21, 1995	3-3 tie at Anaheim	(D. Quinn-GT goal)
Apr. 23, 1995	2-2 tie at Los Angeles	(M. McSorley-GT goal)
Dec. 31, 1995	2-2 tie at Los Angeles	(R. Tocchet-GT goal)
Feb. 17, 1997	2-1 win at Los Angeles	(P. Kariya-GW goal)
Jan. 25, 1997	2-2 tie at Los Angeles	(K. Nurminen-GT goal)
Jan. 12, 1998	3-2 loss at Los Angeles	(R. Ferraro-GW goal)
Jan. 24, 1998	3-3 tie at Anaheim	(P. Kariya-GT goal)
Mar. 9, 1998	4-3 loss at Los Angeles	(Y. Perreault-GW goal)
Apr. 15, 1999	4-3 loss at Los Angeles	(R. Ferraro-GW goal)
Dec. 3, 1999	1-1 tie at Anaheim	(P. Trnka-GT goal)
Mar. 15, 2000	2-2 tie at Anaheim	(B. Smolinski-GT goal)
Apr. 9, 2000	4-3 loss at Anaheim	(G. Murray-GW goal)
Oct. 23, 2000	5-4 loss at Anaheim	(Z. Patfay-GW goal)
Mar. 24, 2001	3-3 tie at Los Angeles	(O. Tverdovsky-GT goal)
Dec. 16, 2001	3-2 loss at Anaheim	(A. Miller-GW goal)

### Penalty Shots

Dan Quinn vs. M. Shtalenkov - Mar. 21, 1995 at Anaheim (goal)
Glen Murray vs. Guy Hebert - Feb. 7, 1998 at Anaheim (no goal)
Tomas Sandstrom vs. Stephane Fiset - Feb. 15, 1999 at L.A. (goal)
Paul Kariya vs. Stephane Fiset - Mar. 18, 1999 at L.A. (no goal)
Teemu Selanne vs. Mathieu Garon - Mar. 18, 2007 at Anaheim (no goal)


Dec. 27, 2001	2-2 tie at Los Angeles	(B. Smolinski-GT goal)
Nov. 29, 2002	2-2 tie at Anaheim	(K. Carney-GT goal)
Jan. 7, 2004	4-4 tie at Anaheim	(T. Simpson-GT goal)
Jan. 28, 2004	4-3 loss at Anaheim	(J. Corvo-GW goal)
Dec. 16, 2005	4-3 loss at Anaheim (SO)	(A. Frolov-SO winner)
Jan. 23, 2006	3-2 loss at Los Angeles (SO)	(J. Corvo-SO winner)
Jan. 30, 2006	4-3 win at Anaheim	(S. Niedermayer-GW goal)
Oct. 22, 2006	3-2 win at Los Angeles (SO)	(R. Getzlaf-SO winner)
Feb. 17, 2007	3-2 win at Los Angeles (SO)	(C. Perry-SO winner)
Feb. 18, 2007	4-3 loss at Anaheim (SO)	(L. Visnovsky-SO winner)
Mar. 1, 2007	4-3 loss at Los Angeles	(M. Cammalleri-GW goal)
Nov. 13, 2007	4-3 win at Anaheim (SO)	(C. Perry-SO winner)
Mar. 26, 2008	2-1 win at Anaheim (SO)	(M. Schneider-SO winner)

## ALL-TIME SERIES SUMMARY

Season	Series Results	GF	GA	SF	SA	Power Play	Penalty Killing
1993-94	2-4-0 (1-2-0 in ANA)	18 (3.0)	20 (3.3)	212 (35.3)	192 (32.0)	8-33 (24.2)	32-38 (94.2)
1994-95	2-1-2 (1-0-1 in ANA)	14 (2.8)	10 (2.0)	162 (32.4)	149 (29.8)	1-15 (06.6)	13-17 (76.4)
1995-96	2-3-1 (1-1-1 in ANA)	14 (2.8)	21 (3.5)	208 (34.7)	213 (35.5)	3-27 (11.1)	26-34 (76.5)
1996-97	3-1-1 (3-0-0 in ANA)	17 (3.4)	13 (2.6)	150 (30.0)	159 (31.8)	4-22 (18.2)	26-27 (96.3)
1997-98	1-3-1 (0-1-1 in ANA)	14 (2.8)	16 (3.2)	133 (26.6)	140 (28.0)	2-24 (08.3)	20-25 (80.0)
1998-99	5-1-0 (3-0-0 in ANA)	18 (3.0)	9 (1.5)	154 (25.7)	215 (35.8)	6-19 (31.6)	25-29 (86.2)
1999-00	2-1-2-1 (0-0-2-1 in ANA)	17 (2.8)	14 (2.3)	176 (29.3)	150 (25.0)	6-25 (24.0)	17-20 (85.0)
2000-01	2-1-1-1 (2-0-0-1 in ANA)	17 (3.4)	14 (2.8)	121 (24.2)	163 (32.6)	6-26 (23.1)	22-26 (84.6)
2001-02	0-3-1-1 (0-1-0-1 in ANA)	7 (1.4)	14 (2.8)	140 (28.0)	103 (20.6)	1-27 (03.7)	17-22 (77.3)
2002-03	2-2-1-0 (1-1-1-0 in ANA)	16 (3.2)	17 (3.4)	133 (26.6)	141 (28.2)	6-23 (26.0)	21-23 (91.3)
2003-04	1-3-1-1 (1-0-1-1 in ANA)	17 (2.8)	22 (3.6)	175 (29.2)	200 (33.3)	4-20 (20.0)	26-30 (86.6)
2005-06	5-1-2 (3-0-1 in ANA)	32 (4.0)	21 (2.6)	279 (34.9)	256 (32.0)	15-44 (34.1)	45-53 (84.9)
2006-07	4-2-2 (1-2-1 in ANA)	24 (3.0)	25 (3.1)	227 (28.4)	271 (33.9)	8-33 (24.2)	35-44 (79.5)
2007-08	6-2-0 (3-0-0 in ANA)	25 (3.1)	20 (2.5)	247 (30.9)	214 (26.8)	5-36 (13.9)	33-42 (78.6)
<b>Totals</b>	<b>37-28-19 (21-8-13 in ANA)</b>	<b>259 (3.1)</b>	<b>247 (2.9)</b>	<b>2667 (31.8)</b>	<b>2695 (32.1)</b>	<b>75-374 (20.1)</b>	<b>358-430 (83.3)</b>

## ALL-TIME SERIES FAST FACTS

	Overall	@ Anaheim	@ Los Angeles
<b>All-Time Series:</b>	37-28-19	21-8-13	16-20-6
<b>Current Streak:</b>	Two Anaheim wins	Three Anaheim wins	One Anaheim win
<b>Last Win by Anaheim:</b>	Apr. 5, 2008 (4-3)	Mar. 26, 2008 (2-1 SO)	Apr. 5, 2008 (4-3)
<b>Last Win by Los Angeles:</b>	Jan. 24, 2008 (3-1)	Mar. 18, 2007 (5-3)	Jan. 24, 2008 (3-1)
<b>Last 10 games:</b>	6-3-1	7-2-1	7-1-2
<b>Overtime Record:</b>	6-11-11	3-6-6	3-5-5
<b>Longest Winning Streak:</b>	Six games	Four games	Five games
	Apr. 18, 1998 - Mar. 18, 1999	Mar. 10, 1996 - Apr. 9, 1997	Jan. 28, 2006 - Feb. 17, 2007
<b>Longest Losing Streak:</b>	Four games	Three games	Three games, three times
	Dec. 2, 1993 - Feb. 11, 1994	Dec. 16, 2001-Oct. 16, 2002	Last: Jan. 24, 2004 - Mar. 14, 2004
	Mar. 4, 2001 (4-0)	Mar. 4, 2001 (4-0)	None
<b>Last Shutout by Anaheim:</b>	Apr. 14, 2002 (1-0)	None	Apr. 14, 2002 (1-0)
<b>Last Shutout by Los Angeles:</b>	Four goals, seven times	Four goals, six times	Three goals, three times
<b>Biggest Anaheim win:</b>	Dec. 27, 1995 (7-1)	Feb. 7, 1998 (5-2)	Dec. 27, 1995 (7-1)



# MINNESOTA WILD



**JACQUES LEMAIRE**



**MARIAN GABORIK**

Xcel Energy Center  
199 West Kellogg Blvd.  
St. Paul, MN 55102  
TEL: (651) 602-6000  
FAX: (651) 222-1055  
www.wild.com



Founded: 2000-01  
Home Ice: Xcel Energy Center (18,064, 2000)  
Stanley Cup Titles: None  
Television: FSN North, KSTC TV (Ch. 45) & KSTP (Ch. 5)  
Radio: WCCO (830 AM), KBGY (107.5 FM) & BOB (106.1 FM)  
Colors: Red, Green, Gold and Wheat

## DIRECTORY

President/General Manager ..... Doug Risebrough  
Head Coach ..... Jacques Lemaire  
Assistant Coach ..... Mario Tremblay  
Assistant Coach ..... Mike Ramsey  
Goaltending Coach ..... Bob Mason  
Vice President, Communications and Broadcasting ... Bill Robertson

## 2007-08 WILD LEADERS

**Goals** ..... Marian Gaborik ..... **42**  
**Assists** .... Pierre-Marc Bouchard ..... **39**  
**Points** ..... Gaborik ..... **83**  
**Shots** ..... Brian Rolston ..... **289**  
**GAA** ..... Niklas Backstrom ..... **2.31**  
**Wins** ..... Backstrom ..... **33**  
**Losses** ..... Josh Harding ..... **15**  
**Shutouts** ..... Backstrom ..... **4**  
**Save %** ..... Backstrom ..... **.920**

**2007-08 Record:** 44-28-10, 98 points, 1st in the Northwest Division; 3rd in the Western Conference  
**2008 Playoffs:** Lost to Colorado, 4-2  
**Anaheim's All-Time Leading Scorer vs. Minnesota:** Andy McDonald, 4-6=10 points in 20 games; Ryan Getzlaf, 2-8=10 points in 11 games  
**Minnesota's All-Time Leading Scorer vs. Anaheim:** Marian Gaborik, 7-7=14 points in 22 games; Brian Rolston, 7-7=14 points in 12 games  
**Last Trade Between Anaheim and Minnesota:** Anaheim traded D Marc-Andre Bergeron to Minnesota in exchange for a third-round selection in the 2008 NHL Entry Draft (Jun. 10, 2008).

## 2007-08 SERIES SUMMARY: 1-3-0

### At Anaheim

Oct. 14, 2007 Minnesota-2 Anaheim-0  
Dec. 14, 2007 Minnesota-5 Anaheim-2

### Goaltenders

Giguere/Harding  
Giguere (Hiller)/Harding

### GW Goal

B. Rolston  
E. Belanger

### Attn.

17,174  
17,174

### At Minnesota

Jan. 18, 2008 Anaheim-4 Minnesota-2  
Jan. 30, 2008 Anaheim-1 Minnesota-5

### Goaltenders

Hiller/Harding  
Giguere (Hiller)/Backstrom

### GW Goal

C. Pronger  
M. Gaborik

### Attn.

18,568  
18,568

### TOTALS

Opp.	Scoring by Period						Shots by Period					Power Plays	Penalties/ Minutes	Goalie (Saves - Shots)
	1	2	3	OT	SO	F	1	2	3	OT	Tot.			
ANAHEIM	1	3	3	-	-	7	38	48	29	-	115	2-18	22-55	Giguere (37-45), Hiller (18-22)
Minnesota	1	12	1	-	-	14	27	38	29	-	94	4-15	26-69	Harding (88-94), Backstrom (20-21)



## ALL-TIME SERIES NOTES

### Hat Tricks

Vaclav Prospal - Jan. 23, 2004 at Anaheim (3-1-4)

### Overtime Games

Dec. 8, 2000	1-0 win at Minnesota	(O. Tverdovsky-GW goal)
Jan. 11, 2002	2-2 tie at Minnesota	(P. Kariya- GT Goal)
Jan. 23, 2002	3-2 win at Anaheim	(K. Carney-GW goal)
Jan. 20, 2003	2-1 loss at Minnesota	(A. Laaoksonen-GW goal)
Nov. 30, 2003	1-1 tie at Minnesota	(S. Ozolinsh-GT goal)
Nov. 6, 2005	4-3 loss at Anaheim (SO)	(R. Robitaille-SO winner)
Oct. 27, 2006	3-2 loss at Minnesota (SO)	(M. Koivu-SO winner)

### Penalty Shots

None

## ALL-TIME SERIES SUMMARY

Season	Series Results	GF	GA	SF	SA	Power Play	Penalty Killing
2000-01	2-2-0-0 (1-1-0-0 in ANA)	6 (1.5)	9 (2.3)	112 (28.0)	115 (28.8)	2-17 (11.8)	22-24 (91.7)
2001-02	2-1-1-0 (1-1-0-0 in ANA)	13 (3.3)	10 (2.5)	91 (22.8)	109 (27.3)	4-16 (25.0)	18-19 (94.7)
2002-03	2-1-0-1 (1-0-0-1 in ANA)	4 (1.0)	6 (1.5)	102 (25.5)	107 (27.8)	0-10 (00.0)	12-12 (10.0)
2003-04	2-1-1-0 (2-0-0-0 in ANA)	10 (2.5)	5 (1.3)	121 (30.3)	87 (21.8)	4-13 (30.8)	13-15 (86.7)
2005-06	1-2-1 (1-0-1 in ANA)	9 (2.3)	14 (3.5)	126 (31.5)	117 (29.3)	2-25 (08.0)	20-23 (87.0)
2006-07	2-1-1 (2-0-0 in ANA)	10 (2.5)	10 (2.5)	131 (32.8)	116 (29.0)	3-20 (15.0)	21-24 (87.5)
2007-08	1-3-0 (0-2-0 in ANA)	7 (1.8)	14 (3.5)	115 (28.8)	94 (23.5)	2-15 (13.3)	11-15 (73.3)
<b>Totals</b>	<b>12-11-5 (8-4-2 in ANA)</b>	<b>59 (2.1)</b>	<b>68 (2.4)</b>	<b>798 (28.5)</b>	<b>745 (26.6)</b>	<b>17-116 (14.7)</b>	<b>113-132 (85.6)</b>

## ALL-TIME SERIES FAST FACTS

	Overall	@ Anaheim	@ Minnesota
<b>All-Time Series:</b>	12-11-5	8-4-2	4-7-3
<b>Current Streak:</b>	One Minnesota win	Two Minnesota wins	One Minnesota win
<b>Last Win by Anaheim:</b>	Jan. 18, 2008 (4-2)	Nov. 12, 2006 (3-2)	Jan. 18, 2008 (4-2)
<b>Last Win by Minnesota:</b>	Jan. 30, 2008 (5-1)	Dec. 14, 2008 (5-2)	Jan. 30, 2008 (5-1)
<b>Last 10 games:</b>	4-5-1	6-2-2	2-6-2
<b>Overtime Record:</b>	2-3-2	1-1-0	1-2-2
<b>Longest Winning Streak:</b>	Two games, two times Last: Jan. 23, 2004-Mar. 3, 2004	Three games Mar. 3, 2006 - Nov. 12, 2006	One game, three times Last: Jan. 18, 2008
<b>Longest Losing Streak:</b>	Four games Mar. 28, 2004 - Jan. 7, 2006	Two games Oct. 14, 2007 - present	Five games Mar. 28, 2004 - Dec. 31, 2006
<b>Last Shutout by Anaheim:</b>	Mar. 3, 2004 (2-0)	Mar. 3, 2004 (2-0)	Jan. 18, 2003 (1-0)
<b>Last Shutout by Minnesota:</b>	Oct. 14, 2007 (2-0)	Oct. 14, 2007 (2-0)	None
<b>Biggest Anaheim win:</b>	Dec. 18, 2001 (5-1)	Oct. 6, 2000 (8-3)	Dec. 18, 2001 (5-1)
<b>Biggest Minnesota win:</b>	Jan. 24, 2001 (5-0)	Jan. 24, 2001 (5-0)	Jan. 30, 2008 (5-1)



# MONTREAL CANADIENS



**GUY CARBONNEAU**



**ALEXEI KOVALEV**

**Bell Centre**  
 1260 de La Gauchetière Street West  
 Montreal, Quebec H3B 5E8  
 TEL: (514) 932-2582  
 FAX: (514) 932-8285  
 www.canadiens.com



**Founded:** 1909-10  
**Home Ice:** Bell Centre (21,273, 1996)  
**NHL Stanley Cup Titles:** 24 (1915-16, 1923-24, 1929-30, 1930-31, 1943-44, 1945-46, 1952-53, 1955-56, 1956-57, 1957-58, 1958-59, 1959-60, 1964-65, 1965-66, 1967-68, 1968-69, 1970-71, 1972-73, 1975-76, 1976-77, 1977-78, 1978-79, 1985-86 and 1992-93)  
**Radio:** CKAC (730 AM), CJAD (800 AM)  
**Television:** RDS-TV (Cable 33)  
**Colors:** Red, White and Blue

## DIRECTORY

Executive Vice President/General Manager ..... Bob Gainey  
 Head Coach ..... Guy Carbonneau  
 Associate Coach ..... Doug Jarvis  
 Assistant Coach ..... Kirk Muller  
 Assistant Coach ..... Roland Melanson  
 Director of Media Relations ..... Dominick Saillant

## 2007-08 CANADIENS LEADERS

**Goals** ..... Alexei Kovalev ..... **35**  
**Assists** ..... Kovalev & Mark Streit ..... **49**  
**Points** ..... Kovalev ..... **84**  
**Shots** ..... Christopher Higgins ..... **241**  
**GAA** ..... Carey Price & Cristobal Huet ..... **2.56**  
**Wins** ..... Price ..... **24**  
**Losses** ..... Price & Huet ..... **12**  
**Shutouts** ..... Price ..... **3**  
**Save %** ..... Price ..... **.920**

**2007-08 Record:** 47-25-10, 104 points, 1st in the Northeast Division; 1st in the Eastern Conference  
**2008 Playoffs:** Beat Boston, 4-3; Lost to Philadelphia, 4-1  
**Anaheim's All-Time Leading Scorer vs. Montreal:** Teemu Selanne, 3-9=12 points in 10 games  
**Montreal's All-Time Leading Scorer vs. Anaheim:** Saku Koivu, 3-10=13 points in 12 games  
**Last Trade Between Anaheim and Montreal:** Anaheim acquired a second-round draft pick in the 2000 NHL Entry Draft (44th overall); used to select G Ilya Bryzgalov) in exchange for third, fourth and fifth-round selections in the 2000 NHL Entry Draft (Jun. 24, 2000).

## 2007-08 SERIES SUMMARY: 1-0-0

**At Anaheim**  
 Mar. 9, 2008      Montreal-1      Anaheim-3      **Goaltenders** Giguere/Price      **GW Goal** C. Kunitz      **Attn.** 17,174

TOTALS Opp.	Scoring by Period					Shots by Period				Power Plays	Penalties/ Minutes	Goalie (Saves - Shots)	
	1	2	3	OT	F	1	2	3	OT				Tot.
ANAHEIM	1	0	2	-	3	11	16	10	-	37	0-8	4-8	Giguere (20-21)
Montreal	1	0	0	-	1	5	7	9	-	21	0-4	8-16	Price (34-37)

# MONTREAL CANADIENS

## ALL-TIME SERIES NOTES

### Hat Tricks

Brian Savage - Oct. 7, 1996 at Montreal (3-0=3)  
 Martin Rucinsky - Nov. 6, 1996 at Anaheim (3-0=3)

### Penalty Shots

Joe Sacco vs. Jocelyn Thibault - Nov. 12, 1998 at Anaheim (goal)

### Overtime Games

Nov. 8, 1995	3-2 win at Montreal	(P. Kariya-GW goal)
Oct. 7, 1996	6-6 tie at Montreal	(B. Dollas-GT goal)
Nov. 12, 1997	4-3 loss at Anaheim	(V. Bure-GW goal)
Oct. 9, 2002	2-2 tie at Montreal	(K. Carney-GT goal)

## ALL-TIME SERIES SUMMARY

Season	Series Results	GF	GA	SF	SA	Power Play	Penalty Killing
1993-94	0-2-0 (0-1-0 in ANA)	3 (1.5)	9 (4.5)	59 (29.5)	60 (30.0)	0-10 (00.0)	2-6 (33.3)
1994-95	Did not play - NHL work stoppage						
1995-96	2-0-0 (1-0-0 in ANA)	8 (4.0)	4 (2.0)	67 (33.5)	56 (28.0)	3-10 (30.0)	11-12 (91.7)
1996-97	0-1-1 (0-1-0 in ANA)	11 (5.5)	12 (6.0)	67 (33.5)	71 (35.5)	4-12 (33.3)	4-9 (44.4)
1997-98	1-1-0 (0-1-0 in ANA)	8 (4.0)	8 (4.0)	52 (26.0)	58 (29.0)	4-13 (30.8)	7-11 (63.6)
1998-99	0-1-0 (0-0-0 in ANA)	0 (0.0)	1 (1.0)	24 (24.0)	30 (30.0)	0-3 (00.0)	2-3 (66.7)
1999-00	0-2-0-0 (0-1-0-0 in ANA)	2 (1.0)	4 (2.0)	56 (28.0)	46 (23.0)	0-7 (00.0)	5-6 (83.3)
2000-01	1-0-0-0 (1-0-0-0 in ANA)	4 (4.0)	2 (2.0)	23 (23.0)	29 (29.0)	1-6 (16.7)	4-5 (80.0)
2001-02	0-1-0-0 (0-0-0-0 in ANA)	1 (1.0)	3 (3.0)	25 (25.0)	18 (18.0)	0-7 (00.0)	4-4 (100)
2002-03	1-0-1-0 (1-0-0-0 in ANA)	5 (2.5)	3 (1.5)	56 (28.0)	49 (24.5)	0-5 (00.0)	4-5 (80.0)
2003-04	0-1-0-0 (0-1-0-0 in ANA)	2 (2.0)	5 (5.0)	38 (38.0)	24 (24.0)	0-3 (00.0)	1-2 (50.0)
2005-06	1-0-0 (0-0-0 in ANA)	5 (5.0)	3 (3.0)	37 (37.0)	24 (24.0)	1-6 (16.7)	5-7 (71.4)
2006-07	Did not play						
2007-08	1-0-0 (1-0-0 in ANA)	3 (3.0)	1 (1.0)	37 (37.0)	21 (21.0)	0-8 (00.0)	4-4 (100)
<b>Totals</b>	<b>7-9-2 (4-5-0 in ANA)</b>	<b>52 (2.9)</b>	<b>55 (3.1)</b>	<b>504 (30.1)</b>	<b>486 (27.0)</b>	<b>13-90 (14.4)</b>	<b>53-74 (71.6)</b>

## ALL-TIME SERIES FAST FACTS

	Overall	@ Anaheim	@ Montreal
<b>All-Time Series:</b>	7-9-2	4-5-0	3-4-2
<b>Current Streak:</b>	Two Anaheim wins	One Anaheim win	One Anaheim win
<b>Last Win by Anaheim:</b>	Mar. 9, 2008 (3-1)	Mar. 9, 2008 (3-1)	Dec. 10, 2005 (5-3)
<b>Last Win by Montreal:</b>	Mar. 8, 2004 (5-2)	Mar. 8, 2004 (5-2)	Oct. 9, 2001 (3-1)
<b>Last 10 games:</b>	4-5-1	4-5-0	3-4-2
<b>Overtime Record:</b>	1-1-2	0-1-0	1-0-2
<b>Longest Winning Streak:</b>	Two games, two times Last: Dec. 10, 2005 - present	Two games Mar. 7, 2001 - Mar. 5, 2003	One game, three times Last: Dec. 10, 2005
<b>Longest Losing Streak:</b>	Three games Oct. 13, 1998 - Nov. 22, 1999	Three games Nov. 6, 1996 - Nov. 22, 1999	Three games Oct. 13, 1998 - Oct. 9, 2002
<b>Last Shutout by Anaheim:</b>	None	None	None
<b>Last Shutout by Montreal:</b>	Oct. 13, 1998 (1-0)	None	Oct. 13, 1998 (1-0)
<b>Biggest Anaheim win:</b>	Mar. 2, 1994 (5-2)	Mar. 2, 1994 (5-2)	Dec. 10, 2005 (5-3)
<b>Biggest Montreal win:</b>	Three wins by three goals	Two wins by three goals	Oct. 23, 1993 (4-1)



# NASHVILLE PREDATORS



**BARRY TROTZ**



**JASON ARNOTT**

Sommet Center  
501 Broadway  
Nashville, TN 37203  
TEL: (615) 770-2300  
FAX: (615) 770-2309  
www.nashvillepredators.com



Founded: 1998-99  
Home Ice: Sommet Center (17,113, 1998)  
NHL Stanley Cup Titles: None  
Television: FSN South  
Radio: WGFX (104.5 FM) & WRQQ (97.1 FM)  
Colors: Orange, Yellow, Blue, Metallic Silver, Steel

## DIRECTORY

President of Hockey Operations/General Manager ..... David Poile  
Head Coach ..... Barry Trotz  
Associate Coach ..... Brent Peterson  
Assistant Coach ..... Peter Horacheck  
Goaltending Coach ..... Mitch Korn  
Senior Vice President/Communications & Development . Gerry Helper

## 2007-08 PREDATORS LEADERS

Goals ..... J.P. Dumont ..... 29  
Assists ..... Jason Arnott ..... 44  
Points ..... Dumont & Arnott ..... 72  
Shots ..... Arnott ..... 248  
GAA ..... Dan Ellis ..... 2.34  
Wins ..... Ellis ..... 23  
Losses ..... Chris Mason ..... 22  
Shutouts ..... Ellis ..... 6  
Save % ..... Ellis ..... 924

**2007-08 Record:** 41-32-9, 110 points, 2nd in the Central Division; 8th in the Western Conference  
**2008 Playoffs:** Lost to Detroit, 4-2  
**Anaheim's All-Time Leading Scorer vs. Nashville:** Teemu Selanne, 9-16=25 points in 19 games  
**Nashville's All-Time Leading Scorer vs. Anaheim:** Cliff Ronning, 7-6=13 points in 16 games  
**Last Trade Between Anaheim and Nashville:** Anaheim traded RW Brandon Bochenski to Nashville for future considerations (Feb. 26, 2008).

## 2007-08 SERIES SUMMARY: 3-1-0

### At Anaheim

Oct. 17, 2007 Nashville-1 Anaheim-3  
Jan. 7, 2008 Nashville-2 Anaheim-5

### Goaltenders

Giguere/Mason  
Giguere/Ellis

### GW Goal

P. Wirtanen  
C. Pronger

### Attn.

17,174  
17,174

### At Nashville

Dec. 8, 2007 Anaheim-2 Nashville-4  
Jan. 17, 2008 Anaheim-2 Nashville-1

### Goaltenders

Hiller/Mason  
Giguere/Mason

### GW Goal

R. Suter  
C. Perry

### Attn.

13,469  
14,193

### TOTALS

Opp.	Scoring by Period					Shots by Period					Power Plays	Penalties/ Minutes	Goalie (Saves - Shots)
	1	2	3	OT	F	1	2	3	OT	Tot.			
ANAHEIM	2	5	5	-	12	31	42	34	-	107	3-16	28-68	Giguere (81-85), Hiller (29-33)
Nashville	3	1	4	-	8	50	30	38	-	118	4-23	21-54	Mason (63-70), Ellis (32-37)

# NASHVILLE PREDATORS

## ALL-TIME SERIES NOTES

### Hat Tricks

None

### Overtime Games

Nov. 4, 2000	3-3 tie at Nashville	(P. Trepanier-GT goal)
Dec. 28, 2000	2-2 tie at Nashville	(P. Tenkrat-GT goal)
Mar. 11, 2001	1-0 win at Anaheim	(M. Crowley-GW goal)
Apr. 1, 2003	2-1 win at Nashville	(S. Thomas-GW goal)
Nov. 21, 2003	4-3 loss at Anaheim	(S. Hartnell-GW goal)
Feb. 20, 2004	3-2 loss at Anaheim	(S. Walker-GW goal)
Oct. 8, 2005	3-2 loss at Nashville (SO)	(P. Kariya-SO winner)
Jan. 9, 2007	5-4 loss at Nashville	(S. Sullivan-GW goal)
Mar. 4, 2007	3-2 win at Anaheim (SO)	(T. Selanne-SO winner)

### Penalty Shots

Steve Thomas vs. Tomas Vokoun – Apr. 1, 2003 at NSH (goal)

## ALL-TIME SERIES SUMMARY

Season	Series Results	GF	GA	SF	SA	Power Play	Penalty Killing
1998-99	2-2-0 (2-0-0 in ANA)	11 (2.8)	8 (2.0)	127 (31.8)	114 (28.5)	7-23 (30.4)	12-15 (80.0)
1999-00	4-0-0-0 (2-0-0-0 in ANA)	12 (3.0)	5 (1.3)	121 (30.3)	109 (27.3)	2-11 (18.2)	13-14 (92.9)
2000-01	1-1-2-0 (1-1-0-0 in ANA)	6 (1.5)	8 (2.0)	104 (26.0)	115 (28.8)	1-17 (05.9)	13-15 (86.7)
2001-02	3-1-0-0 (2-0-0-0 in ANA)	13 (3.3)	8 (2.0)	101 (25.3)	90 (22.5)	3-16 (18.8)	11-11 (100)
2002-03	3-1-0-0 (2-0-0-0 in ANA)	8 (2.0)	4 (1.0)	118 (29.5)	120 (30.0)	3-18 (16.7)	19-20 (95.0)
2003-04	1-1-0-2 (0-0-0-2 in ANA)	10 (2.0)	11 (3.3)	134 (35.0)	118 (30.6)	4-16 (18.2)	19-23 (78.6)
2005-06	3-0-1 (2-0-0 in ANA)	16 (4.0)	9 (2.3)	136 (34.0)	130 (32.5)	6-28 (21.4)	19-21 (90.5)
2006-07	2-1-1 (2-0-0 in ANA)	11 (2.8)	10 (2.5)	134 (33.5)	79 (19.8)	4-19 (21.1)	19-21 (90.5)
2007-08	3-1-0 (2-0-0 in ANA)	12 (3.0)	8 (2.0)	107 (26.8)	118 (29.5)	3-16 (18.8)	14-23 (60.87)
<b>Totals</b>	<b>22-8-6 (15-1-2 in ANA)</b>	<b>99 (2.8)</b>	<b>72 (2.0)</b>	<b>1081 (30.0)</b>	<b>1023 (28.4)</b>	<b>33-164 (20.4)</b>	<b>142-167 (85.0)</b>

## ALL-TIME SERIES FAST FACTS

	Overall	@ Anaheim	@ Nashville
<b>All-Time Series:</b>	22-8-6	15-1-2	7-7-4
<b>Current Streak:</b>	Two Anaheim wins	Six Anaheim wins	One Anaheim win
<b>Last Win by Anaheim:</b>	Jan. 17, 2008 (2-1)	Jan. 7, 2008 (5-2)	Jan. 17, 2008 (2-1)
<b>Last Win by Nashville:</b>	Dec. 8, 2007 (4-2)	Feb. 20, 2004 (3-2 OT)	Dec. 8, 2007 (4-2)
<b>Last 10 games:</b>	7-2-1	8-0-2	4-4-1
<b>Overtime Record:</b>	3-4-2	2-2-0	1-2-2
<b>Longest Winning Streak:</b>	Five games Mar. 5, 1999 – Apr. 7, 2000	Six games Nov. 1, 2005 – Present	Two games Nov. 27, 1999 – Apr. 7, 2000
<b>Longest Losing Streak:</b>	Three games Oct. 9, 2003 – Feb. 20, 2004	Two games Nov. 21, 2003 – Feb. 20, 2004	Three games Nov. 27, 1998 – Jan. 4, 1999
<b>Last Shutout by Anaheim:</b>	Dec. 6, 2006 (4-0)	Dec. 6, 2006 (4-0)	None
<b>Last Shutout by Nashville:</b>	Feb. 3, 2007 (3-0)	Jan. 31, 2001 (3-0)	Feb. 3, 2007 (3-0)
<b>Biggest Anaheim win:</b>	Dec. 16, 1998 (6-1)	Dec. 16, 1998 (6-1)	Apr. 7, 2000 (5-1)
<b>Biggest Nashville win:</b>	Jan. 31, 2001 (3-0)	Jan. 31, 2001 (3-0)	Three wins by three goals



# NEW JERSEY DEVILS



**BRENT SUTTER**



**ZACH PARISE**

Prudential Center  
165 Mulberry St.  
Newark, NJ 07102  
TEL: (973) 757-6100  
FAX: (973) 757-6399  
www.newjerseydevils.com



Founded: 1974-75 (Relocated from Colorado in 1982)  
Home Ice: Prudential Center (17,625, 2007)  
Stanley Cup Titles: Three (1995, 2000 & 2003)  
Television: MSG Plus  
Radio: WFAN (660 AM)  
Colors: Red, Black and White

## DIRECTORY

President/CEO/General Manager ..... Lou Lamoriello  
Head Coach ..... Brent Sutter  
Assistant Coach ..... John MacLean  
Assistant Coach ..... Tommy Albelin  
Goaltending Coach ..... Jacques Caron  
Senior Vice President, Communications ..... Mike Levine

## 2007-08 DEVILS LEADERS

**Goals** ..... Zach Parise ..... **32**  
**Assists** ..... Patrik Elias ..... **35**  
**Points** ..... Parise ..... **65**  
**Shots** ..... Parise ..... **266**  
**GAA** ..... Martin Brodeur ..... **2.17**  
**Wins** ..... Brodeur ..... **44**  
**Losses** ..... Brodeur ..... **27**  
**Shutouts** ..... Brodeur ..... **4**  
**Save %** ..... Brodeur ..... **.920**

**2007-08 Record:** 46-29-7, 99 points, 2nd in the Atlantic Division; 4th in the Eastern Conference  
**2008 Playoffs:** Lost to New York Rangers, 4-1  
**Anaheim's All-Time Leading Scorer vs. New Jersey:** Paul Kariya, 7-6=13 points in 13 games  
**New Jersey's All-Time Leading Scorer vs. Anaheim:** Bobby Holik, 6-9=15 points in 14 games  
**Last Trade Between Anaheim and New Jersey:** Anaheim acquired Petr Sykora, Mike Commodore, J.F. Dampousse and Igor Pohanka in exchange for Oleg Tverdovsky, Jeff Friesen and Maxim Balmochnykh (Jul. 6, 2002).

## 2007-08 SERIES SUMMARY: 1-0-0

**At New Jersey**  
Feb. 8, 2008     Anaheim-2     New Jersey-1     **Goaltenders** Hiller/Brodeur     **GW Goal** R. Carter     **Attn.** 15,332

TOTALS Opp.	Scoring by Period					Shots by Period				Power Plays	Penalties/ Minutes	Goalie (Saves - Shots)	
	1	2	3	OT	F	1	2	3	OT				Tot.
ANAHEIM	2	0	0	-	2	9	6	9	-	24	0-2	5-10	Hiller (34-35)
New Jersey	0	1	0	-	1	8	12	15	-	35	0-5	2-4	Brodeur (22-24)



## ALL-TIME SERIES NOTES

### Hat Tricks

None

### Overtime Games

Nov. 12, 2002 3-2 loss at New Jersey

(J. Langenbrunner-GW goal)

Nov. 26, 2003 3-3 tie at Anaheim

(S. Fedorov-GT goal)

### Penalty Shots

Fredrik Olausson vs. Martin Brodeur - Nov. 24, 1999 vs. N.J. (goal)

## ALL-TIME SERIES SUMMARY

Season	Series Results	GF	GA	SF	SA	Power Play	Penalty Killing
1993-94	0-2-0 (0-1-0 in ANA)	3 (1.5)	10 (5.0)	41 (20.5)	67 (33.5)	1-8 (12.5)	9-12 (75.0)
1994-95	Did not play - NHL work stoppage						
1995-96	2-0-0 (1-0-0 in ANA)	10 (5.0)	3 (1.5)	50 (25.0)	56 (28.0)	1-5 (20.0)	6-6 (100)
1996-97	1-1-0 (1-0-0 in ANA)	6 (3.0)	6 (3.0)	64 (32.0)	64 (32.0)	0-8 (00.0)	7-8 (87.5)
1997-98	1-1-0 (1-0-0 in ANA)	2 (1.0)	3 (1.5)	44 (22.0)	57 (28.5)	0-8 (00.0)	5-5 (100)
1998-99	0-2-0 (0-1-0 in ANA)	4 (2.0)	11 (5.5)	49 (24.5)	64 (32.0)	1-8 (12.5)	5-8 (62.5)
1999-00	0-2-0-0 (0-1-0-0 in ANA)	3 (1.5)	5 (2.5)	54 (27.0)	59 (29.5)	0-4 (00.0)	2-4 (50.0)
2000-01	0-2-0-0 (0-1-0-0 in ANA)	4 (2.0)	9 (4.5)	52 (26.0)	64 (32.0)	2-6 (33.3)	4-8 (50.0)
2001-02	1-0-0-0 (1-0-0-0 in ANA)	2 (2.0)	1 (1.0)	19 (9.0)	45 (45.0)	1-1 (100)	3-4 (75.0)
2002-03	0-1-0-1 (0-1-0-0 in ANA)	3 (1.5)	6 (3.0)	55 (27.5)	61 (30.5)	0-6 (00.0)	5-5 (100)
2003-04	0-0-1-0 (0-0-1-0 in ANA)	3 (3.0)	3 (3.0)	36 (36.0)	36 (36.0)	1-7 (14.3)	3-4 (75.0)
2005-06	Did not play						
2006-07	1-0-0 (1-0-0 in ANA)	4 (4.0)	2 (2.0)	37 (37.0)	25 (25.0)	0-6 (00.0)	5-6 (83.3)
2007-08	1-0-0 (0-0-0 in ANA)	2 (2.0)	1 (1.0)	24 (24.0)	35 (35.0)	0-2 (00.0)	5-5 (100.0)
<b>Totals</b>	<b>7-11-2 (5-5-1-0 in ANA)</b>	<b>46 (2.3)</b>	<b>60 (3.0)</b>	<b>525 (26.3)</b>	<b>633 (31.7)</b>	<b>7-69 (10.1)</b>	<b>59-75 (78.7)</b>

## ALL-TIME SERIES FAST FACTS

	Overall	@ Anaheim	@ New Jersey
<b>All-Time Series:</b>	7-11-2	5-5-1	2-6-1
<b>Current Streak:</b>	Two Anaheim wins	One Anaheim win	One Anaheim win
<b>Last Win by Anaheim:</b>	Feb. 8, 2008 (2-1)	Nov. 24, 2006 (4-2)	Feb. 8, 2008 (2-1)
<b>Last Win by New Jersey:</b>	Jan. 24, 2003 (3-1)	Jan. 24, 2003 (3-1)	Nov. 12, 2002 (3-2 OT)
<b>Last 10 games:</b>	3-5-2	5-4-1	2-6-1
<b>Overtime Record:</b>	0-1-1	0-0-1	0-1-0
<b>Longest Winning Streak:</b>	Two games, three times Last: Nov. 24, 2006 - present	Three games Nov. 5, 1995 - Nov. 26, 1997	One game, two times Last: Feb. 8, 2008
<b>Longest Losing Streak:</b>	Seven games Mar. 18, 1998 - Nov. 22, 2000	Three games Jan. 20, 1999 - Nov. 22, 2000	Six games Dec. 28, 1996 - Nov. 12, 2003
<b>Last Shutout by Anaheim:</b>	Nov. 26, 1997 (2-0)	Nov. 26, 1997 (2-0)	None
<b>Last Shutout by New Jersey:</b>	Mar. 18, 1998 (3-0)	None	Mar. 18, 1998 (3-0)
<b>Biggest Anaheim win:</b>	Nov. 5, 1995 (6-1)	Nov. 5, 1995 (6-1)	Feb. 11, 1996 (4-2)
<b>Biggest New Jersey win:</b>	Mar. 31, 1999 (7-1)	Three goals, two times	Mar. 31, 1999 (7-1)



# NEW YORK ISLANDERS



**SCOTT GORDON**



**RICK DIPIETRO**

Nassau Veterans Memorial Coliseum  
1255 Hempstead Turnpike  
Uniondale, NY 11553  
TEL: (516) 501-6700  
FAX: (516) 501-6850  
www.newyorkislanders.com



Founded: 1972-73  
Home Ice: Nassau Veterans Memorial Coliseum  
(16,297, 1972)  
Stanley Cup Titles: Four (1979-80, 1980-81, 1981-82 and 1982-83)  
Television: MSG Plus  
Radio: WMJC (94.3 FM)  
Colors: Blue, Orange and White

## DIRECTORY

General Manager & Alternate Governor ..... Garth Snow  
Head Coach ..... Scott Gordon  
Assistant Coach ..... Gerard Gallant  
Assistant Coach ..... John Chabot  
Assistant Coach ..... Dan Lacroix  
Goaltending Coach ..... Mike Dunham  
Vice President of Communications ..... Josh Bernstein

## 2007-08 ISLANDERS LEADERS

**Goals** ..... Bill Guerin ..... **23**  
**Assists** ..... Trent Hunter ..... **29**  
**Points** ..... Mike Comrie ..... **49**  
**Shots** ..... Guerin ..... **227**  
**GAA** ..... Wade Dubielewicz ..... **.270**  
**Wins** ..... Rick DiPietro ..... **26**  
**Losses** ..... DiPietro ..... **28**  
**Shutouts** ..... DiPietro ..... **3**  
**Save %** ..... Dubielewicz ..... **.919**

**2007-08 Record:** 35-38-9, 79 points, 5th in the Atlantic Division; 13th in the Eastern Conference  
**2008 Playoffs:** Did not qualify  
**Anaheim's All-Time Leading Scorer vs. N.Y. Islanders:** Paul Kariya, 5-7=12 points in 10 games  
**NY Islanders' All-Time Leading Scorer vs. Anaheim:** Mariusz Czerkawski, 2-9=11 points in 10 games  
**Last Trade Between Anaheim and N.Y. Islanders:** Anaheim acquired D Marc-Andre Bergeron from New York in exchange for a third-round selection in the 2008 NHL Entry Draft (Feb. 26, 2008)

## 2007-08 SERIES SUMMARY: 1-0-0

**At New York Islanders** Feb. 5, 2008     **Anaheim-3**     **New York-0**  
**Goaltenders** Giguere/DiPietro     **GW Goal** S. Niedermayer     **Attn.** 9,649

TOTALS Opp.	Scoring by Period					Shots by Period				Power Plays	Penalties/ Minutes	Goalie (Saves - Shots)	
	1	2	3	OT	F	1	2	3	OT				Tot.
ANAHEIM	0	1	2	-	3	8	7	11	-	26	1-6	2-4	Giguere (25-25)
NY Islanders	0	0	0	-	0	8	7	10	-	25	0-1	7-14	DiPietro (23-26)

# NEW YORK ISLANDERS

## ALL-TIME SERIES NOTES

### Hat Tricks

None

### Overtime Games

Oct. 10, 1993	4-3 loss at Anaheim	(P. Turgeon-GW goal)
Nov. 17, 1995	2-1 win at Anaheim	(P. Douris-GW goal)
Nov. 20, 1996	2-2 tie at Anaheim	(B. Smolinski-GT goal)
Dec. 18, 1998	2-2 tie at Anaheim	(M. Czerkawski-GT goal)
April 3, 1999	2-2 tie at New York	(M. Cullen-GT goal)
Feb. 17, 2003	2-2 tie at New York	(A. Yashin-GT goal)
Oct. 11, 2006	5-4 loss at New York (SO)	(M. York-SO winner)

### Penalty Shots

None

## ALL-TIME SERIES SUMMARY

Season	Series Results	GF	GA	SF	SA	Power Play	Penalty Killing
1993-94	1-1-0 (0-1-0 in ANA)	6 (3.0)	4 (2.0)	53 (26.5)	67 (33.5)	1-5 (20.0)	5-6 (83.3)
1994-95	Did not play - NHL work stoppage						
1995-96	1-1-0 (1-0-0 in ANA)	5 (2.5)	5 (2.5)	72 (36.0)	58 (29.0)	1-11 (09.0)	9-11 (81.8)
1996-97	0-1-1 (0-0-1 in ANA)	5 (2.5)	6 (3.0)	57 (28.5)	52 (26.0)	0-6 (00.0)	5-6 (83.3)
1997-98	1-1-0 (0-1-0 in ANA)	6 (3.0)	7 (3.5)	56 (28.0)	70 (35.0)	2-10 (20.0)	10-10 (100)
1998-99	0-0-2 (0-0-1 in ANA)	4 (2.0)	4 (2.0)	67 (33.5)	65 (32.5)	2-7 (28.6)	6-6 (100)
1999-00	0-1-0-0 (0-1-0-0 in ANA)	2 (2.0)	4 (4.0)	32 (32.0)	27 (27.0)	0-5 (00.0)	2-2 (100)
2000-01	2-0-0-0 (1-0-0-0 in ANA)	6 (3.0)	4 (2.0)	63 (31.5)	49 (24.5)	3-9 (33.3)	6-6 (100)
2001-02	0-1-0-0 (0-0-0-0 in ANA)	3 (3.0)	5 (5.0)	37 (37.0)	26 (26.0)	0-5 (00.0)	2-2 (100)
2002-03	0-0-1-0 (0-0-1-0 in ANA)	2 (2.0)	2 (2.0)	31 (31.0)	33 (33.0)	0-5 (00.0)	4-4 (100)
2003-04	0-2-0-0 (0-1-0-0 in ANA)	2 (1.0)	7 (3.5)	64 (32.0)	49 (24.5)	2-11 (18.2)	8-10 (80.0)
2005-06	Did not play						
2006-07	0-0-1 (0-0-1 in ANA)	4 (4.0)	5 (5.0)	50 (50.0)	24 (24.0)	2-6 (33.3)	2-3 (66.7)
2007-08	1-0-0 (0-0-0 in ANA)	3 (3.0)	0 (0.0)	26 (26.0)	25 (25.0)	1-6 (16.7)	1-1 (100.0)
<b>Totals</b>	<b>6-8-5 (2-4-4 in ANA)</b>	<b>48 (2.5)</b>	<b>53 (2.8)</b>	<b>571 (30.1)</b>	<b>519 (27.3)</b>	<b>14-86 (16.3)</b>	<b>60-68 (88.2)</b>

## ALL-TIME SERIES FAST FACTS

	Overall	@ Anaheim	@ New York
<b>All-Time Series:</b>	6-8-5	2-4-4	4-4-1
<b>Current Streak:</b>	One Anaheim win	One New York win	One Anaheim win
<b>Last Win by Anaheim:</b>	Feb. 5, 2008 (3-0)	Nov. 19, 2000 (2-1)	Feb. 5, 2008 (3-0)
<b>Last Win by New York:</b>	Oct. 11, 2006 (5-4 SO)	Nov. 1, 2003 (3-1)	Oct. 11, 2006 (5-4 SO)
<b>Last 10 games:</b>	3-4-3	2-4-4	4-4-1
<b>Overtime Record:</b>	1-2-4	1-1-2	0-2-2
<b>Longest Winning Streak:</b>	Two games, two times Last: Oct. 17, 2000 – Nov. 19, 2000	One game, two times Last: Oct. 17, 2000	Two games Nov. 28, 1993 – Feb. 10, 1996
<b>Longest Losing Streak:</b>	Three games Last: Nov. 1, 2003 – Oct. 11, 2006	Two games Mar. 12, 2004 – present	Two games, two times Last: Nov. 24, 2001 – Nov. 1, 2003
<b>Last Shutout by Anaheim:</b>	Feb. 5, 2008 (3-0)	None	Feb. 5, 2008 (3-0)
<b>Last Shutout by New York:</b>	None	None	None
<b>Biggest Anaheim win:</b>	Two games by two goals	Two games by one goal	Two games by two goals
<b>Biggest New York win:</b>	Two games by three goals	Oct. 19, 1997 (5-2)	Nov. 1, 2003 (4-1)



# NEW YORK RANGERS



**TOM RENNEY**

Madison Square Garden  
2 Pennsylvania Plaza  
New York, NY 10121  
TEL: (212) 465-6486  
FAX: (212) 465-6494  
www.newyorkrangers.com



Founded: 1926-27  
Home Ice: Madison Square Garden (18,200, 1968)  
Stanley Cup Titles: Four (1927-28, 1932-33, 1939-40 and 1993-94)  
Television: MSG Network  
Radio: WEPN (1050 AM)  
Colors: Blue, Red and White



**SCOTT GOMEZ**

## DIRECTORY

President/General Manager ..... Glen Sather  
Head Coach ..... Tom Renney  
Assistant Coach ..... Benoit Allaire  
Assistant Coach ..... Perry Pearn  
Assistant Coach ..... Mike Pelino  
Vice President, Public Relations and Player Recruitment ... John Rosasco

## 2007-08 RANGERS LEADERS

**Goals** .... Chris Drury & Jaromir Jagr ... **25**  
**Assists** ..... Scott Gomez ..... **54**  
**Points** ..... Jagr ..... **71**  
**Shots** ..... Brendan Shanahan ..... **265**  
**GAA** ..... Henrik Lundqvist ..... **2.23**  
**Wins** ..... Lundqvist ..... **37**  
**Losses** ..... Lundqvist ..... **24**  
**Shutouts** ..... Lundqvist ..... **10**  
**Save %** ..... Lundqvist ..... **.912**

**2007-08 Record:** 42-27-13, 97 points, 3rd in the Atlantic Division; 5th in the Eastern Conference  
**2008 Playoffs:** Beat New Jersey, 4-1; Lost to Pittsburgh, 4-1  
**Anaheim's All-Time Leading Scorer vs. NY Rangers:** Teemu Selanne, 12-5=17 points in nine games  
**NY Rangers' All-Time Leading Scorer vs. Anaheim:** Mark Messier, 6-6=12 points in 12 games  
**Last Trade Between Anaheim and NY Rangers:** Anaheim acquired a third-round pick in the 2006 NHL Entry Draft in exchange for D Sandis Ozolinsh (Mar. 9, 2006).

## 2007-08 SERIES SUMMARY: 1-0-0

**At New York Rangers**  
Feb. 7, 2008     Anaheim-4     New York-1     **Goaltenders** Giguere/Lundqvist     **GW Goal** C. Perry     **Attn.** 18,200

TOTALS Opp.	Scoring by Period					Shots by Period				Power Plays	Penalties/ Minutes	Goalie (Saves - Shots)	
	1	2	3	OT	F	1	2	3	OT				Tot.
ANAHEIM	1	2	1	-	4	7	7	5	-	19	1-2	8-25	Giguere (32-33)
NY Rangers	0	1	0	-	1	12	11	10	-	33	0-4	6-21	Lundqvist (15-19)

## ALL-TIME SERIES NOTES

### Hat Tricks

Terry Yake - Oct. 19, 1993 at New York (3-1=4)

Teemu Selanne - Oct. 26, 1997 at New York (3-0=3)

### Overtime Games

Oct. 26, 1997 3-3 tie at New York (T. Selanne-GT goal)

Mar. 8, 2000 4-3 loss at Anaheim (B. Leetch-GW goal)

Nov. 19, 2002 3-2 loss at New York (P. Bure-GW goal)

Nov. 1, 2006 4-3 loss at New York (J. Jagr-GW goal)

### Penalty Shots

None

## ALL-TIME SERIES SUMMARY

Season	Series Results	GF	GA	SF	SA	Power Play	Penalty Killing
1993-94	2-0-0 (1-0-0 in ANA)	7 (3.5)	4 (2.0)	73 (36.5)	72 (36.0)	3-11 (27.3)	10-11 (90.9)
1994-95	Did not play - NHL work stoppage						
1995-96	1-1-0 (1-0-0 in ANA)	8 (4.0)	9 (4.5)	47 (23.5)	76 (38.0)	2-16 (12.5)	7-12 (58.3)
1996-97	1-1-0 (1-0-0 in ANA)	7 (3.5)	5 (2.5)	57 (23.5)	76 (38.0)	1-8 (12.5)	5-8 (62.5)
1997-98	1-0-1 (1-0-0 in ANA)	6 (3.0)	5 (2.5)	50 (25.0)	69 (34.5)	0-4 (00.0)	9-10 (90.0)
1998-99	2-0-0 (1-0-0 in ANA)	7 (3.5)	2 (1.0)	44 (22.0)	43 (21.5)	2-12 (16.7)	14-14 (100)
1999-00	0-0-0-1 (0-0-0-1 in ANA)	3 (3.0)	4 (4.0)	39 (39.0)	22 (22.0)	1-2 (50.0)	3-4 (75.0)
2000-01	2-0-0-0 (1-0-0-0 in ANA)	10 (5.0)	7 (3.5)	71 (35.5)	58 (29.0)	2-11 (18.2)	7-10 (70.0)
2001-02	1-0-0-0 (0-0-0-0 in ANA)	3 (3.0)	2 (2.0)	35 (35.0)	15 (15.0)	2-11 (18.2)	8-8 (100)
2002-03	0-1-0-1 (0-1-0-0 in ANA)	4 (2.0)	9 (4.5)	68 (34.0)	56 (28.0)	0-8 (00.0)	6-7 (85.7)
2003-04	1-0-0-0 (0-0-0-0 in ANA)	3 (3.0)	1 (1.0)	23 (23.0)	39 (39.0)	2-5 (40.0)	4-4 (100)
2005-06	Did not play						
2006-07	0-0-1 (0-0-1 in ANA)	3 (3.0)	4 (4.0)	33 (33.0)	34 (34.0)	0-6 (00.0)	7-9 (77.8)
2007-08	1-0-0 (0-0-0 in ANA)	4 (4.0)	1(1.0)	19 (19.0)	33 (33.0)	1-2 (50.0)	4-4 (100.0)
<b>Totals</b>	<b>12-3-4 (6-1-2 in ANA)</b>	<b>65 (3.2)</b>	<b>53 (2.8)</b>	<b>520 (27.4)</b>	<b>593 (31.2)</b>	<b>16-96 (16.7)</b>	<b>76-93 (81.7)</b>

## ALL-TIME SERIES FAST FACTS

	Overall	@ Anaheim	@ New York
<b>All-Time Series:</b>	12-3-4	6-1-2	6-2-2
<b>Current Streak:</b>	One Anaheim win	One New York win	One Anaheim win
<b>Last Win by Anaheim:</b>	Feb. 7, 2008 (4-1)	Dec. 15, 2000 (6-4)	Feb. 7, 2008 (4-1)
<b>Last Win by New York:</b>	Nov. 1, 2006 (4-3 OT)	Nov. 1, 2006 (4-3 OT)	Nov. 19, 2002 (3-2 OT)
<b>Last 10 games:</b>	6-1-3	6-1-2	6-2-2
<b>Overtime Record:</b>	0-2-1	0-1-0	0-1-1
<b>Longest Winning Streak:</b>	Three games, two times Start: Oct. 16, 2000 - Nov. 25, 2001	Five games Jan. 28, 1994 - Nov. 18, 1998	Three games Apr. 2, 1999 - Nov. 25, 2001
<b>Longest Losing Streak:</b>	Two games Dec. 4, 1995 - Dec. 27, 1996	One game, three times Last: Nov. 1, 2006	Two games Dec. 4, 1995 - Dec. 27, 1996
<b>Last Shutout by Anaheim:</b>	None	None	None
<b>Last Shutout by New York:</b>	None	None	None
<b>Biggest Anaheim win:</b>	Four wins by three goals	Two wins by three goals Feb. 21, 2003 (6-2)	Two wins by three goals Dec. 4, 1995 (5-1)
<b>Biggest New York win:</b>	Two wins by four goals		





**CRAIG HARTSBURG**



**DANIEL ALFREDSSON**

Scotiabank Place  
1000 Palladium Drive  
Ottawa, Ontario K2V 1A5  
TEL: (613) 599-0250  
FAX: (613) 599-0358  
www.ottawasenators.com



Founded: 1992-93  
Home Ice: Scotiabank Place (19,153, 1996)  
Stanley Cup Titles: None  
Television: Rogers Sportnet  
Radio: The Team (1200 AM) and Le Nouveau (104.7 FM)  
Colors: Black, Red, White and Gold

## DIRECTORY

General Manager ..... Bryan Murray  
Head Coach ..... Craig Hartsburg  
Assistant Coach ..... Greg Carvel  
Assistant Coach ..... Curtis Hunt  
Goaltending Coach ..... Eli Wilson  
Vice President of Communications ..... Phil Legault

## 2007-08 SENATORS LEADERS

Goals ..... Dany Heatley ..... 41  
Assists ..... Jason Spezza ..... 58  
Points ..... Spezza ..... 92  
Shots ..... Heatley ..... 224  
GAA ..... Martin Gerber ..... 2.72  
Wins ..... Gerber ..... 30  
Losses ..... Gerber ..... 18  
Shutouts ..... Gerber ..... 2  
Save % ..... Gerber ..... 910

**2007-08 Record:** 43-31-8, 94 points, 2nd in the Northeast Division; 7th in the Eastern Conference  
**2008 Playoffs:** Lost to Pittsburgh, 4-0  
**Anaheim's All-Time Leading Scorer vs. Ottawa:** Paul Kariya, 4-8=12 points in 12 games  
**Ottawa's All-Time Leading Scorer vs. Anaheim:** Daniel Alfredsson, 4-9=13 points in 15 games  
**Last Trade Between Anaheim and Ottawa:** Anaheim acquired LW Petr Schastlivy from Ottawa in exchange for D Todd Simpson (Feb. 5, 2004).

## 2007-08 SERIES SUMMARY: 1-0-0

At Ottawa Senators  
Mar. 3, 2008    Ottawa-1    Anaheim-3

Goaltenders  
Giguere/Gerber

GW Goal  
C. Perry

Attn.  
17,174

TOTALS Opp.	Scoring by Period					Shots by Period					Power Plays	Penalties/ Minutes	Goalie (Saves - Shots)
	1	2	3	OT	F	1	2	3	OT	Tot.			
ANAHEIM	2	0	1	-	3	8	10	13	-	31	2-6	5-10	Giguere (24-25)
Ottawa	1	0	0	-	1	3	13	9	-	25	0-4	7-14	Gerber (28-31)



## ALL-TIME SERIES NOTES

### Hat Tricks

Teemu Selanne - Mar. 22, 1998 at Ottawa (3-0-3)

### Overtime Games

Dec. 30, 1996 4-3 win at Ottawa (S. Rucchin-GW goal)  
 Oct. 10, 1997 1-1 tie at Anaheim (E. Knutsen-GT goal)  
 Dec. 28, 1998 2-2 tie at Ottawa (S. McEachern-GT goal)  
 Mar. 17, 1999 2-2 tie at Anaheim (M. Hossa-GT goal)  
 Jan. 19, 2006 4-3 win at Ottawa (SO) (C. Kunitz-SO winner)

### Penalty Shots

Alexandre Daigle vs. Guy Hebert - Dec. 30, 1996 at Ottawa (no goal)

## ALL-TIME SERIES SUMMARY

Season	Series Results	GF	GA	SF	SA	Power Play	Penalty Killing
1993-94	1-1-0 (1-0-0 in ANA)	6 (3.0)	5 (2.5)	47 (23.5)	56 (28.0)	1-8 (12.5)	8-8 (100)
1994-95	Did not play - NHL work stoppage						
1995-96	2-0-0 (1-0-0 in ANA)	7 (3.5)	4 (2.0)	49 (24.5)	54 (27.0)	1-11 (09.0)	7-9 (77.7)
1996-97	2-0-0 (1-0-0 in ANA)	8 (4.0)	4 (2.0)	44 (22.0)	68 (34.0)	1-6 (16.7)	7-8 (87.5)
1997-98	1-0-1 (0-0-1 in ANA)	6 (3.0)	3 (1.5)	42 (21.0)	77 (38.5)	3-8 (37.5)	11-12 (91.7)
1998-99	0-0-2 (0-0-1 in ANA)	4 (2.0)	4 (2.0)	37 (18.5)	82 (41.0)	0-4 (00.0)	8-9 (88.9)
1999-00	0-2-0-0 (0-1-0 in ANA)	2 (1.0)	6 (3.0)	53 (26.5)	65 (32.5)	2-5 (40.0)	2-5 (40.0)
2000-01	0-1-0-0 (0-0-0-0 in ANA)	1 (1.0)	4 (4.0)	31 (31.0)	31 (31.0)	0-4 (00.0)	5-5 (100)
2001-02	0-1-0-0 (0-1-0-0 in ANA)	2 (2.0)	4 (4.0)	18 (18.0)	19 (19.0)	0-4 (00.0)	3-5 (60.0)
2002-03	1-1-0-0 (1-0-0-0 in ANA)	4 (2.0)	5 (2.5)	52 (26.0)	53 (26.5)	1-7 (14.3)	6-7 (85.7)
2003-04	0-1-0-0 (0-1-0-0 in ANA)	0 (0.0)	3 (3.0)	27 (27.0)	27 (27.0)	0-3 (00.0)	3-3 (100)
2005-06	1-0-0-0 (0-0-0 in ANA)	4 (4.0)	3 (3.0)	39 (39.0)	33 (33.0)	1-4 (25.0)	3-4 (75.0)
2006-07	Did Not Play						
2007-08	1-0-0 (1-0-0 in ANA)	3 (3.0)	1 (1.0)	31 (31.0)	25 (25.0)	2-6 (33.3)	4-4 (100)
<b>Totals</b>	<b>9-7-3 (5-3-2 in ANA)</b>	<b>47 (2.5)</b>	<b>46 (2.4)</b>	<b>470 (24.7)</b>	<b>590 (31.1)</b>	<b>12-70 (17.1)</b>	<b>67-79 (97.1)</b>

## ALL-TIME SERIES FAST FACTS

	Overall	@ Anaheim	@ Ottawa
<b>All-Time Series:</b>	9-7-3	5-3-2	4-4-1
<b>Current Streak:</b>	Two Anaheim wins	One Anaheim win	One Anaheim win
<b>Last Win by Anaheim:</b>	Mar. 3, 2008 (3-1)	Mar. 3, 2008 (3-1)	Jan. 19, 2006 (4-3 SO)
<b>Last Win by Ottawa:</b>	Oct. 17, 2003 (3-0)	Oct. 17, 2003 (3-0)	Jan. 16, 2003 (3-1)
<b>Last 10 games:</b>	3-6-1	5-3-2	4-4-1
<b>Overtime Record:</b>	2-0-3	0-0-2	2-0-1
<b>Longest Winning Streak:</b>	Five games	Three games	Three games
	Mar. 13, 1994 - Mar. 5, 1997	Mar. 13, 1994 - Mar. 5, 1997	Nov. 11, 1995 - Mar. 22, 1998
<b>Longest Losing Streak:</b>	Five games	Two games	Three games
	Nov. 13, 1999 - Jan. 16, 2003	Jan. 12, 2000 - Jan. 29, 2003	Nov. 13, 1999 - present
<b>Last Shutout by Anaheim:</b>	None	None	None
<b>Last Shutout by Ottawa:</b>	Oct. 17, 2003 (3-0)	Oct. 17, 2003 (3-0)	None
<b>Biggest Anaheim win:</b>	Mar. 13, 1994 (5-1)	Mar. 13, 1994 (5-1)	Mar. 22, 1998 (5-2)
<b>Biggest Ottawa win:</b>	Three wins by three goals	Oct. 17, 2003 (3-0)	Two wins by three goals



# PHILADELPHIA FLYERS



**JOHN STEVENS**

Wachovia Center  
3601 South Broad Street  
Philadelphia, PA 19148  
TEL: (215) 465-4500  
FAX: (215) 389-9403  
www.philadelphiaflyers.com



Founded: 1967-68  
Home Ice: Wachovia Center (19,862, 1996)  
Stanley Cup Titles: Two (1973-74 and 1974-75)  
Television: Comcast SportsNet  
Radio: WIP (610 AM)  
Colors: Orange, Black and White

## DIRECTORY

General Manager ..... Paul Holmgren  
Head Coach ..... John Stevens  
Assistant Coach ..... Joe Mullen  
Assistant Coach ..... Jack McIlhargey  
Assistant Coach ..... Craig Berube  
Goaltending Coach ..... Reggie Lemelin  
Senior Director of Communications ..... Zack Hill



**MIKE RICHARDS**

## 2007-08 FLYERS LEADERS

Goals ..... Daniel Briere ..... 31  
Assists ..... Mike Richards ..... 47  
Points ..... Richards ..... 75  
Shots ..... Jeff Carter ..... 260  
GAA ..... Martin Biron ..... 2.59  
Wins ..... Biron ..... 30  
Losses ..... Biron ..... 20  
Shutouts ..... Biron ..... 5  
Save % ..... Biron ..... 918

**2007-08 Record:** 42-29-11, 95 points, 4th in the Atlantic Division; 6th in the Eastern Conference

**2008 Playoffs:** Beat Washington, 4-3; Beat Montreal, 4-1; Lost to Pittsburgh, 4-1

**Anaheim's All-Time Leading Scorer vs. Philadelphia:** Teemu Selanne, 7-5=12 points in 10 games

**Philadelphia's All-Time Leading Scorer vs. Anaheim:** John LeClair, 12-8=20 points in 12 games; Eric Lindros, 8-12=20 points in nine games

**Last Trade Between Anaheim and Philadelphia:** Anaheim acquired a fourth-round draft choice in the 2007 NHL Entry Draft and the conditional right to exchange fifth-round selections in the 2007 NHL Entry Draft in exchange for LW Todd Fedoruk (Nov. 13, 2006).

## 2007-08 SERIES SUMMARY: 0-1-0

<b>At Philadelphia Flyers</b>			<b>Goaltenders</b>	<b>GW Goal</b>	<b>Attn.</b>
Feb. 2, 2008	Anaheim-0	Philadelphia-3	Hiller/Biron	M. Knuble	19,822

TOTALS	Scoring by Period					Shots by Period					Power Plays	Penalties/ Minutes	Goalie (Saves - Shots)
	1	2	3	OT	F	1	2	3	OT	Tot.			
ANAHEIM	0	0	0	-	0	5	13	9	-	27	0-3	6-15	Hiller (22-25)
Philadelphia	0	2	1	-	3	7	14	4	-	25	0-3	6-15	Biron (27-27)

## ALL-TIME SERIES NOTES

### Hat Tricks

Paul Kariya - Feb. 6, 2002 at Anaheim (3-0-3)  
 Mike Knuble - Feb. 2, 2008 at Philadelphia (3-0-3)

### Penalty Shots

None

### Overtime Games

Mar. 27, 1994	3-2 win at Philadelphia	(G. Valk-GW goal)
Jan. 9, 1996	2-2 tie at Philadelphia	(J. LeClair-GT goal)
Oct. 15, 1997	2-2 tie at Anaheim	(T. Sandstrom-GT goal)
Mar. 19, 1998	3-3 tie at Philadelphia	(F. Banham-GT goal)
Nov. 3, 1999	3-3 tie at Anaheim	(J. Leclair-GT goal)
Feb. 3, 2000	3-3 tie at Philadelphia	(E. Lindros-GT goal)
Oct. 22, 2003	4-3 win at Anaheim	(R. Neidermayer-GW goal)

## ALL-TIME SERIES SUMMARY

Season	Series Results	GF	GA	SF	SA	Power Play	Penalty Killing
1993-94	2-0-0 (1-0-0 in ANA)	9 (4.5)	5 (2.5)	61 (30.5)	60 (30.0)	0-11 (00.0)	5-8 (62.5)
1994-95	Did not play - NHL work stoppage						
1995-96	0-1-1 (0-1-0 in ANA)	4 (2.0)	6 (3.0)	40 (20.0)	66 (33.0)	1-10 (10.0)	9-11 (81.8)
1996-97	0-2-0 (0-1-0 in ANA)	3 (1.5)	7 (3.5)	39 (19.5)	67 (33.5)	1-5 (20.0)	4-6 (66.7)
1997-98	0-0-2 (0-0-1 in ANA)	5 (2.5)	5 (2.5)	55 (27.5)	62 (31.0)	1-9 (11.1)	6-8 (75.0)
1998-99	1-1-0 (1-0-0 in ANA)	6 (3.0)	8 (4.0)	46 (23.0)	64 (32.0)	4-13 (30.8)	11-16 (68.8)
1999-00	0-0-2-0 (0-0-1-0 in ANA)	6 (3.0)	6 (3.0)	52 (26.0)	81 (40.5)	2-6 (33.3)	5-8 (62.5)
2000-01	1-0-0-0 (0-0-0-0 in ANA)	4 (4.0)	3 (3.0)	31 (31.0)	31 (31.0)	0-4 (00.0)	5-5 (100)
2001-02	1-1-0-0 (1-0-0-0 in ANA)	6 (3.0)	6 (3.0)	47 (23.5)	55 (27.5)	1-6 (00.0)	6-7 (100)
2002-03	0-1-0-0 (0-1-0-0 in ANA)	0 (0.0)	1 (1.0)	28 (28.0)	25 (25.0)	0-7 (00.0)	4-5 (80.0)
2003-04	1-0-0-0 (1-0-0-0 in ANA)	4 (4.0)	3 (3.0)	29 (29.0)	34 (34.0)	1-8 (12.5)	4-4 (100)
2005-06	Did not play						
2006-07	0-1-0 (0-1-0 in ANA)	4 (4.0)	7 (7.0)	41 (41.0)	16 (16.0)	2-6 (33.3)	2-5 (40.0)
2007-08	0-1-0 (0-0-0 in ANA)	0 (0.0)	3 (3.0)	27 (27.0)	25 (25.0)	0-3 (00.0)	2-3 (66.7)
<b>Totals</b>	<b>6-8-5 (4-4-2 in ANA)</b>	<b>51 (2.7)</b>	<b>60 (3.3)</b>	<b>496 (27.6)</b>	<b>586 (30.9)</b>	<b>13-87 (14.9)</b>	<b>63-86 (73.3)</b>

## ALL-TIME SERIES FAST FACTS

	Overall	@ Anaheim	@ Philadelphia
<b>All-Time Series:</b>	6-8-5	4-4-2	2-4-3
<b>Current Streak:</b>	Two Philadelphia wins	One Philadelphia win	Two Philadelphia wins
<b>Last Win by Anaheim:</b>	Oct. 22, 2003 (4-3 OT)	Oct. 22, 2003 (4-3 OT)	Oct. 21, 2000 (4-3)
<b>Last Win by Philadelphia:</b>	Feb. 2, 2008 (3-0)	Nov. 15, 2006 (7-4)	Feb. 2, 2008 (3-0)
<b>Last 10 games:</b>	4-4-2	4-4-2	2-4-3
<b>Overtime Record:</b>	2-0-5	1-0-2	1-0-3
<b>Longest Winning Streak:</b>	Two games	One game, four times	One game, two times
	Feb. 16, 1994 - Mar. 27, 1994	Last: Oct. 22, 2003-present	Last: Oct. 21, 2000
<b>Longest Losing Streak:</b>	Two games, three times	Two games	Two games
	Last: Nov. 15, 2006-present	Oct. 20, 1995 - Oct. 16, 1996	Mar. 21, 2002-present
<b>Last Shutout by Anaheim:</b>	None	None	None
<b>Last Shutout by Philadelphia:</b>	Feb. 2, 2008 (3-0)	Jan. 3, 2003 (1-0)	Feb. 2, 2008 (3-0)
<b>Biggest Anaheim win:</b>	Feb. 16, 1994 (6-3)	Feb. 16, 1994 (6-3)	Two wins by one goal
<b>Biggest Philadelphia win:</b>	Four wins by three goals	Nov. 15, 2006 (7-4)	Three wins by three goals





**WAYNE GRETZKY**



**SHANE DOAN**

Jobing.com Arena  
 9400 West Maryland Ave.  
 Glendale, AZ 85305  
 TEL: (623) 772-3200  
 FAX: (623) 872-2000  
 www.phoenixcoyotes.com



Founded: 1979-80 (Relocated from  
 Winnipeg in 1996)  
 Home Ice: Jobing.com Arena (17,125, 2003)  
 Stanley Cup Titles: None  
 Television: AZ-TV (Ch. 27) and FSN Arizona  
 Radio: Xtra Sports (910 AM)  
 Colors: Brick Red, Desert Sand, Black and White

## DIRECTORY

General Manager ..... Don Maloney  
 Managing Partner, Alt. Governor & Head Coach ..... Wayne Gretzky  
 Associate Coach ..... Ulf Samuelsson  
 Assistant Coach ..... Doug Sulliman  
 Goaltending Coach ..... Grant Fuhr  
 Director of Media Relations ..... Sergey Kocharov

## 2007-08 COYOTES LEADERS

**Goals** ..... Shane Doan ..... **28**  
**Assists** ..... Doan ..... **50**  
**Points** ..... Doan ..... **78**  
**Shots** ..... Radim Vrbata ..... **246**  
**GAA** ..... Ilya Bryzgalov ..... **2.44**  
**Wins** ..... Bryzgalov ..... **28**  
**Losses** ..... Bryzgalov ..... **25**  
**Shutouts** ..... Bryzgalov ..... **3**  
**Save %** ..... Bryzgalov ..... **.920**

**2007-08 Record:** 38-37-7, 83 points, 4th in the Pacific Division; 12th in the Western Conference  
**2008 Playoffs:** Did not qualify  
**Anaheim's All-Time Leading Scorer vs. Phoenix:** Teemu Selanne, 25-32=57 points in 44 games  
**Phoenix's All-Time Leading Scorer vs. Anaheim:** Shane Doan, 18-19=37 points in 64 games  
**Last Trade Between Anaheim and Phoenix:** Anaheim acquired D Sean O'Donnell in exchange for C Joel Perrault (Mar. 9, 2006).

## 2007-08 SERIES SUMMARY: 3-1-4

### At Anaheim

Oct. 25, 2007 Phoenix-1  
 Nov. 7, 2007 Phoenix-6  
 Nov. 23, 2007 Phoenix-4  
 Apr. 6, 2008 Phoenix-2

### Anaheim-0

Bryzgalov/Auld  
 Anaheim-5 (OT) Bryzgalov(Giguere)/Auld  
 Anaheim-3 (SO) Hiller/Bryzgalov  
 Anaheim-3 (SO) Hiller/Bryzgalov

### Goaltenders

Bryzgalov/Auld  
 Bryzgalov(Giguere)/Auld  
 Hiller/Bryzgalov  
 Hiller/Bryzgalov

### GW Goal

C. Weller  
 S. Doan  
 S. Doan  
 R. Getzlaf

### Attn.

17,174  
 17,174  
 17,174  
 17,269

### At Phoenix

Nov. 3, 2007 Anaheim-5  
 Jan. 5, 2008 Anaheim-2  
 Mar. 11, 2008 Anaheim-2  
 Mar. 22, 2008 Anaheim-2

### Phoenix-2

Phoenix-2  
 Phoenix-3 (SO)  
 Phoenix-3 (SO)  
 Phoenix-1

### Goaltenders

Giguere/Auld  
 Giguere/Bryzgalov  
 Giguere/Bryzgalov  
 Hiller/Bryzgalov

### GW Goal

B. May  
 P. Mueller  
 R. Vrbata  
 T. Selanne

### Attn.

15,888  
 16,159  
 14,683  
 17,645

### TOTALS

Opp.	Scoring by Period						Shots by Period					Power Plays	Penalties/ Minutes	Goalie (Saves - Shots)
	1	2	3	OT	SO	F	1	2	3	OT	Tot.			
ANAHEIM	6	7	8	0	1	22	84	68	82	15	249	6-33	6-102	Giguere (108-116), Bryzgalov (34-39), Hiller (97-103)
Phoenix	2	9	7	1	3	22	88	72	80	18	258	8-37	8-114	Bryzgalov (143-152), Auld (65-69)

## ALL-TIME SERIES NOTES

### Hat Tricks

Paul Kariya - Jan. 23, 1997 at Phoenix (3-0-3)  
 Keith Tkachuk - Apr. 3, 1998 at Phoenix (3-2-5)  
 Teemu Selanne - Feb. 1, 2001 at Phoenix (3-0-3)  
 Chris Kunitz - Nov. 19, 2006 at Anaheim (3-1-4)  
 Peter Mueller - Nov. 7, 2007 at Anaheim (3-0-3)

### Overtime Games

Oct. 25, 1998 2-2 tie at Anaheim (S. Rucchin-GT goal)  
 Jan. 21, 1999 3-3 tie at Phoenix (T. Numminen-GT goal)  
 Mar. 26, 2000 4-3 win at Anaheim (O. Tverdokvov-GW goal)  
 Nov. 1, 2000 1-1 tie at Anaheim (O. Tverdokvov-GT goal)  
 Oct. 24, 2001 3-2 win at Phoenix (M. Leclerc-GW goal)  
 Mar. 28, 2002 2-1 win at Phoenix (G. Titov-GW goal)  
 Nov. 27, 2002 2-2 tie at Anaheim (D. Briere-GT goal)  
 Nov. 8, 2003 4-3 loss at Phoenix (R. Suchy-GW goal)  
 Nov. 9, 2003 2-1 win at Anaheim (P. Sykora-GW goal)

### Penalty Shots

Andy McDonald vs. Curtis Joseph - Nov. 2, 2006 at Anaheim (goal)

Feb. 23, 2004 1-1 tie at Phoenix (D. Langkow-GT goal)  
 Mar. 16, 2004 3-2 win at Phoenix (S. Fedorov-GW goal)  
 Nov. 12, 2005 2-1 loss at Phoenix (Z. Michalek-GW goal)  
 Feb. 15, 2007 5-4 win at Phoenix (T. Selanne-GW goal)  
 Nov. 7, 2007 6-5 loss at Anaheim (S. Doan-GW goal)  
 Nov. 23, 2007 4-3 loss at Anaheim (SO) (S. Doan-SO winner)  
 Jan. 5, 2008 3-2 loss at Phoenix (SO) (P. Mueller-SO winner)  
 Mar. 11, 2008 3-2 loss at Phoenix (SO) (R. Vrbata-SO winner)  
 Apr. 6, 2008 3-2 win at Anaheim (SO) (R. Getzlaf-SO winner)

## ALL-TIME SERIES SUMMARY

Season	Series Results	GF	GA	SF	SA	Power Play	Penalty Killing
1993-94	4-0-0 (2-0-0 in ANA)	17 (4.3)	9 (2.3)	102 (25.5)	129 (32.3)	3-21 (14.3)	17-22 (77.3)
1994-95	3-1-0 (2-0-0 in ANA)	12 (3.0)	10 (2.5)	111 (27.8)	139 (34.8)	1-13 (07.7)	15-20 (75.0)
1995-96	3-1-0 (2-0-0 in ANA)	20 (5.0)	12 (3.0)	137 (34.3)	141 (35.3)	5-23 (21.7)	21-23 (91.3)
1996-97	1-3-0 (1-1-0 in ANA)	10 (2.5)	14 (3.5)	131 (32.8)	119 (29.8)	2-17 (11.8)	13-17 (76.5)
1997-98	1-3-0 (0-2-0 in ANA)	10 (2.5)	20 (5.0)	109 (27.2)	126 (31.5)	7-31 (22.6)	12-21 (57.1)
1998-99	3-1-2 (2-0-1 in ANA)	17 (2.8)	8 (1.3)	174 (29.0)	202 (33.7)	2-31 (06.5)	27-28 (96.4)
1999-00	2-4-0-0 (1-2-0-0 in ANA)	10 (1.7)	23 (3.8)	194 (32.3)	171 (28.5)	2-25 (08.0)	14-16 (87.5)
2000-01	2-2-1-0 (0-2-1-0 in ANA)	16 (3.2)	14 (2.8)	143 (28.6)	128 (25.6)	4-34 (11.8)	17-21 (81.0)
2001-02	4-1-0-0 (1-1-0-0 in ANA)	13 (2.6)	8 (1.6)	140 (28.0)	126 (25.2)	2-14 (11.8)	17-19 (81.0)
2002-03	2-2-1-0 (2-0-1-0 in ANA)	12 (2.4)	11 (2.2)	159 (31.8)	137 (27.4)	4-27 (14.8)	14-16 (87.5)
2003-04	3-1-1-1 (2-1-0-0 in ANA)	14 (3.2)	13 (2.2)	183 (30.5)	182 (30.3)	5-33 (15.2)	28-32 (87.5)
2005-06	7-0-1 (4-0-0 in ANA)	32 (4.0)	16 (2.0)	262 (32.8)	203 (25.4)	11-47 (23.4)	47-51 (92.2)
2006-07	6-2-0 (4-0-0 in ANA)	24 (3.0)	17 (2.1)	248 (31.0)	219 (27.4)	12-36 (33.3)	32-36 (88.8)
2007-08	3-1-4 (1-1-2 in ANA)	22 (2.8)	22 (2.8)	248 (31.0)	258 (32.3)	6-33 (18.2)	29-37 (78.4)
<b>Totals</b>	<b>44-22-11 (24-10-5 in ANA)</b>	<b>229 (3.0)</b>	<b>197 (3.0)</b>	<b>2341 (30.4)</b>	<b>2280 (29.6)</b>	<b>66-385 (17.1)</b>	<b>303-359 (84.4)</b>

## ALL-TIME SERIES FAST FACTS

	Overall	@ Anaheim	@ Phoenix/Winnipeg
<b>All-Time Series:</b>	44-22-11	24-10-5	20-12-6
<b>Current Streak:</b>	Two Anaheim wins	One Anaheim win	One Anaheim win
<b>Last Win by Anaheim:</b>	Apr. 6, 2008 (3-2 SO)	Apr. 6, 2008 (3-2 SO)	Mar. 22, 2008 (2-1)
<b>Last Win by Phoenix:</b>	Mar. 11, 2008 (3-2 SO)	Nov. 23, 2007 (4-3 SO)	Mar. 11, 2008 (3-2 SO)
<b>Last 10 games:</b>	4-3-3	7-2-1	6-2-2
<b>Overtime Record:</b>	5-3-9	3-1-5	2-2-4
<b>Longest Winning Streak:</b>	Six games Nov. 24, 1993 - Jan. 27, 1995	10 games Nov. 9, 2003 - Mar. 7, 2007	Five games Nov. 18, 2000 - Mar. 28, 2002
<b>Longest Losing Streak:</b>	Four games, two times Last: Nov. 7, 2007 - Mar. 11, 2008	Three games Oct. 25, 2007 - Nov. 23, 2007	Three games Feb. 28, 2003 - Nov. 8, 2003
<b>Last Shutout by Anaheim:</b>	Nov. 22, 2002 (4-0)	Oct. 25, 2007 (1-0)	Nov. 23, 2001 (4-0)
<b>Last Shutout by Phoenix:</b>	Oct. 25, 2007 (1-0)	Nov. 22, 2002 (4-0)	Dec. 23, 2006 (2-0)
<b>Biggest Anaheim win:</b>	Nov. 30, 2005 (6-1)	Nov. 30, 2005 (6-1)	Three wins by four goals
<b>Biggest Phoenix win:</b>	Nov. 22, 1999 (8-2)	Nov. 22, 1999 (8-2)	Two wins by three goals



# PITTSBURGH PENGUINS



**MICHEL THERRIEN**



**SIDNEY CROSBY**

Mellon Arena  
66 Mario Lemieux Place  
Pittsburgh, PA 15219  
TEL: (412) 642-1300  
FAX: (412) 642-1859  
www.pittsburghpenguins.com



Founded: 1967-68  
Home Ice: Mellon Arena (16,940, 1961)  
Stanley Cup Titles: Two (1990-91 and 1991-92)  
Television: FSN Pittsburgh  
Radio: The X (105.9 FM)  
Colors: Black, Gold and White

## DIRECTORY

Executive Vice President/General Manager ..... Ray Shero  
Head Coach ..... Michel Therrien  
Assistant Coach ..... Andre Savard  
Assistant Coach ..... Mike Yeo  
Goaltending Coach ..... Gilles Meloche  
Senior Director of Team Services and Media Relations ... Frank Buonomo

## 2007-08 PENGUINS LEADERS

**Goals** ..... Evgeni Malkin ..... **47**  
**Assists** ..... Malkin ..... **59**  
**Points** ..... Malkin ..... **106**  
**Shots** ..... Malkin ..... **272**  
**GAA** ..... Marc-Andre Fleury ..... **2.33**  
**Wins** ..... Fleury ..... **19**  
**Losses** ..... Fleury ..... **10**  
**Shutouts** ..... Fleury ..... **4**  
**Save %** ..... Ty Conklin ..... **.923**

**2007-08 Record:** 47-27-8, 102 points, 1st in the Atlantic Division; 2nd in the Eastern Conference  
**2008 Playoffs:** Beat Ottawa, 4-0; Beat New York Rangers, 4-1; Beat Philadelphia, 4-1, Lost to Detroit, 4-2  
**Anaheim's All-Time Leading Scorer vs. Pittsburgh:** Teemu Selanne, 5-15=20 points in 10 games  
**Pittsburgh's All-Time Leading Scorer vs. Anaheim:** Jaromir Jagr, 11-11=22 points in 13 games.  
**Last Trade Between Anaheim and Pittsburgh:** Anaheim acquired C Stephen Dixon from Pittsburgh in exchange for C Tim Brent (Jun. 23, 2007).

## 2007-08 SERIES SUMMARY: 0-1-0

<b>At Pittsburgh</b>			<b>Goaltenders</b>	<b>GW Goal</b>	<b>Attn.</b>
Oct. 6, 2007	Anaheim-4	Pittsburgh-5	Hiller/Fleury	R. Malone	17,132

TOTALS Opp.	Scoring by Period				Shots by Period				Power Plays	Penalties/ Minutes	Goalie (Saves - Shots)	
	1	2	3	OT	F	1	2	3				OT
ANAHEIM	1	1	2	-	4	8	10	5	-	23	1-5	5-10 Hiller (24-29)
Pittsburgh	1	2	2	-	5	12	5	12	-	29	1-5	5-10 Fleury (19-23)



# PITTSBURGH PENGUINS

## ALL-TIME SERIES NOTES

### Hat Tricks

None

### Overtime Games

Feb. 24, 1994	2-2 tie at Pittsburgh	(J. Sacco-GT goal)
Dec. 1, 1998	4-4 tie at Pittsburgh	(M. Straka-GT goal)
Oct. 27, 1999	2-1 win at Anaheim	(T. Selanne-GW goal)
Nov. 6, 2007	3-2 win at Anaheim	(T. Selanne-GW goal)

### Penalty Shots

Teemu Selanne vs. J.S. Aubin - Oct. 27, 1999 at Anaheim (no goal)

## ALL-TIME SERIES SUMMARY

Season	Series Results	GF	GA	SF	SA	Power Play	Penalty Killing
1993-94	0-1-1 (0-1-0 in ANA)	6 (3.0)	7 (3.5)	71 (35.5)	61 (30.5)	2-7 (28.6)	7-9 (77.7)
1994-95	Did not play - NHL work stoppage						
1995-96	1-1-0 (1-0-0 in ANA)	8 (4.0)	8 (4.0)	56 (28.0)	74 (37.0)	1-11 (09.0)	8-12 (66.6)
1996-97	0-2-0 (0-1-0 in ANA)	6 (3.0)	12 (6.0)	58 (29.0)	56 (28.0)	2-7 (28.6)	8-11 (72.7)
1997-98	0-2-0 (0-1-0 in ANA)	2 (1.0)	8 (4.0)	55 (27.5)	40 (20.0)	1-12 (08.3)	8-9 (88.9)
1998-99	1-0-1 (1-0-0 in ANA)	9 (4.5)	7 (3.5)	64 (32.0)	83 (41.5)	4-9 (44.4)	9-11 (81.8)
1999-00	2-0-0-0 (1-0-0-0 in ANA)	9 (4.5)	2 (1.0)	67 (33.5)	45 (22.5)	3-11 (27.3)	7-7 (100)
2000-01	0-1-0-0 (0-0-0-0 in ANA)	2 (2.0)	3 (3.0)	25 (25.0)	27 (27.0)	0-3 (00.0)	3-4 (75.0)
2001-02	2-0-0-0 (1-0-0-0 in ANA)	8 (4.0)	4 (2.0)	48 (24.0)	74 (37.0)	2-9 (00.0)	7-8 (75.0)
2002-03	1-0-0-0 (1-0-0-0 in ANA)	5 (5.0)	0 (0.0)	47 (47.0)	19 (19.0)	1-5 (20.0)	3-3 (100.0)
2003-04	0-1-0-0 (0-0-0-0 in ANA)	1 (1.0)	2 (2.0)	27 (27.0)	28 (28.0)	0-3 (00.0)	2-3 (66.6)
2005-06	Did not play						
2006-07	1-0-0 (1-0-0 in ANA)	3 (3.0)	2 (2.0)	40 (40.0)	17 (17.0)	2-9 (22.2)	2-2 (100.0)
2007-08	0-1-0 (0-0-0 in ANA)	4(4.0)	5(5.0)	23(23.0)	29(29.0)	1-5(20.0)	4-5(80.0)
<b>Totals</b>	<b>8-9-2 (6-3-0 in ANA)</b>	<b>63 (3.3)</b>	<b>60 (3.2)</b>	<b>581 (30.5)</b>	<b>479 (25.2)</b>	<b>19-92 (20.7)</b>	<b>68-84 (81.0)</b>

## ALL-TIME SERIES FAST FACTS

	Overall	@ Anaheim	@ Pittsburgh
<b>All-Time Series:</b>	8-9-2	6-3-0	2-6-2
<b>Current Streak:</b>	One Pittsburgh win	Five Anaheim wins	Two Pittsburgh wins
<b>Last Win by Anaheim:</b>	Nov. 6, 2006 (3-2 OT)	Nov. 6, 2006 (3-2 OT)	Oct. 6, 2001 (4-2)
<b>Last Win by Pittsburgh:</b>	Oct. 6, 2007 (5-4)	Dec. 6, 1997 (5-2)	Oct. 6, 2007 (5-4)
<b>Last 10 games:</b>	6-3-0	6-3-0	2-6-2
<b>Overtime Record:</b>	2-0-2	2-0-0	0-0-2
<b>Longest Winning Streak:</b>	Three games, two times Last: Oct. 27, 1999 – Dec. 15, 2002	Four games Jan. 18, 1999 - present	One game, two times Last: Oct. 6, 2001
<b>Longest Losing Streak:</b>	Four games Dec. 7, 1996 – Dec. 10, 1997	Two games Dec. 11, 1996 – Dec. 10, 1997	Three games Oct. 14, 1995 – Dec. 6, 1997
<b>Last Shutout by Anaheim:</b>	Dec. 15, 2002 (5-0)	Dec. 15, 2002 (5-0)	None
<b>Last Shutout by Pittsburgh:</b>	Dec. 10, 1997 (3-0)	None	Dec. 10, 1997 (3-0)
<b>Biggest Anaheim win:</b>	Jan. 29, 2000 (7-1)	Dec. 15, 2002 (5-0)	Jan. 29, 2000 (7-1)
<b>Biggest Pittsburgh win:</b>	Dec. 11, 1996 (7-3)	Two wins by three goals	Dec. 11, 1996 (7-3)



# SAN JOSE SHARKS



**TODD MCLELLAN**



**JOE THORNTON**

HP Pavilion at San Jose  
525 West Santa Clara Street  
San Jose, CA 95113  
TEL: (408) 287-7070  
FAX: (408) 999-5797  
www.sjsharks.com



Founded: 1991-92  
Home Ice: HP Pavilion at San Jose (17,496, 1993)  
Stanley Cup Titles: None  
Television: Comcast SportsNet Bay Area  
Radio: KFOX (98.5 FM)  
Colors: Deep Pacific Teal, Burnt Orange and Black

## DIRECTORY

Executive Vice President & General Manager..... Doug Wilson  
Head Coach..... Todd McLellan  
Assistant Coach..... Todd Richards  
Assistant Coach..... Jay Woodcroft  
Assistant Coach..... Trent Yawney  
Director of Media Relations..... Scott Emmert

## 2007-08 SHARKS LEADERS

Goals.....	Joe Thornton.....	29
Assists.....	Thornton.....	67
Points.....	Thornton.....	96
Shots.....	Milan Michalek.....	233
GAA.....	Evgeni Nabokov.....	2.14
Wins.....	Nabokov.....	46
Losses.....	Nabokov.....	21
Shutouts.....	Nabokov.....	6
Save %.....	Nabokov.....	.910

**2007-08 Record:** 49-23-10, 108 points, 1st in the Pacific Division; 2nd in the Western Conference  
**2008 Playoffs:** Beat Calgary, 4-3; Lost to Dallas, 4-2  
**Anaheim's All-Time Leading Scorer vs. San Jose:** Teemu Selanne, 31-26=57 points in 45 games  
**San Jose's All-Time Leading Scorer vs. Anaheim:** Owen Nolan, 19-20=39 points in 38 games  
**Last Trade Between Anaheim and San Jose:** Anaheim acquired LW Jeff Friesen, G Steve Shields and future considerations from San Jose for RW Teemu Selanne (Mar. 5, 2001).

## 2007-08 SERIES SUMMARY: 5-2-1

At Anaheim			Goaltenders		GW Goal	Attn.
Nov. 9, 2007	San Jose-2	Anaheim-3 (SO)	Giguere/Nabokov	A. McDonald	17,174	
Dec. 16, 2007	San Jose-2	Anaheim-1 (SO)	Giguere/Nabokov	J. Thornton	17,174	
Jan. 13, 2008	San Jose-3	Anaheim-4 (OT)	Giguere/Greiss	F. Beauchemin	17,174	
Mar. 28, 2008	San Jose-3	Anaheim-1	Hiller/Boucher	J. Roenick	17,334	

At San Jose			Goaltenders		GW Goal	Attn.
Nov. 17, 2007	Anaheim-2	San Jose-1 (SO)	Giguere/Nabokov	C. Perry	17,496	
Dec. 18, 2007	Anaheim-2	San Jose-0	Giguere/Nabokov	C. Perry	17,197	
Dec. 22, 2007	Anaheim-5	San Jose-2	Giguere/Nabokov	C. Kunitz	17,496	
Mar. 21, 2008	Anaheim-1	San Jose-2	Hiller/Nabokov	J. Roenick	17,496	

TOTALS	Scoring by Period						Shots by Period					Power Plays	Penalties/ Minutes	Goalie (Saves - Shots)
	1	2	3	OT	SO	F	1	2	3	OT	Tot.			
ANAHEIM	5	7	4	1	2	17	54	79	50	9	192	3-27	54-119	Giguere (159-168), Hiller (65-67)
San Jose	5	5	4	0	1	14	71	77	85	5	238	5-42	40-92	Nabokov (127-138), Greiss (25-29), Boucher (23-24)

## ALL-TIME SERIES NOTES

### Hat Tricks

Owen Nolan - Dec. 19, 1995 at Anaheim (4-1-5)  
 Teemu Selanne - Feb. 25, 1996 at Anaheim (3-1-4)  
 Teemu Selanne - Nov. 11, 1996 at Anaheim (3-0-3)  
 Teemu Selanne - Nov. 10, 1996 at Anaheim (3-0-3)  
 Paul Kariya - Mar. 29, 2001 at San Jose (3-0-3)  
 Teemu Selanne - Mar. 29, 2001 at San Jose (3-0-3)  
 Jonathan Cheechoo - Dec. 20, 2005 at San Jose (3-0-3)  
 Jonathan Cheechoo - Feb. 1, 2006 at Anaheim (3-0-3)  
 Jonathan Cheechoo - Apr. 15, 2006 at San Jose (3-2-5)

### Penalty Shots

Jonathan Cheechoo vs. J.S. Giguere - Dec. 20, 2005 at San Jose (goal)  
 Milan Michalek vs. J.S. Giguere - Dec. 16, 2007 at Anaheim (no goal)  
 Todd Bertuzzi vs. Evgeni Nabokov - Dec. 22, 2007 at San Jose (no goal)

### Overtime Games

Oct. 31, 1993 2-1 loss at Anaheim (T. Penderson-GW goal)  
 Apr. 2, 1997 5-5 tie at San Jose (M. McSorley-GT goal)  
 Nov. 6, 1998 2-2 tie at Anaheim (D. Lowry-GT goal)  
 Apr. 17, 1999 3-3 tie at San Jose (O. Nolan-GT goal)  
 Feb. 18, 2000 4-4 tie at Anaheim (N. Sundstrom-GT goal)  
 Nov. 30, 2000 3-2 loss at San Jose (S. Hannan-GW goal)  
 Mar. 13, 2003 3-2 win at Anaheim (S. Thomas-GW goal)  
 Mar. 22, 2003 3-2 win at San Jose (N. Havelid-GW goal)

Nov. 4, 2005 1-0 loss at Anaheim (M. Goc-GW goal)  
 Mar. 7, 2006 5-4 win at Anaheim (S. Ozolins-GW goal)  
 Apr. 4, 2007 3-2 loss at Anaheim (SO) (R. Clowe-SO winner)  
 Nov. 9, 2007 3-2 win at Anaheim (SO) (A. McDonald-SO winner)  
 Nov. 17, 2007 2-1 win at San Jose (SO) (C. Perry-SO winner)  
 Dec. 16, 2007 2-1 loss at Anaheim (SO) (J. Thornton-SO winner)  
 Jan. 13, 2008 4-3 win at Anaheim (F. Beauchemin-GW goal)

## ALL-TIME SERIES SUMMARY

Season	Series Results	GF	GA	SF	SA	Power Play	Penalty Killing
1993-94	0-6-0 (0-3-0 in ANA)	9 (1.5)	22 (3.6)	155 (25.8)	137 (22.8)	3-22 (13.6)	24-28 (85.7)
1994-95	4-1-0 (2-1-0 in ANA)	22 (4.4)	15 (3.0)	154 (30.8)	120 (24.0)	3-20 (15.0)	17-20 (85.0)
1995-96	4-1-0 (2-1-0 in ANA)	21 (4.2)	17 (3.4)	152 (30.4)	180 (36.0)	5-22 (22.7)	22-28 (78.6)
1996-97	3-1-1 (1-1-0 in ANA)	17 (3.4)	15 (3.0)	147 (29.4)	154 (30.8)	5-31 (16.1)	20-22 (90.9)
1997-98	0-6-0 (0-3-0 in ANA)	12 (2.0)	25 (4.1)	145 (24.1)	175 (29.1)	2-28 (07.1)	21-30 (70.0)
1998-99	3-1-2 (1-1-1 in ANA)	15 (2.5)	12 (2.0)	189 (31.5)	174 (29.0)	10-38 (26.3)	31-34 (91.2)
1999-00	4-1-1-0 (2-0-1-0 in ANA)	21 (3.5)	15 (2.5)	187 (31.2)	156 (26.0)	7-30 (23.3)	17-22 (77.3)
2000-01	1-3-0-1 (1-1-0-0 in ANA)	9 (1.8)	17 (3.4)	119 (23.8)	148 (29.6)	6-23 (26.1)	22-25 (88.0)
2001-02	1-4-0-0 (0-3-0-0 in ANA)	9 (1.8)	17 (3.4)	147 (29.4)	132 (26.4)	3-27 (11.1)	20-22 (90.9)
2002-03	3-2-0-0 (1-1-0-0 in ANA)	14 (2.8)	15 (3.0)	126 (25.2)	133(26.6)	4-20 (20.0)	15-19 (78.9)
2003-04	2-4-0-0 (1-2-0-0 in ANA)	9 (1.5)	12 (2.0)	135 (22.5)	171 (28.5)	2-23 (08.7)	22-24 (91.7)
2005-06	4-3-1 (2-1-1 in ANA)	23 (2.9)	25 (3.1)	246 (30.8)	251 (31.4)	8-49 (16.3)	40-50 (80.0)
2006-07	5-2-1 (2-1-1 in ANA)	29 (3.6)	20 (2.5)	246 (30.8)	244 (30.5)	7-32 (21.9)	32-39 (82.1)
2007-08	5-2-1 (2-1-1 in ANA)	19 (2.4)	15 (1.9)	192 (24.0)	238 (29.8)	3-27 (11.1)	36-41 (87.8)
<b>Totals</b>	<b>39-37-8 (17-20-5 in ANA)</b>	<b>229 (2.7)</b>	<b>242 (2.9)</b>	<b>2372 (28.2)</b>	<b>2423 (28.8)</b>	<b>68-395 (17.2)</b>	<b>337-403 (83.6)</b>

## ALL-TIME SERIES FAST FACTS

	Overall	@ Anaheim	@ San Jose
<b>All-Time Series:</b>	39-37-8	17-20-5	22-17-3
<b>Current Streak:</b>	Two San Jose wins	One San Jose win	One San Jose win
<b>Last Win by Anaheim:</b>	Jan. 13, 2008 (4-3 OT)	Jan. 13, 2008 (4-3 OT)	Dec. 22, 2007 (5-2)
<b>Last Win by San Jose:</b>	Mar. 28, 2008 (3-1)	Mar. 28, 2008 (3-1)	Mar. 21, 2008 (2-1)
<b>Last 10 games:</b>	6-2-2	5-3-2	7-3-0
<b>Overtime Record:</b>	6-4-5	4-3-3	2-1-2
<b>Longest Winning Streak:</b>	Five games Jan. 30, 2003 - Dec. 10, 2003	Three games Dec. 21, 2003 - Nov. 4, 2005	Six games Dec. 26, 2006 - Dec. 22, 2007
<b>Longest Losing Streak:</b>	Six games, two times Last: Nov. 10, 1997 - Apr. 9, 1998	Five games Apr. 8, 2001 - Nov. 3, 2002	Three games, three times Last: Nov. 13, 2003 - Nov. 20, 2005
<b>Last Shutout by Anaheim:</b>	Dec. 18, 2007 (2-0)	Nov. 21, 2006 (5-0)	Dec. 18, 2007 (2-0)
<b>Last Shutout by San Jose:</b>	Nov. 13, 2003 (2-0)	Mar. 6, 1994 (6-0)	Nov. 13, 2003 (2-0)
<b>Biggest Anaheim win:</b>	Nov. 21, 2006 (5-0)	Nov. 21, 2006 (5-0)	Five wins by three goals
<b>Biggest San Jose win:</b>	Mar. 6, 1994 (6-0)	Mar. 6, 1994 (6-0)	Seven wins by three goals





**ANDY MURRAY**



**PAUL KARIYA**

Scottrade Center  
1401 Clark Avenue  
St. Louis, MO 63103  
TEL: (314) 622-2500  
FAX: (314) 622-2582  
www.stlouisblues.com



Founded: 1967-68  
Home Ice: Scottrade Center (19,150, 1994)  
Stanley Cup Titles: None  
Television: CW11 & FSN Midwest  
Radio: KMOX (1120 AM)  
Colors: Navy, Blue, Yellow and White

## DIRECTORY

Senior Vice President and General Manager ..... Larry Pleau  
Head Coach ..... Andy Murray  
Assistant Coach ..... Brad Shaw  
Assistant Coach ..... Rick Wamsley  
Assistant Coach ..... Ray Bennett  
Vice President, Public Relations ..... Mike Caruso

## 2007-08 BLUES LEADERS

Goals ..... Brad Boyes ..... 43  
Assists ..... Paul Kariya ..... 49  
Points ..... Boyes & Kariya ..... 65  
Shots ..... Kariya ..... 223  
GAA ..... Manny Legace ..... 2.41  
Wins ..... Legace ..... 27  
Losses ..... Legace ..... 25  
Shutouts ..... Legace ..... 5  
Save % ..... Legace ..... 911

**2007-08 Record:** 33-36-13, 79 points, 5th in the Central Division; 14th in the Western Conference  
**2008 Playoffs:** Did not qualify  
**Anaheim's All-Time Leading Scorer vs. St. Louis:** Paul Kariya, 14-19=33 points in 29 games; Teemu Selanne, 15-18=33 points in 29 games  
**St. Louis' All-Time Leading Scorer vs. Anaheim:** Al MacInnis 10-20=30 points in 31 games  
**Last Trade Between Anaheim and St. Louis:** Anaheim acquired center Doug Weight, left wing Michal Birner and a seventh-round pick in the 2008 NHL Entry Draft from St. Louis in exchange for center Andy McDonald (Dec. 14, 2007)

## 2007-08 SERIES SUMMARY: 2-1-1

At Anaheim			Goaltenders	GW Goal	Attn.
Feb. 22, 2008	St. Louis-1	Anaheim-2 (OT)	Giguere/Legace	S. Pahlsson	17,174
Mar. 15, 2008	St. Louis-2	Anaheim-5	Giguere/Legace	R. Niedermayer	17,174

At St. Louis			Goaltenders	GW Goal	Attn.
Oct. 23, 2007	Anaheim-2	St. Louis-4	Giguere/Legace	B. Boyes	14,764
Feb. 1, 2008	Anaheim-0	St. Louis-1 (SO)	Giguere/Legace	A. McDonald	19,150

TOTALS Opp.	Scoring by Period					Shots by Period				Power Plays	Penalties/ Minutes	Goalie (Saves - Shots)		
	1	2	3	OT	SO	F	1	2	3				OT	Tot.
ANAHEIM	1	3	4	1	0	9	40	37	28	4	109	1-17	23-64	Giguere (103-109)
St. Louis	0	4	3	0	1	8	32	37	40	1	110	2-13	27-72	Legace (99-108)

## ALL-TIME SERIES NOTES

### Hat Tricks

Teemu Selanne - Mar. 17, 1996 at St. Louis (3-0-3)  
 Garry Valk - Mar. 22, 1996 at St. Louis (3-0-3)  
 Pavol Demitra - Feb. 12, 2000 at St. Louis (3-0-3)  
 Michal Handzus - Dec. 23, 2000 at St. Louis (3-0-3)

### Overtime Games

Dec. 12, 1993 2-1 win at Anaheim (J. Skalde-GW goal)  
 Mar. 14, 1997 4-4 tie at Anaheim (J. Murphy-GT goal)  
 Dec. 27, 1997 5-5 tie at St. Louis (J. Campbell-GT goal)  
 Oct. 31, 1998 2-2 tie at St. Louis (A. MacInnis-GT goal)  
 Mar. 11, 2000 1-1 tie at St. Louis (F. Olausson-GT goal)  
 Mar. 20, 2003 3-2 loss at St. Louis (P. Demitra-GW goal)  
 Nov. 4, 2003 2-1 loss at St. Louis (K. Tkachuck-GW goal)

### Penalty Shots

None  
 Mar. 25, 2004 1-1 tie at Anaheim (M. Skoula-GT goal)  
 Dec. 31, 2005 5-4 win at St. Louis (SO) (C. Kunitz-SO winner)  
 Oct. 30, 2006 6-5 win at St. Louis (SO) (R. Getzlaf-SO winner)  
 Mar. 31, 2007 3-2 win at St. Louis (A. McDonald-GW goal)  
 Feb. 1, 2008 1-0 loss at St. Louis (SO) (A. McDonald-SO winner)  
 Feb. 22, 2008 2-1 win at Anaheim (S. Pahlsson-GW goal)

## ALL-TIME SERIES SUMMARY

Season	Series Results	GF	GA	SF	SA	Power Play	Penalty Killing
1993-94	2-2-0 (1-1-0 in ANA)	10 (2.5)	11 (2.8)	154 (38.5)	151 (37.8)	1-17 (05.9)	17-20 (85.0)
1994-95	0-4-0 (0-2-0 in ANA)	10 (2.5)	22 (5.5)	103 (25.8)	131 (32.8)	5-16 (31.3)	8-13 (61.5)
1995-96	3-1-0 (2-0-0 in ANA)	16 (4.0)	6 (1.5)	110 (27.5)	138 (34.5)	6-26 (23.1)	23-26 (88.5)
1996-97	1-2-1 (0-1-1 in ANA)	12 (3.0)	12 (3.0)	94 (23.5)	135 (33.8)	4-13 (30.8)	13-16 (81.3)
1997-98	1-2-1 (0-2-0 in ANA)	12 (3.0)	16 (4.0)	98 (24.5)	104 (26.0)	5-19 (26.3)	14-15 (93.3)
1998-99	1-2-1 (0-2-0 in ANA)	8 (2.0)	11 (2.8)	107 (26.8)	131 (32.8)	2-18 (11.1)	9-12 (75.0)
1999-00	1-2-1-0 (1-1-0-0 in ANA)	9 (2.3)	12 (3.0)	111 (27.8)	126 (31.5)	3-19 (15.8)	9-12 (75.0)
2000-01	0-4-0-0 (0-2-0-0 in ANA)	5 (1.3)	15 (3.8)	90 (22.5)	151 (37.8)	3-25 (12.0)	17-23 (73.9)
2001-02	1-3-0-0 (0-2-0-0 in ANA)	7 (1.8)	9 (2.3)	76 (19.0)	89 (22.3)	1-20 (05.0)	13-13 (100)
2002-03	3-0-0-1 (2-0-0-0 in ANA)	13 (3.3)	10 (2.5)	89 (22.3)	121 (30.3)	7-17 (41.2)	13-16 (81.3)
2003-04	1-1-1-1 (1-0-1-0 in ANA)	8 (2.0)	9 (2.3)	101 (25.3)	116 (29.0)	2-12 (16.7)	6-9 (66.7)
2005-06	3-1-0 (2-0-0 in ANA)	19 (4.8)	14 (3.5)	138 (34.5)	121 (30.3)	5-24 (20.8)	22-29 (75.9)
2006-07	3-1-0 (1-1-0 in ANA)	13 (3.3)	13 (3.3)	126 (31.5)	100 (25.0)	7-19 (36.8)	19-22 (86.4)
2007-08	2-1-1 (2-0-0 in ANA)	9 (2.3)	8 (2.0)	108 (27.0)	110 (27.5)	1-17 (05.9)	11-13 (84.6)
<b>Totals</b>	<b>22-26-8 (13-15-2 in ANA)</b>	<b>151 (2.7)</b>	<b>176 (3.1)</b>	<b>1465 (26.2)</b>	<b>1724 (30.8)</b>	<b>52-262 (19.8)</b>	<b>193-239 (80.8)</b>

## ALL-TIME SERIES FAST FACTS

	Overall	@ Anaheim	@ St. Louis
<b>All-Time Series:</b>	22-26-8	13-15-2	9-11-6
<b>Current Streak:</b>	Two Anaheim wins	Two Anaheim wins	Two St. Louis wins
<b>Last Win by Anaheim:</b>	Mar. 15, 2008 (5-2)	Mar. 15, 2008 (5-2)	Mar. 31, 2007 (3-2 OT)
<b>Last Win by St. Louis:</b>	Feb. 1, 2008 (1-0 SO)	Jan. 16, 2007 (6-2)	Feb. 1, 2008 (1-0 SO)
<b>Last 10 games:</b>	7-2-1	8-1-1	4-3-3
<b>Overtime Record:</b>	5-2-6	2-0-2	2-2-4
<b>Longest Winning Streak:</b>	Three games, three times Last: Oct. 28, 2005 – Dec. 31, 2005	Three games Dec. 18, 2002 – Nov. 17, 2003	Two games Jan. 27, 1997 – Nov. 22, 1997
<b>Longest Losing Streak:</b>	Six games Jan. 24, 1994 – Oct. 27, 1995	Five games Feb. 21, 2000 – Dec. 18, 2002	Four games Feb. 20, 1994 – Oct. 27, 1995
<b>Last Shutout by Anaheim:</b>	Feb. 1, 2008 (0-1 SO)	Nov. 1, 1995 (3-0)	Feb. 1, 2008 (0-1 SO)
<b>Last Shutout by St. Louis:</b>	Feb. 1, 2008 (1-0 SO)	None	Feb. 1, 2008 (1-0 SO)
<b>Biggest Anaheim win:</b>	Mar. 22, 1996 (6-1)	Mar. 17, 1996 (5-1)	Mar. 22, 1996 (6-1)
<b>Biggest St. Louis win:</b>	Jan. 31, 1995 (7-2)	Jan. 31, 1995 (7-2)	Mar. 1, 1998 (6-2)
	Dec. 7, 1996 – Dec. 10, 1997	Dec. 11, 1996 – Dec. 10, 1997	Oct. 14, 1995 – Dec. 6, 1997
<b>Last Shutout by Anaheim:</b>	Dec. 15, 2002 (5-0)	Dec. 15, 2002 (5-0)	None
<b>Last Shutout by Pittsburgh:</b>	Dec. 10, 1997 (3-0)	None	Dec. 10, 1997 (3-0)
<b>Biggest Anaheim win:</b>	Jan. 29, 2000 (7-1)	Dec. 15, 2002 (5-0)	Jan. 29, 2000 (7-1)
<b>Biggest Pittsburgh win:</b>	Dec. 11, 1996 (7-3)	Two wins by three goals	Dec. 11, 1996 (7-3)



# TAMPA BAY LIGHTNING



**BARRY MELROSE**



**VINCENT LECAVALIER**

St. Pete Times Forum  
401 Channelside Drive  
Tampa, FL 33602  
TEL: (813) 301-6500  
FAX: (813) 301-1487  
www.tampabaylightning.com



Founded: 1992-93  
Home Ice: St. Pete Times Forum (19,758, 1996)  
Stanley Cup Titles: One (2003-04)  
Television: Sun Sports  
Radio: WDAE (620 AM)  
Colors: Black, Blue, Silver and White

## DIRECTORY

Executive Vice President of Hockey Operations..... Brian Lawton  
Head Coach..... Barry Melrose  
Assistant Coach..... Rick Tocchet  
Assistant Coach..... Wes Walz  
Assistant Coach..... Cap Raeder  
Executive Vice President of Communications..... Bill Wickett

## 2007-08 LIGHTNING LEADERS

Goals..... Vincent Lecavalier..... 40  
Assists..... Martin St. Louis..... 58  
Points..... Lecavalier..... 92  
Shots..... Lecavalier..... 318  
GAA..... Johan Holmqvist..... 3.01  
Wins..... Holmqvist..... 20  
Losses..... Holmqvist..... 16  
Shutouts..... Holmqvist..... 2  
Save %..... Karri Ramo..... 899

**2007-08 Record:** 31-42-9, 71 points, 5th in the Southeast Division; 15th in the Eastern Conference  
**2008 Playoffs:** Did not qualify  
**Anaheim's All-Time Leading Scorer vs. Tampa Bay:** Paul Kariya, 9-8=17 points in 13 games  
**Tampa Bay's All-Time Leading Scorer vs. Anaheim:** Vincent Lecavalier, 1-7=8 points in 11 games  
**Last Trade Between Anaheim and Tampa Bay:** Anaheim acquired D Jay Leach from Tampa Bay in exchange for RW Brandon Segal and a seventh-round selection in the 2008 NHL Entry Draft (Feb. 26, 2008)

## 2007-08 SERIES SUMMARY:





## ALL-TIME SERIES NOTES

### Hat Tricks

None

### Overtime Games

Mar. 3, 1996 2-2 tie at Anaheim

(J. Sacco-GT goal)

### Penalty Shots

Stan Drulica vs. Dominic Roussel – Oct. 15, 1999 (no goal)

## ALL-TIME SERIES SUMMARY

Season	Series Results	GF	GA	SF	SA	Power Play	Penalty Killing
1993-94	1-1-0 (0-1-0 in ANA)	6 (3.0)	5 (2.5)	60 (30.0)	55 (27.5)	0-13 (00.0)	8-10 (80.0)
1994-95	Did not play - NHL work stoppage						
1995-96	0-1-1 (0-0-1 in ANA)	3 (1.5)	4 (2.0)	41 (20.5)	66 (33.0)	1-12 (08.3)	7-11 (63.6)
1996-97	1-1-0 (1-0-0 in ANA)	5 (2.5)	4 (2.0)	50 (25.0)	76 (38.0)	0-6 (00.0)	4-5 (80.0)
1997-98	2-0-0 (1-0-0 in ANA)	9 (4.5)	3 (1.5)	57 (28.5)	59 (29.5)	0-9 (00.0)	6-7 (85.7)
1998-99	2-0-0 (1-0-0 in ANA)	10 (5.0)	6 (3.0)	64 (32.0)	76 (38.0)	3-9 (33.3)	10-13 (76.9)
1999-00	1-1-0-0 (0-1-0-0 in ANA)	5 (2.5)	6 (3.0)	64 (32.0)	49 (24.5)	0-4 (00.0)	4-4 (100)
2000-01	1-0-0-0 (1-0-0-0 in ANA)	3 (3.0)	1 (1.0)	27 (27.0)	26 (26.0)	1-2 (50.0)	6-6 (100)
2001-02	0-2-0-0 (0-1-0-0 in ANA)	4 (2.0)	6 (3.0)	64 (32.0)	48 (24.0)	2-7 (28.5)	7-11 (63.6)
2002-03	0-1-0-0 (0-0-0-0 in ANA)	0 (0.0)	2 (2.0)	24 (24.0)	26 (26.0)	0-1 (00.0)	4-4 (100)
2003-04	1-0-0-0 (0-0-0-0 in ANA)	2 (2.0)	0 (0.0)	25 (25.0)	31 (31.0)	0-3 (00.0)	7-7 (100)
2005-06	1-0-0 (1-0-0 in ANA)	4 (4.0)	2 (2.0)	33 (33.0)	24 (24.0)	2-7 (28.6)	6-7 (85.7)
2006-07	1-0-0 (0-0-0 in ANA)	4 (4.0)	3 (3.0)	25 (25.0)	27 (27.0)	1-2 (50.0)	5-5 (100.0)
2007-08	Did not play						
<b>Totals</b>	<b>11-7-1 (5-3-1 in ANA)</b>	<b>55 (2.9)</b>	<b>42 (2.2)</b>	<b>534 (28.1)</b>	<b>563 (29.6)</b>	<b>10-75 (13.3)</b>	<b>74-90 (82.2)</b>

## ALL-TIME SERIES FAST FACTS

	Overall	@ Anaheim	@ Tampa Bay
<b>All-Time Series:</b>	11-7-1	5-3-1	6-4-0
<b>Current Streak:</b>	Three Anaheim wins	One Anaheim win	Two Anaheim wins
<b>Last Win by Anaheim:</b>	Dec. 9, 2006 (4-3)	Dec. 14, 2005 (4-2)	Dec. 9, 2006 (4-3)
<b>Last Win by Tampa Bay:</b>	Feb. 25, 2003 (2-0)	Oct. 14, 2001 (3-2)	Feb. 25, 2003 (2-0)
<b>Last 10 games:</b>	6-4-0	5-3-1	6-4-0
<b>Overtime Record:</b>	0-0-1	0-0-1	None
<b>Longest Winning Streak:</b>	Five games Nov. 5, 1997 – Oct. 15, 1999	Three games Dec. 4, 1996 – Oct. 28, 1998	Three games Jan. 3, 1998 – Oct. 15, 1999
<b>Longest Losing Streak:</b>	Three games Oct. 14, 2001 – Feb. 25, 2003	One game, three times Last: Oct. 14, 2001	Two games, two times Nov. 20, 2001 - Feb. 25, 2003
<b>Last Shutout by Anaheim:</b>	Dec. 29, 2003 (2-0)	None	Dec. 29, 2003 (2-0)
<b>Last Shutout by Tampa Bay:</b>	Feb. 25, 2003 (2-0)	None	Feb. 25, 2003 (2-0)
<b>Biggest Anaheim win:</b>	Three wins by three goals	Nov. 5, 1997 (5-2)	Two wins by three goals
<b>Biggest Tampa Bay win:</b>	Two wins by two goals	Dec. 1, 1999 (4-2)	Two wins by two goals



Vincent Lecavalier

# TORONTO MAPLE LEAFS



**RON WILSON**

Air Canada Centre  
40 Bay Street, Suite 400  
Toronto, Ontario M5J 2X2  
TEL: (416) 815-5700  
FAX: (416) 359-9331  
www.torontomapleleafs.com



Founded: 1926-27  
Home Ice: Air Canada Centre (18,819, 1999)  
Stanley Cup Titles: 11 (1931-32, 1941-42, 1944-45, 1946-47, 1947-48, 1948-49, 1950-51, 1961-62, 1962-63, 1963-64 and 1966-67)  
Television: Rogers Sportsnet, TSN & Leafs TV  
Radio: CFMJ (640 AM)  
Colors: Blue and White



**NIK ANTROPOV**

## DIRECTORY

General Manager ..... Cliff Fletcher  
Head Coach ..... Ron Wilson  
Assistant Coach ..... Keith Acton  
Assistant Coach ..... Tim Hunter  
Assistant Coach ..... Rob Zettler  
Director, Media Relations ..... Pat Park

## 2007-08 MAPLE LEAFS LEADERS

Goals ..... Mats Sundin ..... 32  
Assists ..... Sundin ..... 46  
Points ..... Sundin ..... 78  
Shots ..... Jason Blake ..... 332  
GAA ..... Vesa Toskala ..... 2.74  
Wins ..... Toskala ..... 33  
Losses ..... Toskala ..... 25  
Shutouts ..... Toskala ..... 3  
Save % ..... Toskala ..... 90.4

**2007-08 Record:** 36-35-11, 83 points, 5th in the Northeast Division; 12th in the Eastern Conference  
**2008 Playoffs:** Did not qualify  
**Anaheim's All-Time Leading Scorer vs. Toronto:** Paul Kariya, 10-10=20 points in 17 games  
**Toronto's All-Time Leading Scorer vs. Anaheim:** Mats Sundin, 14-16=30 points in 24 games  
**Last Trade Between Anaheim and Toronto:** Anaheim acquired the rights to RW Jonathan Hedstrom from Toronto in exchange for sixth and seventh-round selections in the 2000 NHL Entry Draft (Jun. 25, 2000)

## 2007-08 SERIES SUMMARY: 1-0-0

**At Anaheim**  
Jan. 9, 2008 Toronto-0 Anaheim-5  
**Goaltenders** Giguere/Toskala  
**GW Goal** T. Bertuzzi  
**Attn.** 17,174

TOTALS Opp.	Scoring by Period				Shots by Period				Power Plays	Penalties/ Minutes	Goalie (Saves - Shots)
	1	2	3	OT F	1	2	3	OT Tot.			
ANAHEIM	2	0	3	- 5	5	8	11	- 24	2-4	8-22	Giguere (28-28)
Toronto	0	0	0	- 0	10	9	9	- 28	0-6	7-28	Toskala (19-24)

## ALL-TIME SERIES NOTES

### Hat Tricks

None

### Overtime Games

Jan. 18, 1994	3-3 tie at Toronto	(D. Mironov-GT goal)
Mar. 17, 1995	3-3 tie at Anaheim	(B. Corkum-GT goal)
Dec. 2, 1995	4-4 tie at Toronto	(M. Sundin-GT goal)
Dec. 17, 1995	3-2 loss at Anaheim	(D. Andreychuk-GW goal)
Oct. 28, 1997	2-2 tie at Toronto	(T. Selanne-GT goal)
Dec. 2, 1997	3-3 tie at Toronto	(R. Salei-GT goal)

### Penalty Shots

None

## ALL-TIME SERIES SUMMARY

Season	Series Results	GF	GA	SF	SA	Power Play	Penalty Killing
1993-94	2-1-1 (1-1-0 in ANA)	10 (2.5)	8 (2.0)	105 (26.3)	120 (30.0)	3-15 (20.0)	22-24 (91.6)
1994-95	1-2-1 (1-0-1 in ANA)	12 (3.0)	10 (2.5)	124 (31.0)	148 (37.3)	4-15 (26.6)	12-15 (80.0)
1995-96	0-3-1 (0-2-0 in ANA)	10 (2.5)	15 (3.8)	119 (29.8)	136 (34.0)	2-21 (9.5)	15-16 (93.8)
1996-97	2-2-0 (2-0-0 in ANA)	11 (2.8)	12 (3.0)	128 (32.0)	131 (32.8)	4-19 (21.0)	15-16 (93.8)
1997-98	0-2-2 (0-2-0 in ANA)	8 (2.0)	14 (3.5)	109 (27.3)	113 (28.3)	0-19 (00.0)	10-11 (90.9)
1998-99	0-1-0 (0-0-0 in ANA)	1 (1.0)	4 (4.0)	31 (31.0)	39 (39.0)	0-3 (00.0)	3-3 (100)
1999-00	1-0-0-0 (0-0-0-0 in ANA)	2 (2.0)	0 (0.0)	24 (24.0)	19 (19.0)	0-3 (00.0)	2-2 (100)
2000-01	0-1-0-0 (0-0-0-0 in ANA)	2 (2.0)	3 (3.0)	22 (22.0)	29 (29.0)	1-4 (25.0)	7-8 (87.5)
2001-02	0-1-0-0 (0-0-0-0 in ANA)	1 (1.0)	6 (6.0)	22 (22.0)	31 (31.0)	0-5 (00.0)	5-5 (100)
2002-03	0-1-0-0 (0-0-0-0 in ANA)	2 (2.0)	5 (5.0)	23 (23.0)	19 (19.0)	0-3 (00.0)	6-6 (100)
2003-04	1-0-0-0 (1-0-0-0 in ANA)	5 (5.0)	1 (1.0)	27 (27.0)	30(30.0)	1-2 (50.0)	2-2 (100)
2005-06	0-1-0 (0-0-0 in ANA)	2 (2.0)	3 (3.0)	29 (29.0)	27 (27.0)	0-8 (00.0)	4-6 (66.7)
2006-07	Did Not Play						
2007-08	1-0-0 (1-0-0 in ANA)	5 (5.0)	0 (0.0)	24 (24.0)	28 (28.0)	2-4 (50.0)	6-6 (100.0)
<b>Totals</b>	<b>8-15-5 (6-5-1 in ANA)</b>	<b>71 (2.5)</b>	<b>81 (2.9)</b>	<b>787 (28.1)</b>	<b>870 (31.1)</b>	<b>17-121 (14.0)</b>	<b>109-120 (90.8)</b>

## ALL-TIME SERIES FAST FACTS

	Overall	@ Anaheim	@ Toronto
<b>All-Time Series:</b>	8-15-5	6-5-1	2-10-4
<b>Current Streak:</b>	One Anaheim win	Two Anaheim wins	Three Toronto wins
<b>Last Win by Anaheim:</b>	Jan. 9, 2008 (5-0)	Jan. 9, 2008 (5-0)	Nov. 9, 1999 (2-0)
<b>Last Win by Toronto:</b>	Dec. 12, 2005 (3-2)	Mar. 11, 1998 (3-1)	Dec. 12, 2005 (3-2)
<b>Last 10 games:</b>	2-7-1	5-4-1	1-7-2
<b>Overtime Record:</b>	0-1-5	0-1-1	0-0-4
<b>Longest Winning Streak:</b>	One game, eight times Last: Jan. 9, 2008	Two games, two times Nov. 12, 2003 - present	One game, two times Nov. 9, 1999
<b>Longest Losing Streak:</b>	Three games, three times Last: Mar. 14, 2001 - Oct. 28, 2002	Two games, two times Last: Dec. 17, 1997 - Mar. 11, 1998	Three games, two times Last: Mar. 14, 2001 - present
<b>Last Shutout by Anaheim:</b>	Jan. 9, 2008 (5-0)	Jan. 9, 2008 (5-0)	Nov. 9, 1999 (2-0)
<b>Last Shutout by Toronto:</b>	None	None	None
<b>Biggest Anaheim win:</b>	Two wins by five goals	Two wins by five goals	Nov. 9, 1999 (2-0)
<b>Biggest Toronto win:</b>	Oct. 8, 2001 (6-1)	Two wins by three goals	Oct. 8, 2001 (6-1)



# VANCOUVER CANTUCKS



**ALAIN VIGNEAULT**



**ROBERTO LUONGO**

General Motors Place  
800 Griffiths Way  
Vancouver, British Columbia V6B 6G1  
TEL: (604) 899-4600  
FAX: (604) 899-4640  
www.canucks.com



Founded: 1970-71  
Home Ice: General Motors Place (18,630, 1995)  
Stanley Cup Titles: None  
Television: Rogers SportsNet  
Radio: Team (1040 AM)  
Colors: Blue, White and Green

## DIRECTORY

General Manager ..... Mike Gillis  
Head Coach ..... Alain Vigneault  
Associate Coach ..... Rick Bowness  
Assistant Coach ..... Ryan Walter  
Assistant Coach ..... Darryl Williams  
Director, Media Relations & Team Operations ..... T.C. Carling

## 2007-08 CANTUCKS LEADERS

Goals ..... Daniel Sedin ..... 29  
Assists ..... Henrik Sedin ..... 61  
Points ..... H. Sedin ..... 76  
Shots ..... D. Sedin ..... 247  
GAA ..... Roberto Luongo ..... 2.38  
Wins ..... Luongo ..... 35  
Losses ..... Luongo ..... 29  
Shutouts ..... Luongo ..... 6  
Save % ..... Luongo ..... .917

**2007-08 Record:** 39-33-10, 88 points, 5th in the Northwest Division; 11th in the Western Conference  
**2008 Playoffs:** Did not qualify  
**Anaheim's All-Time Leading Scorer vs. Vancouver:** Teemu Selanne, 19-21=40 points in 29 games  
**Vancouver's All-Time Leading Scorer vs. Anaheim:** Markus Naslund, 19-27=46 points in 46 games  
**Last Trade Between Anaheim and Vancouver:** Anaheim acquired LW Jason King and a conditional third-round draft choice in the 2009 NHL Entry Draft from Vancouver in exchange for RW Ryan Shannon (Jun. 23, 2007)

## 2007-08 SERIES SUMMARY: 1-3-0

### At Anaheim

Dec. 12, 2007 Vancouver 3 Anaheim-2  
Mar. 12, 2008 Vancouver-1 Anaheim-4

### At Vancouver

Nov. 27, 2007 Anaheim-0 Vancouver-4  
Dec. 30, 2007 Anaheim-1 Vancouver-2

### Goaltenders

Giguere/Sanford  
Giguere/Luongo (Curtis)

### Goaltenders

Giguere (Hiller)/Luongo  
Hiller/Luongo

### GW Goal

J. Jaffray 17,174  
T. Moen 17,174

### GW Goal

M. Naslund 18,630  
M. Cooke 18,630

### Attn.

TOTALS	Scoring by Period					Shots by Period					Power Plays	Penalties/ Minutes	Goalie (Saves - Shots)
	1	2	3	OT	F	1	2	3	OT	Tot.			
ANAHEIM	3	2	2	-	7	38	35	41	-	114	1-9	34-90	Giguere (40-47) Hiller (56-59)
Vancouver	4	5	1	-	10	34	47	25	-	106	0-0	21-56	Luongo (62-67) Sanford (33-35) Curtis (12-12)

## ALL-TIME SERIES NOTES

### Hat Tricks

Pavel Bure - Apr. 11, 1995 at Vancouver (3-0-3)  
 Alexander Mogilyny - Dec. 22, 1995 at Anaheim (3-1-4)  
 Andrew Cassels - Nov. 8, 2000 at Anaheim (3-0-3)

### Penalty Shots

Paul Kariya vs. Corey Hirsch - Feb. 20, 1999 at Vancouver (goal)  
 Dan Bylsma vs. Dan Cloutier - Dec. 12, 2001 at Anaheim (no goal)  
 Daniel Sedin vs. J.S. Giguere - Jan. 17, 2004 at Vancouver (no goal)  
 Trevor Linden vs. Ilya Bryzgalov - Nov. 20, 2005 at Anaheim (goal)

### Overtime Games

Feb. 17, 1995 2-2 tie at Anaheim (D. Williams-GT goal)  
 Jan. 24, 1996 2-1 win at Vancouver (A. Hicks-GW goal)  
 Nov. 14, 1997 3-3 tie at Anaheim (B. Noonan-GT goal)  
 Dec. 9, 1998 4-4 tie at Anaheim (B. Hedican-GT goal)  
 Mar. 10, 1999 4-4 tie at Anaheim (H. York-GT goal)  
 Dec. 8, 1999 2-2 tie at Anaheim (S. Rucchin-GT goal)

Feb. 23, 2000 4-4 tie at Anaheim (L. Kohn-GT goal)  
 Mar. 30, 2001 2-2 tie at Vancouver (E. Jovanovski-GT goal)  
 Dec. 12, 2001 1-0 loss at Anaheim (E. Jovanovski-GW goal)  
 Oct. 18, 2002 2-2 tie at Anaheim (T. Bertuzzi-GT goal)  
 Oct. 24, 2002 2-2 tie at Vancouver (P. Kariya-GT goal)  
 Feb. 20, 2007 3-2 loss at Anaheim (D. Sedin-GW goal)

## ALL-TIME SERIES SUMMARY

Season	Series Results	GF	GA	SF	SA	Power Play	Penalty Killing
1993-94	3-3-0 (1-2-0 in ANA)	18 (3.0)	13 (2.2)	173 (28.3)	186 (31.0)	3-25 (12.0)	19-22 (86.4)
1994-95	0-4-1 (0-1-1 in ANA)	7 (1.4)	21 (4.2)	142 (28.4)	174 (34.8)	0-26 (00.0)	14-21 (66.6)
1995-96	2-3-0 (1-2-0 in ANA)	10 (2.0)	17 (3.4)	154 (30.8)	149 (29.8)	1-22 (04.5)	15-16 (93.8)
1996-97	2-4-0 (1-2-0 in ANA)	17 (2.8)	24 (4.0)	180 (30.0)	205 (34.2)	8-33 (24.2)	19-24 (79.2)
1997-98	2-2-1 (1-0-1 in ANA)	13 (2.6)	15 (3.0)	151 (30.2)	134 (26.8)	3-23 (13.0)	24-30 (80.0)
1998-99	1-1-2 (0-0-2 in ANA)	15 (3.8)	14 (3.5)	127 (31.8)	120 (30.0)	7-19 (36.8)	15-18 (83.3)
1999-00	0-2-2-0 (0-0-2-0 in ANA)	8 (2.0)	17 (4.3)	104 (26.0)	101 (25.3)	6-16 (37.5)	8-10 (80.0)
2000-01	1-2-1-0 (1-1-0-0 in ANA)	7 (1.8)	14 (3.5)	109 (27.3)	132 (33.0)	4-23 (17.4)	11-15 (73.3)
2001-02	1-2-0-1 (1-0-0-1 in ANA)	6 (1.5)	9 (2.3)	91 (22.8)	130 (32.5)	1-16 (06.3)	20-23 (86.9)
2002-03	1-1-2-0 (1-0-1-0 in ANA)	10 (2.5)	12 (3.0)	89 (22.3)	129 (32.3)	4-15 (26.7)	21-23 (91.3)
2003-04	2-2-0-0 (0-2-0-0 in ANA)	7 (2.0)	9 (2.3)	133 (33.3)	128 (32.0)	0-8 (00.0)	12-12 (100)
2005-06	3-1-0 (1-1-0 in ANA)	15 (3.8)	8 (2.0)	111 (27.8)	127 (31.8)	6-24 (25.0)	24-27 (88.9)
2006-07	3-0-1 (1-0-1 in ANA)	14 (3.5)	6 (1.5)	121 (30.3)	101 (25.3)	4-25 (16.0)	16-18 (88.9)
2007-08	1-3-0 (1-1-0 in ANA)	7 (1.8)	10 (2.5)	116 (29.0)	106 (26.5)	1-9 (11.1)	19-23 (82.6)
<b>Totals</b>	<b>22-30-11 (10-12-9 in ANA)</b>	<b>154 (2.4)</b>	<b>177 (2.8)</b>	<b>1801 (28.6)</b>	<b>1922 (30.5)</b>	<b>48-284 (16.9)</b>	<b>237-282 (84.0)</b>

## ALL-TIME SERIES FAST FACTS

	Overall	@ Anaheim	@ Vancouver
<b>All-Time Series:</b>	22-30-11	10-12-9	12-18-2
<b>Current Streak:</b>	One Anaheim win	One Anaheim win	Two Vancouver wins
<b>Last Win by Anaheim:</b>	Mar. 12, 2008 (4-1)	Mar. 12, 2008 (4-1)	Nov. 30, 2006 (2-1)
<b>Last Win by Vancouver:</b>	Dec. 30, 2007 (2-1)	Dec. 12, 2007 (3-2)	Dec. 30, 2007 (2-1)
<b>Last 10 games:</b>	6-3-1	4-4-2	6-3-1
<b>Overtime Record:</b>	1-2-9	0-2-7	1-0-2
<b>Longest Winning Streak:</b>	Three games	Two games	Six games
	Feb. 10, 2006 - Apr. 10, 2006	Feb. 23, 1997 - Oct. 4, 1997	Jan. 17, 2004 - Nov. 30, 2006
<b>Longest Losing Streak:</b>	Six games	Three games	Three games, three times
	Mar. 11, 1995 - Dec. 22, 1995	Apr. 15, 1995 - Dec. 22, 1995	Last: Mar. 2, 2000 - Nov. 28, 2000
<b>Last Shutout by Anaheim:</b>	Nov. 9, 2006 (6-0)	Apr. 8, 1996 (2-0)	Nov. 9, 2006 (6-0)
<b>Last Shutout by Vancouver:</b>	Nov. 27, 2007 (4-0)	Dec. 12, 2001 (1-0)	Nov. 27, 2007 (4-0)
<b>Biggest Anaheim win:</b>	Nov. 9, 2006 (6-0)	Apr. 2, 2006 (6-2)	Nov. 9, 2006 (6-0)
<b>Biggest Vancouver win:</b>	Mar. 24, 2000 (8-1)	Four wins by five goals	Mar. 24, 2000 (8-1)



# WASHINGTON CAPITALS



**BRUCE BOUDREAU**

Verizon Center  
601 F Street, NW  
Washington, DC 20004  
TEL: (202) 266-2200  
FAX: (202) 266-2360  
www.washingtoncaps.com



Founded: 1974-75  
Home Ice: Verizon Center (18,277, 1997)  
Stanley Cup Titles: None  
Television: Comcast SportsNet  
Radio: WWWT (1500 AM & 107.7 FM) & WWWB (820 AM)  
Colors: Red, White and Blue



**ALEX OVECHKIN**

## DIRECTORY

Vice President and General Manager.....George McPhee  
Head Coach.....Bruce Boudreau  
Assistant Coach.....Jay Leach  
Assistant Coach.....Dean Evason  
Goaltending Coach.....Dave Prior  
Vice President of Communications, COO.....Kurt Kehl

## 2007-08 CAPITALS LEADERS

Goals.....Alex Ovechkin.....65  
Assists.....Nicklas Backstrom.....55  
Points.....Ovechkin.....112  
Shots.....Ovechkin.....446  
GAA.....Olaf Kolzig.....2.91  
Wins.....Kolzig.....25  
Losses.....Kolzig.....21  
Shutouts.....Cristobal Huet.....2  
Save %.....Kolzig......892

**2007-08 Record:** 43-31-8, 70 points, 1st in the Southeast Division; 3rd in the Eastern Conference  
**2008 Playoffs:** Lost to Philadelphia, 4-3  
**Anaheim's All-Time Leading Scorer vs. Washington:** Paul Kariya, 8-13=21 points in 15 games  
**Washington's All-Time Leading Scorer vs. Anaheim:** Peter Bondra, 9-4=13 points in 18 games  
**Last Trade Between Anaheim and Washington:** Anaheim acquired C Brian Sutherby from Washington in exchange for a second-round selection in the 2009 NHL Entry Draft (Nov. 19, 2007)

## 2007-08 SERIES SUMMARY:





## ALL-TIME SERIES NOTES

### Hat Tricks

Peter Bondra - Dec. 13, 1996 at Anaheim (3-0-3)

Alex Ovechkin - Jan. 13, 2006 at Anaheim (3-0-3)

### Overtime Games

Nov. 29, 1995 2-2 tie at Anaheim (P. Bondra-GT goal)

Jan. 13, 2006 3-2 loss at Anaheim (A. Ovechkin-GW goal)

### Penalty Shots

Peter Bondra vs. Mikhail Shtalenkov - Dec. 13, 1996 at Washington (no goal)

## ALL-TIME SERIES SUMMARY

Season	Series Results	GF	GA	SF	SA	Power Play	Penalty Killing
1993-94	0-2-0 (0-1-0 in ANA)	2 (1.0)	8 (4.0)	53 (26.5)	65 (32.5)	0-7 (00.0)	4-5 (80.0)
1994-95	Did not play - NHL work stoppage						
1995-96	1-0-1 (0-0-1 in ANA)	4 (2.0)	3 (1.5)	41 (20.5)	73 (36.5)	0-9 (00.0)	8-9 (88.8)
1996-97	2-0-0 (1-0-0 in ANA)	9 (4.5)	5 (2.5)	59 (29.5)	62 (31.0)	2-10 (20.0)	7-8 (87.5)
1997-98	1-1-0 (1-0-0 in ANA)	8 (4.0)	7 (3.5)	73 (36.5)	57 (28.5)	2-7 (28.6)	5-8 (62.5)
1998-99	1-1-0 (1-0-0 in ANA)	1 (0.5)	1 (0.5)	53 (26.5)	65 (32.5)	1-10 (10.0)	7-8 (87.5)
1999-00	2-0-0-0 (1-0-0-0 in ANA)	12 (6.0)	3 (1.5)	51 (25.5)	59 (29.5)	0-6 (00.0)	4-5 (80.0)
2000-01	1-1-0-0 (0-1-0-0 in ANA)	5 (2.5)	4 (2.0)	51 (25.5)	59 (29.5)	0-6 (00.0)	8-9 (88.9)
2001-02	1-1-0-0 (1-0-0-0 in ANA)	3 (1.5)	5 (2.5)	57 (28.5)	61 (30.5)	1-10 (10.0)	9-11 (81.8)
2002-03	1-0-0-0 (1-0-0-0 in ANA)	3 (3.0)	0 (0.0)	30 (30.0)	26 (26.0)	1-5 (20.0)	7-7 (100)
2003-04	1-0-0-0 (0-0-0-0 in ANA)	4 (4.0)	2 (2.0)	31 (31.0)	25 (25.0)	1-1 (100)	6-7 (85.7)
2005-06	0-0-1 (0-0-1 in ANA)	2 (2.0)	3 (3.0)	34 (34.0)	26 (26.0)	0-3 (00.0)	2-2 (100)
2006-07	1-0-0 (0-0-0 in ANA)	6 (6.0)	1 (1.0)	34 (34.0)	27 (27.0)	0-3 (00.0)	6-7 (85.7)
2007-08	Did not play						
<b>Totals</b>	<b>12-6-2 (6-2-2 in ANA)</b>	<b>59 (3.0)</b>	<b>42 (2.1)</b>	<b>567 (28.4)</b>	<b>605 (30.3)</b>	<b>8-77 (10.4)</b>	<b>73-86 (84.9)</b>

## ALL-TIME SERIES FAST FACTS

	Overall	@ Anaheim	@ Washington
<b>All-Time Series:</b>	12-6-2	6-2-2	6-4-0
<b>Current Streak:</b>	One Anaheim win	One Washington win	Two Anaheim wins
<b>Last Win by Anaheim:</b>	Dec. 8, 2006 (6-1)	Dec. 11, 2002 (3-0)	Dec. 8, 2006 (6-1)
<b>Last Win by Washington:</b>	Jan. 13, 2006 (3-2 OT)	Jan. 13, 2006 (3-2 OT)	Nov. 17, 2001 (4-1)
<b>Last 10 games:</b>	7-2-1	6-2-2	6-4-0
<b>Overtime Record:</b>	0-1-1	0-1-0	0-0-1
<b>Longest Winning Streak:</b>	Four games Mar. 19, 1996 - Dec. 12, 1997	Four games Dec. 13, 1996 - Oct. 19, 1999	Two games, three times Last: Jan. 13, 2005 - present
<b>Longest Losing Streak:</b>	Two games Oct. 29, 1993 - Dec. 30, 1993	One game, three times Last: Jan. 13, 1006	Two games Jan. 1, 1998 - Oct. 10, 1998
<b>Last Shutout by Anaheim:</b>	Dec. 11, 2002 (3-0)	Dec. 11, 2002 (3-0)	Mar. 13, 2001 (2-0)
<b>Last Shutout by Washington:</b>	Oct. 10, 1998 (1-0)	Dec. 30, 1993 (3-0)	Oct. 10, 1998 (1-0)
<b>Biggest Anaheim win:</b>	Oct. 19, 1999 (7-1)	Two wins by three goals Dec. 30, 1993 (3-0)	Oct. 19, 1999 (7-1)
<b>Biggest Washington win:</b>	Two wins by three goals		Oct. 29, 1993 (5-2)



Alex Ovechkin

# NATIONAL HOCKEY LEAGUE

## NEW YORK

1185 Avenue of the Americas, New York, NY 10036  
212-789-2000, Fax: 212-789-2020, PR Fax: 212-789-2080

## MONTREAL

1800 McGill College Avenue, Suite 2600, Montréal, Québec, H3A 3J6  
514-841-9220, Fax: 514-841-1070

## TORONTO

50 Bay Street, 11th Floor, Toronto, Ontario, M5J 2X8  
416-359-7900, Fax: 416-981-2779, PR Fax: 416-981-2769



## EXECUTIVE

Commissioner..... Gary B. Bettman  
Deputy Commissioner..... William Daly  
Chief Operating Officer ..... John Collins  
Senior Executive Vice President of Hockey Operations ..... Colin Campbell

## COMMUNICATIONS

Senior Vice President, Public Relations (Toronto)..... Gary Meagher  
Senior Vice President, Communications..... Bernadette Mansour  
Group Vice President, Media Relations ..... Frank Brown  
Vice President, Public Relations & Player Development..... Jamey Horan  
Vice President, Community and Diversity Programming..... Ken Martin  
Statistician and Information Officer (Toronto)..... Benny Ercolani



The NHL Winter Classic between the Buffalo Sabres and Pittsburgh Penguins at Ralph Wilson Stadium on Jan. 1, 2008.

# 2008-09 NHL ON-ICE OFFICIALS

## REFEREES

NAME	SWEATER #	NAME	SWEATER #	NAME	SWEATER #
Auger, Stephane	15	Kozari, Steve	40	O'Rourke, Dan	42
Devorski, Paul	10	LaRue, Dennis	14	Peel, Tim	20
Dwyer, Gord	19	Lee, Chris	28	Pochmara, Brian	43
Fraser, Kerry	2	Leggo, Mike	3	Pollock, Kevin	33
Furlatt, Eric	27	Marouelli, Dan	6	Rooney, Chris	5
Hasenfrazt, Mike	30	Martell, Rob	26	St. Pierre, Justin	45
Jackson, Dave	8	McCauley, Wes	4	Shick, Rob	16
Joannette, Marc	25	McCreary, Bill	7	Sutherland, Kelly	11
Kimmerly, Greg	18	Meier, Brad	34	Van Massenhoven, Don	21
Koharski, Don	12	Morton, Dean	36	Walsh, Ian	29
Kowal, Tom	32	O'Halloran, Dan	13	Watson, Brad	23

## LINESMEN

NAME	SWEATER #	NAME	SWEATER #	NAME	SWEATER #
Amell, Derek	75	Henderson, Don	91	Nowak, Tim	77
Barton, Steve	59	Heyer, Shane	55	Pare, Mark	79
Brisebois, David	96	Kovachik, Brad	71	Racicot, Pierre	65
Cameron, Lonnie	74	Lazarowich, Brad	86	Rody, Vaughan	73
Champoux, Pierre	67	Mach, Brian	78	Schachte, Dan	47
Cherrey, Scott	50	McElman, Andy	90	Seitz, Lyle	61
Cormier, Michel	76	Miller, Steve	89	Sericolo, Anthony	84
Cvik, Mike	88	Morin, Jean	97	Sharrers, Jay	57
Devorski, Greg	54	Murphy, Brian	93	Shewchyk, Mark	92
Driscoll, Scott	68	Murray, Jonny	95	Wheler, Mark	56
Galloway, Ryan	82	Nansen, Derek	70		
Gibbs, Darren	66	Nelson, Thor	80		



# 2007-08 NHL STANDINGS

## WESTERN CONFERENCE

### PACIFIC DIVISION

	GP	W	L	OT	GF	GA	PTS	
San Jose	(2)	82	49	23	10	222	193	108
<b>Anaheim</b>	(4)	<b>82</b>	<b>47</b>	<b>27</b>	<b>8</b>	<b>205</b>	<b>191</b>	<b>102</b>
Dallas	(5)	82	45	30	7	242	207	97
Phoenix	(12)	82	38	37	7	214	231	83
Los Angeles	(15)	82	32	43	7	231	266	71

### CENTRAL DIVISION

	GP	W	L	OT	GF	GA	PTS	
Detroit	(1)	82	54	21	7	257	184	115
Nashville	(8)	82	41	32	9	230	229	91
Chicago	(10)	82	40	34	8	239	235	88
Columbus	(13)	82	34	36	12	193	218	80
St. Louis	(14)	82	33	36	13	205	237	79

### NORTHWEST DIVISION

	GP	W	L	OT	GF	GA	PTS	
Minnesota	(3)	82	44	28	10	223	218	98
Colorado	(6)	82	44	31	7	231	219	95
Calgary	(7)	82	42	30	10	229	227	94
Edmonton	(9)	82	41	35	6	235	251	88
Vancouver	(11)	82	39	33	10	213	215	88

## EASTERN CONFERENCE

### NORTHEAST DIVISION

	GP	W	L	OT	GF	GA	PTS	
Montreal	(1)	82	47	25	10	262	222	104
Ottawa	(7)	82	43	31	8	261	247	94
Boston	(8)	82	41	29	12	212	222	94
Buffalo	(10)	82	39	31	12	255	242	90
Toronto	(12)	82	36	35	11	231	260	83

### ATLANTIC DIVISION

	GP	W	L	OT	GF	GA	PTS	
Pittsburgh	(2)	82	47	27	8	247	216	102
New Jersey	(4)	82	46	29	7	206	197	99
NY Rangers	(5)	82	42	27	13	213	199	97
Philadelphia	(6)	82	42	29	11	248	233	95
NY Islanders	(13)	82	35	38	9	194	243	79

### SOUTHEAST DIVISION

	GP	W	L	OT	GF	GA	PTS	
Washington	(3)	82	43	31	8	242	231	94
Carolina	(9)	82	43	33	6	252	249	92
Florida	(11)	82	38	35	9	216	226	85
Atlanta	(14)	82	34	40	8	216	272	76
Tampa Bay	(15)	82	31	42	9	223	267	71

## 2007-08 SCORING LEADERS

PLAYER	TEAM	GP	G	A	PTS	+/-	PIM	PP	SH	GW	S	PCTG
Alex Ovechkin	Washington	82	65	47	112	28	40	22	0	11	446	14.6
Evgeni Malkin	Pittsburgh	82	47	59	106	16	78	17	0	5	272	17.3
Jarome Iginla	Calgary	82	50	48	98	27	83	15	0	9	338	14.8
Pavel Datsyuk	Detroit	82	31	66	97	41	20	10	1	6	264	11.7
Joe Thornton	San Jose	82	29	67	96	18	59	11	0	5	178	16.3
Henrik Zetterberg	Detroit	75	43	49	92	30	34	16	1	7	358	12.0
Vincent Lecavalier	Tampa Bay	81	40	52	92	-17	89	10	1	7	318	12.6
Jason Spezza	Ottawa	76	34	58	92	26	66	11	0	6	210	16.2
Daniel Alfredsson	Ottawa	70	40	49	89	15	34	9	7	5	217	18.4
Ilya Kovalchuk	Atlanta	79	52	35	87	-12	52	16	2	4	283	18.4
Alex Kovalev	Montreal	82	35	49	84	18	70	17	0	5	230	15.2
Marian Gaborik	Minnesota	77	42	41	83	17	63	11	1	8	278	15.1
Mike Ribeiro	Dallas	76	27	56	83	21	46	7	0	5	107	25.2
Martin St. Louis	Tampa Bay	82	25	58	83	-23	26	10	2	5	241	10.4
Dany Heatley	Ottawa	71	41	41	82	33	76	13	0	8	224	18.3
Eric Staal	Carolina	82	38	44	82	-2	50	14	0	7	310	12.3
<b>Ryan Getzlaf</b>	<b>Anaheim</b>	<b>77</b>	<b>24</b>	<b>58</b>	<b>82</b>	<b>32</b>	<b>94</b>	<b>4</b>	<b>1</b>	<b>2</b>	<b>185</b>	<b>13.0</b>
Derek Roy	Buffalo	78	32	49	81	13	46	6	3	4	218	14.7
Jason Pominville	Buffalo	82	27	53	80	16	20	2	1	1	232	11.6
Mats Sundin	Toronto	74	32	46	78	17	76	10	1	4	259	12.4
Shane Doan	Phoenix	80	28	50	78	4	59	9	2	5	243	11.5
Marc Savard	Boston	74	15	63	78	3	66	4	0	2	196	7.7
Anze Kopitar	Los Angeles	82	32	45	77	-15	22	12	2	3	201	15.9
Henrik Sedin	Vancouver	82	15	61	76	6	56	4	1	2	141	10.6
Mike Richards	Philadelphia	73	28	47	75	14	76	8	5	6	212	13.2

## DEFENSEMEN SCORING LEADERS

PLAYER	TEAM	GP	G	A	PTS	+/-	PIM	PP	SH	GW	S	PCTG
Nicklas Lidstrom	Detroit	76	10	60	70	40	40	5	0	4	188	5.3
Sergei Gonchar	Pittsburgh	78	12	53	65	13	66	8	0	2	173	6.9
Mark Streit	Montreal	81	13	49	62	-6	28	7	0	3	165	7.9
Brian Campbell	BUF-SJ	83	8	54	62	8	20	5	0	0	142	5.6
Dion Phaneuf	Calgary	82	17	43	60	12	182	10	1	4	263	6.5
Andrei Markov	Montreal	82	16	42	58	1	63	10	1	2	145	11.0
Mike Green	Washington	82	18	38	56	6	62	8	0	4	234	7.7
Brian Rafalski	Detroit	73	13	42	55	27	34	10	0	1	175	7.4
Tomas Kaberle	Toronto	82	8	45	53	-8	22	6	0	1	155	5.2
Zdeno Chara	Boston	77	17	34	51	14	114	9	1	0	207	8.2
Ed Jovanovski	Phoenix	80	12	39	51	-13	73	8	0	2	240	5.0
Joe Corvo	OTT-CAR	74	13	35	48	17	26	6	0	3	167	7.8
Kimmo Timonen	Philadelphia	80	8	36	44	0	50	3	1	1	125	6.4
Brent Burns	Minnesota	82	15	28	43	12	80	8	0	4	158	9.5
<b>Chris Pronger</b>	<b>Anaheim</b>	<b>72</b>	<b>12</b>	<b>31</b>	<b>43</b>	<b>-1</b>	<b>128</b>	<b>8</b>	<b>0</b>	<b>4</b>	<b>182</b>	<b>6.6</b>
Marek Zidlicky	Nashville	79	5	38	43	-5	63	4	0	0	122	4.1

# 2007-08 NHL STANDINGS

## INDIVIDUAL LEADERS

### GOAL SCORING

NAME	TEAM	GP	G
Alex Ovechkin	Washington	82	65
Ilya Kovalchuk	Atlanta	79	52
Jarome Iginla	Calgary	82	50
Evgeni Malkin	Pittsburgh	82	47
Henrik Zetterberg	Detroit	75	43
Brad Boyes	St. Louis	82	43

### ASSISTS

NAME	TEAM	GP	A
Joe Thornton	San Jose	82	67
Pavel Datsyuk	Detroit	82	66
Marc Savard	Boston	74	63
Henrik Sedin	Vancouver	82	61
Nicklas Lidstrom	Detroit	76	60

### POWER PLAY GOALS

NAME	TEAM	GP	PPG
Alex Ovechkin	Washington	82	22
Thomas Vanek	Buffalo	82	19
Olli Jokinen	Florida	82	18
Alex Kovalev	Montreal	82	17
Evgeni Malkin	Pittsburgh	82	17
Richard Park	NY Islanders	82	4
Niklas Hagman	Dallas	82	4

### SHORT HAND GOALS

NAME	TEAM	GP	SHG
Daniel Alfredsson	Ottawa	70	7
Patrick Sharp	Chicago	80	7
Rene Bourque	Chicago	62	5
Mike Richards	Philadelphia	73	5
Rick Nash	Columbus	80	4

### POWER PLAY ASSISTS

NAME	TEAM	GP	PPA
Sergei Gonchar	Pittsburgh	78	38
<b>Ryan Getzlaf</b>	<b>Anaheim</b>	<b>77</b>	<b>32</b>
Alex Kovalev	Montreal	82	30
Pavel Datsyuk	Detroit	82	30
Nicklas Lidstrom	Detroit	76	29
Stu Barnes	Dallas	79	4

### SHORT HAND ASSISTS

NAME	TEAM	GP	SHA
Eric Perrin	Atlanta	81	8
Shane Doan	Phoenix	80	7
R.J. Umberger	Philadelphia	74	5
Brent Sopel	Chicago	58	4
Radek Martinek	NY Islanders	69	4

### POWER PLAY POINTS

NAME	TEAM	GP	PPP
Alex Kovalev	Montreal	82	47
Sergei Gonchar	Pittsburgh	78	46
Pavel Datsyuk	Detroit	82	40
Evgeni Malkin	Pittsburgh	82	40
Daniel Briere	Philadelphia	79	37
Joe Thornton	San Jose	82	37
Alex Ovechkin	Washington	82	37

### SHORT HAND POINTS

NAME	TEAM	GP	SHP
Eric Perrin	Atlanta	81	10
Daniel Alfredsson	Ottawa	70	9
Shane Doan	Phoenix	80	9
Patrick Sharp	Chicago	80	9
Rene Bourque	Chicago	62	7

### GAME WINNING GOALS

NAME	TEAM	GP	GWG
Alex Ovechkin	Washington	82	11
Jeremy Roenick	San Jose	69	10
Jarome Iginla	Calgary	82	9
Brad Boyes	St. Louis	82	9
Thomas Vanek	Buffalo	82	9

### SHOTS

NAME	TEAM	GP	S
Alex Ovechkin	Washington	82	446
Henrik Zetterberg	Detroit	75	358
Olli Jokinen	Florida	82	341
Jarome Iginla	Calgary	82	338
Jason Blake	Toronto	82	332

### SHOOTING PERCENTAGE (min. 82 shots)

NAME	TEAM	GP	G	S	PCTG
Mike Ribeiro	Dallas	76	27	107	25.2
Brad Boyes	St. Louis	82	43	207	20.8
Marek Svatos	Colorado	62	26	140	18.6
Ilya Kovalchuk	Atlanta	79	52	283	18.4
Daniel Alfredsson	Ottawa	70	40	217	18.4
Andrew Cogliano	Edmonton	82	18	98	18.4

### PLUS/MINUS

NAME	TEAM	GP	SHA
Pavel Datsyuk	Detroit	82	41
Nicklas Lidstrom	Detroit	76	40
Dany Heatley	Ottawa	71	33
<b>Ryan Getzlaf</b>	<b>Anaheim</b>	<b>77</b>	<b>32</b>
Henrik Zetterberg	Detroit	75	30
Duncan Keith	Chicago	82	30

# NHL POSTSEASON AWARD WINNERS

## HART MEMORIAL TROPHY (SINCE 1980)

### (Most Valuable Player)

2007-08 – Alex Ovechkin, Washington	1997-98 – Dominik Hasek, Buffalo	1988-89 – Wayne Gretzky, Los Angeles
2006-07 – Sidney Crosby, Pittsburgh	1996-97 – Dominik Hasek, Buffalo	1987-88 – Mario Lemieux, Pittsburgh
2005-06 – Joe Thornton, San Jose	1995-96 – Mario Lemieux, Pittsburgh	1986-87 – Wayne Gretzky, Edmonton
2003-04 – Martin St. Louis, Tampa Bay	1994-95 – Eric Lindros, Philadelphia	1985-86 – Wayne Gretzky, Edmonton
2002-03 – Peter Forsberg, Colorado	1993-94 – Sergei Fedorov, Detroit	1984-85 – Wayne Gretzky, Edmonton
2001-02 – Jose Theodore, Montreal	1992-93 – Mario Lemieux, Pittsburgh	1983-84 – Wayne Gretzky, Edmonton
2000-01 – Joe Sakic, Colorado	1991-92 – Mark Messier, Edmonton	1982-83 – Wayne Gretzky, Edmonton
1999-00 – Chris Pronger, St. Louis	1990-91 – Brett Hull, St. Louis	1981-82 – Wayne Gretzky, Edmonton
1998-99 – Jaromir Jagr, Pittsburgh	1989-90 – Mark Messier, Edmonton	1980-81 – Wayne Gretzky, Edmonton

## ART ROSS TROPHY

### (Scoring Leader)

2007-08 – Alex Ovechkin, Washington	1997-98 – Jaromir Jagr, Pittsburgh	1988-89 – Mario Lemieux, Pittsburgh
2006-07 – Sidney Crosby, Pittsburgh	1996-97 – Mario Lemieux, Pittsburgh	1987-88 – Mario Lemieux, Pittsburgh
2005-06 – Joe Thornton, San Jose	1995-96 – Mario Lemieux, Pittsburgh	1986-87 – Wayne Gretzky, Edmonton
2003-04 – Martin St. Louis, Tampa Bay	1994-95 – Jaromir Jagr, Pittsburgh	1985-86 – Wayne Gretzky, Edmonton
2002-03 – Peter Forsberg, Colorado	1993-94 – Wayne Gretzky, Los Angeles	1984-85 – Wayne Gretzky, Edmonton
2001-02 – Jarome Iginla, Calgary	1992-93 – Mario Lemieux, Pittsburgh	1983-84 – Wayne Gretzky, Edmonton
2000-01 – Jaromir Jagr, Pittsburgh	1991-92 – Mario Lemieux, Pittsburgh	1982-83 – Wayne Gretzky, Edmonton
1999-00 – Jaromir Jagr, Pittsburgh	1990-91 – Wayne Gretzky, Los Angeles	1981-82 – Wayne Gretzky, Edmonton
1998-99 – Jaromir Jagr, Pittsburgh	1989-90 – Wayne Gretzky, Los Angeles	1980-81 – Wayne Gretzky, Edmonton

## MAURICE "ROCKET" RICHARD TROPHY

### (Leading Goal Scorer)

2007-08 – Alex Ovechkin, Washington	2003-04 – Jarome Iginla, Calgary	2000-01 – Pavel Bure, Florida
2006-07 – Vincent Lecavalier, Tampa Bay	Rick Nash, Columbus & Ilya Kovalchuk, Atlanta	1999-00 – Pavel Bure, Florida
2005-06 – Jonathan Cheechoo, San Jose	2002-03 – Milan Hejduk, Colorado	<b>1998-99 – Teemu Selanne, Anaheim</b> (First Awarded in 1999)
	2001-02 – Jarome Iginla, Calgary	

## CALDER MEMORIAL TROPHY

### (Rookie of the Year)

2007-08 – Patrick Kane, Chicago	1997-98 – Sergei Samsonov, Boston	1988-89 – Brian Leetch, NY Rangers
2006-07 – Evgeni Malkin, Pittsburgh	1996-97 – Bryan Berard, NY Islanders	1987-88 – Joe Nieuwendyk, Calgary
2005-06 – Alexander Ovechkin, Washington	1995-96 – Daniel Alfredsson, Ottawa	1986-87 – Luc Robitaille, Los Angeles
2003-04 – Andrew Raycroft, Boston	1994-95 – Peter Forsberg, Quebec	1985-86 – Gary Suter, Calgary
2002-03 – Barret Jackman, St. Louis	1993-94 – Martin Brodeur, New Jersey	1984-85 – Mario Lemieux, Pittsburgh
2001-02 – Dany Heatley, Atlanta	1992-93 – Teemu Selanne, Winnipeg	1983-84 – Tom Barrasso, Chicago
2000-01 – Evgeni Nabokov, San Jose	1991-92 – Pavel Bure, Vancouver	1982-83 – Steve Larmer, Chicago
1999-00 – Scott Gomez, New Jersey	1990-91 – Ed Belfour, Chicago	1981-82 – Dale Hawerchuk, Winnipeg
1998-99 – Chris Drury, Colorado	1989-90 – Sergei Makarov, Calgary	1980-81 – Peter Stastny, Quebec

## JAMES NORRIS MEMORIAL TROPHY

### (Defensive Player of the Year)

2007-08 – Nicklas Lidstrom, Detroit	1997-98 – Rob Blake, Los Angeles	1988-89 – Chris Chelios, Montreal
2006-07 – Nicklas Lidstrom, Detroit	1996-97 – Brian Leetch, NY Rangers	1987-88 – Ray Bourque, Boston
2005-06 – Nicklas Lidstrom, Detroit	1995-96 – Chris Chelios, Chicago	1986-87 – Ray Bourque, Boston
2003-04 – Scott Niedermayer, New Jersey	1994-95 – Paul Coffey, Detroit	1985-86 – John Vanbiesbrouck, NY Rangers
2002-03 – Nicklas Lidstrom, Detroit	1993-94 – Ray Bourque, Boston	1984-85 – Paul Coffey, Edmonton
2001-02 – Nicklas Lidstrom, Detroit	1992-93 – Chris Chelios, Chicago	1983-84 – Rod Langway, Washington
2000-01 – Nicklas Lidstrom, Detroit	1991-92 – Brian Leetch, NY Rangers	1982-83 – Rod Langway, Washington
1999-00 – Chris Pronger, St. Louis	1990-91 – Ray Bourque, Boston	1981-82 – Doug Wilson, Chicago
1998-99 – Al MacInnis, St. Louis	1989-90 – Ray Bourque, Boston	1980-81 – Randy Carlyle, Pittsburgh

## VEZINA TROPHY

### (Most Valuable Goaltender)

2007-08 – Martin Brodeur, New Jersey	1997-98 – Dominik Hasek, Buffalo	1988-89 – Patrick Roy, Montreal
2006-07 – Martin Brodeur, New Jersey	1996-97 – Dominik Hasek, Buffalo	1987-88 – Grant Fuhr, Edmonton
2005-06 – Miikka Kiprusoff, Calgary	1995-96 – Jim Carey, Washington	1986-87 – Ron Hextall, Philadelphia
2003-04 – Martin Brodeur, New Jersey	1994-95 – Dominik Hasek, Buffalo	1985-86 – John Vanbiesbrouck, NY Rangers
2002-03 – Martin Brodeur, New Jersey	1993-94 – Dominik Hasek, Buffalo	1984-85 – Pelle Lindbergh, Philadelphia
2001-02 – Jose Theodore, Montreal	1992-93 – Ed Belfour, Chicago	1983-84 – Tom Barrasso, Buffalo
2000-01 – Dominik Hasek, Buffalo	1991-92 – Patrick Roy, Montreal	1982-83 – Pete Peeters, Boston
1999-00 – Olaf Kolzig, Washington	1990-91 – Ed Belfour, Chicago	1981-82 – Bill Smith, NY Islanders
1998-99 – Dominik Hasek, Buffalo	1989-90 – Patrick Roy, Montreal	1980-81 – R. Sevigny, D. Herron, M. Laroque, MTL

## LADY BYNG MEMORIAL TROPHY

### (Sportsmanship Award)

2007-08 – Pavel Datsyuk, Detroit	1997-98 – Ron Francis, Pittsburgh	1988-89 – Joe Mullen, Calgary
2006-07 – Pavel Datsyuk, Detroit	<b>1996-97 – Paul Kariya, Anaheim</b>	1987-88 – Mats Nilsson, Montreal
2005-06 – Pavel Datsyuk, Detroit	<b>1995-96 – Paul Kariya, Anaheim</b>	1986-87 – Joe Mullen, Calgary
2003-04 – Brad Richards, Tampa Bay	1994-95 – Ron Francis, Pittsburgh	1985-86 – Mike Bossy, NY Islanders
2002-03 – Alexander Mogilyny, Toronto	1993-94 – Wayne Gretzky, Los Angeles	1984-85 – Jari Kurri, Edmonton
2001-02 – Ron Francis, Carolina	1992-93 – Pierre Turgeon, NY Islanders	1983-84 – Mike Bossy, NY Islanders
2000-01 – Joe Sakic, Colorado	1991-92 – Wayne Gretzky, Los Angeles	1982-83 – Mike Bossy, NY Islanders
1999-00 – Pavol Demitra, St. Louis	1990-91 – Wayne Gretzky, Los Angeles	1981-82 – Rick Middleton, Boston
1998-99 – Wayne Gretzky, NY Rangers	1989-90 – Brett Hull, St. Louis	1980-81 – Rick Kehoe, Pittsburgh



# NHL POSTSEASON AWARD WINNERS

## FRANK J. SELKE TROPHY (SINCE 1980)

(Most Valuable Defensive Forward)		
2007-08 – Pavel Datsyuk, Detroit	1997-98 – Jere Lehtinen, Dallas	1988-89 – Guy Carbonneau, Montreal
2006-07 – Rod Brind'Amour, Carolina	1996-97 – Michael Peca, Buffalo	1987-88 – Guy Carbonneau, Montreal
2005-06 – Rod Brind'Amour, Carolina	1995-96 – Sergei Fedorov, Detroit	1986-87 – Dave Poulin, Philadelphia
2003-04 – Kris Draper, Detroit	1994-95 – Ron Francis, Pittsburgh	1985-86 – Troy Murray, Chicago
2002-03 – Jere Lehtinen, Dallas	1993-94 – Sergei Fedorov, Detroit	1984-85 – Craig Ramsey, Buffalo
2001-02 – Michael Peca, NY Islanders	1992-93 – Doug Gilmour, Toronto	1983-84 – Doug Jarvis, Washington
2000-01 – John Madden, New Jersey	1991-92 – Guy Carbonneau, Montreal	1982-83 – Bobby Clarke, Philadelphia
1999-00 – Steve Yzerman, Detroit	1990-91 – Dirk Graham, Chicago	1981-82 – Steve Kasper, Boston
1998-99 – Jere Lehtinen, Dallas	1989-90 – Rick Meagher, St. Louis	1980-81 – Bob Gainey, Montreal

## CONN SMYTHE TROPHY

(Playoff Most Valuable Player)		
2007-08 – Henrik Zetterberg, Detroit	1997-98 – Steve Yzerman, Detroit	1988-89 – Al MacInnis, Calgary
<b>2006-07 – Scott Niedermayer, Anaheim</b>	1996-97 – Mike Vernon, Detroit	1987-88 – Wayne Gretzky, Edmonton
2005-06 – Cam Ward, Carolina	1995-96 – Joe Sakic, Colorado	1986-87 – Ron Hextall, Philadelphia
2003-04 – Brad Richards, Tampa Bay	1994-95 – Claude Lemieux, New Jersey	1985-86 – Patrick Roy, Montreal
<b>2002-03 – Jean-Sebastien Giguere, Anaheim</b>	1993-94 – Brian Leetch, NY Rangers	1984-85 – Wayne Gretzky, Edmonton
2001-02 – Nicklas Lidstrom, Detroit	1992-93 – Patrick Roy, Montreal	1983-84 – Mark Messier, Edmonton
2000-01 – Patrick Roy, Colorado	1991-92 – Mario Lemieux, Pittsburgh	1982-83 – Bill Smith, NY Islanders
1999-00 – Scott Stevens, New Jersey	1990-91 – Mario Lemieux, Pittsburgh	1981-82 – Mike Bossy, NY Islanders
1998-99 – Joe Nieuwendyk, Dallas	1989-90 – Bill Ranford, Edmonton	1980-81 – Butch Goring, NY Islanders

## WILLIAM M. JENNINGS TROPHY

(Team Goaltending Defense)		
2007-08 – Chris Osgood and Dominik Hasek, Detroit	1998-99 – Ed Belfour, Roman Turek, Dallas	1988-89 – Patrick Roy, Brian Hayward, Montreal
2006-07 – Nicklas Backstrom and Manny Fernandez, Minnesota	1997-98 – Martin Brodeur, New Jersey	1987-88 – Patrick Roy, Brian Hayward, Montreal
2005-06 – Miikka Kiprusoff, Calgary	1996-97 – Martin Brodeur, Michael Dunham, New Jersey	1986-87 – Patrick Roy, Brian Hayward, Montreal
2003-04 – Martin Brodeur, New Jersey	1995-96 – Chris Osgood, Mike Vernon, Detroit	1985-86 – Bob Froese, Darren Jensen, Philadelphia
2002-03 – Martin Brodeur (NJ), Roman Cechmanek & Robert Esche (PHI)	1994-95 – Ed Belfour, Chicago	1984-85 – Tom Barrasso, Bob Sauve, Buffalo
2001-02 – Patrick Roy, Colorado	1993-94 – Dominik Hasek, Grant Fuhr, Buffalo	1983-84 – Al Jensen, Pat Riggan, Washington
2000-01 – Ed Belfour, Dallas	1992-93 – Ed Belfour, Chicago	1982-83 – Roland Melanson, Bill Smith, NY Islanders
1999-00 – Roman Turek, Jaime McLennan, St. Louis	1991-92 – Patrick Roy, Montreal	1981-82 – Rick Wamsley, Denis Herron, Montreal
	1990-91 – Ed Belfour, Chicago	(First awarded in 1982)
	1989-90 – Andy Moog, Rejean Lemelin, Boston	

## JACK ADAMS AWARD

(Coach of the Year)		
2007-08 – Bruce Boudreau, Washington	1997-98 – Pat Burns, Boston	1988-89 – Pat Burns, Montreal
2006-07 – Alain Vigneault, Vancouver	1996-97 – Ted Nolan, Buffalo	1987-88 – Jacques Demers, Detroit
2005-06 – Lindy Ruff, Buffalo Sabres	1995-96 – Scott Bowman, Detroit	1986-87 – Jacques Demers, Detroit
2003-04 – John Tortorella, Tampa Bay	1994-95 – Marc Crawford, Quebec	1985-86 – Glen Sather, Edmonton
2002-03 – Jacques Lemaire, Minnesota	1993-94 – Jacques Lemaire, New Jersey	1984-85 – Mike Keenan, Philadelphia
2001-02 – Bob Francis, Phoenix	1992-93 – Pat Burns, Toronto	1983-84 – Bryan Murray, Washington
2000-01 – Bill Barber, Philadelphia	1991-92 – Pat Quinn, Vancouver	1982-83 – Orval Tessier, Chicago
1999-00 – Joel Quenneville, St. Louis	1990-91 – Brian Sutter, St. Louis	1981-82 – Tom Watt, Winnipeg
1998-99 – Jacques Martin, Ottawa	1989-90 – Bob Murdoch, Winnipeg	1980-81 – Red Berenson, St. Louis

## BILL MASTERTON MEMORIAL TROPHY

(Perseverance and Dedication Award)		
2007-08 – Jason Blake, Toronto	1997-98 – Jamie McLennan, St. Louis	1988-89 – Tim Kerr, Philadelphia
2006-07 – Phil Kessel, Boston	1996-97 – Tony Granato, San Jose	1987-88 – Bob Bourne, Los Angeles
<b>2005-06 – Teemu Selanne, Anaheim</b>	1995-96 – Gary Roberts, Calgary	1986-87 – Doug Jarvis, Boston
2003-04 – Bryan Berard, Chicago	1994-95 – Pat LaFontaine, Buffalo	1985-86 – Charlie Simmer, Boston
2002-03 – Steve Yzerman, Detroit	1993-94 – Cam Neely, Boston	1984-85 – Anders Hedberg, NY Rangers
2001-02 – Saku Koivu, Montreal	1992-93 – Mario Lemieux, Pittsburgh	1983-84 – Brad Park, Detroit
2000-01 – Adam Graves, NY Rangers	1991-92 – Mark Fitzpatrick, NY Islanders	1982-83 – Lanny McDonald, Calgary
1999-00 – Ken Daneyko, New Jersey	1990-91 – Dave Taylor, Los Angeles	1981-82 – Glenn Resch, Colorado
1998-99 – John Cullen, Tampa Bay	1989-90 – Gord Kluzak, Boston	1980-81 – Blake Dunlop, St. Louis

## KING CLANCY MEMORIAL TROPHY

(Leadership and Humanitarian Award)		
2007-08 – Vincent Lecavalier, Tampa Bay	1999-00 – Curtis Joseph, Toronto	1992-93 – Dave Poulin, Boston
2006-07 – Saku Koivu, Montreal	1998-99 – Rob Ray, Buffalo	1991-92 – Ray Bourque, Boston
2005-06 – Olaf Kolzig, Washington	1997-98 – Kelly Chase, St. Louis	1990-91 – Dave Taylor, Los Angeles
2003-04 – Jarome Iginla, Calgary	1996-97 – Trevor Linden, Vancouver	1989-90 – Kevin Lowe, Edmonton
2002-03 – Brendan Shanahan, Detroit	1995-96 – Kris King, Winnipeg	1988-89 – Bryan Trottier, NY Islanders
2001-02 – Ron Francis, Carolina	1994-95 – Joe Nieuwendyk, Calgary	1987-88 – Lanny McDonald, Calgary
2000-01 – Shjon Podein, Colorado	1993-94 – Adam Graves, NY Rangers	(First awarded in 1988)

# NHL STANLEY CUP CHAMPIONS

SEASON	WINNING TEAM	COACH	RUNNER UP	SERIES
2007-08	Detroit Red Wings	Mike Babcock	Pittsburgh Penguins	4-2
<b>2006-07</b>	<b>Anaheim Ducks</b>	<b>Randy Carlyle</b>	<b>Ottawa Senators</b>	<b>4-1</b>
2005-06	Carolina Hurricanes	Peter Laviolette	Edmonton Oilers	4-3
2003-04	Tampa Bay Lightning	John Tortorella	Calgary Flames	4-3
2002-03	New Jersey Devils	Pat Burns	Mighty Ducks of Anaheim	4-3
2001-22	Detroit Red Wings	Scotty Bowman	Carolina Hurricanes	4-1
2000-01	Colorado Avalanche	Bob Hartley	New Jersey Devils	4-3
1999-00	New Jersey Devils	Larry Robinson	Dallas Stars	4-2
1998-99	Dallas Stars	Ken Hitchcock	Buffalo Sabres	4-2
1997-98	Detroit Red Wings	Scotty Bowman	Washington Capitals	4-0
1996-97	Detroit Red Wings	Scotty Bowman	Philadelphia Flyers	4-0
1995-96	Colorado Avalanche	Marc Crawford	Florida Panthers	4-0
1994-95	New Jersey Devils	Jacques Lemaire	Detroit Red Wings	4-0
1993-94	New York Rangers	Mike Keenan	Vancouver Canucks	4-3
1992-93	Montreal Canadiens	Jacques Demers	Los Angeles Kings	4-1
1991-92	Pittsburgh Penguins	Scotty Bowman	Chicago Blackhawks	4-0
1990-91	Pittsburgh Penguins	Bob Johnson	Minnesota North Stars	4-2
1989-90	Edmonton Oilers	John Muckler	Boston Bruins	4-2
1988-89	Calgary Flames	Terry Crisp	Montreal Canadiens	4-2
1987-88	Edmonton Oilers	Glen Sather	Boston Bruins	4-0
1986-87	Edmonton Oilers	Glen Sather	Philadelphia Flyers	4-3
1985-86	Montreal Canadiens	Jean Perron	Calgary Flames	4-1
1984-85	Edmonton Oilers	Glen Sather	Philadelphia Flyers	4-1
1983-84	Edmonton Oilers	Glen Sather	New York Islanders	4-1
1982-83	New York Islanders	Al Arbour	Edmonton Oilers	4-0
1981-82	New York Islanders	Al Arbour	Vancouver Canucks	4-0
1980-81	New York Islanders	Al Arbour	Minnesota North Stars	4-1
1979-80	New York Islanders	Al Arbour	Philadelphia Flyers	4-2
1978-79	Montreal Canadiens	Scotty Bowman	New York Rangers	4-1
1977-78	Montreal Canadiens	Scotty Bowman	Boston Bruins	4-2
1976-77	Montreal Canadiens	Scotty Bowman	Boston Bruins	4-0
1975-76	Montreal Canadiens	Scotty Bowman	Philadelphia Flyers	4-0
1974-75	Philadelphia Flyers	Fred Shero	Buffalo Sabres	4-2
1973-74	Philadelphia Flyers	Fred Shero	Boston Bruins	4-2
1972-73	Montreal Canadiens	Scotty Bowman	Chicago Blackhawks	4-2
1971-72	Boston Bruins	Tom Johnson	New York Rangers	4-2
1970-71	Montreal Canadiens	Al MacNeil	Chicago Blackhawks	4-3
1969-70	Boston Bruins	Harry Sinden	St. Louis Blues	4-0
1968-69	Montreal Canadiens	Claude Ruel	St. Louis Blues	4-0
1967-68	Montreal Canadiens	Toe Blake	St. Louis Blues	4-0
1966-67	Toronto Maple Leafs	Punch Imlach	Montreal Canadiens	4-2
1965-66	Montreal Canadiens	Toe Blake	Detroit Red Wings	4-2
1964-65	Montreal Canadiens	Toe Blake	Chicago Blackhawks	4-3
1963-64	Toronto Maple Leafs	Punch Imlach	Detroit Red Wings	4-3
1962-63	Toronto Maple Leafs	Punch Imlach	Detroit Red Wings	4-1
1961-62	Toronto Maple Leafs	Punch Imlach	Chicago Blackhawks	4-2

# NHL STANLEY CUP CHAMPIONS

SEASON	WINNING TEAM	COACH	RUNNER UP	SERIES
1960-61	Chicago Blackhawks	Rudy Pilous	Detroit Red Wings	4-2
1959-60	Montreal Canadiens	Toe Blake	Toronto Maple Leafs	4-0
1958-59	Montreal Canadiens	Toe Blake	Toronto Maple Leafs	4-1
1957-58	Montreal Canadiens	Toe Blake	Boston Bruins	4-2
1956-57	Montreal Canadiens	Toe Blake	Boston Bruins	4-1
1955-56	Montreal Canadiens	Toe Blake	Detroit Red Wings	4-1
1954-55	Detroit Red Wings	Jimmy Skinner	Montreal Canadiens	4-3
1953-54	Detroit Red Wings	Tommy Ivan	Montreal Canadiens	4-3
1952-53	Montreal Canadiens	Dick Irvin	Boston Bruins	4-1
1951-52	Detroit Red Wings	Tommy Ivan	Montreal Canadiens	4-0
1950-51	Toronto Maple Leafs	Joe Primeau	Montreal Canadiens	4-1
1949-50	Detroit Red Wings	Tommy Ivan	New York Rangers	4-3
1948-49	Toronto Maple Leafs	Hap Day	Detroit Red Wings	4-0
1947-48	Toronto Maple Leafs	Hap Day	Detroit Red Wings	4-0
1946-47	Toronto Maple Leafs	Hap Day	Montreal Canadiens	4-2
1945-46	Montreal Canadiens	Dick Irvin	Boston Bruins	4-1
1944-45	Toronto Maple Leafs	Hap Day	Detroit Red Wings	4-3
1943-44	Montreal Canadiens	Dick Irvin	Chicago Blackhawks	4-0
1942-43	Detroit Red Wings	Jack Adams	Boston Bruins	4-0
1941-42	Toronto Maple Leafs	Hap Day	Detroit Red Wings	4-3
1940-41	Boston Bruins	Cooney Weiland	Detroit Red Wings	4-0
1939-40	New York Rangers	Frank Boucher	Toronto Maple Leafs	4-0
1938-39	Boston Bruins	Art Ross	Toronto Maple Leafs	4-1
1937-38	Chicago Blackhawks	Bill Stewart	Toronto Maple Leafs	3-1
1936-37	Detroit Red Wings	Jack Adams	New York Rangers	3-2
1935-36	Detroit Red Wings	Jack Adams	Toronto Maple Leafs	3-1
1934-35	Montreal Maroons	Tommy Gorman	Toronto Maple Leafs	3-0
1933-34	Chicago Blackhawks	Tommy Gorman	Detroit Red Wings	3-1
1932-33	New York Rangers	Lester Patrick	Toronto Maple Leafs	3-1
1931-32	Toronto Maple Leafs	Dick Irvin	New York Rangers	3-0
1930-31	Montreal Canadiens	Cecil Hart	Chicago Blackhawks	3-2
1929-30	Montreal Canadiens	Cecil Hart	Boston Bruins	2-0
1928-29	Boston Bruins	Cy Denneny	New York Rangers	2-0
1927-28	New York Rangers	Lester Patrick	Montreal Maroons	3-2
1926-27	Ottawa Senators	Dave Gill	Boston Bruins	2-0
1925-26	Montreal Maroons	Eddie Gerard	Victoria Cougars	3-1
1924-25	Victoria Cougars	Lester Patrick	Montreal Canadiens	3-1
1923-24	Montreal Canadiens	Leo Dandurand	Calgary Tigers	2-0
1922-23	Ottawa Senators	Pete Greene	Edmonton Eskimos	2-0
1921-22	Toronto St. Pats	Eddie Powers	Vancouver Millionaires	3-2
1920-21	Ottawa Senators	Pete Greene	Vancouver Millionaires	3-2
1919-20	Ottawa Senators	Pete Greene	Seattle Metropolitans	3-2
1918-19	No Decision-The 1919 Final between the Seattle Metropolitans and Montreal Canadiens was cancelled due to an influenza epidemic.			
1917-18	Toronto Arenas	Dick Carroll	Vancouver Millionaires	3-2

# HOCKEY TERMS

**BACKCHECKING:** Forwards in the enemy zone skate back to their own end of the ice to protect their goal and prevent the opponent from shooting.

**BOARDING:** Violently checking an opponent into the boards. Illegal and calls for a penalty.

**BODY CHECK:** Slowing or stopping an opponent with the puck by using hip or shoulder. This is legal.

**BREAKAWAY:** No opponent between the puck carrier and the opposition's goal except the goalie.

**BUTT-ENDING:** To hit an opponent with the end of the stick farthest from the blade. Illegal and calls for a penalty.

**CHARGING:** Taking more than three strides before checking an opponent constitutes charging. Illegal and calls for a penalty.

**CROSS-CHECKING:** To hit an opponent with both hands on the stick and no part of the stick on the ice. Illegal and calls for a penalty.

**DEKE:** A quick move or feint by the puck carrier, who attempts to evade and fake out the opponent.

**DROP PASS:** Puck carrier leaves the puck behind to be picked up by a trailing teammate.

**FORECHECKING:** Hustling in the opponent's defensive zone by the forwards who want to keep the puck there and hopefully take it away.

**HEAD-MANNING:** When a player passes the puck forward to an attacking teammate.

**FIVE-HOLE:** The path the puck travels in a goal scored between the goalie's legs. (e.g. "He went for the five hole on that shot.")

**FREEZE THE PUCK:** Pinning the puck against the boards with either the stick and/or skates.

**GAME MISCONDUCT:** A penalty called on an individual that disqualifies him for the rest of the game.

**HAT TRICK:** Three goals by a single player in a game.

**HIGH STICKING:** Carrying the stick above the shoulder level. If used against an opponent, it calls for a penalty. No goal can be scored with a high stick hit above shoulder level.

**HOLDING:** To use your hands on an opponent or his equipment. Illegal and calls for a penalty.

**ICING THE PUCK:** Shooting the puck from behind the center red line across the opponent's red line. Legal only when icing team is shorthanded. Otherwise a face-off is called deep in offender's zone.

**INTERFERENCE:** Body contact with opponent who doesn't have the puck (or the last man to have touched the puck). Also called for knocking an opponent's fallen stick out of his reach. Illegal and calls for a penalty.

**MAJOR PENALTY:** A five-minute penalty. A major penalty is assessed for fighting as well as flagrant minor infractions, such as high-sticking, that result in injury.

**MINOR PENALTY:** A two-minute penalty. Minor penalties include holding, hooking, interference, delay of game, cross-checking and highsticking.

**MISCONDUCT PENALTY:** A 10-minute penalty called against an individual. Substitutes are permitted. Called for insubordination or when a player incurs second major penalty in a game.

**NEUTRAL ZONE:** Center ice area between defending and attacking zones.

**ONE-TIMER:** An offensive player accepts a pass from a teammate and attempts a slap shot in the same motion.

**OFF-SIDE:** Called when an attacking player precedes the puck across the opponent's blue line. Illegal and calls for stoppage of play and a face-off. A two-line off-side is called when an attacking player receives a pass across two lines (e.g. pass from defensive zone to offensive side of center ice or pass from defensive side of center ice into the offensive zone).

**PENALTY SHOT:** A penalty shot is a one-on-one showdown between an offensive player and the goalie. Penalty shots are called when a player is fouled from behind and denied a breakaway scoring opportunity. They are also called for deliberately displacing the goal post during a breakaway, or when a defending player other than the goalie falls on the puck.

**POINT:** A position just inside the opposition blue line usually manned by defenseman when their team is in control of the puck in the opposition's zone.

**POKE CHECK:** To dislodge the puck from an opponent by stabbing at it with the blade of a stick. This is legal.

**POWER PLAY:** Occurs when a team has a one-or-two-man advantage because of penalties. Teams often use four forwards and one defenseman in this situation.

**SCREEN SHOT:** A shot the goalie has difficulty seeing because one or more players are between him and the shooter.

**SLASHING:** To swing stick at an opponent. Illegal and calls for a penalty, even if contact isn't made.

**SLOT:** The area directly in front of the goal crease where many offensive opportunities take place.

**SPEARING:** To use the stick like a spear. Illegal and calls for a five-minute major penalty.

**SWEEP CHECK:** To use the entire length of the stick with a sweeping motion while laying it flat on the ice in order to dislodge the puck from an opponent. This is legal.

**TOP-SHELF:** Placing the puck above either shoulder of the goalie in a scoring attempt. (e.g. "He went top-shelf in scoring that goal.")

# HOW TO DETERMINE...

\*\* NOTE: No individual skater/goaltender statistics apply for the shootout

- ASSIST** ..... An assist is awarded to the player or players (maximum of two) who touched the puck prior to the goal, provided no defender plays or possesses the puck in between.
- GAME PLAYED** ..... A player receives credit for playing in a game if: i) he steps on the ice during time played or; ii) serves any penalty.
- GAME-WINNING GOAL** ..... After the final score has been determined, the goal which leaves the winning Club one goal ahead of its opponent is the game-winning goal (example: if Team A beats Team B 8-3, the player scoring the fourth goal for Team A receives credit for the game-winning goal).
- GOAL** ..... A goal is awarded to the last player on the scoring Club to touch the puck prior to the puck entering the net.
- GOALS-AGAINST AVERAGE** ... Multiply goals allowed (GA) by 60 and divide by minutes played (MINS).
- GOALTENDER** ..... A goaltender receives a "W" for a win in regulation, overtime or shootout; an "L" for a loss in regulation; or an "OT" for a loss in overtime or shootout.
- PENALTY-KILLING PCT.** ..... Subtract total number of power-play goals allowed from total number of shorthanded situations to get total number of power-plays killed. Divide the total number of power-plays killed by the total number of shorthanded situations.
- PLUS-MINUS** ..... A player receives a "plus" if he is on the ice when his Club scores an even-strength or shorthanded goal. He receives a "minus" if he is on the ice for an even-strength or shorthanded goal scored by the opposing Club. The difference in these numbers is considered the player's plus-minus statistic.
- POWER-PLAY GOAL** ..... A goal scored by a Club while it has a manpower advantage due to an opponent's penalty. Following are some examples of what is and is not considered a power-play goal:
- if a Club has an advantage on a minor penalty starting at 2:02 of the period and it scores at 4:02, the goal is not a power-play goal.
  - if a Club scores on a delayed penalty, the goal is not a power-play goal.
  - if a Club has an advantage due to a five-minute major or match penalty, that Club is always credited with having one more advantage than the number of power-play goals it scores during that advantage, because the penalty does not expire. A new advantage begins after each power-play goal. For example, if Team A scores three goals during a major penalty, it is credited with four advantages.
  - if a Club is on a power-play for any length of time, it is considered to have had an advantage.
  - if a minor penalty is incurred by a Club on a power-play due to a major penalty, a new advantage is given to that Club when its minor penalty expires, provided the opponent's major penalty is still in effect.
- POWER-PLAY PERCENTAGE** ... Total number of power-play goals divided by total number of power-play opportunities.
- SAVE PERCENTAGE** ..... Subtract goals allowed (GA) from shots against (SA) to determine saves. Then divide saves by shots-against.
- SHOOTING PERCENTAGE** ..... Divide the number of goals scored by the number of shots taken.
- SHORTHAND GOAL** ..... A goal scored by a Club while it is at a manpower disadvantage. The same cases apply for shorthanded as for power-play goals, but in the opposite manner.
- SHOT ON GOAL** ..... If a player shoots the puck with the intention of scoring and if that shot would have gone in the net had the goaltender not stopped it, the shot is recorded as a "shot on goal".
- SHUTOUT** ..... If two goaltenders combine for a shutout, neither receives credit for the shutout. Instead it is recorded as a Club shutout.
- TENTHS OF A SECOND** ..... If a penalty or goal occurs in the last minute, the time is rounded off to the previous second (ex: if a penalty is called with 12.4 seconds left in a period, the time is indicated as 19:47 and not 19:48.)
- COACHES RECORD** ..... A coach receives a "W" for a win in regulation, overtime or shootout; an "L" for a loss in regulation; or an "OT" for a loss in overtime or shootout.

# ANAHEIM DUCKS 2008-09 SCHEDULE

## SEPTEMBER

SUN	MON	TUE	WED	THU	FRI	SAT
	1	2	3	4	5	6
7	8	9	10	11	12	13
14	15	16	17	18	19	20
21	22	23	24 SJ 7:05	25	26 @SJ 7:30	27 @PHX 7:00
28 VAN 5:05	29	30 @LA 7:30				

## OCTOBER

SUN	MON	TUE	WED	THU	FRI	SAT
			1 LA 7:05	2	3 PHX 7:05	4
5 @VAN 7:00	6	7	8	9 SJ 7:30	10	11
12 P PHX 5:05	13	14 W LA 7:30	15 P EDM 7:05	16	17 K SJ 7:05	18
19 P CAR 5:05	20	21 TOR 4:00	22	23	24 K OTT 4:00	25 K MTL 4:00
26	27 CLB 4:00	28	29 P DET 7:05	30	31 K VAN 7:05	

## NOVEMBER

SUN	MON	TUE	WED	THU	FRI	SAT
						1
2 P CGY 5:05	3	4 W LA 7:30	5 P STL 7:05	6	7 K DAL 7:05	8
9 P FLA 5:05	10	11	12	13	14 P NSH 7:05	15
16 P LA 5:05	17	18	19 P WSH 7:05	20	21 K STL 5:30	22 DAL 5:00
23	24 K COL 7:05	25	26	27	28 K CHI 1:05	29
30 CAR 4:00						

## DECEMBER

SUN	MON	TUE	WED	THU	FRI	SAT
	1 P DET 4:30	2	3 W CHI 5:30	4	5	6
7 K CLB 5:05	8	9	10 P STL 7:05	11 P SJ 7:30	12	13
14 MIN 5:05	15	16 P NYR 7:05	17	18	19 K EDM 6:00	20
21	22 K VAN 7:00	23 W CGY 6:00	24	25	26	27 P DAL 5:00
28	29	30	31 W CLB 6:05			

## JANUARY

SUN	MON	TUE	WED	THU	FRI	SAT
				1	2 K PHI 7:05	3
4 PHX 5:05	5	6 P LA 7:05	7	8 W LA 7:30	9 K TB 7:05	10
11 K NJ 5:05	12	13	14 W DET 7:05	15	16 P PIT 4:30	17 W MIN 6:00
18	19	20 P NYR 4:00	21 P NYI 4:00	22	23	24
25 ALL-STAR GAME	26	27 P PHX 6:00	28 W CHI 7:05	29	30	31 P COL 12:00

## FEBRUARY

SUN	MON	TUE	WED	THU	FRI	SAT
1	2 P BUF 7:05	3	4 W MIN 5:00	5 P NSH 9:00	6	7 CGY 12:00
8	9	10	11 W CGY 7:05	12	13	14
15 P ATL 5:05	16	17	18 W LA 7:05	19	20 P DET 4:30	21 P CLB 4:00
22	23	24 W BUF 4:00	25	26	27 BOS 4:00	28 P DAL 12:00

## MARCH

SUN	MON	TUE	WED	THU	FRI	SAT
1	2	3 P CHI 5:30	4	5	6 DAL 7:05	7
8 P MIN 5:05	9	10	11 P VAN 7:05	12	13	14
15 K SJ 5:05	16	17	18 W NSH 7:05	19 P PHX 7:00	20	21
22 P PHX 5:05	23	24 P NSH 5:00	25 P COL 6:00	26	27 P EDM 7:05	28
29 P COL 5:05	30	31 K EDM 6:30				

## APRIL

SUN	MON	TUE	WED	THU	FRI	SAT
			1	2 K VAN 7:05	3	4 P SJ 7:00
5 P SJ 5:05	6	7	8	9	10 K DAL 7:05	11 P PHX 5:00
12	13	14	15	16	17	18
19	20	21	22	23	24	25
26	27	28	29	30		

Pre-Season Home Away

PRIME  
TICKET

KBOC  
SPORTS

VERSUS

TV KEY

P = PRIME TICKET  
W = FOX WEST  
K = KBOC  
V = VERSUS