

1975-76 Sabres' Schedule

S	M	T	W	T	F	S	S	M	T	W	T	F	S
OCTOBER							NOVEMBER						
			1	2	3	4							1
5	6	7	8	9 DET.	10	11	2 PITT.	3 MONT.	4	5 BOS.	6	7	8
12 TOR.	13	14	15	16 CHI.	17	18 ST. L.	9 MONT.	10	11	12 PHIL.	13	14	15 PITT.
19 WASH.	20	21	22 N.Y.R.	23	24	25 DET.	16 CAL.	17	18 N.Y.I.	19	20 DET.	21	22
26 CAL.	27	28	29 TOR.	30 VANC.	31		K.C. 29 30	24 VANC.	25	26	27	28 CAL.	29 L.A.
DECEMBER							JANUARY						
	1	2	3 WASH.	4 N.Y.R.	5	6 N.Y.I.				1 L.A.	2	3	
7 N.Y.I.	8	9	10 N.Y.R.	11	12	13	4	5 MONT.	6	7	8 VANC.	9	10
14 ATL.	15	16	17 DET.	18 MINN.	19	20 BOS.	11 PITT.	12	13 ST. L.	14	15 WASH.	16	17 PITT.
21 WASH.	22	23 K. C.	24	25	26 BOS.	27	18 MINN.	19	20	21	22 BOS.	23 ATL.	24
28 CHI.	29	30	31				25 ST. L.	26	27	28 N.Y.R.	29 PHIL.	30	31
FEBRUARY							MARCH						
1 CAL.	2	3 VANC.	4 L.A.	5	6	7 MINN.		1	2	3	4 CHI.	5	6 MONT.
8 CAL.	9	10	11 DET.	12	13 ATL.	14	7 ST. L.	8	9	10 PITT.	11 PHIL.	12	13
15 N.Y.I.	16	17	18 CHI.	19 ATL.	20	21 TOR.	14 MINN.	15	16 L.A.	17 CAL.	18	19	20
22 MONT.	23	24	25	26 TOR.	27	28 K. C.	21 K. C.	22	23	24 N.Y.R.	25	26 WASH.	27 TOR.
29 L.A.							28	29	30 BOS.	31			
APRIL													
										1 BOS.	2	3 PHIL.	
							4 TOR.	5	6	7	8	9	10

*DENOTES AFTERNOON GAME
TUESDAY, JANUARY 20, 1976
ALL-STAR GAME IN PHILADELPHIA

TELEVIEWED GAME HOME AWAY

BUFFALO SABRES 1975-76 OFFICIAL MEDIA GUIDE



The Buffalo Sabres Official Media Guide is sponsored by Bank of Buffalo.

\$1.50

The Bank of Buffalo
gives it to you straight.

Free checking. With no ifs, ands, or buts.

No minimum balance required.
No monthly service charges.
Write as many checks as you want. Get a statement every month. Standard bank checks are free, too. Stop by any Bank of Buffalo office in person at your earliest convenience to open your free personal checking account or convert your present Bank of Buffalo account. No gimmicks. No fine print. No package deals. It's just plain free!

BB Bank of Buffalo

The straight talk people

Member F.D.I.C.



Why is this man pointing? Sabres' rookie coach, Floyd Smith, pointed well last season, leading his team to a challenge for the Stanley Cup.



Sabres' winger Brian Spencer gets his curls checked by the Flyers' Don Saleski at the finish of the finals.



The bench empties after a winning goal against the Flyers.



NBC-TV's Swan (or should it be Peacock) Song from the Aud last season, as sung by Tim Ryan and Ted Lindsay.

T A B L E O F C O N T E N T S

Directory	2
The Front Office	3
Seymour/Northrup Knox	4
Robert Swados/David Forman	5
"Punch" Imlach/Fred Hunt	6
Floyd Smith/John Andersen	7
Sabres' Staff/Scouts	8
The Best Year	9
The Best Year	10
Sabres' Final Scoring Statistics	
1974-75	11
1974-75 Scores	12, 13
1974-75 Final NHL Standings	14
Buffalo vs.	
Atlanta/Boston	15, 16
California/Chicago	17, 18
Detroit/Kansas City	19, 20
Los Angeles/Minnesota	21, 22
Montreal/N.Y.I.	23, 24
N.Y.R./Philadelphia	25, 26
Pittsburgh/St. Louis	27, 28
Toronto/Vancouver	29, 30
Washington	31
Power Play Goals	
Short Handed Goals/Hat Tricks	32
Penalty Shots/What Did They Wear?	33
Five Years in the NHL	34
Sabres' Scoring Story	35, 36
Record By Month	36
Sabres' Amateur Draft Choices	37
Individual Game/Season Records	38
Team Game/Season Records	39, 40
Individual Playoff Records	40, 41
Team Playoff Records	41, 42
Sabres—From Where and When	42
Awards and Trophies	43, 44
The Players	45
Player Biographies	46-85
1975-76 Roster	48, 49
Prospects	86-90
Media	91
Broadcast Crew	92
Accommodations/ Media Services	93
NHL Public Relations Directory	94
Sabres' Homes Away from Home	95
Breakdown 1975-76 Schedule	96

COVER: The Sabres' Most Valuable Player in 1974-75, Rene Robert, was a second team NHL All-Star at season's end. Photo by Robert Shaver. EDITED by Leslie Brinkworth and Paul Wieland. Photography by Ron Moscati, Robert Shaver and Bill Wippert. Printed by Hoffman Printing.

1975-76 SABRES' DIRECTORY

Chairman of the Board and President
Vice Chairman of the Board
Vice President and Counsel
Administrative Vice President
Treasurer
Secretary
Board of Directors
Includes all above listed officers and

**Member of Executive Committee*
Vice President-Hockey/General Manager
Assistant General Manager
Coach
Director of Scouting
Comptroller
Director of Public Relations
Radio-TV

Director of Sales
Sales
Director of Advertising
Director of Security
Club Doctor
Orthopedic Consultant
Club Dentist
Head Trainer
Assistant Trainer
Physical Training Instructor
Club Staff

Executive Offices
Telephone — Executive Offices
Telephone — Ticket Office
Home Ice
Capacity including Stands
Location of Press Box

Dimensions of Rink
Club Colors
Uniforms

Minor Officials

Organist
Soloist

*Seymour H. Knox III
 *Northrup R. Knox
 *Robert O. Swados
 *David G. Forman
 *Joseph T. J. Stewart
 Henry M. Porter

Edwin C. Andrews
 Peter C. Andrews
 *George L. Collins, Jr., M.D.
 John B. Fisher
 Robert E. Rich, Jr.
 Howard T. Saperston, Jr.
 Robert M. Schmon
 *Paul A. Schoellkopf
 *George Strawbridge, Jr.
 Arthur Victor, Jr.
 George "Punch" Imlach
 Fred T. Hunt
 Floyd Smith
 John Andersen
 Robert W. Pickel
 Paul Wieland
 Ted Darling-Voice of the Sabres
 Rick Jeanneret, Pat Hannigan
 Robert E. Chambers, Jr.
 George Bergantz
 James M. Biggar
 Mike Scanlan
 John L. Butsch, M.D.
 Peter A. Casagrande, M.D.
 Ralph Citron, D.D.S.
 Frank Christie
 Angelo Nigro
 Fred Atkins
 Barb Baumann, Barbara Becker,
 Elaine Boldt, Leslie Brinkworth,
 Pat Gerevics, Linda Hoag,
 Linda Linck, Gerry Magill,
 Ann Marie Maue, Mary Randall,
 Gretchen Staebell, Lucy Tauriello,
 Dory Urbanek, Mary Wasielewski,
 Verna Wojcik
 Memorial Auditorium
 716-856-7300
 716-856-3111
 Memorial Auditorium
 16,433
 Suspended from ceiling on
 West Side
 196' x 85'
 Blue, White, Gold
Home: Base color white,
 trimmed in blue and gold
Away: Base color blue,
 trimmed in white and gold
 Ernest Brooks, Robert Carver,
 Sam Costello, Milt Ellis,
 Dan Guynn, Lester Harriott,
 Louis Madia, Mario Morettin,
 David Regan, Stanley Renkas
 Norm Wullen
 Joe Byron

The Front Office





SEYMOUR H. KNOX III

**Chairman of the Board
and President**

Excellence in sport is both personal accomplishment and professional aim for Seymour Knox and his brother Norty. The older Knox brother, Seymour has been a hard-driving dynamic leader in Buffalo's ascendancy in the NHL, as well as in rebuilding the city's self-image.

Formerly a nationally ranked squash racquets player and ex-President of the U. S. Squash Racquets Association, Seymour Knox had his hockey career ended as a schoolboy with a football

injury. But he continued his interest in the game and it paid off in December 1969 with the grant of a major league franchise to Buffalo. He is a Vice President of Kidder, Peabody and Co., Inc., members of the New York Stock Exchange, and active as a leader in a variety of community organizations. He also serves as the Sabres' representative on the NHL Board of Governors.



NORTHRUP R. KNOX

**Vice Chairman
of the Board**

Dogged-persistence by the Knox brothers and their hockey associates led to the Buffalo Sabres franchise, and persistence to build toward championship status describes Norty Knox's life style. He was world champion in the grueling sport of court tennis for ten years, and captain and number one player on the U. S. Polo team in 1966 and 1969. A varsity goalie at Yale University, he was one of the first in the sport to wear contact lenses in the nets, and is the Sabres'

alternate representative on the NHL Board of Governors.



ROBERT O. SWADOS

**Vice President
and Counsel**

There are a few men who worked long and hard to convince the nation that Buffalo was a big league sports town in the days when there wasn't a big league sports franchise on the Niagara Frontier. Bob Swados was one of those men, and in large part it was his dedication and articulate advocacy for big time sport here that resulted in this becoming one of pro sports premier hotbeds in the past few years.

Former vice president of the Buffalo Bisons Baseball Club and vice president of Major League for Buffalo Inc., he has been counsel to the Knox brothers since their first NHL application in 1965. He is a partner in the law firm of Cohen, Swados, Wright, Hanifin & Bradford.



DAVID G. FORMAN

Administrative Vice President

The day-to-day headaches of the business of sport have been handled since the beginning of the Sabres by Dave Forman, whose administrative ability centers on separating the wheat from the chaff when problems are put before him. If it's sometimes hard to find Dave Forman at his desk, it's because he's out in the Auditorium — in hard hat if need be — checking out some construction, or off at a TV studio arranging for a broader schedule of game telecasts.

A well-known business and civic leader in Western New York for three decades, he was named administrative vice president and a member of the Sabres' executive committee in the fall of 1970, after serving as club VP since the franchise was awarded.



GEORGE "PUNCH" IMLACH

Vice President/Hockey
and General Manager

The team which reached the Stanley Cup finals last season bore no resemblance to the 21 players who Punch Imlach took in the expansion draft of June 1970. At that time, Imlach said those players probably wouldn't be around when Buffalo became a winner, and he was correct. But Imlach was able to parlay their talent and tradeability and the fruits of five years in the amateur draft into the heights Buffalo has reached. In his 16 years in the NHL, Imlach has been the boss of four Stanley

Cup champions, and a dozen playoff teams. His Buffalo club of 1972-73 was the first expansion team to make the playoffs in the old East Division, and trades early and midway during last season shored up the Sabres to the extent they finished at a league-top 113 points at season's end.

Imlach has always been a successful hockey executive, from the days of coaching Jean Beliveau and the old Quebec Aces, to his first NHL glory years with Toronto, where he had four Cup winners and 10 playoff clubs.

Punch retired from coaching in 1972 after illness, and was named a vice president of the Sabres a year later. He is considered one of pro sport's most outspoken personalities and couples that with a dry and unabashed wit.




FRED T. HUNT

Assistant General Manager

One of the busiest men in the Buffalo hockey organization, Fred Hunt and hockey in Buffalo are synonymous. For 18 years he was general manager and four times coach of the old Buffalo Bisons of the AHL, and was a star winger for the Bisons for a decade preceding. Fred has been the Sabres' Assistant General Manager and troubleshooter since the club was founded, and his lengthy experience in hockey administration has been vital in setting up the very successful operation of the Sabres. In 1972-73 he was asked to

assume the extra duties of running the Sabres' farm team in Cincinnati, and served as general manager of the Swords until the club was deactivated.



FLOYD SMITH

Coach

An hour or so after his young Sabres were eliminated in the Stanley Cup finals last spring, a fellow worker offered Coach Floyd Smith congratulations. Smitty laughed and asked what for, adding with no rancor: "We didn't win, so what's that for?" But every hockey fan in Buffalo, as well as his players and those who covered the team all year, knew the Sabres rise to challenge for the Cup has much to owe to the Perth, Ont. native who's been one of hockey's most successful coaches since retiring as an active player. All Smith did in his first year as a big league coach

was lead a very young and inexperienced team to the best point total in the league, the most wins on the road and that Cup challenge. Smith started out with a club picked to finish third in its four-team division, and one which would be saddled with injuries all year long. At season's end, his Sabres were the most exciting team in hockey, and one which enjoyed playing the game too. Smith's low-key, high-knowledge approach to his profession augurs well for the future in Buffalo. He resides in the Buffalo suburb of Grand Island with his wife, Audrey, and son, Dean, and says his most difficult job in hockey is getting up in the pre-dawn hours to take Dean to his own team's practice.



JOHN ANDERSEN

Director of Scouting

There are good teams, and there are young teams in the NHL. But it takes a successful scouting system to build both a good and a young team at the same time. And John Andersen has operated just that kind of a system since the Sabres began in 1970. John and his scouts have helped build the heart of a Stanley Cup contender through the draft, and high choices such as Gil Perreault, Rick Martin, Jim Schoenfeld and so on have blossomed quickly into NHL stars. A native of Denmark, Andersen emigrated to Canada and joined the Toronto Maple

Leafs organization under Punch Imlach. He was with Toronto for 10 years, then spent a year with the California Golden Seals before rejoining Punch with the Sabres.



ROBERT W. PICKEL
Comptroller



ROBERT E. CHAMBERS, JR.
Director of Sales



GEORGE BERGANTZ
Sales



JAMES M. BIGGER
Director of Advertising



MIKE SCANLAN
Director of Security




FRANK CHRISTIE
Head Trainer



ANGELO NIGRO
Assistant Trainer



ROY CAST
Scout



BILL GIBB
Scout



LLOYD GRONSDAHL
Scout



BUCKY KANE
Scout



PAUL LOGEL
Scout



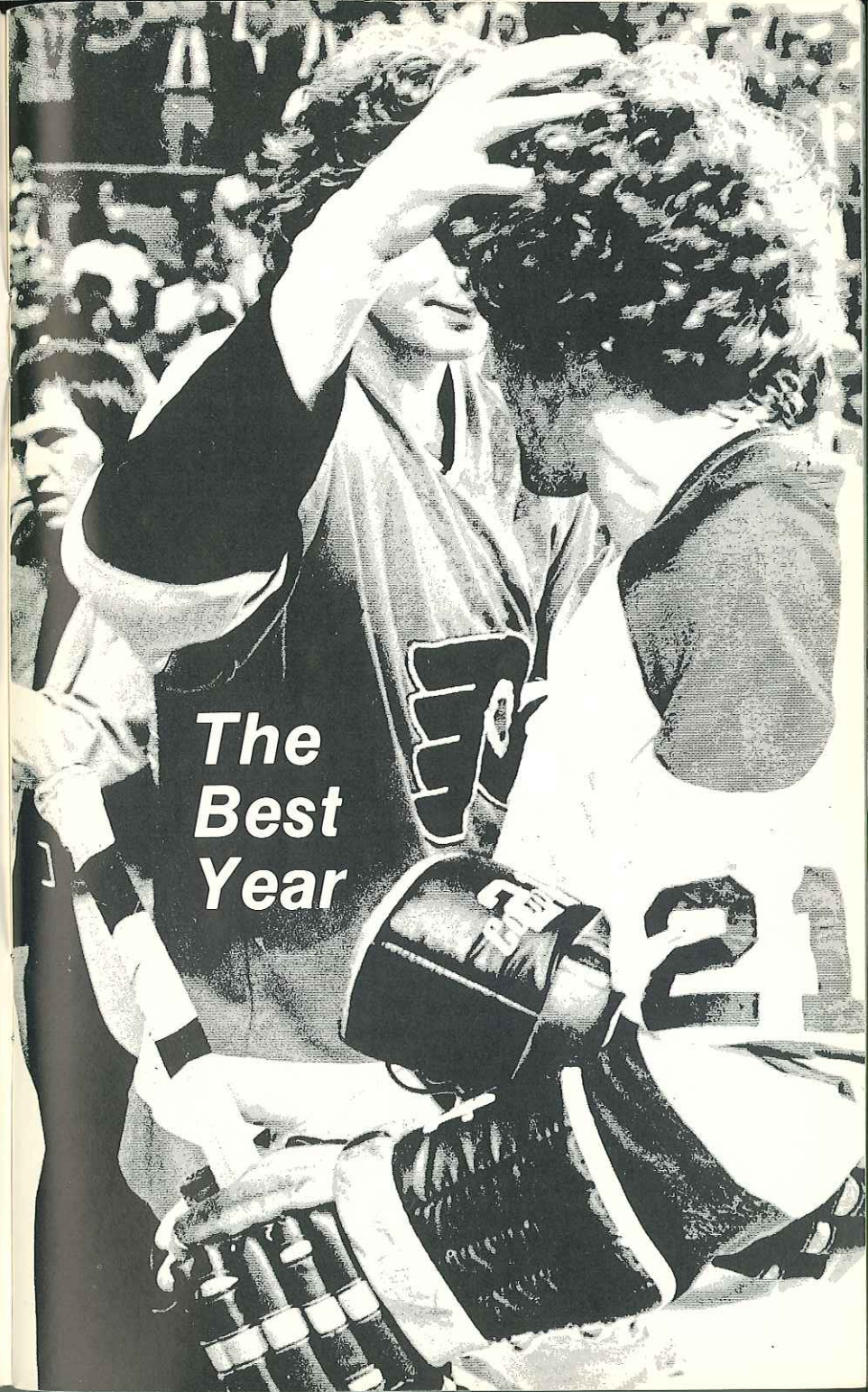
DOUG MINOR
Scout



MIKE RACICOT
Scout



JERRY WALKER
Scout



THE BEST YEAR

Buffalo fans were charged to fever pitch as the Sabres entered their first Stanley Cup final during the summer-like May days of 1975. The town expected the season to have a storybook ending with the Sabres—a team earlier picked to finish third in a four-team division by the experts—winning their first Stanley Cup.

Seemingly, all the ingredients were in proper mix, but the Philadelphia Flyers didn't go along with the recipe, and eliminated the young Sabres in six games to successfully defend the Stanley Cup.

Second best is still only second best, Coach Floyd Smith reminded those who wanted to console and congratulate him after the sixth and final game. But even losing in the final couldn't tarnish the best year ever for the Sabres.

During the regular season, the Sabres won more games than ever before, the Prince of Wales Conference and Adams Division titles, the most road games in the league, tied with Montreal and Philadelphia with 113 points to top the NHL, and established club and individual performance records in nearly every category, plus some league marks.

Center Don Luce was named winner of the Masterton Trophy by the Professional Hockey Writers Association, and awarded the trophy at a luncheon during the finals in Buffalo.

Richard Martin again topped the hallmark 50-goal total, with 52 for a second consecutive season. Right winger Rene Robert, set personal and team offensive records, becoming the first Sabres player to reach 100 points in a season, and was chosen the club's most valuable player by his teammates.

Through it all, as any winning team, the Sabres remained successful despite injuries which caused the club to lose 106 man games during the regular season. The French Connection line of Martin, Robert and Gil Perreault, for example, were disconnected for 30 regular season starts because of injuries.

The Sabres' amateur draft paid off handsome dividends again last season, as Danny Gare turned into one of the best rookie wingers in recent league history, and Bill Hajt one of its steadiest young defensemen.

Trades for Jocelyn Guevremont, Fred Stanfield and Gerry Desjardins during the season strengthened Buffalo, and rookie Gary Bromley won more games in the nets than any goalkeeper in Sabres history.

This season Buffalo returns with a young, fast and high-scoring team, augmented by the summer draft and several good prospects who spent 1974-75 in the high minor leagues. Last season was the best year, but Buffalo fans and the Sabres themselves feel the best is yet to come.

BUFFALO SABRES' FINAL 1974-75 SCORING STATISTICS

Player	GP	G	A	PTS	PIM	PPG	SHG	GWG
Rene Robert	74	40	60	100	75	14	0	3
Gil Perreault	68	39	57	96	36	12	0	8
Richard Martin	68	52	43	95	72	21	0	6
Don Luce	80	33	43	76	45	1	8	6
Rick Dudley	78	31	39	70	116	4	0	6
Jim Lorentz	72	25	45	70	18	6	0	6
Craig Ramsay	80	26	38	64	26	1	7	7
Dan Gare	78	31	31	62	75	5	0	2
Fred Stanfield—Buffalo	32	12	21	33	4	6	0	2
Minnesota	40	8	18	26	12	2	0	1
Jerry Korab	79	12	44	56	184	3	2	1
Peter McNab	53	22	21	43	8	1	0	1
Brian Spencer	73	12	29	41	77	1	0	1
Jocelyn Guevremont	66	7	25	32	32	4	0	0
Bill Hajt	76	3	26	29	68	1	0	0
Jim Schoenfeld	68	1	19	20	184	0	0	0
Larry Carriere	80	1	11	12	111	0	0	0
Lee Fogolin	50	2	2	4	59	2	0	0
Gary Bromley	50	0	4	4	2	0	0	0
Larry Mickey	23	2	0	2	2	0	0	0
Roger Crozier	23	0	2	2	8	0	0	0

GOALTENDERS	GPI	MINS	GA	SO	EN	AVG	SAVES	EFFCY	W	L	T
Roger Crozier	23	1260	55	3	0	2.62	518	90.4	17	2	1
Gerry Desjardins	9	540	25	0	0	2.78	239	90.5	6	2	1
Gary Bromley	50	2787	144	4	2	3.10	989	87.3	26	11	11
Rocky Farr	7	213	14	0	0	3.94	100	87.7	0	1	2

SABRES' OFFENSE 4.43 Goals Per Game
SABRES' DEFENSE 3.00 Goals Per Game

SABRES' RECORD	GP	W	L	T	GF	GA	PTS
at Home	40	28	6	6	199	113	62
on Road	40	21	10	9	155	127	51
vs. Norris Division	25	16	4	5	125	80	37
vs. Adams Division	18	12	2	4	93	51	28
vs. Patrick Division	17	7	6	4	60	64	18
vs. Smythe Division	20	14	4	2	76	45	30
Over-all 1974-75	80	49	16	15	354	240	113
Over-all 1973-74	78	32	34	12	242	250	76
Over-all 1972-73	78	37	27	14	257	219	88
Over-all 1971-72	78	16	43	19	203	289	51
Over-all 1970-71	78	24	39	15	217	291	63



BUFFALO SABRES' 1974-75 SCORES

Game		Visiting Team	Score	Home Team	W	L	T	GF	GA
No.	Date								
1	Oct. 10	Boston	5 9	Buffalo	1	0	0	9	5
2	Oct. 12	Buffalo	1 6	Philadelphia	1	1	0	10	11
3	Oct. 13	Los Angeles	4 1	Buffalo	1	2	0	11	15
4	Oct. 17	California	1 6	Buffalo	2	2	0	17	16
5	Oct. 19	Buffalo	2 1	Minnesota	3	2	0	19	17
6	Oct. 20	Toronto	5 5	Buffalo	3	2	1	24	22
7	Oct. 24	Buffalo	2 7	Los Angeles	3	3	1	26	29
8	Oct. 26	Buffalo	2 0	St. Louis	4	3	1	28	29
9	Oct. 27	Montreal	2 3	Buffalo	5	3	1	31	31
10	Nov. 2	Buffalo	6 3	Toronto	6	3	1	37	34
11	Nov. 3	Buffalo	4 3	NY Rangers	7	3	1	41	37
12	Nov. 5	Buffalo	2 2	Boston	7	3	2	43	39
13	Nov. 6	Chicago	4 6	Buffalo	8	3	2	49	43
14	Nov. 9	Buffalo	6 1	Kansas City	9	3	2	55	44
15	Nov. 10	Pittsburgh	3 8	Buffalo	10	3	2	63	47
16	Nov. 13	Buffalo	8 6	Montreal	11	3	2	71	53
17	Nov. 14	Minnesota	3 5	Buffalo	12	3	2	76	56
18	Nov. 16	Buffalo	5 7	Boston	12	4	2	81	63
19	Nov. 17	Atlanta	0 4	Buffalo	13	4	2	85	63
20	Nov. 20	Washington	3 7	Buffalo	14	4	2	92	66
21	Nov. 22	Buffalo	4 4	Atlanta	14	4	3	96	70
22	Nov. 24	Montreal	4 6	Buffalo	15	4	3	102	74
23	Nov. 27	Buffalo	3 1	Chicago	16	4	3	105	75
24	Nov. 28	Detroit	2 5	Buffalo	17	4	3	110	77
25	Nov. 30	Buffalo	5 5	Pittsburgh	17	4	4	115	82
26	Dec. 1	Pittsburgh	3 6	Buffalo	18	4	4	121	85
27	Dec. 3	Buffalo	5 3	Washington	19	4	4	126	88
28	Dec. 5	Washington	2 9	Buffalo	20	4	4	135	90
29	Dec. 8	Minnesota	0 5	Buffalo	21	4	4	140	90
30	Dec. 12	Vancouver	5 3	Buffalo	21	5	4	143	95
31	Dec. 14	Buffalo	2 4	Minnesota	21	6	4	145	99
32	Dec. 15	California	5 5	Buffalo	21	6	5	150	104
33	Dec. 18	NY Islanders	2 3	Buffalo	22	6	5	153	106
34	Dec. 22	Buffalo	4 0	Washington	23	6	5	157	106
35	Dec. 26	Chicago	1 3	Buffalo	24	6	5	160	107
36	Dec. 27	Buffalo	5 9	NY Rangers	24	7	5	165	116
37	Dec. 29	Philadelphia	5 2	Buffalo	24	8	5	167	121
38	Jan. 3	Buffalo	2 2	California	24	8	6	169	123
39	Jan. 5	St. Louis	2 4	Buffalo	25	8	6	173	125
40	Jan. 9	Los Angeles	5 2	Buffalo	25	9	6	175	130

Game		Visiting Team	Score	Home Team	W	L	T	GF	GA
No.	Date								
41	Jan. 11	Buffalo	3 3	Detroit	25	9	7	178	133
42	Jan. 12	Vancouver	1 5	Buffalo	26	9	7	183	134
43	Jan. 15	Buffalo	4 0	California	27	9	7	187	134
44	Jan. 17	Buffalo	4 2	Vancouver	28	9	7	191	136
45	Jan. 19	Kansas City	0 5	Buffalo	29	9	7	196	136
46	Jan. 23	Detroit	1 5	Buffalo	30	9	7	201	137
47	Jan. 25	Buffalo	7 6	Montreal	31	9	7	208	143
48	Jan. 26	Atlanta	4 3	Buffalo	31	10	7	211	147
49	Jan. 30	NY Rangers	3 6	Buffalo	32	10	7	217	150
50	Feb. 1	Buffalo	0 6	Philadelphia	32	11	7	217	156
51	Feb. 2	Kansas City	1 8	Buffalo	33	11	7	225	157
52	Feb. 4	Buffalo	6 1	Detroit	34	11	7	231	158
53	Feb. 6	Buffalo	2 2	NY Islanders	34	11	8	233	160
54	Feb. 9	Montreal	4 4	Buffalo	34	11	9	237	164
55	Feb. 12	Buffalo	3 3	Pittsburgh	34	11	10	240	167
56	Feb. 13	Boston	1 3	Buffalo	35	11	10	243	168
57	Feb. 16	St. Louis	4 4	Buffalo	35	11	11	247	172
58	Feb. 18	Buffalo	3 2	NY Islanders	36	11	11	250	174
59	Feb. 20	Philadelphia	6 6	Buffalo	36	11	12	256	180
60	Feb. 21	Buffalo	9 4	Washington	37	11	12	265	184
61	Feb. 23	Toronto	1 4	Buffalo	38	11	12	269	185
62	Feb. 27	Los Angeles	0 5	Buffalo	39	11	12	274	185
63	Mar. 1	Buffalo	2 3	Detroit	39	12	12	276	188
65	Mar. 2	NY Islanders	3 3	Buffalo	39	12	13	279	191
65	Mar. 5	Buffalo	6 3	NY Rangers	40	12	13	285	194
66	Mar. 8	Buffalo	3 3	St. Louis	40	12	14	288	197
67	Mar. 9	Pittsburgh	4 8	Buffalo	41	12	14	296	201
68	Mar. 11	Buffalo	2 2	Los Angeles	41	12	15	298	203
69	Mar. 12	Buffalo	7 2	California	42	12	15	305	205
70	Mar. 14	Buffalo	1 5	Vancouver	42	13	15	306	210
71	Mar. 16	Buffalo	11 3	Toronto	43	13	15	317	213
72	Mar. 20	NY Rangers	3 6	Buffalo	44	13	15	323	216
73	Mar. 22	Buffalo	4 2	Kansas City	45	13	15	327	218
74	Mar. 23	California	4 9	Buffalo	46	13	15	336	222
75	Mar. 26	Buffalo	1 5	Chicago	46	14	15	337	227
76	Mar. 28	Buffalo	2 3	Atlanta	46	15	15	339	230
77	Mar. 30	Toronto	5 4	Buffalo	46	16	15	343	235
78	Apr. 1	Buffalo	3 1	Boston	47	16	15	346	236
79	Apr. 3	Boston	2 4	Buffalo	48	16	15	350	238
80	Apr. 5	Buffalo	4 2	Toronto	49	16	15	354	240

1974-75 FINAL NHL STANDINGS

PRINCE OF WALES CONFERENCE

JAMES NORRIS DIVISION

	GP	W	L	T	GF	GA	PTS
Montreal	80	47	14	19	374	225	113
Los Angeles	80	42	17	21	269	185	105
Pittsburgh	80	37	28	15	326	289	89
Detroit	80	23	45	12	259	335	58
Washington	80	8	67	5	181	446	21

CHARLES F. ADAMS DIVISION

BUFFALO	80	49	16	15	354	240	113
Boston	80	40	26	14	345	245	94
Toronto	80	31	33	16	280	309	78
California	80	19	48	13	212	316	51

CLARENCE CAMPBELL CONFERENCE

LESTER PATRICK DIVISION

	GP	W	L	T	GF	GA	PTS
Philadelphia	80	51	18	11	293	181	113
N.Y. Rangers	80	37	29	14	319	276	88
N.Y. Islanders	80	33	25	22	264	221	88
Atlanta	80	34	31	15	243	233	83

CONN SMYTHE DIVISION

Vancouver	80	38	32	10	271	254	86
St. Louis	80	35	31	14	269	267	84
Chicago	80	37	35	8	268	241	82
Minnesota	80	23	50	7	221	341	53
Kansas City	80	15	54	11	184	328	41



BUFFALO VS ATLANTA

	GP	W	L	T	GF	GA	Pts
Buffalo	4	1	2	1	13	11	3
Atlanta	4	2	1	1	11	13	5

At Buffalo (1-1-0)

Nov. 17 — Buffalo	4	Atlanta	0
Jan. 26 — Atlanta	4	Buffalo	3

At Atlanta (0-1-1)

Nov. 22 — Buffalo	4	Atlanta	4
Mar. 28 — Atlanta	3	Buffalo	2

Goals By Period

	1	2	3	Tot.
Buffalo	4	3	6	13
Atlanta	4	4	3	11

Shots On Goal

	1	2	3	Tot.
Buffalo	48	38	50	136
Atlanta	32	37	33	102

INDIVIDUAL SCORING

Buffalo	GP	G	A	PTS	PIM	Atlanta	GP	G	A	PTS	PIM
Luce	4	0	5	5	4	Ecclestone	3	2	3	5	6
Gare	4	2	2	4	0	Vail	4	3	1	4	0
Ramsay	4	2	2	4	0	Bennett	3	2	1	3	0
Martin	3	1	3	4	0	Lysiak	4	1	2	3	2
Korab	4	2	1	3	4	McCreary	4	1	2	3	0
Perreault	3	2	0	2	2	Leiter	1	0	3	3	0
Dudley	4	2	0	2	10	Manery	4	0	2	2	4
Robert	4	1	1	2	12	Hextall	4	1	0	1	2
Hajt	3	1	0	1	4	Price	4	1	0	1	2
Crozier	1	0	1	1	0	Meehan	1	0	1	1	0
Schoenfeld	2	0	1	1	4	Talafous	2	0	1	1	0
Guevremont	3	0	1	1	2	Comeau	3	0	1	1	0
Spencer	3	0	1	1	2	Lemieux	3	0	1	1	2
Fogolin	4	0	1	1	2	Graves	4	0	1	1	2
Lorentz	4	0	1	1	0	Harvey	4	0	1	1	0
						Murray	4	0	1	1	0
						Bialowas	2	0	0	0	2
						Gibbs	2	0	0	0	2
						Kea	2	0	0	0	4
						Richard	3	0	0	0	2
						Quinn	4	0	0	0	12
Totals	4	13	20	33	46	Totals	4	11	21	32	42

GOALTENDERS

Buffalo	GP	Min.	GA	SO	Avg.	Atlanta	GP	Min.	GA	SO	Avg.
Crozier (1-0-0)	1	60	0	1	0.000	Myre (1-0-0)	1	60	2	0	2.00
Desjardins (0-1-0)	1	60	3	0	3.00	Bouchard (1-1-1)	3	180	11	0	3.67
Bromley (0-1-1)	2	120	8	0	4.00						

BUFFALO VS BOSTON

	GP	W	L	T	GF	GA	Pts.
Buffalo	6	4	1	1	26	18	9
Boston	6	1	4	1	18	26	3

At Buffalo (3-0-0)

Oct. 10 — Buffalo	9	Boston	5	Nov. 5 — Buffalo	2	Boston	2
Feb. 13 — Buffalo	3	Boston	1	Nov. 16 — Boston	7	Buffalo	5
Apr. 3 — Buffalo	4	Boston	2	Apr. 1 — Buffalo	3	Boston	1

At Boston (1-1-1)

Goals By Period

	1	2	3	Tot.
Buffalo	5	11	10	26
Boston	6	3	9	18

Shots On Goal

	1	2	3	Tot.
Buffalo	77	64	57	198
Boston	41	71	47	159

INDIVIDUAL SCORING

Buffalo	GP	G	A	PTS	PIM	Boston	GP	G	A	PTS	PIM
Martin	6	7	2	9	6	Hodge	6	3	3	6	12
Robert	6	1	8	9	2	Orr	6	2	4	6	14
Perreault	6	5	3	8	6	Esposito	6	3	2	5	2
Luce	6	2	5	7	6	Bucyk	6	1	4	5	0
Ramsay	6	2	4	6	0	Savard	6	2	2	4	6
Lorentz	6	0	6	6	2	Vadnais	6	1	3	4	10
Dudley	6	3	1	4	5	Sheppard	6	0	4	4	4
Gare	6	3	1	4	2	Sims	6	3	0	3	4
Korab	6	0	3	3	10	Marcotte	6	1	2	3	14
Stanfield	3	1	1	2	0	Forbes	6	1	1	2	8
Spencer	4	1	1	2	2	Cashman	3	0	2	2	0
Guevremont	5	1	1	2	0	O'Reilly	5	0	2	2	16
Hajt	4	0	2	2	6	Schmautz	2	1	0	1	2
Carriere	6	0	2	2	16	Langdon	1	0	1	1	0
Gratton	1	0	1	1	0	Edestrand	5	0	1	1	9
Bromley	4	0	1	1	0	Hynes	1	0	0	0	2
Schoenfeld	5	0	1	1	12	Anderson	2	0	0	0	2
Meehan	1	0	0	0	2	Doak	3	0	0	0	2
Fogolin	3	0	0	0	2	Gilbert	5	0	0	0	2
						Smith	6	0	0	0	8
Totals	6	26	43	69	79	Totals	6	18	31	49	117

GOALTENDERS

Buffalo	GP	Min.	GA	SO	Avg.	Boston	GP	Min.	GA	SO	Avg.
Desjardins (2-0-0)	2	120	3	0	1.50	Broderick (0-1-0)	1	60	4	0	4.00
Bromley (2-1-1)	4	240	15	0	3.75	*Gilbert (1-3-1)	5	300	21	0	4.20

*Also, one empty net goal against

BUFFALO VS CALIFORNIA

	GP	W	L	T	GF	GA	Pts.
Buffalo	6	4	0	2	33	14	10
California	6	0	4	2	14	33	2

At Buffalo (2-0-1)

Oct. 17 — Buffalo	6	Calif.	1	Jan. 3 — Buffalo	2	Calif.	2
Dec. 15 — Buffalo	5	Calif.	5	Jan. 15 — Buffalo	4	Calif.	0
Mar. 23 — Buffalo	9	Calif.	4	Mar. 12 — Buffalo	7	Calif.	2

At California (2-0-1)

Goals By Period

	1	2	3	Tot.
Buffalo	12	10	11	33
California	4	7	3	14

Shots On Goal

	1	2	3	Tot.
Buffalo	71	73	80	224
California	39	49	42	130

INDIVIDUAL SCORING

Buffalo	GP	G	A	PTS	PIM	California	GP	G	A	PTS	PIM
Dudley	5	5	3	8	10	Williams	5	2	3	5	0
Perreault	5	5	3	8	2	Hrechkosy	5	2	2	4	0
McNab	5	4	3	7	4	Patey	6	3	0	3	6
Luce	6	3	4	7	4	Gardner	5	2	1	3	0
Korab	6	1	6	7	22	McAdam	6	2	1	3	2
Ramsay	6	3	3	6	2	Weir	6	0	3	3	0
Martin	4	3	2	5	2	Spring	2	0	2	2	0
Robert	5	3	2	5	6	Johnston	5	0	2	2	4
Schoenfeld	6	0	5	5	20	Frig	6	0	2	2	4
Spencer	6	0	5	5	8	Patrick	1	1	0	1	0
Guevremont	5	1	3	4	4	Mott	4	1	0	1	0
Stanfield	2	2	1	3	2	J. Stewart	6	1	0	1	0
Gare	6	2	1	3	0	Huston	2	0	1	1	0
Lorentz	5	0	3	3	0	Christie	3	0	1	1	7
Hajt	6	0	2	2	4	Moxey	3	0	1	1	0
Fogolin	4	1	0	1	0	Pesut	5	0	1	1	2
Carriere	6	0	0	0	4	Neilson	6	0	1	1	0
						Gilbertson	1	0	0	0	2
						Greig	1	0	0	0	2
						Simmer	4	0	0	0	8
						B. Stewart	4	0	0	0	2
						Hampton	6	0	0	0	4
Totals	6	33	46	79	94	Totals	6	14	21	35	43

GOALTENDERS

Buffalo	GPI	Min.	GA	SO	Avg.	California	GP	Min.	GA	SO	Avg.
Crozier (2-0-0)	2	120	2	1	1.00	Simmons (0-3-1)	4	240	22	0	5.50
Bromley (1-0-1)	2	107	4	0	2.25	Meloche (0-1-1)	2	120	11	0	5.50
Farr (0-0-1)	2	73	4	0	3.28						
Desjardins (1-0-0)	1	60	4	0	4.00						

BUFFALO VS CHICAGO

	GP	W	L	T	GF	GA	Pts.
Buffalo	4	3	1	0	13	11	6
Chicago	4	1	3	0	11	13	2

At Buffalo (2-0-0)

Nov. 6 — Buffalo	6	Chicago	4
Dec. 26 — Buffalo	3	Chicago	1

At Chicago (1-1-0)

Nov. 27 — Buffalo	3	Chicago	1
Mar. 26 — Chicago	5	Buffalo	1

Goals By Period

	1	2	3	Tot.
Buffalo	4	5	4	13
Chicago	3	4	4	11

Shots On Goal

	1	2	3	Tot.
Buffalo	50	40	39	129
Chicago	27	21	33	81

INDIVIDUAL SCORING

Buffalo	GP	G	A	PTS	PIM	Chicago	GP	G	A	PTS	PIM
Robert	4	3	2	5	2	Mikita	4	2	3	5	2
Perreault	4	3	2	5	2	Koroll	4	1	3	4	0
Martin	2	1	3	4	20	Rota	4	1	3	4	2
Korab	4	0	3	3	4	Redmond	4	2	1	3	2
Spencer	4	2	0	2	2	Tallon	2	0	3	3	12
Luce	4	1	1	2	0	Magnuson	2	1	1	2	4
Gratton	3	1	1	2	0	Martin	3	1	1	2	12
Lorentz	4	0	2	2	2	Gagnon	4	0	2	2	0
Ramsay	4	0	2	2	4	White	3	0	2	2	2
Bromley	4	0	2	2	0	Daigle	3	1	0	1	0
Carriere	4	1	0	1	6	Marks	4	1	0	1	2
Stanfield	1	1	0	1	0	Pappin	3	1	0	1	0
Guevremont	2	0	0	0	4	Russell	4	0	0	0	12
Schoenfeld	3	0	0	0	4	Jarrett	4	0	0	0	4
Totals	4	13	18	31	50	Totals	4	11	19	30	54

GOALTENDERS

Buffalo	GP	Min.	GA	SO	Avg.	Chicago	GP	Min.	GA	SO	Avg.
Bromley (3-1-0)	4	240	11	0	2.75	Esposito (1-3-0)	4	240	13	0	3.25

BUFFALO VS DETROIT

	GP	W	L	T	GF	GA	Pts.
Buffalo	5	3	1	1	21	10	7
Detroit	5	1	3	1	10	21	3

At Buffalo (2-0-0)

Nov. 28 — Buffalo	5	Detroit	2
Jan. 23 — Buffalo	5	Detroit	1

At Detroit (1-1-1)

Jan. 11 — Buffalo	3	Detroit	3
Feb. 4 — Buffalo	6	Detroit	1
Mar. 1 — Detroit	3	Buffalo	2

Goals By Period

	1	2	3	Tot.
Buffalo	7	11	3	21
Detroit	2	3	5	10

Shots On Goal

	1	2	3	Tot.
Buffalo	67	71	48	186
Detroit	36	49	37	122

INDIVIDUAL SCORING

Buffalo	GP	G	A	PTS	PIM	Detroit	GP	G	A	PTS	PIM
Robert	5	2	5	7	2	Dionne	5	3	2	5	0
Dudley	5	4	2	6	7	Lothead	5	1	2	3	6
Martin	4	2	4	6	6	Grant	5	2	0	2	2
Luce	5	2	4	6	5	Libett	5	2	0	2	0
Spencer	5	2	3	5	4	Nowak	4	1	1	2	9
Gare	5	2	2	4	2	Roberto	4	0	2	2	2
Perreault	3	1	3	4	4	Bergman	5	0	2	2	6
Lorentz	5	2	1	3	0	McCann	1	1	0	1	0
McNab	4	1	2	3	2	Giroux	3	0	1	1	7
Guevremont	5	1	2	3	2	Hogaboam	3	0	1	1	0
Hajt	5	0	3	3	0	Jarry	4	0	1	1	0
Ramsay	5	0	2	2	4	Lynch	4	0	1	1	6
Stanfield	2	1	0	1	0	Watson	5	0	1	1	12
Fogolin	4	1	0	1	0	Salovaara	2	0	0	0	2
Schoenfeld	4	0	1	1	12	Snell	2	0	0	0	2
Carriere	5	0	1	1	4	Rutherford	4	0	0	0	2
Korab	5	0	1	1	17	Hamel	5	0	0	0	11
Totals	5	21	36	57	71	Totals	5	10	14	24	67

GOALTENDERS

Buffalo	GP	Min.	GA	SO	Avg.	Detroit	GP	Min.	GA	SO	Avg.
Crozier (2-0-0)	2	120	3	0	1.50	McKenzie (0-1-0)	2	80	0	3.76	
Bromley (1-1-1)	3	180	7	0	2.33	Rutherford (1-2-1)	4	220	16	0	4.36

BUFFALO VS KANSAS CITY

	GP	W	L	T	GF	GA	Pts.
Buffalo	4	4	0	0	23	4	8
Kansas City	4	0	4	0	4	23	0

At Buffalo (2-0-0)

Jan. 19 — Buffalo	5	Kans. City 0	Nov. 9 — Buffalo	6	Kans. City 1
Feb. 2 — Buffalo	8	Kans. City 1	Mar. 22 — Buffalo	4	Kans. City 2

At Kansas City (2-0-0)

Goals By Period

	1	2	3	Tot.
Buffalo	4	7	12	23
Kansas City	3	1	0	4

Shots On Goal

	1	2	3	Tot.
Buffalo	74	49	67	190
Kansas City	29	40	23	92

INDIVIDUAL SCORING

Buffalo	GP	G	A	PTS	PIM	Kansas City	GP	G	A	PTS	PIM
Lorentz	4	5	5	10	4	Nolet	4	2	1	3	0
Dudley	4	3	6	9	0	Hudson	4	1	1	2	0
McNab	4	3	6	9	0	Rota	4	1	1	2	0
Martin	3	3	3	6	0	Johnston	1	0	1	1	0
Korab	4	3	3	6	0	Charron	3	0	1	1	0
Spencer	3	1	3	4	2	Croteau	4	0	1	1	0
Gare	4	1	3	4	2	Huges	4	0	1	1	2
Robert	4	1	2	3	2	Powis	4	0	1	1	0
Guevremont	4	0	3	3	0	Giroux	1	0	0	0	2
Hajt	4	0	3	3	0	Lagace	2	0	0	0	2
Luce	4	1	1	2	2	Patterson	3	0	0	0	10
Ramsay	4	1	1	2	2	Gilbert	4	0	0	0	2
Schoenfeld	4	1	1	2	6	Lemieux	4	0	0	0	4
Stanfield	2	0	1	1	0	McElmury	4	0	0	0	2
Fogolin	3	0	0	0	2	Paiement	4	0	0	0	2
Carriere	4	0	0	0	4						
Totals	4	23	41	64	26	Totals	4	4	8	12	26

GOALTENDERS

Buffalo	GP	Min.	GA	SO	Avg.	Kans. City	GP	Min.	GA	SO	Avg.
Bromley (2-0-0)	2	100	0	1	0.00	McDuffe (0-1-0)	1	60	4	0	4.00
Crozier (2-0-0)	3	140	4	0	1.71	Plasse (0-1-0)	1	60	6	0	6.00
						Herron (0-2-0)	2	120	13	0	6.50

BUFFALO VS LOS ANGELES

	GP	W	L	T	GF	GA	Pts.
Buffalo	5	1	3	1	12	18	3
Los Angeles	5	3	1	1	18	12	7

At Buffalo (1-2-0)

Oct. 13 — L. A.	4	Buffalo 1
Jan. 9 — L. A.	5	Buffalo 2
Feb. 27 — Buffalo	5	L. A. 0

At Los Angeles (0-1-1)

Oct. 24 — L. A.	7	Buffalo 2
Mar. 11 — Buffalo	2	L. A. 2

Goals By Period

	1	2	3	Tot.
Buffalo	2	4	6	12
Los Angeles	7	5	6	18

Shots On Goal

	1	2	3	Tot.
Buffalo	58	56	91	205
Los Angeles	43	47	31	121

INDIVIDUAL SCORING

Buffalo	GP	G	A	PTS	PIM	Los Angeles	GP	G	A	PTS	PIM
Perreault	5	3	2	5	4	Nevin	5	5	1	6	2
Robert	4	2	3	5	2	Kozak	5	4	2	6	2
Martin	4	1	4	5	6	Widing	5	3	3	6	2
Korab	5	1	3	4	8	Goring	3	1	4	5	2
Dudley	5	0	3	3	0	St. Marseille	5	1	3	4	2
McNab	5	2	0	2	0	Maloney	5	0	4	4	0
Guevremont	4	1	1	2	6	Berry	5	2	0	2	2
Lorentz	4	0	2	2	0	Carr	5	0	2	2	2
Schoenfeld	5	0	2	2	0	Kannegeisser	5	0	2	2	2
Stanfield	2	1	0	1	0	Williams	4	1	0	1	0
Luce	5	1	0	1	2	Murphy	5	1	0	1	2
Robitaille	1	0	1	1	0	Brown	5	0	1	1	6
Gare	4	0	1	1	2	Murdoch	5	0	1	1	10
Ramsay	5	0	1	1	0	Komadoski	4	0	0	0	2
Spencer	5	0	1	1	6	Harper	5	0	0	0	8
Totals	5	12	24	36	36	Totals	5	18	23	41	44

GOALTENDERS

Buffalo	GP	Min.	GA	SO	Avg.	L. Angeles	GP	Min.	GA	SO	Avg.
Crozier (1-0-0)	1	60	0	1	0.00	Vachon (3-1-1)	5	300	12	0	2.40
Desjardins (0-0-1)	1	60	2	0	2.00						
Bromley (0-3-0)	3	160	14	0	5.24						
Farr (0-0-0)	1	20	2	0	6.00						

BUFFALO VS MINNESOTA

	GP	W	L	T	GF	GA	Pts.
Buffalo	4	3	1	0	14	8	6
Minnesota	4	1	3	0	8	14	2

At Buffalo (2-0-0)

Nov. 14 — Buffalo	5	Minn.	3	Oct. 19 — Buffalo	2	Minn.	1
Dec. 8 — Buffalo	5	Minn.	0	Dec. 14 — Minn.	4	Buffalo	2

At Minnesota (1-1-0)

Goals By Period

	1	2	3	Tot.
Buffalo	2	7	5	14
Minnesota	2	4	2	8

Shots On Goal

	1	2	3	Tot.
Buffalo	40	43	54	137
Minnesota	33	39	32	104

INDIVIDUAL SCORING

Buffalo	GP	G	A	PTS	PIM	Minnesota	GP	G	A	PTS	PIM
Robert	4	3	3	6	2	Drouin	4	1	3	4	2
Dudley	4	1	4	5	15	Parise	4	1	2	3	8
Martin	4	3	1	4	4	Martineau	4	2	0	2	2
Lorentz	3	1	2	3	0	Oliver	4	2	0	2	0
Perreault	4	1	2	3	2	Boucha	4	0	2	2	2
Gare	4	2	0	2	7	Gibbs	4	0	2	2	2
Ramsay	4	1	1	2	2	Nantais	3	1	0	1	0
Spencer	4	1	1	2	7	Flesch	4	1	0	1	0
Schoenfeld	3	0	2	2	4	Goldsworthy	4	0	1	1	0
Korab	4	0	2	2	6	Hextall	4	0	1	1	0
Luce	4	0	2	2	4	Hicks	4	0	1	1	13
McNab	1	1	0	1	0	Stanfield	4	0	1	1	2
Carriere	4	0	1	1	2	Nanne	1	0	0	0	2
Hajt	4	0	1	1	12	O'Brien	2	0	0	0	15
Crozier	1	0	0	0	2	Ahrens	3	0	0	0	5
Fogolin	2	0	0	0	4	Reid	4	0	0	0	4
Guevremont	2	0	0	0	2						
Totals	4	14	22	36	75	Totals	4	8	13	21	57

GOALTENDERS

Buffalo	GP	Min.	GA	SO	Avg.	Minn.	GP	Min.	GA	SO	Avg.
*Bromley (2-1-0)	3	180	4	1	1.33	*Lopresti (1-1-0)	2	120	6	0	3.00
Crozier (1-0-0)	1	60	3	0	3.00	Maniago (0-2-0)	2	120	7	0	3.50

*Also, one empty net goal against

BUFFALO VS MONTREAL

	GP	W	L	T	GF	GA	Pts.
Buffalo	5	4	0	1	28	22	9
Montreal	5	0	4	1	22	28	1

At Buffalo (2-0-1)

Oct. 27 — Buffalo	3	Mont.	2	Nov. 13 — Buffalo	8	Mont.	6
Nov. 24 — Buffalo	6	Mont.	4	Jan. 25 — Buffalo	7	Mont.	6
Feb. 9 — Buffalo	4	Mont.	4				

At Montreal (2-0-0)

Goals By Period

	1	2	3	Tot.
Buffalo	10	8	10	28
Montreal	7	7	8	22

Shots On Goal

	1	2	3	Tot.
Buffalo	75	48	56	179
Montreal	44	52	56	152

INDIVIDUAL SCORING

Buffalo	GP	G	A	PTS	PIM	Montreal	GP	G	A	PTS	PIM
Robert	5	6	6	12	0	Mahovlich	5	4	4	8	0
Martin	5	4	6	10	4	Savard	5	2	6	8	2
Lorentz	5	2	4	6	0	Lapointe	5	4	3	7	4
Korab	5	2	3	5	27	Cournoyer	5	3	4	7	4
Ramsay	5	2	3	5	6	Lafleur	5	2	4	6	6
Perreault	3	1	4	5	2	Shutt	5	1	4	5	8
Gare	5	4	0	4	6	Lemaire	5	0	5	5	0
Hajt	5	1	3	4	2	Lambert	5	3	0	3	22
Luce	5	1	2	3	2	Risebrough	3	1	1	2	23
Spencer	5	1	2	3	9	Robinson	5	0	2	2	4
Guevremont	4	0	3	3	4	Gainey	5	1	0	1	9
McNab	3	2	0	2	0	Sather	4	1	0	1	6
Dudley	5	1	1	2	4	Roberts	5	0	1	1	4
Carriere	5	0	2	2	24	Tremblay	3	0	1	1	17
Stanfield	1	1	0	1	2	Wilson	4	0	1	1	4
Schoenfeld	3	0	1	1	15	Awrey	2	0	0	0	2
Fogolin	4	0	0	0	17	Bouchard	5	0	0	0	22
Crozier	2	0	0	0	4						
Totals	5	28	40	68	128	Totals	5	22	36	58	135

GOALTENDERS

Buffalo	GP	Min.	GA	SO	Avg.	Montreal	GP	Min.	GA	SO	Avg.
Crozier (1-0-0)	2	100	7	0	4.10	Larocque (0-1-1)	2	120	11	0	5.50
Bromley (3-0-1)	4	200	15	0	4.50	Dryden (0-3-0)	3	180	17	0	5.67

BUFFALO VS NEW YORK ISLANDERS

	GP	W	L	T	GF	GA	Pts.
Buffalo	4	2	0	2	11	9	6
New York Islanders	4	0	2	2	9	11	2

At Buffalo (1-0-1)

Dec. 18 — Buffalo	3	N. Y. I.	2	Feb. 6 — Buffalo	2	N. Y. I.	2
Mar. 2 — Buffalo	3	N. Y. I.	3	Feb. 18 — Buffalo	3	N. Y. I.	2

At New York (1-0-1)

Goals By Period

	1	2	3	Tot.
Buffalo	4	4	3	11
N. Y. I.	3	3	3	9

Shots On Goal

	1	2	3	Tot.
Buffalo	44	49	43	136
N. Y. I.	35	27	35	97

INDIVIDUAL SCORING

Buffalo	GP	G	A	PTS	PIM	N. Y. I.	GP	G	A	PTS	PIM
Luce	4	3	1	4	2	Westfall	3	1	3	4	0
Martin	4	2	2	4	4	Parise	3	1	2	3	6
Robert	4	2	2	4	6	Stewart	4	1	2	3	0
Perreault	3	0	3	3	0	Nystrom	4	0	3	3	22
Spencer	3	1	1	2	0	Gillies	4	2	0	2	0
Korab	4	1	1	2	4	Drouin	3	1	1	2	0
Ramsay	4	1	1	2	0	Lewis	4	1	1	2	0
Gare	4	0	2	2	19	St. Laurent	4	1	1	2	0
Stanfield	3	1	0	1	0	D. Potvin	4	0	2	2	2
Lorentz	3	0	1	1	0	MacMillan	3	1	0	1	0
McNab	3	0	1	1	2	Howatt	3	0	1	1	4
Hajt	4	0	1	1	2	Harris	4	0	1	1	0
Dudley	4	0	1	1	14	Fortier	3	0	0	0	9
Guevremont	3	0	0	0	2	Bourne	4	0	0	0	2
Carriere	4	0	0	0	2	Hart	4	0	0	0	21
Schoenfeld	4	0	0	0	16	Marshall	4	0	0	0	6
Totals	4	11	17	28	73	Totals	4	9	17	26	72

GOALTENDERS

Buffalo	GP	Min.	GA	SO	Avg.	N. Y. I.	GP	Min.	GA	SO	Avg.
Bromley (1-0-1)	2	120	4	0	2.00	Smith (0-1-1)	2	120	5	0	2.50
Crozier (1-0-1)	2	120	5	0	2.50	Resch (0-1-1)	2	120	6	0	3.00

BUFFALO VS NEW YORK RANGERS

	GP	W	L	T	GF	GA	Pts.
Buffalo	5	4	1	0	27	21	8
New York Rangers	5	1	4	0	21	27	2

At Buffalo (2-0-0)

Jan. 30 — Buffalo	6	N. Y. R.	3
Mar. 20 — Buffalo	6	N. Y. R.	3

At New York (2-1-0)

Nov. 3 — Buffalo	4	N. Y. R.	3
Dec. 27 — N. Y. R.	9	Buffalo	5
Mar. 5 — Buffalo	6	N. Y. R.	3

Goals By Period

	1	2	3	Tot.
Buffalo	11	8	8	27
N. Y. R.	4	9	8	21

Shots On Goal

	1	2	3	Tot.
Buffalo	62	51	58	171
N. Y. R.	49	72	67	188

INDIVIDUAL SCORING

Buffalo	GP	G	A	PTS	PIM	N. Y. R.	GP	G	A	PTS	PIM
Perreault	4	2	5	7	0	Ratelle	5	1	8	9	2
Stanfield	3	0	7	7	0	Gilbert	4	3	3	6	2
Robert	5	0	7	7	8	Stemkowski	5	2	4	6	2
Lorentz	5	6	0	6	2	Vickers	5	3	2	5	5
Luce	5	4	2	6	6	Greschner	5	1	3	4	4
Dudley	5	2	4	6	2	Park	3	0	4	4	2
Martin	3	5	0	5	0	Polis	5	3	0	3	0
Ramsay	5	3	2	5	0	Butler	5	1	2	3	4
Gare	5	1	4	5	0	Irvine	5	1	2	3	4
McNab	4	2	1	3	0	Sanderson	5	2	0	2	4
Korab	5	1	2	3	8	Beverley	3	1	1	2	0
Gratton	1	1	1	2	0	Bednarski	4	1	1	2	4
Guevremont	4	0	2	2	0	Fairbairn	5	1	1	2	0
Hajt	5	0	2	2	4	Tkaczuk	4	1	0	1	2
Spencer	5	0	2	2	9	Middleton	3	0	1	1	0
Schoenfeld	5	0	1	1	23	Rolfe	2	0	0	0	4
Carriere	5	0	1	1	0	B. Wilson	2	0	0	0	4
Fogolin	2	0	0	0	2	Harris	3	0	0	0	5
Crozier	4	0	0	0	2	Marotte	5	0	0	0	6
Totals	5	27	43	70	66	Totals	5	21	32	53	54

GOALTENDERS

Buffalo	GP	Min.	GA	SO	Avg.	N. Y. R.	GP	Min.	GA	SO	Avg.
Desjardins (1-0-0)	1	60	3	0	3.00	Villemure (1-3-0)	4	220	19	0	5.18
Crozier (3-1-0)	4	220	15	0	4.09	D. Wilson (0-1-0)	1	60	6	0	6.00
Bromley (0-0-0)	1	20	3	0	9.00	Giacomin (0-0-0)	1	20	2	0	6.00

BUFFALO VS PHILADELPHIA

	GP	W	L	T	GF	GA	Pts.
Buffalo	4	0	3	1	9	23	1
Philadelphia	4	3	0	1	23	9	7

At Buffalo (0-1-1)

Dec. 29 — Phila.	5	Buffalo	2	Oct. 12 — Phila.	6	Buffalo	1
Feb. 20 — Phila.	6	Buffalo	6	Feb. 1 — Phila.	6	Buffalo	0

At Philadelphia (0-2-0)

Goals By Period

	1	2	3	Tot.
Buffalo	4	4	1	9
Philadelphia	12	8	3	23

Shots On Goal

	1	2	3	Tot.
Buffalo	37	51	29	117
Philadelphia	41	30	32	103

INDIVIDUAL SCORING

Buffalo	GP	G	A	PTS	PIM	Philadelphia	GP	G	A	PTS	PIM
Robert	4	2	2	4	5	Clarke	4	3	5	8	5
Perreault	3	1	3	4	0	Crisp	3	2	4	6	0
Gratton	1	1	1	2	0	MacLeish	4	1	5	6	0
Gare	3	1	1	2	4	Leach	4	4	1	5	5
Stanfield	2	0	2	2	0	Barber	4	1	4	5	2
Dudley	4	0	2	2	4	Dupont	4	1	4	5	10
Martin	3	1	0	1	0	Lonsberry	4	1	4	5	7
Hajt	4	1	0	1	0	Dornhoefer	4	3	1	4	6
Ramsay	4	1	0	1	0	Joe Watson	4	1	3	4	16
Spencer	4	1	0	1	7	Clement	3	3	0	3	0
Meehan	1	0	1	1	0	Kelly	4	1	2	3	5
Guevremont	2	0	1	1	0	Bladon	3	1	1	2	4
Luce	4	0	1	1	0	Saleski	4	1	1	2	4
Fogolin	3	0	0	0	7	Jim Watson	4	0	2	2	6
Carriere	4	0	0	0	12	Van Impe	4	0	2	2	8
Korab	4	0	0	0	8	Goodenough	1	0	1	1	0
Schoenfeld	4	0	0	0	27	Schultz	3	0	1	1	4
Lorentz	3	0	0	0	0	Kindrachuk	4	0	1	1	0
Titanic	3	0	0	0	0	Harris	2	0	0	0	2
Mickey	1	0	0	0	0						
Totals	4	9	14	23	74	Totals	4	23	42	65	84

GOALTENDERS

Buffalo	GP	Min.	GA	SO	Avg.	Flyers	GP	Min.	GA	SO	Avg.
*Bromley (0-2-1)	3	180	16	0	5.33	Parent (3-0-1)	4	240	9	1	2.25
Farr (0-1-0)	1	60	6	0	6.00						

*Also, one empty net goal against.

BUFFALO VS PITTSBURGH

	GP	W	L	T	GF	GA	Pts.
Buffalo	5	3	0	2	30	18	8
Pittsburgh	5	0	3	2	18	30	2

At Buffalo (3-0-0)

Nov. 10 — Buffalo	8	Pitts.	3	Nov. 30 — Buffalo	5	Pitts.	5
Dec. 1 — Buffalo	6	Pitts.	3	Feb. 12 — Buffalo	3	Pitts.	3
Mar. 9 — Buffalo	8	Pitts.	4				

At Pittsburgh (0-0-2)

Goals By Period

	1	2	3	Tot.
Buffalo	10	10	10	30
Pittsburgh	8	6	4	18

Shots On Goal

	1	2	3	Tot.
Buffalo	82	65	75	222
Pittsburgh	47	67	46	160

INDIVIDUAL SCORING

Buffalo	GP	G	A	PTS	PIM	Pittsburgh	GP	G	A	PTS	PIM
Perreault	5	4	7	11	2	Apps	5	0	7	7	4
Luce	5	4	5	9	0	Pronovost	5	4	2	6	0
Robert	4	5	3	8	2	Stackhouse	4	2	4	6	0
Gare	5	5	3	8	11	Arnason	4	2	3	5	4
Ramsay	5	3	5	8	0	MacDonald	4	1	3	4	0
Lorentz	5	2	6	8	0	Kehoe	5	2	1	3	0
Dudley	5	2	4	6	0	Kelly	5	2	1	3	2
Korab	5	0	5	5	14	Schock	5	2	1	3	4
McNab	3	2	1	3	0	Larouche	5	1	2	3	2
Martin	5	2	1	3	2	Hadfield	5	0	3	3	2
Carriere	5	0	3	3	8	Campbell	3	1	1	2	2
Spencer	4	0	2	2	4	Laframboise	2	0	2	2	0
Mickey	1	1	0	1	0	Wilkins	5	0	2	2	8
Stanfield	2	0	1	1	0	Debenedet	3	1	0	1	0
Schoenveld	3	0	1	1	0	Johnson	2	0	0	0	2
Guevremont	4	0	1	1	2	Lagace	2	0	0	0	4
Hajt	5	0	1	1	6	Morrison	2	0	0	0	2
Gratton	3	0	0	0	2	Owchar	3	0	0	0	2
Fogolin	5	0	0	0	2	Burrows	5	0	0	0	4
						Paradise	5	0	0	0	7
Totals	5	30	49	79	55	Totals	5	18	32	50	49

GOALTENDERS

Buffalo	GP	Min.	GA	SO	Avg.	Pittsburgh	GP	Min.	GA	SO	Avg.
Farr (0-0-1)	1	40	1	0	1.49	Plasse (0-1-1)	2	120	11	0	5.50
Bromley (3-0-1)	5	220	11	0	3.81	Johnson (0-1-1)	2	83	8	0	5.80
Crozier (0-0-0)	1	40	3	0	4.48	Inness (0-1-0)	3	97	11	0	6.79

BUFFALO VS ST. LOUIS

	GP	W	L	T	GF	GA	Pts.
Buffalo	4	2	0	2	13	9	6
St. Louis	4	0	2	2	8	13	2

At Buffalo (1-0-1)

Jan. 5 — Buffalo	4	St. Louis 2
Feb. 16 — Buffalo	4	St. Louis 4

At St. Louis (1-0-1)

Oct. 26 — Buffalo	2	St. Louis 0
Mar. 8 — Buffalo	3	St. Louis 3

Goals By Period

	1	2	3	Tot.
Buffalo	5	3	5	15
St. Louis	3	4	2	9

Shots On Goal

	1	2	3	Tot.
Buffalo	42	63	46	151
St. Louis	36	26	29	91

INDIVIDUAL SCORING

Buffalo	GP	G	A	PTS	PIM	St. Louis	GP	G	A	PTS	PIM
Robert	3	4	1	5	0	Berenson	3	3	2	5	0
McNab	4	2	2	4	0	Collins	4	2	2	4	0
Perreault	4	1	2	3	0	Sacharuk	4	0	4	4	4
Dudley	3	2	0	2	0	Unger	4	1	1	2	4
Lorentz	3	1	1	2	0	Gilbertson	1	0	2	2	0
Martin	3	1	1	2	0	Larose	3	1	0	1	0
Gare	4	1	1	2	5	Lefley	3	1	0	1	0
Luce	4	1	1	2	2	Merrick	4	1	0	1	2
Gratton	1	0	2	2	0	Dupere	2	0	1	1	4
Korab	3	0	2	2	4	Hess	4	0	1	1	12
Ramsay	4	0	2	2	2	Plante	4	0	1	1	6
Schoenfeld	4	0	2	2	12	Thomson	4	0	1	1	0
Spencer	4	0	2	2	0	Bailey	1	0	0	0	10
Stanfield	2	0	1	1	0	Stumpf	1	0	0	0	2
Carriere	4	1	1	4		Gassoff	3	0	0	0	2
Mickey	2	0	0	0	2	B. Plager	4	0	0	0	4
Hajt	4	0	0	0	2	Wilson	4	0	0	0	5
Totals	4	13	21	34	33	Totals	4	9	15	24	55

GOALTENDERS

Buffalo	GP	Min.	GA	SO	Avg.	St. Louis	GP	Min.	GA	SO	Avg.
Bromley (2-0-2)	4	240	9	1	2.25	Davidson (0-2-1)	3	180	9	0	3.00
						Johnston (0-0-1)	1	60	4	0	4.00

BUFFALO VS TORONTO

	GP	W	L	T	GF	GA	Pts.
Buffalo	6	4	1	1	34	19	9
Toronto	6	1	4	1	19	34	3

At Buffalo (1-1-1)

Oct. 20 — Buffalo	5	Toronto 5
Feb. 23 — Buffalo	4	Toronto 1
Mar. 30 — Toronto	5	Buffalo 4

At Toronto (3-0-0)

Nov. 2 — Buffalo	6	Toronto 3
Mar. 16 — Buffalo	11	Toronto 3
Apr. 5 — Buffalo	4	Toronto 2

Goals By Period

	1	2	3	Tot.
Buffalo	11	14	9	34
Toronto	8	6	5	19

Shots On Goal

	1	2	3	Tot.
Buffalo	76	87	65	228
Toronto	65	54	55	174

INDIVIDUAL SCORING

Buffalo	GP	G	A	PTS	PIM	Toronto	GP	G	A	PTS	PIM
Martin	6	8	4	12	18	Stoughton	6	4	1	5	4
Perreault	6	5	7	12	4	Salming	4	2	3	5	4
Stanfield	4	3	6	9	0	Hammarstrom	5	2	3	5	0
Luce	6	4	3	7	2	Sittler	6	2	3	5	0
Dudley	6	3	4	7	2	Ellis	6	3	1	4	2
Gare	6	2	5	7	8	Keon	6	1	2	3	0
McNab	5	2	4	6	0	Ullman	6	1	2	3	2
Guevremont	6	2	4	6	2	Ferguson	6	2	0	2	4
Lorentz	5	1	4	5	2	McKenny	4	1	1	2	2
Robert	5	1	4	5	12	Thompson	5	1	1	2	2
Ramsay	6	2	2	4	0	Sabourin	2	0	2	2	0
Spencer	5	1	2	3	4	Alexander	3	0	2	2	0
Hajt	5	0	3	3	12	Dunn	6	0	2	2	9
Korab	6	0	3	3	36	Turnbull	3	0	1	1	10
Bromley	3	0	1	1	0	Neely	5	0	1	1	4
Fogolin	5	0	0	0	14	Seiling	5	0	1	1	7
Carriere	6	0	0	0	13	Flett	6	0	1	1	0
Schoenfeld	6	0	0	0	16	Moffat	1	0	0	0	2
						Wilson	1	0	0	0	2
						Glennie	3	0	0	0	10
						Williams	4	0	0	0	10
						McDonald	5	0	0	0	14
Totals	6	34	56	90	145	Totals	6	19	27	46	88

GOALTENDERS

Buffalo	GP	Min.	GA	SO	Avg.	Toronto	GP	Min.	GA	SO	Avg.
Bromley (2-0-1)	3	180	9	0	3.00	Wilson (0-0-1)	1	60	5	0	5.00
Desjardins (2-1-0)	3	180	10	0	3.33	Favell (1-1-0)	3	156	15	0	5.76
						McRae (0-3-0)	4	144	14	0	5.83

BUFFALO VS VANCOUVER

	GP	W	L	T	GF	GA	Pts.
Buffalo	4	2	2	0	13	13	4
Vancouver	4	2	2	0	13	13	4

At Buffalo (1-1-0)

Dec. 12 — Van.	5	Buffalo	3	Jan. 17 — Buffalo	4	Van.	2
Jan. 12 — Buffalo	5	Van.	1	Mar. 14 — Van.	5	Buffalo	1

At Vancouver (1-1-0)

Goals By Period

	1	2	3	Tot.
Buffalo	1	8	4	13
Vancouver	2	7	4	13

Shots On Goal

	1	2	3	Tot.
Buffalo	52	35	40	127
Vancouver	31	39	30	100

INDIVIDUAL SCORING

Buffalo	GP	G	A	PTS	PIM	Vancouver	GP	G	A	PTS	PIM
Martin	4	2	2	4	0	O'Flaherty	4	2	5	7	2
Perreault	3	0	4	4	0	Lever	4	2	1	3	4
Gare	4	3	0	3	0	Monahan	4	1	2	3	2
Robert	3	2	1	3	10	Dailey	3	2	0	2	2
Lorentz	4	2	1	3	2	Ververgaert	1	1	1	2	0
Guevremont	3	1	2	3	2	Oddleifson	2	1	1	2	0
Dudley	4	2	0	2	21	Boddy	4	1	1	2	2
McNab	2	0	2	2	4	Gould	4	1	1	2	0
Korab	4	0	2	2	4	Rochefort	4	1	1	2	0
Luce	4	0	2	2	0	Boudrias	4	0	2	2	0
Spencer	4	0	2	2	7	Demarco	4	1	0	1	0
Stanfield	1	0	1	1	0	Lalonde	2	0	1	1	2
Fogolin	2	0	1	1	2	Bordeleau	3	0	1	1	2
Ramsay	4	0	1	1	0	Grisdale	3	0	1	1	0
Schoenfeld	4	0	1	1	4	Meehan	3	0	1	1	0
Hajt	4	0	0	0	14	Snepts	3	0	1	1	4
						Murray	1	0	0	0	2
						Sedlbauer	2	0	0	0	2
						Kearns	3	0	0	0	7
						Pratt	4	0	0	0	7
Totals	4	13	21	34	66	Totals	4	13	20	33	38

GOALTENDERS

Buffalo	GP	Min.	GA	SO	Avg.	Vancouver	GP	Min.	GA	SO	Avg.
Bromley (1-1-0)	2	120	6	0	3.00	Smith (2-1-0)	4	187	9	0	2.88
Farr (0-0-0)	1	20	1	0	3.00	Lockett (0-1-0)	2	53	4	0	4.53
Crozier (1-1-0)	2	100	6	0	3.59						

BUFFALO VS WASHINGTON

	GP	W	L	T	GF	GA	Pts.
Buffalo	5	5	0	0	34	12	10
Washington	5	0	5	0	12	34	0

At Buffalo (2-0-0)

Nov. 20 — Buffalo	7	Wash.	3	Dec. 3 — Buffalo	5	Wash.	3
Dec. 5 — Buffalo	9	Wash.	2	Dec. 22 — Buffalo	4	Wash.	0
				Feb. 21 — Buffalo	9	Wash.	4

At Washington (3-0-0)

Goals By Period

	1	2	3	Tot.
Buffalo	13	14	7	34
Wash.	3	5	4	12

Shots On Goal

	1	2	3	Tot.
Buffalo	75	77	69	221
Wash.	38	34	38	110

INDIVIDUAL SCORING

Buffalo	GP	G	A	PTS	PIM	Washington	GP	G	A	PTS	PIM
Perreault	5	5	7	12	6	Williams	5	1	4	5	0
Luce	5	6	5	11	4	Nicholson	3	3	1	4	0
Martin	5	6	5	11	0	Kryskow	4	2	1	3	10
Ramsay	5	5	6	11	4	Lalonde	2	1	2	3	0
Robert	5	2	8	10	2	Laframboise	4	2	0	2	0
Lorentz	4	3	6	9	2	Dupere	4	1	1	2	0
Gare	5	2	5	7	7	Lesuk	5	1	1	2	13
Korab	5	1	4	5	4	Labre	5	0	2	2	7
Dudley	5	1	4	5	2	Mohns	5	0	2	2	2
Hajt	5	0	5	5	0	Cowick	5	1	0	1	4
Spencer	5	1	1	2	4	Atkinson	3	0	1	1	0
Stanfield	1	1	0	1	0	Brooks	3	0	1	1	4
Mickey	4	1	0	1	0	Morrison	3	0	1	1	0
Crozier	2	0	1	1	0	Bloom	5	0	1	1	2
Guevremont	3	0	1	1	0	Marson	5	0	1	1	7
McIntosh	3	0	1	1	0	Mikkelsen	5	0	1	1	2
Fogolin	2	0	0	0	9	Brossart	1	0	0	0	2
Schoenfeld	2	0	0	0	9	Joly	3	0	0	0	2
Carriere	5	0	0	0	6	Smith	3	0	0	0	2
Totals	5	34	59	93	59	Totals	5	12	20	32	57

GOALTENDERS

Washington	GP	Min.	GA	SO	Avg.	Buffalo	GP	Min.	GA	SO	Avg.
Low (0-3-0)	3	180	20	0	6.67	Bromley (3-0-0)	3	180	5	1	1.67
Adams (0-2-0)	2	120	14	0	7.00	Crozier (2-0-0)	2	120	7	0	3.50

Team	POWER PLAY GOALS		SHORT HANDED GOALS	
	By Buffalo	Against Buffalo	By Buffalo	Against Buffalo
Atlanta	3	2	0	0
Boston	9	9	1	0
California	5	2	4	1
Chicago	4	3	0	1
Detroit	5	4	1	1
Kansas City	1	1	0	0
Los Angeles	4	5	0	0
Minnesota	3	2	1	0
Montreal	9	5	3	1
New York Islanders	3	3	2	0
New York Rangers	6	5	0	0
Philadelphia	2	3	0	0
Pittsburgh	5	4	1	0
St. Louis	3	2	0	0
Toronto	10	2	0	0
Vancouver	3	4	0	1
Washington	8	0	4	0
Totals	83	56	17	5

1974-75 HAT TRICKS SCORED BY SABRES

Luce, Don	at Washington	Dec. 22, 1974
Martin, Richard	at Washington (4 goals)	Dec. 3, 1974
	at Toronto	Mar. 16, 1975
Perreault, Gil	vs. Boston	Oct. 10, 1974
	vs. Washington	Dec. 5, 1974
	at Toronto	Mar. 16, 1975
Ramsay, Craig	at Washington	Feb. 21, 1975
Robert, Rene	at Montreal	Nov. 13, 1974

1974-75 HAT TRICKS SCORED AGAINST SABRES

Kozak, Don	at Los Angeles	Oct. 24, 1974
Lapointe, Guy	at Montreal	Nov. 13, 1974
Nevin, Bob	Los Angeles at Buffalo	Oct. 13, 1974

SABRE PENALTY SHOTS

Nov. 7, 1970 — Paul Andrea unsuccessful against Vancouver's Wilson
 Dec. 20, 1973 — John Gould unsuccessful against Montreal's Plasse
 Jan. 31, 1974 — Richard Martin successful against Philadelphia's Parent at 9:31 of second period
 Jan. 25, 1975 — Richard Martin unsuccessful against Montreal's Larocque
 Feb. 2, 1975 — Don Luce unsuccessful against Kansas City's Herron

WHAT DID THEY WEAR?

1974-75

1—Crozier; 3—McIntosh, Guevremont, Robitaille; 4—Korab; 5—Fogolin; 6—Schoenfeld (Capt.); 7—Martin; 8—Lorentz (A); 9—Dudley, Gratton; 10—Ramsay; 11—Perreault (A); 12—Mickey; 14—Robert; 15—Deziel, McSheffrey, Meehan (Capt.); 16—McNab; 17—Stanfield, Dudley; 18—Gare; 19—Titanic; 20—Luce (A); 21—Spencer; 22—Guevremont, McNab; 23—Carriere; 24—Hajt; 29—Bromley; 30—Desjardins, Farr.

1973-74

1—Crozier; 2—Horton (A); 3—Robitaille; 4—Korab, Pratt (A); 5—Carriere; 6—Schoenfeld (A); 7—Martin; 8—Lorentz; 9—Gratton; 10—Ramsay; 11—Perreault (A); 12—Mickey; 14—Robert; 15—Meehan (Capt.); 16—Lemieux; 17—Dudley; 18—Terbenche; 19—Atkinson; 20—Luce (A); 21—Busniuk, Gould, Spencer; 22—Rombough; 23—Carriere, Noris; 24—Bromley, Hajt, McNab, Wyrozub; 27—Regan; 28—Bromley, Farr; 29—Bromley; 30—Dryden.

1972-73

1—Crozier; 2—Horton (A); 3—Robitaille; 4—Pratt (A); 5—Hillman; 6—Schoenfeld; 7—Martin, Robert; 8—Lorentz; 9—Deadmarsh, Martin, Gratton; 10—Ramsay; 11—Perreault (A); 12—Mickey; 14—Robert, Gratton; 15—Meehan (Capt.); 16—Wyrozub; 17—Dudley, Richer; 18—Terbenche; 19—Atkinson; 20—Luce; 21—Harris; 22—McKay, Rombough; 23—Carriere; 24—Gould, Busniuk; 28—Farr, Bromley; 30—Dryden.

1971-72

1—Crozier; 2—Watson; 3—Robitaille, Terbenche; 4—Pratt; 5—Hillman, Barrie; 6—Hamilton (A); 7—Martin; 8—Lorentz, Martin, Duff, Deadmarsh; 9—Lawson; 10—Goyette (A); 11—Perreault (A); 12—Byers; 14—Robert, Luce, Zaine; 15—Meehan (Capt.); 16—Anderson, Deadmarsh; 17—Smith; 18—O'Shea; 19—Atkinson; 20—Luce; 21—Ball, Mickey, Keenan; 22—McKay, Zaine; 23—Shack, Gould, Robert; 24—Evans, McKay; 25—Ramsay; 26—Wyrozub, Keenan; 28—Dryden; 30—Dryden.

1970-71

1—Crozier; 2—Watson; 3—Pratt (A); 4—McMahon; 5—Barrie; 6—Hamilton; 7—Schmaultz; 8—Inglis; 9—Fleming; 10—Goyette; 11—Perreault (A); 12—Krake; 14—Wyrozub; 15—Meehan; 16—Anderson; 17—Smith (Capt.); 18—O'Shea; 19—Atkinson, Lacombe, Perry; 20—Duff, McDonald; 21—Andrea, Lagace; 22—Marshall (A); 23—Shack, Terbenche; 24—Talbot, Deadmarsh; 25—Myers, Perry; 26—Keenan; 28—Dryden, Ball; 30—Daley, Dryden.

FIVE YEARS IN THE NHL

Buffalo Versus	GP	W	L	T	GF	GA	PTS
Minnesota	26	16	7	3	94	70	35
Pittsburgh	27	12	4	11	95	77	35
Los Angeles	27	11	9	7	81	79	29
California	28	11	10	7	96	86	29
Detroit	28	12	13	3	98	89	27
Toronto	29	12	15	2	96	95	26
NY Islanders	15	10	0	5	54	27	25
Vancouver	27	12	14	1	89	91	25
NY Rangers	28	11	14	3	97	110	25
St. Louis	26	9	11	6	59	84	24
Chicago	26	9	12	5	66	78	23
Montreal	27	6	12	9	77	114	21
Boston	29	8	16	5	96	129	21
Philadelphia	26	6	16	4	71	100	16
Atlanta	14	4	6	4	47	44	12
Washington	5	5	0	0	34	12	10
Kansas City	4	4	0	0	23	4	8
Totals	392	158	159	75	1273	1289	391
Minnesota	13	11	1	1	54	25	23
Pittsburgh	14	9	1	4	52	30	22
Los Angeles	14	9	3	2	49	33	20
Detroit	13	9	3	1	52	34	19
Vancouver	14	9	5	0	50	34	18
California	14	7	3	4	54	37	18
St. Louis	13	7	4	2	38	34	16
Chicago	13	6	4	3	42	35	15
Boston	14	6	5	3	57	53	15
Philadelphia	13	6	5	2	48	44	14
NY Rangers	14	6	6	2	60	54	14
Montreal	14	4	4	6	35	40	14
Toronto	15	6	7	2	48	44	14
NY Islanders	7	6	0	1	33	14	13
Atlanta	7	3	3	1	31	25	7
Kansas City	2	2	0	0	13	1	4
Washington	2	2	0	0	16	5	4
Totals	196	108	54	34	732	542	250
Pittsburgh	13	3	3	7	43	47	13
NY Islanders	8	4	0	4	21	13	12
Minnesota	13	5	6	2	40	45	12
Toronto	14	6	8	0	48	51	12
NY Rangers	14	5	8	1	37	56	11
California	14	4	7	3	42	49	11
Los Angeles	13	2	6	5	32	46	9
Chicago	13	3	8	2	24	43	8
St. Louis	13	2	7	4	21	50	8
Detroit	15	3	10	2	46	55	8
Vancouver	13	3	9	1	39	57	7
Montreal	13	2	8	3	42	74	7
Washington	3	3	0	0	18	7	6
Boston	15	2	11	2	39	76	6
Atlanta	7	1	3	3	16	19	5
Kansas City	2	2	0	0	10	3	4
Philadelphia	13	0	11	2	23	56	2
Totals	196	50	105	41	541	747	141

A
T
H
O
M
E

O
N
R
O
A
D

SABRES' SCORING STORY

Player	GP	G	A	PTS	PIM
PERREAULT, Gil	355	149	232	381	99
MARTIN, Richard	294	185	143	328	225
ROBERT, Rene	237	107	150	257	231
LORENTZ, Jim	261	85	125	210	88
MEEHAN, Gerry	306	94	114	208	60
LUCE, Don	311	88	106	194	159
RAMSAY, Craig	291	63	91	154	41
DUDLEY, Rick	151	44	53	97	194
ATKINSON, Steve	255	49	47	96	102
GOYETTE, Phil	97	18	67	85	20
KORAB, Jerry	124	18	56	74	257
SHACK, Eddie	106	36	31	67	127
HAMILTON, Al	145	6	58	64	176
GARE, Dan	78	31	31	62	75
ROBITAILLE, Mike	170	8	46	54	122
McNAB, Peter	75	25	27	52	10
CARRIERE, Larry	197	9	43	52	266
MARSHALL, Don	62	20	29	49	6
SCHOENFELD, Jim	162	6	42	48	418
SPENCER, Brian	86	15	31	46	81
HILLMAN, Larry	121	6	35	41	114
PRATT, Tracy	210	2	39	41	399
GRATTON, Norm	102	15	23	38	30
HARRIS, Hugh	60	12	26	38	17
MICKEY, Larry	117	20	14	34	65
BARRIE, Doug	102	6	28	34	213
STANFIELD, Fred	32	12	21	33	4
ANDREA, Paul	47	11	21	32	4
GUEVREMONT, Jocelyn	66	7	25	32	32
HAJT, Bill	82	3	28	31	68
ANDERSON, Ron	111	14	16	30	63
KEENAN, Larry	66	9	20	29	8
DUFF, Dick	61	9	15	24	12
EVANS, Chris	61	6	18	24	98
O'SHEA, Kevin	93	10	13	23	52
HORTON, Tim	124	1	22	23	109
TERBENCHE, Paul	118	2	19	21	20
WATSON, Jim	144	4	15	19	248
WYROZUB, Randy	100	8	10	18	10
SMITH, Floyd	83	6	12	18	48
ROMBOUGH, Doug	51	8	9	17	27
LAWSON, Danny	78	10	6	16	15
BYERS, Mike	46	9	7	16	12
FLEMING, Reggie	78	6	10	16	159
SCHMAUTZ, Cliff	26	5	7	12	10
KRAKE, Skip	74	4	5	9	68
GOULD, John	40	5	3	8	2
TALBOT, Jean-Guy	57	0	7	7	36
FOGOLIN, Lee	50	2	2	4	59
DEADMARSH, Butch	56	2	2	4	39
BROMLEY, Gary	60	0	4	4	2

ZAINE, Rod	24	2	1	3	4
BUSNIUK, Ron	6	0	3	3	13
McKAY, Ray	40	0	3	3	18
LEMIEUX, Real	11	1	1	2	4
CROZIER, Roger	191	0	2	2	22
LACOMBE, Francois	1	0	1	1	2
McINTOSH, Paul	6	0	1	1	5
BALL, Terry	12	0	1	1	6
INGLIS, Billy	14	0	1	1	6
PERRY, Brian	1	0	0	0	0
LAGACE, Jean-Guy	3	0	0	0	2
McSHEFFREY, Bryan	3	0	0	0	0
RICHER, Bob	3	0	0	0	0
McDONALD, Brian	12	0	0	0	29
McMAHON, Mike	12	0	0	0	0
MYERS, Hap	13	0	0	0	6
TITANIC, Morris	17	0	0	0	0
NORIS, Joe	18	0	0	0	2
	392	1273	2018	3291	4919

GOALIE	GPI	MINS	GA	SO	EN	AVG	W	L	T
DESJARDINS ..	9	540	25	0	0	2.78	6	2	1
DRYDEN	120	6440	328	5	8	3.06	43	45	20
BROMLEY	62	3385	177	4	2	3.14	29	16	14
CROZIER	191	10360	564	9	11	3.26	66	74	29
FARR	19	722	42	0	2	3.49	2	6	3
DALEY	38	2073	128	1	2	3.70	12	16	8
	392	23520	1264	19	25	3.22	158	159	75

BUFFALO SABRES' 1974-75 RECORD BY MONTH

	GP	W	L	T	GF	GA	PTS
At Home							
October	5	3	1	1	24	17	7
November	7	7	0	0	41	19	14
December	8	5	2	1	36	23	11
January	7	5	2	0	30	16	10
February	7	4	0	3	34	17	11
March	5	3	1	1	30	19	7
April	1	1	0	0	4	2	2
Home Totals	40	28	6	6	199	113	62
On Road							
October	4	2	2	0	7	14	4
November	9	5	1	3	43	32	13
December	4	2	2	0	16	16	4
January	5	3	0	2	20	13	8
February	6	3	1	2	23	18	8
March	10	4	4	2	39	31	10
April	2	2	0	0	7	3	4
Road Totals	40	21	10	9	155	127	51

BUFFALO SABRES' AMATEUR DRAFT SELECTIONS

Year	Player	Drafted from
1975	Sauve, Robert	Laval National
	Breitenbach, Ken	St. Catharines Black Hawks
	Martin, Terry	London Knights
	McAdam, Gary	St. Catharines Black Hawks
	Neeld, Greg	Calgary Centennials
	Edwards, Don	Kitchener Rangers
	Minor, Jim	Regina Pats
	Rowe, Grant	Ottawa 67's
	Tidey, Alec	Lethbridge Broncos
	Whitby, Andy	Oshawa Generals
	Moher, Len	University of Notre Dame
1974	Fogolin, Lee	Oshawa Generals
	Gare, Dan	Calgary Centennials
	Deziel, Michel	Sorel Black Hawks
	McIntosh, Paul	Peterborough TPTs
	Lariviere, Gary	St. Catharines Black Hawks
	Given, David	Brown University
	Noreau, Bernard	Laval National
	Constantin, Charles	Quebec Ramparts
	Jodzio, Rick	Hamilton Red Wings
	Smith, Derek	Ottawa 67's
	Tsujimoto, Taro	Tokyo Katanas
	Geoffrion, Bob	Cornwall Royals
1973	Titanic, Morris	Sudbury Wolves
	Landry, Jean	Quebec Remparts
	Deschamps, Andre	Quebec Remparts
	Dupuis, Yvon	Quebec Remparts
	Smulders, Bob	Peterborough TPTs
	Korzack, Neil	Peterborough TPTs
	Young, Bob	University of Denver
	O'Connell, Tim	University of Vermont
1972	Schoenfeld, Jim	Niagara Falls Flyers
	Carriere, Larry	Loyola University
	McMasters, Jim	Calgary Centennials
	Campeau, Richard	Sorel Black Hawks
	Gratton, Gilles	Oshawa Generals
	McNab, Peter	University of Denver
1971	Martin, Richard	Montreal Jr. Canadiens
	Ramsay, Craig	Peterborough TPTs
	Hajt, Bill	Saskatoon Blades
	Richer, Robert	Three Rivers Ducs
	Warr, Steve	Clarkson Tech.
	Duguay, Pierre	Quebec Remparts
1970	Perreault, Gil	Montreal Jr. Canadiens
	Deadmarsh, Butch	Brandon Wheat Kings
	Cuddie, Steve	Toronto Marlboros
	Wyrozub, Randy	Edmonton Oil Kings
	Morton, Mike	Shawinigan Jrs.
	Keeler, Mike	Niagara Falls Flyers
	Regan, Tim	Boston University
	Rombough, Doug	St. Catharines Black Hawks
	Nadeau, Luc	Drummondville Jrs.

SABRES' INDIVIDUAL GAME RECORDS

Most Goals: (4) Richard Martin vs. Washington, Dec. 3, 1974 and vs. Atlanta, Oct. 22, 1972
Most Assists: (4) Jim Lorentz vs. NY Rangers, Dec. 6, 1973; Gerry Meehan vs. Atlanta, Jan. 28, 1973; Gil Perreault vs. Atlanta, Oct. 22, 1972; Phil Goyette vs. Detroit, Jan. 7, 1971
Most Points: (6) Gil Perreault vs. Toronto, Mar. 16, 1975 and vs. Atlanta, Oct. 22, 1972; Jim Lorentz vs. NY Rangers, Dec. 6, 1973
Most Penalty Minutes: (39) Reg Fleming vs. Pittsburgh, Oct. 18, 1970
Most Shots On Goal: (10) Richard Martin vs. Washington, Dec. 3, 1974

SABRES' INDIVIDUAL SEASON RECORDS

Most Goals: (52) Richard Martin, 1974-75 and 1973-74
Most Assists: (60) Rene Robert, 1974-75; Gil Perreault, 1972-73
Most Points: (100) Rene Robert, 1974-75
Most Penalty Minutes: (184) Jerry Korab and Jim Schoenfeld, 1974-75
Most Regular Season Games Played as a Sabre: (355) Gil Perreault over 5 seasons
Most Consecutive Regular Season Games Played as a Sabre: (161) Craig Ramsay, Mar. 27, 1973 through Apr. 5, 1975
Most Goals by a Right Winger: (40) Rene Robert, 1974-75 and 1972-73
Most Assists by a Right Winger: (60) Rene Robert, 1974-75
Most Points by a Right Winger: (100) Rene Robert, 1974-75
Most Penalty Minutes by a Right Winger: (116) Rick Dudley, 1974-75
Most Goals by a Center: (39) Gil Perreault, 1974-75
Most Assists by a Center: (60) Gil Perreault, 1972-73
Most Points by a Center: (96) Gil Perreault, 1974-75
Most Penalty Minutes by a Center: (68) Skip Krake, 1970-71
Most Goals by a Left Winger: (52) Richard Martin, 1974-75 and 1973-74
Most Assists by a Left Winger: (43) Richard Martin, 1974-75
Most Points by a Left Winger: (95) Richard Martin, 1974-75
Most Penalty Minutes by a Left Winger: (159) Reg Fleming, 1970-71
Most Goals by a Defenseman: (12) Jerry Korab, 1974-75
Most Assists by a Defenseman: (44) Jerry Korab, 1974-75
Most Points by a Defenseman: (56) Jerry Korab, 1974-75
Most Penalty Minutes by a Defenseman: (184) Jerry Korab and Jim Schoenfeld, 1974-75
Most Goals by a Rookie: (44) Richard Martin, 1971-72
Most Assists by a Rookie: (34) Gil Perreault, 1970-71
Most Points by a Rookie: (74) Richard Martin, 1971-72
Most Penalty Minutes by a Rookie: (178) Jim Schoenfeld, 1972-73
Most Minutes Played by a Goalie: (3,654) Roger Crozier, 1971-72
Most Shut-Outs by a Goalie: (4) Gary Bromley, 1974-75
Most Power Play Goals: (21) Richard Martin, 1974-75
Most Short Handed Goals: (8) Don Luce, 1974-75
Most Goal Scoring Games in Succession: (7) Richard Martin, Rene Robert, 1974-75
Most Assist Scoring Games in Succession: (9) Gil Perreault, 1974-75
Most Point Scoring Games in Succession: (18) Gil Perreault, 1971-72

SABRES' TEAM GAME RECORDS

Most Goals For: (11) 11-3 win over Toronto, Mar. 16, 1975
Most Goals Against: (11) 11-2 loss at Montreal, Nov. 7, 1970
Most Goals—Buffalo and Opponent: (14) 11-3 win over Toronto, Mar. 16, 1975; 9-5 loss to NY Rangers, Dec. 27, 1974; 8-6 win over Montreal, Nov. 13, 1974; 9-5 win over Boston, Oct. 10, 1974; 8-6 loss to Minnesota, Dec. 2, 1972; 9-5 loss to Vancouver, Nov. 19, 1972
Highest Tie Score: (6-6) vs. Pittsburgh, Feb. 18, 1971
Lowest Tie Score: (0-0) vs. California, Nov. 9, 1972
Most Shots on Goal For: (58) vs. Kansas City, Feb. 2, 1975
Least Shots on Goal For: (14) vs. Montreal, Oct. 15, 1970
Most Shots on Goal Against: (72) at Boston, Dec. 10, 1970
Least Shots on Goal Against: (11) by California, Oct. 17, 1974
Most Penalty Minutes—Buffalo: (76) vs. Boston, Dec. 13, 1972
Most Penalty Minutes—Opponent: (79) by Montreal, Nov. 24, 1974
Most Penalty Minutes—Buffalo and Opponent: (154) Montreal at Buffalo, Nov. 24, 1974; Boston at Buffalo, Dec. 13, 1972

SABRES' TEAM SEASON RECORDS

Most Wins: (49), 1974-75
Least Wins: (16), 1971-72
Most Losses: (46), 1970-71
Least Losses: (16), 1974-75
Most Ties: (19), 1971-72
Least Ties: (14), 1972-73
Most Points: (113), 1974-75
Least Points: (51), 1971-72
Most Goals For: (354), 1974-75
Least Goals For: (203), 1971-72
Most Goals Against: (291), 1970-71
Least Goals Against: (219), 1972-73
Longest Winning Streak: (8) Dec. 3 through Dec. 20, 1972
Longest Home Winning Streak: (12) Nov. 12, 1972 through Jan. 7, 1973
Longest Road Winning Streak: (3) Oct. 26, Nov. 2, 3, 1974 and Jan. 15, 17, 25, 1975
Greatest Winning Margin: (8) 11-3 win at Toronto, Mar. 16, 1975
Longest Undefeated Streak—One Season: (12) Feb. 2 through Feb. 27, 1975
Longest Undefeated Streak over Two Seasons: (11) Apr. 2, 1972 through Oct. 29, 1972
Longest Home Undefeated Streak—One Season: (21) Oct. 8, 1972 through Jan. 7, 1973
Longest Home Undefeated Streak over Two Seasons: (24) Mar. 23, 1972 through Jan. 7, 1973
Longest Road Undefeated Streak—One Season: (6) Oct. 26 through Nov. 13, 1974
Most Consecutive Ties: (3) Feb. 6, 9, 12, 1975 and Oct. 30, 31, Nov. 4, 1971
Longest Losing Streak: (7) Oct. 25 through Nov. 8, 1970
Longest Home Losing Streak: (3) Nov. 18, 22, 25, 1973; Mar. 2, 5, 17, 1972; Jan. 6, 9, 13, 1972; Oct. 17, 21, 24, 1971; Oct. 25, Nov. 5, 8, 1970
Longest Road Losing Streak: (7) Feb. 6 through 27, 1971 and Oct. 14 through Nov. 7, 1970

Greatest Losing Margin: (9) 9-0 loss in St. Louis, Mar. 13, 1971 and 11-2 loss in Montreal, Nov. 7, 1970
Longest Non-Winning Streak: (10) Nov. 7 through Dec. 1, 1971
Longest Home Non-Winning Streak: (6) Feb. 27 through Mar. 26, 1972
Longest Road Non-Winning Streak: (23) Oct. 30, 1971 through Feb. 19, 1972
Longest Non-Shut Out Streak: (61) Mar. 14, 1974 through Jan. 30, 1975
Most Consecutive Times Shut Out: (2) Oct. 14, 15, 1970
Fastest Two Buffalo Goals—One Player: :19 by Don Luce at Washington, Dec. 22, 1974
Fastest Two Goals Against—One Player: :10, by Darryl Sittler of Toronto, Feb. 19, 1972
Fastest Three Buffalo Goals—One Player: 3:49 by Don Luce at Washington, Dec. 22, 1974
Fastest Three Goals Against—One Player: 11:58 by Don Kozak at Los Angeles, Oct. 24, 1974
***Fastest Two Buffalo Goals:** :04 by Lee Fogolin and Don Luce against California, Oct. 17, 1974
Fastest Two Goals Against: :08 by Marc Tardif and Rejean Houle at Montreal, Nov. 7, 1970
Fastest Three Buffalo Goals: 1:15 by Steve Atkinson, Ron Anderson, and Gil Perreault against Minnesota, Feb. 28, 1971
Fastest Three Goals Against: 1:04 by Lowell MacDonald, Nick Beverley, and Bernie Lukowich at Pittsburgh, Apr. 4, 1974
***Fastest Two Goals—Both Teams:** :05 by Richard Martin and Greg Polis of Pittsburgh, Jan. 3, 1974
Fastest Buffalo Goal from Opening Face-off: :09 by Steve Atkinson against Chicago, Feb. 24, 1972
Fastest Opponent Goal from Opening Face-off: :09 by Yvan Cournoyer at Montreal, Dec. 22, 1973

*Also NHL records

SABRES' INDIVIDUAL PLAYOFF RECORDS

One Playoff Year

Most Goals: (7) Dan Gare, Richard Martin, 1975
Most Assists: (9) Gil Perreault, 1975
Most Points: (15) Richard Martin, Gil Perreault, 1975
Most Penalty Minutes: (38) Jim Schoenfeld, 1975
Most Power Play Goals: (5) Richard Martin, 1975
Most Short Handed Goals: (1) Don Luce, Craig Ramsay, 1975
Most Minutes Played by a Goaltender: (760) Gerry Desjardins, 1975

One Six-Game Series

Most Goals: (5) Rene Robert vs. Montreal, 1973
Most Assists: (7) Gil Perreault vs. Montreal, 1973
Most Points: (10) Gil Perreault vs. Montreal, 1973
Most Penalty Minutes: (24) Larry Carriere vs. Montreal, 1975
Most Power Play Goals: (2) Richard Martin vs. Montreal, 1973
Most Short Handed Goals: (1) Don Luce, Craig Ramsay vs. Montreal, 1975
Most Minutes Played by a Goaltender: (260) Gerry Desjardins vs. Philadelphia, 1975

One Five-Game Series

Most Goals: (3) Dan Gare, Richard Martin, Gil Perreault vs. Chicago, 1975
Most Assists: (5) Gil Perreault, Rene Robert vs. Chicago, 1975

Most Points: (8) Gil Perreault vs. Chicago, 1975
Most Penalty Minutes: (18) Jerry Korab vs. Chicago, 1975
Most Power Play Goals: (3) Richard Martin vs. Chicago, 1975
Most Short Handed Goals: (0)
Most Minutes Played by a Goaltender: (303) Gerry Desjardins vs. Chicago, 1975

One Game Only

Most Goals: (2) Craig Ramsay vs. Montreal, 1975; Rick Dudley vs. Chicago, 1975; Gil Perreault, Rene Robert vs. Montreal, 1973
Most Assists: (3) Gil Perreault vs. Montreal, 1973
Most Points: (3) Don Luce, Richard Martin vs. Philadelphia, 1975; Don Luce, Gil Perreault vs. Montreal, 1975; Richard Martin, Gil Perreault vs. Chicago, 1975; Gil Perreault, Rene Robert vs. Montreal, 1973
Most Penalty Minutes: (20) Larry Carriere vs. Montreal, 1975
Most Power Play Goals: (1) Rick Dudley, Jerry Korab, Richard Martin, Gil Perreault, Craig Ramsay, Rene Robert, Jim Schoenfeld
Most Short Handed Goals: (1) Don Luce, Craig Ramsay vs. Montreal, 1975
Most Minutes Played by a Goaltender: (69:18) Roger Crozier vs. Montreal, 1973

SABRES' TEAM PLAYOFF RECORDS

One Playoff Year

Most Wins: (10), 1975 (17 games)
Least Wins: (2), 1973 (6 games)
Most Losses: (7), 1975 (17 games)
Least Losses: (4), 1973 (6 games)
Most Goals For: (53), 1975 (17 games)
Least Goals For: (16), 1973 (6 games)
Most Goals Against: (58), 1975 (17 games)
Least Goals Against: (21), 1973 (6 games)
Most Shut Outs For: (0)
Most Times Shut Out: (1) 7-0 by Montreal, May 1, 1975
Most Over-time Games: (4), 1975 (17 games)
Longest Winning Streak: (4) Apr. 20, 22, 27, 29, 1975
Longest Losing Streak: (3) Apr. 4, 5, 7, 1973
Greatest Winning Margin: (6-2) vs. Chicago, 1975 and (5-1) vs. Montreal, 1973
Greatest Losing Margin: (7-0) to Montreal, 1975
Most Power Play Goals For: (13), 1975 (17 games)
Most Power Play Goals Against: (14), 1975 (17 games)
Most Short Handed Goals For: (2), 1975 (17 games)
Most Short Handed Goals Against: (1), 1975 (17 games)
Most Shots on Goal For: (532), 1975 (17 games)
Least Shots on Goal For: (186), 1973 (6 games)
Most Shots on Goal Against: (459), 1975 (17 games)
Least Shots on Goal Against: (186), 1973 (6 games)
Most Buffalo Penalty Minutes: (276), 1975 (17 games)
Most Opponent Penalty Minutes: (243), 1975 (17 games)
Fastest Two Buffalo Goals — One Player: 5:10 by Rick Dudley vs. Chicago, Apr. 15, 1975
Fastest Two Goals Against — One Player: :27, Guy Lafleur of Montreal, May 1, 1975
Fastest Three Buffalo Goals — One Player: None
Fastest Three Goals Against — One Player: 30:04, Yvan Cournoyer of Montreal, Apr. 5, 1973
Fastest Two Buffalo Goals: :17, Dan Gare and Richard Martin vs. Philadelphia, May 20, 1975

Fastest Two Goals Against: :16, Peter Mahovlich and Murray Wilson of Montreal, Apr. 8, 1973
Fastest Three Buffalo Goals: 5:25, Jim Lorentz, Richard Martin, Rene Robert vs. Chicago, Apr. 20, 1975
Fastest Three Goals Against: 5:40, Guy Lafleur, Yvon Lambert, Guy Lapointe of Montreal, May 3, 1975
Fastest Buffalo Goal from Opening Face-off: 1:06, Gil Perreault vs. Montreal, Apr. 5, 1973
Fastest Opponent Goal from Opening Face-off: :32, Guy Lapointe of Montreal, Apr. 27, 1975
Fastest Over-time Goal: 2:31 of first overtime, Stan Mikita of Chicago, Apr. 17, 1975

One Game

Most Goals For: (6), vs. Chicago, Apr. 20, 1975
Most Goals Against: (8) by Montreal, May 3, 1975
Most Goals — Buffalo and Opponent: (11) 6-5 Buffalo win over Montreal, Apr. 27, 1975
Most Shots on Goal For: (50) vs. Montreal, Apr. 8, 1973
Least Shots on Goal For: (19) vs. Philadelphia, May 18, 1975
Most Shots on Goal Against: (43) by Montreal, May 3, 1975
Least Shots on Goal Against: (14) by Chicago, Apr. 22, 1975
Most Buffalo Penalty Minutes: (57) vs. Montreal, May 3, 1975
Most Opponent Penalty Minutes: (32) by Montreal, May 3, 1975
Most Penalty Minutes — Buffalo and Opponent: (89) Buffalo and Montreal, May 3, 1975
Longest Game: 78:29, 5-4 Buffalo win over Philadelphia, May 20, 1975, goal by Rene Robert

THE SABRES — FROM WHERE AND WHEN

Bromley, Gary — acquired as a free agent, 1971
Carriere, Larry — second round pick, 1972 Amateur Draft
Crozier, Roger — trade with Detroit for Tom Webster, June 10, 1970
Desjardins, Gerry — returned to NHL from WHA Baltimore Blades, after Buffalo acquired his NHL rights from N.Y. Islanders for future considerations
Fogolin, Lee — first round pick, 1974 Amateur Draft
Gare, Dan — second round pick, 1974 Amateur Draft
Guevremont, Jocelyn — trade with Vancouver for Gerry Meehan and Mike Robitaille, October 14, 1974
Hajt, Bill — third round pick, 1971 Amateur Draft
Korab, Jerry — trade with Vancouver for John Gould and Tracy Pratt, December 27, 1973
Lorentz, Jim — trade with N.Y. Rangers for Buffalo's second choice (Larry Sacharuk) in 1972 Amateur Draft, January 14, 1972
Luce, Don — and Mike Robitaille, trade with Detroit for Joe Daley, May 25, 1971
Martin, Richard — first round pick, 1971 Amateur Draft
McNab, Peter — sixth round pick, 1972 Amateur Draft
Perreault, Gil — first round pick, 1970 Amateur Draft
Ramsay, Craig — second round pick, 1971 Amateur Draft
Robert, Rene — trade with Pittsburgh for Eddie Shack, March 4, 1972
Schoenfeld, Jim — first round pick, 1972 Amateur Draft
Spencer, Brian — trade with N.Y. Islanders for Doug Rombough, March 10, 1974
Stanfield, Fred — trade with Minnesota for Norm Gratton and future considerations, January 27, 1975

AWARDS AND TROPHIES

Most Valuable Player—Wilkinson Sword Award: Chosen by team members, this award consists of an engraved full size sword and a \$500 check, presented by the Wilkinson Sword Division.

1974-75 — Rene Robert
 1973-74 — Don Luce
 1972-73 — Tim Horton
 1971-72 — Roger Crozier
 1970-71 — Gil Perreault

Most Improved Player—Wilkinson Sword Award: Also chosen by his teammates, the winner receives an engraved Wilkinson poniard.

1974-75 — Rick Dudley
 1973-74 — Rick Dudley and Craig Ramsay
 1972-73 — Dave Dryden
 1971-72 — Don Luce
 1970-71 — Doug Barrie

The Charley Barton Memorial Silver Stick Award: Presented by the Buffalo Courier Express in memory of the late hockey writer Charley Barton, to the player who best exemplifies Charley's love of the game.

1974-75 — Gil Perreault
 1973-74 — Craig Ramsay
 1972-73 — Don Luce

Star of Stars Award: For consistent home performance as reflected in the Three Star selections.

1974-75 — Rene Robert
 1973-74 — Richard Martin
 1972-73 — Gil Perreault
 1971-72 — Roger Crozier

BUFFALO SABRES' BOOSTER CLUB AWARDS

Frank Eddolls Memorial Trophy: Named in honor of the former Buffalo Bison coach and NHL defenseman, presented to the most popular player, as selected by members of the Booster Club.

1974-75 — Craig Ramsay
 1973-74 — Richard Martin
 1972-73 — Gil Perreault
 1971-72 — Gil Perreault
 1970-71 — Gil Perreault

Wayne Larkin Memorial Trophy: Named in honor of the former Buffalo Bison winger, presented to the most valuable player, as voted by his teammates.

1974-75 — Rene Robert
 1973-74 — Richard Martin
 1972-73 — Tim Horton
 1971-72 — Roger Crozier
 1970-71 — Gil Perreault



Tim Horton Memorial Award: Named in honor of the late Buffalo Sabres' defenseman, presented to the player whose performance is far superior to the public recognition he has received, based on a vote of Booster Club members.

- 1974-75 — Bill Hajt
- 1973-74 — Craig Ramsay
- 1972-73 — Jim Lorentz
- 1971-72 — Don Luce
- 1970-71 — Gerry Meehan

OTHER AWARDS

1974-75

- Bill Masterton Trophy:** Don Luce
- Official NHL All-Star Team Left Winger:** Richard Martin
- Selected to NHL's Prince of Wales Conference Team in All-Star Game:** Richard Martin, Rene Robert, Gil Perreault, Jerry Korab, Don Luce
- Official Sporting News Prince of Wales Conference All-Star Team Left Winger:** Richard Martin

1973-74

- Official NHL All-Star Team Left Winger:** Richard Martin
- Official Sporting News East Division All-Star Team Left Winger:** Richard Martin
- Selected to NHL's East Division Team in All-Star Game:** Richard Martin, Dave Dryden, Gil Perreault

1972-73


- Lady Byng Trophy:** Gil Perreault
- Selected to NHL's East Division Team in All-Star Game:** Richard Martin, Rene Robert

1971-72

- Selected to NHL's East Division Team in All-Star Game:** Richard Martin, Gil Perreault
- Hockey News Rookie of the Year:** Richard Martin
- Sporting News East Division Rookie of the Year:** Richard Martin

1970-71

- Calder Trophy:** Gil Perreault
- Selected to NHL's East Division Team in All-Star Game:** Gil Perreault
- Sport Magazine Rookie of the Year in All of Pro Sport:** Gil Perreault
- Sporting News East Division Rookie of the Year:** Gil Perreault



**The
Players**



Gary Bromley

(Brahm'lee)

Goaltender

Born: Edmonton, Alberta

January 19, 1950

Height: 5'10" Weight: 149

Shoots: Right

At training camp in St. Catharines in the late summer of 1974, the biggest question mark about the Sabres prospects hovered over the heads of the goalkeepers, but it didn't take slim Gary much of the season to give Buffalo fans a positive answer. "Bonesey", (a nickname for obvious physiological reasons), bore the brunt of the goalkeeping chores during the season, starting 50 games, and winning 63 of a possible 96 points in the decision column. He set a club record of 4 shutouts and had a creditable 3.10 goals against average, playing his best hockey on the road where the points come hardest. Goalkeepers in the NHL are there because of talent, but it's experience that makes them the best of the breed, and Bromley's successful rookie year augers well for his future and that of the Sabres. Calm Bromley is a standup goalie and plays the angles on the shooter, sometimes very aggressively.


PROFESSIONAL RECORD

Season	Club	League	GP	MINS	GA	SO	AVG
1971-72	Cincinnati	AHL	3	180	6	1	2.00
1972-73	Cincinnati	AHL	31	1711	76	0	2.66
1973-74	Cincinnati	AHL	34	1906	89	1	2.80
1973-74	Buffalo	NHL	12	598	33	0	3.31
1974-75	Buffalo	NHL	50	2787	144	4	3.10
	NHL Totals		62	3385	177	4	3.14



Buffalo Sabres' 1975-76 Roster

Player	Hgt.	Wgt.	Place of Birth	1974-75 Club		1974-75 Record	
				G	A	Pts.	
FORWARDS:							
DESCHAMPS, Andre	5-11	185	Valleyfield, Que.	Charlotte	59	42	101
DEZIEL, Michel	5-11	180	Sorel, Que.	Hershey	27	24	51
DUPUIS, Yvon	5-10	180	Longueuil, Que.	Charlotte	45	29	74
GARE, Danny	5-09	175	Nelson, B.C.	Buffalo	31	31	62
KORZACK, Neil	5-10	185	Milton, Ont.	Hershey-Charlotte	30	38	68
LORENTZ, Jim	6-00	180	Waterloo, Ont.	Buffalo	25	45	70
LUCE, Don	6-02	185	London, Ont.	Buffalo	33	43	76
MARTIN, Richard	5-11	179	Lasalle, Que.	Buffalo	52	43	95
MARTIN, Terry	5-11	175	Barrie, Ont.	London	43	57	100
McADAM, Gary	5-11	175	Smith Falls, Ont.	St. Catharines	24	53	77
McNAB, Peter	6-03	203	Vancouver, B.C.	Buffalo	22	21	43
McSHEFFREY, Bryan	6-02	200	Ottawa, Ont.	Hershey-Buffalo-Vanc.	12	8	20
PERREAU, Gil	6-00	202	Victoriaville, Que.	Buffalo	39	57	96
RAMSAY, Craig	5-10	176	Weston, Ont.	Buffalo	26	38	64
ROBERT, Rene	5-09	184	Trois-Rivieres, Que.	Buffalo	40	60	100
SMITH, Derek	5-10	165	Quebec, Que.	Hershey-Charlotte	15	19	34
SMULDERS, Bob	6-02	187	Brampton, Ont.	Hershey	1	1	2
SPENCER, Brian	5-11	185	Fort St. James, B.C.	Buffalo	12	29	41
STANFIELD, Fred	5-10	185	Toronto, Ont.	Buffalo-Minnesota	20	39	59
TITANIC, Morris	6-01	180	Toronto, Ont.	Hershey-Charlotte	9	17	26
DEFENSEMEN:							
BREITENBACH, Ken	6-01	190	Welland, Ont.	St. Catharines	7	30	37
CARRIERE, Larry	6-01	204	Montreal, Que.	Buffalo	1	11	12
FOGOLIN, Lee	6-00	204	Chicago, Ill.	Buffalo	2	2	4
GUEVREMONT, J.	6-02	202	Montreal, Que.	Buffalo-Vancouver	7	25	32
HAJT, Bill	6-03	204	Borden, Sask.	Buffalo	3	26	29
KORAB, Jerry	6-03	218	Sault Ste. Marie, Ont.	Buffalo	12	44	56
LANDRY, Jean	5-11	175	Montreal, Que.	Hershey	8	8	16
McINTOSH, Paul	5-10	177	Listowel, Ont.	Hershey-Charlotte	2	12	14
SCHOENFELD, Jim	6-02	206	Galt, Ont.	Buffalo	1	19	20
GOALTENDERS:							
BROMLEY, Gary	5-10	149	Edmonton, Alta.	Buffalo	2787	144	4
CROZIER, Roger	5-10	185	Bracebridge, Ont.	Buffalo	1260	55	3
DESJARDINS, Gerry	5-11	190	Sudbury, Ont.	Buffalo	540	25	0
EDWARDS, Don	5-09	160	Hamilton, Ont.	Kitchener	258	1	1
SAUVE, Bob	5-08	165	Ste.-Genevieve, Que.	Laval	287	0	0



Larry Carriere

(Care-e-air')

Defense

Born: Montreal, Quebec

January 30, 1952


Height: 6'1" Weight: 204

Shoots: Left

One of three Sabres to play in every regular season game, Larry continued to show his versatility in his second full season in the NHL and third as a pro. He played both defense positions, teamed with rookies and veterans alike, and killed penalties both as a forward and a defenseman. Married in the off-season to reduce the Sabres bachelor's corps, "Hawk," (because of obvious physiological reasons), was third on the club in penalty minutes with 111, and engaged in the season's best fist fight, with Montreal's Yvon Lambert, in a game at Memorial Auditorium. But it isn't Carriere's work as a policeman that's made the Loyola University (Montreal) graduate one of the team's most effective players. It's his hard work on the ice. Larry was a second round draft pick in 1972.

PROFESSIONAL RECORD

Season	Club	League	GP	G	A	PTS	PIM
1972-73	Cincinnati	AHL	30	7	11	18	54
1972-73	Buffalo	NHL	40	2	8	10	52
1973-74	Buffalo	NHL	78	6	24	30	103
1973-74	Buffalo	NHL	80	1	11	12	111
1974-75	Buffalo	NHL	198	9	43	52	266
	NHL Totals						





Roger Crozier

(Crow'-zhure)

Goaltender

Born: Bracebridge, Ontario

March 16, 1942


Height: 5'10" Weight: 185


Shoots: Right

Roger Crozier has played in 504 regular season NHL games since breaking in with the Detroit Red Wings in the 1963-64 season, and nearly 200 of them have been in the uniform of the Sabres. Illness has kept him on the sidelines for much of the past two seasons, but in the games he played last year, he posted a 17-2-1 mark and added three shutouts. Winner of the Conn Smythe Trophy a decade ago, Crozier continues to be one of hockey's most spectacular goalies—flipping and flopping, darting and diving—to get in front of the puck. His career has been in jeopardy for two years now because of his illness—a pancreas disease—but if he is able to return to regular duty with the Sabres, he will give Buffalo a new dimension in goalkeeping.

PROFESSIONAL RECORD

Season	Club	League	GP	MINS	GA	SO	AVG
1960-61	Buffalo	AHL	3	5	0	1.67
1961-62	Sault Ste. Marie	EPHL	3	12	0	4.00
1961-62	Buffalo	AHL	1	60	4	0	4.00
1962-63	St. Louis	EPHL	70	299	1	4.27
1962-63	Buffalo	AHL	4	240	10	0	2.50
1963-64	Pittsburgh	AHL	44	103	4	2.34
1963-64	Detroit	NHL	15	900	51	2	3.40
1963-64	Detroit	NHL	70	4168	168	6	2.42
1964-65	Detroit	NHL	64	3734	173	7	2.78
1965-66	Detroit	NHL	58	3256	182	4	3.35
1966-67	Detroit	NHL	5	265	12	0	2.49
1967-68	Ft. Worth	CPHL	34	1729	95	1	3.31
1967-68	Detroit	NHL	38	1820	101	0	3.33
1968-69	Detroit	NHL	34	1877	83	0	2.65
1969-70	Detroit	NHL	44	2198	135	1	3.68
1970-71	Buffalo	NHL	63	3654	214	2	3.51
1971-72	Buffalo	NHL	49	2633	121	3	2.76
1972-73	Buffalo	NHL	12	615	39	0	3.80
1973-74	Buffalo	NHL	23	1260	55	3	2.62
1974-75	Buffalo	NHL	504	27844	1417	29	3.05
	NHL Totals						





Gerry Desjardins

(Day-zhar-dan')

Goaltender

Born: Sudbury, Ontario

July 22, 1944

Height: 5'11" Weight: 190

Shoots: Left

Gerry played most of last season with a gypsy hockey club in back of the WHA's most porous defense, and saw more rubber than a tire wholesaler. But late in the season he was able to obtain his hockey freedom, and signed on with the Sabres to give the club solid stretch goalkeeping and experience for the playoffs. Despite his third city in a year, Gerry adapted well, posting a 6-2-1 mark in the regular season and carrying the brunt of the goaltending duty through the Stanley Cup finals. He broke into the NHL with Los Angeles and later performed for Chicago and the New York Islanders before exiting to the WHA in the summer of 1974. He didn't find that the best of experiences, and is one of the growing number of players who decided to return to hockey's major league.

PROFESSIONAL RECORD

Season	Club	League	GP	MINS	GA	SO	AVG
1965-66	Houston	CPHL	20	73	0	3.78
1966-67	Houston	CPHL	36	130	1	3.61
1967-68	Cleveland	AHL	66	3934	226	3	3.45
1968-69	Los Angeles	NHL	60	3499	190	4	3.26
1969-70	Los Angeles	NHL	43	2453	159	3	3.89
1969-70	Chicago	NHL	4	240	8	0	2.00
1970-71	Chicago	NHL	22	1217	49	0	2.41
1971-72	Chicago	NHL	6	360	21	0	3.50
1972-73	NY Islanders	NHL	44	2498	195	0	4.68
1973-74	NY Islanders	NHL	36	1945	101	0	3.12
1974-75	Baltimore	WHA	41	2282	162	0	4.26
1974-75	Buffalo	NHL	9	540	25	0	2.78
	NHL Totals		214	12752	748	7	3.52





Lee Fogolin

(Foe'-go-lin)

Defense

Born: Chicago, Illinois

February 7, 1955


Height: 6' Weight: 204


Shoots: Right

It's said Lee Fogolin is so strong he can kick sand on any beach in the Western Hemisphere without fear of challenge, but it's the young defenseman's progress as a hockey player that pleases Sabres Coach Floyd Smith. Lee was the Sabres underage pick in the 1974 amateur draft, and turned 20 past the mid-way point of his first NHL season. He played in 50 games as an NHL rookie, but saw little ice-time, as Smith brought along the young Oshawa Generals graduate slowly. At one point early in the season, he played regularly when there were several injuries to the defense, and was a solid performer. By playoff time, Lee was being used as a penalty-killing forward as well as one the defense, and it's expected he'll see much more ice time this season. He's the son of former NHL defenseman Leo Fogolin, and is one of the Sabres' bachelors.

PROFESSIONAL RECORD

Season	Club	League	GP	G	A	PTS	PIM
1974-75	Buffalo	NHL	50	2	2	4	59
	NHL Totals		50	2	2	4	59





Danny Gare

(Gair)

Right Wing

Born: Nelson, British Columbia

May 14, 1954


Height: 5'9" Weight: 175


Shoots: Right

There were many heroes as the Sabres battled their way to the Stanley Cup finals in the spring of 1975, but one who got more attention from the national press with each passing game was the rookie from out west who doesn't appear much older than his fan club members. Danny was third in voting for the Calder Trophy, and so at this point—is perhaps the best all-round player entering his second year of NHL competition. It's estimated he missed every third shift all season long as linemates Luce and Ramsay were used as prime penalty killers, and yet Gare scored 31 goals and 31 assists. He scored on his first shot in the NHL, on his first shift on-ice in the season opener against Boston, and never slowed down from that moment on. In the playoffs, he was one of the Sabres steadiest players, and scored one game-winning goal in overtime against Montreal while being knocked through the air.

PROFESSIONAL RECORD

Season	Club	League	GP	G	A	PTS	PIM
1974-75	Buffalo	NHL	78	31	31	62	75
	NHL Totals		78	31	31	62	75





Jocelyn Guevremont

(Gay'-vre-mahn)

Defense

Born: Montreal, Quebec

March 1, 1951

Height: 6'2" Weight: 200

Shoots: Right

When Buffalo traded for lanky Joc (pronounced Joss) early last season, the Sabres had reassembled three of the key players in the 1970 Memorial Cup winning Montreal Junior Canadiens. Guevremont had been a teammate of Gil Perreault, Richard Martin and Norm Gratton on that club, one of the finest junior teams in decades, and all were first-round draft choices in the NHL. Guevremont had been known as purely an offensive defenseman in Vancouver, but channeled his many talents to improved defensive play on arrival in Buffalo, turning in one of his finest seasons. He has one of the best shots from the right point in the league, and his puck-carrying and passing ability were instrumental in setting up the most potent Sabres offense ever. Joc teamed with a variety of partners on the backline during the season, but spent most time with rookie Bill Hajt. He and Jerry Korab are the Sabres most experienced defensemen, and Guevremont is only 24.

PROFESSIONAL RECORD

Season	Club	League	GP	G	A	PTS	PIM
1971-72	Vancouver	NHL	75	13	38	51	44
1972-73	Vancouver	NHL	78	16	26	42	46
1973-74	Vancouver	NHL	72	15	24	39	34
1974-75	Vancouver	NHL	3	0	0	0	0
1974-75	Buffalo	NHL	66	7	25	32	32
1974-75	NHL Totals		291	51	113	164	156





Bill Hajt

(Height)

Defense

Born: Borden, Saskatchewan

November 18, 1951

Height: 6'3" Weight: 204


Shoots: Left

Championship hockey teams are constructed of the flashiest of stars—that's true—but also of the steadiest of performers: the guys who perform without great flair and distinction, but with great skill and steadiness. Hajt is one of the latter: a rookie defenseman who moved into a regular NHL spot and seldom had a bad game . . . a bad period . . . or a bad shift. Members of the Sabres Booster Club gave his play the recognition it hadn't been getting all season, voting Bill the club's "Unsung Hero" trophy at season's end. That trophy is now named after the late Tim Horton, a steady and unspectacular all-star if there ever was one. Hajt enters his second full NHL season at 23, with a bright future ahead of him. He's part of the Sabres radical change on defense last year, as the club turned entirely to youth, size and better puck handling on the back line. Bill was Buffalo's third choice in the 1971 amateur draft, but waited a year to turn pro.

PROFESSIONAL RECORD

Season	Club	League	GP	G	A	PTS	PIM
1972-73	Cincinnati	AHL	69	4	31	35	40
1973-74	Cincinnati	AHL	66	5	30	35	66
1973-74	Buffalo	NHL	6	0	2	2	0
1974-75	Buffalo	NHL	76	3	26	29	68
	NHL Totals		82	3	28	31	68





Jerry Korab

(Core'-ab)

Defense

Born: Sault Ste. Marie, Ontario

September 15, 1948

Height: 6'3" Weight: 218

Shoots: Left

Movie trivia fans may remember Fay Wray as the damsel-in-distress in a famous 1939 movie about a towering gorilla, but King Kong lives in another decade, or so say the legions of Jerry Korab fans in Buffalo. Korab, one of the biggest players in pro hockey, had his best season ever with Buffalo in 74-75, setting club records offensively with 12 goals and 44 assists, and serving as the main policeman on the Sabres back line. "No one challenges Jerry anymore," said a teammate. "It's just not worth the trouble and the bruises." Sometimes a forward (with Buffalo and other NHL clubs), Korab played almost exclusively as a defenseman last season, teamed with Jim Schoenfeld. He was named to the Prince of Wales Conference All-Star team, was sixth in balloting for the Norris Trophy, and started the mid-season classic teamed with Bobby Orr.

PROFESSIONAL RECORD

Season	Club	League	GP	G	A	PTS	PIM
1969-70	Portland	WHL	65	9	12	21	169
1970-71	Portland	WHL	20	3	5	8	78
1970-71	Chicago	NHL	46	4	14	18	152
1971-72	Chicago	NHL	73	9	5	14	95
1971-72	Chicago	NHL	77	12	15	27	94
1972-73	Chicago	NHL	31	4	7	11	64
1973-74	Vancouver	NHL	45	6	12	18	73
1973-74	Buffalo	NHL	12	44	56	184	
1974-75	Buffalo	NHL	79	12	44	56	184
	NHL Totals		351	47	97	144	662





Jim Lorentz

(Lor-ens')

Center-Right Wing

Born: Waterloo, Ontario

May 1, 1947


Height: 6'0" Weight: 180

Shoots: Left

With one flick of his stick during the Cup finals against Philadelphia, Lorentz got a new nickname and a new theme song courtesy of Memorial Auditorium organist Norm Wullen. Jim had adeptly flattened a wandering bat which had been fluttering over the ice surface, and despite some protests that it really doesn't fit, he'll be "Batman" to many fans forever. If the first Batman was flamboyant, then the nickname doesn't fit at all, as Lorentz' steady contributions to the Sabres are seldom given much mention by fans or the media. But he's the most versatile forward to ever wear Sabres colors. In 74-75 he played both wings and center, killed penalties, worked in the slot on the power play, and came up with a career NHL high of 70 points with 25 goals and 45 assists. Wherever he plays, Batman can never be accused of robbin' the paying customers.

PROFESSIONAL RECORD

Season	Club	League	GP	G	A	PTS	PIM
1967-68	Oklahoma City	CPHL	70	33	50	83	105
1968-69	Oklahoma City	CPHL	56	33	68	101	67
1968-69	Boston	NHL	11	1	3	4	6
1969-70	Boston	NHL	68	7	16	23	30
1970-71	St. Louis	NHL	76	19	21	40	34
1971-72	St. Louis	NHL	12	0	1	1	12
1971-72	NY Rangers	NHL	5	0	0	0	0
1971-72	Buffalo	NHL	35	10	14	24	12
1972-73	Buffalo	NHL	78	27	35	62	30
1973-74	Buffalo	NHL	78	23	31	54	28
1974-75	Buffalo	NHL	72	25	45	70	18
	NHL Totals		435	112	166	278	170





Don Luce

(Loose)

Center

Born: London, Ontario

October 2, 1948

Height: 6'2" Weight: 185


Shoots: Left

The afro-thatched Sabres center is only the second Buffalo player to win a major league trophy, and the choice of Luce as winner of the Bill Masterton Trophy for his play during the past season was most widely applauded by the men and women who cover the NHL. The season past was Luce's best as a pro, as he finished fourth in scoring on the high-powered Sabres, and topped the 30-goal mark for the first time. He tied Dave Keon's record of eight shorthanded goals in a season, a record later broken by Marcel Dionne with 10, and continued his work with Craig Ramsay to form the finest penalty-killing pair of forwards in the league. Luce played in his first NHL All-Star Game in January, and was one of the better players that night on the Prince of Wales Conference side.

PROFESSIONAL RECORD

Season	Club	League	GP	G	A	PTS	PIM
1968-69	Omaha	CHL	72	22	34	56	56
1969-70	Omaha	CHL	64	22	35	57	82
1969-70	NY Rangers	NHL	12	1	2	3	8
1970-71	NY Rangers	NHL	9	0	1	1	0
1970-71	Detroit	NHL	58	3	11	14	18
1971-72	Buffalo	NHL	78	11	8	19	38
1972-73	Buffalo	NHL	78	18	25	43	32
1973-74	Buffalo	NHL	75	26	31	57	44
1974-75	Buffalo	NHL	80	33	43	76	45
	NHL Totals		390	92	121	213	185





Richard Martin

Left Wing

Born: Montreal, Quebec

July 26, 1951

Height: 5'11" Weight: 179

Shoots: Left

No player in the distinguished history of the NHL has scored goals at a faster clip than Richard Martin. In his first four seasons in the league, Martin has counted 185 regular season goals, 46 more than his closest pursuer in the same career time span, and has notched consecutive 52-goal seasons. Martin again won the left wing spot on the NHL All-Star team, finishing far ahead of the runner-up in voting, and by every measure has become the outstanding left winger in hockey. He's particularly deadly on the power play, scoring 21 goals via that route in 74-75. Martin played most of the season with torn ligaments in his right thumb, and was forced to wear a heavy cast on the thumb and hand while playing. Despite this handicap, and its effect on his puckhandling, he continued to ram goals by NHL net-minders at a record pace. He was the first player to start his career on an expansion team to be named a first team all-star, and the first to repeat when voted the honor this past spring.

PROFESSIONAL RECORD

Season	Club	League	GP	G	A	PTS	PIM
1971-72	Buffalo	NHL	73	44	30	74	36
1972-73	Buffalo	NHL	75	37	36	73	79
1973-74	Buffalo	NHL	78	52	34	86	38
1974-75	Buffalo	NHL	68	52	43	95	72
	NHL Totals		294	185	143	328	225





Peter McNab

Center

Born: Vancouver, British Columbia

May 8, 1952

Height: 6'3" Weight: 203

Shoots: Left

The deadliest shooter in the NHL last year was a big cheerful rookie who overcame injuries and inexperience to crack the Sabres lineup. Peter scored on every fourth shot on goal during the regular season, counting 22 goals and 21 assists in only 53 games. Rookie-of-the-year in the American League in 1973-74, he would have been a leading contender for the NHL's Calder Trophy if a knee injury hadn't knocked him out of 27 regular season games last season, and hampered his play for several more weeks. A product of U.S. college hockey at Denver University, and the son of former NHL'er Max McNab, Peter works on his skating in the off-season through power skating instruction. He has a brother who's even bigger, a 6-7 goaltender playing college hockey presently.

PROFESSIONAL RECORD

Season	Club	League	GP	G	A	PTS	PIM
1973-74	Cincinnati	AHL	49	34	39	73	16
1973-74	Buffalo	NHL	22	3	6	9	2
1974-75	Buffalo	NHL	53	22	21	43	8
	NHL Totals		75	25	27	52	10





Gil Perreault

(Pair'-o)

Center

Born: Victoriaville, Quebec

November 13, 1950

Height: 6' Weight: 202

Shoots: Left

There have been few players in the history of professional hockey who were as exciting to watch carry the puck up ice as Perreault. In his fifth year in the NHL, despite missing 12 games with a knee injury, the Sabres Number 11 totaled a career high of 39 goals and 96 points, anchoring the now famous "French Connection." Gil is the only Sabres player to win two major NHL awards, the Calder, as rookie of the year in 1970-71, and the Lady Byng in 1972-73. He's hockey's version of a home run hitter, for when he takes the puck in his own end and races up ice embellishing his speed with swoops, dekes and dashes, Perreault can lift any crowd out of its seats. Injuries have cost him 35 regular season games over the past two seasons. Gil and his wife, Carmen, settled in the Buffalo area in the off season.

PROFESSIONAL RECORD

Season	Club	League	GP	G	A	PTS	PIM
1970-71	Buffalo	NHL	78	38	34	72	19
1971-72	Buffalo	NHL	76	26	48	74	24
1972-73	Buffalo	NHL	78	28	60	88	10
1973-74	Buffalo	NHL	55	18	33	51	10
1974-75	Buffalo	NHL	68	39	57	96	36
	NHL Totals		355	149	232	381	99





Craig Ramsay

(Ram'-zee)

Left Wing

Born: Toronto, Ontario

March 17, 1951

Height: 5'10" Weight: 176


Shoots: Left

Steady Ramsay has become a prototype NHL'er in only four NHL seasons. This past spring, one general manager said he was looking for "a Craig Ramsay" type player from the junior draft, and his fellow GM's knew what he meant: a two-way player who can check, score goals, kill penalties and play the game with intelligence and foresight. Ramsay's best season statistically was the one past. He didn't miss a game, and totaled seven shorthanded goals along with the second-best mark on the Sabres of seven game winners. Teamed with Don Luce, he's part of the best pair of penalty-killing forwards in the NHL, and is one of hockey's best at the pokecheck in the corners. Always a candidate for the Lady Byng, Ramsay is not what you'd call a flashy player, but one coveted by nearly every other team in the league. That's why he has even become a prototype.

PROFESSIONAL RECORD

Season	Club	League	GP	G	A	PTS	PIM
1971-72	Cincinnati	AHL	19	5	7	12	4
1971-72	Buffalo	NHL	57	6	10	16	0
1972-73	Buffalo	NHL	76	11	17	28	15
1973-74	Buffalo	NHL	78	20	26	46	0
1974-75	Buffalo	NHL	80	26	38	64	26
	NHL Totals		291	63	91	154	41





Rene Robert

(Row-bair')

Right Wing

Born: Three Rivers (Trois Rivieres), Quebec

December 31, 1948

Height: 5'9" Weight: 184

Shoots: Right

The first Sabres player to reach the benchmark 100-point season total was the French Connection's right winger, who earned a second-team berth on the NHL All-Star team and his teammates' appellation as Buffalo's Most Valuable Player in the process. Robert's third full season in Buffalo was by far his best ever as a pro, with 40 goals and 60 assists, though he missed six games with an injury. Rene was the trigger man from the point on Buffalo's potent power play, and his 14 goals with a Buffalo advantage were second to wingmate Richard Martin. He once again played in the mid-season All-Star Game, and it took an incredible year by Montreal's Guy LaFleur to relegate Rene to second team in the final balloting.

He also won the Charley Barton Star of Stars Trophy as the leader three-star selection points in Memorial Auditorium, and was a driving force in keeping Buffalo ahead of Boston when the Sabres were injury-ridden and threatened by the Bruins at mid-season.

PROFESSIONAL RECORD

Season	Club	League	GP	G	A	PTS	PIM
1967-68	Tulsa	CPHL	3	0	2	2	0
1968-69	Tulsa	CHL	59	21	30	51	57
1969-70	Vancouver	WHL	5	0	0	0	2
1969-70	Rochester	AHL	49	23	40	63	57
1970-71	Phoenix	WHL	7	4	3	7	6
1970-71	Tulsa	CHL	58	26	36	62	85
1970-71	Toronto	NHL	5	0	0	0	0
1971-72	Pittsburgh	NHL	49	7	11	18	42
1971-72	Buffalo	NHL	12	6	3	9	2
1972-73	Buffalo	NHL	75	40	43	83	83
1973-74	Buffalo	NHL	76	21	44	65	71
1974-75	Buffalo	NHL	74	40	60	100	75
	NHL Totals		291	114	161	275	273





Jim Schoenfeld

(Shon'-feld)

Defense

Born: Galt, Ontario

September 4, 1952


Height: 6'2" Weight: 206

Shoots: Left

At the age of 22, and with only 100-plus NHL games under his belt, Schoenfeld was named the captain of the Sabres last fall, replacing a traded Gerry Meehan. The big redhead wore the mantle well, with his best year offensively, but more importantly, his best on the defense. Teamed with Jerry Korab, Jim was part of the biggest regular defense pairing in the NHL, and he and his partner made the opposition pay when they tried to camp out in front of Buffalo's net. Both he and Korab set a club record of 184 penalty minutes, but the maturity Schoenfeld is gaining as a player—and as Sabres captain—showed when few of those penalty minutes were for what coaches like to call "foolish" penalties. Schony is the team cheerleader on the ice and off, and one of the fiercest competitors in the league.

PROFESSIONAL RECORD

Season	Club	League	GP	G	A	PTS	PIM
1972-73	Buffalo	NHL	66	4	15	19	178
1973-74	Cincinnati	AHL	2	0	2	2	4
1973-74	Buffalo	NHL	28	1	8	9	56
1974-75	Buffalo	NHL	68	1	19	20	184
	NHL Totals		162	6	42	48	418





Brian Spencer

Left Wing

Born: Fort St. James, B.C.

September 3, 1949


Height: 5'11" Weight: 185

Shoots: Left

All-out is the only way Brian Spencer knows how to play hockey, and the result is some of the game's exciting moments, as well as some of its most humorous. "Spinner," (called so because of the way he sometimes changes direction on the ice,) barrels into corners and behind the net with all battle flags flying, and while he may not always come out with the puck, his opponent is at the very least disconcerted. Spencer suffered from a severe shoulder separation all last season, causing him to miss only seven games, but forcing him to play with a harness which inhibited his arm movement. Off-season surgery hopefully corrected the problem. He had his best season as a pro in 74-75, with 12 goals and 29 assists. He came to the Sabres in a late-season deal in March of 1974, and has become one of Buffalo's most popular players since arriving here.

PROFESSIONAL RECORD

Season	Club	League	GP	G	A	PTS	PIM
1969-70	Tulsa	CHL	66	13	19	32	186
1969-70	Toronto	NHL	9	0	0	0	12
1970-71	Tulsa	CHL	23	6	8	14	103
1970-71	Toronto	NHL	50	9	15	24	115
1971-72	Tulsa	CHL	20	7	7	14	115
1971-72	Toronto	NHL	36	1	5	6	65
1972-73	NY Islanders	NHL	78	14	24	38	90
1973-74	NY Islanders	NHL	54	5	16	21	65
1973-74	Buffalo	NHL	13	3	2	5	4
1974-75	Buffalo	NHL	73	12	29	41	77
	NHL Totals		313	44	91	135	428





Fred Stanfield

Center-Left Wing

Born: Toronto, Ontario

May 4, 1944


Height: 5'10" Weight: 185

Shoots: Left

It's a strange team when you're an elder statesman at 31, but that's the way it was with Stanfield after his trade to Buffalo at mid-season. A thorough pro, Fred brought experience at winning to Buffalo when he arrived from Minnesota in exchange for Norm Gratton, and the experience was critical in the Sabres' drive to the Stanley Cup finals. During the finals he hardly missed a shift, though playing with a cracked ankle bone. During the regular season he played all three forward positions, on the power play and occasionally as a penalty killer. This season should see him top the 200-goal career mark, and his versatility makes him a valuable asset to the Sabres. Though only playing 32 regular season games in Buffalo, Stanfield was tied for fourth in power play goals and scored at a point-a-game rate.

PROFESSIONAL RECORD

Season	Club	League	GP	G	A	PTS	PIM
1964-65	Chicago	NHL	58	7	10	17	14
1965-66	St. Louis	CPHL	24	7	11	18	2
1965-66	Chicago	NHL	39	2	2	4	2
1966-67	St. Louis	CPHL	37	20	21	41	10
1966-67	Chicago	NHL	10	1	0	1	0
1967-68	Boston	NHL	73	20	44	64	10
1968-69	Boston	NHL	71	25	29	54	22
1969-70	Boston	NHL	73	23	35	58	14
1970-71	Boston	NHL	75	24	52	76	12
1971-72	Boston	NHL	78	23	56	79	12
1972-73	Boston	NHL	78	20	58	78	10
1973-74	Minnesota	NHL	71	16	28	44	10
1974-75	Minnesota	NHL	40	8	18	26	12
1974-75	Buffalo	NHL	32	12	21	33	4
	NHL Totals		698	181	353	534	122



Jean Landry


Defense

Born: Montreal, Quebec

June 14, 1953

Height: 5'11" Weight: 175

Shoots: Left



PROFESSIONAL RECORD

Club	Season	League	GP	G	A	PTS	PIM
1973-74 Cincinnati AHL	73	5	16	21	16
1974-75 Hershey AHL	63	8	8	16	38

Terry Martin

Left Wing

Born: Barrie, Ontario

October 25, 1955

Height: 5'11" Weight: 175

Shoots: Left



NO PROFESSIONAL RECORD

Gary McAdam


Right Wing

Born: Smith Falls, Ontario

December 31, 1955

Height: 5'11" Weight: 175

Shoots: Left



NO PROFESSIONAL RECORD

Paul McIntosh

Defense

Born: Listowel, Ontario

March 13, 1954

Height: 5'10" Weight: 177

Shoots: Right



PROFESSIONAL RECORD

Season	Club	League	GP	G	A	PTS	PIM
1974-75 Buffalo NHL	6	0	1	1	5
1974-75 Hershey AHL	68	2	11	13	195
	NHL Totals		6	0	1	1	5

Bryan McSheffrey

Right Wing

Born: Ottawa, Ontario

September 25, 1952

Height: 6'2" Weight: 200

Shoots: Right



PROFESSIONAL RECORD

Season	Club	League	GP	G	A	PTS	PIM
1972-73 Fort Worth WHL	39	27	22	49	24
1972-73 Vancouver NHL	33	4	4	8	10
1973-74 Vancouver NHL	54	9	3	12	34
1974-75 Hershey AHL	47	12	8	20	20
1974-75 Buffalo NHL	3	0	0	0	0
	NHL Totals		90	13	7	20	44

Bob Sauve


Goaltender

Born: Ste-Genevieve, Quebec

June 17, 1955

Height: 5'8" Weight: 165

Shoots: Left



NO PROFESSIONAL RECORD

Derek Smith


Center

Born: Quebec, Quebec

July 31, 1954

Height: 5'10" Weight: 165

Shoots: Left



PROFESSIONAL RECORD

Season	Club	League	GP	G	A	PTS	PIM
1974-75	Charlotte	SHL	4	4	3	7	0
1974-75	Hershey	AHL	64	11	16	27	10

Bob Smulders


Right Wing

Born: Brampton, Ontario

February 5, 1953

Height: 6'2" Weight: 187

Shoots: Right



PROFESSIONAL RECORD

Season	Club	League	GP	G	A	PTS	PIM
1973-74	Cincinnati	AHL	42	3	8	11	35
1974-75	Hershey	AHL	6	1	1	2	0

Morris Titanic

Left Wing

Born: Toronto, Ontario

January 7, 1953


Height: 6'1" Weight: 180

Shoots: Left



PROFESSIONAL RECORD

Season	Club	League	GP	G	A	PTS	PIM
1973-74	Cincinnati	AHL	62	31	28	59	47
1974-75	Hershey	AHL	34	9	17	26	64
1974-75	Buffalo	NHL	17	0	0	0	0
	NHL Totals		17	0	0	0	0



NHL PUBLIC RELATIONS DIRECTORY

Mr. Ed. Thilenius
Atlanta Flames
The Omni
100 Techwood Drive, N.W.
Atlanta, Georgia 30303

Mr. Nate Greenberg
Boston Bruins
150 Causeway Street
Boston, Massachusetts 02114

Mr. Ron McGrath
California Golden Seals
Suite 203
303 Hegenberger Road
Oakland, California 94621

Mr. Don Murphy
Chicago Black Hawks
Chicago Stadium
1800 West Madison Street
Chicago, Illinois 60612

Mr. Budd Lynch
Detroit Red Wings
Olympia Stadium
5920 Grand River
Detroit, Michigan 48208

Mr. Norm Smith
Kansas City Scouts
Crosby Kemper Memorial Arena
18th & Genessee
Kansas City, Missouri 64102

Mr. Mike Hope
Los Angeles Kings
The Forum
P.O. Box 10
Inglewood, California 90306

Mr. Dick Dillman
Minnesota North Stars
Metropolitan Sports Center
7901 Cedar Avenue South
Bloomington, Minnesota 55420

Mr. Alain Chantelois
Montreal Canadiens
Montreal Forum
2313 St. Catherine Street W.
Montreal, Quebec H3N 1N2

Mr. Hawley T. Chester III
New York Islanders
1155 Conklin Street
Farmingdale, New York 11735

Mr. John Halligan
New York Rangers
Madison Square Garden
4 Pennsylvania Plaza
New York, New York 10001

Mr. John Brogan
Philadelphia Flyers
The Spectrum
Broad Street & Pattison Avenue
Philadelphia, PA 19148

Mr. Terry Schifffhauer
Pittsburgh Penguins
Civic Arena
Pittsburgh, PA 15219

Mr. Alan Salomon
St. Louis Blues
The Arena
5700 Oakland Avenue
St. Louis, Missouri 63110

Mr. Howard Starkman
Toronto Maple Leafs
Maple Leaf Gardens, Ltd.
60 Carlton Street
Toronto, Ontario M5B 1L1

Mr. Greg Douglas
Vancouver Canucks
Pacific Coliseum
100 North Renfrew Street
Vancouver, B.C. V5K 3N7

Mr. Chip Campbell
Washington Capitals
Capital Centre
Landover, Maryland 20786

SABRES' HOMES AWAY FROM HOME 1975-76

ATLANTA
Fairmont Colony Square Hotel
Peachtree at 14th
Atlanta, Georgia 30361
404-892-6000

BOSTON
Dunfey's Parker House
Tremont & School Sts.
Boston, Massachusetts 02107
617-227-8600

CALIFORNIA
Edgewater Hyatt House
455 Hegenberger Road
Oakland, California 94621
415-562-6100

CHICAGO
Chicago Marriott
8535 West Higgins Road
Chicago, Illinois 60631
312-693-4444

DETROIT
Dearborn Inn
Dearborn, Michigan 48123
313-271-2700

KANSAS CITY
Kansas City Marriott
241 Paris Street
K.C. Int'l. Airport
Kansas City, Missouri 64153
816-464-2200

LOS ANGELES
Los Angeles Marriott
5855 West Century Blvd.
Los Angeles, California 90045
213-641-5700

MINNESOTA
Marriott Inn
1919 E. 78th at Cedar Avenue
Bloomington, Minnesota 55420
612-854-7441

MONTREAL
Sheraton Mt. Royal Hotel
1455 Peel Street
Montreal, Quebec
CANADA
514-842-7777

LONG ISLAND
Holiday Inn of Westbury
369 Old Country Road
Westbury, L.I., New York 11590
516-997-5000

NEW YORK
Statler Hilton Hotel
7th Avenue at 33rd Street
New York, New York 10001
212-736-5000

PHILADELPHIA
Sheraton Airport Inn
Philadelphia Int'l. Airport
Philadelphia, Pennsylvania 19153
215-365-4150

PITTSBURGH
Pittsburgh Hilton
600 Commonwealth Place
Pittsburgh, Pennsylvania 15230
412-391-4600

ST. LOUIS
St. Louis Marriott
I-70 at Lambert Municipal Airport
St. Louis, Missouri 63134
314-423-9700

VANCOUVER
Hotel Vancouver
Vancouver 1, British Columbia
CANADA
604-684-3131

WASHINGTON
Holiday Inn
Capital Beltway
10,000 Baltimore Avenue
College Park, Maryland 20740
301-345-6700

**BREAKDOWN OF 1975-76
BUFFALO SABRES' SCHEDULE**

BUFFALO vs.	At Home	On Road	Total
Atlanta	2	2	4
Boston	3	3	6
California	3	3	6
Chicago	2	2	4
Detroit	3	2	5
Kansas City	2	2	4
Los Angeles	2	3	5
Minnesota	2	2	4
Montreal	2	3	5
N.Y. Islanders	2	2	4
N.Y. Rangers	3	2	5
Philadelphia	2	2	4
Pittsburgh	2	3	5
St. Louis	2	2	4
Toronto	3	3	6
Vancouver	2	2	4
Washington	3	2	5
By Month			
October	7	3	10
November	7	6	13
December	6	7	13
January	7	6	13
February	7	8	15
March	4	9	13
April	2	1	3
Days of the Week			
Sunday	20	3	23
Monday	0	2	2
Tuesday	0	7	7
Wednesday	5	9	14
Thursday	14	2	16
Friday	1	4	5
Saturday	0	13	13

Straight talk spoken here.

*17 Court Street
694 Fillmore Avenue
2157 Seneca Street
274 Edmwood Avenue
2858 Delaware Avenue, Kenmore
4248 Delaware Avenue, Tonawanda
Nash Road at Deerfield, North Tonawanda
(Coming soon).
4954 Harlem Road, Snyder
5223 Sheridan Drive, Williamsville
8637 Main Street, Clarence
3871 Union Road, Cheektowaga
1219 French Road, Depew
4184 Seneca Street, West Seneca
54955 Chestnut Ridge Road, Orchard Park*

**BB Bank of
Buffalo**
The straight talk people