




COLUMBUS BLUE JACKETS

2023-24 SEASON IN REVIEW





2023 COLUMBUS BLUE JACKETS 2024

- ROW 1:** ELVIS MERZLIKINS, MALCOLM SUBBAN, JOHN H. McCONNELL, MAJORITY OWNER JOHN P. McCONNELL, PRESIDENT MIKE PRIEST, SEAN KURALY, ERIK GUDBRANSON, BOONE JENNER, ZACH WERENSKI, HEAD COACH PASCAL VINCENT, PRESIDENT OF HOCKEY OPERATIONS JOHN DAVIDSON, ASSISTANT GENERAL MANAGER BASIL McRAE, ASSISTANT GENERAL MANAGER JOSH FLYNN, JET GREAVES, DANIIL TARASOV
- ROW 2:** DIRECTOR OF PLAYER PERSONNEL CHRIS CLARK, VIDEO ASSISTANT COACH DAN SINGLETON, ASSISTANT COACH MARK RECCHI, GOALTENDING COACH NIKLAS BACKSTROM, JUSTIN DANFORTH, COLE SILLINGER, ALEXANDRE TEXIER, KIRILL MARCHENKO, DAMON SEVERSON, IVAN PROVOROV, JOHNNY GAUDREAU, ASSISTANT COACH JOSEF BOUMEDIENNE, ASSISTANT COACH JARED BOLL, ASSISTANT COACH STEVE McCARTHY, DIRECTOR OF PLAYER DEVELOPMENT RICK NASH
- ROW 3:** TREY FIX-WOLANSKY, CARSON MEYER, MIKAEL PYYHTIA, ADAM BOQVIST, KENT JOHNSON, JAKE BEAN, DAVID JIRICEK, DMITRI VORONKOV, ADAM FANTILLI, BRENDAN GAUNCE, ALEX NYLANDER, YEGOR CHINAKHOV, MATHIEU OLIVIER, JAMES MALATESTA, NICK BLANKENBURG
- ROW 4:** EQUIPMENT MANAGER JAMIE HEALY, ASSISTANT EQUIPMENT MANAGER DUSTIN HALSTEAD, ASSISTANT EQUIPMENT MANAGER JASON STYPINSKI, ASSISTANT EQUIPMENT MANAGER TRAVIS WARD, ASSISTANT STRENGTH & CONDITIONING COACH NICK ORIOLI, STRENGTH & CONDITIONING COACH KEVIN COLLINS, ASSISTANT STRENGTH & CONDITIONING COACH RYAN GADBOIS, HEAD ATHLETIC TRAINER MIKE VOGT, ASSISTANT ATHLETIC TRAINER CHRIS STRICKLAND, ASSISTANT ATHLETIC TRAINER NATES GOTO, ASSISTANT ATHLETIC TRAINER DYLAN DEWEY, HOCKEY VIDEO ASSISTANT ARON AUGUSTITUS





Table of Contents.....	1
Staff Directory	2

HOCKEY OPERATIONS

John Davidson, President of Hockey Operations.....	3
Hockey Operations Management	3-4
Pascal Vincent, Head Coach.....	5
Coaching Staff.....	6-7

2023-24 SEASON IN REVIEW

Team Notes.....	8-11
Player Notes.....	12
Final Player Statistics.....	13
Scoring & Goaltending Breakdown.....	14
Statistical Leaders	15
Time On Ice & Faceoff Percentage	16
Statistical Breakdown	17-18
Milestones & Firsts	19
Highs & Lows	20-21
Injury Report	22
Transactions.....	22-23
Game-by-Game Results.....	24
Home and Road Game-by-Game Results.....	25
Game-by-Game Statistical Breakdown.....	26

PLAYERS

2023-24 Player Personnel.....	27
Jake Bean.....	28-29
Adam Boqvist.....	30-31
Yegor Chinakhov	32-33
Justin Danforth.....	34-35
Adam Fantilli.....	36-37
Johnny Gaudreau.....	38-39
Brendan Gaunce	40-41
Erik Gudbranson.....	42-43
Boone Jenner.....	44-45
David Jiricek.....	46-47
Kent Johnson	48-49
Sean Kuraly.....	50-51
Patrik Laine	52-53
Kirill Marchenko	54-55
Elvis Merzlikins.....	56-57
Alex Nylander.....	58-59
Mathieu Olivier.....	60-61
Ivan Provorov.....	62-63
Damon Severson.....	64-65

Cole Sillinger	66-67
Daniil Tarasov	68-69
Alexandre Texier	70-71
Dmitri Voronkov	72-73
Zach Werenski.....	74-75
Nick Blankenburg / Trey Fix-Wolansky	76-77
Jet Greaves / James Malatesta	78-79
Carson Meyer / Mikael Pyhtia	80-81

VS. THE NHL

Anaheim Ducks / Arizona Coyotes	82-83
Boston Bruins / Buffalo Sabres	84-85
Calgary Flames / Carolina Hurricanes	86-87
Chicago Blackhawks / Colorado Avalanche.....	88-89
Dallas Stars / Detroit Red Wings.....	90-91
Edmonton Oilers / Florida Panthers	92-93
Los Angeles Kings / Minnesota Wild	94-95
Montreal Canadiens / Nashville Predators	96-97
New Jersey Devils / New York Islanders	98-99
New York Rangers / Ottawa Senators	100-101
Philadelphia Flyers / Pittsburgh Penguins	102-103
San Jose Sharks / Seattle Kraken	104-105
St. Louis Blues / Tampa Bay Lightning	106-107
Toronto Maple Leafs / Vancouver Canucks	108-109
Vegas Golden Knights / Washington Capitals.....	110-111
Winnipeg Jets.....	112

RECORD BOOK

All-Time Statistics / By Season	113-115
20-Goal Seasons / Hat Tricks.....	116-117
Extra Attacker Goals / Penalty Shots	118-122
Shutouts / Overtime / Shootout Report.....	122-131
Records By Seasons	132-135
Individual Leaders by Season.....	136-139
Top Single Seasons	140-143
Career Leaders.....	143-144
Team Records	145-151
Individual Player Records.....	152-155

2023-24 NHL FINAL STATISTICS

Standings & Team Records	156-157
Individual Leaders / Rookie Leaders	158-163
Goaltending Leaders	163
Special Teams Rankings	164-165
Penalty Minutes / Overtime Report	166

The 2023-24 Columbus Blue Jackets Season In Review Guide was produced by the club's Communications Department. We hope that you will find it helpful in your continued coverage of our hockey club. Should you have any questions or need assistance, please feel free to contact one of us at any time. We appreciate your coverage of Blue Jackets hockey.

Todd Sharrock, VP of Communications & Team Services	(614) 246-4157	tsharrock@BlueJackets.com	@ToddSharrock
Glenn Odebralski, Manager of Communications	(614) 246-0288	godebralski@BlueJackets.com	@GlennOdebralski
Lindy Noel, Corporate Communications Specialist	(614) 246-4310	lnoel@BlueJackets.com	@LindanNoel
Madison White, Senior Communications Coordinator	(614) 246-4237	mwhite@BlueJackets.com	



STAFF DIRECTORY

COLUMBUS BLUE JACKETS

200 W. Nationwide Blvd., Columbus OH 43215
Phone: (614) 246-4625

OWNERSHIP/SENIOR MANAGEMENT

Majority Owner/Governor: John P. McConnell
President/Alternate Governor: Mike Priest
President of Hockey Operations/Alternate Governor: John Davidson

EXECUTIVE STAFF | BUSINESS OPERATIONS

Senior Vice President/Chief Marketing Officer: Kathryn Dobbs
Senior Vice President/Chief Financial Officer: T.J. LaMendola
Senior Vice President/Chief Operating Officer: Cameron Scholvin
Senior Vice President/Chief Legal Officer: John Tortora
Vice President, Marketing: Ryan Chenault
Vice President, Partner Activation & Premium Service: Becky Coffey
Vice President, Business Intelligence & Broadcasting: Marc Gregory
Vice President, Operations & Development: J.D. Kershaw
Vice President, Human Resources: Becky Magaw
Vice President, Ticket Sales & Service: Marty Mulford
Vice President, Communications: Todd Sharrock
Vice President, Corporate Partnerships: Ryan Shirk
Vice President, Digital Media & Content: Marcus Stephenson

HOCKEY OPERATIONS

Assistant General Managers: Basil McRae, Josh Flynn
Director of Player Development: Rick Nash
Director of Player Personnel & General Manager, Cleveland Monsters: Chris Clark
Director of Amateur Scouting: Ville Siren
Assistant Director of Amateur Scouting: Trevor Timmins
Scouting Coordinator: Jim Viers
Amateur Scouts: Oscar Akerlund, Alex Campbell, Marshall Davidson, Dale Derkatch, Danny Flynn, Brad Peddle, Dave Peters, Roman Polak, William Ronnholm, Chris Shero, Bob Halkidis, Mikko Makela, Todd White
Pro Scouts: Zac Urbach
Director of Hockey Analytics: Cam Lawrence, Josh Weissbock
Hockey Analytic Consultants: Aron Augustitus
Hockey Video Assistant: Mike Vogt
Head Athletic Trainer: Dylan Dewey, Nates Goto, Chris Strickland
Assistant Athletic Trainers: Jamie Healy
Equipment Manager: Dustin Halstead
Assistant Equipment Managers: Jason Stypinski, Travis Ward
Director of Team Travel & Logistics: Julie Gamble
Team Relations Specialist: Aaron Johnson
Hockey Operations Assistant: Reid Robertson

COACHING STAFF

Head Coach: Pascal Vincent
Assistant Coaches: Jared Boll, Josef Boumedienne, Steve McCarthy, Mark Recchi
Goaltending Coach: Niklas Backstrom
Strength & Conditioning Coach: Kevin Collins
Assistant Strength & Conditioning Coaches: Ryan Gadois, Nick Orioli
Video Assistant Coach: Dan Singleton
Development Coaches: Tommy Cross, Derek Dorsett
European Development Coach: Jarkko Ruutu
Goaltending Development Coach: Brad Thiesen
Goaltending/Skating Consultants: Justin Pogge/Lee Harris

CORPORATE PARTNERSHIPS

Director of Premium Sales: Wes England
Directors of Corporate Partnerships: Scott Bailey, Mark Kent
Director of Partnership Activation: Ryan Hulub
Director of Premium Experience: Kayla Kill
Senior Partnership Development Managers: Katie Schwepfinger
Corporate Partnership Retention Managers: Nate Felver, Amanda Rinaldi
Corporate Partnership Development Manager: Adam Titanic
Senior Premium Event Specialist: Grant Jamieson
Premium Relationship Executive: Bryce Mahoney
Partnership Activation Specialists: Emily Frajdofer, Maddie Goetz, Mike Tannenbaum, Kiersa Warwick
Premium Experience Specialist: Kelly Russell
Administrative Assistant/Coordinator: Janice Mickey

COMMUNICATIONS

Manager of Communications: Glenn Odebralski
Corporate Communications Specialist: Lindy Noel
Senior Communications Coordinator: Madison White

COMMUNITY DEVELOPMENT

Executive Director, CBJ Foundation & Sr. Director of Fan Development & Community Programs: Andee Cochren
Senior Director of Amateur Hockey Programming: David Caruso
CBJ Foundation Events Manager: Angela Husted
Grassroots Hockey Manager: Tommy Trowell
Manager of Amateur Hockey Programming: Bill McCall
CBJ Foundation Development Specialist: Mary Leiby
Fan Development Specialist: Joe Renza
Community Partnerships Manager: Ivy Johnson

DIGITAL MEDIA & CONTENT

Managers of Digital Media & Content: Andrew Applehans, Nathan Wiseman
Digital Media & Content Coordinator: Lauren Rodolitz
Reporter: Jeff Svoboda

GAME OPERATIONS & EVENT PRESENTATION

Executive Producer & Senior Director of Event Presentation: Derek Dawley
Manager of Event Presentation: Jason Abbadie
Senior Editor/Producer: David Traube
Production Manager: Andy Hookman
Broadcast Engineer: Shannon Adams
Producer/Videographers: Jonathan DeMuth, Donny DiCaprio
Motion Graphics Producer: Patrick Cantwell
Event Presentation Coordinator: Erin Claybaugh

MARKETING

Director of Marketing: Audra Sordyl
Marketing Manager: Katie Tsukamoto
Marketing Project Coordinator: Kayla Jackson
Senior Fan Engagement Coordinator: Joel Rosenberg
Senior Graphic Designer / Graphic Designer: Jason Duignan / Andrew Dennis

BUSINESS INTELLIGENCE

Senior Director of Business Strategy: Jeff Eldersveld
Business Intelligence Analysts: Sam Delfino, Colin Hardy, Caleb Wilson
Marketing Automation Coordinator: Jenny Hinkle
CRM Coordinator: Grace Morris

HUMAN RESOURCES & LEGAL

General Counsel: Peter Lovins
Director of Human Resources: Brittany Lenzo
Payroll & Benefits Manager: Sladana Barnacle
Human Resources Coordinator: Haley Reeb
Legal Fellow: Makda Gebremichael
Executive Administrative Assistant/Office Manager: Toulia Delinikos

FINANCE & INFORMATION TECHNOLOGY

Director of Finance/Controller: Kyle Lottman
Director of Information Technology: Jim Connolly
Accounting Manager: Zachary Kramer
Staff Accountant: Andrew Muse
Accounts Payable Coordinator: Taylor Kincaid
Systems Analyst: Matthew DeStephen
Technical Support Specialist: Janae Hatfield

TICKET SALES & OPERATIONS

Senior Director of Ticket Operations: Mark Metz
Director of Group Sales: Dani Nell
Director of Service and Retention: Don Sheldon
Director of New Business Development: Nate Bell
Senior Ticket Operations Manager: Kevin O'Malley
Manager, Season Ticket Services: Jacob Lambert
Manager, New Business Development: Noah Skladan
Group Sales Coordinator: Emily White
Ticket Operations Specialist: Aidan Cummings
Senior Season Ticket Account Specialist: Adam Entler
Ticket Sales & Events Coordinator: Kady Gies
Ticket Operations Coordinator: Lydia Harris
Account Executives, New Business Development: Gillian Bonner, Megan Syring, Daniel Yoo, Sveva Zaveri
Season Ticket Account Specialists: Megan Aufderbeck, Casey Calhoun, Tanner Click, Burgandy Hollingshead, Zachary Krohn, Michelle Morera, Jordan Moening, Maryann Santulli, Trey Stranges, Michaela Watkins, Jason Wasserstrom, Ka'Veon Williams
Group Event Specialists: AJ Gareri, Jared Horan, Tyler Lindberg, Alec Rivers, Abby Scully, Ian Wilkinson
Ticket Sales Consultants: Richard Albrecht, Alayna Barthelmass, Brandon Foster, Colin Green, Trey Kerns, Atheer Shaless, Denny Shirilla, Morgan VanLeer, Natalie Zucco


BROADCASTING

Television Play-By-Play Announcer: Jeff Rimer
Television Color Analyst & Team Ambassador: Jody Shelley
Radio Play-By-Play Announcer: Bob McElligott
TV Hosts: Brian Giesenschlag, Jean-Luc Grand-Pierre
Reporter: Alec Rivers, Dave Maetzold
Radio Host & Broadcast Coordinator: Dylan Tyrer

NATIONWIDE ARENA MANAGEMENT

Chief Operating Officer: Mike Gatto
General Manager: Derek Smith
VP, Ticketing, Nationwide Arena & CASE: Cait Schumann
Senior Director, Operations: Nicholas Wacławski
Director, Event Services & Security: Alton Bell
Director, Security and Emergency Services: Barry Kirby
Director of Finance - CASE: Corrie Robbins
Administrative Director: Jessica Fortin
Assistant Director, Ticketing: Dennis Novak
Event Managers: David Demuth, Bryn Strawbridge
Operations Manager: David Garrity
Ice Operations Manager: Sean Murphy
Project Manager: Ben Roderick
Event Services Manager: Mackenzie Williams
Assistant Box Office Manager: Cambria Davis
Event Services Coordinator: Anthony Marino
Accounting Assistant: Amanda Johnson
Operations Supervisors: Robert Beach (Changeover), Zach Evans, Matthew Vazquez
Housekeeping Supervisors: J.R. James (Manager), Roger Penick, Jr.
Housekeeping Assistant: Chris Brown
Maintenance: Brian Corrigan, Paul Van Culin, Todd Van Culin (foreman)
Engineers: Josh Fox, Tru Greer, Mike Perakis, Doug Van Culin (lead)
A/V Technician / Engineer: Jay Robison / Darren Young
Painter: Anthony Kincaid
Security: Andre Birkett, Kyle Hinkins, Karen Krszynski, David LaRoche, Lee Stewart, Jeramie Xavier

FRONT OFFICE



JOHN DAVIDSON

President of Hockey Operations and Alternate Governor

John Davidson is the president of hockey operations for the Columbus Blue Jackets and oversees all hockey operations activities for the club. He rejoined the organization on May 20, 2021 after originally serving in that capacity from October 24, 2012 to May 17, 2019.

During his initial tenure with the club, the Blue Jackets posted a 285-209-46 record (.570 pct.) over seven seasons, registering 42-plus wins in five of the last six campaigns and earning four Stanley Cup Playoff berths. Columbus enjoyed the best season in franchise history in 2016-17 with a 50-24-8 mark (108 pts.) and in 2018-19 swept the Presidents' Trophy-winning Tampa Bay Lightning, 4-0, in the Eastern Conference Quarterfinals to record the first playoff series win in club history.

Davidson spent the 2019-20 and 2020-21 seasons as president of hockey operations for the New York Rangers. The team went 64-51-11 over that span and posted back-to-back winning seasons for the first time since 2015-17.

Davidson also spent six years as president of hockey operations with the St. Louis Blues from 2006-12. He joined a Blues team that posted a 21-46-15 record (57 pts.) in 2005-06 and led a turnaround that saw the club average 39 wins and 90 points per season, culminating with a 49-22-11 mark (109 pts.) and Central Division championship in 2011-12.

Prior to his successful management career, Davidson enjoyed a long and distinguished broadcast career that earned him the prestigious Foster Hewitt Memorial Award for outstanding contributions as a hockey broadcaster by The Hockey Hall of Fame, into which he was inducted on Nov. 9, 2009 and for whom he is the past chairman of the Hall's selection committee. The NHL

and USA Hockey honored Davidson with the Lester Patrick Award for his contributions to ice hockey in the United States in March 2004.

Born in Ottawa, Ontario and raised in Calgary, Alberta, Davidson was the fifth overall pick of the 1973 NHL Draft by the St. Louis Blues. He spent two seasons in St. Louis and eight with the New York Rangers, including 1978-79 when he helped New York reach the Stanley Cup Final. When injuries forced him to retire during the 1982-83 season, he embarked on his broadcasting career with the MSG Network. In addition to his duties with the Rangers, he went on to provide analysis on Hockey Night in Canada, as well as the NHL's national television rightsholders, and covered numerous All-Star Games, Stanley Cup Finals and the 1992 (Albertville, France), 1994 (Lillehammer, Norway), 1998 (Nagano, Japan), 2002 (Salt Lake City) and 2006 (Torino, Italy) Olympic Games.

Davidson enjoyed a successful junior career as a goaltender with the Calgary Centennials prior to being selected by the Blues with their first pick, fifth overall, in the 1973 Entry Draft. That year, he became the first goaltender to go directly from junior hockey to the NHL as he appeared in 39 games with St. Louis during the 1973-74 season. After two years with the Blues, he joined the Rangers in June 1975 and went on to play eight seasons in New York. In 1978-79, he went 20-15-4 with a 3.52 goals-against average in 39 games and then went 11-7 with a 2.28 goals-against average in 18 playoff games to lead the Rangers to the Stanley Cup Finals. He was forced to retire due to injuries during the 1982-83 season.

Davidson was born on Feb. 27, 1953 in Ottawa, Ontario and raised in Calgary, Alberta. He and his wife, Diana, are the parents of two daughters, Lindsay and Ashley, and have five grandsons.



BASIL McRAE

Assistant General Manager

Basil McRae was named assistant general manager for the Columbus Blue Jackets on June 13, 2019 after serving the previous three seasons as director of player personnel. He also was a scout for the club in 2013-14.

McRae, who has been a part owner of the Ontario Hockey League's London Knights since 2000, also spent two years as alternate governor and general manager of the OHL club from 2014-16. London captured OHL and Memorial Cup championships in 2016. Prior to his original stint in Columbus, McRae served as a scout for the St. Louis Blues for five seasons.

In addition to two decades of scouting experience, McRae played 16 seasons in the NHL between 1981-96, registering 53 goals and 83 assists for 136 points with 2,453 penalty minutes in 576 games with the Quebec Nordiques, Toronto Maple Leafs, Detroit Red Wings, Minnesota North Stars, Tampa Bay Lightning, St. Louis Blues and Chicago Blackhawks.

The Beaverton, Ontario native was a fifth round pick of Quebec in the 1980 NHL Draft. He and his wife, Jill, are the parents of son, Philip, and daughters, Alexandra and Abigail.



JOSH FLYNN

Assistant General Manager

Josh Flynn was named assistant general manager for the Blue Jackets on June 13, 2019 after previously serving as the director of hockey administration. He is responsible for assisting in all facets of the hockey operations department, including salary cap management, contract negotiations and research, salary arbitration,

statistical research and strategic planning, and is the club's liaison to the National Hockey League on matters pertaining to the NHL-NHLPA collective bargaining agreement.

Flynn joined the Blue Jackets hockey operations department in June 2008 after spending the previous two seasons with KO Sports Agency in Denver, Colorado, where he worked on contract negotiations for several NHL players represented by the agency.

Flynn was born on December 8, 1982 in Toronto, Ontario. He received a bachelor's degree in political science from the University of Toronto in 2004 and earned his Juris Doctorate from the Sturm College of Law at the University of Denver in 2007.

He and his wife, Jen, reside in Upper Arlington and are the parents of daughters, Parker and Marin.



CHRIS CLARK

Director of Player Personnel and General Manager of the Cleveland Monsters

Chris Clark was promoted to director of player personnel for the Blue Jackets on June 13, 2019 after spending the previous seven seasons with the club as a development coach and most recently its director of player development.

While continuing to be involved with the development of players throughout the organization, he also has an active role in evaluating personnel at the NHL level and serves as the general manager of the Cleveland Monsters, the club's American Hockey League affiliate, leading the club to its first division title in franchise history in 2023-24.

Internationally, Clark served as general manager of the United States Men's National Team that competed at the 2023 IIHF World Championships in Tampere, Finland.

A native of South Windsor, Connecticut, Clark registered 103-111-214 and 700 penalty minutes in 607 career NHL games with the Blue Jackets, Washington Capitals and Calgary Flames, including 8-12-20 and 59 penalty minutes in 89 games with Columbus from 2009-11. He spent four-plus seasons with the Capitals, tallying 60-63-123 and 278 penalty minutes in 240 games with the club and served as captain from 2006-09.

Calgary's third round pick, 77th overall, in the 1994 NHL Draft, Clark earned All-ECAC honors during four seasons at Clarkson University from 1994-98. He then spent six seasons in the Flames organization from 1998-04, and helped the club reach the 2004 Stanley Cup Final.

He and his wife, Kim, are the parents of daughters, Haillie and Rylan; and son, Braiden.



RICK NASH

Director of Player Development

Rick Nash was named the club's director of player development in June 2021 after joining the organization as a special assistant to the general manager on June 13, 2019.

Nash supervises the club's development coaches, oversees the progress of prospects throughout the organization and provides feedback to management on player advancement.

Internationally, Nash is serving as general manager of Canada's Men's National Team at the 2024 IIHF World Championships in Czechia.

Nash spent his first nine NHL seasons with Columbus after the club selected him with the first overall pick at the 2002 NHL Draft and served as the club's captain from 2008-12. He is the franchise's all-time leader in games played, goals, assists and points as he registered 289-258-547 and 568 penalty minutes in 674 games from 2002-12. On Mar. 5, 2022, he became the first player in franchise history to have his number - 61 - retired.

Nash was a finalist for the Calder Memorial Trophy as the NHL's top rookie and an All-Rookie Team selection in 2002-03. He won the Maurice "Rocket" Richard Trophy as the NHL's top goal scorer in 2003-04 when he notched 41-16-57 in 80 games and received the NHL Foundation Player Award in 2008-09 for his contributions off the ice and in the community. He appeared in five All-Star Games as a Blue Jacket (2004, 2007, 2008, 2009, 2011) and one as a Ranger (2015). In 1,060 career NHL games, he tallied 437-368-805 and 750 penalty minutes with the Blue Jackets, New York Rangers and Boston Bruins.

The Brampton, Ontario native was a stalwart for Canada in international competition as he represented his country at three Olympic Games (2006, 2010-gold and 2014-gold), four IIHF World Championships (2005-silver, 2007-gold, 2008-silver, 2011) and one IIHF World Junior Championship (2002-silver).

He and his wife, Jessica, are the parents of sons, McLaren and Finn; and daughter, Ellie. The family resides in New Albany.



PASCAL VINCENT

Head Coach

Pascal Vincent was named head coach of the Columbus Blue Jackets on Sept. 17, 2023 and finished his first season behind the bench with a 27-43-12 record. He was originally hired as the club's associate coach in June 2021.

Prior to joining the Blue Jackets, Vincent, 52, spent 10 seasons as a member of the Winnipeg Jets organization, including five as a Jets assistant coach and five as the head coach of the American Hockey League's Manitoba Moose.

Vincent compiled a 155-139-31 record in 325 AHL games from 2016-21. He was awarded the Louis A.R. Pieri Memorial Award as the AHL's Coach of the Year in 2017-18 after guiding the club to a 42-26-8 record with 92 points in 76 games. He was an assistant coach with the Jets under head coaches Claude Noel and Paul Maurice for five seasons from 2011-16.

Prior to his arrival in Winnipeg, Vincent spent 11 seasons as a head coach in the Quebec Major Junior Hockey League with the Cape Breton Screaming

Eagles from 2000-08 and Montreal Juniors from 2008-11. He posted a 429-313-87 record in 829 games during that span, compiling 10 winning seasons and nine playoff series wins. He won the Ron Lapointe Trophy as the league's top head coach with Cape Breton following the 2007-08 campaign as the Screaming Eagles went 40-24-6 that season.

Vincent, who also served as his club's general manager over his final eight seasons in the QMJHL, earned the Maurice Filion Trophy in 2006-07 as the top general manager following a season in which Cape Breton finished with a record of 46-22-2 and reached the third round of the playoffs.

The Laval, Quebec native played four seasons in the QMJHL as a center with St. Jean, Laval and Verdun, registering 15-43-58 and 103 penalty minutes in 252 career games from 1988-92. He helped Verdun win the QMJHL championship and advance to the Memorial Cup tournament in 1991-92 and played one pro season with the ECHL's Knoxville Cherokees before embarking on his coaching career.

Vincent and his wife, Josee, are the parents of daughter, Geneve.



CAREER RECORD

YEAR	TEAM	LEAGUE	GC	W	L	OT	PTS.	PCT.	RESULTS
1999-00	Cape Breton	QMJHL	72	24	39	6	57	.396	Lost in Conference Quarterfinals
2000-01	Cape Breton	QMJHL	72	30	37	1	65	.451	Lost in Conference Semifinals
2001-02	Cape Breton	QMJHL	72	38	20	4	90	.625	Lost in Conference Finals
2002-03	Cape Breton	QMJHL	72	21	37	5	.56	.389	Did not qualify
2003-04	Cape Breton	QMJHL	70	49	16	3	103	.736	Lost in League Quarterfinals
2004-05	Cape Breton	QMJHL	70	32	27	3	75	.536	Lost in League First Round
2005-06	Cape Breton	QMJHL	70	40	23	7	87	.621	Lost in Division Semifinals
2006-07	Cape Breton	QMJHL	70	46	22	2	94	.671	Lost in League Semifinals
2007-08	Cape Breton	QMJHL	70	40	24	6	86	.614	Lost in Division Semifinals
2008-09	Montreal	QMJHL	68	34	30	4	72	.529	Lost in League Quarterfinals
2009-10	Montreal	QMJHL	68	31	30	7	69	.507	Lost in League Quarterfinals
2010-11	Montreal	QMJHL	68	46	12	10	102	.750	Lost in League Quarterfinals
2016-17	Manitoba	AHL	76	29	37	10	68	.447	Did not qualify
2017-18	Manitoba	AHL	76	42	26	8	92	.605	Lost in Division Finals
2018-19	Manitoba	AHL	76	39	30	7	85	.559	Did not qualify
2019-20	Manitoba	AHL	61	27	33	1	55	.451	No Playoffs
2020-21	Manitoba	AHL	36	18	13	5	41	.569	No Playoffs
2023-24	Columbus	NHL	82	27	43	12	66	.402	Did not qualify
CBJ/NHL TOTALS			82	27	43	12	66	.402	
AHL TOTALS			325	155	139	31	341	.525	
QMJHL TOTALS			829	429	313	87	945	.570	

REGULAR SEASON

PLAYOFFS



STEVE MCCARTHY

Assistant Coach

Steve McCarthy joined the Columbus Blue Jackets coaching staff as an assistant coach on Sept. 13, 2021 after spending the previous five seasons as an assistant coach with the American Hockey League's Cleveland Monsters.

Prior to joining the Monsters staff, McCarthy enjoyed a 16-year playing career that included eight NHL seasons between 1999-2008. Selected by Chicago in the first round, 23rd overall, in the 1999 NHL Draft, he registered 17 goals and 38 assists for 55 points with 168 penalty minutes in 302 career NHL games with the Blackhawks, Vancouver Canucks and Atlanta Thrashers.

The Trail, British Columbia native played seven seasons in the AHL, including his final season in 2015-16 with the Monsters, and spent several years in Europe with stints with the ZSC Lions in Switzerland, TPS in Finland and Salavat Yulaev Ufa in Russia's KHL. Before turning pro, he played three-plus seasons with the Edmonton/Kootenay Ice of the Western Hockey League from 1997-00, earning WHL East First All-Star Team honors with Kootenay in his final season. He also won a pair of bronze medals for Canada at the 2000 and 2001 IIHF World Junior Championships.

McCarthy and his wife, Melissa, are the parents of a daughter, Morgan, and son, Jack.



MARK RECCHI

Assistant Coach

Mark Recchi joined the Columbus Blue Jackets coaching staff as an assistant coach on Sept. 25, 2023.

Recchi was a seven-time All-Star (1997 All-Star Game Most Valuable Player) who racked up 577 goals and 956 assists for 1,533 points with 1,033 penalty minutes in 1,652 career NHL

games with Pittsburgh, Philadelphia, Montreal, Carolina, Atlanta, Tampa Bay and Boston from 1988-2011. He currently ranks eighth on the NHL's all-time games played list, is 15th in points and 16th in assists.

The Kamloops, British Columbia native added 61-86-147 and 93 penalty minutes in 189 career games during the Stanley Cup Playoffs. In 2011, he became the eighth player in the NHL's modern era (since 1943-44) to win

three Stanley Cup championships with three different teams (Pittsburgh-1991, Carolina-2006, Boston-2011). He was inducted into the Hockey Hall of Fame in 2017.

Following his playing career, Recchi spent parts of two seasons as a senior adviser with the Dallas Stars. In 2014, he was named development coach for the Penguins and served in that capacity for three seasons, including the 2015-16 and 2016-17 Stanley Cup-winning campaigns. He then served three seasons as an assistant coach with the club before joining New Jersey's coaching staff in 2020 and spending two seasons as an assistant with the Devils. Since 2007, he has been part-owner of the Western Hockey League's Kamloops Blazers, where he played from 1986-88.

He and his wife, Kimberly, are the parents to three daughters, Christina, Samantha and Isabella; and three sons, Cameron, Austin and Brendan.



JOSEF BOUMEDIENNE

Assistant Coach

Josef Boumedienne was named to the Blue Jackets coaching staff as an assistant coach in October 2023. He originally joined the club as its European scout on July 8, 2013 before serving as the director of European scouting from 2016-21 and as the director of pro scouting from June 2021 until the move to the bench.

Internationally, he was named the assistant general manager for the Swedish national team on July 22, 2022 and is serving in that capacity through the 2025-26 hockey season.

Boumedienne retired from hockey in 2013 following a 17-year playing career in North America and Europe that concluded with HC Slovan Bratislava

in the Kontinental Hockey League. After being selected by New Jersey in the fourth round, 91st overall, at the 1996 NHL Draft, he played in the NHL and American Hockey League from 2000-04 and 2007-09, collecting 4-12-16 and 36 penalty minutes in 47 career NHL games with New Jersey, Tampa Bay and Washington and 33-143-176 and 443 penalty minutes in 295 career AHL games. He also played in Sweden, Finland, Switzerland and Russia during his career and represented Sweden at the 1997 and 1998 World Junior Championships.

Boumedienne was born on Jan. 12, 1978 in Stockholm, Sweden. He and his wife, Petra, are the parents of three sons, Sami, Sascha and Wilson.



JARED BOLL

Assistant Coach

Former Blue Jackets forward Jared Boll rejoined the organization as an assistant development coach prior to the 2018-19 season and currently serves as an assistant coach.

Boll, who spent two seasons with the Anaheim Ducks from 2016-18, retired following the 2017-18 campaign having registered 28 goals and 38 assists for 66 points with 1,298 penalty minutes in 579 games during his 11-year NHL career. He spent nine seasons in Columbus, tallying 27-35-62 and 1,195 penalty minutes in 518 games from 2007-16. He is the club's all-time leader in penalty minutes and ranks eighth in games played.

Born in Charlotte, North Carolina and raised in Crystal Lake, Illinois, Boll was selected by the Blue Jackets in the fourth round, 101st overall, at the 2005 NHL Draft. After spending two seasons with the Ontario Hockey League's Plymouth Whalers from 2005-07, he made his NHL debut the following season and notched 5-5-10 and a career-high 226 penalty minutes in 75 games with the Jackets. He set a career high in points with 4-10-14 in 75 games in 2008-09 and scored a career-best seven goals and added five assists for 12 points in 73 contests in 2010-11.

Boll and his wife, Lauren, are the parents of daughters, Annie and Lucy. The family resides in Dublin.



NIKLAS BACKSTROM

Goaltending Coach

Former NHL netminder Niklas Backstrom joined the Columbus Blue Jackets as European goaltending coach in July 2019 before being named the goaltending coach for the NHL club in June 2023.

Backstrom posted a 196-144-50 record with a 2.49 goals-against average (GAA), .914 save percentage (SV%) and 28 shutouts in 413 games over 10 NHL seasons with the Minnesota Wild and Calgary Flames from 2006-16. He captured the William Jennings Trophy in his first year in 2006-07 after leading the league in GAA (1.97) and SV% (.929). He played in the 2009 NHL All-Star Game and

led the NHL in wins in 2012-13 with a 24-15-3 mark, 2.48 GAA, .909 SV% and two shutouts in 42 games.

Backstrom retired following the 2018-19 campaign after a 21-year playing career across several leagues, including the NHL, SHL and Liiga. He captured Urpo Ylonen Award as the Liiga's best goaltender while with Karpat in 2003-04 and 2004-05 and was named the Finnish Player of the Year in 2004-05.

Born in Helsinki, Finland, Backstrom finished his playing career with HIFK and Tappara in Liiga. He represented Finland in various international tournaments, including the 2006 and 2010 Olympic Games, 2005 and 2008 IIHF World Championships and 1998 IIHF World Junior Championships.

He and his wife, Heidi, are the parents of two children, Benjamin and Isabella.



KEVIN COLLINS

Strength and Conditioning Coach

Kevin Collins was named strength and conditioning coach for the Columbus Blue Jackets on June 29, 2010.

Collins joined the Blue Jackets after spending the previous five seasons with the Buffalo Sabres organization as strength and conditioning/video coach. He spent two seasons with the Portland Pirates (2008-10) and three with the Rochester Americans (2005-08), the Sabres' American Hockey League affiliates. He started his career as an intern

for Sabres Strength and Conditioning Coach Doug McKenney in 2004-05.

A Detroit, Michigan native, Collins played four years of collegiate hockey at SUNY Brockport, where he graduated with degrees in Exercise Physiology and Business Management. He is certified through the National Strength and Conditioning Association (NSCA) as a certified strength and conditioning specialist.

Collins and his wife, Amanda, are the parents of daughters, Audrey and Karli, and reside in Blacklick.



DAN SINGLETON

Video Assistant Coach

Dan Singleton joined the Blue Jackets in September 2000 as video coordinator and was named video assistant coach in June 2011. He came to Columbus after spending the previous six years as the video coordinator for the Michigan State University hockey team. He also served as a video

coach for Team USA's Men's Ice Hockey Team that earned a bronze medal at the 2015 IIHF World Championships in Prague, Czech Republic.

Born in Boulder, Colorado, he grew up in Ottawa, Ontario and attended McGill University in Montreal, earning a bachelor's degree in physical education in 1994. He then went to Michigan State, where he earned a master's degree in sports psychology in 1998.



SEASON NOTES

TEAM NOTES

COLUMBUS BLUE JACKETS COMPLETE 23RD NHL SEASON: The Columbus Blue Jackets completed their 23rd NHL season with a 27-43-12 record (66 pts./402 pct.)... The club finished eighth in the Metropolitan Division, 16th in the Eastern Conference and 29th in the NHL... Columbus recorded a season-high four-game regulation unbeaten streak (2-0-2) from Oct. 20-26 (3-1 W vs. CGY, 5-4 W at MIN, 2-3 OTL vs. ANA, 3-4 OTL at MTL) and won three-of-four games (3-1-0) on three occasions (Nov. 22-27, Mar. 2-7, Mar. 30-Apr. 6)... Since the start of the 2012-13 season, the Blue Jackets have gone 425-386-101 (.521) with seven winning seasons and five Stanley Cup Playoffs berths during that span.

BLUE JACKETS AT HOME: The Blue Jackets went 17-19-5 (39 pts./476) at home this season, scoring 123 goals (3.00 per game) and allowing 136 goals (3.32) in 41 games... The Jackets finished the season with a 7-3-1 mark over their final 11 home contests from Mar. 4-Apr 16, including wins over playoff qualifiers Vegas, Edmonton, Colorado and Carolina... The club picked up points in three consecutive home games (2-0-1) from Dec. 1-8 (4-2 W vs. OTT, 3-4 OTL vs. LAK, 5-2 W vs. STL)... In 23 seasons, Columbus is 444-357-107 (.548) in 908 home games.

COLUMBUS ON THE ROAD: Columbus went 10-24-7 (27 pts./329) on the road this season, scoring 111 goals (2.71 per game) and allowing 162 goals (3.95) in 41 games... The Blue Jackets went 8-6-3 on the road from Dec. 14-Mar. 2, including a five-game regulation unbeaten streak (3-0-2) from Dec. 14-Jan. 4 (6-5 W at TOR, 9-4 W at BUF, 3-4 OTL at NJD, 2-3 OTL at BUF, 3-2 W at PHI)... In 23 NHL seasons, Columbus is 323-470-113 (.419) in 906 road games.

GOALS FOR/GOALS AGAINST: Goals For: The Blue Jackets scored 234 goals in 82 games (not including SO goals), which was an average of 2.85 goals per game (24th-T, NHL)... The club scored a season-high nine goals on Dec. 19 at Buffalo (9-4 W) and posted two seven-goal contests on Nov. 22 vs. Chicago (7-3 W) and Feb. 21 at Anaheim (7-4 W)... Columbus scored four or more goals (not incl. SO goals) 26 times (21-3-2) and five or more on 14 occasions (14-0-0)... **Goals Against:** The Blue Jackets allowed 298 goals in 82 games, averaging 3.63 goals-against per game (31st, NHL)... The team surrendered two goals or fewer in 20 games (15-4-1) and one goal or fewer in four contests (4-0-0).

ON THE POWER PLAY: Columbus converted 32-of-212 power play opportunities (15.1 percent), which ranked 31st in the NHL... The club was 20-of-110 at home (18.2 pct./25th, NHL) and 12-of-102 on the road (11.8 pct./25th, NHL)... Columbus scored a power play goal in 29-of-82 games and was 13-8-8 in those contests... The club scored a power play goal in four of the first seven games of the season (5-for-25; 20.0 pct.)... The Jackets scored a power play goal in a season-high three consecutive games from Dec. 14-19 (3-for-8; 37.5 pct.)... LW **Johnny Gaudreau** led the club in PP assists and points with 1-17-18, while RW **Kirill Marchenko** led the club in PP goals and ranked second in PP points with 9-4-13... D **Zach Werenski** ranked second in PP assists and third in points with 2-10-12, while LW **Dmitri Voronkov** ranked second on the club in PP goals with 6-2-8, leading all NHL rookies in the category.

PENALTY KILLING: The Blue Jackets killed off 180-of-236 opponent power plays (76.3 pct.), ranking 25th-T in the NHL... The club stopped 92-of-114 attempts at home (80.7 pct./15th, NHL) and 88-of-122 attempts on the road (72.1 pct./31st, NHL)... The club led the NHL in penalty kill percentage from Oct. 28-Nov. 29 (95.0 pct.; 38-of-40 in 17 games) and ranked fourth from Feb. 21-Mar. 17 (86.5 pct.; 32-of-37 in 14 games).

SHORTHANDED SCORING: The Blue Jackets scored five shorthanded goals to rank 24th-T in the NHL... Columbus scored four of its five shorthanded goals on the road (11th-T, NHL)... Nine different Blue Jackets registered a shorthanded point with F **Alexandre Texier** (2-0-2) leading the club in shorthanded goals and points (tied) and D **Damon Severson** (0-2-2) leading the club in shorthanded assists and points (tied)... C **Boone Jenner** (1-0-1), RW **Mathieu Olivier** (1-0-1) and C **Jack Roslovic** (1-0-1) each notched one shorthanded goal, while D **Erik Gudbranson**, C **Sean Kuraly**, D **Andrew Peeke** and C **Cole Sillinger** each collected a shorthanded assist... The club allowed six shorthanded goals (9th-T, NHL), including two at home (4th-T, NHL) and four on the road (17th-T, NHL).

DATE	OPPONENT	GOAL SCORER	ASSISTS	GOALIE	PER.	TIME	RESULT
Oct. 20	vs. Calgary	Elias Lindholm	M. Backlund	Spencer Martin	10:47	3rd	3-1, W
Nov. 19	at Philadelphia	Ryan Poehling	G. Hathaway, S. Walker	Spencer Martin	6:41	2nd	2-5, L
Dec. 23	vs. Toronto	William Nylander	A. Matthews, J. McCabe	Daniil Tarasov	11:51	3rd	1-4, L
Jan. 25	at Calgary	Alexandre Texier	S. Kuraly, E. Gudbranson	Jacob Markstrom	6:33	2nd	5-2, W
Jan. 27	at Vancouver	Alexandre Texier	D. Severson	Thatcher Demko	4:30	2nd	4-5, OTL
Feb. 13	at Ottawa	Claude Giroux	P. Kelly	Daniil Tarasov	14:46	1st	3-6, L
Feb. 21	at Anaheim	Boone Jenner	D. Severson	Empty Net	19:27	3rd	7-4, W
Mar. 5	at Pittsburgh	Jack Roslovic	A. Peeke	Tristan Jarry	8:04	3rd	3-5, L
Mar. 26	at Arizona	Nick Schmaltz	K. Vejmelka	Elvis Merzlikins	16:02	3rd	2-6, L
Mar. 26	at Arizona	Dylan Guenther		Elvis Merzlikins	19:49	3rd	2-6, L
Mar. 30	vs. Pittsburgh	Mathieu Olivier	C. Sillinger	Alex Nedeljkovic	7:47	1st	4-3, SOW

IN THE PENALTY BOX: The Blue Jackets accumulated 265 penalties and 670 penalty minutes in 82 games, averaging 8.10 PIM per game (9th, NHL)... The 670 penalty minutes were the eighth-fewest in franchise history and the 8.10 PIM per game was the seventh-lowest average in the club's 23 seasons... Columbus racked up a season-high 39 penalty minutes on Dec. 10 vs. Florida... Columbus was penalized just one time (two PIM) in four games... D **Erik Gudbranson** led the team with 74 PIM, followed by RW **Mathieu Olivier** (70 PIM) and F **Dmitri Voronkov** (52 PIM).

2023-24 SEASON



ATTENDANCE REPORT: Columbus drew 697,667 fans to 41 home games at Nationwide Arena (18,144), averaging 17,016 per game with 15 sellouts... The club posted the highest average attendance at Nationwide Arena since 2003-04 (17,369), while the 15 sellouts were tied for the most (2018-19) since 2003-04 (16)... The highest attended home game of the season was Feb. 23 vs. Buffalo, drawing a crowd of 18,943... The team averaged 17,831 fans per home game with 13 sellouts over the final 24 games from Dec. 21-Apr. 16... CBJ posted 11 sellouts in 13 home games from Dec. 21-Feb. 29, averaging 18,388 fans over that stretch... During seasons with normal capacity (excluding 2020-21 - COVID-19 restrictions), the club has averaged 16,105 fans per game (88.8 pct. of capacity) with 246 sellouts in 878 regular season games.

CBJ VS. EASTERN/WESTERN CONFERENCE: The Blue Jackets posted a 13-29-8 record in games played against Eastern Conference opponents... The club was 7-16-3 within the Metropolitan Division and went 6-13-5 vs. the Atlantic Division... In 700 games all-time vs. the Eastern Conference, Columbus is 324-295-81... The Blue Jackets also posted a 14-14-4 mark vs. Western Conference teams, including a 6-9-1 record vs. Central Division clubs and a 8-5-3 mark vs. the Pacific Division.

MISCELLANEOUS NEWS & NOTES: The Blue Jackets average age to start the campaign was 25.9, tied for the third-youngest team in the NHL (Arizona and New Jersey) and trailing only Buffalo (25.0) and Ottawa (25.7)... The club saw 11 players make their team debuts, including six making their NHL debuts... A season after seeing franchise highs in total players (47) and goaltenders (6) play a game, the club had 42 different players (skaters/goaltenders) and five different goaltenders see action for the club in 2023-24... Columbus played 13 back-to-back sets during the 2023-24 season and posted an overall record of 9-14-3 with a 5-7-1 mark in first games and 4-7-2 in second contests... CBJ blueliners combined for 39-148-187 in the 82 games and led the league in assist (38.1 pct.) and point percentage (30.0 pct.) and ranked 10th-T in points, 11th in assists and 12th in goals by a team's defense... Columbus scored the first goal of the game 45 times, tied for the ninth-most in the NHL and finishing with the fourth-most in a season in franchise history... The Blue Jackets averaged 30.0 shots on goal per game (20th, NHL) and allowed 34.4 shots-against (31st, NHL)... The club averaged 16.82 blocked shots per game (7th, NHL; 1,396 total); 19.02 hits (30th, NHL; 1,578 total); 5.32 giveaways (3rd-fewest, NHL; 442 total); 6.19 takeaways (22nd-T, NHL; 514 total); and won 47.2 percent of its faceoffs taken (27th, NHL).

BLUE JACKETS IN OVERTIME: Columbus went 3-10 in games decided in overtime and 6-10-2 including outings decided in a shootout... The 18 games decided after regulation were tied for the 11th-most in the league... The club was 1-4 at home (3-4-1 including shootouts) and 2-6 on the road (3-6-1 including shootouts)... Six different CBJ players recorded overtime points with LW **Johnny Gaudreau** (1-1-2) and RW **Justin Danforth** (0-2-2) leading the team in overtime scoring, followed by C **Kent Johnson** (1-0-1), C **Jack Roslovic** (1-0-1), D **Damon Severson** (0-1-1) and D **Zach Werenski** (0-1-1) each adding a point.

Overtime Wins - 3

DATE	OPPONENT	GWG	ASSIST(S)	OPP. GOALTENDER	TIME	SCORE
Oct. 21	at Minnesota	Jack Roslovic	J. Gaudreau	Filip Gustavsson	3:07	5-4, OTW
Dec. 14	at Toronto	Kent Johnson	Z. Werenski, J. Danforth	Ilya Samsonov	3:26	6-5, OTW
Dec. 29	vs. Toronto	Johnny Gaudreau	D. Severson, J. Danforth	Ilya Samsonov	2:56	6-5, OTW

Overtime Losses - 10

DATE	OPPONENT	GWG	ASSIST(S)	CBJ GOALTENDER	TIME	SCORE
Oct. 24	vs. Anaheim	Frank Vatrano	B. Groulx	Elvis Merzlikins	2:20	2-3, OTL
Oct. 26	at Montreal	Cole Caufield	N. Suzuki, J. Harris	Elvis Merzlikins	4:17	3-4, OTL
Nov. 6	at Florida	Carter Verhaeghe	A. Lundell, M. Tkachuk	Spencer Martin	1:26	4-5, OTL
Dec. 5	vs. Los Angeles	Drew Doughty	A. Kopitar, A. Kempe	Elvis Merzlikins	0:33	3-4, OTL
Dec. 21	vs. Washington	Alex Ovechkin (PP)	D. Strome, J. Carlson	Elvis Merzlikins	4:07	2-3, OTL
Dec. 27	at New Jersey	Timo Meier		Elvis Merzlikins	2:12	3-4, OTL
Dec. 30	at Buffalo	Jeff Skinner	O. Power, T. Thompson	Daniil Tarasov	1:20	2-3, OTL
Jan. 6	vs. Minnesota	Marco Rossi	M. Boldy, B. Faber	Daniil Tarasov	3:05	3-4, OTL
Jan. 27	at Vancouver	Elias Pettersson	B. Boeser, Q. Hughes	Elvis Merzlikins	4:01	4-5, OTL
Mar. 19	at Detroit	Patrick Kane	A. DeBrincat, M. Seider	Daniil Tarasov	0:48	3-4, OTL



SEASON NOTES

SHOOTOUT REPORT

Columbus went 3-2 in 2023-24, converting 5-of-17 attempts (29.4 pct./16th in NHL) and stopping 14-of-18 (77.8 pct./7th in NHL)... The club played three shootouts at home, converting 4-of-12 attempts (33.3 pct./12th-T in NHL) and stopping 9-of-12 attempts (75.0 pct./15th-T in NHL)... CBJ played two shootouts on the road, converting 1-of-5 attempts (20.0 pct./19th-T in NHL) and stopping 5-of-6 attempts (83.3 pct./5th-T in NHL).

(Bold indicates goal; Underline indicates deciding goal)

DATE	OPPONENT	CBJ SHOOTERS	OPP SHOOTERS	CBJ GOALIE	OPP GOALIE	RESULT
Nov. 12, 2023	at NY Rangers	13, 29, 42	10, 93, 13	Elvis Merzlikins	Jonathan Quick	3-4, SOL
Jan. 4, 2024	at Philadelphia	13 , 91	14, 10, 71	Daniil Tarasov	Samuel Ersson	3-2, SOW
Jan. 15, 2024	vs. Vancouver	13, 59, 91, 86	96, 9, 40, 24	Elvis Merzlikins	Casey DeSmith	4-3, SOW
Mar. 14, 2024	vs. Ottawa	13, 42 , 86	18 , 19, 28	Anton Forsberg	Elvis Merzlikins	2-3, SOL
Mar. 30, 2024	vs. Pittsburgh	13, 42 , 86, 92, 78	67, 87 , 17, 58, 71	Elvis Merzlikins	Alex Nedeljkovic	4-3, SOW

NO.	PLAYER	RD. 1	RD. 2	RD. 3	RD. 4	RD. 5	RD. 6	RD. 7	RD. 8	RD. 9	TOTAL	S PCT.	GWG
78	Damon Severson					1-1					1-1	1.000	1
42	Alexandre Texier		2-2	0-1							2-3	.667	
86	Kirill Marchenko			0-2	1-1						1-3	.333	1
13	Johnny Gaudreau	1-5									1-5	.200	1
29	Patrik Laine		0-1								0-1	.000	
59	Yegor Chinakhov		0-1								0-1	.000	
91	Kent Johnson		0-1	0-1							0-2	.000	
92	Alex Nylander				0-1						0-1	.000	

NO.	GOALTENDER	RD. 1	RD. 2	RD. 3	RD. 4	RD. 5	RD. 6	RD. 7	RD. 8	RD. 9	TOTAL	SV PCT.	REC
40	Daniil Tarasov	1-1	1-1	1-1							3-3	1.000	1-0
90	Elvis Merzlikins	3-4	3-4	2-3	2-2	1-1					11-15	.733	2-2

CBJ RECORD WHEN...

2023-24 SEASON

BLUE JACKETS CAREER

PLAYER	GOAL	ASSIST	POINT	MULTI-POINT	GOAL	ASSIST	POINT	MULTI-POINT
Jake Bean	1-1-2	5-2-2	6-3-4	0-0-0	5-2-3	13-11-3	17-13-6	3-3-1
Nick Blankenburg	1-0-0	0-0-0	1-0-0	0-0-0	4-2-0	8-1-1	10-3-1	4-0-0
Adam Boqvist	0-1-0	3-1-3	3-2-3	1-0-1	7-6-1	15-15-5	20-18-6	6-3-1
Yegor Chinakhov	7-5-2	8-1-2	11-6-4	6-1-0	15-7-2	17-4-3	27-11-5	12-1-0
Jake Christiansen	0-0-0	1-1-0	1-1-0	0-0-0	1-0-0	2-3-1	3-3-1	0-0-0
Justin Danforth	6-2-2	9-2-3	13-4-5	2-1-0	13-5-3	10-6-3	21-11-6	2-1-0
Luca Del Bel Belluz *	1-0-0	0-0-0	1-0-0	0-0-0	1-0-0	0-0-0	1-0-0	0-0-0
Adam Fantilli *	6-2-3	5-7-3	9-8-5	2-1-1	6-2-3	5-7-3	9-8-5	2-1-1
Trey Fix-Wolansky	0-1-0	0-1-0	0-2-0	0-1-0	1-1-1	1-1-0	2-2-1	0-1-0
Johnny Gaudreau	8-3-1	17-12-6	21-14-6	10-3-2	17-11-3	35-28-9	41-37-10	24-7-4
Brendan Gaunce	1-1-0	1-0-1	2-1-1	0-0-0	5-1-1	3-0-1	7-1-2	1-0-0
Erik Gudbranson	5-1-0	7-5-3	12-6-3	3-0-2	6-1-0	11-10-5	17-11-5	4-0-2
Boone Jenner	9-6-2	4-6-0	11-11-2	5-2-0	114-45-12	93-41-15	171-80-26	61-12-2
David Jiricek *	1-0-0	4-2-2	5-2-2	1-0-0	1-0-0	4-2-2	5-2-2	1-0-0
Kent Johnson	4-1-0	4-5-0	6-6-0	2-1-0	13-8-0	17-13-2	26-20-2	7-2-1
Sean Kuraly	3-2-3	6-3-0	8-5-3	2-0-0	15-11-4	20-9-3	32-20-7	6-1-1
Patrik Laine	3-3-0	2-1-0	5-4-0	0-0-0	27-16-8	29-21-8	46-33-13	23-10-5
James Malatesta *	1-1-0	1-1-0	2-1-0	0-1-0	1-1-0	1-1-0	2-1-0	0-1-0
Kirill Marchenko	9-7-4	7-10-1	12-15-5	5-4-0	16-16-5	9-12-1	19-25-6	9-6-0
Elvis Merzlikins	0-0-0	0-0-0	0-0-0	0-0-0	0-0-0	3-1-0	3-1-0	0-0-0
Carson Meyer	0-1-0	1-0-0	1-1-0	0-0-0	1-1-0	2-1-1	2-2-1	1-0-0
Alex Nylander	5-1-1	4-1-0	7-1-1	3-1-0	5-1-1	4-1-0	7-1-1	3-1-0
Mathieu Olivier	3-1-1	2-4-0	5-5-1	1-0-0	5-3-2	8-6-1	12-9-3	2-0-0
Ivan Provorov	2-2-0	14-7-3	16-9-3	3-1-0	2-2-0	14-7-3	16-9-3	3-1-0
Mikael Pyyhtia *	0-0-0	2-0-0	2-0-0	0-0-0	0-0-0	3-0-0	3-0-0	0-0-0
Damon Severson	3-3-1	8-7-2	10-10-3	4-1-0	3-3-1	8-7-2	10-10-3	4-1-0
Cole Sillinger	5-4-2	12-5-2	15-8-4	2-1-1	18-6-3	26-12-4	38-17-7	7-1-1
Daniil Tarasov *	0-0-0	0-0-0	0-0-0	0-0-0	0-0-0	1-0-0	1-0-0	0-0-0
Alexandre Texier	3-6-3	7-4-4	10-10-5	3-0-2	14-12-7	21-16-4	33-26-9	5-3-3
Dmitri Voronkov *	10-7-0	5-6-4	14-13-4	3-0-0	10-7-0	5-6-4	14-13-4	3-0-0
Zach Werenski	6-1-1	15-17-5	17-17-5	10-1-1	51-21-10	108-57-11	141-72-19	46-9-2

* Rookie

+ Traded

2023-24 SEASON



BLUE JACKETS MULTI-POINT GAMES

PLAYER	Goals			Assists				Points			
	2	3+	TOTAL	2	3	4+	TOTAL	2	3	4+	TOTAL
Emil Bemstrom +	1	0	1	0	0	0	0	2	0	0	2
Adam Boqvist	0	0	0	2	0	0	2	2	0	0	2
Yegor Chinakhov	2	0	2	2	0	0	2	6	1	0	7
Justin Danforth	0	0	0	0	1	0	1	2	1	0	3
Adam Fantilli *	1	0	1	0	0	0	0	3	1	0	4
Trey Fix-Wolansky	1	0	1	0	0	0	0	1	0	0	1
Johnny Gaudreau	0	0	0	13	0	0	13	11	4	0	15
Erik Gudbranson	0	0	0	5	0	0	5	5	0	0	5
Boone Jenner	2	1	3	2	0	0	2	5	3	0	8
David Jiricek *	0	0	0	1	0	0	1	1	0	0	1
Kent Johnson	1	0	1	1	0	0	1	2	1	0	3
Sean Kuraly	1	0	1	0	0	0	0	2	0	0	2
James Malatesta *	0	0	0	0	0	0	0	1	0	0	1
Kirill Marchenko	1	1	2	1	0	0	1	8	1	0	9
Alex Nylander	2	1	3	0	0	0	0	2	2	0	4
Mathieu Olivier	0	0	0	1	0	0	1	1	0	0	1
Andrew Peeke +	0	0	0	1	0	0	1	2	0	0	2
Ivan Provorov	1	0	1	3	0	0	3	4	0	0	4
Jack Roslovic +	0	0	0	3	0	0	3	4	1	0	5
Damon Severson	2	0	2	2	0	0	2	5	0	0	5
Cole Sillinger	0	1	1	0	0	0	0	3	1	0	4
Alexandre Texier	0	0	0	3	0	0	3	5	0	0	5
Dmitri Voronkov *	1	0	1	1	0	0	1	3	0	0	3
Zach Werenski	3	0	3	6	0	1	7	8	2	2	12
TOTALS	19	4	23	47	1	1	49	88	18	2	108

BLUE JACKETS "THREE STARS OF THE GAME" AWARD (1st Star-5 pts.; 2nd Star-3 pts.; 3rd Star-1 pt.)

PLAYER	1ST STAR	2ND STAR	3RD STAR	# OF STARS	PTS.
Elvis Merzlikins	4	3	2	9	31
Zach Werenski	5		4	9	29
Daniil Tarasov *	4	2		6	26
Boone Jenner	3	3	1	7	25
Johnny Gaudreau	2	4	2	8	24
Yegor Chinakhov	2	2	4	8	20
Alex Nylander	1	3		4	14
Spencer Martin +	2	1		3	13
Kirill Marchenko	1	1	4	6	12
Jack Roslovic +	2		2	4	12
Damon Severson		3	2	5	11
Adam Fantilli *		3	1	4	10
Dmitri Voronkov *	1	1	2	4	10
Cole Sillinger	1		4	5	9
Jet Greaves *		2	1	3	7
Kent Johnson	1			1	5
Justin Danforth		1	1	2	4
Erik Gudbranson		1	1	2	4
Alexandre Texier		1	1	2	4
Luca Del Bel Belluz *		1		1	3
Mathieu Olivier		1		1	3
Ivan Provorov		1		1	3
David Jiricek *			1	1	1
Sean Kuraly			1	1	1
Patrik Laine			1	1	1
Eric Robinson +			1	1	1

* Rookie
+ Traded

PLAYER NOTES

WERENSKI CONTINUES ASSAULT ON CLUB RECORD BOOK: D **Zach Werenski** set single-season career highs in assists and points and led the club in TOI and ranked second in assists and points with 11-46-57 and 24:27 TOI in 70 games... Finished 13th among NHL blueliners in assists-per-game (.63)... Reached the 40-assist and 50-point marks for the first time in his career and set a new franchise record for most assists by a blueliner in a single season, surpassing James Wisniewski (44 - 2013-14)... Tied the franchise record for most points by a defenseman in a single season (Seth Jones, 16-41-57 - 2016-17)... Collected his 205th career assist at Vegas on Mar. 23rd to move into sole possession of second place on the club's career assist list (Rick Nash, 258)... Set a new franchise record for blueliners with his fifth career multi-goal game with two goals at Anaheim on Feb. 21 (Jones, 4)... Notched his 30th career multi-assist game with 2-2-4 in the Jackets' season finale on Apr. 16 vs. Carolina, which is the most by a CBJ defenseman... Collected his 300th career NHL point in the season finale on Apr. 16 vs. Carolina (1st goal) to become the sixth player in Blue Jackets history to hit that mark with the club, joining Rick Nash (547), Cam Atkinson (402), Boone Jenner (364), Nick Foligno (334) and David Vyborny (317)... Owns CBJ career records for goals, assists and points by a defenseman with 90-212-302 in 486 games since making his NHL debut in 2016-17.

GAUDREAU LEADS THE WAY: LW **Johnny Gaudreau** posted 12-48-60 with 160 shots on goal, 13 multi-assist and 15 multi-point efforts in 81 games in his second season with the club, leading the Blue Jackets in assists, points, multi-assist and multi-point outings... Skated in his 700th career NHL game on Nov. 18 at Washington... Recorded his 700th career NHL point (assist) on Dec. 16 vs. New Jersey to become the second-fastest active U.S.-born player to 700 points (714 GP), behind Patrick Kane (696 GP) and is one of eight players overall born in the U.S. to reach the milestone in fewer than 720 games... Collected his 500th career assist on Apr. 9 at Tampa Bay... Finished 17th-T in the NHL in primary assists with 35 and ranks fourth in that category since 2014-15 with 321... Recorded 11-43-54 with 14 multi-point outings in his last 64 contests... Registered a six-game assists streak (0-8-8) from Jan. 27-Feb. 17, which is tied for the second-longest streak in CBJ history (8 - R.J. Umberger from Nov. 10-26, 2010) and two shy of his career long (8, Feb. 15-29, 2016 with CGY).

JENNER BECOMES FRANCHISE LEADER IN GAMES PLAYED, MAKES ALL-STAR GAME DEBUT: C **Boone Jenner** ranked second on the team in goals and fourth in points with 22-13-35 in 58 outings despite missing 24 games, including 15 from Dec. 10-Jan. 15 due to a fractured jaw... Notched his third consecutive – and fourth career – 20-goal campaign, becoming the fourth player in franchise history to record four or more 20-goal seasons (Rick Nash-8, Cam Atkinson-6, R.J. Umberger-4)... Played in his 675th career game on Nov. 18 at Washington, surpassing LW Rick Nash (674) and becoming the franchise's all-time leader in games played... Scored a pair of goals in his All-Star Game debut at Toronto on Feb. 3... Posted his second career hat trick - and first natural hat trick - on Oct. 14 vs. the Rangers (3-0-3)... Skated in his 700th career game at Madison Square Garden on Feb. 28... Has served in a leadership role with CBJ since 2015, first as an alternate captain (2015-21) prior to being named as the team's captain before the 2021-22 season... Ranks third on the club's all-time lists in goals and points with 192-172-364 in 715 contests.

KIRILL THE THRILL: RW **Kirill Marchenko** set single-season career highs and led the team in goals and ranked third in points with 23-19-42 in 78 outings after notching 21-4-25 in 59 outings as a rookie in 2022-23... Became just the second Jacket (Pierre-Luc Dubois) to record back-to-back 20-goal seasons to begin his NHL career... Posted 35-14-49 in his first 100 contests with the club, tying Rick Nash for the most goals through the first 100 games of an NHL career in CBJ history... Scored his second career hat trick with three consecutive goals on Dec. 19 at Buffalo in a span of 8:07 to record the second fastest hat trick in franchise history (Jeff Carter, 3:18 on Dec. 22, 2011 at Nashville).

ROOKIE REPORT: CBJ's rookies totaled 34-44-78 this season, leading the league among team rookie classes in goals (tied) and ranking fifth in points and seventh in assists... The club was one of three teams (Anaheim and Minnesota) to have two rookies record at least 26 points (Voronkov-34, Fantilli-27)... C **Adam Fantilli**, the third overall pick in the 2023 NHL Draft, finished his rookie campaign with 12-15-27, 16 penalty minutes and 115 shots on goal in 49 games... Missed the final 33 games of the season due to a calf laceration suffered on Jan. 28 at Seattle... Ranked third-T among NHL rookies in goals, fourth in points and sixth-T in assists at the time of the injury... Set a club rookie record for goals and points in the month of December with 7-6-13 in 13 contests... Collected an assist in his NHL debut on Oct. 12 vs. Philadelphia and notched his first career goal on Oct. 21 at Minnesota... LW **Dmitri Voronkov** led all NHL rookies in power play goals and ranked fifth in goals and eighth-T in points with 18-16-34 and six power play goals in 75 contests... Posted the third-most goals and power play goals (tied) by a rookie in club history... Recorded an assist in his NHL debut on Oct. 26 at Minnesota and notched his first career goal on Oct. 30 at Dallas.

MISCELLANEOUS PLAYER NEWS & NOTES: G **Daniil Tarasov** went 8-11-3 with a 3.18 GAA and .908 SV% in 24 outings... Finished the campaign with a .900 or better save percentage in 11 of his final 13 appearances and led the league in SV% and ranked eighth-T in GAA (min. 12 GP) from Feb. 21 until the end of the season with a 5-5-1 record, 2.51 GAA and .933 SV% in 13 games... W **Alex Nylander** notched 11-4-15 and six penalty minutes in 23 contests after being acquired in a trade from Pittsburgh on Feb. 22... Set a single-season career high in goals (10 in 65 GP with Chicago in 2019-20)... Became the first player in franchise history and the first player in the NHL since Vancouver's Elias Pettersson (10 G in 11 GP in 2018-19) to record at least eight goals in his first 11 games with a team (8-3-11)... Notched his first career hat trick on Mar. 4 vs. Vegas and recorded two other multi-goal outings (Mar. 16 vs. SJS and Apr. 1 vs. COL)... C **Cole Sillinger** set career highs in assists, points, penalty minutes, shots on goal and TOI with 13-19-32, 46 PIM and 157 shots on goal, while averaging 16:07 of ice time in 77 contests after being held to 3-8-11 in 64 games in 2022-23... C **Alexandre Texier**, who spent the 2022-23 season with ZSC in Switzerland, returned to the Blue Jackets in 2023-24 and set NHL single-season career highs with 12-18-30 in 78 appearances... D **Ivan Provorov** collected 5-27-32, 20 penalty minutes and 155 blocked shots, while averaging 22:10 TOI in 82 contests... Set a single-season career high in assists, while his 32 points was the third-highest total of his eight-year career... Finished second on the club in blocked shots and TOI as well as third in assists... Was the lone Blue Jacket to play in all 82 games, which marked the seventh season in which he did not miss a game (he's appeared in 614 of a possible 617 games since making his NHL debut in 2016)... D **Erik Gudbranson** set single-season career highs in goals (tied), assists, points and blocked shots with 6-20-26, 74 penalty minutes, 92 hits and 170 blocked shots, while averaging 19:40 TOI in 78 outings in 2023-24... Led the club in blocked shots and penalty minutes... The club saw 11 players make their team debuts in 2023-24, including six who made their NHL debuts: Gavin Brindley (NHL), Cameron Butler (NHL), Luca Del Bel Belluz (NHL), Adam Fantilli (NHL), James Malatesta (NHL), Spencer Martin, Alex Nylander, Ivan Provorov, Damon Severson, Malcolm Subban, Dmitri Voronkov (NHL).

FINAL STATISTICS



NO.	PLAYER	POS	GP	G	A	P	+/-	PIM	PP	SH	GW	OT	S	S%	TOI/G	SH/G	FO%
13	Johnny Gaudreau	L	81	12	48	60	-27	22	1	0	3	1	160	7.5	18:49	20.7	0.0
8	Zach Werenski	D	70	11	46	57	0	22	2	0	0	0	202	5.5	24:27	25.0	--
86	Kirill Marchenko	R	78	23	19	42	-5	14	9	0	1	0	193	11.9	16:25	19.4	32.9
38	Boone Jenner	C	58	22	13	35	-8	28	5	1	1	0	155	14.2	20:06	23.4	54.3
10	Dmitri Voronkov *	L	75	18	16	34	-6	52	6	0	2	0	142	12.7	13:27	18.4	42.2
4	Cole Sillinger	C	77	13	19	32	-4	46	1	0	1	0	157	8.3	16:07	20.8	46.3
9	Ivan Provorov	D	82	5	27	32	-11	20	0	0	0	0	107	4.7	22:10	24.0	--
42	Alexandre Texier	C	78	12	18	30	-5	38	0	2	1	0	109	11.0	15:11	19.3	31.6
59	Yegor Chinakhov	R	53	16	13	29	-3	6	1	0	3	0	110	14.6	15:10	19.3	7.1
78	Damon Severson	D	67	9	19	28	-10	51	0	0	1	0	88	10.2	21:09	23.6	--
11	Adam Fantilli *	C	49	12	15	27	-21	16	1	0	1	0	115	10.4	15:43	18.3	43.6
17	Justin Danforth	R	71	10	16	26	-10	26	0	0	1	0	86	11.6	14:16	18.1	48.5
44	Erik Gudbranson	D	78	6	20	26	-14	74	0	0	1	0	91	6.6	19:40	22.3	--
96	Jack Roslovic +	C	40	6	17	23	-9	14	0	1	2	1	86	7.0	16:33	20.6	41.9
7	Sean Kuraly	C	62	9	9	18	-5	40	0	0	0	0	92	9.8	13:44	18.0	48.1
91	Kent Johnson	C	42	6	10	16	-2	10	0	0	1	1	62	9.7	13:33	17.1	40.0
92	Alex Nylander	L	23	11	4	15	-1	6	2	0	2	0	62	17.7	16:46	19.1	37.5
22	Jake Bean	D	72	4	9	13	-10	32	0	0	0	0	76	5.3	16:20	19.3	--
24	Mathieu Olivier	R	54	5	7	12	-4	70	0	1	1	0	55	9.1	11:17	14.7	25.0
52	Emil Bemstrom +	C	32	5	6	11	-5	10	3	0	0	0	49	10.2	12:55	16.4	46.2
27	Adam Boqvist	D	35	1	9	10	-8	0	0	0	0	0	45	2.2	18:17	20.6	--
55	David Jiricek *	D	43	1	9	10	-4	22	0	0	1	0	38	2.6	14:36	18.0	--
29	Patrik Laine	L	18	6	3	9	-10	6	1	0	0	0	41	14.6	15:13	17.2	38.0
2	Andrew Peeke +	D	23	1	7	8	-2	6	0	0	0	0	24	4.2	15:37	18.7	--
16	Brendan Gaunce	C	24	2	2	4	-7	6	0	0	0	0	24	8.3	11:45	15.3	53.9
67	James Malatesta *	L	11	2	2	4	-1	5	0	0	0	0	12	16.7	10:13	12.4	0.0
64	Trey Fix-Wolansky	R	11	2	1	3	0	2	0	0	0	0	17	11.8	10:59	14.7	0.0
72	Carson Meyer	R	14	1	1	2	-2	2	0	0	0	0	10	10.0	9:07	11.3	--
23	Jake Christiansen	D	12	0	2	2	-5	2	0	0	0	0	7	0.0	13:13	15.0	--
82	Mikael Pyyhtia *	L	17	0	2	2	-5	0	0	0	0	0	22	0.0	13:09	16.8	25.0
50	Eric Robinson +	L	7	1	0	1	-3	0	0	0	1	0	9	11.1	13:15	19.0	--
65	Luca Del Bel Belluz *	C	1	1	0	1	1	0	0	0	0	0	2	50.0	9:35	14.0	40.0
77	Nick Blankenburg	D	12	1	0	1	1	4	0	0	0	0	10	10.0	16:13	20.6	--
19	Liam Foudy +	C	1	0	0	0	0	0	0	0	0	0	0	--	7:56	12.0	--
39	Tyler Angle *	C	2	0	0	0	-1	0	0	0	0	0	0	--	8:20	12.0	33.3
37	Cameron Butler *	R	1	0	0	0	0	0	0	0	0	0	0	--	0:54	1.0	--
45	Gavin Brindley *	C	1	0	0	0	0	0	0	0	0	0	0	--	12:20	14.0	--

NO.	GOALTENDER	GP	MIN	W	L	OT	SO	SA	SV	SV%	GA	GAA	G	A	PIM
90	Elvis Merzlikins	41	2,258:40	13	17	8	1	1,266	1,136	.897	130	3.45	0	0	4
40	Daniil Tarasov *	24	1,376:28	8	11	3	0	796	723	.908	73	3.18	0	0	0
73	Jet Greaves *	9	515:52	3	6	0	0	327	297	.908	30	3.49	0	0	0
40	Spencer Martin +	13	707:13	3	8	1	0	379	336	.887	43	3.65	0	0	0
32	Malcolm Subban	1	60:00	0	1	0	0	35	32	.914	3	3.00	0	0	0

+ Traded or Claimed Player
* Rookie



SCORING | GOALTENDING BREAKDOWN

PLAYER	EVEN STRENGTH			POWER PLAY			SHORTHANDED			HOME					ROAD				
	G	A	PTS	G	A	PTS	G	A	PTS	GP	G	A	PTS	+/-	GP	G	A	PTS	+/-
Tyler Angle *	0	0	0	0	0	0	0	0	0	0	0	0	0	0	2	0	0	0	-1
Jake Bean	4	9	13	0	0	0	0	0	0	36	1	6	7	-12	36	3	3	6	2
Emil Bemstrom +	2	6	8	3	0	3	0	0	0	17	2	4	6	-4	15	3	2	5	-1
Nick Blankenburg	1	0	1	0	0	0	0	0	0	5	1	0	1	0	7	0	0	0	1
Adam Boqvist	1	5	6	0	4	4	0	0	0	18	0	8	8	-1	17	1	1	2	-7
Gavin Brindley *	0	0	0	0	0	0	0	0	0	1	0	0	0	0	0	0	0	0	0
Cameron Butler *	0	0	0	0	0	0	0	0	0	1	0	0	0	0	0	0	0	0	0
Yegor Chinakhov	15	12	27	1	1	2	0	0	0	26	10	5	15	-1	27	6	8	14	-2
Jake Christiansen	0	2	2	0	0	0	0	0	0	5	0	1	1	0	7	0	1	1	-5
Justin Danforth	10	16	26	0	0	0	0	0	0	36	5	8	13	-1	35	5	8	13	-9
Luca Del Bel Belluz *	1	0	1	0	0	0	0	0	0	1	1	0	1	1	0	0	0	0	0
Adam Fantilli *	11	13	24	1	2	3	0	0	0	26	4	9	13	-9	23	8	6	14	-12
Trey Fix-Wolansky	2	1	3	0	0	0	0	0	0	6	0	0	0	-3	5	2	1	3	3
Liam Foudy +	0	0	0	0	0	0	0	0	0	1	0	0	0	0	0	0	0	0	0
Johnny Gaudreau	11	31	42	1	17	18	0	0	0	40	5	29	34	-8	41	7	19	26	-19
Brendan Gaunce	2	2	4	0	0	0	0	0	0	12	2	0	2	-3	12	0	2	2	-4
Erik Gudbranson	6	19	25	0	0	0	0	1	1	39	4	8	12	-2	39	2	12	14	-12
Boone Jenner	16	10	26	5	3	8	1	0	1	27	12	7	19	-1	31	10	6	16	-7
David Jiricek *	1	9	10	0	0	0	0	0	0	24	1	4	5	-4	19	0	5	5	0
Kent Johnson	6	10	16	0	0	0	0	0	0	22	2	3	5	-5	20	4	7	11	3
Sean Kuraly	9	8	17	0	0	0	0	1	1	30	1	5	6	-6	32	8	4	12	1
Patrik Laine	5	2	7	1	1	2	0	0	0	11	4	3	7	-10	7	2	0	2	0
James Malatesta *	2	2	4	0	0	0	0	0	0	5	1	1	2	1	6	1	1	2	-2
Kirill Marchenko	14	15	29	9	4	13	0	0	0	40	13	15	28	4	38	10	4	14	-9
Carson Meyer	1	1	2	0	0	0	0	0	0	7	0	1	1	0	7	1	0	1	-2
Alex Nylander	9	4	13	2	0	2	0	0	0	13	11	3	14	6	10	0	1	1	-7
Mathieu Olivier	4	7	11	0	0	0	1	0	1	25	3	3	6	1	29	2	4	6	-5
Andrew Peeke +	1	6	7	0	0	0	0	1	1	13	0	3	3	-1	10	1	4	5	-1
Ivan Provorov	5	20	25	0	7	7	0	0	0	41	4	16	20	6	41	1	11	12	-17
Mikael Pyyhtia *	0	2	2	0	0	0	0	0	0	8	0	2	2	-2	9	0	0	0	-3
Eric Robinson +	1	0	1	0	0	0	0	0	0	5	0	0	0	-3	2	1	0	1	0
Jack Roslovic +	5	14	19	0	3	3	1	0	1	19	2	6	8	-3	21	4	11	15	-6
Damon Severson	9	14	23	0	3	3	0	2	2	32	4	6	10	1	35	5	13	18	-11
Cole Sillinger	12	18	30	1	0	1	0	1	1	38	9	9	18	0	39	4	10	14	-4
Alexandre Texier	10	16	26	0	2	2	2	0	2	39	4	8	12	-6	39	8	10	18	1
Dmitri Voronkov *	12	14	26	6	2	8	0	0	0	35	11	12	23	4	40	7	4	11	-10
Zach Werenski	9	36	45	2	10	12	0	0	0	33	6	22	28	1	37	5	24	29	-1

GOALTENDER	HOME				ROAD				TOTAL			
	GP	REC	GAA	SV%	GP	REC	GAA	SV%	GP	REC	GAA	SV%
Jet Greaves *	5	3-2-0	2.37	.939	4	0-4-0	4.79	.870	9	3-6-0	3.49	.908
Spencer Martin +	8	3-4-0	3.16	.902	5	0-4-1	4.35	.864	13	3-8-1	3.65	.887
Elvis Merzlikins	19	7-7-4	3.02	.911	22	6-10-4	3.85	.884	41	13-17-8	3.45	.897
Malcolm Subban	0	0-0-0	0.00	.000	1	0-1-0	3.00	.914	1	0-1-0	3.00	.914
Daniil Tarasov *	12	4-6-1	3.24	.914	12	4-5-2	3.13	.902	24	8-11-3	3.18	.908

+ Traded or Claimed Player
* Rookie



GAMES PLAYED

1. Ivan Provorov	82
2. Johnny Gaudreau	81
3. Kirill Marchenko	78
Alexandre Texier	78
Erik Gudbranson	78

GOALS

1. Kirill Marchenko	23
2. Boone Jenner	22
3. Dmitri Voronkov *	18
4. Yegor Chinakhov	16
5. Cole Sillinger	13

ASSISTS

1. Johnny Gaudreau	48
2. Zach Werenski	46
3. Ivan Provorov	27
4. Erik Gudbranson	20
5. Cole Sillinger	19
Kirill Marchenko	19
Damon Severson	19

POINTS

1. Johnny Gaudreau	60
2. Zach Werenski	57
3. Kirill Marchenko	42
4. Boone Jenner	35
5. Dmitri Voronkov *	34

PLUS/MINUS RATING

(min. 20 games)

1. Zach Werenski	0
2. Alex Nylander #	-1
3. Kent Johnson	-2
Andrew Peeke +	-2
5. Yegor Chinakhov	-3

PENALTY MINUTES

1. Erik Gudbranson	74
2. Mathieu Olivier	70
3. Dmitri Voronkov *	52
4. Damon Severson	51
5. Cole Sillinger	46

POWER PLAY GOALS

1. Kirill Marchenko	9
2. Dmitri Voronkov *	6
3. Boone Jenner	5
4. Emil Bemstrom +	3
5. Alex Nylander #	2
Zach Werenski	2

SHORTHANDED GOALS

1. Alexandre Texier	2
2. Boone Jenner	1
Mathieu Olivier	1
Jack Roslovic +	1

GAME-WINNING GOALS

1. Yegor Chinakhov	3
Johnny Gaudreau	3
3. Dmitri Voronkov *	2
Alex Nylander #	2
Jack Roslovic +	2

OVERTIME GOALS

1. Johnny Gaudreau	1
Kent Johnson	1
Jack Roslovic +	1

SHOTS ON GOAL

1. Zach Werenski	202
2. Kirill Marchenko	193
3. Johnny Gaudreau	160
4. Cole Sillinger	157
5. Boone Jenner	155

SHOOTING PERCENTAGE

(min. 60 shots)

1. Alex Nylander #	17.7
2. Yegor Chinakhov	14.6
3. Boone Jenner	14.2
4. Dmitri Voronkov *	12.7
5. Kirill Marchenko	11.9

FACEOFF WINNING PERCENTAGE

(min. 100 attempts)

1. Boone Jenner	54.3
2. Brendan Gaunce	53.9
3. Justin Danforth	48.5
4. Sean Kuraly	48.1
5. Cole Sillinger	46.3

DEFENSEMAN GOALS

1. Zach Werenski	11
2. Damon Severson	9
3. Erik Gudbranson	6
4. Ivan Provorov	5
5. Jake Bean	4

DEFENSEMAN ASSISTS

1. Zach Werenski	46
2. Ivan Provorov	27
3. Erik Gudbranson	20
4. Damon Severson	19
5. David Jiricek *	9
Adam Boqvist	9
Jake Bean	9

DEFENSEMAN POINTS

1. Zach Werenski	57
2. Ivan Provorov	32
3. Damon Severson	28
4. Erik Gudbranson	26
5. Jake Bean	13

ICE TIME - ALL PLAYERS

1. Zach Werenski	24:27
2. Ivan Provorov	22:10
3. Damon Severson	21:09
4. Boone Jenner	20:06
5. Erik Gudbranson	19:40

ICE TIME - FORWARDS

1. Boone Jenner	20:06
2. Johnny Gaudreau	18:49
3. Alex Nylander #	16:46
4. Jack Roslovic +	16:33
5. Kirill Marchenko	16:25

MULTI-GOAL GAMES

1. Boone Jenner	3
Alex Nylander #	3
Zach Werenski	3
4. Yegor Chinakhov	2
Kirill Marchenko	2
Damon Severson	2

MULTI-ASSIST GAMES

1. Johnny Gaudreau	13
2. Zach Werenski	7
3. Erik Gudbranson	5
4. Ivan Provorov	3
Jack Roslovic +	3
Alexandre Texier	3

MULTI-POINT GAMES

1. Johnny Gaudreau	15
2. Zach Werenski	12
3. Kirill Marchenko	9
4. Boone Jenner	8
5. Yegor Chinakhov	7

GOALTENDER WINS

1. Elvis Merzlikins	13
2. Daniil Tarasov *	8
3. Jet Greaves *	3
Spencer Martin +	3

GOALTENDER GAA

(min. 5 games)

1. Daniil Tarasov *	3.18
2. Elvis Merzlikins	3.45
3. Jet Greaves *	3.49
4. Spencer Martin +	3.65

GOALTENDER SV%

(min. 5 games)

1. Daniil Tarasov *	.908
Jet Greaves *	.908
3. Elvis Merzlikins	.897
4. Spencer Martin +	.887

GOALTENDER SHUTOUTS

1. Elvis Merzlikins	1
---------------------	---

GOALTENDER ASSISTS

N/A

GOALTENDER PENALTY MINUTES

1. Elvis Merzlikins	4
---------------------	---

Split between PIT & CBJ

* Rookie

+ Traded / Claimed Off Waivers



TIME ON ICE | FACEOFF REPORTS

TIME ON ICE

PLAYER	GP	Total		Even Strength		Power Play		Shorthanded		Shifts		
		TOI	TOI/G	TOI	TOI/G	TOI	TOI/G	TOI	TOI/G	SHIFTS	TOI/S	SFT/G
Ivan Provorov	82	1,817:19	22:10	1,463:16	17:51	123:48	1:31	230:15	2:48	1,969	0:55	24
Zach Werenski	70	1,711:36	24:27	1,427:58	20:24	190:46	2:44	92:52	1:20	1,748	0:59	25
Erik Gudbranson	78	1,533:29	19:40	1,298:41	16:39	3:06	0:02	231:42	2:58	1,738	0:53	22.3
Johnny Gaudreau	81	1,523:51	18:49	1,286:36	15:53	237:07	2:56	0:08	0:00	1,675	0:55	20.7
Damon Severson	67	1,416:53	21:09	1,256:29	18:45	75:21	1:07	85:03	1:16	1,580	0:54	23.6
Kirill Marchenko	78	1,280:17	16:25	1,083:14	13:53	190:57	2:27	6:06	0:05	1,514	0:51	19.4
Cole Sillinger	77	1,241:12	16:07	1,024:22	13:18	60:59	0:48	155:51	2:01	1,602	0:46	20.8
Alexandre Texier	78	1,184:06	15:11	1,015:47	13:01	30:35	0:24	137:44	1:46	1,509	0:47	19.3
Jake Bean	72	1,175:33	16:20	1,094:06	15:12	3:17	0:03	78:10	1:05	1,393	0:51	19.3
Boone Jenner	58	1,165:34	20:06	906:44	15:38	159:20	2:45	99:30	1:43	1,356	0:52	23.4
Justin Danforth	71	1,013:26	14:16	893:07	12:35	34:30	0:29	85:49	1:13	1,286	0:47	18.1
Dmitri Voronkov *	75	1,009:16	13:27	860:18	11:28	148:20	1:59	0:38	0:01	1,379	0:44	18.4
Sean Kuraly	62	851:35	13:44	722:45	11:39	3:17	0:03	125:33	2:02	1,114	0:46	18
Yegor Chinakhov	53	803:53	15:10	685:43	12:56	99:56	1:53	18:14	0:21	1,021	0:47	19.3
Adam Fantilli *	49	769:48	15:43	657:29	13:25	111:18	2:16	1:01	0:01	897	0:51	18.3
Jack Roslovic +	40	662:05	16:33	578:38	14:28	35:00	0:53	48:27	1:13	825	0:48	20.6
Adam Boqvist	35	639:55	18:17	564:57	16:08	72:41	2:05	2:17	0:04	720	0:53	20.6
David Jiricek *	43	627:42	14:36	620:27	14:26	0:26	0:01	6:49	0:10	776	0:49	18
Mathieu Olivier	54	609:14	11:17	579:18	10:44	1:55	0:02	28:01	0:31	792	0:46	14.7
Kent Johnson	42	568:45	13:33	478:07	11:23	90:38	2:09	0:00	0:00	717	0:48	17.1
Emil Bemstrom +	32	413:12	12:55	358:35	11:12	53:35	1:40	1:02	0:02	526	0:47	16.4
Alex Nylander	23	385:36	16:46	339:04	14:45	46:30	2:01	0:02	0:00	439	0:53	19.1
Andrew Peeke +	23	359:03	15:37	323:40	14:04	0:00	0:00	35:23	1:32	430	0:50	18.7
Brendan Gaunce	24	281:53	11:45	267:08	11:08	1:32	0:04	13:13	0:33	368	0:46	15.3
Patrik Laine	18	273:56	15:13	222:02	12:20	51:39	2:52	0:15	0:01	310	0:53	17.2
Mikael Pyyhtia *	17	223:37	13:09	200:08	11:46	1:46	0:06	21:43	1:17	286	0:47	16.8
Nick Blankenburg	12	194:35	16:13	189:51	15:49	0:02	0:00	4:42	0:24	247	0:47	20.6
Jake Christiansen	12	158:38	13:13	157:28	13:07	1:10	0:06	0:00	0:00	180	0:53	15
Carson Meyer	14	127:42	9:07	127:30	9:06	0:11	0:01	0:01	0:00	158	0:48	11.3
Trey Fix-Wolansky	11	120:52	10:59	114:38	10:25	6:14	0:34	0:00	0:00	162	0:45	14.7
James Malatesta *	11	112:23	10:13	108:02	9:49	4:21	0:24	0:00	0:00	136	0:50	12.4
Eric Robinson +	7	92:43	13:15	81:48	11:41	0:23	0:03	10:32	1:30	133	0:42	19
Tyler Angle *	2	16:40	8:20	16:27	8:14	0:11	0:06	0:02	0:01	24	0:42	12
Gavin Brindley *	1	12:20	12:20	10:51	10:51	1:29	1:29	0:00	0:00	14	0:53	14
Luca Del Bel Belluz *	1	9:35	9:35	9:35	9:35	0:00	0:00	0:00	0:00	14	0:41	14
Liam Foudy +	1	7:56	7:56	7:56	7:56	0:00	0:00	0:00	0:00	12	0:40	12
Cameron Butler *	1	0:54	0:54	0:54	0:54	0:00	0:00	0:00	0:00	1	0:54	1

FACEOFF REPORT

PLAYER	GP	Even Strength			Power Play			Shorthanded			Total Faceoffs			
		W	L	FO%	W	L	FO%	W	L	FO%	W	L	TOTAL	FO%
Boone Jenner	58	461	378	54.9	87	70	55.4	56	61	47.9	604	509	1,113	54.3
Cole Sillinger	77	400	443	47.4	22	30	42.3	28	49	36.4	450	522	972	46.3
Dmitri Voronkov	75	239	330	42.0	38	50	43.2	0	0	-	277	380	657	42.2
Sean Kuraly	62	221	228	49.2	3	0	100.0	48	65	42.5	272	293	565	48.1
Justin Danforth	71	149	142	51.2	2	3	40.0	22	39	36.1	173	184	357	48.5
Adam Fantilli *	49	155	203	43.3	16	16	50.0	0	2	0.0	171	221	392	43.6
Brendan Gaunce	24	92	78	54.1	1	1	50.0	5	5	50.0	98	84	182	53.9
Jack Roslovic +	40	39	49	44.3	4	6	40.0	1	6	14.3	44	61	105	41.9
Patrik Laine	18	23	46	33.3	7	3	70.0	0	0	-	30	49	79	38.0
Kirill Marchenko	78	21	45	31.8	5	7	41.7	0	1	0.0	26	53	79	32.9
Kent Johnson	42	5	8	38.5	3	4	42.9	0	0	-	8	12	20	40.0
Emil Bemstrom +	32	5	7	41.7	1	0	100.0	0	0	-	6	7	13	46.2
Alex Nylander	23	5	6	45.5	1	4	20.0	0	0	-	6	10	16	37.5
Alexandre Texier	78	4	9	30.8	0	0	-	2	4	33.3	6	13	19	31.6
Luca Del Bel Belluz *	1	4	6	40.0	0	0	-	0	0	-	4	6	10	40.0
Mathieu Olivier	54	4	12	25.0	0	0	-	0	0	-	4	12	16	25.0
Tyler Angle *	2	3	5	37.5	0	1	0.0	0	0	-	3	6	9	33.3
Mikael Pyyhtia *	17	1	3	25.0	0	0	-	0	0	-	1	3	4	25.0
Yegor Chinakhov	53	1	11	8.3	0	2	0.0	0	0	-	1	13	14	7.1
Johnny Gaudreau	81	0	1	0.0	0	0	-	0	0	-	0	1	1	0.0
Trey Fix-Wolansky	11	0	0	-	0	1	0.0	0	0	-	0	1	1	0.0
James Malatesta *	11	0	1	0.0	0	0	-	0	0	-	0	1	1	0.0

* Rookie

2023-24 SEASON



TEAM BY PERIOD

SCORING	1ST	2ND	3RD	OT	TOT	AVG	SHOTS	1ST	2ND	3RD	OT	TOT	AVG
COLUMBUS	80	81	70	3	234	2.9	COLUMBUS	802	819	806	31	2,458	30.0
Opponents	76	95	117	10	298	3.6	Opponents	886	940	958	38	2,822	34.4
2022-23	1ST	2ND	3RD	OT	TOT	AVG	2022-23	1ST	2ND	3RD	OT	TOT	AVG
COLUMBUS	56	76	72	9	213	2.6	COLUMBUS	725	826	823	25	2,399	29.3
Opponents	90	119	112	8	329	4.0	Opponents	954	998	927	25	2,904	35.4

SPECIAL TEAMS

POWER PLAY	PPG	ATT	PCT	RANK	PENALTY KILLING	GA	ATT	PCT	RANK
Overall:	32	212	15.1	31st	Overall:	56	236	76.3	26th
Home:	20	110	18.2	25th	Home:	22	114	80.7	15.7th
Road:	12	102	11.8	31st	Road:	34	122	72.1	31st
6 shorthanded goals against				9th	5 shorthanded goals scored				24th
2022-23	PPG	ATT	PCT	RANK	2022-23	GA	ATT	PCT	RANK
Overall:	41	224	18.3	26th	Overall:	59	237	75.1	25th
Home:	22	112	19.6	22nd	Home:	27	123	78.0	21st
Road:	19	112	17.0	28th	Road:	32	114	71.9	27th
9 shorthanded goals against				21st	5 shorthanded goals scored				26th

PENALTIES

2023-24	GP	PIM	AVG	RANK
	82	670	8.2	9th
2022-23	GP	PIM	AVG	RANK
	82	654	8.0	8th

SITUATIONAL SCORING

2023-24	GF	GA	2022-23	GF	GA
5 ON 5	175	196	143	231	
5 ON 4	29	7	39	8	
5 ON 3	2	0	1	0	
4 ON 4	4	4	2	6	
4 ON 3	1	0	1	0	
3 ON 3	3	9	8	7	
3 ON 4	0	2	0	1	
3 ON 5	0	0	0	5	
4 ON 5	4	53	4	52	
Empty Net	11	19	10	14	
Penalty Shots	0	0	0	0	
TOTALS	234	298	213	329	

MISCELLANEOUS RECORD

	2023-24	2022-23
One-Goal Games	9-8-12	13-6-9
Two-Goal Games	7-13	7-10
Three or More-Goal Games	11-22	5-32

RECORD BY MONTH

MONTH	REC	PTS	2022-23	REC	PTS
October	3-4-2	8	3-7-0	6	
November	4-9-2	10	4-5-2	10	
December	5-5-4	14	4-10-0	8	
January	4-6-2	10	4-10-2	10	
February	3-6-0	6	5-3-2	12	
March	5-8-2	12	3-8-2	8	
April	3-5-0	6	2-5-1	5	
TOTALS	27-43-12	66	25-48-9	59	

RECORD BY DAY

DAY	REC	PTS	2022-23	REC	PTS
Monday	4-2-1	9	0-2-2	2	
Tuesday	3-10-3	9	5-10-3	13	
Wednesday	2-2-1	5	1-3-0	2	
Thursday	5-8-3	13	5-8-1	11	
Friday	5-3-0	10	3-10-0	6	
Saturday	7-11-3	17	7-11-1	15	
Sunday	1-7-1	3	4-4-2	8	
TOTALS	27-43-12	66	25-48-9	59	

RECORD VS. NHL

	2023-24	2022-23		2023-24	2022-23
vs. Metropolitan Division:	7-16-3	7-15-4	vs. Central Division:	6-9-1	5-9-2
vs. Atlantic Division:	6-13-5	6-17-1	vs. Pacific Division:	8-5-3	7-7-2
VS. EASTERN CONFERENCE:	13-29-8	13-32-5	VS. WESTERN CONFERENCE:	14-14-4	12-16-4

BLUE JACKETS RECORD WHEN...

PLAYING BACK-TO-BACK GAMES	2023-24	2022-23	2023-24	2022-23	2023-24	2022-23
First Game:	O: 5-7-1	5-12-0	H: 5-0-0	4-8-0	A: 0-7-1	1-4-0
Second Game:	4-7-2	4-11-2	2-2-0	2-3-0	2-5-2	2-8-2
SCORING *	2023-24	2022-23	2023-24	2022-23	2023-24	2022-23
One Goal or Less	O: 1-18-0	0-22-1	H: 0-8-0	0-10-0	A: 1-10-0	0-12-1
Two Goals or Less	2-33-4	0-40-4	0-16-3	0-19-1	2-17-1	0-21-3
Three Goals	2-7-6	4-6-4	1-2-2	3-3-1	1-5-4	1-3-3
Four Goals or More	23-3-2	21-2-1	16-1-0	13-1-0	7-2-2	8-1-1



STATISTICAL BREAKDOWN

BLUE JACKETS RECORD WHEN...

ALLOWING (INCLUDES SO GOALS)	2023-24	2022-23	2023-24	2022-23	2023-24	2022-23
One Goal or Less	O: 4-0-0	6-1-0	H: 2-0-0	3-0-0	A: 2-0-0	3-1-0
Two Goals or Less	15-4-0	9-5-1	10-3-0	5-2-0	5-1-0	4-3-1
Three Goals	7-6-4	9-6-3	6-1-3	6-5-1	1-5-1	3-1-2
Four Goals or More	5-33-8	7-37-5	1-15-2	5-16-1	4-18-6	2-21-4
In Overtime	O: 6-10-2	10-8-1	H: 3-4-1	7-1-1	A: 3-6-1	3-7-0
In Shootout	3-2	1-1	2-1	1-1	1-1	0-0
Scoring a PP Goal	O: 13-8-8	14-13-5	H: 9-6-4	11-6-0	A: 4-2-4	3-7-5
Shut Out on the PP	14-35-4	11-35-4	8-13-1	5-17-2	6-22-3	6-18-2
Allowing a PP Goal	9-27-5	13-25-4	6-9-2	7-11-0	3-13-3	6-14-4
Killing All SH Situations	18-16-7	12-23-5	11-10-3	9-12-2	7-6-4	3-11-3
Scoring First Goal	O: 20-15-10	14-10-5	H: 13-6-4	8-7-0	A: 7-9-6	6-3-5
Allowing First Goal	7-28-2	11-38-4	4-13-1	8-16-2	3-15-1	3-22-2
Leading After 1st Period	O: 17-6-6	12-5-3	H: 10-3-3	6-4-0	A: 7-3-3	6-1-3
Tied After 1st Period	7-17-4	4-13-2	5-7-1	3-5-0	2-10-3	1-8-2
Trailing After 1st Period	3-20-2	9-30-4	2-9-1	7-14-2	1-11-1	2-16-2
Leading After 2nd Period	O: 18-1-7	11-0-2	H: 13-0-2	5-0-0	A: 5-1-5	6-0-2
Tied After 2nd Period	4-12-4	8-8-2	0-6-2	7-5-0	4-6-2	1-3-2
Trailing After 2nd Period	5-10-1	6-40-5	4-13-1	4-18-2	1-17-0	2-22-3
Leading in Shots	O: 11-11-4	7-11-1	H: 5-2-2	3-6-0	A: 6-9-2	4-5-1
Trailing in Shots	16-29-7	18-35-7	12-15-2	13-16-1	4-14-5	5-19-6
Shots Are Tied	0-3-1	0-2-1	0-2-1	0-1-1	0-1-0	0-1-0

HAT TRICKS FOR - 4

GOALS	PLAYER	DATE	OPPONENT	OPPOSING GOALTENDER	RESULT
3	Boone Jenner *	Oct. 14, 2023	vs. NY Rangers	Igor Shesterkin	5-3, W
3	Kirill Marchenko *	Dec. 19, 2023	at Buffalo	Devon Levi-2 & Ukko-Pekka Luukkonen-1	9-4, W
3	Cole Sillinger	Jan. 6, 2024	vs. Minnesota	Marc-Andre Fleury	3-4, OTL
3	Alex Nylander	Mar. 4, 2024	vs. Vegas	Adin Hill (2, EN)	6-3, W

HAT TRICKS AGAINST - 6

GOALS	PLAYER	DATE	OPPONENT	CBJ GOALTENDER	RESULT
3	Sidney Crosby	Nov. 14, 2023	vs. Pittsburgh	Elvis Merzlikins (2, EN)	3-5, L
3	Brad Marchand *	Dec. 3, 2023	at Boston	Spencer Martin	1-3, L
3	Jack Hughes	Dec. 16, 2023	vs. New Jersey	Daniil Tarasov (2, EN)	3-6, L
3	Brock Boeser	Jan. 27, 2024	at Vancouver	Elvis Merzlikins	4-5, OTL
3	Brady Tkachuk	Feb. 13, 2024	at Ottawa	Daniil Tarasov	3-6, L
3	Steven Stamkos	Apr. 9, 2024	at Tampa Bay	Jet Greaves (2, EN)	2-5, L

EXTRA ATTACKER GOALS FOR - 6

DATE	OPPONENT	GOAL SCORER	ASSISTS	TIME	PERIOD	RESULT
Oct. 12, 2023	vs. Philadelphia	Patrik Laine	K. Marchenko, B. Jenner	19:16	3rd	2-4, L
Oct. 30, 2023	at Dallas	Sean Kuraly	I. Provorov, M. Olivier	17:10	3rd	3-5, L
Nov. 16, 2023	vs. Arizona	Damon Severson	Z. Werenski, A. Texier	18:03	3rd	2-3, L
Nov. 18, 2023	at Washington	Johnny Gaudreau	B. Jenner, D. Severson	3:27	2nd	3-4, L
Dec. 10, 2023	vs. Florida	Dmitri Voronkov	P. Laine, Z. Werenski	16:11	3rd	2-5, L
Dec. 16, 2023	vs. New Jersey	Alexandre Texier	A. Fantilli, D. Jiricek	18:57	3rd	3-6, L

EXTRA ATTACKER GOALS AGAINST - 9

DATE	OPPONENT	GOAL SCORER	ASSISTS	TIME	PERIOD	RESULT
Oct. 14, 2023	vs. NY Rangers	Chris Kreider (PP)	A. Panarin, A. Fox	19:24	3rd	5-3, W
Nov. 6, 2023	at Florida	Nick Cousins		19:03	3rd	4-5, OTL
Nov. 12, 2023	at NY Rangers	Alexis Lafreniere	C. Kreider, A. Panarin	19:49	3rd	3-4, SOL
Dec. 8, 2023	vs. St. Louis	Robert Thomas	B. Schenn, T. Krug	17:38	3rd	5-2, W
Dec. 14, 2023	at Toronto	Auston Matthews	W. Nylander, M. Marner	18:45	3rd	6-5, OTW
Dec. 14, 2023	at Toronto	Auston Matthews	M. Marner, J. Tavares	19:15	3rd	6-5, OTW
Dec. 27, 2023	at New Jersey	Luke Hughes	J. Hughes, D. Mercer	18:35	3rd	3-4, OTL
Jan. 6, 2024	vs. Minnesota	Marcus Johansson	R. Hartman	18:28	3rd	3-4, OTL
Mar. 19, 2024	at Detroit	Lucas Raymond	P. Kane, S. Gostisbehere	19:47	3rd	3-4, OTL

SHUTOUTS BY BLUE JACKETS - 1

DATE	OPPONENT	GOALTENDER	SV/SCORE
Jan. 30, 2024	at St. Louis	Elvis Merzlikins	21/1-0, W

SHUTOUTS BY OPPONENTS - 6

DATE	OPPONENT	GOALTENDER	SV/SCORE
Oct. 16, 2023	vs. Detroit	James Reimer	23/0-4, L
Oct. 28, 2023	vs. NY Islanders	Semyon Varlamov	34/0-2, L
Jan. 9, 2024	at Winnipeg	Connor Hellebuyck	23/0-5, L
Mar. 12, 2024	at Montreal	Cayden Primeau	41/0-3, L
Apr. 7, 2024	at Carolina	Frederik Andersen	23/0-3, L
Apr. 11, 2024	at Florida	Sergei Bobrovsky	25/0-4, L

* Natural Hat Trick

2023-24 SEASON

MILESTONES ACHIEVED & FIRSTS



PLAYER	DATE	MILESTONE
Jake Bean	Nov. 22 vs. Chicago	Played in 100th career Blue Jackets game
Emil Bemstrom	Jan. 13 vs. Seattle	Skated in his 200th career NHL game
Adam Boqvist	Oct. 16 vs. Detroit	Skated in his 100th career Blue Jackets game
	Feb. 23 vs. Buffalo	Played in his 200th career NHL game
Cameron Butler	Mar. 30 vs. Pittsburgh	Made his NHL debut
Yegor Chinakhov	Nov. 19 at Philadelphia	Played in his 100th career NHL game
Justin Danforth	Oct. 20 vs. Calgary	Notched 1st career multi-point game (1-1-2)
	Jan. 28 at Seattle	Played in his 100th career NHL game
Adam Fantilli	Oct. 12 vs. Philadelphia	Collected an assist in his NHL debut
	Oct. 21 at Minnesota	Notched his first career NHL goal (Filip Gustavsson)
	Oct. 24 vs. Anaheim	Recorded his first career multi-point game (1-1-2)
Johnny Gaudreau	Nov. 18 at Washington	Played in 700th career NHL game
	Nov. 22 vs. Chicago	Skated in 100th career CBJ game
	Dec. 16 vs. New Jersey	Recorded 700th career NHL point (assist)
	Jan. 13 vs. Seattle	Notched his 100th career point as a Blue Jacket (assist)
	Apr. 9 at Tampa Bay	Registered his 500th career NHL assist
Jet Greaves	Dec. 8 vs. St. Louis	Stopped 41-of-43 shots for first career win
Boone Jenner	Nov. 18 at Washington	Skated in 675th career game, surpassing Rick Nash for most in Blue Jackets history
	Feb. 28 at NY Rangers	Played in his 700th career NHL game
David Jiricek	Oct. 14 vs. NY Rangers	Posted his first career NHL goal (Igor Shesterkin)
	Oct. 21 at Minnesota	Collected his first career NHL assist
Kent Johnson	Dec. 7 at NY Islanders	Played in 100th career NHL game
Sean Kuraly	Mar. 2 at Chicago	Skated in his 200th career CBJ contest
Patrik Laine	Nov. 11 at Detroit	Tallied 200th career goal
James Malatesta	Mar. 26 at Arizona	Made his NHL debut
	Apr. 6 vs. Philadelphia	Collected first career NHL point (assist)
	Apr. 13 at Nashville	Notched first career NHL goal (Juuse Saros) and multi-point game (1-1-2)
Kirill Marchenko	Jan. 13 vs. Seattle	Skated in his 100th career NHL game
Spencer Martin	Oct. 14 vs. NY Rangers	Made his Blue Jackets debut in relief
	Oct. 20 vs. Calgary	Stopped 36-of-37 shots for first win as a Blue Jacket
	Dec. 29 vs. Toronto	Played in 50th career NHL game
Alex Nylander	Feb. 25 vs. NY Rangers	Made his Blue Jackets debut
	Feb. 28 at NY Rangers	Skated in his 100th career NHL game
	Feb. 29 vs. Carolina	Recorded first points as a Blue Jacket with a goal and an assist
	Mar. 4 vs. Vegas	Registered first career hat trick
Andrew Peeke	Dec. 5 vs. Los Angeles	Skated in 200th career NHL game
Ivan Provorov	Oct. 12 vs. Philadelphia	Made his Blue Jackets debut
	Oct. 14 vs. NY Rangers	Collected his first two assists/points in a Blue Jackets uniform
	Mar. 17 vs. Winnipeg	Skated in his 600th career NHL game
Jack Roslovic	Nov. 12 at NY Rangers	Skated in his 400th career NHL game
	Jan. 15 vs. Vancouver	Collected 200th career point (assist)
Damon Severson	Oct. 12 vs. Philadelphia	Made his Blue Jackets debut
	Oct. 21 at Minnesota	Collected his first two assists in a Blue Jackets uniform
	Oct. 30 at Dallas	Recorded his first Blue Jackets goal (Jake Oettinger)
	Mar. 17 vs. Winnipeg	Skated in his 700th career NHL game
Cole Sillinger	Mar. 5 at Pittsburgh	Skated in his 200th career NHL game
Alexandre Texier	Apr. 13 at Nashville	Played in his 200th career NHL game
Dmitri Voronkov	Oct. 26 at Montreal	Registered an assist in his NHL debut
	Oct. 30 at Dallas	Notched his first career NHL goal (Jake Oettinger)
Zach Werenski	Nov. 14 vs. Pittsburgh	Collected 174th career assist, surpassing Seth Jones for most by a Blue Jackets defenseman in club history
	Jan. 30 at St. Louis	Collected 193rd career assist, surpassing Nick Foligno for third-most in franchise history
	Mar. 5 at Pittsburgh	Became the third player in club history to record 200 career assists
	Mar. 23 vs. Vegas	Collected 205th career assist to surpass David Vyborny for second all-time on franchise list
	Apr. 9 at Tampa Bay	Tied James Wisniewski for most assists in single season by a defenseman with 44th of campaign
	Apr. 16 vs. Carolina	Set single-season club record for blueliners for assists (first of game), notched 300th career point with first goal of game and tied single-season points record for blueliners (Seth Jones, 57) with fourth point of game (2-2-4)
Pascal Vincent	Oct. 14 vs. NY Rangers	Earned first win as NHL head coach



HIGHS AND LOWS

TEAM SCORING

Most goals – game:	9	Dec. 19 at BUF
Most goals – period:	4	3x, MR: 2nd period, Jan. 27 at VAN
Most goals allowed – game:	7	2x, MR: Jan. 13 vs. SEA
Most goals allowed – period:	5	3rd period, Dec. 14 at TOR
Fewest goals – game:	0	6x, MR: Apr. 11 at FLA
Fewest goals allowed – game:	0	Jan. 30 at STL
Most power play goals – game:	2	3x, MR: Mar. 26 at ARI
Most power play goals allowed – game:	3	Jan. 27 at VAN
Most power play attempts – game:	7	Oct. 24 vs. ANA
Most power play attempts allowed – game:	6	Dec. 3 at BOS
Most shorthanded goals – game:	1	5x, MR: Mar. 30 vs. PIT
Most shorthanded goals allowed – game:	2	Mar. 26 at ARI
Best PP efficiency (multiple attempts):	2-of-2	Dec. 1 vs. OTT
Best PK efficiency:	4-of-4	7x, MR: Apr. 1 vs. COL
Largest margin of victory:	5	Dec. 19 at BUF
Largest margin of defeat:	5	3x, MR: Mar. 22, 2024 at COL

SHOTS

Most shots – game:	54	Oct. 21 at MIN
Most shots – period:	25	2nd period, Jan. 15 vs. VAN
Most shots – overtime period:	4	3x, MR: Jan. 15 vs. VAN
Most shots allowed – game:	49	Mar. 9 vs. NSH
Most shots allowed – period:	24	3rd period, Dec. 8 vs. STL
Most shots allowed – overtime period:	6	Dec. 21 vs. WSH
Fewest shots – game:	19	Dec. 10 vs. FLA
Fewest shots – period:	2	3rd period, Oct. 14 vs. NYR
Fewest shots – overtime period:	0	3x, MR: Dec. 30 at BUF
Fewest shots allowed – game:	21	Jan. 30 at STL
Fewest shots allowed – period:	4	5x, MR: 3rd period, Feb. 28 at NYR
Fewest shots allowed – overtime period:	0	Dec. 29 vs. TOR

PENALTIES

Most penalties – game:	8	Oct. 26 at MTL
Most penalties – period:	7	3rd period, Dec. 10 vs. FLA
Most penalty minutes – game:	39	Dec. 10 vs. FLA
Most penalty minutes – period:	39	3rd period, Dec. 10 vs. FLA
Fewest penalties – game:	1	5x, MR: Apr. 6 vs. PHI
Fewest penalty minutes – game:	2	4x, MR: Mar. 4 vs. VGK

STREAKS

Longest winning streak – overall:	2	4x, MR: Mar. 30-Apr. 1
Longest winning streak – home:	2	4x, MR: Apr. 6-16
Longest winning streak – road:	2	Dec. 14-19
Longest unbeaten streak (pt. earned):	4	Oct. 20-26 (2-0-2)
Longest unbeaten streak (pt. earned) - home:	3	Dec. 1-8 (2-0-1)
Longest unbeaten streak (pt. earned) – road:	5	Dec. 14-Jan. 4 (3-0-2)
Longest regulation losing streak – overall:	4	2x, MR: Mar. 22-28
Longest regulation losing streak – home:	3	2x, MR: Jan. 19-Feb. 23
Longest regulation losing streak – road:	8	Mar. 22-Apr. 13
Longest streak without a win – overall:	9	Nov. 4-19 (0-7-2)
Longest streak without a win – home:	4	Dec. 10-23 (0-3-1)
Longest streak without a win – road:	11	2x, MR: Mar. 5-Apr. 13 (0-10-1)

2023-24 SEASON

FRANCHISE RECORD

10	Nov. 4, 2016 vs. MTL
5	3x, MR: 3rd period, Dec. 31, 2018 vs. OTT
10	Mar. 30, 2002 at SJS
6	2x, MR: 1st period, Dec. 7, 2022 vs. BUF
0	148x, MR: Apr. 11, 2024 at FLA
0	108x, MR: Jan. 30, 2024 at STL
5	Dec. 10, 2006 vs. OTT
5	3x, MR: Jan. 6, 2007 at SJS
13	2x, MR: Jan. 24, 2004 vs. CHI
12	2x, MR: Oct. 26, 2005 vs. NSH
2	5x, MR: Dec. 31, 2022 vs. CHI
2	13x, MR: Mar. 26, 2024 at ARI
2-of-2	8x, MR: Dec. 1, 2023 vs. OTT
9-of-9	3x, MR: Mar. 12, 2011 at CAR
10	Nov. 4, 2016 vs. MTL
8	3x, MR: Nov. 11, 2009 vs. DET

60	Dec. 3, 2016 at ARI
26	2x, MR: 1st period, Feb. 13, 2018 at NYI
10	Dec. 3, 2016 at ARI
62	Jan. 26, 2022 vs. CGY
27	1st period, Mar. 26, 2016 at NSH
11	Jan. 11, 2004 at ANA
10	Apr. 1, 2003 at PHI
0	2nd period, Nov. 5, 2015 at LAK
0	54x, MR: Dec. 30, 2023 at BUF
13	Feb. 21, 2009 vs. ANA
0	3x, MR: Mar. 18, 2014 vs. CAR
0	50x, MR: Dec. 29, 2023 vs. TOR

21	Jan. 11, 2006 vs. PIT
13	3rd period, Feb. 7, 2006 at VAN
70	Feb. 21, 2003 at SJS
52	2nd period, Mar. 26, 2009 vs. CGY
0	19x, MR: Dec. 19, 2022 vs. DAL
0	19x, MR: Dec. 19, 2022 vs. DAL

16	Nov. 29, 2016-Jan. 3, 2017
8	2x, MR: Feb. 24-Mar. 22, 2018
8	2x, MR: Dec. 1-31, 2016
18	Nov. 25, 2016-Jan. 3, 2017 (17-0-1)
12	Feb. 11-Mar. 31, 2013 (9-0-3)
11	Nov. 20-Dec. 31, 2016 (10-0-1)
8	3x, MR: Oct. 9-Oct. 22, 2015
6	2x, MR: Oct. 9-Nov. 10, 2015
10	Dec. 6, 2022-Jan. 10, 2023
9	5x, MR: Nov. 4-19, 2023 (0-7-2)
8	2x, MR: Dec. 4-31, 2003 (0-6-1-1)
14	Oct. 9-Dec. 23, 2003 (0-11-2)

BOLD INDICATES TEAM RECORD SET THIS SEASON
BOLD ITALICS INDICATES TIED TEAM RECORD THIS SEASON



INDIVIDUAL

Most goals – game:	3
Most assists – game:	4
Most points – game:	4
Most goals – period:	2
Most assists – period:	2
Most points – period:	3
Most power play goals – game:	2
Most shorthanded goals – game:	5
Most shots on goal – game:	10
Most shots on goal – period:	7
Highest Plus/Minus:	+5
Lowest Plus/Minus:	-4
Most penalty minutes – game:	29
Most penalty minutes – period:	29
Most ice time – forward (regulation game):	26:42
Most ice time – def. (regulation game):	30:26
Most ice time – forward (overtime game):	25:20
Most ice time – def. (overtime game):	29:05
Longest point scoring streak:	6
Longest goal-scoring streak:	4
Longest assist-scoring streak:	6
Most saves by a goalie – game:	47
Most saves by a goalie – period:	23

2023-24 SEASON

4x, MR: A. Nylander, Mar. 4 vs. VGK	4
Z. Werenski, Nov. 22 vs. CHI	5
2x, MR: Z. Werenski, Apr. 16 vs. CAR	5
11x, MR: Z. Werenski, 3rd period, Apr. 6 vs. PHI	3
16x, MR: E. Gudbranson, 2nd period, Apr. 1 vs. COL	3
J. Gaudreau, 1st period, Dec. 19 at BUF	3
E. Bemstrom, Oct. 26 at MTL	3
5x, MR: M. Olivier, Mar. 30 vs. PIT	2
A. Fantilli, Nov. 16 vs. ARI	10
D. Voronkov, 2nd period, Jan. 15 vs. VAN	7
3x, MR: Z. Werenski, Apr. 16 vs. CAR	+6
4x, MR: Z. Werenski, Mar. 17 vs. WPG	-6
E. Gudbranson, Dec. 10 vs. FLA	31
E. Gudbranson, 3rd period, Dec. 10 vs. FLA	31
B. Jenner, Feb. 13 at OTT	27:19
Z. Werenski, Dec. 3 at BOS	34:59
B. Jenner, Oct. 24 vs. ANA	27:43
Z. Werenski, Dec. 14 at TOR	33:18
2x, MR: J. Gaudreau, Jan. 27-Feb. 17	13
Y. Chinakhov, Dec. 8-16	7
J. Gaudreau, Jan. 27-Feb. 17	8
D. Tarasov, Mar. 9 vs. NSH	56
J. Greaves, 3rd period, Dec. 8 vs. STL	25

FRANCHISE RECORD

G. Sanderson, Mar. 29, 2003 at CGY	4
2x, MR: A. Panarin, Dec. 8, 2017 at NJD	5
6x, MR: J. Gaudreau, Mar. 14, 2023 at SJS	5
4x, MR: E. Bemstrom, 3rd period, May 3, 2021 vs. NSH	3
15x, MR: J. Gaudreau, 2nd period, Mar. 14, 2023 at SJS	3
50x, MR: J. Gaudreau, 1st period, Dec. 19, 2023 at BUF	3
B. Berard, Jan. 9, 2006 at PHX	3
G. Nyquist, Dec. 31, 2022 vs. CHI	2
14x, MR: A. Fantilli, Nov. 16, 2023 vs. ARI	10
3x, MR: D. Voronkov, 2nd period, Jan. 15, 2024 vs. VAN	7
A. Wennberg, Mar. 27, 2018 at EDM	+6
A. Peeke, Apr. 1, 2023 vs. FLA	-6
D. Westcott, Apr. 13, 2006 vs. STL	31
D. Westcott, 2nd period, Apr. 13, 2006 vs. STL	31
R. Whitney, Oct. 14, 2002 vs. PHX	27:19
J. Johnson, Feb. 2, 2013 vs. DET	34:59
D. Vyborny, Dec. 8, 2005 vs. NYI	27:43
D. Quint, Nov. 21, 2001 vs. Detroit	33:18
R. Johansen, Dec. 18, 2014 - Jan. 17, 2015	13
2x, MR: C. Atkinson, Nov. 10-24, 2018 (9G)	7
R. Umberger, Nov. 10-26, 2010 (8A)	8
E. Merzlikins, Jan. 26, 2022 vs. CGY	56
2x, MR: S. Bobrovsky, 3rd period, Nov. 1, 2018 at SJS	25

MISCELLANEOUS

Fastest goal to start – game:	0:15
Fastest goal to start allowed – game:	0:17
Fastest goal to start – period:	0:13
Fastest goal to start allowed – period:	0:17
Fastest two goals:	0:18
Fastest two goals against:	0:16
Fastest three goals:	1:15
Fastest three goals against:	3:31

B. Jenner, Mar. 14 vs. OTT	0:15
A. Svechnikov, Apr. 7 at CAR	0:17
K. Marchenko, 3rd period, Nov. 26 at CAR	0:13
A. Svechnikov, 1st period, Apr. 7 at CAR	0:17
K. Marchenko 7:37 (2nd) & K. Marchenko 7:55 (2nd), Dec. 19 at BUF	0:18
A. Cirelli 5:40 (3rd) & S. Stamkos 5:56 (3rd), Apr. 9 at TBL	0:16
K. Marchenko 7:37 (2nd), K. Marchenko 7:55 (2nd) & E. Gudbranson 8:52 (2nd), Dec. 19 at BUF	1:15
M. McTavish 16:05 (2nd), M. McTavish 18:49 (2nd) & A. Killorn 19:36 (2nd), Feb. 21 at ANA	3:31

2x, MR: C. Atkinson, Mar. 28, 2013 at EDM	0:10
2x, MR: A. Laaksonen, Feb. 10, 2006 vs. COL	0:08
P. Laine, 2nd period, Feb. 17, 2022 at CHI	0:09
J. Bratt, 2nd period, Feb. 14, 2023 vs. NJD	0:07
2x, MR: V. Prospal 5:37 (3rd) & M. Letestu 5:45 (3rd), Feb. 11, 2013 vs. SJS	0:08
T. Holmstrom 10:44 (2nd) & P. Datsyuk 10:49 (2nd) Nov. 24, 2007 vs. DET	0:05
P. Laine 15:34 (2nd), O. Bjorkstrand 15:59 (2nd) & J. Danforth 16:20 (2nd), Mar. 4, 2022 vs. LAK	0:46
C. Kreider 7:39 (2nd), A. Panarin 8:15 (2nd) & J. Trouba 8:41 (2nd), Nov. 13, 2021 vs. NYR	1:03

BOLD INDICATES INDIVIDUAL RECORD SET THIS SEASON
BOLD ITALICS INDICATES TIED INDIVIDUAL RECORD THIS SEASON



INJURY REPORT

The Blue Jackets lost 327 man games due to injury in 2023-24, the seventh-highest total in a season in club history... The man games missed totals for the club's previous seasons were – **2022-23:** 563; **2021-22:** 371; **2020-21:** 167; **2019-20:** 419; **2018-19:** 88; **2017-18:** 224; **2016-17:** 210; **2015-16:** 298; **2014-15:** 508; **2013-14:** 297; **2012-13:** 137; **2011-12:** 411; **2010-11:** 244; **2009-10:** 275; **2008-09:** 343; **2007-08:** 233; **2006-07:** 290; **2005-06:** 289; **2003-04:** 213; **2002-03:** 199; **2001-02:** 155 and **2000-01:** 176.

Player	Injury	Date of Injury/First Game Missed	First Game Back From Injury	Games Missed
Jake Bean	Broken Hand	Apr. 6 vs. Philadelphia		6
Nick Blankenburg	Upper Body	Dec. 21 vs. Washington	Jan. 23 at Edmonton (assigned prior)	12
Adam Boqvist	Shoulder Strain	Dec. 7 at NY Islanders	Jan. 6 vs. Minnesota	13
	Upper Body	Jan. 27 at Vancouver	Feb. 10 vs. Tampa Bay	3
	Upper Body	Mar. 16 vs. San Jose		16
Yegor Chinakhov	Back Strain	Oct. 12 vs. Philadelphia	Oct. 26 at Montreal (assigned prior)	6
	Upper Body	Feb. 13 at Ottawa	Feb. 17 at San Jose	1
	Upper Body	Mar. 14 vs. Ottawa		17
Justin Danforth	Concussion	Mar. 9 vs. Nashville	Apr. 1 vs. Colorado	11
Jordan Dumais	Upper Body	Oct. 12 vs. Philadelphia	Oct. 20 vs. Calgary (assigned prior)	...
Adam Fantilli	Leg	Jan. 30 at St. Louis		33
Johnny Gaudreau	Illness	Apr. 4 vs. NY Islanders	Apr. 6 vs. Philadelphia	1
Brendan Gaunce	Upper Body	Apr. 13 at Nashville		2
Erik Gudbranson	Illness	Dec. 5 vs. Los Angeles	Dec. 10 vs. Florida	3
Boone Jenner	Fractured Jaw	Dec. 10 vs. Florida	Jan. 19 vs. New Jersey	15
	Illness	Mar. 30 vs. Pittsburgh	Apr. 4 vs. NY Islanders	2
Kent Johnson	Shoulder	Feb. 29 vs. Carolina		24
Sean Kuraly	Abdominal	Dec. 27 at New Jersey	Jan. 15 vs. Vancouver	8
	Lower Body	Mar. 14 vs. Ottawa	Apr. 7 at Carolina	12
Patrik Laine	Upper Body	Oct. 21 at Minnesota	Nov. 11 at Detroit	9
	Illness	Dec. 5 vs. Los Angeles	Dec. 10 vs. Florida	3
	Fractured Clavicle	Dec. 16 vs. New Jersey	Jan. 28 at Seattle (entered NHL/NHLPA Player Assistance Program)	17
Kirill Marchenko	Illness	Mar. 12 at Montreal	Mar. 14 vs. Ottawa	1
Elvis Merzlikins	Illness	Oct. 16 vs. Detroit	Oct. 20 vs. Calgary (backup)	1
	Illness	Dec. 7 at NY Islanders	Dec. 14 at Toronto	3
	Illness	Dec. 30 at Buffalo	Jan. 2 vs. Boston	1
	Upper Body	Mar. 4 vs. Vegas	Mar. 7 vs. Edmonton (backup)	2
	Lower Body	Apr. 1 vs. Colorado	Apr. 16 vs. Carolina (backup)	7
Carson Meyer	Upper Body	Apr. 11 at Florida		3
Alex Nylander	Upper Body	Mar. 26 at Arizona	Mar. 30 vs. Pittsburgh	2
	Lower Body	Apr. 9 at Tampa Bay	Apr. 11 at Florida	1
Mathieu Olivier	Leg	Oct. 12 vs. Philadelphia	Oct. 14 vs. NY Rangers	1
Jack Roslovic	Fractured Ankle	Nov. 14 vs. Pittsburgh	Dec. 29 vs. Toronto	21
Damon Severson	Oblique	Nov. 22 vs. Chicago	Dec. 23 vs. Toronto	15
Cole Sillinger	Upper Body	Dec. 1 vs. Ottawa	Dec. 10 vs. Florida	5
Daniil Tarasov	Knee	Oct. 12 vs. Philadelphia	Dec. 14 at Toronto	29
	Upper Body	Apr. 6 vs. Philadelphia		6
Alexandre Texier	Illness	Nov. 22 vs. Chicago	Nov. 26 at Carolina	2
Dmitri Voronkov	Illness	Apr. 16 vs. Carolina		1
Zach Werenski	Quad Contusion	Oct. 14 vs. NY Rangers	Oct. 20 vs. Calgary	2
	Ankle	Dec. 29 vs. Toronto	Jan. 25 at Calgary	10

TOTAL MAN GAMES MISSED: 327

2023-24 TRANSACTIONS

2023-24 SEASON

DATE	TRANSACTION	DATE	TRANSACTION
Oct. 6, 2023	Loaned G Jef Greaves, LW James Malatesta and C Hunter McKown to Cleveland (AHL), placed D Marcus Bjork, D Jake Christiansen, C Josh Dunne, C Brendan Gaunce and RW Carson Meyer on waivers for purpose of assigning to Cleveland (AHL); Returned LW Justin Pearson to Cleveland (AHL); Released C Stefan Matteau from tryout contract.	Oct. 9, 2023	Placed RW Yegor Chinakhov, RW Jordan Dumais and G Daniil Tarasov on the Injured/Non-Roster List and RW Mathieu Olivier on Injured Reserve; Loaned D Nick Blankenburg, D David Jiricek and LW Dmitri Voronkov to Cleveland (AHL) and loaned D Denton Mateychuk to Moose Jaw (WHL).
Oct. 7, 2023	Placed LW Trey Fix-Wolansky on waivers for the purpose of assigning to Cleveland (AHL); Assigned D Marcus Bjork, D Jake Christiansen, D Billy Sweezey, C Josh Dunne, C Brendan Gaunce and LW Carson Meyer to Cleveland (AHL).	Oct. 11, 2023	Signed RW Justin Danforth to a one-year contract extension through the 2024-25 NHL season.
		Oct. 13, 2023	Placed D Zach Werenski on Injured Reserve and recalled D David Jiricek from Cleveland (AHL)
		Oct. 14, 2023	Activated RW Mathieu Olivier off Injured Reserve and designated LW Eric Robinson non-roster and placed on waivers for purpose of assignment to Cleveland (AHL).



DATE	TRANSACTION
Oct. 15, 2023	Assigned LW Eric Robinson to Cleveland (AHL) after clearing waivers.
Oct. 16, 2023	Added G Jet Greaves to the roster on emergency recall from Cleveland (AHL).
Oct. 17, 2023	Assigned G Jet Greaves to Cleveland (AHL).
Oct. 20, 2023	Activated D Zach Werenski off Injured Reserve and designated LW Liam Foudy non-roster and placed on waivers for purpose of assignment to Cleveland (AHL). Activated RW Jordan Dumais off Injured/Non-Roster list and loaned to Halifax (QMJHL).
Oct. 21, 2023	Announced LW Liam Foudy claimed off waivers by Nashville.
Oct. 23, 2023	Placed F Patrik Laine on Injured Reserve (retroactive to Oct. 20) and recalled LW Dmitri Voronkov from Cleveland (AHL).
Oct. 25, 2023	Activated RW Yegor Chinakhov off Injured/Non-Roster list and loaned to Cleveland (AHL).
Nov. 3, 2023	Recalled LW Yegor Chinakhov from Cleveland (AHL) and assigned F Kent Johnson to Cleveland (AHL).
Nov. 11, 2023	Activated F Patrik Laine off Injured Reserve and assigned D David Jiricek to Cleveland (AHL).
Nov. 13, 2023	Placed F Jack Roslovic on Injured Reserve and recalled D David Jiricek to Cleveland (AHL).
Nov. 16, 2023	Assigned RW Emil Bemstrom to Cleveland (AHL) after clearing waivers and recalled RW Trey Fix-Wolansky from Cleveland (AHL).
Nov. 21, 2023	Loaned RW Trey Fix-Wolansky to Cleveland (AHL).
Nov. 21, 2023	Recalled LW Eric Robinson from Cleveland (AHL).
Nov. 30, 2023	Placed D Damon Severson (oblique) on Injured Reserve retroactive to Nov. 19 and recalled F Kent Johnson from Cleveland (AHL).
Dec. 2, 2023	Placed G Daniil Tarasov (knee) on Long-Term Injured Reserve retroactive to Oct. 12 and loaned to Cleveland (AHL) on conditioning assignment.
Dec. 6, 2023	Acquired a conditional seventh round pick in the 2025 NHL Draft from Buffalo in exchange for LW Eric Robinson.
Dec. 6, 2023	Placed D Adam Boqvist (shoulder strain; retro to Dec. 5), G Elvis Merzlikins (illness; retro to Dec. 5) and C Cole Sillinger (upper body; retro to Nov. 26) on Injured Reserve, recalled RW Emil Bemstrom, D Nick Blankenburg (emergency) and G Jet Greaves (emergency) from Cleveland (AHL) and altered G Daniil Tarasov's Long-Term Injured Reserve (LT) conditioning assignment to a regular one.
Dec. 9, 2023	Placed C Boone Jenner (fractured jaw) on Injured Reserve.
Dec. 10, 2023	Activated C Cole Sillinger off Injured Reserve.
Dec. 11, 2023	Recalled G Daniil Tarasov from conditioning assignment with Cleveland (AHL) and assigned G Jet Greaves to AHL club.
Dec. 14, 2023	Activated G Elvis Merzlikins off Injured Reserve.
Dec. 18, 2023	Placed F Patrik Laine (fractured clavicle) on Injured Reserve retroactive to Dec. 14 and added C Brendan Gaunce to the roster on emergency recall from Cleveland (AHL).
Dec. 23, 2023	Activated D Damon Severson off Injured Reserve and placed D Nick Blankenburg (upper body) on Injured Reserve retroactive to Dec. 19.
Dec. 29, 2023	Placed D Zach Werenski (ankle) on Injured Reserve and activated C Jack Roslovic off Injured Reserve.
Dec. 30, 2023	Placed C Sean Kuraly (abdominal) on Injured Reserve retroactive to Dec. 23 and recalled D Jake Christiansen from Cleveland (AHL).
Jan. 5, 2024	Assigned D Jake Christiansen to Cleveland (AHL).
Jan. 6, 2024	Activated D Adam Boqvist off Injured Reserve.
Jan. 14, 2024	Activated C Sean Kuraly off Injured Reserve and assigned C Brendan Gaunce to Cleveland (AHL).
Jan. 18, 2024	Loaned Jiricek to Cleveland (AHL) and placed G Spencer Martin on waivers for the purpose of assignment to Cleveland (AHL).
Jan. 19, 2024	Activated C Boone Jenner off Injured Reserve.
Jan. 19, 2024	Announced G Spencer Martin was claimed off waivers by Carolina.
Jan. 21, 2024	Activated D Nick Blankenburg off Injured Reserve and loaned to Cleveland (AHL) and recalled D David Jiricek from Cleveland (AHL).
Jan. 25, 2024	Activated D Zach Werenski off Injured Reserve and assigned D David Jiricek to Cleveland (AHL).
Jan. 27, 2024	Placed D Adam Boqvist (upper body) on Injured Reserve retroactive to Jan. 25 and recalled D Nick Blankenburg from Cleveland (AHL).
Jan. 28, 2024	Announced F Patrik Laine entered the NHL/NHLPA Player Assistance Program
Jan. 31, 2024	Assigned D Nick Blankenburg to Cleveland (AHL).
Feb. 10, 2024	Activated D Adam Boqvist off Injured Reserve.

DATE	TRANSACTION
Feb. 22, 2024	Acquired W Alex Nylander and a 2026 conditional sixth round pick from Pittsburgh in exchange for RW Emil Bemstrom.
Mar. 1, 2024	Signed C Max McCue to three-year entry level contract beginning in 2024-25 season.
Mar. 3, 2024	Placed C Kent Johnson (shoulder) on Injured Reserve and added G Jet Greaves to the roster on emergency recall from Cleveland (AHL).
Mar. 6, 2024	Assigned G Jet Greaves to Cleveland (AHL).
Mar. 8, 2024	Acquired G Malcolm Subban from St. Louis in exchange for future considerations and assigned to Cleveland (AHL).
Mar. 8, 2024	Acquired D Jakub Zboril and a 2027 third round pick from Boston in exchange for D Andrew Peeke and assigned Zboril to Cleveland (AHL).
Mar. 8, 2024	Acquired a 2026 conditional fourth round pick from the NY Rangers in exchange for C Jack Roslovic.
Mar. 8, 2024	Recalled RW Trey Fix-Wolansky from Cleveland (AHL).
Mar. 10, 2024	Added RW Carson Meyer to the roster on emergency recall from Cleveland (AHL).
Mar. 12, 2024	Added C Brendan Gaunce to the roster on emergency recall from Cleveland (AHL).
Mar. 13, 2024	Added LW Mikael Pyyhtia to the roster on emergency recall from Cleveland (AHL).
Mar. 15, 2024	Added D Jake Christiansen to the roster on emergency recall from Cleveland (AHL).
Mar. 21, 2024	Added D David Jiricek to the roster on emergency recall from Cleveland (AHL).
Mar. 23, 2024	Added LW James Malatesta to the roster on emergency recall from Cleveland (AHL) and assigned D David Jiricek to Cleveland (AHL).
Mar. 24, 2024	Loaned RW Trey Fix-Wolansky to Cleveland (AHL) and changed C Brendan Gaunce's emergency recall to a regular recall.
Mar. 25, 2024	Added C Tyler Angle to the roster on emergency recall from Cleveland (AHL).
Mar. 29, 2024	Loaned C Tyler Angle to Cleveland (AHL).
Mar. 30, 2024	Added RW Cameron Butler to the roster on emergency recall from Cleveland (AHL).
Mar. 31, 2024	Loaned RW Cameron Butler to Cleveland (AHL).
Mar. 31, 2024	Added G Jet Greaves to the roster on emergency recall from Cleveland (AHL).
Apr. 2, 2024	Loaned D Jake Christiansen to Cleveland (AHL).
Apr. 2, 2024	Added D David Jiricek to the roster on emergency recall from Cleveland (AHL).
Apr. 4, 2024	Added RW Trey Fix-Wolansky to the roster on emergency recall from Cleveland (AHL).
Apr. 5, 2024	Added D Nick Blankenburg and G Malcolm Subban to the roster on emergency recall from Cleveland (AHL) and assigned RW Trey Fix-Wolansky to Cleveland (AHL).
Apr. 10, 2024	Added RW Trey Fix-Wolansky to the roster on emergency recall from Cleveland (AHL).
Apr. 15, 2024	Assigned RW Trey Fix-Wolansky and G Malcolm Subban to Cleveland (AHL).
Apr. 15, 2024	Signed RW Gavin Brindley to a three-year entry level contract.
Apr. 16, 2024	Added C Luca Del Bel Belluz to the roster on emergency recall from Cleveland (AHL).
Apr. 16, 2024	Assigned D Nick Blankenburg, C Luca Del Bel Belluz, G Jet Greaves, D David Jiricek, RW James Malatesta and LW Mikael Pyyhtia to Cleveland (AHL).

2023-24 CBJ PERSONNEL



FORWARDS (23)		HT.	WT.	DOB	BIRTHPLACE	SHOT	'23-24 CLUB	LEAGUE	GP	G	A	PTS.	+/-	PIM
39	Angle, Tyler *	5-10	176	9-30-00	Niagara Falls, Ontario	L	Columbus	NHL	2	0	0	0	-1	0
							Cleveland	AHL	40	8	8	16	-11	22
45	Brindley, Gavin *	5-9	168	10-5-04	Estero, Florida	R	Michigan	NCAA	40	25	28	53	17	28
							Columbus	NHL	1	0	0	0	0	0
37	Butler, Cameron *	6-4	220	6-9-02	Ottawa, Ontario	R	Columbus	NHL	1	0	0	0	0	0
							Cleveland	AHL	51	2	6	8	-10	71
59	Chinakhov, Yegor	6-1	208	2-1-01	Omsk, Russia	L	Columbus	NHL	53	16	13	29	-3	6
							Cleveland	AHL	3	3	1	4	0	2
17	Danforth, Justin	5-8	188	3-15-93	Oshawa, Ontario	R	Columbus	NHL	71	10	16	26	-10	26
65	Del Bel Belluz, Luca *	6-1	184	11-10-03	Woodbridge, Ontario	L	Columbus	NHL	1	1	0	1	1	0
							Cleveland	AHL	58	9	22	31	-2	12
11	Fantilli, Adam *	6-2	194	10-12-04	Nobleton, Ontario	L	Columbus	NHL	49	12	15	27	-21	16
64	Fix-Wolansky, Trey	5-7	196	5-26-99	Edmonton, Alberta	R	Columbus	NHL	11	2	1	3	0	2
							Cleveland	AHL	58	26	34	60	17	48
13	Gaudreau, Johnny	5-9	163	8-13-93	Salem, New Jersey	L	Columbus	NHL	81	12	48	60	-27	22
16	Gaunce, Brendan	6-3	220	3-25-94	Sudbury, Ontario	L	Columbus	NHL	24	2	2	4	-7	6
							Cleveland	AHL	46	19	20	39	7	37
38	Jenner, Boone	6-2	208	6-15-93	Dorchester, Ontario	L	Columbus	NHL	58	22	13	35	-8	28
91	Johnson, Kent	6-0	178	10-18-02	Port Moody, British Columbia	L	Columbus	NHL	42	6	10	16	-2	10
							Cleveland	AHL	10	5	10	15	5	0
7	Kuraly, Sean	6-2	215	1-20-93	Niagara Falls, New York	L	Columbus	NHL	62	9	9	18	-5	40
29	Laine, Patrik	6-5	215	4-19-98	Tampere, Finland	R	Columbus	NHL	18	6	3	9	-10	6
67	Malatesta, James *	5-9	198	5-31-03	Pointe Claire, Quebec	L	Columbus	NHL	11	2	2	4	-1	5
							Cleveland	AHL	56	12	10	22	-4	79
86	Marchenko, Kirill	6-3	195	7-21-00	Barnaul, Russia	R	Columbus	NHL	78	23	19	42	-5	14
55	Meyer, Carson	5-11	193	8-18-97	Powell, Ohio	R	Columbus	NHL	14	1	1	2	-2	2
							Cleveland	AHL	55	22	15	37	-1	65
92	Nylander, Alex	6-1	192	3-2-98	Calgary, Alberta	R	Pittsburgh	NHL	5	0	0	0	0	0
							WB/Scranton	AHL	43	17	15	32	1	6
							Columbus	NHL	23	11	4	15	-1	6
24	Olivier, Mathieu	6-1	222	2-11-97	Biloxi, Mississippi	R	Columbus	NHL	54	5	7	12	-4	70
82	Pyhtia, Mikael *	6-0	174	12-17-01	Turku, Finland	L	Columbus	NHL	17	0	2	2	-5	0
							Cleveland	AHL	60	7	21	28	-1	6
4	Sillinger, Cole	6-1	199	5-16-03	Columbus, Ohio	L	Columbus	NHL	77	13	19	32	-4	46
42	Texier, Alexandre	6-1	201	9-13-99	Grenoble, France	L	Columbus	NHL	78	12	18	30	-5	38
10	Voronkov, Dmitri *	6-5	240	9-10-00	Angarsk, Russia	L	Columbus	NHL	75	18	16	34	-6	52
							Cleveland	AHL	4	0	1	1	-1	2

DEFENSE (9)		HT.	WT.	DOB	BIRTHPLACE	SHOT	'23-24 CLUB	LEAGUE	GP	G	A	PTS.	+/-	PIM
22	Bean, Jake	6-1	191	6-9-98	Calgary, Alberta	L	Columbus	NHL	72	4	9	13	-10	32
77	Blankenburg, Nick	5-9	180	5-12-98	Washington, Michigan	R	Columbus	NHL	12	1	0	1	1	4
							Cleveland	AHL	24	3	10	13	7	22
27	Boqvist, Adam	6-0	189	8-15-00	Falun, Sweden	R	Columbus	NHL	35	1	9	10	-8	0
23	Christiansen, Jake	6-0	196	9-12-99	West Vancouver, British Columbia	L	Columbus	NHL	12	0	2	2	-5	2
							Cleveland	AHL	62	13	33	46	8	34
44	Gudbranson, Erik	6-5	222	1-7-92	Ottawa, Ontario	R	Columbus	NHL	78	6	20	26	-14	74
55	Jiricek, David *	6-4	207	11-28-03	Klatovy, Czechia	R	Columbus	NHL	43	1	9	10	-4	22
							Cleveland	AHL	29	7	12	19	-16	21
9	Provorov, Ivan	6-1	220	1-13-97	Yaroslavl, Russia	L	Columbus	NHL	82	5	27	32	-11	20
78	Severson, Damon	6-2	202	8-7-94	Melville, Manitoba	R	Columbus	NHL	67	9	19	28	-10	51
8	Werenski, Zach	6-2	219	7-19-97	Grosse Pointe, Michigan	L	Columbus	NHL	70	11	46	57	0	22

GOALTENDERS (4)		HT.	WT.	DOB	BIRTHPLACE	CATCH	'23-24 CLUB	LEAGUE	GP	MIN	W-L-OT	GAA	SV%
73	Greaves, Jef *	6-0	191	3-30-01	Cambridge, Ontario	L	Columbus	NHL	9	516	3-6-0	3.49	.908
							Cleveland	AHL	46	2,684	30-12-4	2.93	.910
90	Merzlikins, Elvis	6-3	184	4-13-94	Riga, Latvia	L	Columbus	NHL	41	2,259	13-17-8	3.45	.897
32	Subban, Malcolm	6-2	217	12-21-93	Toronto, Ontario	L	Springfield	AHL	35	1,979	11-17-4	3.12	.901
							Columbus	NHL	1	60	0-1-0	3.00	.914
							Cleveland	AHL	4	224	0-3-0	4.56	.853
40	Tarasov, Daniil *	6-5	201	3-27-99	Novokuznetsk, Russia	L	Columbus	NHL	24	1,376	8-11-3	3.18	.908
							Cleveland	AHL	4	210	2-1-0	2.57	.915

NUMERICAL ROSTER

4	Cole Sillinger	C	27	Adam Boqvist	D	65	Luca Del Bel Belluz	C
7	Sean Kuraly	C	29	Patrik Laine	LW/RW	67	James Malatesta	LW
8	Zach Werenski	D	32	Malcolm Subban	G	72	Carson Meyer	RW
9	Ivan Provorov	D	37	Cameron Butler	RW	73	Jef Greaves	G
10	Dmitri Voronkov	C/LW	38	Boone Jenner	C	77	Nick Blankenburg	D
11	Adam Fantilli	C	39	Tyler Angle	LW	78	Damon Severson	D
13	Johnny Gaudreau	LW	40	Daniil Tarasov	G	82	Mikael Pyhtia	LW
16	Brendan Gaunce	C	42	Alexandre Texier	F	86	Kirill Marchenko	RW
17	Justin Danforth	RW	44	Erik Gudbranson	D	90	Elvis Merzlikins	G
22	Jake Bean	D	45	Gavin Brindley	RW	91	Kent Johnson	C/LW
23	Jake Christiansen	D	55	David Jiricek	D	92	Alex Nylander	LW/RW
24	Mathieu Olivier	RW	64	Trey Fix-Wolansky	RW			



22 JAKE BEAN

POSITION: Defense

SHOT: Left

HEIGHT: 6'1"

WEIGHT: 191

BORN: June 9, 1998

BIRTHPLACE: Calgary, Alberta

RESIDES: Calgary, Alberta

[Jakedbean_2](#)

NHL YEAR: 5th

CBJ YEAR: 3rd

CONTRACT STATUS: Signed Through 2023-24 (RFA)

2023-24 STATISTICS

GP	G	A	PTS	+/-	PIM	PP	SH	GW	SHOTS	SPCT.	TOI	HITS	GVA	TKA	BKSHOTS
72	4	9	13	-10	32	0	0	0	76	5.3	16:20	28	15	25	110

Games lost to injury: 6... **Multi-point (goal) games:** 0 (0)... **Most Points:** 1 (13x) - Apr. 1 vs. Colorado, most recent... **Most Goals:** 1 (4x) - Jan. 27 at Vancouver, most recent... **Most Assists:** 1 (9x) - Apr. 1 vs. Colorado, most recent... **Most PIM:** 6 - Nov. 4 at Washington... **Most Shots:** 5 - Dec. 27 at New Jersey... **TOI:** 22:06 - Dec. 29 vs. Toronto.

2023-24 SEASON

- ★ Set a career high in games played and penalty minutes
- ★ Missed final six games of season with a broken hand suffered on Apr. 4 vs. the NY Islanders
- ★ Collected 2-2-4 in six games from Dec. 27-Jan. 6
- ★ Skated in 100th career Blue Jackets game on Nov. 22 vs. Chicago

CAREER HIGHLIGHTS

- ★ Missed the final 68 games of the 2022-23 season due to a shoulder injury suffered on Nov. 15 vs. Philadelphia
- ★ Set single-season career highs in goals, assists, points and games played in first season as a Blue Jacket with 7-18-25 in 67 contests in 2021-22
- ★ Ranked second among NHL rookie blueliners in assists (tied) and power play points (five) and third-T in points with 1-11-12 in 42 games with Carolina in 2020-21
- ★ Registered 10-38-48 in 59 AHL games with Charlotte in 2019-20 and won the Eddie Shore Award as AHL Defenseman of the Year and was named to the AHL First All-Star Team after leading league defensemen in points and finishing fourth-T in the AHL in assists
- ★ Was named the Checkers team MVP and Defenseman of the Year in 2019-20 after leading the team in assists and points
- ★ Appeared in two NHL games with Carolina in 2018-19, including his NHL debut on Nov. 27 at Montreal

- ★ Named to the AHL All-Rookie Team in 2018-19 after leading league rookie blueliners in goals and ranking second in assists (tied) and points with 14-31-44 in 70 games
- ★ Tied the Checkers franchise single-season record for goals by a defenseman and finished third-T all-time in points in 2018-19
- ★ Helped the Checkers capture the 2019 Calder Cup for the first time in franchise history
- ★ Joined Charlotte (AHL) at the conclusion of the 2017-18 campaign and made his pro. debut in Game 3 of the second-round playoff series on May 8 vs. Lehigh Valley
- ★ Ranked fifth-T in the WHL in playoff assists in 2018 with 1-17-18 in 14 contests
- ★ Led Calgary Hitmen defensemen and was fifth among team skaters in points with 8-37-45 in 2016-17, despite missing 29 games due to injury and his participation in the 2017 IIHF World Junior Championships
- ★ Led all WHL defensemen in goals (24), power-play goals (12) and game-winning goals (6) and ranked sixth in points (64) with Calgary in 2015-16
- ★ Set a Hitmen record for scoring by a rookie defenseman with 5-34-39 in 2014-15
- ★ Finished third among WHL rookie blueliners in points in 2014-15
- ★ **DRAFTED:** Carolina's first round pick, 13th overall, at the 2016 NHL Draft
- ★ **ACQUIRED:** Acquired by Columbus from Carolina in exchange for a second round pick in the 2021 NHL Draft on July 23, 2021

PLAYERS

CAREER RECORD

REGULAR SEASON

PLAYOFFS

YEAR	TEAM	LEAGUE	GP	TOI	G	A	PTS	+/-	PIM	PP	SH	GW	S	S%	GP	G	A	PTS	PIM
2014-15	Calgary	WHL	51	n/a	5	34	39	20	2	3	0	2	n/a	n/a	7	2	4	6	0
2015-16	Calgary	WHL	68	n/a	24	40	64	8	28	12	1	6	n/a	n/a	5	0	2	2	2
2016-17	Calgary	WHL	43	n/a	8	37	45	-2	14	5	0	0	n/a	n/a	4	0	2	2	0
2017-18	Charlotte	AHL	0	n/a	0	0	0	0	0	0	0	0	0	0	1	0	0	0	0
	Calgary	WHL	25	n/a	5	22	27	-12	12	2	0	0	n/a	n/a
	Tri-City	WHL	32	n/a	7	14	21	5	10	2	0	0	n/a	n/a	14	1	17	18	2
2018-19	Carolina	NHL	2	8:28	0	0	0	0	2	0	0	0	1	0.0
	Charlotte	AHL	70	n/a	13	31	44	17	26	4	0	3	165	7.9	15	1	4	5	10
2019-20	Charlotte	AHL	59	n/a	10	38	48	-6	34	3	0	0	142	7.0
2020-21	Carolina	NHL	42	14:32	1	11	12	-2	10	1	0	0	55	1.8	11	1	0	1	4
2021-22	Columbus	NHL	67	20:34	7	18	25	-5	26	0	0	2	90	7.8
2022-23	Columbus	NHL	14	15:42	1	5	6	-2	6	0	0	0	16	6.3
2023-24	Columbus	NHL	72	16:20	4	9	13	-10	32	0	0	0	76	5.3
CBJ TOTALS			153	18:08	12	32	44	-17	64	0	0	2	182	6.6
NHL TOTALS			197	17:16	13	43	56	-19	76	1	0	2	238	5.5	11	1	0	1	4
AHL TOTALS			129	...	23	69	92	11	60	7	0	3	307	7.5	16	1	4	5	10
WHL TOTALS			219	...	49	147	196	19	66	24	1	8	30	3	25	28	4



27 ADAM BOQVIST

POSITION: Defense

SHOT: Right

HEIGHT: 6'0"

WEIGHT: 189

BORN: August 15, 2000

BIRTHPLACE: Falun, Sweden

RESIDES: Falun, Sweden

[X @BoqvistAdam](#)

[AdamBoqvist](#)

NHL YEAR: 5th

CBJ YEAR: 3rd

CONTRACT STATUS: Signed Through 2024-25 (RFA)

2023-24 STATISTICS

GP	G	A	PTS	+/-	PIM	PP	SH	GW	SHOTS	SPCT.	TOI	HITS	GVA	TKA	BKSHOTS
35	1	9	10	-8	0	0	0	0	45	2.2	18:17	11	16	7	42

Games lost to injury: 32... **Multi-point (goal) games:** 2 (0)... **Most Points:** 2 (2x) - Jan. 6 vs. Minnesota, most recent... **Most Goals:** 1 - Feb. 20 at Los Angeles... **Most Assists:** 2 (2x) - Jan. 6 vs. Minnesota, most recent... **Most PIM:** 0... **Most Shots:** 4 - Mar. 5 at Pittsburgh... **TOI:** 25:13 - Dec. 5 vs. Los Angeles

2023-24 SEASON

- ★ Missed 32 games due to injuries, including 13 from Dec. 7-Jan. 6 with a shoulder strain and the final 16 contests with an upper body injury suffered on Mar. 14 vs. Ottawa
- ★ Played in his 200th career NHL game on Feb. 23 vs. Buffalo
- ★ Recorded 0-5-5 in five games played from Dec. 5-Jan. 15
- ★ Skated in his 100th career Blue Jackets game on Oct. 16 vs. Detroit

CAREER HIGHLIGHTS

- ★ Set single-season career highs in assists, points and time on ice with 5-19-24 and 18:38 TOI in 46 games with Columbus in 2022-23, leading club defensemen in assists and points
- ★ Set career highs in goals and became the sixth blueliner in Columbus history to record double-digit goals in a season with 11-11-22 and 17:03 TOI in 52 games in 2021-22
- ★ Made his Blue Jackets debut on Oct. 14, 2021 vs. Arizona and tallied his first point with a goal on Nov. 15, 2021 vs. Detroit (Thomas Greiss)
- ★ Set career high in assists with 2-14-16 in 35 games with Chicago in 2020-21
- ★ Led Blackhawks defensemen in assists and points and finished fifth on the club in assists in 2020-21
- ★ Split the 2019-20 season between Chicago and the Rockford IceHogs of the American Hockey League
- ★ Skated in 41 games with the Blackhawks, tallying 4-9-13 in 2019-20

- ★ Made his NHL debut on Nov. 2, 2019 at Los Angeles and scored his first career goal one day later at Anaheim (Ryan Miller), becoming the third-youngest defenseman to ever score a goal in a Blackhawks sweater
- ★ Made his North American pro hockey debut with the IceHogs on Oct. 4, 2019 at Iowa
- ★ Posted 20-40-60 in 54 regular-season games in his lone OHL season with the London Knights in 2018-19
- ★ Named to the OHL Second All-Star Team after ranking third among OHL defensemen in goals and seventh in points in 2018-19
- ★ Tied for first among OHL defensemen in playoff goals with 10 in 2019
- ★ Spent time with Brynäs IF in the Swedish Hockey League and Almtuna IS in Allsvenskan in 2017-18, notching an assist in 15 SHL games with Brynäs
- ★ Tallied 14-10-24 in 25 SuperElit games with Brynäs Jr in 2017-18
- ★ Helped Sweden win a bronze medal at the 2018 U18 IIHF World Championships with 3-3-6 in six games
- ★ Named the tournament's Best Defensemen after leading tournament blueliners in goals and points
- ★ Spent time with Brynäs IF J20 in the SuperElit League and Brynäs IF J18 in the J18 Allsvenskan and J18 Elit League in 2016-17
- ★ **DRAFTED:** Chicago's first round pick, eighth overall, at the 2018 NHL Draft
- ★ **ACQUIRED:** Acquired by Columbus from Chicago with first and second round picks in the 2021 NHL Draft and a first round pick in the 2022 or 2023 NHL Draft for D Seth Jones, a first round pick in the 2021 NHL Draft and a sixth round pick in the 2022 NHL Draft on July 23, 2021

CAREER RECORD

REGULAR SEASON

PLAYOFFS

YEAR	TEAM	LEAGUE	GP	TOI	G	A	PTS	+/-	PIM	PP	SH	GW	S	S%	GP	G	A	PTS	PIM
2016-17	Brynäs IF J20	SuperElit	18	n/a	4	12	16	1	10	n/a	n/a	n/a	n/a	n/a	2	0	0	0	0
2017-18	Brynäs IF J20	SuperElit	25	n/a	14	10	24	6	18	n/a	n/a	n/a	n/a	n/a	3	3	2	5	29
	Brynäs IF	SHL	15	7:27	0	0	1	-7	4	0	0	0	4	0.0	3	0	0	0	0
	Almtuna IS	HockeyAllsvenskan	7	14:16	0	2	2	1	2	0	0	0	14	0.0
2018-19	London	OHL	54	n/a	20	40	60	12	12	8	0	4	149	13.4	11	10	3	13	6
2019-20	Chicago	NHL	41	16:13	4	9	13	-3	6	0	0	1	50	8.0	8	0	0	0	4
	Rockford	AHL	15	n/a	1	5	6	2	10	1	0	0	28	3.6
2020-21	Chicago	NHL	35	16:59	2	14	16	-7	14	1	0	0	39	5.1
2021-22	Columbus	NHL	52	17:03	11	11	22	-11	12	3	0	1	64	17.2
2022-23	Columbus	NHL	46	18:38	5	19	24	-12	8	0	0	1	68	7.4
2023-24	Columbus	NHL	35	18:17	1	9	10	-8	0	0	0	0	45	2.2
CBJ TOTALS			133	17:55	17	39	56	-31	20	3	0	2	177	9.6
NHL TOTALS			209	17:26	23	62	85	-41	40	4	0	3	266	8.7	8	0	0	0	4
SHL TOTALS			15	7:27	0	1	1	-7	4	0	0	0	4	0.0	3	0	0	0	0
HOCKEYALLSVENSKAN			7	14:16	0	2	2	1	2	0	0	0	14	0.0
AHL TOTALS			15	...	1	5	6	2	10	1	0	0	28	3.6
OHL TOTALS			54	...	20	40	60	12	12	8	0	4	149	13.4	11	10	3	13	6
SUPERELIT TOTALS			43	...	18	22	40	7	28	5	3	2	5	29



59 YEGOR CHINAKHOV

POSITION: Right Wing

SHOT: Left

HEIGHT: 6'1"

WEIGHT: 208

BORN: February 1, 2001

BIRTHPLACE: Omsk, Russia

RESIDES: Omsk, Russia

[X @EgorChinakhov](#)

[@chinakhov_59](#)

NHL YEAR: 3rd

CBJ YEAR: 3rd

CONTRACT STATUS: Signed Through 2023-24 (RFA)

2023-24 STATISTICS

GP	G	A	PTS	+/-	PIM	PP	SH	GW	SHOTS	SPCT.	TOI	HITS	GVA	TKA	BKSHOTS
53	16	13	29	-3	6	1	0	3	110	14.6	15:10	43	7	28	28

Games lost to injury: 24... **Multi-point (goal) games:** 7 (2)... **Most Points:** 3 - Dec. 8 vs. St. Louis... **Most Goals:** 2 (2x) - Jan. 28 at Seattle, most recent... **Most Assists:** 2 (2x) - Feb. 17 at San Jose, most recent... **Most PIM:** 2 (3x) - Dec. 27 at New Jersey, most recent... **Most Shots:** 7 - Jan. 15 vs. Vancouver... **TOI:** 21:59 - Jan. 15 vs. Vancouver.

2023-24 SEASON

- ★ Set single-season career highs in goals, assists, points and time on ice
- ★ Collected 5-5-10 in 18 games prior to missing the final 17 games of the season with an upper body injury suffered on Mar. 14 vs. Ottawa
- ★ Recorded points in a career-high six consecutive games from Dec. 8-21 (6-4-10)
- ★ Tallied his first career three-point game with 2-1-3 on Dec. 8 vs. St. Louis
- ★ Played in his 100th career NHL game on Nov. 19 at Philadelphia

CAREER HIGHLIGHTS

- ★ Set single-season career highs in assists and time on ice with 4-9-13 and 13:15 TOI in 30 contests with Columbus in 2022-23
- ★ Finished the 2022-23 campaign with Cleveland (AHL), posting 3-5-8 and three power play goals in seven contests
- ★ Collected 7-7-14 with four multi-point games in 62 games in his first NHL campaign with Columbus in 2021-22
- ★ Made his NHL debut on Oct. 19, 2021 at Detroit and notched his first career NHL goal on Nov. 15, 2021 vs. Detroit (Thomas Greiss)
- ★ Made his Kontinental Hockey League debut with Avangard Omsk, recording 10-7-17 in 32 regular season games in 2020-21
- ★ Captured the KHL's Rookie of the Year Award in 2020-21

- ★ Led all KHL players 20 years or younger in points-per-game (.53) and goals (tied) and ranked second in assists (tied) and points in 2020-21
- ★ Finished third-T on the club in playoff goals with 5-2-7 and 24 penalty minutes in 21 games to help Avangard win the Gagarin Cup for the first time in franchise history in 2020-21
- ★ Skated for Russia at the 2021 IIHF World Junior Championships
- ★ Made his pro debut, collecting 2-1-3 in two games with Izhstal Izhevsk of Russia's second league (VHL) in 2019-20
- ★ Registered 27-42-69 with a +32 plus/minus rating in 56 games with Omskie Yasterby of Russia's junior league in 2019-20
- ★ Finished second in the league in assists, fifth in points and ranked second on his team in goals in 2019-20
- ★ Tallied 8-8-16 with 13 penalty minutes in 37 outings with Omskie Yasterby (MHL) in 2018-19
- ★ Added 7-8-15 in eight games with Yastreby Omsk in Russia's U18 league in 2018-19
- ★ Made his junior league debut with Omskie Yasterby and recorded 1-4-5 with a +7 plus/minus rating in 4 games in 2017-18
- ★ Helped Russia win a bronze medal at the 2018 Hlinka Memorial tournament and a silver medal at the 2019 IIHF U18 World Championships
- ★ **DRAFTED:** Columbus' first round pick, 21st overall, at the 2020 NHL Draft

CAREER RECORD

REGULAR SEASON

PLAYOFFS

YEAR	TEAM	LEAGUE	GP	TOI	G	A	PTS	+/-	PIM	PP	SH	GW	S	S%	GP	G	A	PTS	PIM
2017-18	Omskie Yastreby	MHL	4	14:09	1	4	5	7	2	0	0	0	11	9.1
2018-19	Omskie Yastreby	MHL	37	14:18	8	8	16	13	4	0	0	1	86	9.3	7	1	1	2	27
	Yastreby U18	Russia U18	8	n/a	7	8	15	9	0	n/a	n/a	n/a	n/a	n/a
2019-20	Izhstal Izhevsk	VHL	2	13:18	2	1	3	3	0	0	0	1	5	40.0
	Omskie Yastreby	MHL	56	19:53	27	42	69	32	16	6	3	5	200	13.5	4	1	0	1	2
2020-21	Avangard Omsk	KHL	32	14:00	10	7	17	-2	6	6	0	2	60	16.7	21	5	2	7	24
2021-22	Columbus	NHL	62	12:30	7	7	14	-27	16	1	0	1	98	7.1
	Cleveland	AHL	1	n/a	1	0	1	0	0	0	0	0	1	100.0
2022-23	Columbus	NHL	30	13:15	4	9	13	-6	10	1	0	0	44	9.1
	Cleveland	AHL	7	n/a	3	5	8	4	0	3	0	0	27	11.1
2023-24	Columbus	NHL	53	15:10	16	13	29	-3	6	1	0	3	110	14.6
	Cleveland	AHL	3	n/a	3	1	4	0	2	3	0	0	10	30.0
CBJ/NHL TOTALS			145	13:38	27	29	56	-36	32	3	0	4	252	10.7
KHL TOTALS			32	14:00	10	7	17	-2	6	6	0	2	60	16.7	21	5	2	7	24
AHL TOTALS			11	...	7	6	13	4	2	6	0	0	38	18.4
VHL TOTALS			2	13:18	2	1	3	3	0	0	0	1	5	40.0
MHL TOTALS			97	17:31	36	54	90	52	22	6	3	6	297	12.1	11	2	1	3	29

PLAYERS



17 JUSTIN DANFORTH

POSITION: Right Wing
SHOT: Right
HEIGHT: 5'8"
WEIGHT: 188

BORN: March 15, 1993
BIRTHPLACE: Oshawa, Ontario
RESIDES: Bowmanville, Ontario

[@Danforth17](#) [Danforth17](#)

NHL YEAR: 3rd

CBJ YEAR: 3rd

CONTRACT STATUS: Signed Through 2024-25 (UFA)

2023-24 STATISTICS

GP	G	A	PTS	+/-	PIM	PP	SH	GW	SHOTS	SPCT.	TOI	HITS	GVA	TKA	BKSHOTS
71	10	16	26	-10	26	0	0	1	86	11.6	14:16	109	12	27	46

Games lost to injury: 11... **Multi-point (goal) games:** 3 (0)... **Most Points:** 3 - Apr. 13 at Nashville... **Most Goals:** 1 (10x) - Mar. 4 vs. Vegas, most recent... **Most Assists:** 3 - Apr. 13 at Nashville... **Most PIM:** 10 - Dec. 10 vs. Florida... **Most Shots:** 5 (2x) - Jan. 19 vs. New Jersey, most recent... **TOI:** 22:39 - Dec. 8 vs. St. Louis.

2023-24 SEASON

- ★ Set single-season career highs in goals (tied), assists, points and games played
- ★ Collected first career three-assist/point game on Apr. 13 at Nashville
- ★ Totaled 3-4-7 in 10 games from Dec. 8-30, including points in a career-high four-straight games from Dec. 23-30 (2-2-4)
- ★ Skated in his 100th career NHL game on Jan. 28 at Seattle

CAREER HIGHLIGHTS

- ★ Missed the final 76 games of the 2022-23 campaign due to a shoulder injury suffered on Oct. 22 vs. Pittsburgh
- ★ Named the Blue Jackets' nominee for the Bill Masterton Memorial Trophy by the Columbus chapter of the Professional Hockey Writers Association in 2021-22
- ★ Collected 10-4-14 in 45 games in his first NHL campaign with Columbus in 2021-22
- ★ Made his NHL debut on Nov. 15, 2021 vs. Detroit and notched his first career point and NHL goal three days later at Arizona (Scott Wedgewood)
- ★ Posted 23-32-55 with 50 penalty minutes, 12 power play goals and a +3 plus/minus rating in 58 games with Vityaz Podolsk in the Kontinental Hockey League in 2020-21
- ★ Ranked fifth-T in the KHL in power play goals, sixth in points, seventh-T in goals and 11th-T in assists, leading his team in each category in 2020-21
- ★ Helped Canada win a gold medal at the 2021 IIHF World Championships
- ★ Tallied 27-33-60 in 56 appearances with Lukko (Liiga) in 2019-20
- ★ Awarded the league's Veli-Pekka Ketola Trophy for Most Points, SM-Liiga Golden Helmet for top scorer and the Lasse Oksanen Award for Best Player in 2019-20

- ★ Named to the SM-liiga All-Star Team, led the Liiga in points and ranked second in goals and fourth-T in assists in 2019-20
- ★ Recorded 18-34-52 in 59 games with Lukko (Liiga) in 2018-19 and ranked fifth in the league in points and sixth in assists
- ★ Skated in 15 AHL games in 2017-18 with Rochester, posting 2-3-5
- ★ Awarded the John A. Daley Trophy as ECHL Rookie of the Year and named to the league's All-Rookie Team and the Second All-Star Team after posting 28-31-59 in 44 contests with Cincinnati in 2017-18
- ★ Made his pro debut at the end of the 2016-17 campaign, suiting up for Reading (ECHL), Bridgeport (AHL) and Rochester (AHL)
- ★ Named to the AHA First All-Star Team in 2016-17 after registering 10-22-32 in 37 games in his senior campaign at Sacred Heart University
- ★ Tallied collegiate career highs in goals and points and led Sacred Heart in 2015-16 in both categories with 20-21-41 in 36 games
- ★ Named to the AHA Second All-Conference Team in 2015-16
- ★ Ranked second-T in assists, fourth-T in points and sixth-T in goals for Sacred Heart in 2014-15, recording 7-15-22 in 38 games
- ★ Awarded AHA Rookie of the Year and named to the league's All-Rookie Team in 2013-14 after tallying 5-24-29 in 36 games for Sacred Heart
- ★ Led Sacred Heart in assists and points in 2013-14

- ★ **DRAFTED:** Undrafted
- ★ **ACQUIRED:** Signed a one-year contract as a free agent with Columbus on May 3, 2021

CAREER RECORD

REGULAR SEASON

PLAYOFFS

YEAR	TEAM	LEAGUE	GP	TOI	G	A	PTS	+/-	PIM	PP	SH	GW	S	S%	GP	G	A	PTS	PIM
2016-17	Bridgeport	AHL	1	n/a	0	0	0	0	0	0	0	0	0	0.0
	Rochester	AHL	5	n/a	2	0	2	1	4	0	0	0	11	0.0
	Reading	ECHL	3	n/a	1	2	3	-1	2	0	1	0	6	16.7
2017-18	Rochester	AHL	15	n/a	2	3	5	1	12	0	0	1	18	11.1
	Cincinnati	ECHL	44	n/a	28	31	59	26	40	8	1	5	164	17.1	2	0	0	0	4
2018-19	Lukko	Liiga	59	19:46	18	34	52	7	73	5	2	2	256	7.0	7	2	2	4	0
2019-20	Lukko	Liiga	56	20:38	27	33	60	26	26	5	2	5	278	9.7
2020-21	Vityaz Podolsk	KHL	58	20:38	23	32	55	3	50	12	1	4	180	12.8
2021-22	Columbus	NHL	45	12:34	10	4	14	-5	10	0	0	1	72	13.9
	Cleveland	AHL	8	n/a	2	3	5	-6	0	1	0	0	16	12.5
2022-23	Columbus	NHL	6	13:23	2	1	3	-3	4	0	0	0	10	20.0
2023-24	Columbus	NHL	71	14:16	10	16	26	-10	26	0	0	1	86	11.6
CBJ/NHL TOTALS			122	13:36	22	21	43	-18	40	0	0	2	168	13.1
KHL TOTALS			58	20:38	23	32	55	3	50	12	1	4	180	12.8
LIIGA TOTALS			115	20:11	45	67	112	33	99	10	4	7	534	8.4	7	2	2	4	0
AHL TOTALS			29	...	6	6	12	-4	16	1	0	1	45	13.3
ECHL TOTALS			47	...	29	33	62	25	42	8	2	5	200	14.5	2	0	0	0	4
NCAA TOTALS			147	...	42	82	124	-11	125	9	4	7	527	8.0

PLAYERS



11 ADAM FANTILLI

POSITION: Center
SHOT: Left
HEIGHT: 6'2"
WEIGHT: 194

BORN: October 12, 2004
BIRTHPLACE: Nobleton, Ontario
RESIDES: Nobleton, Ontario

[X @AdamFantilli](#) [@AdamFantilli](#)

NHL YEAR: 1st

CBJ YEAR: 1st

CONTRACT STATUS: Signed Through 2025-26 (RFA)

2023-24 STATISTICS

GP	G	A	PTS	+/-	PIM	PP	SH	GW	SHOTS	SPCT.	TOI	HITS	GVA	TKA	BKSHOTS
49	12	15	27	-21	16	1	0	1	115	10.4	15:43	63	15	18	25

Games lost to injury: 33... **Multi-point (goal) games:** 4 (1)... **Most Points:** 3 - Dec. 7 at NY Islanders... **Most Goals:** 2 - Dec. 7 at NY Islanders... **Most Assists:** 1 (15x) - Jan. 25 at Calgary, most recent... **Most PIM:** 4 - Dec. 23 vs. Toronto... **Most Shots:** 10 - Nov. 16 vs. Arizona... **TOI:** 21:12 - Jan. 6 vs. Minnesota.

2023-24 SEASON

- ★ Missed final 33 games of the season due to a calf laceration suffered on Jan. 28 at Seattle
- ★ Ranked third-T among NHL rookies in goals, fourth in points and sixth-T in assists at time of injury
- ★ Set CBJ rookie record for the month of December in goals and points with 7-6-13 in 14 contests
- ★ Notched his first career goal on Oct. 21 at Minnesota (Filip Gustavsson) and recorded his first career multi-point game three days later vs. Anaheim (1-1-2)
- ★ Collected an assist in his NHL debut on Oct. 12 vs. Philadelphia

- ★ Led the USHL in shots on goal and ranked third in goals and seventh in points in 2021-22
- ★ Posted 1-5-6 in four contests for Canada at the 2022 IIHF U18 World Championships
- ★ Helped the Steel capture the Clark Cup championship with 18-18-36 in 49 games in 2020-21
- ★ Named the 2021 Clark Cup Most Valuable Player after recording 8-1-9 in eight play-off contests
- ★ Finished fourth-T among USHL rookies in goals and sixth-T in points and was named to the USHL Second-Team All-Rookie Team in 2020-21

★ **DRAFTED:** Columbus' first round pick, third overall, at the 2023 NHL Draft

CAREER HIGHLIGHTS

- ★ Recorded 30-35-65 with 10 power play goals, four GWG, 145 shots on goal and a +31 plus/minus rating in 36 games as a freshman at the University of Michigan in 2022-23
- ★ Became the third freshman in NCAA history to win the Hobey Baker Award as the NCAA's top collegiate player, joining Paul Kariya (1993 with Maine) and Jack Eichel (2015 with Boston University) in 2022-23
- ★ Led all NCAA players in goals, points, points-per-game (1.81), goals-per-game (0.83) and assists-per-game (tied, 0.97) in 2022-23
- ★ Named the NCAA Top Collegiate Rookie (Tim Taylor Award) and the Big Ten Freshman of the Year after leading Michigan to the Big Ten Championships in 2022-23
- ★ Also named to the NCAA First All-American Team, the First-Team All-Big Ten and the Big Ten All-Freshman Team in 2022-23
- ★ Helped Canada capture a gold medal at the 2023 IIHF World Championships (1-2-3 in 10 GP) and 2023 IIHF World Junior Championships (2-3-5 in 7 GP)
- ★ Named to the First All-USHL Team in 2021-22 after leading the Chicago Steel in goals with 37-37-74 and 289 shots on goal in 54 games

CAREER RECORD

REGULAR SEASON

PLAYOFFS

YEAR	TEAM	LEAGUE	GP	TOI	G	A	PTS	+/-	PIM	PP	SH	GW	S	S%	GP	G	A	PTS	PIM
2020-21	Chicago	USHL	49	n/a	18	18	36	17	22	3	0	2	117	15.4	8	8	1	9	2
2021-22	Chicago	USHL	54	n/a	37	37	74	13	93	13	5	10	289	12.8	3	0	1	1	2
2022-23	Michigan	Big Ten	36	n/a	30	35	65	31	67	1	0	0	142	21.1
2023-24	Columbus	NHL	49	15:43	12	15	27	-21	16	1	0	1	115	10.4
CBJ/NHL TOTALS			49	15:43	12	15	27	-21	16	1	0	1	115	10.4
NCAA TOTALS			36	...	30	35	65	31	67	1	0	0	142	21.1
USHL TOTALS			103	...	55	55	110	30	115	16	5	12	406	13.5	11	8	2	10	4

PLAYERS



13 JOHNNY GAUDREAU

POSITION: Left Wing

SHOT: Left

HEIGHT: 5'9"

WEIGHT: 163

BORN: August 13, 1993

BIRTHPLACE: Salem, New Jersey

RESIDES: Avalon, New Jersey

JohnGaudreau03

NHL YEAR: 11th

CBJ YEAR: 2nd

CONTRACT STATUS: Signed Through 2028-29 (UFA)

2023-24 STATISTICS

GP	G	A	PTS	+/-	PIM	PP	SH	GW	SHOTS	SPCT.	TOI	HITS	GVA	TKA	BKSHOTS
81	12	48	60	-27	22	1	0	3	160	7.5	18:49	2	40	34	23

Games lost to injury: 1... **Multi-point (goal) games:** 15 (0)... **Most Points:** 3 (4x) - Mar. 16 vs. San Jose, most recent... **Most Goals:** 1 (12x) - Apr. 16 vs. Carolina, most recent... **Most Assists:** 13 (2x) - Apr. 6 vs. Philadelphia, most recent... **Most PIM:** 10 - Mar. 19 at Detroit... **Most Shots:** 7 - Oct. 21 at Minnesota... **TOI:** 24:28 - Mar. 30 vs. Pittsburgh.

2023-24 SEASON

- ★ Led the club in assists, points, multi-assists and multi-point efforts with 12-48-60, 13 multi-assist and 15 multi-point contests in 81 outings
- ★ Totaled 5-26-31 in the final 34 games of the season
- ★ Registered his 100th CBJ assist on Apr. 6 vs. Philadelphia (2nd of game) and 500th career NHL assist on Apr. 9 at Tampa Bay
- ★ Recorded his 700th career NHL point with an assist on Dec. 16 vs. New Jersey
- ★ Skated in his 700th career NHL game on Nov. 18 at Washington and 100th career CBJ game on Nov. 22 vs. Chicago

CAREER HIGHLIGHTS

- ★ Has scored 30-plus goals in three of his 10 full seasons, while topping 40-plus assists nine times and 60-plus points on nine occasions
- ★ Ranks seventh-T in the NHL in assists and ninth in points since playing in his first full NHL campaign in 2014-15
- ★ Has skated in seven NHL All-Star Games from 2015-19 and 2022-23
- ★ Led Blue Jackets in assists (53), points (74), shots (220), multi-assist (16) and multi-point games (20) in first season with club in 2022-23
- ★ Was fourth player in Columbus history to record 50 assists and sixth player to post 70 points in a single season in 2022-23
- ★ Set a franchise record for fewest games to record 50 career points as a Blue Jacket (53 GP), surpassing Ray Whitney (56 GP) in 2022-23
- ★ Named to the NHL's First All-Star Team in 2021-22 after setting career highs with 40-75-115 and was +64 in 82 games with Calgary
- ★ Led the League in plus/minus rating and ranked second in points, third in assists and 15th-T in goals in 2021-22

- ★ Registered the second-most assists (tied) and points in a single season in Flames history in 2021-22, trailing only Kent Nilsson's 49-82-131 in 80 contests in 1980-81
- ★ Tied Nilsson's single-season franchise record in multi-assist games (20, 1980-81) and posted the second-most multi-point performances (tied, 32) in 2021-22
- ★ Ranked fifth on the Flames' all-time list in assists, points and game-winning goals following the 2021-22 campaign
- ★ Posted back-to-back 60-assists and 80-point seasons with the Flames in 2017-18 and 2018-19, totaling 36-63-99 in 82 contests in 2018-19
- ★ Captured the Lady Byng Trophy as the NHL's most gentlemanly player in 2016-17 after collecting 18-43-61 and just four PIM in 72 games with Calgary
- ★ Led the NHL in multi-goal games (8) and overtime points (tied, 3-5-8) and finished sixth in points while notching his first career 30-goal campaign with 30-48-78 in 79 contests in 2015-16
- ★ Was a finalist for the Calder Trophy as the NHL's Rookie of the Year and named to the All-Rookie Team in 2014-15 after leading League rookies in assists and points (tied) with 24-40-64 in 80 games with the Flames
- ★ Totaled 78-97-175 in 119 games over three seasons at Boston College from 2011-14
- ★ Named a finalist for the Hobey Baker Award as the best collegiate player in the country as a sophomore in 2012-13 and captured the award in his junior campaign after leading the nation in goals, assists and ppoints with 36-55-80 in 40 appearances with BC
- ★ Helped the Eagles capture the NCAA championship in 2011-12
- ★ **DRAFTED:** Calgary's fourth round pick, 104th overall, at the 2011 NHL Draft
- ★ **ACQUIRED:** Signed a seven-year contract as a free agent with Columbus on July 13, 2022

PLAYERS

CAREER RECORD

REGULAR SEASON

PLAYOFFS

YEAR	TEAM	LEAGUE	GP	TOI	G	A	PTS	+/-	PIM	PP	SH	GW	S	S%	GP	G	A	PTS	PIM
2013-14	Boston College	H-East	40	n/a	36	44	80	42	14	10	1	7	135	20.7
	Calgary	NHL	1	15:11	1	0	1	1	0	0	0	0	1	100.0
2014-15	Calgary	NHL	80	17:43	24	40	64	11	14	8	0	4	167	14.4	11	4	5	9	6
2015-16	Calgary	NHL	79	19:56	30	48	78	4	20	6	0	6	217	13.8
2016-17	Calgary	NHL	72	18:29	18	43	61	-7	4	4	0	3	182	9.9	4	0	2	2	0
2017-18	Calgary	NHL	80	19:25	24	60	84	2	26	3	0	4	227	10.6
2018-19	Calgary	NHL	82	20:04	36	63	99	18	24	6	0	8	245	14.7	5	0	1	1	2
2019-20	Calgary	NHL	70	18:47	18	40	58	-10	12	6	0	2	209	8.6	10	4	3	7	0
2020-21	Calgary	NHL	56	18:25	19	30	49	2	6	7	0	5	112	17.0
2021-22	Calgary	NHL	82	18:34	40	75	115	64	26	6	0	9	262	15.3	12	3	11	14	2
2022-23	Columbus	NHL	80	19:25	21	53	74	-33	22	3	0	4	220	9.5
2023-24	Columbus	NHL	81	18:49	12	48	60	-27	22	1	0	3	160	7.5
CBJ TOTALS			161	19:07	33	101	134	-60	44	4	0	7	380	8.7
NHL TOTALS			763	18:59	243	500	743	25	176	50	0	48	2,002	12.1	42	11	22	33	10
NCAA TOTALS			119	...	80	97	175	81	53	21	1	28	343
USHL TOTALS			60	...	36	36	72	0	36	15	0	7	5	...	11	5	6	11	6



16 BRENDAN GAUNCE

POSITION: Center

SHOT: Left

HEIGHT: 6'3"

WEIGHT: 220

BORN: March 25, 1994

BIRTHPLACE: Sudbury, Ontario

RESIDES: Stouffville, Ontario

[X @BrendanGaunce16](#)

NHL YEAR: 8th

CBJ YEAR: 3rd

CONTRACT STATUS: Signed Through 2023-24 (UFA)

2023-24 STATISTICS

GP	G	A	PTS	+/-	PIM	PP	SH	GW	SHOTS	SPCT.	TOI	HITS	GVA	TKA	BKSHOTS
24	2	2	4	-7	6	0	0	0	24	8.3	11:45	49	2	10	8

Games lost to injury: 2... **Multi-point (goal) games:** 0 (0)... **Most Points:** 1 (4x) - Mar. 17 vs. Winnipeg, most recent... **Most Goals:** 1 (2x) - Mar. 17 vs. Winnipeg, most recent... **Most Assists:** 1 (2x) - Dec. 27 at New Jersey, most recent... **Most PIM:** 2 (3x) - Apr. 11 at Florida, most recent... **Most Shots:** 3 - Dec. 29 vs. Toronto... **TOI:** 16:54 - Mar. 30 vs. Pittsburgh.

2023-24 SEASON

- ★ Made his CBJ season debut on Dec. 19 at Buffalo and collected 2-2-4 in 24 outings with the club
- ★ Recorded 1-2-3 in five contests with Columbus from Dec. 19-29
- ★ Served as captain of Cleveland (AHL) and ranked fourth on the club in scoring with 19-20-39 in 46 appearances

CAREER HIGHLIGHTS

- ★ Split the 2022-23 campaign between Columbus and the club's AHL affiliate, Cleveland, and totaled 7-12-19 in 22 contests
- ★ Set NHL career highs in goals and points with 5-2-7 in 30 games with Columbus in 2021-22
- ★ Made his CBJ debut on Feb. 8, 2021 at Washington and tallied his first goal two days later at Buffalo (Dustin Tokarski)
- ★ Ranked second on Cleveland in points-per-game (.72) with 16-12-28 in 39 games in 2021-22
- ★ Spent the 2020-21 campaign with Vaxjo in the Swedish Hockey League, collecting 5-7-12 in 18 games and helped the club win the league championship

- ★ Played the majority of the 2019-20 campaign with Providence (AHL) and recorded 18-19-37 in 52 outings
- ★ Notched 1-2-3 in three games with Vancouver and added 16-22-38 in 60 AHL appearances with Utica in 2018-19
- ★ Set career highs in assists, penalty minutes and games played with 0-5-5 and 33 penalty minutes in 57 games with Vancouver in 2016-17
- ★ Split the 2015-16 season between Vancouver and the club's AHL affiliate, Utica, combining for 18-21-39 in 66 contests
- ★ Made his pro debut in 2014-15, finishing with 11-18-29 in 74 AHL games with Utica
- ★ Split the 2013-14 campaign between Belleville and Erie in the Ontario Hockey League and notched 31-41-72 in 65 games
- ★ Totaled an OHL career-high 33 goals and added 27 assists and 60 points in 60 games for Belleville in 2012-13
- ★ Made his OHL debut in 2010-11 and tallied 11-25-36 in 65 games with Belleville
- ★ **DRAFTED:** Vancouver's first round pick, 26th overall, at the 2012 NHL Draft
- ★ **ACQUIRED:** Signed a one-year, two-way NHL/AHL contract with Columbus on July 30, 2021

CAREER RECORD

REGULAR SEASON

PLAYOFFS

YEAR	TEAM	LEAGUE	GP	TOI	G	A	PTS	+/-	PIM	PP	SH	GW	S	S%	GP	G	A	PTS	PIM
2014-15	Utica	AHL	74	n/a	11	18	29	-1	31	2	0	2	154	7.1	21	4	5	9	12
2015-16	Vancouver	NHL	20	12:46	1	0	1	-9	2	0	0	0	34	2.9
	Utica	AHL	46	n/a	17	21	38	12	16	2	2	3	117	14.5	4	0	0	0	4
2016-17	Vancouver	NHL	57	9:29	0	5	5	-2	33	0	0	0	51	0.0
	Utica	AHL	4	n/a	2	1	3	0	2	0	0	0	15	13.3
2017-18	Vancouver	NHL	37	13:19	4	2	6	0	10	1	0	1	55	7.3
	Utica	AHL	5	n/a	2	1	3	2	0	0	0	0	15	13.3
2018-19	Vancouver	NHL	3	7:37	1	2	3	3	0	0	0	1	2	50.0
	Utica	AHL	60	n/a	16	22	38	-2	54	1	3	3	174	9.2
2019-20	Boston	NHL	1	9:10	0	1	1	1	2	0	0	0	0	0.0
	Providence	AHL	52	n/a	18	19	37	18	34	5	0	8	110	16.4
2020-21	Vaxjo	SHL	18	17:11	5	7	12	10	18	1	n/a	0	46	10.9	12	3	4	7	29
2021-22	Columbus	NHL	30	8:06	5	2	7	2	12	0	0	0	44	11.4
	Cleveland	AHL	39	n/a	16	12	28	-8	28	4	1	2	118	13.6
2022-23	Columbus	NHL	5	10:28	0	1	1	-1	2	0	0	0	9	0.0
	Cleveland	AHL	17	n/a	7	11	18	-10	18	3	0	0	63	11.1
2023-24	Columbus	NHL	24	11:44	2	2	4	-7	6	0	0	0	24	8.3
	Cleveland	AHL	46	n/a	19	20	39	7	37	5	0	2	125	15.2
CBJ TOTALS			59	9:47	7	5	12	-6	20	0	0	0	77	9.1
NHL TOTALS			177	10:43	13	15	28	-13	67	1	0	2	219	5.9
SHL TOTALS			18	17:11	5	7	12	10	18	1	...	0	46	10.9	12	3	4	7	29
AHL TOTALS			343	...	108	125	233	18	220	22	6	20	891	12.1	25	4	5	9	16
OHL TOTALS			258	...	103	133	236	8	211	27	8	6	41	14	27	41	32

PLAYERS



44 ERIK GUDBRANSON

POSITION: Defense

SHOT: Right

HEIGHT: 6'5"

WEIGHT: 222

BORN: January 7, 1992

BIRTHPLACE: Ottawa, Ontario

RESIDES: Port Carling, Ontario

@Guddy44

NHL YEAR: 13th

CBJ YEAR: 2nd

CONTRACT STATUS: Signed Through 2025-26 (UFA)

2023-24 STATISTICS

GP	G	A	PTS	+/-	PIM	PP	SH	GW	SHOTS	SPCT.	TOI	HITS	GVA	TKA	BKSHOTS
78	6	20	26	-14	74	0	0	1	91	6.6	19:40	92	26	21	170

Games lost to injury: 3... **Multi-point (goal) games:** 5 (0)... **Most Points:** 2 (5x) - Apr. 16 vs. Carolina, most recent... **Most Goals:** 1 (6x) - Apr. 6 vs. Philadelphia, most recent... **Most Assists:** 2 (5x) - Apr. 16 vs. Carolina, most recent... **Most PIM:** 29 - Dec. 10 vs. Florida... **Most Shots:** 4 (3x) - Apr. 9 at Tampa Bay, most recent... **TOI:** 26:09 - Nov. 12 at NY Rangers.

2023-24 SEASON

- ★ Set career highs in goals (tied), assists, points, multi-point games and blocked shots with 6-20-26, five multi-point games and 170 blocked shots in 78 outings
- ★ Led CBJ in penalty minutes (74) and blocked shots and ranked 16th in the league in blocked shots
- ★ Collected 2-7-9 with two multi-assist outings in 12 games from Nov. 2-24

CAREER HIGHLIGHTS

- ★ Set then single-season career highs in assists, blocked shots and time on ice/game with 1-12-13, 137 blocked shots and 21:18 TOI in 70 games in first season with the Blue Jackets in 2022-23
- ★ Skated in his 700th career NHL game on Feb. 26, 2023 at Minnesota
- ★ Set career highs in goals, assists, points and games played with 6-11-17 and 68 PIM in 78 contests with Calgary in 2021-22
- ★ Awarded the Peter Maher Good Guy Award in 2021-22 which is selected by local media to the Flames player who best exemplifies Maher's values in dealing with others: sincerity, integrity, dedication and respect
- ★ Served as an alternate captain for Ottawa in 2020-21 and led the team in hits with 92 prior to a trade to Nashville
- ★ Split the 2019-20 campaign between Pittsburgh and Anaheim, combining for 4-5-9 and 95 PIM in 51 games

- ★ Totaled 2-8-10 in 76 games split between Vancouver and Pittsburgh in 2018-19
- ★ Scored his first career playoff goal while with the Penguins, which was also his first career playoff point, on Apr. 12, 2019 at the NY Islanders
- ★ Combined for 5-14-19 and 136 PIM in 139 games over parts of three seasons with the Canucks from 2016-19
- ★ Spent first five NHL campaigns with Florida, setting season highs with 4-9-13 in 76 games in 2014-15
- ★ Led Florida blueliners in ice time at 26:54 in the 2016 NHL Playoffs
- ★ Registered a career-high 114 PIM with Florida in 2013-14 and a career-high 212 hits in 2014-15
- ★ Represented Team Canada at the 2014 IIHF World Championships
- ★ Set OHL career highs with 12-22-34 and 105 penalty minutes in 44 games with Kingston in 2010-11
- ★ Helped Canada win a silver medal at the 2011 IIHF World Junior Championships, leading tournament blueliners in goals with 3-2-5 in seven games
- ★ Captured the OHL's Bobby Smith Trophy as the Scholastic Player of the Year in 2009-10 after recording 2-21-23 in 41 outings with the Frontenacs
- ★ Skated for Canada at the 2009 and 2010 U18 IIHF World Championships, serving as team captain at the 2010 tournament

- ★ **DRAFTED:** Florida's first round pick, third overall, at the 2010 NHL Draft
- ★ **ACQUIRED:** Signed a four-year contract as a free agent with Columbus on July 13, 2022

CAREER RECORD

REGULAR SEASON

PLAYOFFS

YEAR	TEAM	LEAGUE	GP	TOI	G	A	PTS	+/-	PIM	PP	SH	GW	S	S%	GP	G	A	PTS	PIM
2011-12	Florida	NHL	72	14:12	2	6	8	-19	78	0	0	0	76	2.6	7	0	0	0	8
2012-13	Florida	NHL	32	18:45	0	4	4	-22	47	0	0	0	49	0.0
2013-14	Florida	NHL	65	17:59	3	6	9	-7	114	0	0	0	92	3.3
2014-15	Florida	NHL	76	18:37	4	9	13	-4	58	0	0	0	110	3.6
2015-16	Florida	NHL	64	20:07	2	7	9	3	49	0	0	0	73	2.7	6	0	0	0	2
2016-17	Vancouver	NHL	30	20:20	1	5	6	-14	18	0	0	1	40	2.5
2017-18	Vancouver	NHL	52	18:25	2	3	5	-7	35	0	0	0	53	3.8
2018-19	Vancouver	NHL	57	17:59	2	6	8	-27	83	0	0	1	72	2.8
2019-20	Pittsburgh	NHL	19	18:58	0	2	2	7	4	0	0	0	22	0.0	4	1	0	1	2
2019-20	Pittsburgh	NHL	7	15:10	0	0	0	0	4	0	0	0	2	0.0
2019-20	Anaheim	NHL	44	20:02	4	5	9	0	91	0	0	0	76	5.3
2020-21	Ottawa	NHL	36	18:04	1	2	3	-13	47	0	0	1	53	1.9
2020-21	Nashville	NHL	9	17:15	0	1	1	1	12	0	0	0	5	0.0	2	0	0	0	0
2021-22	Calgary	NHL	78	18:08	6	11	17	15	68	0	0	0	129	4.7	12	0	1	1	0
2022-23	Columbus	NHL	70	21:18	1	12	13	-24	57	0	0	1	102	1.0
2023-24	Columbus	NHL	78	19:40	6	20	26	-14	74	0	0	1	91	6.6
CBJ TOTALS			148	20:26	7	32	39	-38	131	0	0	2	193	3.6
NHL TOTALS			789	18:36	34	99	133	-125	839	0	0	5	1,045	3.3	31	1	1	2	12
OHL TOTALS			148	N/A	17	62	79	-6	242	7	2	3	N/A	N/A	12	2	5	7	-3

PLAYERS



38 BOONE JENNER

POSITION: Center

SHOT: Left

HEIGHT: 6'2"

WEIGHT: 208

BORN: June 15, 1993

BIRTHPLACE: London, Ontario

RESIDES: Port Stanley, Ontario

BooneJenner

NHL YEAR: 11th

CBJ YEAR: 11th

CONTRACT STATUS: Signed Through 2025-26 (UFA)

2023-24 STATISTICS

GP	G	A	PTS	+/-	PIM	PP	SH	GW	SHOTS	SPCT.	TOI	HITS	GVA	TKA	BKSHOTS
58	22	13	35	-8	28	5	1	1	155	14.2	20:06	119	19	24	74

Games lost to injury: 17... **Multi-point (goal) games:** 8 (3)... **Most Points:** 3 (2x) - Feb. 21 at Anaheim, most recent... **Most Goals:** 3 - Oct. 14 vs. NY Rangers... **Most Assists:** 2 (2x) - Feb. 21 at Anaheim, most recent... **Most PIM:** 2 (14x) - Mar. 28 at Pittsburgh, most recent... **Most Shots:** 9 - Feb. 13 at Ottawa... **TOI:** 26:42 - Feb. 13 at Ottawa.

2023-24 SEASON

- ★ Ranked second on the team in goals and fourth in points despite missing 17 games due to injury/illness
- ★ Notched his third-straight - and fourth career - 20-goal campaign, becoming the fourth player in CBJ history to record four or more 20-goal seasons (Rick Nash-8, Cam Atkinson-6, RJ Umberger-4)
- ★ Played in his 700th career NHL game on Feb. 28 at the NY Rangers
- ★ Represented the Blue Jackets in his first NHL All-Star Game on Feb. 3 at Scotiabank Arena (Toronto)
- ★ Skated in his 675th career game on Nov. 18 at Washington to surpass Rick Nash (674) and become the franchise's all-time leader in games played
- ★ Notched second career hat trick - and first natural hat trick - on Oct. 14 the NY Rangers (Mar. 12, 2019 vs. Boston)

CAREER HIGHLIGHTS

- ★ Led Columbus in goals, recording 20 or more for the second-straight season and third time in his career with 26-19-45 in 68 games in 2022-23, posting the second-most goals and points in a single season
- ★ Passed David Vyborny to move into fourth place on the club's all-time scoring list with his 318th point (assist) on Feb. 25, 2023 vs. Edmonton
- ★ Skated in his 628th career game on Jan. 28, 2023 at Seattle, surpassing Cam Atkinson for the second-most in franchise history
- ★ Ranked second on CBJ in power play goals (8) and third in goals (23) in 2021-22
- ★ Named the seventh captain in franchise history prior to the start of the 2021-22 season
- ★ Led CBJ in faceoff percentage (55.1) and finished fifth in blocked shots (53) in 2020-21

- ★ Led the team and ranked ninth-T in the NHL (min. 900 attempts) in faceoff win percentage (55.1 pct., 643-of-1,166) in 2019-20
- ★ Played every game of an NHL season for the third time in his career and was named winner of the Columbus Blue Jackets Community MVP award
- ★ Set a career high in assists in 2018-19, finishing with 16-22-38 in 77 contests for the Blue Jackets
- ★ Won 54.1 pct. of his faceoffs taken and led club in faceoff wins (626) in 2018-19
- ★ Notched his first career hat trick, including his 100th NHL goal on his second of the game, on Mar. 12, 2019 vs. Boston (Tuukka Rask 2, Empty Net)
- ★ Led CBJ in hits (205), finishing 20th in the NHL in 2017-18
- ★ Set a career high, finishing second on the club and 19th-T in the NHL, with 216 hits in 2016-17
- ★ Set career highs with 30-19-49, 77 PIM, nine power play goals, 225 shots and 213 hits in 82 games in 2015-16
- ★ Led Columbus in multi-point games (12) and finished second in goals, power play goals, hits and game-winning goals (3, tied)
- ★ Became the fifth player to record 30 goals in a single season in franchise history on Apr. 2, 2016 at Carolina
- ★ Led all NHL rookie forwards in hits (212) and game-winning goals (5, tied); finished sixth-T in goals (16) and sixth in shooting pct. (12.6) in 2013-14
- ★ Set CBJ record for most game-winning goals by a rookie (5) in 2013-14
- ★ Scored his first and second career NHL goals on Oct. 17, 2013 at Montreal (Carey Price), both on the power play, becoming the first NHL player since Dustin Penner (on Nov. 30, 2005) to score his first two career goals with the man advantage in the same game
- ★ Played in four seasons with Oshawa (OHL), collecting 111-135-246 and 265 penalty minutes in 227 games from 2009-13, and served as team captain from 2011-13

★ **DRAFTED:** Columbus' second round pick, 37th overall, at the 2011 NHL Draft

CAREER RECORD

REGULAR SEASON

PLAYOFFS

YEAR	TEAM	LEAGUE	GP	TOI	G	A	PTS	+/-	PIM	PP	SH	GW	S	S%	GP	G	A	PTS	PIM
2011-12	Springfield	AHL	5	n/a	1	0	1	-1	2	0	0	0	9	11.1
2012-13	Springfield	AHL	5	n/a	3	1	4	1	0	1	0	1	14	21.4	8	2	3	5	8
2013-14	Columbus	NHL	72	14:05	16	13	29	6	45	4	0	5	127	12.6	6	3	2	5	4
2014-15	Columbus	NHL	31	18:16	9	8	17	-5	12	2	0	2	83	10.8
2015-16	Columbus	NHL	82	16:25	30	19	49	-15	77	9	1	3	225	13.3
2016-17	Columbus	NHL	82	16:04	18	16	34	14	52	0	2	4	211	8.5	5	2	1	3	14
2017-18	Columbus	NHL	75	16:28	13	19	32	1	39	2	0	2	187	7.0	6	1	2	3	4
2018-19	Columbus	NHL	77	17:04	16	22	38	6	42	1	1	3	170	9.4	10	1	2	3	2
2019-20	Columbus	NHL	70	18:07	11	13	24	-14	36	2	0	1	179	6.2	10	1	0	1	4
2020-21	Columbus	NHL	41	18:00	8	9	17	-9	6	1	1	0	79	10.1
2021-22	Columbus	NHL	59	20:28	23	21	44	-11	22	8	0	3	160	14.4
2022-23	Columbus	NHL	68	20:12	26	19	45	-32	51	7	0	3	214	12.2
2023-24	Columbus	NHL	58	20:06	22	13	35	-8	28	5	1	1	155	14.2
CBJ/NHL TOTALS			715	17:33	192	172	364	-67	410	41	6	27	1,790	10.7	37	8	7	15	28
AHL TOTALS			10	...	4	1	5	0	2	1	0	1	23	17.4	8	2	3	5	8
OHL TOTALS			227	...	111	135	246	23	265	31	8	19	25	13	18	31	32

PLAYERS



55 DAVID JIRICEK

POSITION: Defense
SHOT: Right
HEIGHT: 6'4"
WEIGHT: 207

BORN: November 28, 2003
BIRTHPLACE: Klatovy, Czechia
RESIDES: Klatovy, Czechia

@DavidJiricek David_Jiricek11

NHL YEAR: 2nd

CBJ YEAR: 2nd

CONTRACT STATUS: Signed Through 2025-26 (RFA)

2023-24 STATISTICS

GP	G	A	PTS	+/-	PIM	PP	SH	GW	SHOTS	SPCT.	TOI	HITS	GVA	TKA	BKSHOTS
43	1	9	10	-4	22	0	0	1	38	2.6	14:36	23	20	10	45

Games lost to injury: 0... **Multi-point (goal) games:** 1 (0)... **Most Points:** 2 - Dec. 14 at Toronto... **Most Goals:** 1 - Oct. 14 vs. NY Rangers... **Most Assists:** 2 - Dec. 14 at Toronto... **Most PIM:** 4 - Dec. 3 at Boston... **Most Shots:** 3 - Nov. 18 at Washington... **TOI:** 21:01 - Dec. 29 vs. Toronto.

2023-24 SEASON

- ★ Finished ninth-T among NHL rookie blueliners in assists and 11th-T in points
- ★ Registered 0-4-4 in five games with the Blue Jackets from Dec. 14-27
- ★ Collected his first career NHL assist on Oct. 21 at Minnesota
- ★ Posted his first career NHL goal in his CBJ season debut on Oct. 14 vs. the NY Rangers (Igor Shesterkin)
- ★ Added 7-12-19 in 29 outings with Cleveland (AHL)

- ★ Registered 3-6-9, 34 PIM and was +13 in 34 appearances with HC Plzen (Czechia) in 2020-21
- ★ Skated for Czechia at the 2021 IIHF World Junior Championships and IIHF U18 World Championships, combining for 1-1-2 in nine games
- ★ Was named a top three player for his country at the 2021 World Junior tournament
- ★ Sued up for four different teams in Czechia during the season in 2019-20, including making his men's professional league debut and skating in four games for HC Plzen (Czechia)

CAREER HIGHLIGHTS

- ★ Skated in four games with Columbus in 2022-23, becoming the second-youngest defenseman to make his NHL debut in club history on Oct. 28 vs. Boston (Rostislav Klesla; 18-years, 200-days on Oct. 7, 2000 vs. Chicago)
- ★ Named to the AHL's Top Prospect Team in 2022-23 after leading league rookie blueliners in points-per-game (0.69; min. 15 GP) and ranking second-T in assists and third in points with 6-32-38 in 55 games with Cleveland
- ★ Was named the 2023 IIHF World Junior Championships' Best Defenseman and to the All-Star Team after helping Czechia win a silver medal with 3-4-7 in seven games
- ★ Collected 5-6-11 and 49 PIM in 29 appearances with HC Plzen in Czechia's top professional league in 2021-22 before missing the second half of the season due to a knee injury suffered at the 2022 IIHF World Junior Championships
- ★ Ranked second on the team in PIM and finished second among club blueliners in goals and third in points in 2021-22
- ★ Collected 1-1-2 in five games with Czechia in the 2022 IIHF World Championships, helping the country win a bronze medal
- ★ Served as an alternate captain at the summer 2022 IIHF World Junior Championships for Czechia and posted 0-4-4 in seven games

- ★ **DRAFTED:** Columbus' first round pick, sixth overall, at the 2022 NHL Draft

PLAYERS

CAREER RECORD

REGULAR SEASON

PLAYOFFS

YEAR	TEAM	LEAGUE	GP	TOI	G	A	PTS	+/-	PIM	PP	SH	GW	S	S%	GP	G	A	PTS	PIM
2019-20	HC Plzen	Czechia	4	n/a	0	0	0	1	2	n/a	n/a	n/a	n/a	n/a
	HC Plzen U20	DHL Cup	24	n/a	6	11	17	6	10	n/a	n/a	n/a	n/a	n/a
2020-21	HC Plzen	Czechia	34	n/a	3	6	9	13	34	n/a	n/a	n/a	n/a	n/a	2	0	1	1	4
2021-22	HC Plzen	Czechia	29	n/a	5	6	11	0	49	n/a	n/a	n/a	n/a	n/a
2022-23	Columbus	NHL	4	18:04	0	0	0	-4	2	0	0	0	5	0.0
	Cleveland	AHL	55	n/a	6	32	38	-11	36	4	0	1	101	5.9
2023-24	Columbus	NHL	43	14:36	1	9	10	-4	22	0	0	1	38	2.6
	Cleveland	AHL	29	n/a	7	12	19	-16	21	2	0	0	59	11.9
CBJ/NHL TOTALS			47	14:54	1	9	10	-8	24	0	0	1	43	2.3
AHL TOTALS			84	...	13	44	57	-27	57	6	0	1	160	8.1
CZECHIA TOTALS			67	...	8	12	20	14	85	2	0	1	1	4
DHL CUP TOTALS			24	...	6	11	17	6	10



91 KENT JOHNSON

POSITION: Center / Left Wing

BORN: October 18, 2002

SHOT: Left

BIRTHPLACE: Port Moody, British Columbia

HEIGHT: 6'0"

RESIDES: Vancouver, British Columbia

WEIGHT: 178

19KJohnson

NHL YEAR: 3rd

CBJ YEAR: 3rd

CONTRACT STATUS: Signed Through 2023-24 (RFA)

2023-24 STATISTICS

GP	G	A	PTS	+/-	PIM	PP	SH	GW	SHOTS	SPCT.	TOI	HITS	GVA	TKA	BKSHOTS
42	6	10	16	-2	10	0	0	1	62	9.7	13:33	10	7	16	16

Games lost to injury: 24... **Multi-point (goal) games:** 3 (1)... **Most Points:** 3 - Feb. 14 at Toronto... **Most Goals:** 2 - Feb. 14 at Toronto... **Most Assists:** 2 - Dec. 7 at NY Islanders... **Most PIM:** 4 - Feb. 10 vs. Tampa Bay... **Most Shots:** 5 - Jan. 4 at Philadelphia... **TOI:** 18:00 - Jan. 4 at Philadelphia.

2023-24 SEASON

- ★ Missed the final 24 games of the season after suffering a shoulder injury on Feb. 28 at the NY Rangers
- ★ Collected 3-5-8 with three multi-point efforts in six games from Dec. 7-19, including his first career two-goal/three-point game on Dec. 14 at Toronto
- ★ Skated in his 100th career NHL game on Dec. 7 at the NY Islanders
- ★ Added 5-10-15 while collecting points in eight of 10 contests with Cleveland (AHL) from Nov. 3-26

CAREER HIGHLIGHTS

- ★ Posted the then third-most points and tied for the fourth-most goals and game-winning goals by a rookie in a season in franchise history with 16-24-40 and three GWG in 79 games with Columbus in 2022-23
- ★ Finished third-T among NHL rookies in power play goals (5) and game-winning goals, fifth in points and sixth in goals in 2022-23
- ★ Played for five different teams in 2021-22, including making his pro debut, registering 0-3-3 in nine appearances with the Blue Jackets at the end of the campaign
- ★ Skated in his NHL debut on Apr. 13, 2022 vs. Montreal and collected his first career point with an assist on Apr. 19, 2022 at San Jose
- ★ Spent majority of the 2021-22 campaign at the University of Michigan (Big 10), collecting 8-29-37 in 32 outings as a sophomore
- ★ Ranked fourth in the NCAA in assists-per-game (.91), eighth-T in assists and 17th-T in points-per-game (1.16) in 2021-22

- ★ Tied for the team lead in assists and finished fourth in points and was named Honorable Mention All-Big 10 in 2021-22
- ★ Represented Canada at the 2022 Winter Olympic Games (1-4-5 in 5 GP), 2022 IIHF World Championships (4-3-7 in 10 appearances) and 2022 IIHF World Junior Championships (1-0-1 in 2 GP in Winter tournament/3-6-9 in 7 GP in Summer tournament)
- ★ Was just the fourth player in IIHF history to record a goal at the three tournaments in a calendar year (Saku Koivu, Evgeni Malkin, Eeli Tolvanen)
- ★ Scored the golden goal in overtime to lead Canada to a gold medal at the summer 2022 IIHF World Junior Championships
- ★ Recorded 9-18-27 in 26 games as a freshman at Michigan (Big 10) in 2020-21, finishing second in rookie scoring in the BIG 10 and third in the nation for rookie points-per-game
- ★ Finished second on Michigan in assists and points and third in goals in 2020-21
- ★ Named Honorable Mention All-Big 10 and to Big 10 All-Freshman Team in 2020-21
- ★ Awarded the Vern Bye Memorial Trophy (MVP), Brett Hull Trophy (Top Scorer) and Bob Fenton Trophy (Most Sportsmanlike Player) and was named the CJHL's Top Forward, while also being named to the BCHL's First All-Star Team in 2019-20 after leading the league in goals, assists and points with 52-41-60-101 in 52 games with the Trail Smoke Eaters
- ★ **DRAFTED:** Columbus' first round pick, fifth overall, at the 2021 NHL Draft

CAREER RECORD

YEAR	TEAM	LEAGUE	REGULAR SEASON													PLAYOFFS				
			GP	TOI	G	A	PTS	+/-	PIM	PP	SH	GW	S	S%	GP	G	A	PTS	PIM	
2017-18	Trail	BCHL	2	n/a	0	0	0	n/a	2	0	0	n/a	n/a	n/a	
2018-19	Trail	BCHL	57	n/a	20	26	46	n/a	24	9	0	n/a	n/a	n/a	12	7	5	12	4	
2019-20	Trail	BCHL	52	n/a	41	60	101	n/a	14	14	1	n/a	n/a	n/a	4	1	6	7	2	
2020-21	Michigan	Big10	26	n/a	9	18	27	16	4	3	0	1	53	17.0	
2021-22	Michigan	Big10	32	n/a	8	29	37	25	6	4	1	4	74	10.8	
	Columbus	NHL	9	12:27	0	3	3	2	2	0	0	0	5	0	
2022-23	Columbus	NHL	79	14:31	16	24	40	-19	14	5	0	3	126	12.7	
2023-24	Columbus	NHL	42	13:33	6	10	16	-2	10	0	0	1	62	9.7	
	Cleveland	AHL	10	n/a	5	10	15	5	0	3	0	0	29	17.2	
CBJ/NHL TOTALS			130	14:03	22	37	59	-19	26	5	0	4	193	11.4	
AHL TOTALS			10	...	5	10	15	5	0	3	0	0	29	17.2	
NCAA TOTALS			58	...	17	47	64	41	10	7	1	5	127	13.4	
BCHL TOTALS			111	...	61	86	147	...	40	23	1	16	8	11	19	6	

PLAYERS



7 SEAN KURALY

POSITION: Center

SHOT: Left

HEIGHT: 6'2"

WEIGHT: 215

BORN: January 20, 1993

BIRTHPLACE: Niagara Falls, New York

RESIDES: Dublin, Ohio

[X @Sean_Kuraly](#)

[@ Sean.Kuraly](#)

NHL YEAR: 8th

CBJ YEAR: 3rd

CONTRACT STATUS: Signed Through 2024-25 (UFA)

2023-24 STATISTICS

GP	G	A	PTS	+/-	PIM	PP	SH	GW	SHOTS	SPCT.	TOI	HITS	GVA	TKA	BKSHOTS
62	9	9	18	-5	40	0	0	0	92	9.8	13:44	156	16	16	34

Games lost to injury: 20... **Multi-point (goal) games:** 2 (1)... **Most Points:** 2 (2x) - Feb. 21 at Anaheim, most recent... **Most Goals:** 2 - Feb. 21 at Anaheim... **Most Assists:** 1 (9x) - Apr. 16 vs. Carolina, most recent... **Most PIM:** 6 - Nov. 12 at NY Rangers... **Most Shots:** 5 - Feb. 10 vs. Tampa Bay... **TOI:** 18:07 - Apr. 16 vs. Carolina.

2023-24 SEASON

- ★ Finished second on the Blue Jackets in hits despite missing 20 games due to various injuries
- ★ Skated in his 200th career game as a Blue Jacket on Mar. 2 at Chicago
- ★ Totaled 3-3-6 in eight games from Nov. 11-19 and won 55 percent or more of his draws in nine-straight games from Nov. 14-29, winning 43-of-68 overall (63.2 pct)

CAREER HIGHLIGHTS

- ★ Led Columbus in hits (187) and ranked second in penalty minutes (68) in 2022-23
- ★ Set single-season career highs in goals (14), points (30) and hits (240) and games played (77) in his first season with the Blue Jackets in 2021-22
- ★ Finished 11th-T in the NHL in hits and posted the third-most hits in a campaign in franchise history in 2021-22
- ★ Established career season highs in both assists and points with 6-17-23 in 69 games in 2019-20
- ★ Recorded 8-13-21 in 71 regular season appearances with Boston in 2018-19 and added 4-6-10 totals in 20 playoff games to help the Bruins reach the 2019 Stanley Cup Final
- ★ Notched two game-winning goals in the 2019 Stanley Cup Final on May 27 (Game 1) and on June 1 (Game 3)
- ★ Posted a Gordie Howe hat trick with a goal, assist and fight (John Hayden) on Mar. 10, 2018 vs. Chicago
- ★ Scored his first career regular season goal on Nov. 2, 2017 vs. Vegas

- ★ Spent most of the 2016-17 season with Providence in the AHL and tallied 14-23-26 in 54 games
- ★ Played his first NHL playoff game on Apr. 12, 2017 in Ottawa and scored his first two NHL goals in Game 5 of the Eastern Conference Quarterfinals vs. Ottawa on Apr. 21, with the first tying the score and sending the game into overtime and the second ending the 12th-longest game in Bruins history at 10:19 of the second OT
- ★ Played four seasons of college hockey at Miami University and totaled 43-50-93 in 154 games from 2012-16
- ★ Named NCHC Defensive Forward of the Year and Honorable Mention All-NCHC honors in 2015-16
- ★ Earned NCHC Academic All-Conference Team honors in 2013-14 and 2015-16
- ★ Had a school-record nine game-winning goals in 2014-15
- ★ Posted 1-2-3 in seven games to help the United States win gold at the 2013 IIHF World Junior Championships
- ★ Played parts of three seasons with the Indiana Ice of the USHL and racked up 40-59-99 in 105 contests from 2009-12
- ★ Earned Second Team All-USHL honors in his final season in 2011-12 after posting 32-38-70 in 54 appearances with the Ice

- ★ **DRAFTED:** San Jose's fifth round pick, 133rd overall, at the 2011 NHL Draft
- ★ **ACQUIRED:** Signed a four-year contract as a free agent with Columbus on July 28, 2021


CAREER RECORD

REGULAR SEASON

PLAYOFFS

YEAR	TEAM	LEAGUE	GP	TOI	G	A	PTS	+/-	PIM	PP	SH	GW	S	S%	GP	G	A	PTS	PIM
2016-17	Boston	NHL	8	9:12	0	1	1	-1	2	0	0	0	11	0.0	4	2	0	2	4
	Providence	AHL	54	n/a	14	12	26	10	37	0	3	2	130	10.8	6	0	1	1	23
2017-18	Boston	NHL	75	12:15	6	8	14	-5	40	0	0	1	134	4.5	12	2	2	4	2
2018-19	Boston	NHL	71	13:46	8	13	21	6	38	0	0	3	134	6.0	20	4	6	10	8
2019-20	Boston	NHL	69	13:17	6	17	23	-2	34	0	0	0	95	6.3	10	1	2	3	4
2020-21	Boston	NHL	47	14:04	4	5	9	-10	20	0	0	2	88	4.5	11	0	0	0	6
2021-22	Columbus	NHL	77	15:52	14	16	30	2	61	0	0	1	121	11.6
2022-23	Columbus	NHL	71	15:04	11	9	20	-28	68	1	1	0	100	11.0
2023-24	Columbus	NHL	62	13:44	9	9	18	-5	40	0	0	0	92	9.8
CBJ TOTALS			210	14:58	34	34	68	-31	169	1	1	0	313	10.9
NHL TOTALS			480	13:56	58	78	136	-43	303	1	1	6	775	7.5	57	9	10	19	24
AHL TOTALS			54	...	14	12	26	10	37	0	3	2	130	10.8	6	0	1	1	23
NCAA TOTALS			154	...	43	50	93	0	177	13	1	12	534	7.8
USHL TOTALS			110	...	41	61	102	17	93	13	6	7	363	11.3	11	4	4	8	12

PLAYERS



29 PATRIK LAINE

POSITION: Forward

SHOT: Right

HEIGHT: 6'5"

WEIGHT: 215

BORN: April 19, 1998

BIRTHPLACE: Tampere, Finland

RESIDES: Tampere, Finland

[X @PatrikLaine29](#)

[@PatrikLaine](#)

NHL YEAR: 8th

CBJ YEAR: 4th

CONTRACT STATUS: Signed Through 2025-26 (UFA)

2023-24 STATISTICS

GP	G	A	PTS	+/-	PIM	PP	SH	GW	SHOTS	SPCT.	TOI	HITS	GVA	TKA	BKSHOTS
18	6	3	9	-10	6	1	0	0	41	14.6	15:13	5	14	9	14

Games lost to injury: 29... **Multi-point (goal) games:** 0 (0)... **Most Points:** 1 (9x) - Dec. 14 at Toronto, most recent... **Most Goals:** 1 (6x) - Dec. 14 at Toronto, most recent... **Most Assists:** 1 (3x) - Dec. 10 vs. Florida, most recent... **Most PIM:** 2 (3x) - Nov. 27 vs. Boston, most recent... **Most Shots:** 5 (2x) - Nov. 27 vs. Boston, most recent... **TOI:** 21:36 - Nov. 14 vs. Pittsburgh.

2023-24 SEASON

- ★ Missed 29 games due to injuries/illness before entering the NHL/NHLPA Player Assistance Program on Jan. 28
- ★ Notched his 200th career NHL goal on Nov. 11 at Detroit

CAREER HIGHLIGHTS

- ★ Has racked up 54-63-117 in 129 games (.91 pts./GP) with the Blue Jackets since the start of the 2021-22 season after posting 151-121-271 in 351 games (.77 pts./GP) during his first five NHL campaigns
- ★ Has recorded six 20-goal and 50-point campaigns in his career
- ★ Led Columbus in PPG (8) and points-per-game (.95) and ranked second on the team in goals (22), points (52) and multi-point games (16) despite missing 27 games due to injuries/illness in 2022-23
- ★ Finished at a point-per-game pace for first time in his career after posting 26-30-56 in 56 games with Columbus in 2021-22
- ★ Ranked third-T in the NHL in overtime winners (3), led CBJ in OT goals and game-winning goals, ranked second in goals and third in points and power play goals in 2021-22
- ★ Recorded the second-longest point streak of his career and third-longest in franchise history with points in 11-straight games, including eight multi-point efforts, from Jan. 27-Feb. 24, 2022 (13-8-21)
- ★ Finished second on Winnipeg in shots, third in goals and PPG and fourth in assists (tied) and points with 28-35-63, 8 PPG and 226 shots in 68 games in 2019-20
- ★ Recorded 30-20-50 with 15 PPG and 245 shots on goal in 82 games with Winnipeg in 2018-19, leading the club in PPG and shots on goal
- ★ Set career highs in goals, points and PPG with 44-26-70 and 20 PPG in 82 contests with the Jets in 2017-18
- ★ Led the NHL in PPG in 2017-18 and finished second in goals (Ovechkin; 49)
- ★ Made his NHL debut in 2016-17, recording 36-28-64 in 73 contests with Winnipeg

- ★ Named to the 2016-17 NHL All-Rookie Team, played in the 2017 NHL All-Star Game and finished second in voting for the Calder Trophy (Best Rookie) to Toronto's Auston Matthews
- ★ Tied for the league lead among rookies in PPG (nine) and finished second in goals and points in 2016-17
- ★ Helped Finland win silver at the 2016 World Championships and was named the Best Forward and Most Valuable Player of the tournament after notching 7-5-12 in 10 games
- ★ Led Finland to gold at the 2016 IIHF World Junior Championships after posting 7-6-13 in seven appearances
- ★ Named the Liiga Rookie of the Year in 2015-16 after posting 17-16-33 in 46 games with Tappara (Liiga) after leading league rookies in goals and points
- ★ Led Tappara to league championship and was named the Best Player in the Playoffs (Jari Kurri Award) after leading the league in playoff goals (10)
- ★ **DRAFTED:** Winnipeg's first round pick, second overall, at the 2016 NHL Draft
- ★ **ACQUIRED:** By Columbus with C Jack Roslovic from the Jets in exchange for C Pierre-Luc Dubois and a 2022 third round pick on Jan. 23, 2021

CAREER RECORD

YEAR	TEAM	LEAGUE	REGULAR SEASON													PLAYOFFS				
			GP	TOI	G	A	PTS	+/-	PIM	PP	SH	GW	S	S%	GP	G	A	PTS	PIM	
2014-15	Tappara	Liiga	6	4:39	0	1	1	0	2	0	0	0	10	0.0	
2015-16	Tappara	Liiga	46	17:16	17	16	33	6	6	9	0	4	253	6.7	18	10	5	15	6	
2016-17	Winnipeg	NHL	73	17:55	36	28	64	7	26	9	0	5	204	17.7	
2017-18	Winnipeg	NHL	82	16:29	44	26	70	8	24	20	0	8	241	18.3	17	5	7	12	4	
2018-19	Winnipeg	NHL	82	17:14	30	20	50	-24	42	15	0	3	245	12.2	6	3	1	4	0	
2019-20	Winnipeg	NHL	68	19:25	28	35	63	8	22	8	0	1	226	12.4	1	0	0	0	0	
2020-21	Winnipeg	NHL	1	16:20	2	1	3	1	4	0	0	1	3	66.7	
	Columbus	NHL	45	17:28	10	11	21	-29	21	4	0	0	79	12.7	
2021-22	Columbus	NHL	56	18:50	26	30	56	-7	24	5	0	7	167	15.6	
2022-23	Columbus	NHL	55	19:07	22	30	52	-12	16	8	0	1	184	12.0	
2023-24	Columbus	NHL	18	15:13	6	3	9	-10	6	1	0	0	41	14.6	
CBJ TOTALS			174	18:12	64	74	138	-58	67	18	0	8	471	13.6	
NHL TOTALS			480	17:52	204	184	388	-58	185	70	0	26	1,390	14.7	24	8	8	16	4	
LIIGA TOTALS			52	15:49	17	17	34	6	8	9	0	4	263	6.5	18	10	5	15	6	

PLAYERS



86 KIRILL MARCHENKO

POSITION: Right Wing
SHOT: Right
HEIGHT: 6'3"
WEIGHT: 195

BORN: July 21, 2000
BIRTHPLACE: Barnaul, Russia
RESIDES: Moscow, Russia
 [MarchenkoKirill86](#)

NHL YEAR: 2nd **CBJ YEAR:** 2nd **CONTRACT STATUS:** Signed Through 2023-24 (RFA)

2023-24 STATISTICS

GP	G	A	PTS	+/-	PIM	PP	SH	GW	SHOTS	SPCT.	TOI	HITS	GVA	TKA	BKSHOTS
78	23	19	42	-5	14	9	0	1	193	11.9	16:25	55	28	49	39

Games lost to injury: 1... **Multi-point (goal) games:** 9 (2)... **Most Points:** 3 - Dec. 19 at Buffalo... **Most Goals:** 3 - Dec. 19 at Buffalo... **Most Assists:** 2 - Oct. 12 vs. Philadelphia... **Most PIM:** 2 (7x) - Apr. 13 at Nashville, most recent... **Most Shots:** 6 (5x) - Apr. 4 vs. NY Islanders, most recent... **TOI:** 22:33 - Mar. 30 vs. Pittsburgh.

2023-24 SEASON

- ★ Led Columbus in goals and power play goals and ranked second in shots on goal
- ★ Became the second player in franchise history to record 20 or more goals in each of his first two NHL seasons (Pierre-Luc Dubois) on Apr. 1 vs. Colorado
- ★ Notched 6-4-10 and 37 shots on goal in the final 14 games of the season
- ★ Recorded 1-1-2 in his 100th career NHL game on Jan. 13 vs. Seattle and tied Rick Nash for most goals through the first 100 games of an NHL career in franchise history (35-14-49)
- ★ Set a career high with points in five consecutive games from Nov. 2-11 (3-2-5)
- ★ Totaled 13-5-18 in 24 games from Nov. 2-Dec. 19, including his first career natural hat trick and second overall on Dec. 19 at Buffalo

CAREER HIGHLIGHTS

- ★ Set the Blue Jackets franchise rookie records for most goals and power play goals (tied) in a season with 21-4-25 and seven PPG in 59 contests in 2022-23
- ★ Finished tied for the lead among NHL rookies in power play goals and ranked second in shooting percentage (16.0) and third in goals in 2022-23
- ★ Led NHL rookies in goals and power play goals since making his NHL debut on Dec. 6, 2022 at Pittsburgh
- ★ Ranked second-T on CBJ in power play goals and third-T in goals in 2022-23
- ★ Set the franchise record for most goals by a rookie in a single season with 21st of the season on Apr. 2, 2023 vs. Ottawa, surpassing Pierre-Luc Dubois (20, 2017-18)
- ★ Became the third player in NHL history to have each of his first 13 or more career regular-season points come solely in the form of goals, joining Joe Malone (16-0-16 in 1917-18 w/ MTL) and John McKinnon (13-0-13 in 1926-27 w/ PIR)
- ★ Added 8-11-19 in 16 AHL games with Cleveland in 2022-23, ranking second among AHL rookies in points at time of recall on Dec. 5

- ★ Split the 2021-22 season between SKA St. Petersburg in the KHL and SKA-Neva St. Petersburg in the VHL
 - ★ Recorded 12-8-20 in 39 contests with SKA in 2021-22, finishing fourth on the team in goals, fifth in points and seventh in assists
 - ★ Spent the majority of the 2020-21 campaign with SKA St. Petersburg and notched 15-13-28 in 41 games
 - ★ Finished third-T on the club in goals and seventh in total points in 2020-21
 - ★ Split the 2019-20 season between SKA and SKA-Neva and combined for 16-12-28 in 45 outings
 - ★ Tallied 7-9-16 in 31 games with SKA and had the most points by junior in the KHL in 2019-20
 - ★ Helped Russia claim a silver medal in the 2020 IIHF World Junior Championships with 2-4-6 in seven games
 - ★ Skated for four different teams in the SKA organization in 2018-19, combining for 10-16-26 in 44 appearances
 - ★ Collected 2-1-3 in 23 games with SKA-Neva in Russia's second pro league in 2018-19
 - ★ Helped Russia win bronze at the 2019 IIHF World Junior Championships
 - ★ Made his KHL debut in 2017-18, skating in two contests for Yugra Khanty-Mansiysk
 - ★ Totaled 8-8-16 and 33 PIM in 31 appearances with Mamonty Yugry in Russia's junior league (MHL) in 2017-18
 - ★ Named a top-three player for Russia at the 2018 IIHF World U18 Championships with 3-3-6 in five outings
- ★ **DRAFTED:** Columbus' second round pick, 49th overall, at the 2018 NHL Draft

PLAYERS

CAREER RECORD

REGULAR SEASON

PLAYOFFS

YEAR	TEAM	LEAGUE	GP	TOI	G	A	PTS	+/-	PIM	PP	SH	GW	S	S%	GP	G	A	PTS	PIM
2017-18	HC Yugra	KHL	2	13:51	0	0	0	-1	0	0	0	0	3	0.0
2018-19	St. Petersburg	KHL	1	0:15	0	0	0	0	0	0	0	0	0	0.0
	Neva St. Petersburg	VHL	23	11:09	2	1	3	-3	4	2	0	0	47	4.3	3	0	0	0	0
2019-20	St. Petersburg	KHL	31	10:14	7	9	16	16	6	0	0	2	50	14.0	4	3	2	5	2
	Neva St. Petersburg	VHL	14	15:40	9	3	12	-2	4	5	0	2	44	20.5	1	1	0	1	2
2020-21	St. Petersburg	KHL	41	13:59	15	13	28	11	14	3	0	2	92	16.3	14	3	1	4	4
2021-22	St. Petersburg	KHL	39	11:42	12	8	20	5	13	4	0	1	90	13.3
	Neva St. Petersburg	VHL	2	19:53	1	2	3	-1	2	1	0	0	9	11.1	12	6	2	8	12
2022-23	Columbus	NHL	59	16:11	21	4	25	-23	16	7	0	1	131	16.0
	Cleveland	AHL	16	n/a	8	11	19	-5	8	4	0	0	51	15.7
2023-24	Columbus	NHL	78	16:25	23	19	42	-5	14	9	0	1	193	11.9
CBJ/NHL TOTALS			137	16:19	44	23	67	-28	30	16	0	2	324	13.6
KHL TOTALS			114	12:04	34	30	64	31	33	7	0	5	235	14.5	18	6	3	9	6
AHL TOTALS			16	...	8	11	19	-5	8	4	0	0	51	15.7
VHL TOTALS			39	13:35	12	6	18	-6	10	8	0	2	100	12.0	16	7	2	9	14
MHL TOTALS			82	...	34	38	72	41	43	10	0	4	230	14.8	17	8	5	13	12



90 ELVIS MERZLIKINS

POSITION: Goaltender

BORN: April 13, 1994

CATCHES: Left

BIRTHPLACE: Riga, Latvia

HEIGHT: 6'3"

RESIDES: New Albany, Ohio

WEIGHT: 184



NHL YEAR: 5th

CBJ YEAR: 5th

CONTRACT STATUS: Signed Through 2026-27 (UFA)

2023-24 STATISTICS

GP	W	L	OT	SA	GA	GAA	SV	SV%	SO	G	A	PIM	MIN
41	13	17	8	1,266	130	3.45	1,136	.897	1	0	0	4	2,258:40

Games lost to injury: 14... Most Saves: 44 (50 shots) - Mar. 22 at Colorado... Most Shots Faced: 50 - Mar. 22 at Colorado.

2023-24 SEASON

- ★ Made 30 or more saves 16 times, including four contests with 40 or more
- ★ Turned aside all 21 shots faced in 1-0 win on Jan. 30 at St. Louis for first shutout of season, becoming fifth goaltender in franchise history with 10 career shutouts
- ★ Went 3-2-1 with a 2.68 GAA and .930 SV% in six games from Nov. 22-Dec. 5

CAREER HIGHLIGHTS

- ★ Went 7-18-2 with a .876 SV% in 30 games with Columbus in 2022-23, making 30 or more saves in 12 of his contests
- ★ Set single-season career highs in games played (59) and wins (27) and became the fourth different CBJ goaltender to win 25 games in a single campaign (Sergei Bobrovsky, Marc Denis, Steve Mason) in 2021-22
- ★ Set franchise records with 56 saves on 62 shots faced in a 6-0 loss on Jan. 26, 2022 vs. Calgary
- ★ Set the club record for fewest games played to 10 wins (14) with a victory on Dec. 5, 2021 vs. San Jose and tied the franchise record for the longest win streak (4-0-0) to start a season (third time)
- ★ Became the fifth player, and second goaltender (Steve Mason), in club history to be named to the NHL All-Rookie Team after leading league rookies (min. 20 GP) in GAA, SV% and shutouts and ranking third-T in wins with a 13-9-8 record, 2.35 GAA, .923 SV% and 5 shutouts in 2019-20
- ★ Finished second-T in the NHL in shutouts and fifth in GAA and SV (tied) in 2019-20
- ★ Led the NHL in shutouts (5) and ranked second in GAA (1.97) and SV% (.935) from Dec. 31, 2019 through the end of the campaign
- ★ Was the sixth NHL goaltender, and second rookie, since 1929-30 to record five shutouts in a span of eight games (Jan. 11-Feb. 7, 2020; 8-0-0, 1.00 GAA, .967 SV%)

- ★ Collected his first career NHL win, stopping 36-of-37 shots in a 4-1 victory on Dec. 31, 2019 vs. Florida
- ★ Went 22-18-0 with a 2.44 GAA, .921 SV% and a career-high five shutouts in 43 games with HC Lugano (NLA) in 2018-19
- ★ Finished second-T in the NLA in wins, third-T in shutouts and fourth in SV%
- ★ Went 19-15-1 with a 2.72 GAA, .921 SV% with 4 shutouts in 40 games with HC Lugano in 2017-18
- ★ Won the NLA "Jacques Plante Trophy" as Goalie of the Year for the second time in his career in 2017-18 after ranking third-T in the league in shutouts, fourth in wins and fifth in SV%
- ★ Posted a 19-16-1 record with a 2.89 GAA, .916 SV% and three shutouts with HC Lugano in 2016-17
- ★ Awarded the 2015-16 NLA "Jacques Plante Trophy" after registering a 23-13-4 record with a 2.76 GAA and .922 SV% in 44 games, ranking second in the league in SV%, fifth in wins and sixth in GAA
- ★ Went 11-7-1 in 21 games with HC Lugano with a 2.61 GAA and .913 SV% with 1 shutout in 2014-15
- ★ Made his NLA debut, registering a 11-10-0 record with a 2.13 GAA and .925 SV% in 22 games with HC Lugano in 2013-14
- ★ Played 30 games with Lugano U20 (Elite Jr. A), finishing with a 2.76 GAA in 2012-13
- ★ Represented Latvia at the 2016, 2017, 2018, 2019 and 2022 IIHF World Championships and was named a top three player for his team in three-straight tournaments from 2016-18

★ **DRAFTED:** Columbus' third round pick, 76th overall, at the 2014 NHL Draft

PLAYERS

CAREER RECORD

REGULAR SEASON

PLAYOFFS

YEAR	TEAM	LEAGUE	GP	W	L	OT	SO	GA	SA	SV%	GAA	MIN	GP	W-L	SO	GA	SV%	GAA	MIN
2013-14	HC Lugano	Swiss-A	22	11	10	0	1	45	596	.925	2.13	1,269	1	0-0	0	1	.976	.750	80
2014-15	HC Lugano	Swiss-A	21	11	7	1	1	57	659	.913	2.61	1,309	1	0-1	0	2	.857	3.33	37
2015-16	HC Lugano	Swiss-A	44	23	13	4	1	125	1,609	.922	2.76	2,713	15	8-6	0	36	.937	2.32	930
2016-17	HC Lugano	Swiss-A	40	19	16	1	3	116	1,387	.916	2.89	2,408	11	5-5	0	25	.933	2.29	654
2017-18	HC Lugano	Swiss-A	40	19	15	1	4	110	1,390	.921	2.72	2,431	18	11-7	2	40	.935	2.17	1,104
2018-19	HC Lugano	Swiss-A	43	22	18	0	5	104	1,312	.921	2.44	2,559	4	0-4	0872	3.95	273
2019-20	Columbus	NHL	33	13	9	8	5	71	919	.923	2.35	1,815	2	1-1	0	4	.946	1.96	122
	Cleveland	AHL	2	1	1	0	0	3	59	.949	1.52	119
2020-21	Columbus	NHL	28	8	12	5	2	69	825	.916	2.77	1,497
2021-22	Columbus	NHL	59	27	23	7	2	178	1,920	.907	3.22	3,320
2022-23	Columbus	NHL	30	7	18	2	0	110	889	.876	4.23	1,560
2023-24	Columbus	NHL	41	13	17	8	1	130	1,266	.897	3.45	2,259
CBJ/NHL TOTALS			191	68	79	30	10	558	5,819	.904	3.20	10,451	2	1-1	0	4	.946	1.96	122
AHL TOTALS			2	1	1	0	0	3	59	.949	1.52	119
SWISS-A TOTALS			210	105	79	7	15	453	5,641	.920	2.68	12,689	50	24-23	2	104	.932	2.25	1,974
SWISS-JR TOTALS			50	2.78	...	17	3.53	...

GAME-BY-GAME STATISTICS



DATE	OPP.	GS	TOI	W	L	OTL	GA	GAA	SA	SV	SV%	SO	G	A	PIM
Oct. 12	vs. PHI	1	58:01	0	1	0	2	2.07	35	33	.943	0	0	0	0
Oct. 14	vs. NYR	1	39:54	1	0	0	1	1.50	25	24	.960	0	0	0	0
Oct. 16	vs. DET				ILLNESS										
Oct. 20	vs. CGY														
Oct. 21	at MIN	1	63:02	1	0	0	4	3.81	28	24	.857	0	0	0	0
Oct. 24	vs. ANA	1	61:44	0	0	1	3	2.92	27	24	.889	0	0	0	2
Oct. 26	at MTL	1	64:17	0	0	1	4	3.73	29	25	.862	0	0	0	0
Oct. 28	vs. NYI														
Oct. 30	at DAL	1	57:13	0	1	0	4	4.19	32	28	.875	0	0	0	0
Nov. 2	vs. TBL	1	60:00	1	0	0	2	2.00	29	27	.931	0	0	0	0
Nov. 4	at WSH	1	58:03	0	1	0	2	2.07	27	25	.926	0	0	0	0
Nov. 6	at FLA	1	6:09	0	0	0	3	29.27	10	7	.700	0	0	0	0
Nov. 9	vs. DAL														
Nov. 11	at DET														
Nov. 12	at NYR	1	65:00	0	0	1	3	2.77	40	37	.925	0	0	0	0
Nov. 14	vs. PIT	1	58:54	0	1	0	4	4.07	40	36	.900	0	0	0	0
Nov. 16	vs. ARI	1	56:40	0	1	0	3	3.18	32	29	.906	0	0	0	0
Nov. 18	at WSH	1	58:47	0	1	0	4	4.08	26	22	.846	0	0	0	0
Nov. 19	at PHI														
Nov. 22	vs. CHI	1	60:00	1	0	0	3	3.00	36	33	.917	0	0	0	0
Nov. 24	at NJD	1	60:00	1	0	0	1	1.00	38	37	.974	0	0	0	0
Nov. 26	at CAR	1	58:55	0	1	0	3	3.06	43	40	.930	0	0	0	0
Nov. 27	vs. BOS														
Nov. 29	vs. MTL	1	58:56	0	1	0	3	3.05	30	27	.900	0	0	0	0
Dec. 1	vs. OTT	1	59:57	1	0	0	2	2.00	43	41	.953	0	0	0	0
Dec. 3	at BOS														
Dec. 5	vs. LAK	1	60:33	0	0	1	4	3.96	39	35	.897	0	0	0	0
Dec. 7	at NYI				ILLNESS										
Dec. 8	vs. STL				ILLNESS										
Dec. 10	vs. FLA				ILLNESS										
Dec. 14	at TOR	1	63:26	1	0	0	5	4.73	48	43	.896	0	0	0	0
Dec. 16	vs. NJD														
Dec. 19	at BUF														
Dec. 21	vs. WSH	1	64:07	0	0	1	3	2.81	32	29	.906	0	0	0	2
Dec. 23	vs. TOR														
Dec. 27	at NJD	1	62:06	0	0	1	4	3.86	35	31	.886	0	0	0	0
Dec. 29	vs. TOR	1	20:00	0	0	0	2	6.00	14	12	.857	0	0	0	0
Dec. 30	at BUF				ILLNESS										
Jan. 2	vs. BOS														
Jan. 4	at PHI														
Jan. 6	vs. MIN														
Jan. 9	at WPG														
Jan. 13	vs. SEA														
Jan. 15	vs. VAN	1	65:00	1	0	0	3	2.77	30	27	.900	0	0	0	0
Jan. 19	vs. NJD	1	60:00	0	1	0	4	4.00	33	29	.879	0	0	0	0
Jan. 23	at EDM	1	59:46	0	1	0	4	4.02	24	20	.833	0	0	0	0
Jan. 25	at CGY														
Jan. 27	at VAN	1	64:01	0	0	1	5	4.69	34	29	.853	0	0	0	0
Jan. 28	at SEA														
Jan. 30	at STL	1	59:46	1	0	0	0	0.00	21	21	1.000	1	0	0	0
Feb. 10	vs. TBL	1	58:26	0	1	0	3	3.08	36	33	.917	0	0	0	0
Feb. 13	at OTT														
Feb. 17	at SJS	1	58:52	1	0	0	3	3.06	31	28	.903	0	0	0	0
Feb. 20	at LAK	1	60:00	0	1	0	5	5.00	35	30	.857	0	0	0	0
Feb. 21	at ANA	0	3:55	0	0	0	2	30.64	2	0	.000	0	0	0	0
Feb. 23	vs. BUF														
Feb. 25	vs. NYR	1	59:42	1	0	0	2	2.01	40	38	.950	0	0	0	0
Feb. 28	at NYR	1	58:37	0	1	0	2	2.05	28	26	.929	0	0	0	0
Feb. 29	vs. CAR														
Mar. 2	at CHI	1	60:00	1	0	0	2	2.00	28	26	.929	0	0	0	0
Mar. 4	vs. VGK				INJURED										
Mar. 5	at PIT				INJURED										
Mar. 7	vs. EDM														
Mar. 9	vs. NSH														
Mar. 12	at MTL	1	5:48	0	1	0	3	31.03	4	1	.250	0	0	0	0
Mar. 14	vs. OTT	1	65:00	0	0	1	2	1.85	37	35	.946	0	0	0	0
Mar. 16	vs. SJS														
Mar. 17	vs. WPG	1	59:38	0	1	0	6	6.04	27	21	.778	0	0	0	0
Mar. 19	at DET														
Mar. 22	at COL	1	60:00	0	1	0	6	6.00	51	45	.882	0	0	0	0
Mar. 23	at VGK														
Mar. 26	at ARI	1	59:59	0	1	0	6	6.00	35	29	.829	0	0	0	0
Mar. 28	at PIT														
Mar. 30	vs. PIT	1	64:26	1	0	0	3	2.79	33	30	.909	0	0	0	0
Apr. 1	vs. COL				INJURED										
Apr. 4	vs. NYI				INJURED										
Apr. 6	vs. PHI				INJURED										
Apr. 7	at CAR				INJURED										
Apr. 9	at TBL				INJURED										
Apr. 11	at FLA				INJURED										
Apr. 13	at NSH				INJURED										
Apr. 16	vs. CAR														
TOTALS		40		13	17	8	130		1,267	1,137	.897	1	0	0	4

PLAYERS



92 ALEX NYLANDER

POSITION: Left Wing/Right Wing **BORN:** March 2, 1998
SHOT: Right **BIRTHPLACE:** Calgary, Alberta
HEIGHT: 6'1" **RESIDES:** Calgary, Alberta
WEIGHT: 192 AlexNylander

NHL YEAR: 6th **CBJ YEAR:** 1st **CONTRACT STATUS:** Signed Through 2023-24 (RFA)

2023-24 STATISTICS

GP	G	A	PTS	+/-	PIM	PP	SH	GW	SHOTS	SPCT.	TOI	HITS	GVA	TKA	BKSHOTS
28	11	4	15	-1	6	2	0	2	72	15.3	16:15	12	9	6	12

Games lost to injury: 3... **Multi-point (goal) games:** 4 (3)... **Most Points:** 3 (2x) - Mar. 16 vs. San Jose, most recent... **Most Goals:** 3 - Mar. 4 vs. Vegas... **Most Assists:** 1 (4x) - Apr. 6 vs. Philadelphia, most recent... **Most PIM:** 2 (3x) - Apr. 13 at Nashville, most recent... **Most Shots:** 5 (5x) - Apr. 13 at Nashville, most recent... **TOI:** 23:16 - Mar. 30 vs. Pittsburgh.

2023-24 SEASON

- ★ Set a career high in goals with 11-4-15 and six penalty minutes in 28 games split between Pittsburgh and Columbus
- ★ Registered 8-3-11 in his first 11 games with the Blue Jackets to become the first player in franchise history and the first player in the NHL since Vancouver's Elias Pettersson (10 G in 11 GP in 2018-19) to record at least eight goals in his first 11 games with a team
- ★ Notched his first career NHL hat trick and first career three-point effort with 3-0-3 on Mar. 4 vs. Vegas
- ★ Added 17-15-32 and 154 shots on goal in 43 games with Wilkes-Barre/Scranton in the AHL, leading the team in goals and points at the time of the trade to Columbus

- ★ Represented Sweden at the 2018 IIHF World Junior Championships, earning a silver medal with the club after posting 1-6-7 in seven games and was named a Top 3 Player on the Team
- ★ Notched his first career NHL goal with Buffalo on Apr. 6, 2018 at Tampa Bay
- ★ Made his NHL debut with Buffalo on Apr. 3, 2017 and notched his 1st career point (assist) on Apr. 9, 2017 at Tampa Bay
- ★ Posted 5-7-12 in seven appearances with Sweden at the 2017 IIHF World Junior Championships and was named to the All-Star Team and a Top 3 Player on Team
- ★ Skated for Mississauga in the Ontario Hockey League in 2015-16, leading the club in goals, assists and points with 28-47-75 in 57 games
- ★ Named both the CHL and OHL Rookie of the Year and to the OHL First All-Rookie Team in 2015-16, after notching the most assists and points by a rookie in the OHL

CAREER HIGHLIGHTS

- ★ Registered 1-1-2 in nine appearances with Pittsburgh in 2022-23
- ★ Set AHL career highs and led Wilkes-Barre/Scranton in goals and ranked ninth in the AHL in PPG with 25-25-50 and 12 PPG in 55 games in 2022-23
- ★ Split the 2021-22 campaign between Rockford and Wilkes-Barre/Scranton, combining for 22-20-42 in 67 AHL contests
- ★ Missed the entire 2020-21 campaign due to a knee injury
- ★ Set career highs with 10-16-26 and 94 shots on goal in 65 games with Chicago in 2019-20

- ★ **DRAFTED:** Buffalo's first round pick, eighth overall, at the 2016 NHL Draft
- ★ **ACQUIRED:** By Columbus with a conditional 2026 sixth round pick from the Pittsburgh Penguins in exchange for RW Emil Bemstrom on Feb. 22, 2022

PLAYERS

CAREER RECORD

YEAR	TEAM	LEAGUE	REGULAR SEASON													PLAYOFFS				
			GP	TOI	G	A	PTS	+/-	PIM	PP	SH	GW	S	S%	GP	G	A	PTS	PIM	
2016-17	Buffalo	NHL	4	12:20	0	1	1	-2	0	0	0	0	0	4	0.0
	Rochester	AHL	65	n/a	10	18	28	-24	6	3	0	1	106	9.4	
2017-18	Buffalo	NHL	3	12:52	1	0	1	-3	0	0	0	0	2	50.0	
	Rochester	AHL	51	n/a	8	19	27	3	10	1	0	0	83	9.6	3	0	0	0	0	
2018-19	Buffalo	NHL	12	12:12	2	2	4	-4	4	1	0	0	16	12.5	
	Rochester	AHL	49	n/a	12	19	31	11	12	5	0	1	89	13.5	
2019-20	Chicago	NHL	65	12:08	10	16	26	-2	10	0	0	1	94	10.6	8	0	0	0	2	
2020-21	Chicago	NHL	DID NOT PLAY																	
2021-22	Rockford	AHL	23	n/a	8	4	12	-10	2	2	0	3	51	15.7	
	W-B/Scranton	AHL	44	n/a	14	16	30	-1	8	5	0	2	98	14.3	6	3	3	6	0	
2022-23	Pittsburgh	NHL	9	12:18	1	1	2	1	6	0	0	0	11	9.1	
	W-B/Scranton	AHL	55	n/a	25	25	50	2	8	12	0	2	156	16.0	
2023-24	Pittsburgh	NHL	5	13:52	0	0	0	0	0	0	0	0	10	0.0	
	W-B/Scranton	AHL	43	n/a	17	15	32	1	6	3	0	4	154	11.0	
	Columbus	NHL	23	16:46	11	4	15	-1	6	2	0	2	62	17.7	
CBJ TOTALS			23	16:46	11	4	15	-1	6	2	0	2	62	17.7	
NHL TOTALS			121	13:08	25	24	49	-11	26	3	0	3	199	12.6	8	0	0	0	2	
AHL TOTALS			330	...	94	116	210	-18	52	31	0	13	737	12.8	9	3	3	6	0	
OHL TOTALS			57	...	28	47	75	8	18	9	1	5	178	15.7	6	6	6	12	2	



24 MATHIEU OLIVIER

POSITION: Right Wing

SHOT: Right

HEIGHT: 6'1"

WEIGHT: 222

BORN: February 11, 1997

BIRTHPLACE: Biloxi, Mississippi

RESIDES: Quebec City, Quebec

[X @MattOlivier24](#)

[@MattOlivier24](#)

NHL YEAR: 5th

CBJ YEAR: 2nd

CONTRACT STATUS: Signed Through 2024-25 (UFA)

2023-24 STATISTICS

GP	G	A	PTS	+/-	PIM	PP	SH	GW	SHOTS	SPCT.	TOI	HITS	GVA	TKA	BKSHOTS
54	5	7	12	-4	70	0	1	1	55	9.1	11:17	163	5	10	36

Games lost to injury: 1... **Multi-point (goal) games:** 1 (0)... **Most Points:** 2 - Apr. 16 vs. Carolina... **Most Goals:** 1 (5x) - Mar. 30 vs. Pittsburgh, most recent... **Most Assists:** 2 - Apr. 16 vs. Carolina... **Most PIM:** 9 - Nov. 19 at Philadelphia... **Most Shots:** 3 (4x) - Mar. 30 vs. Pittsburgh, most recent... **TOI:** 16:04 - Apr. 6 vs. Philadelphia.

2023-24 SEASON

- ★ Tied his single-season career high in goals, led the club in hits and ranked second in penalty minutes
- ★ Notched goals in two-straight games on Mar. 28 at Pittsburgh and Mar. 30 vs. Pittsburgh

CAREER HIGHLIGHTS

- ★ Set single-season career highs with 5-10-15 and 81 penalty minutes in 66 games in his first season with the Blue Jackets in 2022-23, leading the team in PIM
- ★ Notched his first goal as a Blue Jacket and first career game-winning goal on Nov. 17, 2022 vs. Montreal
- ★ Split 2021-22 season between Nashville and Milwaukee (AHL), collecting 0-1-1 and 14 PIM in 10 outings with the Predators
- ★ Added 5-6-11 and 76 PIM in 46 outings with the AHL's Milwaukee Admirals, ranking second on the club in PIM-per-game (1.65) and fourth in PIM in 2021-22
- ★ Finished fifth in the NHL in PIM and posted career highs with 3-2-5, 70 PIM and 62 hits in 30 appearances with the Predators in 2020-21
- ★ Scored his first career NHL goal (PPG) on Jan. 30, 2021 at Tampa Bay (Andrei Vasilevskiy)
- ★ Spent the majority of the 2019-20 campaign with the Admirals, setting career highs in games played, goals, assists and points with 10-9-19 and 95 PIM in 56 games
- ★ Collected 4-8-12 with 91 PIM in 54 outings with Milwaukee (AHL) during his first professional season in 2018-19
- ★ Tied for the AHL lead and led league rookies in fighting majors with nine in 2018-19

- ★ Serving as an alternate captain for the Sherbrooke Phoenix (QMJHL), set career highs in goals, assists and points with 27-22-49 and 90 PIM in 67 games in 2017-18
- ★ Registered 9-15-24 and a +4 plus/minus rating in 58 games with Shawinigan and led the club in PIM (102) in 2016-17
- ★ Recorded 11-19-30 with 80 PIM and a +25 plus/minus rating in 59 appearances with Shawinigan in 2015-16
- ★ Helped lead Shawinigan to the President's Cup Final in 2016
- ★ Split the 2014-15 campaign between the Moncton Wildcats and Shawinigan Cataractes in the QMJHL, collecting 3-4-7 with 39 PIM in 33 games with Moncton and 3-3-6 with 36 PIM in 30 outings with Shawinigan

★ **DRAFTED:** Undrafted

★ **ACQUIRED:** Acquired from Nashville in exchange for a 2022 fourth round pick previously acquired from Toronto on June 30, 2022

CAREER RECORD

YEAR	TEAM	LEAGUE	REGULAR SEASON													PLAYOFFS				
			GP	TOI	G	A	PTS	+/-	PIM	PP	SH	GW	S	S%	GP	G	A	PTS	PIM	
2018-19	Milwaukee	AHL	54	n/a	4	8	12	5	91	0	1	0	56	7.1	5	1	0	1	22	
2019-20	Nashville	NHL	8	7:33	0	1	1	1	4	0	0	0	6	0.0	
	Milwaukee	AHL	56	n/a	10	9	19	5	95	0	0	2	77	13.0	
2020-21	Nashville	NHL	30	10:55	3	2	5	-1	70	1	0	0	25	12.0	2	0	0	0	2	
2021-22	Nashville	NHL	10	10:06	0	1	1	-3	14	0	0	0	5	0.0	3	0	0	0	12	
	Milwaukee	AHL	46	n/a	5	6	11	-7	76	0	1	0	47	10.6	7	0	0	0	6	
2022-23	Columbus	NHL	66	11:38	5	10	15	-20	81	0	0	1	75	6.7	
2023-24	Columbus	NHL	54	11:17	5	7	12	-4	70	0	1	1	55	9.1	
CBJ TOTALS			120	11:28	10	17	27	-24	151	0	1	2	130	7.7	
NHL TOTALS			168	11:06	13	21	34	-27	239	1	1	2	166	7.8	5	0	0	0	14	
AHL TOTALS			156	...	19	23	42	3	262	0	2	2	180	10.6	12	1	0	1	22	
QMJHL TOTALS			300	...	59	71	130	27	390	10	6	7	575	10.3	50	7	9	16	44	

PLAYERS



9 IVAN PROVOROV

POSITION: Defense

SHOT: Left

HEIGHT: 6'1"

WEIGHT: 220

BORN: January 13, 1997

BIRTHPLACE: Yaroslavl, Russia

RESIDES: Yaroslavl, Russia

IPro13

NHL YEAR: 8th

CBJ YEAR: 1st

CONTRACT STATUS: Signed Through 2024-25 (UFA)

2023-24 STATISTICS

GP	G	A	PTS	+/-	PIM	PP	SH	GW	SHOTS	SPCT.	TOI	HITS	GVA	TKA	BKSHOTS
82	5	27	32	-11	20	0	0	0	107	4.7	22:10	66	40	22	155

Games lost to injury: 0... **Multi-point (goal) games:** 4 (1)... **Most Points:** 2 (4x) - Jan. 13 vs. Seattle, most recent... **Most Goals:** 1 - Jan. 13 vs. Seattle... **Most Assists:** 2 (3x) - Dec. 19 at Buffalo, most recent... **Most PIM:** 4 - Feb. 10 vs. Tampa Bay... **Most Shots:** 4 (3x) - Mar. 22 at Colorado, most recent... **TOI:** 27:32 - Dec. 27 at New Jersey.

2023-24 SEASON

- ★ Was the only Blue Jacket to skate in all 82 games, playing in every game of a season for the seventh time in his career (has played in 614 of possible 617 career games)
- ★ Ranked second on the club in blocked shots and TOI and third in assists
- ★ Set a single-season career high with his 25th assist of the season on Mar. 28 at Pittsburgh
- ★ Skated in his 600th career NHL game on Mar. 17 vs. Winnipeg
- ★ Collected 1-12-13 in his first 20 games with the Blue Jackets, including his first two assists with the club on Oct. 14 vs. the NY Rangers and first goal on Nov. 18 at Washington (Charlie Lindgren)

CAREER HIGHLIGHTS

- ★ Led the Flyers in blocked shots (162) and TOI/GP (23:01), while ranking second among club blueliners in assists and points with 6-21-27 in 82 contests in 2022-23
- ★ Ranked 14th in the NHL in blocked shots in 2022-23
- ★ Earned fourth Barry Ashbee Trophies, given annually to the Flyers' best defenseman as voted by the media (2016-17, 2019-20, 2020-21, 2022-23)
- ★ Served as an alternate captain in his final three seasons with Philadelphia from 2020-23
- ★ Led Flyers blueliners in goals and points with 9-22-31 in 79 contests in 2021-22
- ★ Set a Flyers franchise record for consecutive games played from the start of a career, skating in 403-straight games from Oct. 14, 2016-Jan. 1, 2022
- ★ Named a Top Three Player for Russia at the 2021 IIHF World Championships, registering 0-2-2 in 8 games
- ★ Finished eighth in the NHL in TOI/GP, finishing with 7-19-26 on 25:00 TOI/GP in 79 games with the Flyers in 2020-21
- ★ Led all NHL defensemen in power play goals with seven in 2019-20, marking just the eighth occasion, and the seventh different Flyers blueliners, to record seven or more PPG in a campaign

- ★ Ranked eighth in the NHL average ice time (24:51) in 2019-20
- ★ Ranked sixth in the league in TOI/GP (25:07) in 2018-19
- ★ Set career highs in goals, assists (tied), points, and plus/minus rating with 17-24-41 and a +17 plus/minus rating in 82 games in 2017-18
- ★ Tied Dougie Hamilton (CGY) and Victor Hedman (TBL) for the league lead for goals by a defenseman in 2017-18
- ★ Helped Russia capture a bronze medal at the 2017 IIHF World Championships
- ★ Ranked fourth among NHL rookie blueliners in assists and points with 6-24-30 in 82 contests with the Flyers in 2016-17
- ★ Earned silver medals with Russia at the 2015 and 2016 IIHF World Junior Championships and was named a Top Three Player on the team in 2016
- ★ Played two seasons for the Brandon Wheat Kings of the Western Hockey League from 2014-16, racking up 36-98-134 in 122 games
- ★ Named the Canadian Hockey League's Defenseman of the Year and the WHL's top Defenseman (Bill Hunter Trophy) in 2015-16 after helping the Wheat Kings capture the league championship with 21-52-73 in 62 regular season games and 3-10-13 in 21 playoff appearances
- ★ Led WHL defensemen in points and plus/minus rating (+64) in 2015-16
- ★ Named to the 2015 and 2016 WHL (East) First All-Star Teams
- ★ Led WHL rookies in assists and points with 15-46-61 in 60 games with Brandon in 2014-15
- ★ Recorded 6-13-19 with 32 penalty minutes in 56 appearances with the Cedar Rapids RoughRiders of the United States Hockey League
- ★ **DRAFTED:** Philadelphia's first round pick, seventh overall, at the 2015 NHL Draft
- ★ **ACQUIRED:** Acquired as part of a three-team trade involving Philadelphia and Los Angeles in exchange for a first-round pick in the 2023 NHL Draft and a conditional second-round pick in either the 2024 or 2025 NHL Draft on June 6, 2023

CAREER RECORD

REGULAR SEASON

PLAYOFFS

YEAR	TEAM	LEAGUE	GP	TOI	G	A	PTS	+/-	PIM	PP	SH	GW	S	S%	GP	G	A	PTS	PIM
2014-15	Brandon	WHL	60	n/a	15	46	61	36	42	8	0	1	n/a	n/a	19	2	11	13	10
2015-16	Brandon	WHL	62	n/a	21	52	73	64	16	7	1	2	n/a	n/a	21	3	10	13	14
2016-17	Philadelphia	NHL	82	21:59	6	24	30	-7	34	0	0	1	161	3.7
2017-18	Philadelphia	NHL	82	24:09	17	24	41	17	20	2	0	2	203	8.4	6	0	3	3	0
2018-19	Philadelphia	NHL	82	25:07	7	19	26	-16	32	0	0	1	145	4.8
2019-20	Philadelphia	NHL	69	24:51	13	23	36	11	24	7	0	3	150	8.7	16	3	5	8	4
2020-21	Philadelphia	NHL	56	25:00	7	19	26	4	28	0	0	2	126	5.6
2021-22	Philadelphia	NHL	79	24:53	9	22	31	-20	34	1	0	1	170	5.3
2022-23	Philadelphia	NHL	82	23:01	6	21	27	-17	24	0	0	1	115	5.2
2023-24	Columbus	NHL	82	22:10	5	27	32	-11	20	0	0	0	107	4.7
CBJ TOTALS			82	22:10	5	27	32	-11	20	0	0	0	107	4.7
NHL TOTALS			614	23:49	70	179	249	-39	216	10	0	11	1,177	6.0	22	3	8	11	4
WHL TOTALS			122	...	36	98	134	100	58	15	1	3	40	5	21	26	24

PLAYERS



78 DAMON SEVERSON

POSITION: Defense
SHOT: Right
HEIGHT: 6'2"
WEIGHT: 202

BORN: August 7, 1994
BIRTHPLACE: Melville, Saskatchewan
RESIDES: Kelowna, British Columbia

[@DSeves7](#) [DSeves7](#)

NHL YEAR: 10th **CBJ YEAR:** 1st **CONTRACT STATUS:** Signed Through 2030-31 (UFA)

2023-24 STATISTICS

GP	G	A	PTS	+/-	PIM	PP	SH	GW	SHOTS	SPCT.	TOI	HITS	GVA	TKA	BKSHOTS
67	9	19	28	-10	51	0	0	1	88	10.2	21:09	45	33	36	83

Games lost to injury: 15... **Multi-point (goal) games:** 5 (2)... **Most Points:** 2 (5x) - Apr. 6 vs. Philadelphia, most recent... **Most Goals:** 2 (2x) - Apr. 6 vs. Philadelphia, most recent... **Most Assists:** 2 (2x) - Dec. 29 vs. Toronto, most recent... **Most PIM:** 7 - Feb. 10 vs. Tampa Bay... **Most Shots:** 3 (8x) - Apr. 6 vs. Philadelphia, most recent... **TOI:** 26:38 - Mar. 30 vs. Pittsburgh.

2023-24 SEASON

- ★ Set a single-season career high in shooting percentage
- ★ Ranked third on the team in TOI and finished second among club blueliners in goals
- ★ Registered 3-6-9 in the final 16 games of the campaign
- ★ Skated in his 700th career NHL game on Mar. 17 vs. Winnipeg
- ★ Recorded his first goal as a Blue Jacket on Oct. 30 at Dallas (Jake Oettinger)
- ★ Collected his first two assists in a Columbus uniform on Oct. 21 at Minnesota

CAREER HIGHLIGHTS

- ★ Finished his New Jersey career fourth on the franchise's all-time list among blueliners in goals, fifth in assists and points and seventh in games played with 58-205-263 in 647 regular season games
- ★ Finished second among New Jersey defensemen in points and assists and third in goals with 7-26-33 in 81 games in 2022-23
- ★ Became the 17th player in Devils' franchise history - and seventh defenseman - to play in 600 games with the club on Dec. 28, 2022 vs. Boston
- ★ Helped Canada win a silver medal at the 2022 IIHF World Championships, posting 2-6-8 in 10 games
- ★ Set career highs with 11-35-46, five PPG, five multi-assist games and seven multi-point games in 80 contests with the Devils in 2021-22
- ★ Was one of two Devils to skate in all 56 games during the 2020-21 season, marking the third consecutive season he did not miss a game
- ★ Led all Devils skaters in average ice time (22:29) in 2020-21
- ★ Led New Jersey blueliners in goals, assists and points with 8-23-31 in 69 contests in 2019-20

- ★ Earned a silver medal with Canada at the 2019 IIHF World Championships, recording 1-5-6 with 16 PIM in 10 games
- ★ Set then-career highs and led New Jersey defensemen with 11-28-39 and 58 PIM while playing in all 82 games for the first time in his career in 2018-19
- ★ Led Devils blueliners in goals with 9-15-24 in 76 appearances in 2017-18
- ★ Finished with 3-28-31 in 80 contests in 2016-17, leading New Jersey blueliners in assists and points
- ★ Posted 1-20-21 in 72 outings with the Devils in 2015-16
- ★ Led all New Jersey rookies in goals, assists, points and games played with 5-12-17 in 51 games in 2014-15
- ★ Skated in two games for the AHL's Albany Devils at the end of the 2012-13 campaign, including skating in his professional debut on Apr. 19, 2013 vs. Connecticut
- ★ Registered 36-131-167 with 270 PIM in 260 career appearances with the Kelowna Rockets of the Western Hockey League from 2009-13
- ★ Named to the 2013-14 WHL (West) Second All-Star Team after setting career highs with 15-46-61 and a +47 plus/minus rating in 64 contests in 2013-14
- ★ Set career highs in games played and power play goals with 10-42-52 and six PPG in 71 WHL games with the Rockets in 2012-13
- ★ **DRAFTED:** New Jersey's second round pick, 60th overall, at the 2012 NHL Draft
- ★ **ACQUIRED:** Signed an eight-year contract extension with New Jersey through the 2030-31 NHL season and then traded to Columbus in exchange for a third-round pick in the 2023 NHL Draft on June 9, 2023

PLAYERS

CAREER RECORD

REGULAR SEASON

PLAYOFFS

YEAR	TEAM	LEAGUE	GP	TOI	G	A	PTS	+/-	PIM	PP	SH	GW	S	S%	GP	G	A	PTS	PIM
2012-13	Albany	AHL	2	n/a	0	2	2	2	0	0	0	0	3	0.0
2013-14	Kelowna	WHL	64	n/a	15	46	61	47	63	5	1	3	n/a	n/a	14	4	14	18	18
2014-15	New Jersey	NHL	51	21:58	5	12	17	-13	22	0	0	0	93	5.4
2015-16	New Jersey	NHL	72	18:10	1	20	21	-8	32	0	0	0	94	1.1
	Albany	AHL	3	n/a	0	1	1	3	9	0	0	0	10	0.0	11	0	8	8	14
2016-17	New Jersey	NHL	80	20:21	3	28	31	-31	58	0	0	1	125	2.4
2017-18	New Jersey	NHL	76	19:41	9	15	24	-8	42	0	0	2	121	7.4	4	0	0	0	12
2018-19	New Jersey	NHL	82	22:03	11	28	39	-27	58	3	0	0	146	7.5
2019-20	New Jersey	NHL	69	22:58	8	23	31	-20	52	3	0	2	114	7.0
2020-21	New Jersey	NHL	56	22:29	3	18	21	-8	29	0	0	0	91	3.3
2021-22	New Jersey	NHL	80	23:36	11	35	46	-14	57	5	0	0	158	7.0
2022-23	New Jersey	NHL	81	19:57	7	26	33	9	38	1	1	2	102	6.9	12	1	2	3	6
2023-24	Columbus	NHL	67	21:09	9	19	28	-10	51	0	0	0	88	10.2
CBJ TOTALS			67	21:09	9	19	28	-10	51	0	0	0	88	10.2
NHL TOTALS			714	21:11	67	224	291	-130	439	12	1	8	1,132	5.9	16	1	2	3	18
AHL TOTALS			5	...	0	3	3	5	9	0	0	0	13	0.0	11	0	8	8	14
WHL TOTALS			260	...	36	131	167	102	270	15	1	3	39	9	23	32	51



4 COLE SILLINGER

POSITION: Center
SHOT: Left
HEIGHT: 6'1"
WEIGHT: 199

BORN: May 16, 2003
BIRTHPLACE: Columbus, Ohio
RESIDES: Regina, Saskatchewan
 ColeSillinger

NHL YEAR: 3rd

CBJ YEAR: 3rd

CONTRACT STATUS: Signed Through 2023-24 (RFA)

2023-24 STATISTICS

GP	G	A	PTS	+/-	PIM	PP	SH	GW	SHOTS	SPCT.	TOI	HITS	GVA	TKA	BKSHOTS
77	13	19	32	-4	46	1	0	1	157	8.3	16:07	119	21	31	74

Games lost to injury: 5... **Multi-point (goal) games:** 4 (1)... **Most Points:** 3 - Jan. 6 vs. Minnesota... **Most Goals:** 3 - Jan. 6 vs. Minnesota... **Most Assists:** 1 (19x) - Apr. 16 vs. Carolina, most recent... **Most PIM:** 7 (2x) - Jan. 13 vs. Seattle, most recent... **Most Shots:** 7 (2x) - Apr. 13 at Nashville, most recent... **TOI:** 24:35 - Jan. 15 vs. Vancouver.

2023-24 SEASON

- ★ Set single-season career highs in assists, points and games played with 13-19-32 in 77 outings
- ★ Is the third player in Blue Jackets history to record 30 goals prior to their 21st birthday (32), joining Rick Nash (58) and Pierre-Luc Dubois (47)
- ★ Set career bests with goals in three-straight games from Feb. 28-Mar. 2 (3-0-3) and points in four consecutive from Feb. 28-Mar. 4 (3-1-4) and Mar. 28-Apr. 4 (2-3-5)
- ★ Skated in his 200th career NHL game on Mar. 5 at Pittsburgh
- ★ Tallied second career hat trick with 3-0-3 on Jan. 6 vs. Minnesota

CAREER HIGHLIGHTS

- ★ Registered 3-8-11 and 22 penalty minutes in 63 games with Columbus in 2022-23
- ★ Finished 2022-23 campaign with Cleveland (AHL), recording 2-4-6 and 12 PIM in 11 appearances
- ★ Recorded the then third-most goals (tied; Boone Jenner, 2013-14) and seventh-most points by a rookie in Blue Jackets history with 16-15-31 in 79 games in 2021-22
- ★ Led all club first-year players in goals, assists, points and games played in 2021-22
- ★ Ranked fifth-T in the NHL in goals scored among players who didn't record a power play goal in 2021-22
- ★ At 18 years and 301 days, became the second-youngest Blue Jacket (Nikita Filatov, 18 years and 230 days on Jan. 10, 2009 vs. MIN) to record his first career hat trick on Mar. 13, 2022 vs. Vegas (Logan Thompson)
- ★ Became the fourth-youngest player to make his NHL debut with the Blue Jackets (18 years, 171 days) and picked up an assist on Oct. 14, 2021 vs. Arizona

- ★ Helped Canada claim silver at the 2022 IIHF World Championships with 3-0-3 in 10 games
- ★ Registered 24-22-46 with 39 penalty minutes in 31 games in 2020-21 with the Sioux Falls Stampede in the United States Hockey League
- ★ Named the USHL's Rookie of the Year, named to the All-Rookie Team and Second All-Star Team in 2020-21
- ★ Led league rookies in 2020-21 in goals and power play goals (5, tied), while ranking second in points and points-per-game (1.48) and fourth-T in assists
- ★ Posted 22-31-53 and eight power play goals in 48 outings in 2019-20 with the Medicine Hat Tigers in the Western Hockey League
- ★ Ranked third-T among WHL rookies in 2019-20 in power play goals, fourth in assists (tied) and points and fifth in goals
- ★ Totaled 12 multi-point efforts in 2019-20 with eight games of three or more points
- ★ Made his WHL debut in 2018-19, collecting 0-2-2 in four games with Medicine Hat
- ★ **DRAFTED:** Columbus' second first round pick, 12th overall, at the 2021 NHL Draft

PLAYERS

CAREER RECORD

REGULAR SEASON

PLAYOFFS

YEAR	TEAM	LEAGUE	GP	TOI	G	A	PTS	+/-	PIM	PP	SH	GW	S	S%	GP	G	A	PTS	PIM
2018-19	Medicine Hat	WHL	4	n/a	0	2	2	1	0	0	0	0	5	0.0	6	1	0	1	0
	Regina U18 AAA	SMAAAHL	39	n/a	31	45	76	n/a	44	n/a	n/a	n/a	n/a	n/a	8	4	7	11	24
2019-20	Medicine Hat	WHL	48	n/a	22	31	53	19	22	8	0	1	181	12.2
2020-21	Sioux Falls	USHL	31	n/a	24	22	46	5	39	5	1	2	113	21.2
2021-22	Columbus	NHL	79	13:42	16	15	31	-22	37	0	0	3	148	10.8
2022-23	Columbus	NHL	64	13:19	3	8	11	-23	22	2	0	0	93	3.2
	Cleveland	AHL	11	n/a	2	4	6	-1	12	0	0	1	35	5.7
2023-24	Columbus	NHL	77	16:07	13	19	32	-4	46	1	0	1	157	8.3
CBJ/NHL TOTALS			220	14:26	32	42	74	-49	105	3	0	4	398	8.0
AHL TOTALS			11	...	2	4	6	-1	12	0	0	1	35	5.7
USHL TOTALS			31	...	24	22	46	5	39	5	1	2	113	21.2
WHL TOTALS			52	...	22	33	55	20	22	8	0	1	186	11.8	6	1	0	1	0



40 DANIIL TARASOV

POSITION: Goaltender
CATCHES: Left
HEIGHT: 6'5"
WEIGHT: 201

BORN: March 27, 1999
BIRTHPLACE: Novokuznetsk, Russia
RESIDES: Yekaterinburg, Russia

[X @DaniilTarasov4](#)

NHL YEAR: 3rd **CBJ YEAR:** 3rd **CONTRACT STATUS:** Signed Through 2024-25 (RFA)

2023-24 STATISTICS

GP	W	L	OT	SA	GA	GAA	SV	SV%	SO	G	A	PIM	MIN
24	8	11	3	796	73	3.18	723	.908	0	0	0	0	1,376:28

Games lost to injury: 35... Most Saves: 47 (49 shots) - Mar. 9 vs. Nashville... Most Shots Faced: 49 - Mar. 9 vs. Nashville.

2023-24 SEASON

- ★ Made 30 or more saves 10 times, including three contests with 40 or more
- ★ Finished with a .900 or better save percentage in 11 of his final 13 appearances dating back to Feb. 21 to lead the NHL in SV% (.933) and rank eighth-T in GAA over that span (min. 12 GP)
- ★ Compiled a 2.46 GAA and .935 SV% (290-of-310) in nine games from Mar. 7-Apr. 4
- ★ Missed the first 30 games due to a knee injury

CAREER HIGHLIGHTS

- ★ Went 4-11-1 with a 3.91 GAA and .892 SV% in 17 games with the Blue Jackets in 2022-23, setting career highs in games-played and wins
- ★ Appeared in 11 AHL games with Cleveland, posting a 5-5-0 record with a 3.85 GAA and .882 SV% in 2022-23
- ★ Split the 2021-22 season between Columbus and Cleveland (AHL), going 0-2-0 with a 2.40 GAA and .937 SV% in four games with the Blue Jackets
- ★ Missed the final 52 games of the 2021-22 campaign with a hip injury suffered on Jan. 1 vs. Carolina
- ★ Stopped 34-of-37 shots in a 3-2 loss on Dec. 2, 2021 at Dallas, setting a then-club record for the most saves in an NHL debut
- ★ Went 5-3-3 with a 3.06 GAA and .893 SV% in 11 contests with the Monsters in 2021-22 and won five-straight starts from Nov. 12-26 (2.18 GAA and .920 SV%)
- ★ Played for three teams during the campaign in 2020-21, including finishing 10th-T in the Kontinental Hockey League in SV% and 11th in GAA with a 11-3-2 record, 2.07 GAA and .925 SV% in 16 games with Salavat Yulayev

- ★ Made his North American pro debut at the end of the 2020-21 campaign, posting a 4-2-0 record with a 3.16 GAA and .896 SV% in six AHL outings with Cleveland
- ★ Stopped 27-of-29 shots in a 4-2 victory in his AHL debut on Apr. 3, 2021 vs. Grand Rapids
- ★ Spent the 2019-20 season with Assat in Finland's top professional league (Liiga), finishing with a 11-17-9 record, 2.72 GAA and .910 SV% in 41 appearances]
- ★ Helped Russia win a bronze medal at the 2019 IIHF World Junior Championships with a 2-0-0 record, 2.80 GAA and .893 SV% in three outings
- ★ Made his professional debut in 2018-19, finishing 0-1-1 in two KHL games with Salavat Yulayev
- ★ Spent the majority of the 2018-19 season with Toros Neftekamsk in Russia's second pro league (VHL) where he was named the league's Best Rookie after finishing with a 17-6-2 record with a 1.71 GAA and .928 SV%
- ★ Went 24-10 with a 1.85 GAA, .928 SV% and six shutouts in 40 outings with Tolpar Ufa in Russia's junior league (MHL) in 2017-18
- ★ Missed the entire 2016-17 season due to a knee injury
- ★ **DRAFTED:** Columbus' third round pick, 86th overall, at the 2017 NHL Draft

PLAYERS

CAREER RECORD

REGULAR SEASON

PLAYOFFS

YEAR	TEAM	LEAGUE	GP	W	L	OT	SO	GA	SA	SV%	GAA	MIN	GP	W-L	SO	GA	SV%	GAA	MIN
2018-19	Salavat Yulayev Ufa	KHL	2	0	1	1	0	4	48	.917	2.86	84
	Toros Neftekamsk	VHL	25	17	6	2	2	40	558	.928	1.71	1,404	17	9-8	1	34	.930	1.87	1,089
2019-20	Assat	Liiga	41	11	17	9	1	102	1,012	.910	2.72	2,251
	Salavat Yulayev	KHL	16	11	3	2	2	31	412	.925	2.07	900	2	0-0	0	0	1.00	0	44
2020-21	Toros Neftekamsk	VHL	5	3	1	1	0	11	110	.909	2.16	305
	Cleveland	AHL	6	4	2	0	0	19	183	.896	3.16	361
	Columbus	NHL	4	0	2	0	0	7	111	.937	2.40	175
2021-22	Cleveland	AHL	11	5	3	3	0	34	284	.893	3.06	668
	Columbus	NHL	17	4	11	1	0	57	528	.892	3.91	875
2022-23	Columbus	NHL	17	4	11	1	0	57	528	.892	3.91	875
	Cleveland	AHL	11	5	5	0	0	36	270	.882	3.85	561
2023-24	Columbus	NHL	24	8	11	3	0	73	796	.908	3.18	1,376
	Cleveland	AHL	4	2	1	0	0	9	106	.915	2.57	210
CBJ/NHL TOTALS			45	12	24	4	0	137	1,435	.905	3.39	2,425
KHL TOTALS			18	11	4	3	2	35	460	.924	2.13	984	2	0-0	0	0	1.00	0.00	44
AHL TOTALS			32	16	11	3	0	98	913	.893	3.27	1,800
VHL TOTALS			30	20	7	3	2	51	628	.925	1.79	1,710	17	9-8	1	34	.930	1.87	1,089
MHL TOTALS			49	27	10	5	6	79	1,005	.927	1.93	2,454	5	0-5	0911	2.10	...
LIIGA TOTALS			41	11	17	9	1	102	1,012	.910	2.72	2,251

GAME-BY-GAME STATISTICS



DATE	OPP.	GS	TOI	W	L	OTL	GA	GAA	SA	SV	SV%	SO	G	A	PIM
Oct. 12	vs. PHI				INJURED										
Oct. 14	vs. NYR				INJURED										
Oct. 16	vs. DET				INJURED										
Oct. 20	vs. CGY				INJURED										
Oct. 21	at MIN				INJURED										
Oct. 24	vs. ANA				INJURED										
Oct. 26	at MTL				INJURED										
Oct. 28	vs. NYI				INJURED										
Oct. 30	at DAL				INJURED										
Nov. 2	vs. TBL				INJURED										
Nov. 4	at WSH				INJURED										
Nov. 6	at FLA				INJURED										
Nov. 9	vs. DAL				INJURED										
Nov. 11	at DET				INJURED										
Nov. 12	at NYR				INJURED										
Nov. 14	vs. PIT				INJURED										
Nov. 16	vs. ARI				INJURED										
Nov. 18	at WSH				INJURED										
Nov. 19	at PHI				INJURED										
Nov. 22	vs. CHI				INJURED										
Nov. 24	at NJD				INJURED										
Nov. 26	at CAR				INJURED										
Nov. 27	vs. BOS				INJURED										
Nov. 29	vs. MTL				INJURED										
Dec. 1	vs. OTT				INJURED										
Dec. 3	at BOS				MINORS/CONDITIONING ASSIGNMENT										
Dec. 5	vs. LAK				MINORS/CONDITIONING ASSIGNMENT										
Dec. 7	at NYI				MINORS/CONDITIONING ASSIGNMENT										
Dec. 8	vs. STL				MINORS/CONDITIONING ASSIGNMENT										
Dec. 10	vs. FLA				MINORS/CONDITIONING ASSIGNMENT										
Dec. 14	at TOR														
Dec. 16	vs. NJD	1	57:30	0	1	0	5	5.22	29	24	.828	0	0	0	0
Dec. 19	at BUF	1	60:00	1	0	0	4	4.00	29	25	.862	0	0	0	0
Dec. 21	vs. WSH														
Dec. 23	vs. TOR	1	60:00	0	1	0	4	4.00	30	26	.867	0	0	0	0
Dec. 27	at NJD														
Dec. 29	vs. TOR														
Dec. 30	at BUF	1	61:20	0	0	1	3	2.93	42	39	.929	0	0	0	0
Jan. 2	vs. BOS														
Jan. 4	at PHI	1	65:00	1	0	0	2	1.85	41	39	.951	0	0	0	0
Jan. 6	vs. MIN	1	63:05	0	0	1	4	3.80	36	32	.889	0	0	0	0
Jan. 9	at WPG	1	60:00	0	1	0	5	5.00	23	18	.783	0	0	0	0
Jan. 13	vs. SEA	1	57:38	0	1	0	6	6.25	35	29	.829	0	0	0	0
Jan. 15	vs. VAN														
Jan. 19	vs. NJD														
Jan. 23	at EDM														
Jan. 25	at CGY	1	60:00	1	0	0	2	2.00	30	28	.933	0	0	0	0
Jan. 27	at VAN														
Jan. 28	at SEA	1	57:47	0	1	0	3	3.12	25	22	.880	0	0	0	0
Jan. 30	at STL														
Feb. 10	vs. TBL														
Feb. 13	at OTT	1	56:52	0	1	0	5	5.28	29	24	.828	0	0	0	0
Feb. 17	at SJS														
Feb. 20	at LAK														
Feb. 21	at ANA	1	55:52	1	0	0	2	2.15	29	27	.931	0	0	0	0
Feb. 23	vs. BUF	1	56:30	0	1	0	2	2.12	37	35	.946	0	0	0	0
Feb. 25	vs. NYR														
Feb. 28	at NYR														
Feb. 29	vs. CAR	1	56:38	0	1	0	3	3.18	32	29	.906	0	0	0	0
Mar. 2	at CHI														
Mar. 4	vs. VGK	1	59:55	1	0	0	3	3.00	39	36	.923	0	0	0	0
Mar. 5	at PIT														
Mar. 7	vs. EDM	1	60:00	1	0	0	2	2.00	31	29	.935	0	0	0	0
Mar. 9	vs. NSH	1	58:03	0	1	0	2	2.07	49	47	.959	0	0	0	0
Mar. 12	at MTL	0	54:12	0	0	0	0	0.00	19	19	1.000	0	0	0	0
Mar. 14	vs. OTT														
Mar. 16	vs. SJS	1	59:52	1	0	0	2	2.00	41	39	.951	0	0	0	0
Mar. 17	vs. WPG														
Mar. 19	at DET	1	60:48	0	0	1	4	3.95	26	22	.846	0	0	0	0
Mar. 22	at COL														
Mar. 23	at VGK	1	60:00	0	1	0	4	4.00	47	43	.915	0	0	0	0
Mar. 26	at ARI														
Mar. 28	at PIT	1	57:33	0	1	0	3	3.13	36	33	.917	0	0	0	0
Mar. 30	vs. PIT														
Apr. 1	vs. COL	1	60:00	1	0	0	1	1.00	46	45	.978	0	0	0	0
Apr. 4	vs. NYI	1	17:53	0	0	0	2	6.71	15	13	.867	0	0	0	0
Apr. 6	vs. PHI				INJURED										
Apr. 7	at CAR				INJURED										
Apr. 9	at TBL				INJURED										
Apr. 11	at FLA				INJURED										
Apr. 13	at NSH				INJURED										
Apr. 16	vs. CAR				INJURED										
TOTALS		23		8	11	3	73	3.18	796	723	.908	0	0	0	0



42 ALEXANDRE TEXIER

POSITION: Forward
SHOT: Left
HEIGHT: 6'1"
WEIGHT: 201

BORN: September 13, 1999
BIRTHPLACE: St-Martin-d'Herès, France
RESIDES: Grenoble, France

[X @ATexier99](#) [@ AlexandreTexier](#)

NHL YEAR: 5th

CBJ YEAR: 5th

CONTRACT STATUS: Signed Through 2023-24 (RFA)

2023-24 STATISTICS

GP	G	A	PTS	+/-	PIM	PP	SH	GW	SHOTS	SPCT.	TOI	HITS	GVA	TKA	BKSHOTS
78	12	18	30	-5	38	0	2	1	109	11.0	15:11	57	16	21	36

Games lost to injury: 2... **Multi-point (goal) games:** 5 (0)... **Most Points:** 2 (5x) - Mar. 4 vs. Vegas, most recent... **Most Goals:** 1 (12x) - Apr. 13 at Nashville, most recent... **Most Assists:** 2 (3x) - Mar. 4 vs. Vegas, most recent... **Most PIM:** 4 - Mar. 19 at Detroit... **Most Shots:** 5 (2x) - Mar. 28 at Pittsburgh, most recent... **TOI:** 23:14 - Mar. 30 vs. Pittsburgh.

2023-24 SEASON

- ★ Set single-season career highs in goals, assists, points and games played with 12-18-30 in 78 outings
- ★ Recorded a goal in his 200th career game on Apr. 13 at Nashville
- ★ Registered 2-6-8 with two multi-point efforts in eight games played from Feb. 21-Mar. 9, including points in four consecutive from Mar. 2-9 (2-4-6)
- ★ Notched 1-1-2 on Nov. 6 at Florida for his first points in the NHL since Jan. 13, 2022

CAREER HIGHLIGHTS

- ★ Spent the 2022-23 campaign on loan with the ZSC Lions in Switzerland's National League, recording 13-22-35 in 46 games to rank third on the team in goals and points and fourth in assists
- ★ Collected 0-1-1 in six games for France at the 2023 IIHF World Championships
- ★ Set career highs in goals and points with 11-9-20 in 36 outings with the Blue Jackets in 2021-22 despite missing the final 42 games of the season due a fractured finger and personal leave of absence
- ★ Collected 3-2-5 in seven games for France at the 2022 IIHF World Championships and was named a Top Three Player for his country
- ★ Set career highs in assists, shots and games played in 2020-21 with 4-11-15 and 75 shots in 49 appearances with Columbus
- ★ Led Blue Jackets rookies in shooting percentage (12.2), ranked second in plus/minus rating and third in goals (tied), assists and points with 6-7-13 and was +3 in 36 games in 2019-20

- ★ Made his North American pro debut at the end of the 2018-19 campaign, skating in his NHL debut on Apr. 5, 2019 at the NY Rangers and scoring his first goal a day later at Ottawa (Anders Nilsson)
- ★ Added 2-1-3 while skating in eight of the club's 10 Stanley Cup Playoff games during the 2019 postseason
- ★ Also made his AHL debut in 2018-19, collecting 5-2-7 in seven regular season outings with Cleveland
- ★ Started the 2018-19 season with KalPa in Finland's top professional league (Liiga), leading the club in assists and points and ranking third in goals and PPG with 14-27-41 and five PPG in 55 outings
- ★ Finished second among the Liiga's teenagers in assists and points in 2018-19
- ★ Skated for France at the 2019 IIHF World Championships
- ★ Ranked third on KalPa in goals with 13-9-22 in 53 outings, while skating as the club's youngest player at the age of 18 in 2017-18
- ★ Suited up for France at the 2018 IIHF World Championships and 2018 IIHF D1A World Junior Championships (bronze medal)
- ★ Registered 10-9-19 and 69 penalty minutes in 40 games with Grenoble in France's top professional league in 2016-17
- ★ Captured the Jean-Pierre Graff Trophy as French League's Best Young Player for the 2016-17 campaign
- ★ Posted 9-8-17 in 11 games with Grenoble's U22 team (France U22) in 2015-16
- ★ Averaged over four points per game with 40-30-70 in 17 games with Grenoble's U18 team (France U18) in 2015-16
- ★ **DRAFTED:** Columbus' second round pick, 45th overall, at the 2017 NHL Draft

PLAYERS

CAREER RECORD

REGULAR SEASON

PLAYOFFS

YEAR	TEAM	LEAGUE	GP	TOI	G	A	PTS	+/-	PIM	PP	SH	GW	S	S%	GP	G	A	PTS	PIM
2015-16	Grenoble U22	France U22	11	n/a	9	8	17	n/a	14	n/a	n/a	n/a	n/a	n/a
2016-17	Grenoble	France	40	n/a	10	9	19	-1	69	4	0	2	73	13.7	12	5	5	10	12
2017-18	KalPa	Liiga	53	n/a	13	9	22	5	38	2	0	2	119	10.9	6	1	1	2	25
2018-19	KalPa	Liiga	55	16:59	14	27	41	-11	36	5	0	1	265	5.3
	Columbus	NHL	2	12:46	1	0	1	3	0	0	0	0	6	16.7	8	2	1	3	2
	Cleveland	AHL	7	n/a	5	2	7	6	4	1	0	2	20	25.0	1	0	0	0	2
2019-20	Columbus	NHL	36	12:45	6	7	13	3	10	0	0	1	49	12.2	10	0	4	4	2
2020-21	Columbus	NHL	49	15:50	4	11	15	-13	22	0	0	0	75	5.3
2021-22	Columbus	NHL	36	14:36	11	9	20	0	12	0	1	0	59	18.6
2022-23	ZSC	NL	46	17:57	13	22	35	16	30	4	0	n/a	135	9.6	9	2	3	5	2
2023-24	Columbus	NHL	78	15:11	12	18	30	-5	38	0	2	1	109	11.0
CBJ/NHL TOTALS			201	14:47	34	45	79	-12	82	0	3	2	298	11.4	18	2	5	7	4
AHL TOTALS			7	...	5	2	7	6	4	1	0	2	6	25.0	1	0	0	0	2
LIIGA TOTALS			108	...	27	36	63	-6	74	7	0	3	384	7.0	6	1	1	2	25
NL TOTALS			46	17:57	13	22	35	16	30	4	0	...	135	9.6	9	2	3	5	2
FRANCE TOTALS			40	...	10	9	19	-1	69	4	0	2	73	13.7	12	5	5	10	12
FRANCE U22 TOTALS			11	...	9	8	17	...	14



10 DMITRI VORONKOV

POSITION: Center/Left Wing
SHOT: Left
HEIGHT: 6'5"
WEIGHT: 240

BORN: September 10, 2000
BIRTHPLACE: Angarsk, Russia
RESIDES: Angarsk, Russia
 Voronkov_10

NHL YEAR: 1st

CBJ YEAR: 1st

CONTRACT STATUS: Signed Through 2024-25 (RFA)

2023-24 STATISTICS

GP	G	A	PTS	+/-	PIM	PP	SH	GW	SHOTS	SPCT.	TOI	HITS	GVA	TKA	BKSHOTS
75	18	16	34	-6	52	6	0	2	142	12.7	13:27	83	16	15	48

Games lost to injury: 1... **Multi-point (goal) games:** 3 (1)... **Most Points:** 2 (3x) - Feb. 25 vs. NY Rangers, most recent... **Most Goals:** 2 - Jan. 15 vs. Vancouver... **Most Assists:** 2 - Dec. 8 vs. St. Louis... **Most PIM:** 9 - Oct. 26 at Montreal... **Most Shots:** 9 - Jan. 15 vs. Vancouver... **TOI:** 19:49 - Mar. 30 vs. Pittsburgh.

2023-24 SEASON

- ★ Led NHL rookies in power play goals and finished fifth in goals, seventh in shots on goal and eighth-T in points
- ★ Posted the third-most goals and power play goals by a rookie in CBJ history
- ★ Led all rookies in goals and power play goals and ranked fourth in points from Oct. 26-Feb. 25 with 16-14-30 in 51 appearances
- ★ Collected an assist in his NHL debut on Oct. 26 at Montreal and recorded his first career goal two games later on Oct. 30 at Dallas (Jake Oettinger)
- ★ Began the campaign in Cleveland (AHL), collecting 0-1-1 in four contests

- ★ Added 7-7-14 with 49 PIM in 50 contests with Bars Kazan (VHL) to rank second on the club in penalty minutes in 2018-19
- ★ Made his pro debut with Yermak Angarsk (VHL) in 2017-18, appearing in 14 games
- ★ Added 27-23-50 with 50 PIM in 19 contests with Yermak Angarsk's U18 club in 2017-18

★ **DRAFTED:** Columbus' fourth round pick, 114th overall, at the 2019 NHL Draft

CAREER HIGHLIGHTS

- ★ Recorded 18-13-31 with 51 penalty minutes and seven power play goals in 54 games with AK Bars Kazan in Russia's KHL, ranking third on the club in goals and fourth in PIM in 2022-23
- ★ Registered 7-5-12 with 36 PIM in 38 contests with AK Bars Kazan in 2021-22
- ★ Helped the Olympic Athletes of Russia earn a silver medal at the 2022 Olympic Games, posting 0-1-1 and 29 PIM in six games
- ★ Notched 7-12-19 with 41 PIM in 53 KHL games with AK Bars Kazan in 2020-21
- ★ Added 6-4-10 in 15 playoff appearances, leading the club in points and goals (tied)
- ★ Collected 5-7-12 with 29 PIM in 34 KHL contests with AK Bars Kazan in 2019-20
- ★ Helped Russia claim a silver medal at the 2020 IIHF World Junior Championships and was named a Top Three Player on the team after finishing with 3-4-7 in 7 games
- ★ Made his KHL debut with AK Bars Kazan in 2018-19, appearing in three games

PLAYERS

CAREER RECORD

REGULAR SEASON

PLAYOFFS

YEAR	TEAM	LEAGUE	GP	TOI	G	A	PTS	+/-	PIM	PP	SH	GW	S	S%	GP	G	A	PTS	PIM
2017-18	Yermak Angarsk	VHL	14	3:35	0	0	0	-3	6	0	0	0	5	0.0
2018-19	Ak Bars Kazan	KHL	3	4:02	0	0	0	0	0	0	0	0	2	0.0	1	0	0	0	0
	Bars Kazan	VHL	50	13:54	7	7	14	-3	49	0	0	0	80	8.8
2019-20	Ak Bars Kazan	KHL	34	10:49	5	7	12	4	29	2	0	2	47	10.6	4	1	1	2	0
2020-21	AK Bars Kazan	KHL	53	14:44	7	12	19	2	41	2	0	2	115	6.1	15	6	4	10	8
2021-22	AK Bars Kazan	KHL	38	14:55	7	5	12	10	36	1	0	0	90	7.8	6	0	1	1	6
2022-23	AK Bars Kazan	KHL	54	14:52	18	13	31	13	51	7	1	5	109	16.5	24	8	4	12	16
2023-24	Columbus	NHL	75	13:27	18	16	34	-6	52	6	0	2	142	12.7
	Cleveland	AHL	4	n/a	0	1	1	-1	2	0	0	0	4	0.0
CBJ/NHL TOTALS			75	13:27	18	16	34	-6	52	6	0	2	142	12.7
AHL TOTALS			4	...	0	1	1	-1	2	0	0	0	4	0.0
KHL TOTALS			182	13:54	37	37	74	29	157	12	1	9	263	10.2	50	15	10	25	30
VHL TOTALS			64	11:39	7	7	14	-6	55	0	0	0	85	8.2
MHL TOTALS			3	18:15	1	1	2	0	33	0	0	0	10	10.0



8 ZACH WERENSKI

POSITION: Defense

SHOT: Left

HEIGHT: 6'2"

WEIGHT: 219

BORN: July 19, 1997

BIRTHPLACE: Grosse Pointe, Michigan

RESIDES: Grosse Pointe Shores, Michigan

[X @ZachWerenski](#)

[@ZachWerenski](#)

NHL YEAR: 8th

CBJ YEAR: 8th

CONTRACT STATUS: Signed Through 2027-28 (UFA)

2023-24 STATISTICS

GP	G	A	PTS	+/-	PIM	PP	SH	GW	SHOTS	SPCT.	TOI	HITS	GVA	TKA	BKSHOTS
70	11	46	57	0	22	2	0	0	202	5.5	24:27	23	26	35	130

Games lost to injury: 12... **Multi-point (goal) games:** 12 (3)... **Most Points:** 4 (2x) - Apr. 16 vs. Carolina, most recent... **Most Goals:** 2 (3x) - Apr. 16 vs. Carolina, most recent... **Most Assists:** 4 - Nov. 22 vs. Chicago... **Most PIM:** 4 - Feb. 13 at Ottawa... **Most Shots:** 8 (3x) - Mar. 19 at Detroit, most recent... **TOI:** 30:26 - Dec. 3 at Boston.

2023-24 SEASON

- ★ Captured the Blue Jackets' Community MVP for second-straight season and was named the club's Masterton and King Clancy nominee
- ★ Set single-season franchise records for assists (James Wisniewski, 44 in 2013-14) and points by a defenseman (tied with Seth Jones, 57 in 2017-18)
- ★ Led the club in TOI and ranked second in assists and points, while leading team blueliners in goals, assists and points
- ★ Led all NHL defensemen in shots on goal and ranked second-T in goals and seventh in points from Jan. 25 through the end of the season with 10-22-32 and 115 shots on goal in 36 contests
- ★ Registered 2-2-4 and was +5 in the season finale on Apr. 16 vs. Carolina, becoming the sixth player in club history to record 300 career points with his second point (first goal) of the game
- ★ Collected his 205th career assist on Mar. 23 at Vegas to move past David Vyborny into second place on the club's all-time list
- ★ Set the Blue Jackets single-game marks for assists and points (tied) by a defenseman with 0-4-4 on Nov. 22 vs. Chicago
- ★ Registered his 174th career assist on Nov. 14 vs. Pittsburgh to surpass Seth Jones for the most by a defenseman in franchise history

CAREER HIGHLIGHTS

- ★ Missed final 69 games of the 2022-23 season due to a shoulder injury suffered on Nov. 10 vs. Philadelphia
- ★ Set single-season career highs in assists, points and time on ice while posting the third-most assists (tied) and points by a Blue Jackets defenseman in a single season with 11-37-48 and 25:40 TOI in 68 games in 2021-22, ranking sixth in the NHL in TOI/GP
- ★ Became the franchise's all-time leader in points by a defenseman (224) with an assist on Mar. 7, 2022 vs. Toronto, surpassing Seth Jones (223)
- ★ Skated in his second career NHL All-Star Game on Feb. 5, 2022 at T-Mobile Arena in Vegas
- ★ Led NHL blueliners while setting a single-season franchise record for goals by a defenseman (20) in 2019-20

- ★ Set the CBJ single-season record for defensemen with his 17th goal on Feb. 7, 2020 vs. Detroit and tallied his 20th goal on Mar. 1 vs. Vancouver
- ★ Became the franchise's career leader in goals by a defenseman with his 42nd tally on Nov. 9, 2019 at Colorado
- ★ Led Blue Jackets defensemen in goals and ranked second in assists, points and TOI/game (22:54) with 11-33-44 in 82 games in 2018-19
- ★ Posted 16-21-37 in 77 games in 2017-18, finishing fourth-T among NHL defensemen in goals, which was tied with Seth Jones and set then-club record for goals by a blueliner
- ★ Recorded an assist in his NHL All-Star Game debut on Jan. 28, 2018 at Amalie Arena in Tampa
- ★ Led CBJ defensemen in assists (36) and points (47), which ranked seventh among NHL rookies and 13th among defensemen in scoring in 2016-17
- ★ Finished third in Calder Trophy voting in 2016-17 and earned All-Rookie Team honors after leading league first-year players in plus/minus and power play assists (17), finishing second-T in power play points (21) and third in assists
- ★ Tallied the sixth-most points (47) by a teenage defenseman in his rookie season in NHL history in 2016-17
- ★ Made his pro debut with Lake Erie (AHL) and had 5-9-14 in 17 postseason contests to help the Monsters capture the 2016 Calder Cup
- ★ Finished second among AHL defensemen in goals (tied) and points and recorded the most assists and points by an 18-year old in a single playoff in AHL history
- ★ Registered 11-24-35 in 36 games during his sophomore campaign at Michigan (Big Ten) in 2015-16
- ★ Named AHCA First Team All-American, Big Ten Defensive Player of the Year and a First Team All-Big Ten selection after finishing second in the nation in scoring by a defenseman
- ★ Notched 9-16-25 in 35 games as a freshman at Michigan in 2014-15, leading all Big Ten defensemen with nine goals and finished tops among U-M blueliners and second among Big Ten defensemen in points
- ★ Skating as the youngest player in NCAA hockey, finished second among freshmen Division I defensemen in scoring

★ **DRAFTED:** Columbus' first round pick, eighth overall, at the 2015 NHL Draft

CAREER RECORD

YEAR	TEAM	LEAGUE	REGULAR SEASON													PLAYOFFS				
			GP	TOI	G	A	PTS	+/-	PIM	PP	SH	GW	S	S%	GP	G	A	PTS	PIM	
2015-16	Lake Erie	AHL	7	n/a	1	0	1	2	0	0	0	0	1	19	5.3	17	5	9	14	2
2016-17	Columbus	NHL	78	20:55	11	36	47	17	14	4	0	1	188	5.9	3	1	0	1	0	
2017-18	Columbus	NHL	77	22:35	16	21	37	8	16	3	0	3	207	7.7	6	1	2	3	2	
2018-19	Columbus	NHL	82	22:54	11	33	44	-12	18	2	0	1	168	6.5	10	1	5	6	9	
2019-20	Columbus	NHL	63	23:59	20	21	41	9	10	5	1	4	187	10.7	10	1	2	3	4	
2020-21	Columbus	NHL	35	24:22	7	13	20	-9	13	0	0	1	79	8.9	
2021-22	Columbus	NHL	68	25:40	11	37	48	-15	22	4	0	2	216	5.1	
2022-23	Columbus	NHL	13	23:36	3	5	8	-6	0	0	0	0	41	7.3	
2023-24	Columbus	NHL	70	24:27	11	46	57	0	22	2	0	0	202	5.5	
CBJ/NHL TOTALS			486	23:24	90	212	302	-8	115	20	1	12	1,288	7.0	29	4	9	13	15	
AHL TOTALS			7	...	1	0	1	2	0	0	0	1	19	5.3	17	5	9	14	2	
NCAA TOTALS			71	...	20	41	61	14	28	10	0	4	180	11.1	

PLAYERS



77 NICK BLANKENBURG

POSITION: Defense
SHOT: Right
HEIGHT: 5'9"
WEIGHT: 180

BORN: May 12, 1998
BIRTHPLACE: Washington, Michigan
RESIDES: Papillion, Nebraska
 NBlanks98

NHL YEAR: 3rd

CBJ YEAR: 3rd

CONTRACT STATUS: Signed Through 2023-24 (UFA)

2023-24 STATISTICS

GP	G	A	PTS	+/-	PIM	PP	SH	GW	SHOTS	SPCT.	TOI	HITS	GVA	TKA	BKSHOTS
12	1	0	1	1	4	0	0	0	10	10.0	16:13	21	3	5	15

Games lost to injury: 12... **Multi-point (goal) games:** 0 (0)... **Most Points:** 1 - Apr. 6 vs. Philadelphia... **Most Goals:** 1 - Apr. 6 vs. Philadelphia... **Most Assists:** 0... **Most PIM:** 4 - Apr. 6 vs. Philadelphia... **Most Shots:** 2 (4x) - Apr. 13 at Nashville, most recent... **TOI:** 21:22 - Dec. 14 at Toronto.

2023-24 SEASON

- ★ Skated in 12 games with the Blue Jackets, recording his lone point (goal) on Apr. 6 vs. Philadelphia
- ★ Missed 12 contests with Columbus from Dec. 21-Jan. 23 and 24 games with Cleveland (AHL) from Jan. 27-Mar. 27 due to injuries
- ★ Collected 3-10-13 in 24 games with the Monsters, including points in seven-straight from Oct. 21-Nov. 10 (3-7-10)

CAREER HIGHLIGHTS

- ★ Missed 43 games combined due to injury in 2022-23, including 27 contests from Nov. 12-Jan. 10 and the last 10 games due to ankle injuries
- ★ Collected 1-2-3 in seven games with Columbus in 2021-22, including an assist in his NHL debut on Apr. 13 vs. Montreal
- ★ Notched his first career goal (GWG) and multi-point effort with 1-1-2 on Apr. 24, 2022 vs. Edmonton
- ★ Completed his senior campaign at the University of Michigan (Big Ten) in 2021-22 before making his pro debut with the Blue Jackets
- ★ Served as club captain for Michigan and set career highs with 14-15-29 and six power play goals in 38 games in 2021-22

- ★ Finished second-T among NCAA blueliners in goals and PPG and 15th-T in points in 2021-22
- ★ Led Michigan to the NCAA Frozen Four semifinals and was named Honorable Mention All-BIG Ten in 2021-22
- ★ Represented the United States at the 2022 IIHF World Championships
- ★ Serving as an alternate captain, earned honorable mention All-Big Ten as well as All-Academic honors after posting 5-9-14 in 26 contests in junior campaign at Michigan in 2020-21
- ★ Ranked third in the Big Ten in plus/minus and 10th nationally at +19 in 2020-21
- ★ Collected 4-12-16 in 35 games as a sophomore at Michigan (Big Ten) in 2019-20
- ★ Earned Academic All-Big Ten and honorable mention All-Big 10 honors for first time in his career in 2019-20
- ★ Made his NCAA debut in 2018-19, finishing with 2-8-10 in 34 games for Michigan (Big Ten) and leading the club in plus/minus rating (+11)
- ★ **DRAFTED:** Undrafted
- ★ **ACQUIRED:** Signed a one-year entry level contract as a free agent with Columbus on Apr. 8, 2022

DATE	OPP.	G	A	PTS	+/-	PIM	HITS	BKS	PPG	PPA	SHG	SHA	GWG	OTG	SHIFTS	TOI	SOG	S%	FW	FL	FO%
Dec. 7	at NYI	0	0	0	1	0	2	1	0	0	0	0	0	0	25	17:00	0	-	0	0	-
Dec. 8	vs. STL	0	0	0	1	0	3	1	0	0	0	0	0	0	21	19:02	0	-	0	0	-
Dec. 10	vs. FLA	0	0	0	-1	0	2	2	0	0	0	0	0	0	20	15:27	1	0.0	0	0	-
Dec. 14	at TOR	0	0	0	-1	0	3	5	0	0	0	0	0	0	27	21:22	2	0.0	0	0	-
Dec. 16	vs. NJD	0	0	0	-2	0	0	0	0	0	0	0	0	0	19	15:42	0	-	0	0	-
Dec. 19	at BUF	0	0	0	2	0	2	3	0	0	0	0	0	0	22	18:42	0	-	0	0	-
Apr. 6	vs. PHI	1	0	1	1	4	1	1	0	0	0	0	0	0	19	13:51	1	100.0	0	0	-
Apr. 7	at CAR	0	0	0	0	0	0	1	0	0	0	0	0	0	18	12:03	2	0.0	0	0	-
Apr. 9	at TBL	0	0	0	-1	0	2	0	0	0	0	0	0	0	18	13:46	0	-	0	0	-
Apr. 11	at FLA	0	0	0	0	0	3	0	0	0	0	0	0	0	18	16:40	2	0.0	0	0	-
Apr. 13	at NSH	0	0	0	0	0	3	0	0	0	0	0	0	0	21	16:11	2	0.0	0	0	-
Apr. 16	vs. CAR	0	0	0	1	0	0	1	0	0	0	0	0	0	19	14:49	0	-	0	0	-
TOTALS		1	0	1	1	4	21	15	0	0	0	0	0	0	247		10	10.0%	0	0	0

CAREER RECORD

REGULAR SEASON

PLAYOFFS

YEAR	TEAM	LEAGUE	GP	TOI	G	A	PTS	+/-	PIM	PP	SH	GW	S	S%	GP	G	A	PTS	PIM
2018-19	Michigan	Big Ten	34	n/a	2	8	10	11	12	0	0	0	36	5.6
2019-20	Michigan	Big Ten	35	n/a	4	12	16	3	14	2	0	0	68	5.9
2020-21	Michigan	Big Ten	26	n/a	5	8	13	19	14	2	0	0	66	7.6
2021-22	Michigan	Big Ten	38	n/a	14	15	29	17	22	6	0	3	106	13.2
	Columbus	NHL	7	17:34	1	2	3	-3	4	1	0	1	13	7.7
2022-23	Columbus	NHL	36	19:10	4	10	14	-16	16	0	0	1	50	8.0
2023-24	Columbus	NHL	12	16:12	1	0	1	1	4	0	0	0	10	10.0
	Cleveland	AHL	24	n/a	3	10	13	7	22	2	0	0	42	7.1
CBJ/NHL TOTALS			55	18:19	6	12	18	-18	24	1	0	0	73	8.2
AHL TOTALS			24	...	3	10	13	7	22	2	0	0	42	7.1
NCAA TOTALS			133	...	25	44	69	52	62	10	0	3	276	9.1

PLAYERS



64 TREY FIX-WOLANSKY

POSITION: Right Wing
SHOT: Right
HEIGHT: 5'7"
WEIGHT: 196

BORN: May 26, 1999
BIRTHPLACE: Edmonton, Alberta
RESIDES: Edmonton, Alberta

[@Wally9191](#) [Trey_Wolansky](#)

NHL YEAR: 3rd

CBJ YEAR: 3rd

CONTRACT STATUS: Signed Through 2024-25 (RFA)

2023-24 STATISTICS

GP	G	A	PTS	+/-	PIM	PP	SH	GW	SHOTS	SPCT.	TOI	HITS	GVA	TKA	BKSHOTS
11	2	1	3	0	2	0	0	0	17	11.8	10:59	11	2	2	6

Games lost to injury: 0... **Multi-point (goal) games:** 1 (1)... **Most Points:** 2 - Apr. 13 at Nashville... **Most Goals:** 2 - Apr. 13 at Nashville... **Most Assists:** 1 - Mar. 23 at Vegas... **Most PIM:** 2 - Mar. 17 vs. Winnipeg... **Most Shots:** 4 - Mar. 12 at Montreal... **TOI:** 14:58 - Mar. 12 at Montreal.

2023-24 SEASON

- ★ Registered 2-1-3 in 11 games with Columbus, including his first career two-goal effort on Apr. 13 at Nashville
- ★ Named to the AHL's Second All-Star Team for a second-straight season after finishing 12th-T in the league in scoring with 26-34-60 in 58 outings with Cleveland
- ★ Led the Monsters in goals, assists and points
- ★ Skated in the AHL All-Star Classic on Feb. 3

- ★ Spent the majority of the 2021-22 season with Cleveland (AHL) and totaled 15-18-33 and 59 penalty minutes in 53 contests
- ★ Recorded 4-5-9 with four power play goals and 27 shots in nine outings with Cleveland before suffering a season-ending injury (torn ACL) in 2020-21
- ★ Led Cleveland rookies in goals, assists and points and ranked second in penalty minutes with 12-14-26 and 32 penalty minutes in 43 games in 2019-20
- ★ Ranked second-T in the Western Hockey League in assists and fourth-T in points in 2018-19 with 37-65-102 in 65 games with the Edmonton Oil Kings
- ★ Named WHL 2018-19 Eastern Conference Player of the Year and to the conference's First All-Star Team
- ★ Served as the Oil Kings' captain and captured the club's Top Scorer and MVP awards in 2018-19
- ★ Made his pro debut at the end of the 2018-19 season, collecting 1-1-2 in three Calder Cup Playoffs games with the Cleveland Monsters
- ★ Finished 12th in the WHL in assists and 18th in points in 2017-18 with 32-57-89 and 81 penalty minutes in 71 games with Edmonton
- ★ Tallied 24-30-54 and 69 penalty minutes in 70 contests with the Oil Kings (WHL) in 2016-17, ranking second on the team in goals, assists and points
- ★ **DRAFTED:** Columbus' seventh round pick, 204th overall, at the 2017 NHL Draft

CAREER HIGHLIGHTS

- ★ Is the Monsters' all-time leader in goals, assists and points with 86-113-199 in 224 contests
- ★ Named to the AHL's 2022-23 Second All-Star Team after setting AHL career highs with 29-42-71, 11 power play goals and 224 shots on goal in 61 games with Cleveland
- ★ Ranked fourth-T in the AHL in points-per-game (1.16; min. 25 GP) and seventh in points and shots on goal, eighth-T in assists and 11th-T in goals in 2022-23
- ★ Made his NHL debut with CBJ in 2021-22, recording 1-1-2 in six games and becoming the sixth player in club history to record a goal in his NHL debut with a goal on Feb. 8 at Washington

DATE	OPP.	G	A	PTS	+/-	PIM	HITS	BKS	PPG	PPA	SHG	SHA	GWG	OTG	SHIFTS	TOI	SOG	S%	FW	FL	FO%
Nov. 16	vs. ARI	0	0	0	0	0	1	0	0	0	0	0	0	0	17	12:32	0	-	0	1	0.0
Mar. 9	vs. NSH	0	0	0	-1	0	3	2	0	0	0	0	0	0	17	12:08	2	0.0	0	0	-
Mar. 12	at MTL	0	0	0	-1	0	4	0	0	0	0	0	0	0	18	14:58	4	0.0	0	0	-
Mar. 14	vs. OTT	0	0	0	0	0	1	0	0	0	0	0	0	0	14	9:56	2	0.0	0	0	-
Mar. 16	vs. SJS	0	0	0	-1	0	1	1	0	0	0	0	0	0	15	12:19	0	-	0	0	-
Mar. 17	vs. WPG	0	0	0	-1	2	1	0	0	0	0	0	0	0	16	11:46	1	0.0	0	0	-
Mar. 19	at DET	0	0	0	2	0	0	0	0	0	0	0	0	0	14	9:44	2	0.0	0	0	-
Mar. 22	at COL	0	0	0	0	0	0	2	0	0	0	0	0	0	17	11:51	0	-	0	0	-
Mar. 23	at VGK	0	1	1	0	0	0	0	0	0	0	0	0	0	10	7:53	3	0.0	0	0	-
Apr. 4	vs. NYI	0	0	0	0	0	0	0	0	0	0	0	0	0	11	6:56	0	-	0	0	-
Apr. 13	at NSH	2	0	2	2	0	0	0	0	0	0	0	0	0	13	10:49	3	66.7	0	0	-
TOTALS		2	1	3	0	2	11	6	0	0	0	0	0	0	162		17	11.8%	0	1	0.0

CAREER RECORD

REGULAR SEASON

PLAYOFFS

YEAR	TEAM	LEAGUE	GP	TOI	G	A	PTS	+/-	PIM	PP	SH	GW	S	S%	GP	G	A	PTS	PIM
2018-19	Cleveland	AHL	3	1	1	2	0
2019-20	Cleveland	AHL	43	n/a	12	14	26	-11	32	5	0	3	87	13.8
2020-21	Cleveland	AHL	9	n/a	4	5	9	-6	2	4	0	1	27	14.8
2021-22	Columbus	NHL	6	6:17	1	1	2	-1	0	0	0	0	5	20.0
	Cleveland	AHL	53	n/a	15	18	33	-8	59	2	0	0	162	9.3
2022-23	Columbus	NHL	9	12:57	1	0	1	-5	0	0	0	0	19	5.3
	Cleveland	AHL	61	n/a	29	42	71	-5	40	11	0	2	224	12.9
2023-24	Columbus	NHL	11	10:59	2	1	3	0	2	0	0	0	17	11.8
	Cleveland	AHL	58	n/a	26	34	60	17	48	4	0	6	180	14.4
CBJ/NHL TOTALS			26	10:35	4	2	6	-6	2	0	0	0	41	9.8
AHL TOTALS			224	...	86	113	199	-13	181	26	0	15	680	12.6	3	1	1	2	0
WHL TOTALS			206	...	93	152	245	5	202	39	2	13	16	6	8	14	14



73 JET GREAVES

POSITION: Goaltender
CATCHES: Left
HEIGHT: 6'0"
WEIGHT: 191

BORN: March 30, 2001
BIRTHPLACE: Cambridge, Ontario
RESIDES: Cambridge, Ontario
 JetGreaves

NHL YEAR: 2nd

CBJ YEAR: 2nd

CONTRACT STATUS: Signed Through 2023-24 (RFA)

2023-24 STATISTICS

GP	W	L	OT	SA	GA	GAA	SV	SV%	SO	G	A	PIM	MIN
9	3	6	0	327	30	3.49	297	.908	0	0	0	0	515:52

Games lost to injury: 0... Most Saves: 42 (46 shots) - Apr. 11 at Florida... Most Shots Faced: 46 - Apr. 11 at Florida.

2023-24 SEASON

- ★ Started six of the final seven games for the Blue Jackets, turning aside 30 or more shots in four of the contests
- ★ Set CBJ records for most saves in first career win in stopping 41-of-43 shots in a 5-2 victory on Dec. 8 vs. St. Louis
- ★ Set a Cleveland single-season record in wins and ranked second-T among AHL netminders in victories with a 30-12-4 record, 2.93 GAA and .910 SV% in 46 outings
- ★ Stopped 97 of 103 shots faced (.942 SV%) while winning three games in the final three days of the season from Apr. 19-21 to lead Cleveland to the first division title in franchise history
- ★ Played in his first career AHL All-Star Classic on Feb. 3
- ★ Won 12 of 13 games for the Monsters from Nov. 10-Jan. 3, including nine consecutive contests from Nov. 22-Jan. 3

- ★ Spent majority of the 2022-23 season with Cleveland (AHL), going 19-16-5 with a 3.08 GAA and .899 SV%
- ★ Split the 2021-22 season between Cleveland and Kalamazoo (ECHL)
- ★ Posted a 12-12-3 record with a 2.84 GAA and .905 SV% in 29 games with the Monsters in 2021-22
- ★ Turned aside all 31 shots in a 1-0 win on Mar. 25, 2022 vs. Charlotte for his first career AHL shutout
- ★ Also went 10-5-0 with a .907 SV% in 15 appearances with the K-Wings (ECHL) in 2021-22
- ★ Did not play in 2020-21 due to the Ontario Hockey League being shut down for the entire season (COVID-19)
- ★ Spent the 2019-20 season with the Barrie Colts (OHL), finishing with a 13-15-2 record, 3.99 GAA and .888 SV% in 33 games
- ★ Appeared in 27 contests with Barrie and went 7-12-3 with a .911 SV% in 2018-19

CAREER HIGHLIGHTS

- ★ Made his NHL debut on Apr. 4, 2023 at Toronto, setting a franchise record for most saves (46) and shots faced (49) in a CBJ and NHL debut in a 4-2 loss

- ★ **DRAFTED:** Undrafted
- ★ **ACQUIRED:** Signed a three-year entry level contract through the 2023-24 season with Columbus on February 20, 2022

DATE	OPP.	GS	TOI	W	L	OTL	GA	GAA	SA	SV	SV%	SO	G	A	PIM
Dec. 8	vs. STL	1	60:00	1	0	0	2	2.00	43	41	.953	0	0	0	0
Dec. 10	vs. FLA	1	58:56	0	1	0	3	3.05	33	30	.909	0	0	0	0
Mar. 5	at PIT	1	58:43	0	1	0	5	5.11	31	26	.839	0	0	0	0
Apr. 4	vs. NYI	0	39:10	0	1	0	1	1.53	25	24	.960	0	0	0	0
Apr. 6	vs. PHI	1	60:00	1	0	0	2	2.00	39	37	.949	0	0	0	0
Apr. 9	at TBL	1	59:03	0	1	0	4	4.06	32	28	.875	0	0	0	0
Apr. 11	at FLA	1	60:00	0	1	0	4	4.00	46	42	.913	0	0	0	0
Apr. 13	at NSH	1	60:00	0	1	0	6	6.00	37	31	.838	0	0	0	0
Apr. 16	CAR	1	60:00	1	0	0	3	3.00	41	38	.927	0	0	0	0
TOTALS		8	2,684	3	6	0	30	3.49	327	297	.908	0	0	0	0

PLAYERS

CAREER RECORD

REGULAR SEASON

PLAYOFFS

YEAR	TEAM	LEAGUE	GP	W	L	OT	SO	GA	SA	SV%	GAA	MIN	GP	W-L	SO	GA	SV%	GAA	MIN
2018-19	Barrie	OHL	27	7	12	3	1	79	805	.911	3.36	1,411
2019-20	Barrie	OHL	33	13	15	2	2	118	940	.888	3.99	1,773
2020-21	Barrie	OHL	DID NOT PLAY DUE TO COVID-19																
2021-22	Cleveland	AHL	29	12	12	3	1	75	718	.905	2.84	1,586
	Kalamazoo	ECHL	15	10	5	0	0	43	461	.907	3.05	847
2022-23	Columbus	NHL	1	0	1	0	0	3	49	.939	3.05	59
	Cleveland	AHL	43	19	16	5	2	124	1,104	.899	3.08	2,419
2023-24	Columbus	NHL	9	3	6	0	0	30	327	.908	3.49	516
	Cleveland	AHL	46	30	12	4	1	131	1,449	.910	2.93	2,684
CBJ/NHL TOTALS			10	3	7	0	0	33	376	.912	3.44	575
AHL TOTALS			118	61	40	11	4	330	3,470	.905	2.96	6,689
ECHL TOTALS			15	10	5	0	0	43	461	.907	3.05	847
OHL TOTALS			60	20	27	5	3	197	1,745	.899	3.71	3,184



67 JAMES MALATESTA

POSITION: Left Wing
SHOT: Left
HEIGHT: 5'9"
WEIGHT: 198

BORN: May 31, 2003
BIRTHPLACE: Pointe-Claire, Quebec
RESIDES: Kirkland, Quebec
 James.Malatesta

NHL YEAR: 1st

CBJ YEAR: 1st

CONTRACT STATUS: Signed Through 2025-26 (RFA)

2023-24 STATISTICS

GP	G	A	PTS	+/-	PIM	PP	SH	GW	SHOTS	SPCT.	TOI	HITS	GVA	TKA	BKSHOTS
11	2	2	4	-1	5	0	0	0	12	16.7	10:13	41	2	1	2

Games lost to injury: 0... **Multi-point (goal) games:** 1 (0)... **Most Points:** 2 - Apr. 13 at Nashville... **Most Goals:** 1 (2x) - Apr. 16 vs. Carolina, most recent... **Most Assists:** 1 (2x) - Apr. 13 at Nashville, most recent... **Most PIM:** 5 - Mar. 26 at Arizona... **Most Shots:** 3 (2x) - Apr. 13 at Nashville, most recent... **TOI:** 13:01 - Apr. 16 vs. Carolina.

2023-24 SEASON

- ★ Made his NHL debut on Mar. 26 at Arizona and played in Columbus' final 11 contests
- ★ Notched his first career goal and multi-point game (1-1-2) on Apr. 13 at Nashville
- ★ Picked up his first career NHL point with an assist on Apr. 6 vs. Philadelphia
- ★ Added 12-10-22 and 79 penalty minutes in 56 outings with Cleveland (AHL) in his first pro season
- ★ Led Monsters rookies in goals and penalty minutes

- ★ Notched career highs in 2022-23 with 37-29-66, nine power play goals, five game-winning goals, 64 penalty minutes and a +34 plus/minus rating in 55 games with Quebec
- ★ Made 68 appearances for Quebec in 2021-22, recording 28-25-53 with 49 PIM
- ★ Registered 10-13-23 in 32 contests with Quebec in 2020-1, finishing second-T on the club in power play goals (4), fourth in goals and points and fifth in assists
- ★ Recorded 23-22-45 in 59 contests with the Remparts in 2019-20, leading Quebec rookies in goals and points as well as finished second on the team in goals and points and sixth in assists before the regular season was stopped due to COVID

CAREER HIGHLIGHTS

- ★ Awarded the Stafford Smythe Trophy as the 2023 CHL Memorial Cup MVP and named to the 2023 Memorial Cup All-Star Team after leading the Quebec Remparts (QMJHL) to the Memorial Cup with 5-0-5 in four games
- ★ Also awarded the Guy Lafleur Trophy as the 2023 QMJHL Playoffs MVP after finishing tied for the league in goals with 14-6-20 in 18 contests

- ★ **DRAFTED:** Columbus' fifth round pick, 133rd overall, at the 2021 NHL Draft

DATE	OPP.	G	A	PTS	+/-	PIM	HITS	BKS	PPG	PPA	SHG	SHA	GWG	OTG	SHIFTS	TOI	SOG	S%	FW	FL	FO%
Mar. 26	at ARI	0	0	0	-1	5	8	1	0	0	0	0	0	0	15	11:43	1	0.0	0	0	-
Mar. 28	at PIT	0	0	0	0	0	5	0	0	0	0	0	0	0	9	7:13	0	-	0	0	-
Mar. 30	vs. PIT	0	0	0	0	0	2	0	0	0	0	0	0	0	6	5:29	0	-	0	0	-
Apr. 1	vs. COL	0	0	0	0	0	2	0	0	0	0	0	0	0	11	8:44	1	0.0	0	1	0.0
Apr. 4	vs. NYI	0	0	0	0	0	7	1	0	0	0	0	0	0	14	12:21	0	-	0	0	-
Apr. 6	vs. PHI	0	1	1	1	0	0	0	0	0	0	0	0	0	14	10:58	3	0.0	0	0	-
Apr. 7	at CAR	0	0	0	-1	0	3	0	0	0	0	0	0	0	13	10:02	2	0.0	0	0	-
Apr. 9	at TBL	0	0	0	0	0	2	0	0	0	0	0	0	0	10	9:02	0	-	0	0	-
Apr. 11	at FLA	0	0	0	0	0	7	0	0	0	0	0	0	0	15	10:55	1	0.0	0	0	-
Apr. 13	at NSH	1	1	2	0	0	4	0	0	0	0	0	0	0	15	12:55	3	33.3	0	0	-
Apr. 16	vs. CAR	1	0	1	0	0	1	0	0	0	0	0	0	0	14	13:01	1	100.0	0	0	-
TOTALS		2	2	4	-1	5	41	2	0	0	0	0	0	0	136		12	16.7%	0	1	0.0%

CAREER RECORD

REGULAR SEASON

PLAYOFFS

YEAR	TEAM	LEAGUE	GP	TOI	G	A	PTS	+/-	PIM	PP	SH	GW	S	S%	GP	G	A	PTS	PIM
2019-20	Quebec	QMJHL	59	n/a	23	22	45	-9	29	7	0	0	231	10.0
2020-21	Quebec	QMJHL	32	n/a	10	13	23	-9	12	4	0	1	115	8.7	6	3	1	4	2
2021-22	Quebec	QMJHL	68	n/a	28	25	53	25	49	6	0	5	269	10.4	12	5	3	8	14
2022-23	Quebec	QMJHL	55	n/a	37	29	66	41	64	9	0	5	218	17.0	18	14	6	20	16
2023-24	Columbus	NHL	11	10:13	2	2	4	-1	5	0	0	0	12	16.7
	Cleveland	AHL	56	n/a	12	10	22	-4	79	1	0	3	132	9.1
CBJ/NHL TOTALS			11	10:13	2	2	4	-1	5	0	0	0	12	16.7
AHL TOTALS			56	...	12	10	22	-4	79	1	0	3	132	9.1
QMJHL TOTALS			214	...	98	89	187	41	154	26	0	11	833	11.8	36	22	10	32	32

PLAYERS



72 CARSON MEYER

POSITION: Right Wing

SHOT: Right

HEIGHT: 5'11"

WEIGHT: 193

BORN: August 18, 1997

BIRTHPLACE: Powell, Ohio

RESIDES: Hilliard, Ohio

[@72CMeys](#)

[72CMeys](#)

NHL YEAR: 3rd

CBJ YEAR: 3rd

CONTRACT STATUS: Signed Through 2023-24 (RFA)

2023-24 STATISTICS

GP	G	A	PTS	+/-	PIM	PP	SH	GW	SHOTS	SPCT.	TOI	HITS	GVA	TKA	BKSHOTS
14	1	1	2	-2	2	0	0	0	10	10.0	9:07	37	2	4	2

Games lost to injury: 3... **Multi-point (goal) games:** 0 (0)... **Most Points:** 1 (2x) - Apr. 6 vs. Philadelphia, most recent... **Most Goals:** 1 - Mar. 23 at Vegas... **Most Assists:** 1 - Apr. 6 vs. Philadelphia... **Most PIM:** 2 - Mar. 12 at Montreal... **Most Shots:** 3 - Mar. 17 vs. Winnipeg... **TOI:** 15:20 - Mar. 17 vs. Winnipeg.

2023-24 SEASON

- ★ Registered 1-1-2 in 14 appearances with the Blue Jackets
- ★ Set AHL career highs with 22-15-37 and six power play goals in 55 games with Cleveland
- ★ Led the Monsters in PPG and ranked second in goals

CAREER HIGHLIGHTS

- ★ Combined for 9-18-27 in 48 games with Columbus and Cleveland (AHL) in 2022-23
- ★ Made his NHL debut on Apr. 4, 2022 vs. Boston and registered his first career goal and multi-point game a day later at Philadelphia (1-1-2; Carter Hart)
- ★ Posted 16-11-27 with 63 penalty minutes in 56 games with Cleveland in 2021-22 and was tied for the team lead in goals and shorthanded goals and finished fourth in PIM

- ★ Made his pro debut in 2020-21, notching 9-11-20 and 13 penalty minutes in 26 games with Cleveland to rank second among club rookies in goals and points
- ★ Set collegiate career highs in goals and points with 17-14-31 in 35 appearances in his senior campaign at the Ohio State University (Big Ten) in 2019-20
- ★ Led the team in goals and ranked second in assists (tied) and points in 2019-20
- ★ Collected 9-13-22 in 36 contests in his first season at Ohio State in 2018-19, finishing third-T on the team in points and fourth-T in goals
- ★ Registered 6-4-10 and 48 penalty minutes in 34 outings at Miami University (NCHC) in his sophomore campaign in 2017-18
- ★ Made his collegiate debut in 2016-17 and ranked 19th among NCAA freshmen in scoring, notching 10-16-26 in 32 games at Miami University

★ **DRAFTED:** Columbus' sixth round pick, 179th overall, at the 2017 NHL Draft

DATE	OPP.	G	A	PTS	+/-	PIM	HITS	BKS	PPG	PPA	SHG	SHA	GWG	OTG	SHIFTS	TOI	SOG	S%	FW	FL	FO%
Mar. 12	at MTL	0	0	0	0	2	3	0	0	0	0	0	0	0	13	9:55	2	0.0	0	0	-
Mar. 14	vs. OTT	0	0	0	-1	0	1	1	0	0	0	0	0	0	12	10:58	1	0.0	0	0	-
Mar. 16	vs. SJS	0	0	0	0	0	7	1	0	0	0	0	0	0	12	9:40	1	0.0	0	0	-
Mar. 17	vs. WPG	0	0	0	1	0	1	0	0	0	0	0	0	0	19	15:20	3	0.0	0	0	-
Mar. 19	at DET	0	0	0	0	0	1	0	0	0	0	0	0	0	11	10:28	0	-	0	0	-
Mar. 22	at COL	0	0	0	-1	0	2	0	0	0	0	0	0	0	15	10:52	0	-	0	0	-
Mar. 23	at VGK	1	0	1	0	0	6	0	0	0	0	0	0	0	13	11:11	2	50.0	0	0	-
Mar. 26	at ARI	0	0	0	-1	0	5	0	0	0	0	0	0	0	14	10:19	0	-	0	0	-
Mar. 28	at PIT	0	0	0	0	0	2	0	0	0	0	0	0	0	9	7:35	0	-	0	0	-
Mar. 30	vs. PIT	0	0	0	0	0	1	0	0	0	0	0	0	0	4	4:37	1	0.0	0	0	-
Apr. 1	vs. COL	0	0	0	0	0	2	0	0	0	0	0	0	0	10	7:55	0	-	0	0	-
Apr. 4	vs. NYI	0	0	0	-1	0	2	0	0	0	0	0	0	0	10	7:07	0	-	0	0	-
Apr. 6	vs. PHI	0	1	1	1	0	3	0	0	0	0	0	0	0	14	10:19	0	-	0	0	-
Apr. 9	at TBL	0	0	0	0	0	1	0	0	0	0	0	0	0	2	1:26	0	-	0	0	-
TOTALS		1	1	2	-2	2	37	2	0	0	0	0	0	0	158		10	10.0%	0	0	

CAREER RECORD

YEAR	TEAM	LEAGUE	REGULAR SEASON											PLAYOFFS					
			GP	TOI	G	A	PTS	+/-	PIM	PP	SH	GW	S	S%	GP	G	A	PTS	PIM
2016-17	Miami (OH)	NCHC	32	n/a	10	16	26	-2	14	1	0	0	61	16.4
2017-18	Miami (OH)	NCHC	34	n/a	6	4	10	-22	48	2	0	1	52	11.5
2018-19	Ohio St.	Big Ten	36	n/a	9	13	22	4	26	4	0	1	82	11.0
2019-20	Ohio St.	Big Ten	26	n/a	14	11	25	3	22	8	0	2	68	20.6
2020-21	Cleveland	AHL	26	n/a	9	11	20	-2	13	5	0	0	69	13.0
2021-22	Columbus	NHL	13	8:14	1	2	3	0	6	0	0	0	13	7.7
	Cleveland	AHL	57	n/a	16	11	27	-15	63	2	3	2	130	12.3
2022-23	Columbus	NHL	14	9:43	0	1	1	-2	6	0	0	0	17	0.0
	Cleveland	AHL	34	n/a	9	17	26	6	36	5	0	3	86	10.5
2023-24	Columbus	NHL	14	9:07	1	1	2	-2	2	0	0	0	10	10.0
	Cleveland	AHL	55	n/a	22	15	37	-1	65	6	0	3	158	13.9
CBJ/NHL TOTALS			41	9:03	2	4	6	-4	14	0	0	0	40	5.0
AHL TOTALS			172	...	56	54	110	-12	177	18	3	8	443	12.6
NCAA TOTALS			137	...	42	47	89	-12	114	15	0	4	263	16.0
USHL TOTALS			58	...	32	20	52	10	47	8	0	2	174	18.4

PLAYERS



82 MIKAEL PYYHTIA

POSITION: Left Wing

SHOT: Left

HEIGHT: 6'0"

WEIGHT: 174

BORN: December 17, 2001

BIRTHPLACE: Turku, Finland

RESIDES: Turku, Finland

MikaelPyyhtia

NHL YEAR: 2nd

CBJ YEAR: 2nd

CONTRACT STATUS: Signed Through 2024-25 (RFA)

2023-24 STATISTICS

GP	G	A	PTS	+/-	PIM	PP	SH	GW	SHOTS	SPCT.	TOI	HITS	GVA	TKA	BKSHOTS
17	0	2	2	-5	0	0	0	0	22	0.0	13:09	9	1	3	20

Games lost to injury: 0... **Multi-point (goal) games:** 0 (0)... **Most Points:** 1 (2x) - Apr. 16 vs. Carolina, most recent... **Most Goals:** 0... **Most Assists:** 1 (2x) - Apr. 16 vs. Carolina, most recent... **Most PIM:** 0... **Most Shots:** 4 - Apr. 11 at Florida... **TOI:** 18:17 - Apr. 4 vs. NY Islanders.

2023-24 SEASON

- ★ Made his Blue Jackets season debut on Mar. 14 vs. Ottawa and played in the final 17 contests with the club
- ★ Collected his first NHL assist of the campaign on Apr. 6 vs. Philadelphia
- ★ Added 7-21-28 in 60 AHL outings with Cleveland

CAREER HIGHLIGHTS

- ★ Played for three different teams in 2022-23, combining for 10-14-24 in 56 games with TPS (Liiga), Columbus and Cleveland (AHL)
- ★ Made his NHL debut with Columbus at the end of the campaign in 2022-23, recording 0-1-1 in two games
- ★ Spent the 2021-22 season with TPS (Liiga) and notched 21-14-35, seven power play goals and four game-winning goals in 56 contests

- ★ Led the team in goals and finished second in points and sixth in assists and finished fifth-T in the Liiga in goals, ninth-T in PPG and 11th-T in GWG in 2021-22
- ★ Led players 20-years-old or younger in goals and ranked second in points and GWG (tied) in 2021-22
- ★ Racked up 8-5-13 in 18 playoff appearances to help the club to the 2022 Liiga final, finishing tied for the league lead in playoff goals and ranking fourth in points
- ★ Split the 2020-21 season between TPS and its junior team, combining for 12-14-26 in 51 appearances
- ★ Made his Liiga debut in 2019-20, collecting 0-1-1 in two appearances with TPS
- ★ Spent the majority of the 2019-20 season with TPS U20 and went 11-30-41 in 43 contests, finishing second on the team in assists, third in points and sixth in goals
- ★ **DRAFTED:** Columbus' fourth round pick, 114th overall, at the 2020 NHL Draft

DATE	OPP.	G	A	PTS	+/-	PIM	HITS	BKS	PPG	PPA	SHG	SHA	GWG	OTG	SHIFTS	TOI	SOG	S%	FW	FL	FO%
Mar. 14	vs. OTT	0	0	0	-1	0	0	2	0	0	0	0	0	0	15	9:48	3	0.0	0	0	-
Mar. 16	vs. SJS	0	0	0	-1	0	0	3	0	0	0	0	0	0	14	12:13	0	-	0	0	-
Mar. 17	vs. WPG	0	0	0	-1	0	0	0	0	0	0	0	0	0	14	10:14	1	0.0	0	0	-
Mar. 19	at DET	0	0	0	1	0	0	0	0	0	0	0	0	0	13	10:08	3	0.0	0	2	0.0
Mar. 22	at COL	0	0	0	0	0	1	2	0	0	0	0	0	0	16	12:05	2	0.0	0	0	-
Mar. 23	at VGK	0	0	0	-1	0	1	2	0	0	0	0	0	0	12	8:14	0	-	0	0	-
Mar. 26	at ARI	0	0	0	-3	0	0	0	0	0	0	0	0	0	17	13:59	1	0.0	1	1	50.0
Mar. 28	at PIT	0	0	0	1	0	0	0	0	0	0	0	0	0	17	12:34	0	-	0	0	-
Mar. 30	vs. PIT	0	0	0	-1	0	1	1	0	0	0	0	0	0	17	13:20	0	-	0	0	-
Apr. 1	vs. COL	0	0	0	0	0	1	0	0	0	0	0	0	0	21	12:47	0	-	0	0	-
Apr. 4	vs. NYI	0	0	0	0	0	0	2	0	0	0	0	0	0	22	18:17	1	0.0	0	0	-
Apr. 6	vs. PHI	0	1	1	1	0	1	2	0	0	0	0	0	0	18	16:24	0	-	0	0	-
Apr. 7	at CAR	0	0	0	0	0	1	2	0	0	0	0	0	0	16	12:52	1	0.0	0	0	-
Apr. 9	at TBL	0	0	0	-1	0	0	0	0	0	0	0	0	0	22	14:53	3	0.0	0	0	-
Apr. 11	at FLA	0	0	0	-1	0	3	1	0	0	0	0	0	0	18	16:45	4	0.0	0	0	-
Apr. 13	at NSH	0	0	0	1	0	0	1	0	0	0	0	0	0	16	13:06	2	0.0	0	0	-
Apr. 16	vs. CAR	0	1	1	1	0	0	2	0	0	0	0	0	0	18	15:58	1	0.0	0	0	-
TOTALS		0	2	2	-5	0	9	20	0	0	0	0	0	0	286		22	0.0%	1	3	25.0%

CAREER RECORD

REGULAR SEASON

PLAYOFFS

YEAR	TEAM	LEAGUE	GP	TOI	G	A	PTS	+/-	PIM	PP	SH	GW	S	S%	GP	G	A	PTS	PIM
2019-20	TPS	Liiga	2	12:29	0	1	1	0	0	0	0	0	5	0.0
2020-21	TPS	Liiga	35	14:06	3	4	7	3	4	0	0	0	70	4.3	13	1	4	5	4
2021-22	TPS	Liiga	56	15:00	21	14	35	8	6	7	0	0	150	14.0	18	8	5	13	8
2022-23	TPS	Liiga	47	16:10	7	13	20	-10	16	1	0	1	187	3.7	3	0	2	2	0
	Columbus	NHL	2	13:32	0	1	1	-2	2	0	0	0	2	0.0
	Cleveland	AHL	7	n/a	3	0	3	0	0	1	0	1	10	30.0
2023-24	Columbus	NHL	17	13:09	0	2	2	-5	0	0	0	0	22	0.0
	Cleveland	AHL	60	n/a	7	21	28	-1	6	1	0	1	92	7.6
CBJ/NHL TOTALS			19	13:12	0	3	3	-7	2	0	0	0	24	0.0
AHL TOTALS			67	...	10	21	31	-1	6	2	0	2	102	9.8
LIIGA TOTALS			140	...	31	32	63	71	26	8	0	1	412	7.52	34	9	11	20	12
JR. SM-LIIGA TOTALS			88	...	27	49	76	29	37

PLAYERS



ANAHEIM DUCKS

Honda Center / 2695 E. Katella Ave. / Anaheim, CA 92806

anaheimducks.com / p: 714.940.2900 / @AnaheimDucks

2023-24 RESULTS (1-0-1)

DATE	RESULT	ATTN	W/L GOALTENDERS	GWG GOAL
Oct. 24, 2023	ANA 3, at CBJ 2 (OT)	16,432	Lukas Dostal / Elvis Merzlikins	Frankie Vatrano
Feb. 21, 2024	CBJ 7, at ANA 4	14,518	Daniil Tarasov / John Gibson	Yegor Chinakhov

SERIES BREAKDOWN

GOALS BY PERIOD	1ST	2ND	3RD	OT	TOTAL
Columbus	4	1	4	0	9
Anaheim	0	5	1	1	7

SHOTS BY PERIOD	1ST	2ND	3RD	OT	TOTAL
Columbus	16	23	24	1	64
Anaheim	17	17	22	2	58

POWER PLAY	GOALS	ATTEMPTS	PCT
Columbus	1	9	11.1
Anaheim	0	8	0.0

PENALTY KILLING	KILLS	ATTEMPTS	PCT
Columbus	8	8	100.0
Anaheim	8	9	88.9

HEAD-TO-HEAD STATS

SKATERS

COLUMBUS	GP	G	A	P	+/-	PIM	PP	SH	GW	EN	S	%
Johnny Gaudreau	2	1	2	3	1	0	0	0	0	0	6	16.7
Boone Jenner	2	1	2	3	4	2	0	1	0	1	5	20.0
Jack Roslovic	2	0	3	3	1	2	0	0	0	0	3	0.0
Sean Kuraly	2	2	0	2	0	0	0	0	0	0	5	40.0
Zach Werenski	2	2	0	2	-1	2	0	0	0	0	6	33.3
Adam Fantilli	1	1	1	2	1	2	0	0	0	0	4	25.0
Jake Bean	2	0	2	2	1	0	0	0	0	0	1	0.0
Alexandre Texier	2	0	2	2	2	0	0	0	0	0	2	0.0
Emil Bemstrom	1	1	0	1	-1	0	1	0	0	0	4	25.0
Yegor Chinakhov	1	1	0	1	2	0	0	0	1	0	4	25.0
Ivan Provorov	2	0	1	1	1	0	0	0	0	0	1	0.0
Damon Severson	2	0	1	1	0	2	0	0	0	0	1	0.0
Cole Sillinger	2	0	1	1	-1	2	0	0	0	0	5	0.0
Justin Danforth	2	0	0	0	-1	2	0	0	0	0	1	0.0
Erik Gudbranson	2	0	0	0	1	2	0	0	0	0	3	0.0
Kent Johnson	2	0	0	0	-1	0	0	0	0	0	2	0.0
Kirill Marchenko	2	0	0	0	-2	0	0	0	0	0	5	0.0
Mathieu Olivier	2	0	0	0	1	7	0	0	0	0	3	0.0
Adam Boqvist	1	0	0	0	-1	0	0	0	0	0	1	0.0
David Jiricek	1	0	0	0	1	0	0	0	0	0	2	0.0
Dmitri Voronkov	1	0	0	0	0	0	0	0	0	0	0	0.0

ANAHEIM	GP	G	A	P	+/-	PIM	PP	SH	GW	EN	S	%
Pavel Mintyukov	2	0	4	4	2	0	0	0	0	0	3	0.0
Mason McTavish	2	2	1	3	0	2	0	0	0	0	4	50.0
Troy Terry	2	1	2	3	-1	0	0	0	0	0	10	10.0
Frankie Vatrano	2	1	1	2	0	6	0	0	1	0	7	14.3
Ryan Strome	2	1	0	1	0	4	0	0	0	0	3	33.3
Alexander Killorn	1	1	0	1	-1	0	0	0	0	0	4	25.0
Brett Leason	1	1	0	1	0	0	0	0	0	0	1	100.0
Ross Johnston	2	0	1	1	-1	7	0	0	0	0	2	0.0
Urho Vaakanainen	2	0	1	1	0	0	0	0	0	0	2	0.0
Leo Carlsson	1	0	1	1	-1	0	0	0	0	0	2	0.0
Benoit-Oliver Grouix	1	0	1	1	1	0	0	0	0	0	1	0.0
Sam Carrick	2	0	0	0	-1	0	0	0	0	0	4	0.0
Cam Fowler	2	0	0	0	-2	2	0	0	0	0	4	0.0
Radko Gudas	2	0	0	0	2	2	0	0	0	0	2	0.0
Adam Henrique	2	0	0	0	-2	0	0	0	0	0	4	0.0
Max Jones	2	0	0	0	-2	0	0	0	0	0	3	0.0
Jackson LaCombe	2	0	0	0	-2	4	0	0	0	0	0	0.0
Ilya Lyubushkin	2	0	0	0	-2	0	0	0	0	0	2	0.0
Jakob Silfverberg	2	0	0	0	0	0	0	0	0	0	2	0.0
Isac Lundestrom	1	0	0	0	0	0	0	0	0	0	0	0.0
Trevor Zegras	1	0	0	0	0	0	0	0	0	0	0	0.0

GOALTENDING

COLUMBUS	GP	MIN	GA	GAA	SO	W	L	OTL	SA	SV%
Daniil Tarasov	1	56	2	2.15	0	1	0	0	29	.931
Elvis Merzlikins	2	66	5	4.57	0	0	0	1	29	.828

ANAHEIM	GP	MIN	GA	GAA	SO	W	L	OTL	SA	SV%
Lukas Dostal	1	62	2	1.93	0	1	0	0	37	.946
John Gibson	1	57	6	6.31	0	0	1	0	26	.769

OPPONENTS



ARIZONA COYOTES

Mullett Arena / 411 S. Packard Dr. / Tempe, AZ 85281

arizonacoyotes.com / p: 623.772.3485 / @ArizonaCoyotes

2023-24 RESULTS (0-2-0)

DATE	RESULT	ATTN	W/L GOALTENDERS	GWG GOAL
Nov. 16, 2023	ARI 3, at CBJ 2	15,909	Connor Ingram / Elvis Merzlikins	Lawson Crouse
Mar. 26, 2024	at ARI 6, CBJ 2	4,600	Karel Vejmelka / Elvis Merzlikins	Josh Doan

SERIES BREAKDOWN

GOALS BY PERIOD	1ST	2ND	3RD	OT	TOTAL
Columbus	1	2	1	-	4
Arizona	0	3	6	-	9

SHOTS BY PERIOD	1ST	2ND	3RD	OT	TOTAL
Columbus	34	11	23	0	68
Arizona	20	27	20	0	67

POWER PLAY	GOALS	ATTEMPTS	PCT
Columbus	2	7	28.6
Arizona	2	4	50.0

PENALTY KILLING	KILLS	ATTEMPTS	PCT
Columbus	2	4	50.0
Arizona	5	7	71.4

HEAD-TO-HEAD STATS

SKATERS

COLUMBUS	GP	G	A	P	+/-	PIM	PP	SH	GW	EN	S	%
Zach Werenski	2	1	2	3	-3	0	1	0	0	0	6	16.7
Damon Severson	2	2	0	2	0	0	0	0	0	0	3	66.7
Boone Jenner	2	1	1	2	-1	0	1	0	0	0	7	14.3
Johnny Gaudreau	2	0	2	2	-2	0	0	0	0	0	4	0.0
Ivan Provorov	2	0	1	1	1	0	0	0	0	0	2	0.0
Alexandre Texier	2	0	1	1	1	2	0	0	0	0	5	0.0
Dmitri Voronkov	2	0	1	1	-1	0	0	0	0	0	8	0.0
Jake Bean	2	0	0	0	-1	2	0	0	0	0	2	0.0
Erik Gudbranson	2	0	0	0	-3	7	0	0	0	0	2	0.0
Kirill Marchenko	2	0	0	0	-2	0	0	0	0	0	9	0.0
Cole Sillinger	2	0	0	0	-1	0	0	0	0	0	2	0.0
Tyler Angle	1	0	0	0	-1	0	0	0	0	0	0	0.0
Yegor Chinakhov	1	0	0	0	0	0	0	0	0	0	1	0.0
Jake Christiansen	1	0	0	0	-2	0	0	0	0	0	0	0.0
Justin Danforth	1	0	0	0	0	0	0	0	0	0	1	0.0
Adam Fantilli	1	0	0	0	0	0	0	0	0	0	10	0.0
Trey Fix Wolansky	1	0	0	0	0	0	0	0	0	0	0	0.0
Brendan Gaunce	1	0	0	0	-1	0	0	0	0	0	2	0.0
David Jiricek	1	0	0	0	-1	2	0	0	0	0	0	0.0
Sean Kuraly	1	0	0	0	0	0	0	0	0	0	0	0.0
Patrik Laine	1	0	0	0	-1	0	0	0	0	0	0	0.0
James Malatesta	1	0	0	0	-1	5	0	0	0	0	1	0.0
Carson Meyer	1	0	0	0	-1	0	0	0	0	0	0	0.0
Mathieu Olivier	1	0	0	0	-1	5	0	0	0	0	2	0.0
Mikael Pyhtia	1	0	0	0	-3	0	0	0	0	0	1	0.0

ARIZONA	GP	G	A	P	+/-	PIM	PP	SH	GW	EN	S	%
Sean Durzi	2	0	3	3	3	2	0	0	0	0	4	0.0
Josh Doan	1	2	0	2	2	0	0	0	1	0	6	33.3
Nick Bjugstad	2	1	1	2	1	0	0	0	0	0	7	14.3
Matias Maccelli	2	1	1	2	2	0	1	0	0	0	4	25.0
Nick Schmaltz	2	1	1	2	3	0	0	1	0	0	4	25.0
Clayton Keller	2	0	2	2	2	2	0	0	0	3	4	0.0
Michael Kesselring	2	0	2	2	4	0	0	0	0	0	2	0.0
Logan Cooley	2	1	0	1	-1	2	1	0	0	0	5	20.0
Lawson Crouse	2	1	0	1	1	0	0	0	1	0	7	14.3
Dylan Guenther	1	1	0	1	1	0	0	1	0	0	8	12.5
Barrett Hayton	1	1	0	1	1	0	0	0	0	0	3	33.3
Mathew Dumba	1	0	1	1	1	2	0	0	0	0	0	0.0
Joshua Brown	2	0	0	0	0	5	0	0	0	0	0	0.0
Michael Carcone	2	0	0	0	0	7	0	0	0	0	3	0.0
Alexander Kerfoot	2	0	0	0	-1	0	0	0	0	0	1	0.0
J.J. Moser	2	0	0	0	2	0	0	0	0	0	2	0.0
Liam O'Brien	2	0	0	0	-1	5	0	0	0	0	2	0.0
Travis Boyd	1	0	0	0	0	0	0	0	0	0	1	0.0
Travis Dermott	1	0	0	0	1	0	0	0	0	0	0	0.0
Jack McBain	1	0	0	0	3	0	0	0	0	0	1	0.0
Troy Stecher	1	0	0	0	-1	0	0	0	0	0	0	0.0
Juuso Valimaki	1	0	0	0	2	0	0	0	0	0	0	0.0
Jason Zucker	1	0	0	0	0	0	0	0	0	0	3	0.0

GOALTENDING

COLUMBUS	GP	MIN	GA	GAA	SO	W	L	OTL	SA	SV%
Elvis Merzlikins	2	117	9	4.63	0	0	2	0	67	.866

ARIZONA	GP	MIN	GA	GAA	SO	W	L	OTL	SA	SV%
Connor Ingram	1	60	2	2.00	0	1	0	0	41	.951
Karel Vejmelka	1	60	2	2.00	0	1	0	0	27	.926



BOSTON BRUINS

BOSTON BRUINS

TD Garden / 100 Legends Way / Boston, MA 02114

bostonbruins.com / p: 617.624.1900 / @NHLBruins

2023-24 RESULTS (1-2-0)

DATE	RESULT	ATTN	W/L GOALTENDERS	GWG GOAL
Nov 27, 2023	at CBJ 5, BOS 2	14,357	Spencer Martin / Linus Ullmark	Yegor Chinakhov
Dec. 3, 2023	at BOS 3, CBJ 1	17,850	Jeremy Swayman / Spencer Martin	Brad Marchand
Jan. 2, 2024	BOS 4, at CBJ 1	18,262	Linus Ullmark / Spencer Martin	James van Riemsdyk

SERIES BREAKDOWN

GOALS BY PERIOD	1ST	2ND	3RD	OT	TOTAL
Columbus	1	4	2	-	7
Boston	0	2	7	-	9

SHOTS BY PERIOD	1ST	2ND	3RD	OT	TOTAL
Columbus	33	30	29	-	92
Boston	22	38	28	-	88

POWER PLAY	GOALS	ATTEMPTS	PCT
Columbus	1	10	10.0
Boston	3	11	27.3

PENALTY KILLING	KILLS	ATTEMPTS	PCT
Columbus	8	11	72.7
Boston	9	10	90.0

HEAD-TO-HEAD STATS

SKATERS

COLUMBUS	GP	G	A	P	+/-	PIM	PP	SH	GW	EN	S	%
Boone Jenner	2	1	2	3	0	0	1	0	0	0	3	33.3
Yegor Chinakhov	3	1	1	2	+3	0	0	0	1	0	2	50.0
Ivan Provorov	3	1	1	2	3	0	0	0	0	0	5	20.0
Dmitri Voronkov	3	1	1	2	+4	4	0	0	0	0	4	25.0
Justin Danforth	3	1	0	1	-1	0	0	0	0	0	3	33.3
Kirill Marchenko	3	1	0	1	0	0	1	0	0	0	8	12.5
Kent Johnson	2	1	0	1	0	0	0	0	0	0	5	20.0
David Jiricek	3	0	1	1	-2	6	0	0	0	0	2	0.0
Sean Kuraly	2	0	1	1	+1	0	0	0	0	0	4	0.0
Patrik Laine	2	0	1	1	-1	2	1	0	0	0	6	0.0
Cole Sillinger	2	0	1	1	+3	0	0	0	0	0	6	0.0
Zach Werenski	2	0	1	1	+1	0	0	0	0	0	4	0.0
Mathieu Olivier	1	0	1	1	+1	0	0	0	0	0	0	0.0
Jake Bean	3	0	0	0	-4	0	0	0	0	0	3	0.0
Adam Fantilli	3	0	0	0	-4	0	0	0	0	0	11	0.0
Johnny Gaudreau	3	0	0	0	-5	2	0	0	0	0	4	0.0
Erik Gudbranson	3	0	0	0	0	0	0	0	0	0	3	0.0
Alexandre Texier	3	0	0	0	-1	0	0	0	0	0	3	0.0
Adam Boqvist	2	0	0	0	+2	0	0	0	0	0	5	0.0
Emil Bemstrom	1	0	0	0	0	0	0	0	0	0	0	0.0
Jake Christiansen	1	0	0	0	0	0	0	0	0	0	0	0.0
Brendan Gaunce	1	0	0	0	0	0	0	0	0	0	2	0.0
Eric Robinson	1	0	0	0	0	0	0	0	0	0	0	0.0
Jack Roslovic	1	0	0	0	0	0	0	0	0	0	4	0.0
Damon Severson	1	0	0	0	4	0	0	0	0	0	2	0.0

BOSTON	GP	G	A	P	+/-	PIM	PP	SH	GW	EN	S	%
James van Riemsdyk	3	1	3	4	+2	2	2	0	0	0	5	20.0
Brad Marchand	3	3	0	3	-3	0	2	0	1	0	11	27.3
Danton Heinen	3	1	2	3	+3	2	0	0	1	0	6	16.7
Charlie McAvoy	3	0	3	3	-2	0	2	0	0	0	7	0.0
Trent Frederic	3	1	1	2	+3	0	0	0	0	0	3	33.3
Kevin Shattenkirk	3	1	1	2	+1	0	0	0	0	0	5	20.0
Charlie Coyle	3	0	2	2	-1	0	0	1	0	0	6	0.0
John Beecher	2	1	0	1	0	2	0	0	1	0	1	100.0
Matthew Poitras	2	1	0	1	+1	0	0	0	0	0	2	50.0
Jake DeBrusk	3	0	1	1	0	0	0	0	0	0	4	0.0
Matt Grzelcyk	3	0	1	1	+1	2	0	0	0	0	7	0.0
Hampus Lindholm	3	0	1	1	+1	6	0	0	0	0	4	0.0
Pavel Zacha	3	0	1	1	-3	0	0	0	0	0	6	0.0
Brandon Carlo	3	0	0	0	+1	0	0	0	0	0	5	0.0
Morgan Geekie	3	0	0	0	-1	0	0	0	0	0	4	0.0
Jakub Lauko	3	0	0	0	0	2	0	0	0	0	1	0.0
David Pastrnak	3	0	0	0	-3	2	0	0	0	0	6	0.0
Derek Forbort	2	0	0	0	-1	2	0	0	0	0	1	0.0
Mason Lohrei	1	0	0	0	0	2	0	0	0	0	0	0.0
Georgii Merkulov	1	0	0	0	0	0	0	0	0	0	1	0.0
Oskar Steen	1	0	0	0	0	0	0	0	0	0	3	0.0

GOALTENDING

COLUMBUS	GP	MIN	GA	GAA	SO	W	L	OTL	SA	SV%
Spencer Martin	3	177	9	3.05	0	1	2	0	88	.898

BOSTON	GP	MIN	GA	GAA	SO	W	L	OTL	SA	SV%
Linus Ullmark	2	93	3	1.94	0	1	1	0	47	.936
Jeremy Swayman	2	86	3	2.09	0	1	0	0	44	.932

OPPONENTS



BUFFALO SABRES

KeyBank Center / One Seymour H. Knox III Plaza / Buffalo, NY 14203

buffalosabres.com / p: 716.855.4100 / @BuffaloSabres

2023-24 RESULTS (1-1-1)

DATE	RESULT	ATTN	W/L GOALTENDERS	GWG GOAL
Dec. 19, 2023	CBJ 9, at BUF 4	14,888	Daniil Tarasov / Ukko-Pekka Luukkonen	Kirill Marchenko
Dec. 30, 2023	at BUF 3, CBJ 2 (OT)	19,070	Ukko-Pekka Luukkonen / Daniil Tarasov	Jeff Skinner
Feb. 23, 2024	BUF 2, at CBJ 1	18,943	Ukko-Pekka Luukkonen / Daniil Tarasov	Connor Clifton

SERIES BREAKDOWN

GOALS BY PERIOD						SHOTS BY PERIOD					
	1ST	2ND	3RD	OT	TOTAL		1ST	2ND	3RD	OT	TOTAL
Columbus	5	5	2	0	12	Columbus	32	27	21	0	80
Buffalo	2	2	4	1	9	Buffalo	33	42	31	2	108

POWER PLAY				PENALTY KILLING			
	GOALS	ATTEMPTS	PCT		KILLS	ATTEMPTS	PCT
Columbus	2	6	33.3	Columbus	7	8	87.5
Buffalo	1	8	12.5	Buffalo	4	6	66.7

HEAD-TO-HEAD STATS

SKATERS

COLUMBUS	GP	G	A	P	+/-	PIM	PP	SH	GW	EN	S	%	BUFFALO	GP	G	A	P	+/-	PIM	PP	SH	GW	EN	S	%
Kirill Marchenko	3	3	1	4	1	0	1	0	1	0	7	42.9	Dylan Cozens	3	1	2	3	1	0	0	0	0	0	13	7.7
Adam Fantilli	2	2	1	3	1	2	0	0	0	0	3	66.7	Casey Mittelstadt	3	1	2	3	0	0	0	0	0	0	6	16.7
Johnny Gaudreau	3	1	2	3	-2	0	0	0	0	0	3	33.3	Zach Benson	3	0	3	3	0	0	0	0	0	0	4	0.0
Cole Sillinger	3	1	2	1	2	0	0	0	0	0	6	16.7	Rasmus Dahlin	3	1	1	2	-2	2	0	0	0	0	9	11.1
Yegor Chinakhov	3	0	3	3	1	0	0	0	0	0	7	0.0	Kyle Okposo	3	1	1	2	-2	2	0	0	0	0	3	33.3
Ivan Provorov	3	0	3	3	0	0	0	0	0	0	5	0.0	Tage Thompson	3	1	1	2	-4	0	1	0	0	0	18	5.6
Kent Johnson	3	1	1	2	1	0	0	0	0	0	2	50.0	Owen Power	2	0	2	2	-2	0	0	0	0	0	4	0.0
Dmitri Voronkov	3	1	1	2	0	4	1	0	0	0	5	20.0	Connor Clifton	3	1	0	1	1	0	0	0	1	0	3	33.3
Sean Kuraly	2	1	1	2	3	2	0	0	0	0	5	20.0	Jack Quinn	2	1	0	1	-1	0	0	0	0	0	3	33.3
Alexandre Texier	3	0	2	2	1	0	0	0	0	0	2	0.0	Jeff Skinner	2	1	0	1	1	0	0	0	1	0	11	9.1
Zach Werenski	2	0	2	2	1	2	0	0	0	0	3	0.0	Zemgus Girgensons	1	1	0	1	1	0	0	0	0	0	1	100.0
Erik Gudbranson	3	1	0	1	1	0	0	0	0	0	4	25.0	JJ Peterka	3	0	1	1	3	0	0	0	0	0	10	0.0
Damon Severson	2	1	0	1	0	2	0	0	0	0	3	33.3	Alex Tuch	3	0	1	1	-4	0	0	0	0	0	2	0.0
Justin Danforth	3	0	1	1	-1	0	0	0	0	0	5	0.0	Mattias Samuelsson	2	0	1	1	-2	0	0	0	0	0	2	0.0
Emil Bemstrom	2	0	1	1	2	0	0	0	0	0	3	0.0	Jacob Bryson	1	0	1	1	1	0	0	0	0	0	1	0.0
Brendan Gaunce	2	0	1	1	1	0	0	0	0	0	4	0.0	Kale Clague	1	0	1	1	1	2	0	0	0	0	1	0.0
Andrew Peeke	1	0	1	1	1	2	0	0	0	0	0	0.0	Victor Olofsson	1	0	1	1	1	0	0	0	0	0	1	0.0
Jake Bean	3	0	0	0	1	2	0	0	0	0	2	0.0	Henri Jokiharju	3	0	0	0	-4	0	0	0	0	0	2	0.0
Jack Roslovic	2	0	0	0	-2	0	0	0	0	0	6	0.0	Peyton Krebs	3	0	0	0	-2	4	0	0	0	0	6	0.0
Nick Blankenburg	1	0	0	0	2	0	0	0	0	0	0	0.0	Eric Robinson	3	0	0	0	-1	0	0	0	0	0	3	0.0
Adam Boqvist	1	0	0	0	-1	0	0	0	0	0	0	0.0	Jordan Greenway	2	0	0	0	0	0	0	0	0	0	3	0.0
Jacob Christiansen	1	0	0	0	0	0	0	0	0	0	0	0.0	Ryan Johnson	2	0	0	0	1	0	0	0	0	0	1	0.0
Boone Jenner	1	0	0	0	-1	2	0	0	0	0	3	0.0	Erik Johnson	1	0	0	0	1	0	0	0	0	0	1	0.0
David Jiricek	1	0	0	0	0	0	0	0	0	0	2	0.0	Tyson Jost	1	0	0	0	0	0	0	0	0	0	0	0.0
Mathieu Olivier	1	0	0	0	0	0	0	0	0	0	0	0.0													

GOALTENDING

COLUMBUS	GP	MIN	GA	GAA	SO	W	L	OTL	SA	SV%	BUFFALO	GP	MIN	GA	GAA	SO	W	L	OTL	SA	SV%
Daniil Tarasov	3	178	9	3.04	0	1	1	1	108	.917	Ukko-Pekka Luukkonen	3	153	8	3.13	0	2	1	0	62	.871
											Devon Levi	1	28	4	8.69	0	0	0	0	18	.778



CALGARY FLAMES

Scotiabank Saddledome / 555 Saddledome Rise S.E. / Calgary, AB T2G 2W1

calgaryflames.com / p: 403.777.2177 / @NHLFlames

2023-24 RESULTS (2-0-0)

DATE	RESULT	ATTN	W/L GOALTENDERS	GWG GOAL
Oct 20, 2023	at CBJ 3, CGY 1	16,276	Spencer Martin / Jacob Markstrom	Justin Danforth
Jan. 25, 2024	CBJ 5, at CGY 2	16,689	Daniil Tarasov / Jacob Markstrom	Alexandre Texier

SERIES BREAKDOWN

GOALS BY PERIOD	1ST	2ND	3RD	OT	TOTAL
Columbus	2	2	4	-	8
Calgary	2	0	1	-	3

SHOTS BY PERIOD	1ST	2ND	3RD	OT	TOTAL
Columbus	20	20	21	-	61
Calgary	32	15	20	-	67

POWER PLAY	GOALS	ATTEMPTS	PCT
Columbus	1	6	16.7
Calgary	0	4	0.0

PENALTY KILLING	KILLS	ATTEMPTS	PCT
Columbus	4	4	100.0
Calgary	5	6	83.3

HEAD-TO-HEAD STATS

SKATERS

COLUMBUS	GP	G	A	P	+/-	PIM	PP	SH	GW	EN	S	%
Zach Werenski	2	1	2	3	+4	0	0	0	0	1	5	20.0
Justin Danforth	2	1	1	2	+3	0	0	0	1	1	1	100.0
Adam Fantilli	2	1	1	2	0	0	0	0	0	1	4	25.0
Sean Kuraly	2	1	1	2	+4	2	0	0	0	0	5	20.0
Damon Severson	2	1	1	2	+3	2	0	0	0	0	3	33.3
Yegor Chinakhov	1	1	1	2	+1	0	0	0	0	0	3	33.3
Alexandre Texier	2	1	0	1	+2	0	0	1	1	0	3	33.3
Dmitri Voronkov	1	1	0	1	0	0	1	0	0	0	3	33.3
Erik Gudbranson	2	0	1	1	-1	2	0	0	0	0	4	0.0
Ivan Provorov	2	0	1	1	0	0	0	0	0	0	3	0.0
Jack Roslovic	2	0	1	1	+1	2	0	0	0	0	1	0.0
Cole Sillinger	2	0	1	1	+1	7	0	0	0	0	1	0.0
Jake Bean	2	0	0	0	+2	0	0	0	0	0	3	0.0
Johnny Gaudreau	2	0	0	0	-1	0	0	0	0	0	2	0.0
Boone Jenner	2	0	0	0	-1	0	0	0	0	0	2	0.0
Kent Johnson	2	0	0	0	-1	0	0	0	0	0	4	0.0
Kirill Marchenko	2	0	0	0	-1	0	0	0	0	0	5	0.0
Emil Bemstrom	1	0	0	0	0	0	0	0	0	0	1	0.0
Adam Boqvist	1	0	0	0	+1	0	0	0	0	0	0	0.0
David Jiricek	1	0	0	0	0	0	0	0	0	0	0	0.0
Patrik Laine	1	0	0	0	+1	0	0	0	0	0	1	0.0

CALGARY	GP	G	A	P	+/-	PIM	PP	SH	GW	EN	S	%
Elias Lindholm	2	1	0	1	-1	0	0	1	0	0	6	16.7
Mackenzie Weegar	2	1	0	1	+2	2	0	0	0	0	6	16.7
Connor Zary	1	1	0	1	+1	0	0	0	0	0	1	100.0
Rasmus Andersson	2	0	1	1	-4	15	0	0	0	0	5	0.0
Mikael Backlund	2	0	1	1	-1	0	0	0	0	0	5	0.0
Blake Coleman	2	0	1	1	-2	0	0	0	0	0	6	0.0
Matthew Coronato	2	0	1	1	+1	2	0	0	0	0	6	0.0
Andrew Mangiapane	2	0	1	1	-2	0	0	0	0	0	3	0.0
AJ Greer	2	0	0	0	-2	4	0	0	0	0	1	0.0
Noah Hanifin	2	0	0	0	-4	0	0	0	0	0	5	0.0
Jonathan Huberdeau	2	0	0	0	-3	15	0	0	0	0	2	0.0
Nazem Kadri	2	0	0	0	-1	5	0	0	0	0	7	0.0
Yegor Sharangovich	2	0	0	0	-2	0	0	0	0	0	1	0.0
Christopher Tanex	2	0	0	0	0	0	0	0	0	0	4	0.0
Dillon Dube	1	0	0	0	0	0	0	0	0	0	1	0.0
Walker Duehr	1	0	0	0	-1	0	0	0	0	0	1	0.0
Dennis Gilbert	1	0	0	0	0	0	0	0	0	0	2	0.0
Adam Klapka	1	0	0	0	-1	0	0	0	0	0	0	0.0
Oliver Kyllington	1	0	0	0	0	0	0	0	0	0	1	0.0
Jordan Oesterle	1	0	0	0	0	0	0	0	0	0	1	0.0
Adam Ruzicka	1	0	0	0	-1	0	0	0	0	0	1	0.0
Cole Schwindt	1	0	0	0	-1	0	0	0	0	0	0	0.0
Nikita Zadorov	1	0	0	0	-1	0	0	0	0	0	2	0.0

GOALTENDING

COLUMBUS	GP	MIN	GA	GAA	SO	W	L	OTL	SA	SV%
Spencer Martin	1	60	1	1.00	0	1	0	0	37	.973
Daniil Tarasov	1	60	2	2.00	0	1	0	0	30	.933

CALGARY	GP	MIN	GA	GAA	SO	W	L	OTL	SA	SV%
Jacob Markstrom	2	117	6	3.07	0	0	2	0	59	.898



CAROLINA HURRICANES

PNC Arena / 1400 Edwards Mill Rd. / Raleigh, NC 27607

carolinahurricanes.com / p: 919.467.7825 / @NHLCanes

2023-24 RESULTS (1-3-0)

DATE	RESULT	ATTN	W/L GOALTENDERS	GWG GOAL
Nov. 26, 2023	at CAR 3, CBJ 2	18,700	Pyotr Kochetkov / Elvis Merzlikins	Andrei Svechnikov
Feb. 29, 2024	CAR 4, at CBJ 2	18,390	Spencer Martin / Daniil Tarasov	Brady Skjei
Apr. 7, 2024	at CAR 3, CBJ 0	18,837	Frederik Andersen / Malcolm Subban	Andrei Svechnikov
Apr. 16, 2024	at CBJ 6, CAR 3	17,289	Jet Greaves / Spencer Martin	Johnny Gaudreau

SERIES BREAKDOWN

GOALS BY PERIOD	1ST	2ND	3RD	OT	TOTAL	SHOTS BY PERIOD	1ST	2ND	3RD	OT	TOTAL
Columbus	3	2	5	-	10	Columbus	30	35	28	-	93
Carolina	4	4	5	-	13	Carolina	54	43	55	-	152

POWER PLAY	GOALS	ATTEMPTS	PCT
Columbus	1	5	20.0
Carolina	2	12	16.7

PENALTY KILLING	KILLS	ATTEMPTS	PCT
Columbus	10	12	83.3
Carolina	4	5	80.0

HEAD-TO-HEAD STATS

SKATERS

COLUMBUS	GP	G	A	P	+/-	PIM	PP	SH	GW	EN	S	%
Zach Werenski	4	2	3	5	2	0	0	0	0	0	10	20.0
Johnny Gaudreau	4	2	1	3	2	0	0	0	1	0	5	40.0
Alex Nylander	3	2	1	3	1	0	1	0	0	0	9	22.2
Kirill Marchenko	4	1	1	2	0	0	0	0	0	0	6	16.7
Cole Sillinger	4	1	1	2	-2	2	0	0	0	0	11	9.1
Erik Gudbranson	4	0	2	2	1	2	0	0	0	0	1	0.0
Mathieu Olivier	3	0	2	2	0	0	0	0	0	0	3	0.0
James Malatesta	2	1	0	1	-1	0	0	0	0	0	3	33.3
Luca Del Bel Belluz	1	1	0	1	1	0	0	0	0	0	2	50.0
Justin Danforth	4	0	1	1	4	0	0	0	0	0	6	0.0
Sean Kuraly	4	0	1	1	0	2	0	0	0	0	5	0.0
Ivan Provorov	4	0	1	1	-2	2	0	0	0	0	3	0.0
Boone Jenner	2	0	1	1	-2	2	0	0	0	0	6	0.0
Mikael Pyhtia	2	0	1	1	1	0	0	0	0	0	2	0.0
Jack Roslovic	1	0	1	1	-2	0	0	0	0	0	3	0.0
Alexandre Texier	4	0	0	0	0	2	0	0	0	0	2	0.0
David Jiricek	3	0	0	0	1	4	0	0	0	0	2	0.0
Damon Severson	3	0	0	0	-5	8	0	0	0	0	6	0.0
Dmitri Voronkov	3	0	0	0	-3	0	0	0	0	0	2	0.0
Jake Bean	2	0	0	0	-1	0	0	0	0	0	0	0.0
Nick Blankenburg	2	0	0	0	1	0	0	0	0	0	2	0.0
Yegor Chinakhov	2	0	0	0	-2	0	0	0	0	0	1	0.0
Adam Boqvist	1	0	0	0	0	0	0	0	0	0	1	0.0
Gavin Brindley	1	0	0	0	0	0	0	0	0	0	0	0.0
Adam Fantilli	1	0	0	0	-1	0	0	0	0	0	2	0.0
Brendan Gaunce	1	0	0	0	-1	0	0	0	0	0	0	0.0
Patrik Laine	1	0	0	0	-1	0	0	0	0	0	0	0.0
Andrew Peeke	1	0	0	0	-1	0	0	0	0	0	0	0.0
Eric Robinson	1	0	0	0	-1	0	0	0	0	0	0	0.0

CAROLINA	GP	G	A	P	+/-	PIM	PP	SH	GW	EN	S	%
Teuvo Teravainen	4	4	2	6	3	0	1	0	0	0	13	30.8
Jesperi Kotkaniemi	3	2	2	4	2	0	0	0	0	0	8	25.0
Brady Skjei	3	2	2	4	5	2	0	0	1	0	10	20.0
Sebastian Aho	3	2	1	3	4	0	1	0	0	0	10	20.0
Andrei Svechnikov	3	2	1	3	5	0	0	0	2	0	15	13.3
Seth Jarvis	3	1	2	3	3	2	0	0	0	1	3	33.3
Brent Burns	4	0	3	3	0	0	0	0	0	0	9	0.0
Jordan Martinook	4	0	2	2	-2	4	0	0	0	0	5	0.0
Stefan Noesen	4	0	2	2	1	0	0	0	0	0	6	0.0
Brett Pesce	3	0	2	2	5	0	0	0	0	0	11	0.0
Martin Necas	4	0	1	1	-1	0	0	0	0	0	18	0.0
Jacob Slavin	3	0	1	1	2	0	0	0	0	0	1	0.0
Maxime Comtois	1	0	1	1	0	0	0	0	0	0	1	0.0
Jake Guentzel	1	0	1	1	0	0	0	0	0	0	2	0.0
Jalen Chatfield	4	0	0	0	2	2	0	0	0	0	3	0.0
Jack Drury	4	0	0	0	-2	0	0	0	0	0	6	0.0
Jesper Fast	4	0	0	0	-1	0	0	0	0	0	4	0.0
Dmitry Orlov	4	0	0	0	-3	0	0	0	0	0	9	0.0
Jordan Staal	3	0	0	0	1	0	0	0	0	0	1	0.0
Michael Bunting	2	0	0	0	-1	2	0	0	0	0	1	0.0
Evgeny Kuznetsov	2	0	0	0	-1	0	0	0	0	0	1	0.0
Jackson Blake	1	0	0	0	-2	0	0	0	0	0	2	0.0
Dylan Coghlan	1	0	0	0	-2	0	0	0	0	0	3	0.0
Anthony DeAngelo	1	0	0	0	0	0	0	0	0	0	3	0.0
Brendan Lemieux	1	0	0	0	-1	0	0	0	0	0	1	0.0
Scott Morrow	1	0	0	0	-4	0	0	0	0	0	3	0.0
Bradly Nadeau	1	0	0	0	-3	0	0	0	0	0	3	0.0

GOALTENDING

COLUMBUS	GP	MIN	GA	GAA	SO	W	L	OTL	SA	SV%
Jet Greaves	1	60	3	3.00	0	1	0	0	41	.927
Malcolm Subban	1	60	3	3.00	0	0	1	0	35	.914
Elvis Merzlikins	1	59	3	3.06	0	0	1	0	43	.930
Daniil Tarasov	1	57	3	3.18	0	0	1	0	32	.906

CAROLINA	GP	MIN	GA	GAA	SO	W	L	OTL	SA	SV%
Frederik Andersen	1	60	0	0.00	1	1	0	0	23	1.000
Pyotr Kochetkov	1	60	2	2.00	0	1	0	0	23	.913
Spencer Martin	2	120	8	4.00	0	1	1	0	47	.830



CHICAGO BLACKHAWKS

CHICAGO BLACKHAWKS

United Center / 1901 W. Madison St. / Chicago, IL 60612

chicagoblackhawks.com / p: 312.455.7000 / @NHLBlackhawks

2023-24 RESULTS (2-0-0)

DATE	RESULT	ATTN	W/L GOALTENDERS	GWG GOAL
Nov. 22, 2023	at CBJ 7, CHI 3	18,158	Elvis Merzlikins / Petr Mrazek	Cole Sillinger
Mar. 2, 2024	CBJ 5, at CHI 2	18,782	Elvis Merzlikins / Arvis Soderblom	Mathieu Olivier

SERIES BREAKDOWN

GOALS BY PERIOD	1ST	2ND	3RD	OT	TOTAL
Columbus	5	6	1	-	12
Chicago	2	0	3	-	5

SHOTS BY PERIOD	1ST	2ND	3RD	OT	TOTAL
Columbus	22	25	10	-	57
Chicago	18	17	29	-	64

POWER PLAY	GOALS	ATTEMPTS	PCT
Columbus	1	5	20.0
Chicago	0	7	0.00

PENALTY KILLING	KILLS	ATTEMPTS	PCT
Columbus	7	7	100.0
Chicago	4	5	80.0

HEAD-TO-HEAD STATS

SKATERS

COLUMBUS	GP	G	A	P	+/-	PIM	PP	SH	GW	EN	S	%
Zach Werenski	2	0	6	6	9	2	0	0	0	0	5	0.0
Boone Jenner	2	3	0	3	5	0	1	0	0	0	3	100.0
Cole Sillinger	2	2	1	3	1	0	0	0	1	0	5	40.0
Adam Boqvist	2	0	3	3	7	0	0	0	0	0	2	0.0
Johnny Gaudreau	2	1	1	2	5	0	0	0	0	1	2	50.0
Kirill Marchenko	2	1	1	2	3	0	0	0	0	0	6	16.7
Jack Roslovic	1	0	2	2	2	0	0	0	0	0	3	0.0
Erik Gudbranson	2	1	0	1	-1	2	0	0	0	0	3	33.3
Mathieu Olivier	2	1	0	1	-1	2	0	0	1	0	1	100.0
Dmitri Voronkov	2	1	0	1	0	0	0	0	0	0	4	25.0
Patrik Laine	1	1	0	1	1	2	0	0	0	0	2	50.0
Alexandre Texier	1	1	0	1	1	0	0	0	0	0	2	50.0
Yegor Chinakhov	2	0	1	1	0	0	0	0	0	0	4	0.0
Ivan Provorov	2	0	1	1	0	2	0	0	0	0	5	0.0
Adam Fantilli	1	0	1	1	0	0	0	0	0	0	3	0.0
Alex Nylander	1	0	1	1	1	0	0	0	0	0	2	0.0
Jake Bean	2	0	0	0	-2	0	0	0	0	0	1	0.0
Justin Danforth	2	0	0	0	0	0	0	0	0	0	1	0.0
Sean Kuraly	2	0	0	0	0	0	0	0	0	0	0	0.0
David Jiricek	1	0	0	0	-1	2	0	0	0	0	1	0.0
Eric Robinson	1	0	0	0	0	0	0	0	0	0	2	0.0
Damon Severson	1	0	0	0	0	2	0	0	0	0	0	0.0

CHICAGO	GP	G	A	P	+/-	PIM	PP	SH	GW	EN	S	%
Phillip Kurashev	2	1	2	3	-3	0	0	0	0	0	10	10.0
Connor Bedard	2	1	1	2	-3	0	0	0	0	0	5	20.0
Ryan Donato	2	1	1	2	-1	0	0	0	0	0	3	33.3
Jason Dickinson	2	1	0	1	-1	0	0	0	0	0	2	50.0
Reese Johnson	2	1	0	1	-3	0	0	0	0	0	8	12.5
Isaak Phillips	2	0	1	1	-2	0	0	0	0	0	4	0.0
Alex Vlasic	2	0	1	1	-3	2	0	0	0	0	0	0.0
MacKenzie Entwistle	1	0	1	1	-2	0	0	0	0	0	0	0.0
Nick Foligno	2	0	0	0	-1	0	0	0	0	0	3	0.0
Tyler Johnson	2	0	0	0	-1	0	0	0	0	0	1	0.0
Seth Jones	2	0	0	0	-3	6	0	0	0	0	3	0.0
Boris Katchouk	2	0	0	0	-2	0	0	0	0	0	6	0.0
Kevin Korchinski	2	0	0	0	0	0	0	0	0	0	2	0.0
Taylor Raddysh	2	0	0	0	0	2	0	0	0	0	3	0.0
Joseph Anderson	1	0	0	0	0	0	0	0	0	0	2	0.0
Anthony Beauvillier	1	0	0	0	-1	0	0	0	0	0	3	0.0
Colin Blackwell	1	0	0	0	0	0	0	0	0	0	3	0.0
Louis Crevier	1	0	0	0	-2	0	0	0	0	0	0	0.0
Wyatt Kaiser	1	0	0	0	2	0	0	0	0	0	0	0.0
Jaycob Megna	1	0	0	0	-1	0	0	0	0	0	1	0.0
Connor Murphy	1	0	0	0	-2	0	0	0	0	0	4	0.0
Lukas Reichel	1	0	0	0	-2	0	0	0	0	0	1	0.0
Nikita Zaitsev	1	0	0	0	0	0	0	0	0	0	0	0.0

GOALTENDING

COLUMBUS	GP	MIN	GA	GAA	SO	W	L	OTL	SA	SV%
Elvis Merzlikins	2	120	5	2.50	0	2	0	0	64	.922

CHICAGO	GP	MIN	GA	GAA	SO	W	L	OTL	SA	SV%
Arvid Soderblom	2	87	6	4.12	0	0	1	0	38	.842
Petr Mrazek	1	32	5	9.30	0	0	1	0	18	.722

OPPONENTS



COLORADO AVALANCHE

Ball Arena / 1000 Chopper Cir. / Denver, CO 80204

coloradoavalanche.com / p: 303.405.1100 / @Avalanche

2023-24 RESULTS (1-1-0)

DATE	RESULT	ATTN	W/L GOALTENDERS	GWG GOAL
Mar. 22, 2024	at COL 6, CBJ 1	18,117	Alexandar Georgiev / Elvis Merzlikins	Ross Colton
Apr. 1, 2024	at CBJ 4, COL 1	16,731	Daniil Tarasov / Justus Annunen	Alex Nylander

SERIES BREAKDOWN

GOALS BY PERIOD	1ST	2ND	3RD	OT	TOTAL
Columbus	1	3	1	-	5
Colorado	1	2	4	-	7

SHOTS BY PERIOD	1ST	2ND	3RD	OT	TOTAL
Columbus	12	21	16	-	49
Colorado	25	39	32	-	96

POWER PLAY	GOALS	ATTEMPTS	PCT
Columbus	0	2	0.0
Colorado	1	7	14.3

PENALTY KILLING	KILLS	ATTEMPTS	PCT
Columbus	6	7	85.7
Colorado	2	2	100.0

HEAD-TO-HEAD STATS

SKATERS

COLUMBUS	GP	G	A	P	+/-	PIM	PP	SH	GW	EN	S	%
Alex Nylander	2	2	0	2	0	2	0	0	1	0	6	33.3
Kirill Marchenko	2	1	1	2	0	0	0	0	0	0	4	25.0
Johnny Gaudreau	2	0	2	2	0	2	0	0	0	0	2	0.0
Erik Gudbranson	2	0	2	2	0	2	0	0	0	0	0	0.0
Damon Severson	2	1	0	1	-1	0	0	0	0	0	3	33.3
Cole Sillinger	2	1	0	1	0	2	0	0	0	1	6	16.7
Jake Bean	2	0	1	1	1	2	0	0	0	0	1	0.0
Ivan Provorov	2	0	1	1	0	0	0	0	0	0	6	0.0
Alexandre Texier	2	0	1	1	0	0	0	0	0	0	3	0.0
Dmitri Voronkov	2	0	1	1	1	0	0	0	0	0	0	0.0
Boone Jenner	1	0	1	1	-1	0	0	0	0	0	1	0.0
Jacob Christiansen	2	0	0	0	-2	0	0	0	0	0	0	0.0
Brendan Gaunce	2	0	0	0	-1	0	0	0	0	0	1	0.0
Carson Meyer	2	0	0	0	-1	0	0	0	0	0	0	0.0
Mathieu Olivier	2	0	0	0	-1	5	0	0	0	0	1	0.0
Mikael Pyhtia	2	0	0	0	0	0	0	0	0	0	2	0.0
Zach Werenski	2	0	0	0	0	2	0	0	0	0	12	0.0
Justin Danforth	1	0	0	0	0	0	0	0	0	0	0	0.0
Trey Fix-Wolansky	1	0	0	0	0	0	0	0	0	0	0	0.0
James Malatesta	1	0	0	0	0	0	0	0	0	0	1	0.0

COLORADO	GP	G	A	P	+/-	PIM	PP	SH	GW	EN	S	%
Mikko Rantanen	2	2	1	3	2	0	1	0	0	0	9	22.2
Nathan MacKinnon	2	1	1	2	0	0	0	0	0	0	16	6.2
Cale Makar	2	1	1	2	1	0	0	0	0	0	11	9.1
Jonathan Drouin	2	0	2	2	0	0	0	0	0	0	1	0.0
Artturi Lehkonen	2	0	2	2	-1	0	0	0	0	0	8	0.0
Ross Colton	2	1	0	1	-1	0	0	0	1	0	3	33.3
Valeri Nichushkin	1	1	0	1	2	0	0	0	0	0	2	50.0
Christopher Wagner	1	1	0	1	1	2	0	0	0	0	2	50.0
Samuel Girard	2	0	1	1	-1	2	0	0	0	0	4	0.0
Josh Manson	2	0	1	1	1	5	0	0	0	0	8	0.0
Casey Mittelstadt	2	0	1	1	1	0	0	0	0	0	4	0.0
Zach Parise	2	0	1	1	-1	0	0	0	0	0	2	0.0
Sean Walker	2	0	1	1	0	0	0	0	0	0	4	0.0
Miles Wood	2	0	1	1	-1	0	0	0	0	0	8	0.0
Andrew Cogliano	2	0	0	0	0	0	0	0	0	0	1	0.0
Brandon Duhaime	2	0	0	0	0	0	0	0	0	0	4	0.0
Jack Johnson	2	0	0	0	0	0	0	0	0	0	3	0.0
Devon Toews	2	0	0	0	1	0	0	0	0	0	4	0.0
Jean-Luc Foudy	1	0	0	0	0	0	0	0	0	0	0	0.0
Iakov Trenin	1	0	0	0	0	0	0	0	0	0	2	0.0

GOALTENDING

COLUMBUS	GP	MIN	GA	GAA	SO	W	L	OTL	SA	SV%
Daniil Tarasov	1	60	1	1.00	0	1	0	0	46	.978
Elvis Merzlikins	1	60	6	6.00	0	0	1	0	50	.880

COLORADO	GP	MIN	GA	GAA	SO	W	L	OTL	SA	SV%
Alexandar Georgiev	1	60	1	1.00	0	1	0	0	24	.958
Justus Annunen	1	58	3	3.08	0	0	1	0	24	.875



DALLAS STARS

American Airlines Center / 2500 Victory Ave. / Dallas, TX 75219

dallasstars.com / p: 214.387.5500 / @DallasStars

2023-24 RESULTS (0-2-0)

DATE	RESULT	ATTN	W/L GOALTENDERS	GWG GOAL
Oct 30, 2023	at DAL 5, CBJ 3	18,532	Jake Oettinger / Elvis Merzlikins	Evgeni Dadonov
Nov 9, 2023	DAL 5, at CBJ 2	15,253	Jake Oettinger / Spencer Martin	Matt Duchene

SERIES BREAKDOWN

GOALS BY PERIOD						SHOTS BY PERIOD					
	1ST	2ND	3RD	OT	TOTAL		1ST	2ND	3RD	OT	TOTAL
Columbus	4	0	1	-	5	Columbus	14	17	23	-	54
Dallas	2	3	5	-	10	Dallas	22	16	26	-	64

POWER PLAY				PENALTY KILLING			
	GOALS	ATTEMPTS	PCT		KILLS	ATTEMPTS	PCT
Columbus	0	4	0.0	Columbus	5	5	100.0
Dallas	0	5	0.0	Dallas	4	4	100.0

HEAD-TO-HEAD STATS

SKATERS

COLUMBUS	GP	G	A	P	+/-	PIM	PP	SH	GW	EN	S	%	DALLAS	GP	G	A	P	+/-	PIM	PP	SH	GW	EN	S	%
Dmitri Voronkov	2	1	1	2	+1	2	0	0	0	0	3	33.3	Matt Duchene	2	2	2	4	+4	2	0	0	1	0	8	25.0
Adam Fantilli	2	0	2	2	-1	2	0	0	0	0	2	0.0	Jason Robertson	2	1	2	3	+1	2	0	0	0	1	5	20.0
Boone Jenner	2	1	0	-2	0	0	0	0	0	0	6	16.7	Nils Lundkvist	2	0	3	3	0	2	0	0	0	0	3	0.0
Sean Kuraly	2	1	0	1	-1	2	0	0	0	0	5	20.0	Evgeni Dadonov	2	1	1	2	+2	0	0	0	1	0	2	50.0
Damon Severson	2	1	0	1	-1	0	0	0	0	0	2	50.0	Roope Hintz	2	1	1	2	-1	0	0	0	0	0	3	33.3
Kirill Marchenko	1	1	0	1	+1	0	0	0	0	0	5	20.0	Wyatt Johnston	2	1	1	2	+2	0	0	0	0	0	2	50.0
Johnny Gaudreau	2	0	1	1	-2	0	0	0	0	0	2	0.0	Mason Marchment	2	1	1	2	+3	0	0	0	0	0	4	25.0
Mathieu Olivier	2	0	1	1	-1	0	0	0	0	0	2	0.0	Tyler Seguin	2	1	1	2	+4	0	0	0	0	0	7	14.3
Ivan Provorov	2	0	1	1	-2	0	0	0	0	0	3	0.0	Jamie Benn	2	0	2	2	+1	0	0	0	0	0	1	0.0
Jack Roslovic	2	0	1	1	-3	0	0	0	0	0	3	0.0	Thomas Harley	2	1	0	1	+2	2	0	0	0	0	3	33.3
Cole Sillinger	2	0	1	1	-3	4	0	0	0	0	6	0.0	Craig Smith	2	1	0	1	0	0	0	0	0	0	3	33.3
Zach Werenski	2	0	1	1	-2	0	0	0	0	0	5	0.0	Radek Faksa	2	0	1	1	0	0	0	0	0	0	1	0.0
Kent Johnson	1	0	1	1	0	0	0	0	0	0	1	0.0	Esa Lindell	2	0	1	1	+2	0	0	0	0	0	3	0.0
Jake Bean	2	0	0	0	-3	0	0	0	0	0	1	0.0	Joe Pavelski	2	0	1	1	0	0	0	0	0	0	5	0.0
Justin Danforth	2	0	0	0	-1	0	0	0	0	0	1	0.0	Ryan Sutter	2	0	1	1	+1	0	0	0	0	0	3	0.0
Erik Gudbranson	2	0	0	0	0	-2	2	0	0	0	1	0.0	Jani Hakanpaa	2	0	0	0	+4	0	0	0	0	0	3	0.0
Alexandre Texier	2	0	0	0	-3	0	0	0	0	0	2	0.0	Miro Heiskanen	2	0	0	0	+1	0	0	0	0	0	5	0.0
Emil Bemstrom	1	0	0	0	-1	0	0	0	0	0	0	0.0	Ty Dellandrea	1	0	0	0	0	0	0	0	0	0	1	0.0
Yegor Chinakhov	1	0	0	0	-3	0	0	0	0	0	2	0.0	Sam Steel	1	0	0	0	0	0	0	0	0	0	2	0.0
David Jiricek	1	0	0	0	+1	0	0	0	0	0	0	0.0													
Andrew Peeke	1	0	0	0	0	0	0	0	0	0	2	0.0													

GOALTENDING

COLUMBUS	GP	MIN	GA	GAA	SO	W	L	OTL	SA	SV%	DALLAS	GP	MIN	GA	GAA	SO	W	L	OTL	SA	SV%				
Spencer Martin	1	58	4	4.11	0	0	1	0	30	.867	Jake Oettinger	2	120	5	2.51	0	2	0	0	54	.907				
Elvis Merzlikins	1	57	4	4.19	0	0	1	0	32	.875															

OPPONENTS



DETROIT RED WINGS

Little Caesars Arena / 2645 Woodward Ave. / Detroit, MI 48201

detroitredwings.com / p: 313.471.7000 / @DetroitRedWings

2023-24 RESULTS (0-2-1)

DATE	RESULT	ATTN	W/L GOALTENDERS	GWG GOAL
Oct. 16, 2023	DET 4, at CBJ 0	14,959	James Reimer / Spencer Martin	Shayne Gostisbehere
Nov. 11, 2023	at DET 5, CBJ 4	19,156	Ville Husso / Spencer Martin	Jake Walman
Mar. 19, 2024	at DET 4, CBJ 3 (OT)	17,707	James Reimer / Daniil Tarasov	Patrick Kane

SERIES BREAKDOWN

GOALS BY PERIOD						SHOTS BY PERIOD					
	1ST	2ND	3RD	OT	TOTAL		1ST	2ND	3RD	OT	TOTAL
Columbus	4	1	2	0	7	Columbus	36	19	25	0	80
Detroit	3	7	2	1	13	Detroit	19	33	28	2	82

POWER PLAY				PENALTY KILLING			
	GOALS	ATTEMPTS	PCT		KILLS	ATTEMPTS	PCT
Columbus	1	9	11.1	Columbus	8	11	72.7
Detroit	3	11	27.3	Detroit	8	9	89.9

HEAD-TO-HEAD STATS

SKATERS

COLUMBUS														DETROIT													
GP	G	A	P	+/-	PIM	PP	SH	GW	EN	S	%	GP	G	A	P	+/-	PIM	PP	SH	GW	EN	S	%				
Zach Werenski	2	1	3	4	3	0	0	0	0	10	10.0	Lucas Raymond	3	3	1	4	2	0	1	0	0	0	8	37.5			
Alexandre Texier	3	2	0	2	-1	4	0	0	0	4	50.0	Alex DeBrincat	3	1	2	3	1	0	0	0	0	0	4	25.0			
Kirill Marchenko	3	1	1	2	0	0	1	0	0	9	11.1	Moritz Seider	3	1	2	3	1	0	0	0	0	0	6	16.7			
Damon Severson	3	0	2	2	0	0	0	0	0	5	0.0	Patrick Kane	1	1	2	3	2	0	0	0	1	0	5	20.0			
Adam Fantilli	2	1	0	1	1	0	0	0	0	5	20.0	Shayne Gostisbehere	3	1	1	2	0	0	0	0	1	0	5	20.0			
Sean Kuraly	2	1	0	1	-1	4	0	0	0	4	25.0	Michael Rasmussen	3	1	1	2	2	2	0	0	0	0	2	50.0			
Patrik Laine	2	1	0	1	-1	0	0	0	0	6	16.7	Robert Fabbri	2	1	1	2	1	4	0	0	0	0	5	20.0			
Johnny Gaudreau	3	0	1	1	-4	12	0	0	0	4	0.0	Jake Walman	2	1	1	2	0	0	0	0	1	0	2	50.0			
Erik Gudbranson	3	0	1	1	0	7	0	0	0	2	0.0	J.T. Compher	3	0	2	2	1	0	0	0	0	0	3	0.0			
Dmitri Voronkov	2	0	1	1	1	0	0	0	0	4	0.0	Christian Fischer	3	0	2	2	0	0	0	0	0	0	8	0.0			
Boone Jenner	3	0	0	0	-4	2	0	0	0	2	0.0	Joseph Veleno	3	0	2	2	1	2	0	0	0	0	6	0.0			
Ivan Provorov	3	0	0	0	-3	2	0	0	0	3	0.0	Jeff Petry	2	0	2	2	1	0	0	0	0	0	2	0.0			
Cole Sillinger	3	0	0	0	-1	0	0	0	0	3	0.0	Andrew Copp	3	1	0	1	2	2	1	0	0	0	8	12.5			
Jake Bean	2	0	0	0	0	2	0	0	0	3	0.0	Daniel Sprong	3	1	0	1	1	2	0	0	0	0	4	25.0			
Emil Bemstrom	2	0	0	0	0	2	0	0	0	3	0.0	Dylan Larkin	2	1	0	1	-1	0	1	0	0	0	5	20.0			
Adam Boqvist	2	0	0	0	-4	0	0	0	0	2	0.0	Ben Chiarot	3	0	1	1	3	2	0	0	0	0	3	0.0			
Justin Danforth	2	0	0	0	-1	0	0	0	0	1	0.0	Kim Kostin	2	0	1	1	1	5	0	0	0	0	0	0.0			
Jack Roslovic	2	0	0	0	0	0	0	0	0	1	0.0	Olli Maatta	2	0	1	1	1	0	0	0	0	0	2	0.0			
Jacob Christiansen	1	0	0	0	-1	0	0	0	0	1	0.0	David Perron	3	0	0	0	0	0	0	0	0	0	3	0.0			
Trey Fix-Wolansky	1	0	0	0	2	0	0	0	0	2	0.0	Austin Czarnik	2	0	0	0	0	2	0	0	0	0	0	0.0			
Brendan Gaunce	1	0	0	0	0	0	0	0	0	1	0.0	Justin Holl	2	0	0	0	1	2	0	0	0	0	1	0.0			
David Jiricek	1	0	0	0	0	0	0	0	0	0	0.0	Simon Edvinsson	1	0	0	0	-1	0	0	0	0	0	0	0.0			
Kent Johnson	1	0	0	0	-1	0	0	0	0	0	0.0																
Carson Meyer	1	0	0	0	0	0	0	0	0	0	0.0																
Alex Nylander	1	0	0	0	-2	0	0	0	0	1	0.0																
Mathieu Olivier	1	0	0	0	1	2	0	0	0	0	0.0																
Andrew Peeke	1	0	0	0	-3	0	0	0	0	1	0.0																
Mikael Pyhtia	1	0	0	0	1	0	0	0	0	3	0.0																

GOALTENDING

COLUMBUS											DETROIT										
GP	MIN	GA	GAA	SO	W	L	OTL	SA	SV%	GP	MIN	GA	GAA	SO	W	L	OTL	SA	SV%		
Daniil Tarasov	1	61	4	3.95	0	0	0	1	26	.846	James Reimer	2	120	3	1.51	1	2	0	0	58	.948
Spencer Martin	2	117	9	4.61	0	0	2	0	56	.839	Ville Husso	1	60	4	4.00	0	1	0	0	22	.818



EDMONTON OILERS

Rogers Place / 10220 104 Ave. NW / Edmonton, AB T5J 448
edmontonoilers.com / p: 780.414.4000 / @EdmontonOilers

2023-24 RESULTS (1-1-0)

DATE	RESULT	ATTN	W/L GOALTENDERS	GWG GOAL
Jan. 23, 2024	at EDM 4, CBJ 1	18,347	Stuart Skinner / Elvis Merzlikins	Evander Kane
Mar. 7, 2024	at CBJ 4, EDM 2	17,718	Daniil Tarasov / Calvin Pickard	Dmitri Voronkov

SERIES BREAKDOWN

GOALS BY PERIOD	1ST	2ND	3RD	OT	TOTAL
Columbus	4	0	1	-	5
Edmonton	1	1	4	-	6

SHOTS BY PERIOD	1ST	2ND	3RD	OT	TOTAL
Columbus	23	22	16	-	61
Edmonton	19	15	21	-	55

POWER PLAY	GOALS	ATTEMPTS	PCT
Columbus	0	5	0.0
Edmonton	2	5	40.0

PENALTY KILLING	KILLS	ATTEMPTS	PCT
Columbus	3	5	60.0
Edmonton	5	5	100.0

HEAD-TO-HEAD STATS SKATERS

COLUMBUS	GP	G	A	P	+/-	PIM	PP	SH	GW	EN	S	%
Dmitri Voronkov	2	2	0	2	2	0	0	0	1	0	5	40.0
Jack Roslovic	2	1	0	1	-1	0	0	0	0	1	7	14.3
Alex Nylander	1	1	0	1	1	0	0	0	0	0	2	50.0
Mathieu Olivier	1	1	0	1	1	7	0	0	0	0	2	50.0
Justin Danforth	2	0	1	1	0	2	0	0	0	0	1	0.0
Erik Gudbranson	2	0	1	1	2	0	0	0	0	0	3	0.0
Sean Kuraly	2	0	1	1	-1	4	0	0	0	0	3	0.0
Cole Sillinger	2	0	1	1	1	0	0	0	0	0	5	0.0
Alexandre Texier	2	0	1	1	1	0	0	0	0	0	4	0.0
Kent Johnson	1	0	1	1	1	0	0	0	0	0	0	0.0
Adam Boqvist	2	0	0	0	-1	0	0	0	0	0	1	0.0
Yegor Chinakhov	2	0	0	0	0	0	0	0	0	0	0	0.0
Johnny Gaudreau	2	0	0	0	-1	0	0	0	0	0	3	0.0
Boone Jenner	2	0	0	0	-1	4	0	0	0	0	5	0.0
Kirill Marchenko	2	0	0	0	1	0	0	0	0	0	5	0.0
Andrew Peeke	2	0	0	0	0	2	0	0	0	0	2	0.0
Ivan Provorov	2	0	0	0	0	0	0	0	0	0	3	0.0
Damon Severson	2	0	0	0	1	0	0	0	0	0	3	0.0
Jake Bean	1	0	0	0	0	0	0	0	0	0	0	0.0
Adam Fantilli	1	0	0	0	-1	0	0	0	0	0	3	0.0
Zach Werenski	1	0	0	0	0	0	0	0	0	0	3	0.0

EDMONTON	GP	G	A	P	+/-	PIM	PP	SH	GW	EN	S	%
Evander Kane	2	1	2	3	-1	0	0	0	1	0	4	25.0
Warren Foegele	2	1	1	2	-1	4	1	0	0	0	4	25.0
Connor McDavid	2	1	1	2	1	0	0	0	0	0	7	14.3
Leon Draisaitl	2	0	2	2	1	0	0	0	0	0	4	0.0
Darnell Nurse	2	0	2	2	-1	2	0	0	0	0	3	0.0
Zach Hyman	2	1	0	1	1	0	0	0	0	0	6	16.7
Dylan Holloway	1	1	0	1	0	0	0	0	0	0	2	50.0
Corey Perry	1	1	0	1	-1	0	1	0	0	0	4	25.0
Cody Ceci	2	0	1	1	0	0	0	0	0	0	2	0.0
Brett Kulak	2	0	1	1	0	0	0	0	0	0	2	0.0
Ryan Nugent-Hopkins	2	0	1	1	0	0	0	0	0	0	2	0.0
Connor Brown	1	0	1	1	1	0	0	0	0	0	2	0.0
Evan Bouchard	2	0	0	0	1	0	0	0	0	0	6	0.0
Vincent Desharnais	2	0	0	0	-2	0	0	0	0	0	1	0.0
Mattias Ekholm	2	0	0	0	1	2	0	0	0	0	3	0.0
Mattias Janmark-Nylen	2	0	0	0	-2	0	0	0	0	0	0	0.0
Ryan McLeod	2	0	0	0	0	0	0	0	0	0	2	0.0
Derek Ryan	2	0	0	0	-2	2	0	0	0	0	0	0.0
Sam Carrick	1	0	0	0	-1	5	0	0	0	0	0	0.0
Sam Gagner	1	0	0	0	-1	2	0	0	0	0	0	0.0
Adam Henrique	1	0	0	0	0	2	0	0	0	0	1	0.0

GOALTENDING

COLUMBUS	GP	MIN	GA	GAA	SO	W	L	OTL	SA	SV%
Daniil Tarasov	1	60	2	2.00	0	1	0	0	31	.935
Elvis Merzlikins	1	60	4	4.02	0	0	1	0	24	.833

EDMONTON	GP	MIN	GA	GAA	SO	W	L	OTL	SA	SV%
Stuart Skinner	1	60	1	1.00	0	1	0	0	27	.963
Calvin Pickard	1	59	3	3.05	0	0	1	0	33	.909

OPPONENTS



FLORIDA PANTHERS

Amerant Bank Arena / 1 Panther Pkwy. / Sunrise, FL 33323

floridapanthers.com / p: 954.835.7000 / @FlaPanthers

2023-24 RESULTS (0-2-1)

DATE	RESULT	ATTN	W/L GOALTENDERS	GWG GOAL
Nov. 6, 2023	at FLA 5, CBJ 4 (OT)	17,103	Sergei Bobrovsky / Spencer Martin, Elvis Merzlikins	Carter Vehaeghe
Dec. 10, 2023	FLA 5, at CBJ 2	16,269	Anthony Stolarz / Jet Greaves	Aleksander Barkov
Apr 11, 2024	at FLA 4, CBJ 0	18,451	Sergei Bobrovsky / Jet Greaves	Matthew Tkachuk

SERIES BREAKDOWN

GOALS BY PERIOD						SHOTS BY PERIOD					
	1ST	2ND	3RD	OT	TOTAL		1ST	2ND	3RD	OT	TOTAL
Columbus	3	1	2	0	6	Columbus	21	26	20	0	67
Florida	6	2	5	1	14	Florida	44	37	44	2	127

POWER PLAY				PENALTY KILLING			
	GOALS	ATTEMPTS	PCT		KILLS	ATTEMPTS	PCT
Columbus	1	5	20.0	Columbus	4	5	80.0
Florida	1	5	20.0	Florida	4	5	80.0

HEAD-TO-HEAD STATS

SKATERS

COLUMBUS														FLORIDA													
GP	G	A	P	+/-	PIM	PP	SH	GW	EN	S	%	GP	G	A	P	+/-	PIM	PP	SH	GW	EN	S	%				
Erik Gudbranson	3	0	3	3	0	29	0	0	0	2	0.0	Sam Reinhart	3	1	6	7	6	0	0	0	0	9	11.1				
Kirill Marchenko	3	1	1	2	0	0	1	0	0	3	33.3	Aleksander Barkov	3	2	3	5	6	0	1	0	1	0	13	15.4			
Alexandre Texier	3	1	1	2	-2	2	0	0	0	7	14.3	Gustav Forsling	3	2	2	4	6	0	0	0	0	0	12	16.7			
Sean Kuraly	3	1	0	1	1	0	0	0	0	3	33.3	Matthew Tkachuk	3	2	1	3	1	0	0	0	1	1	12	16.7			
Dmitri Voronkov	3	1	0	1	-3	2	0	0	0	1	100.0	Oliver Ekman-Larsson	3	0	3	3	3	10	0	0	0	0	5	0.0			
Yegor Chinakhov	2	1	0	1	-1	0	0	0	0	2	50.0	Carter Verhaeghe	2	2	0	2	0	0	0	0	1	0	8	25.0			
Boone Jenner	1	1	0	1	-2	0	0	0	0	2	50.0	Nick Cousin	3	1	1	2	-1	2	0	0	0	0	5	20.0			
Justin Danforth	3	0	1	1	-3	10	0	0	0	1	0.0	Eetu Luostarinen	3	1	1	3	3	0	0	0	0	1	4	25.0			
Ivan Provorov	3	0	1	1	1	0	0	0	0	4	0.0	Anton Ludell	3	0	2	2	3	0	0	0	0	0	7	0.0			
Cole Sillinger	3	0	1	1	0	0	0	0	0	6	0.0	Niko Mikkola	3	0	2	2	1	0	0	0	0	0	4	0.0			
Zach Werenski	3	0	1	1	-7	0	0	0	0	7	0.0	Evan Rodrigues	3	1	0	1	3	0	0	0	0	0	8	12.5			
Patrik Laine	1	0	1	1	-3	0	0	0	0	4	0.0	Ryan Lomberg	2	1	0	1	2	0	0	0	0	0	2	50.0			
Andrew Peeke	1	0	1	1	1	0	0	0	0	0	0.0	Vladimir Tarasenko	1	1	0	1	2	0	0	0	0	0	1	100.0			
Jack Roslovic	1	0	1	1	-2	0	0	0	0	1	0.0	Steven Lorentz	3	0	1	1	1	0	0	0	0	0	2	0.0			
Johnny Gaudreau	3	0	0	0	-7	0	0	0	0	5	0.0	Samuel Bennett	2	0	1	1	1	2	0	0	0	0	8	0.0			
Jake Bean	2	0	0	0	0	0	0	0	0	2	0.0	Joshua Mahura	1	0	1	1	0	2	0	0	0	0	2	0.0			
Nick Blankenburg	2	0	0	0	-1	0	0	0	0	3	0.0	Kevin Stenlund	3	0	0	0	-1	6	0	0	0	0	5	0.0			
Adam Fantilli	2	0	0	0	0	0	0	0	0	2	0.0	Uvis Balinskis	2	0	0	0	0	0	0	0	0	0	1	0.0			
David Jiricek	2	0	0	0	-2	0	0	0	0	2	0.0	Dmitry Kulikov	2	0	0	0	1	0	0	0	0	0	5	0.0			
Mathieu Olivier	2	0	0	0	0	0	0	0	0	2	0.0	Brandon Montour	2	0	0	0	0	0	0	0	0	0	8	0.0			
Damon Severson	2	0	0	0	-6	0	0	0	0	1	0.0	Aaron Ekblad	1	0	0	0	2	2	0	0	0	0	0	0.0			
Emil Bemstrom	1	0	0	0	0	0	0	0	0	0	0.0	William Lockwood	1	0	0	0	1	0	0	0	0	0	2	0.0			
Brendan Gaunce	1	0	0	0	-1	2	0	0	0	1	0.0	Kyle Okposo	1	0	0	0	0	0	0	0	0	0	1	0.0			
Kent Johnson	1	0	0	0	0	0	0	0	0	1	0.0	Mike Reilly	1	0	0	0	0	0	0	0	0	0	3	0.0			
James Malatesta	1	0	0	0	0	0	0	0	0	1	0.0																
Alex Nylander	1	0	0	0	-1	2	0	0	0	0	0.0																
Mikael Pyyhtia	1	0	0	0	-1	0	0	0	0	4	0.0																

GOALTENDING

COLUMBUS											FLORIDA											
GP	MIN	GA	GAA	SO	W	L	OTL	SA	SV%	GP	MIN	GA	GAA	SO	W	L	OTL	SA	SV%			
Sencer Martin	1	55	2	2.17	0	0	0	1	36	.944	Anthony Stolarz	1	60	2	2.00	0	1	0	0	19	.895	
Jet Greaves	2	119	7	3.53	0	0	2	0	79	.911	Sergei Bobrovsky	2	119	4	2.02	1	2	0	0	48	.917	
Elvis Merzlikins	1	6	3	29.27	0	0	0	0	10	.700												

OPPONENTS



LOS ANGELES KINGS

Crypto.com Arena / 1111 S. Figueroa St. / Los Angeles, CA 90015

losangeleskings.com / p: 213.742.7100 / @LAKings

2023-24 RESULTS (0-1-1)

DATE	RESULT	ATTN	W/L GOALTENDERS	GWG GOAL
Dec. 5, 2023	LAK 4, at CBJ 3 (OT)	15,088	Phoenix Copley / Elvis Merzlikins	Drew Doughty
Feb. 20, 2024	at LAK 5, CBJ 1	16,980	Cam Talbot / Elvis Merzlikins	Pierre-Luc Dubois

SERIES BREAKDOWN

GOALS BY PERIOD	1ST	2ND	3RD	OT	TOTAL
Columbus	1	3	0	0	4
Los Angeles	1	2	5	1	9

SHOTS BY PERIOD	1ST	2ND	3RD	OT	TOTAL
Columbus	15	21	26	0	62
Los Angeles	19	27	27	1	74

POWER PLAY	GOALS	ATTEMPTS	PCT
Columbus	1	4	25.0
Los Angeles	2	4	50.0

PENALTY KILLING	KILLS	ATTEMPTS	PCT
Columbus	2	4	50.0
Los Angeles	3	4	75.0

HEAD-TO-HEAD STATS

SKATERS

COLUMBUS	GP	G	A	P	+/-	PIM	PP	SH	GW	EN	S	%
Adam Boqvist	2	1	1	2	-1	0	0	0	0	0	2	50.0
Johnny Gaudreau	2	1	1	2	-1	0	0	0	0	0	9	11.1
Kirill Marchenko	2	1	0	1	-1	0	1	0	0	0	2	50.0
Mathieu Olivier	2	1	0	1	1	0	0	0	0	0	2	50.0
Boone Jenner	2	0	1	1	-1	0	0	0	0	0	5	0.0
Adam Fantilli	1	0	1	1	1	0	0	0	0	0	1	0.0
David Jiricek	1	0	1	1	0	0	0	0	0	0	1	0.0
Jack Roslovic	1	0	1	1	0	0	0	0	0	0	2	0.0
Jake Bean	2	0	0	0	-1	2	0	0	0	0	1	0.0
Yegor Chinakhov	2	0	0	0	-2	0	0	0	0	0	4	0.0
Justin Danforth	2	0	0	0	-3	0	0	0	0	0	4	0.0
Kent Johnson	2	0	0	0	0	0	0	0	0	0	1	0.0
Sean Kuraly	2	0	0	0	-2	0	0	0	0	0	4	0.0
Ivan Provorov	2	0	0	0	-3	0	0	0	0	0	3	0.0
Alexandre Texier	2	0	0	0	-1	2	0	0	0	0	0	0.0
Dmitri Voronkov	2	0	0	0	0	2	0	0	0	0	5	0.0
Zach Werenski	2	0	0	0	0	0	0	0	0	0	6	0.0
Erik Gudbranson	1	0	0	0	0	0	0	0	0	0	0	0.0
Andrew Peeke	1	0	0	0	-1	0	0	0	0	0	4	0.0
Eric Robinson	1	0	0	0	-1	0	0	0	0	0	2	0.0
Damon Severson	1	0	0	0	-1	0	0	0	0	0	2	0.0
Cole Sillinger	1	0	0	0	-1	2	0	0	0	0	2	0.0

LOS ANGELES	GP	G	A	P	+/-	PIM	PP	SH	GW	EN	S	%
Phillip Danault	2	2	1	3	3	0	0	0	0	0	7	28.6
Drew Doughty	2	2	1	3	2	0	0	0	1	0	6	33.3
Pierre-Luc Dubois	2	2	0	2	2	0	1	0	1	0	5	40.0
Quinton Byfield	2	1	1	2	1	2	0	0	0	0	8	12.5
Kevin Fiala	2	1	1	2	3	0	1	0	0	0	2	50.0
Vladislav Gavrikov	2	0	2	2	3	0	0	0	0	0	5	0.0
Adrian Kempe	2	0	2	2	-1	2	0	0	0	0	4	0.0
Trevor Moore	2	0	2	2	3	0	0	0	0	0	9	0.0
Arthur Kaliyev	2	1	0	1	1	0	0	0	0	0	5	20.0
Anze Kopitar	2	0	1	1	-1	0	0	0	0	0	3	0.0
Matt Roy	2	0	1	1	3	2	0	0	0	0	3	0.0
Jaret Anderson-Dolan	1	0	1	1	0	0	0	0	0	0	1	0.0
Brandt Clarke	1	0	1	1	0	0	0	0	0	0	4	0.0
Alex Turcotte	1	0	1	1	1	0	0	0	0	0	1	0.0
Michael Anderson	2	0	0	0	1	0	0	0	0	0	3	0.0
Andreas Englund	2	0	0	0	-1	0	0	0	0	0	0	0.0
Alex Laferriere	2	0	0	0	-1	0	0	0	0	0	2	0.0
Trevor Lewis	2	0	0	0	0	2	0	0	0	0	4	0.0
Viktor Arvidsson	1	0	0	0	0	0	0	0	0	0	0	0.0
Carl Grundstrom	1	0	0	0	0	0	0	0	0	0	2	0.0
Jordan Spence	1	0	0	0	-1	0	0	0	0	0	0	0.0

GOALTENDING

COLUMBUS	GP	MIN	GA	GAA	SO	W	L	OTL	SA	SV%
Elvis Merzlikins	2	121	9	4.48	0	0	1	1	74	.878

LOS ANGELES	GP	MIN	GA	GAA	SO	W	L	OTL	SA	SV%
Cam Talbot	1	60	1	1.00	0	1	0	0	33	.970
Phoenix Copley	1	61	3	2.97	0	1	0	0	29	.897

OPPONENTS



MINNESOTA WILD

Xcel Energy Center / 199 W. Kellogg Blvd. / St. Paul, MN 55102

minnesotawild.com / p: 651.602.6000 / @mnwild

2023-24 RESULTS (1-0-1)

DATE	RESULT	ATTN	W/L GOALTENDERS	GWG GOAL
Oct. 21, 2023	CBJ 5, at MIN 4 (OT)	18,479	Elvis Merzlikins / Filip Gustavsson	Jack Roslovic
Jan. 6, 2024	MIN 4, at CBJ 3 (OT)	18,771	Marc-Andre Fleury / Daniil Tarasov	Marco Rossi

SERIES BREAKDOWN

GOALS BY PERIOD	1ST	2ND	3RD	OT	TOTAL
Columbus	2	2	3	1	8
Minnesota	1	3	3	1	8

SHOTS BY PERIOD	1ST	2ND	3RD	OT	TOTAL
Columbus	19	32	25	7	83
Minnesota	21	16	23	4	64

POWER PLAY	GOALS	ATTEMPTS	PCT
Columbus	2	7	28.6
Minnesota	2	7	28.6

PENALTY KILLING	KILLS	ATTEMPTS	PCT
Columbus	5	7	71.4
Minnesota	5	7	71.4

HEAD-TO-HEAD STATS

SKATERS

COLUMBUS	GP	G	A	P	+/-	PIM	PP	SH	GW	EN	S	%
Cole Sillinger	2	3	1	4	+3	0	1	0	0	0	5	60.0
Damon Severson	2	0	2	2	+2	2	0	0	0	0	3	0.0
Adam Boqvist	1	0	2	2	0	0	0	0	0	0	0	0.0
Justin Danforth	2	1	0	1	-1	0	0	0	0	0	1	0.0
Adam Fantilli	2	1	0	1	-2	0	1	0	0	0	8	12.5
Kent Johnson	2	1	0	1	0	0	0	0	0	0	6	16.7
Jack Roslovi	2	1	0	1	-2	0	0	0	1	0	9	11.1
Boone Jenner	1	1	0	1	0	2	0	0	0	0	8	12.5
Jake Bean	2	0	1	1	-1	2	0	0	0	0	4	0.0
Johnny Gaudreau	2	0	1	1	+1	0	0	0	0	0	7	0.0
David Jiricek	2	0	1	1	0	2	0	0	0	0	1	0.0
Kirill Marchenko	2	0	1	1	+1	0	0	0	0	0	5	0.0
Mathieu Olivier	2	0	1	1	0	2	0	0	0	0	0	0.0
Ivan Provorov	2	0	1	1	0	0	0	0	0	0	1	0.0
Zach Werenski	1	0	1	1	+1	0	0	0	0	0	5	0.0
Emil Bemstrom	2	0	0	0	0	0	0	0	0	0	6	0.0
Erik Gudbranson	2	0	0	0	-2	2	0	0	0	0	4	0.0
Alexandre Texier	2	0	0	0	-2	2	0	0	0	0	0	0.0
Yegor Chinakhov	1	0	0	0	+2	0	0	0	0	0	4	0.0
Sean Kuraly	1	0	0	0	0	0	0	0	0	0	0	0.0
Dmitri Voronkov	1	0	0	0	0	0	0	0	0	0	0	0.0

MINNESOTA	GP	G	A	P	+/-	PIM	PP	SH	GW	EN	S	%
Marcus Johansson	2	2	1	3	+2	0	0	0	0	0	5	40.0
Matthew Boldy	1	2	1	3	+1	4	2	0	0	0	7	28.6
Joel Eriksson Ek	2	0	3	3	+1	2	0	0	0	0	6	0.0
Brock Faber	2	0	3	3	-1	0	0	0	0	0	4	0.0
Dakota Memis	2	1	1	2	+2	0	0	0	0	0	3	33.3
Mats Zuccarello	2	1	1	2	+1	0	0	0	0	0	9	11.1
Ryan Hartman	2	0	2	2	+2	0	0	0	0	0	2	0.0
Patrick Maroon	2	0	2	2	+1	2	0	0	0	0	4	0.0
Marco Rossi	2	1	0	1	0	0	0	0	1	0	6	16.7
Jonas Brodin	1	1	0	1	0	0	0	0	0	0	1	100.0
Connor Dewar	2	0	0	0	-1	0	0	0	0	0	0	0.0
Brandon Duhaime	2	0	0	0	-1	0	0	0	0	0	2	0.0
Frederick Gaudreau	2	0	0	0	-2	0	0	0	0	0	5	0.0
Jonathon Merrill	2	0	0	0	+1	6	0	0	0	0	0	0.0
Jacob Middleton	2	0	0	0	-3	0	0	0	0	0	2	0.0
Calen Addison	1	0	0	0	0	2	0	0	0	0	2	0.0
Zach Bogosian	1	0	0	0	0	0	0	0	0	0	3	0.0
Marcus Foligno	1	0	0	0	-1	0	0	0	0	0	0	0.0
Alex Goligoski	1	0	0	0	+1	0	0	0	0	0	0	0.0
Kirill Kaprizov	1	0	0	0	0	0	0	0	0	0	3	0.0
Nicolas Petan	1	0	0	0	-1	0	0	0	0	0	0	0.0
Adam Raska	1	0	0	0	0	0	0	0	0	0	0	0.0
Samuel Walker	1	0	0	0	-1	0	0	0	0	0	0	0.0

GOALTENDING

COLUMBUS	GP	MIN	GA	GAA	SO	W	L	OTL	SA	SV%
Daniil Tarasov	1	63	4	3.80	0	0	0	1	36	.889
Elvis Merzlikins	1	63	4	3.81	0	1	0	0	28	.857

MINNESOTA	GP	MIN	GA	GAA	SO	W	L	OTL	SA	SV%
Marc-Andre Fleury	1	63	3	2.86	0	1	0	0	29	.897
Filip Gustavsson	1	63	5	4.76	0	0	0	1	54	.907

OPPONENTS



MONTREAL CANADIENS

MONTREAL CANADIENS

Bell Centre / 1909 Avenue des Canadiens-de-Montreal / Montreal, QC H4B 5G0

montrealcanadiens.com / p: 514.932.2582 / @CanadiensMTL

2023-24 RESULTS (0-2-1)

DATE	RESULT	ATTN	W/L GOALTENDERS	GWG GOAL
Oct. 26, 2023	at MTL 4, CBJ 3 (OT)	21,105	Sam Montembeault / Elvis Merzlikins	Cole Caufield
Nov. 29, 2023	MTL 4, at CBJ 2	14,316	Sam Montembeault / Elvis Merzlikins	Joel Armia
Mar. 12, 2024	at MTL 3, CBJ 0	21,105	Cayden Primeau / Elvis Merzlikins	Brendan Gallagher

SERIES BREAKDOWN

GOALS BY PERIOD	1ST	2ND	3RD	OT	TOTAL
Columbus	2	3	0	0	5
Montreal	3	4	3	1	11

SHOTS BY PERIOD	1ST	2ND	3RD	OT	TOTAL
Columbus	50	21	30	4	105
Montreal	26	33	20	4	83

POWER PLAY	GOALS	ATTEMPTS	PCT
Columbus	2	9	22.2
Montreal	3	8	37.5

PENALTY KILLING	KILLS	ATTEMPTS	PCT
Columbus	5	8	62.5
Montreal	7	9	77.8

HEAD-TO-HEAD STATS

SKATERS

COLUMBUS	GP	G	A	P	+/-	PIM	PP	SH	GW	EN	S	%
Jack Roslovic	1	1	2	3	-1	0	0	0	0	0	4	25.0
Emil Bemstrom	1	2	0	2	0	0	2	0	0	0	4	50.0
Dmitri Voronkov	3	0	2	2	0	9	0	0	0	0	4	0.0
Zach Werenski	3	0	2	2	0	0	0	0	0	0	15	0.0
Yegor Chinakhov	2	1	0	1	1	0	0	0	0	0	6	16.7
Patrik Laine	1	1	0	1	-2	0	0	0	0	0	2	50.0
Johnny Gaudreau	3	0	1	1	-1	0	0	0	0	0	7	0.0
Ivan Provorov	3	0	1	1	-3	0	0	0	0	0	2	0.0
Jake Bean	3	0	0	0	-2	2	0	0	0	0	3	0.0
Erik Gudbranson	3	0	0	0	-3	0	0	0	0	0	4	0.0
Boone Jenner	3	0	0	0	0	0	0	0	0	0	12	0.0
Sean Kuraly	3	0	0	0	-2	4	0	0	0	0	2	0.0
Cole Sillinger	3	0	0	0	-1	2	0	0	0	0	8	0.0
Alexandre Texier	3	0	0	0	-3	0	0	0	0	0	6	0.0
Adam Boqvist	2	0	0	0	0	1	0	0	0	0	3	0.0
Justin Danforth	2	0	0	0	-1	0	0	0	0	0	2	0.0
Adam Fantilli	2	0	0	0	-3	2	0	0	0	0	2	0.0
David Jiricek	2	0	0	0	-1	2	0	0	0	0	2	0.0
Kirill Marchenko	2	0	0	0	-1	0	0	0	0	0	1	0.0
Mathieu Olivier	2	0	0	0	0	2	0	0	0	0	2	0.0
Damon Severson	2	0	0	0	0	2	0	0	0	0	2	0.0
Trey Fix-Wolansky	1	0	0	0	-1	0	0	0	0	0	4	0.0
Brendan Gaunce	1	0	0	0	0	2	0	0	0	0	1	0.0
Carson Meyer	1	0	0	0	0	2	0	0	0	0	2	0.0
Alex Nylander	1	0	0	0	-1	0	0	0	0	0	5	0.0
Eric Robinson	1	0	0	0	-1	0	0	0	0	0	0	0.0

MONTREAL	GP	G	A	P	+/-	PIM	PP	SH	GW	EN	S	%	
Cole Caufield	3	2	3	5	0	0	0	0	1	0	17	11.8	
Michael Matheson	3	1	4	5	1	0	1	0	0	0	4	25.0	
Nick Suzuki	3	1	3	4	2	0	0	0	0	0	8	12.5	
Alex Newhook	3	1	1	2	2	0	0	0	0	0	3	33.3	
Juraj Slafkovsky	3	1	1	2	0	0	1	0	0	0	5	20.0	
Brendan Gallagher	3	1	0	1	2	8	0	0	1	0	5	20.0	
Joel Armia	2	1	0	1	3	0	0	0	1	0	3	33.3	
Gustav Lindstrom	2	1	0	1	2	2	0	0	0	1	2	50.0	
Sean Monahan	2	1	0	1	0	0	1	0	0	0	4	25.0	
Joshua Roy	1	1	0	1	1	0	0	0	0	0	1	100.0	
Jake Evans	3	0	1	1	2	0	0	0	0	0	1	0.0	
Justin Barron	2	0	1	1	0	2	0	0	0	0	4	0.0	
Kaiden Guhle	2	0	1	1	2	0	0	0	0	0	2	0.0	
Arber Xhekaj	2	0	1	1	2	7	0	0	0	0	3	0.0	
Christian Dvorak	1	0	1	1	1	0	0	0	0	0	2	0.0	
Jordan Harris	1	0	1	1	1	2	0	0	0	0	0	0.0	
Josh Anderson	3	0	0	0	2	2	0	0	0	0	6	0.0	
Jonathan Kovacevic	3	0	0	0	0	2	0	0	0	0	2	0.0	
Tanner Pearson	3	0	0	0	0	2	0	0	0	0	0	5	0.0
Rafael Harvey-Pinard	2	0	0	0	0	0	0	0	0	0	0	0.0	
Micahel Pezzetta	2	0	0	0	0	0	0	0	0	0	0	0.0	
Jayden Struble	2	0	0	0	0	2	0	0	0	0	2	0.0	
Jesse Ylonen	2	0	0	0	0	0	0	0	0	0	2	0.0	
David Savard	1	0	0	0	0	2	0	0	0	0	2	0.0	

GOALTENDING

COLUMBUS	GP	MIN	GA	GAA	SO	W	L	OTL	SA	SV%
Daniil Tarasov	1	54	0	0.00	0	0	0	0	19	1.000
Elvis Merzlikins	3	129	10	4.65	0	0	2	1	63	.841

MONTREAL	GP	MIN	GA	GAA	SO	W	L	OTL	SA	SV%
Cayden Primeau	1	60	0	0.00	1	1	0	0	41	1.000
Sam Montembeault	2	124	5	2.41	0	2	0	0	64	.922

OPPONENTS



NASHVILLE PREDATORS

Bridgestone Arena / 501 Broadway / Nashville, TN 37203

nashvillepredators.com / p: 615.770.2100 / @PredsNHL

2023-24 RESULTS (0-2-0)

DATE	RESULT	ATTN	W/L GOALTENDERS	GWG GOAL
Mar. 9, 2024	NSH 2, at CBJ 1	17,602	Kevin Lankinen / Daniil Tarasov	Luke Evangelista
Apr. 13, 2024	at NSH 6, CBJ 4	17,282	Juuse Saros / Jet Greaves	Filip Forsberg

SERIES BREAKDOWN

GOALS BY PERIOD	1ST	2ND	3RD	OT	TOTAL
Columbus	1	2	2	-	5
Nashville	4	3	1	-	8

SHOTS BY PERIOD	1ST	2ND	3RD	OT	TOTAL
Columbus	25	22	24	-	71
Nashville	29	29	28	-	86

POWER PLAY	GOALS	ATTEMPTS	PCT
Columbus	0	3	0.0
Nashville	2	6	33.3

PENALTY KILLING	KILLS	ATTEMPTS	PCT
Columbus	4	6	66.7
Nashville	3	3	100.0

HEAD-TO-HEAD STATS

SKATERS

COLUMBUS	GP	G	A	P	+/-	PIM	PP	SH	GW	EN	S	%
Justin Danforth	1	0	3	3	2	0	0	0	0	0	0	0.0
Trey Fix-Wolansky	2	2	0	2	1	0	0	0	0	0	5	40.0
Alexandre Texier	2	2	0	2	1	2	0	0	0	0	6	33.3
James Malatesta	1	1	1	2	0	0	0	0	0	0	3	33.3
Erik Gudbranson	2	0	1	1	-2	0	0	0	0	0	2	0.0
Ivan Provorov	2	0	1	1	0	0	0	0	0	0	1	0.0
Damon Severson	2	0	1	1	3	0	0	0	0	0	2	0.0
John Gaudreau	2	0	0	0	-2	0	0	0	0	0	7	0.0
Sean Kuraly	2	0	0	0	-1	0	0	0	0	0	3	0.0
Kirill Marchenko	2	0	0	0	-1	2	0	0	0	0	5	0.0
Alexander Nylander	2	0	0	0	0	2	0	0	0	0	10	0.0
Mathieu Olivier	2	0	0	0	-1	7	0	0	0	0	4	0.0
Cole Sillinger	2	0	0	0	1	0	0	0	0	0	8	0.0
Dmitri Voronkov	2	0	0	0	-2	0	0	0	0	0	7	0.0
Zach Werenski	2	0	0	0	1	2	0	0	0	0	1	0.0
Jake Bean	1	0	0	0	-1	0	0	0	0	0	0	0.0
Nick Blankenburg	1	0	0	0	0	0	0	0	0	0	2	0.0
Adam Boqvist	1	0	0	0	-2	0	0	0	0	0	0	0.0
Yegor Chinakhov	1	0	0	0	-1	0	0	0	0	0	2	0.0
Boone Jenner	1	0	0	0	-1	2	0	0	0	0	1	0.0
David Jiricek	1	0	0	0	-1	0	0	0	0	0	0	0.0
Mikael Pyhtia	1	0	0	0	1	0	0	0	0	0	2	0.0

NASHVILLE	GP	G	A	P	+/-	PIM	PP	SH	GW	EN	S	%
Roman Josi	2	2	2	4	1	2	1	0	0	0	9	22.2
Thomas Novak	2	2	2	4	2	0	0	0	0	0	4	50.0
Luke Evangelista	2	1	2	3	2	0	0	0	1	0	5	20.0
Mark Jankowski	2	0	2	2	2	0	0	0	0	0	4	0.0
Gustav Nyquist	2	0	2	2	-1	0	0	0	0	0	4	0.0
Filip Forsberg	2	1	0	1	-1	0	1	0	1	0	13	7.7
Kiefer Sherwood	2	1	0	1	0	0	0	0	0	0	5	20.0
Cody Glass	1	1	0	1	1	0	0	0	0	0	3	33.3
Anthony Beauvillier	2	0	1	1	0	0	0	0	0	0	7	0.0
Alexandre Carrier	2	0	1	1	3	2	0	0	0	0	5	0.0
Ryan McDonagh	2	0	1	1	1	0	0	0	0	0	2	0.0
Ryan O'Reilly	2	0	1	1	-1	0	0	0	0	0	1	0.0
Jeremy Lauzon	2	0	0	0	3	0	0	0	0	0	4	0.0
Michael McCarron	2	0	0	0	0	0	0	0	0	0	7	0.0
Luke Schenn	2	0	0	0	-3	5	0	0	0	0	4	0.0
Jason Zucker	2	0	0	0	0	2	0	0	0	0	5	0.0
Jaref Anderson-Dolan	1	0	0	0	-1	0	0	0	0	0	2	0.0
Dante Fabbro	1	0	0	0	0	0	0	0	0	0	1	0.0
Colton Sissons	1	0	0	0	-1	0	0	0	0	0	1	0.0
Cole Smith	1	0	0	0	1	0	0	0	0	0	0	0.0
Spencer Stastney	1	0	0	0	-3	0	0	0	0	0	0	0.0

GOALTENDING

COLUMBUS	GP	MIN	GA	GAA	SO	W	L	OTL	SA	SV%
Daniil Tarasov	1	58	2	2.07	0	0	1	0	49	.959
Jet Greaves	1	60	6	6.00	0	0	1	0	37	.838

NASHVILLE	GP	MIN	GA	GAA	SO	W	L	OTL	SA	SV%
Kevin Lankinen	2	64	1	0.94	0	1	0	0	36	.972
Juuse Saros	1	56	4	4.32	0	1	0	0	35	.886

OPPONENTS



NEW JERSEY DEVILS

NEW JERSEY DEVILS

Prudential Center / 25 Lafayette St. / Newark, NJ 07102

newjerseydevils.com / p: 973.757.6100 / @NJDevils

2023-24 RESULTS (1-2-1)

DATE	RESULT	ATTN	W/L GOALTENDERS	GWG GOAL
Nov 24, 2023	CBJ 2, at NJD 1	16,514	Elvis Merzlikins / Akira Schmid	Eric Robinson
Dec. 16, 2023	NJD 6, at CBJ 3	18,172	Akira Schmid / Daniil Tarasov	Jack Hughes
Dec 27, 2023	at NJD 4, CBJ 3 (OT)	16,514	Vitek Vanecek / Elvis Merzlikins	Timo Meier
Jan 19, 2024	NJD 4, at CBJ 1	18,630	Vitek Vanecek / Elvis Merzlikins	Alexander Holtz

SERIES BREAKDOWN

GOALS BY PERIOD	1ST	2ND	3RD	OT	TOTAL
Columbus	4	3	2	0	9
New Jersey	4	6	4	1	15

SHOTS BY PERIOD	1ST	2ND	3RD	OT	TOTAL
Columbus	30	41	41	1	113
New Jersey	33	48	53	2	136

POWER PLAY	GOALS	ATTEMPTS	PCT
Columbus	1	13	7.7
New Jersey	1	11	9.1

PENALTY KILLING	KILLS	ATTEMPTS	PCT
Columbus	10	11	90.9
New Jersey	12	13	92.3

HEAD-TO-HEAD STATS

SKATERS

COLUMBUS	GP	G	A	P	+/-	PIM	PP	SH	GW	EN	S	%
Yegor Chinakhov	4	2	1	3	-3	2	0	0	0	0	6	33.3
Johnny Gaudreau	4	0	3	3	-1	0	0	0	0	0	4	0.0
Justin Danforth	4	1	1	2	0	0	0	0	0	0	11	9.1
Alexandre Texier	3	1	1	2	0	0	0	0	0	0	5	20.0
Adam Fantilli	4	0	2	2	-3	0	0	0	0	0	5	0.0
David Jiracek	3	0	2	2	+1	0	0	0	0	0	1	0.0
Kirill Marchenko	4	1	0	1	+1	0	1	0	0	0	8	12.5
Cole Sillinger	4	1	0	1	-3	2	0	0	0	0	6	16.7
Jake Bean	3	1	0	1	-2	0	0	0	0	0	9	11.1
Boone Jenner	2	1	0	1	0	0	0	0	0	0	3	33.3
Eric Robinson	1	1	0	1	+1	0	0	0	1	0	2	50.0
Erik Gudbranson	4	0	1	1	-2	2	0	0	0	0	7	0.0
Dmitri Voronkov	4	0	1	1	0	2	0	0	0	0	7	0.0
Andrew Peeke	2	0	1	1	0	2	0	0	0	0	2	0.0
Brendan Gaunce	1	0	1	1	0	2	0	0	0	0	1	0.0
Ivan Provorov	4	0	0	0	0	2	0	0	0	0	5	0.0
Kent Johnson	3	0	0	0	-5	0	0	0	0	0	8	0.0
Sean Kuraly	3	0	0	0	-1	2	0	0	0	0	3	0.0
Mathieu Olivier	3	0	0	0	-1	0	0	0	0	0	3	0.0
Zach Werenski	3	0	0	0	0	2	0	0	0	0	7	0.0
Emil Bemstrom	2	0	0	0	-3	0	0	0	0	0	5	0.0
Adam Boqvist	2	0	0	0	-1	0	0	0	0	0	1	0.0
Damon Severson	2	0	0	0	-3	0	0	0	0	0	1	0.0
Nick Blankenburg	1	0	0	0	-1	2	0	0	0	0	1	0.0
Patrik Laine	1	0	0	0	0	0	0	0	0	0	2	0.0
Jack Roslovic	1	0	0	0	-1	2	0	0	0	0	1	0.0

NEW JERSEY	GP	G	A	P	+/-	PIM	PP	SH	GW	EN	S	%	
Jack Hughes	3	3	1	4	0	0	1	0	1	1	19	15.8	
Dawson Mercer	4	1	3	4	+4	0	0	0	0	0	7	14.3	
Alexander Holtz	4	2	1	3	+2	4	0	0	1	0	12	16.7	
Nico Hischier	3	2	1	3	+2	0	0	0	0	0	5	40.0	
Jesper Bratt	4	0	3	3	+2	0	0	0	0	0	0	14	0.0
Erik Haula	4	1	1	2	+1	2	0	0	0	0	6	16.7	
Tyler Toffoli	4	1	1	2	+2	2	0	0	0	0	7	14.3	
Ondrej Palat	3	1	1	2	+3	2	0	0	0	0	7	14.3	
Simon Nemecek	3	0	2	2	+3	0	0	0	0	0	3	0.0	
Nathan Bastian	4	1	0	1	-1	0	0	0	0	0	6	16.7	
Luke Hughes	4	1	0	1	+2	2	0	0	0	0	6	16.7	
John Marino	4	1	0	1	+1	0	0	0	0	0	3	33.3	
Timo Meier	3	1	0	1	+1	2	0	0	1	0	10	10.0	
Kevin Bahl	4	0	1	1	+2	2	0	0	0	0	5	0.0	
Callan Foote	1	0	1	1	+2	0	0	0	0	0	0	0.0	
Maxwell Willman	1	0	1	1	+1	0	0	0	0	0	3	0.0	
Michael McLeod	4	0	0	0	+1	4	0	0	0	0	4	0.0	
Colin Miller	4	0	0	0	+3	2	0	0	0	0	5	0.0	
Curtis Lazar	3	0	0	0	+2	0	0	0	0	0	3	0.0	
Jonas Siegenthaler	3	0	0	0	-1	2	0	0	0	0	6	0.0	
Brendan Smith	2	0	0	0	-2	0	0	0	0	0	1	0.0	
Chris Tierney	2	0	0	0	+1	0	0	0	0	0	1	0.0	
Dougie Hamilton	1	0	0	0	-2	0	0	0	0	0	3	0.0	

GOALTENDING

COLUMBUS	GP	MIN	GA	GAA	SO	W	L	OTL	SA	SV%
Elvis Merzlikins	3	182	9	2.97	0	1	1	1	106	.915
Daniil Tarasov	1	57	5	5.22	0	0	1	0	29	.828

NEW JERSEY	GP	MIN	GA	GAA	SO	W	L	OTL	SA	SV%
Vitek Vanecek	2	122	4	1.98	0	2	0	0	59	.932
Akira Schmid	2	117	5	2.56	0	1	1	0	54	.907

OPPONENTS



NEW YORK ISLANDERS

UBS Arena / 2400 Hempstead Turnpike / Elmont, NY 11003

newyorkislanders.com / p: 516.501.6700 / @NYIslanders

2023-24 RESULTS (0-3-0)

DATE	RESULT	ATTN	W/L GOALTENDERS	GWG GOAL
Oct. 28, 2023	NYI 2, at CBJ 0	15,424	Semyon Varlamov / Spencer Martin	Kyle Palmieri
Dec. 7, 2023	at NYI 7, CBJ 3	13,510	Semyon Varlamov / Spencer Martin	Kyle Palmieri
Apr. 4, 2024	NYI 4, at CBJ 2	16,213	Ilya Sorokin / Daniil Tarasov, Jet Greaves	Noah Dobson

SERIES BREAKDOWN

GOALS BY PERIOD	1ST	2ND	3RD	OT	TOTAL
Columbus	2	2	1	-	5
New York	4	3	6	-	13

SHOTS BY PERIOD	1ST	2ND	3RD	OT	TOTAL
Columbus	31	28	37	-	96
New York	41	36	34	-	111

POWER PLAY	GOALS	ATTEMPTS	PCT
Columbus	1	5	20.0
New York	2	8	25.0

PENALTY KILLING	KILLS	ATTEMPTS	PCT
Columbus	6	8	75.0
New York	4	5	80.0

HEAD-TO-HEAD STATS

SKATERS

COLUMBUS	GP	G	A	P	+/-	PIM	PP	SH	GW	EN	S	%
Adam Fantilli	2	2	1	3	0	0	0	0	0	0	7	28.6
Emil Bemstrom	2	1	1	2	0	2	0	0	0	0	4	25.0
Kirill Marchenko	2	1	1	2	-1	2	0	0	0	0	7	14.3
Zach Werenski	3	0	2	2	-2	0	0	0	0	0	10	0.0
Kent Johnson	2	0	2	2	0	0	0	0	0	0	2	0.0
Dmitri Voronkov	3	1	0	1	-1	0	1	0	0	0	4	25.0
Alexandre Texier	3	0	1	1	-3	0	0	0	0	0	5	0.0
Cole Sillinger	2	0	1	1	-2	0	0	0	0	0	4	0.0
Jake Bean	3	0	0	0	-2	2	0	0	0	0	3	0.0
Justin Danforth	3	0	0	0	-4	2	0	0	0	0	5	0.0
David Jiricek	3	0	0	0	-1	0	0	0	0	0	4	0.0
Mathieu Olivier	3	0	0	0	0	0	0	0	0	0	6	0.0
Ivan Provorov	3	0	0	0	-4	0	0	0	0	0	3	0.0
Johnny Gaudreau	2	0	0	0	-4	4	0	0	0	0	1	0.0
Erik Gudbranson	2	0	0	0	-2	0	0	0	0	0	4	0.0
Boone Jenner	2	0	0	0	-5	0	0	0	0	0	9	0.0
Sean Kuraly	2	0	0	0	0	0	0	0	0	0	2	0.0
Damon Severson	2	0	0	0	-2	2	0	0	0	0	1	0.0
Nick Blankenburg	1	0	0	0	1	0	0	0	0	0	0	0.0
Yegor Chinakhov	1	0	0	0	0	0	0	0	0	0	4	0.0
Trey Fix-Wolansky	1	0	0	0	0	0	0	0	0	0	0	0.0
Brendan Gaunce	1	0	0	0	0	0	0	0	0	0	0	0.0
James Malatesta	1	0	0	0	0	0	0	0	0	0	0	0.0
Carson Meyer	1	0	0	0	-1	0	0	0	0	0	0	0.0
Alex Nylander	1	0	0	0	-1	0	0	0	0	0	3	0.0
Andrew Peeke	1	0	0	0	-1	0	0	0	0	0	2	0.0
Mikael Pyhtia	1	0	0	0	0	0	0	0	0	0	1	0.0
Jack Roslovic	1	0	0	0	-1	2	0	0	0	0	5	0.0

NEW YORK	GP	G	A	P	+/-	PIM	PP	SH	GW	EN	S	%
Mathew Barzal	3	2	4	6	4	0	0	0	0	0	9	22.2
Bo Horvat	3	3	1	4	5	2	0	0	0	0	10	30.0
Kyle Palmieri	3	3	1	4	3	2	1	0	2	1	14	21.4
Pierre Engvall	3	2	1	3	1	0	1	0	0	0	5	40.0
Noah Dobson	3	1	1	2	3	2	0	0	1	0	6	16.7
Casey Cizikas	3	0	2	2	0	0	0	0	0	0	2	0.0
Alexander Romanov	3	0	2	2	2	0	0	0	0	0	6	0.0
Cal Clutterbuck	3	1	0	1	1	0	0	0	0	0	6	16.7
Matt Martin	2	1	0	1	2	0	0	0	0	0	3	33.3
Brock Nelson	3	0	1	1	2	2	0	0	0	0	12	0.0
Ryan Pulock	3	0	1	1	2	0	0	0	0	0	4	0.0
Sam Bolduc	2	0	1	1	2	0	0	0	0	0	1	0.0
Mike Reilly	2	0	1	1	1	0	0	0	0	0	10	0.0
Sebastian Aho	1	0	1	1	1	0	0	0	0	0	2	0.0
Hudson Fasching	1	0	1	1	0	0	0	0	0	0	0	0.0
Julien Gauthier	1	0	1	1	-1	0	0	0	0	0	1	0.0
Scott Mayfield	1	0	1	1	1	0	0	0	0	0	0	0.0
Simon Holmstrom	3	0	0	0	-1	0	0	0	0	0	2	0.0
Anders Lee	3	0	0	0	5	2	0	0	0	0	11	0.0
Jean-Gabriel Pageau	3	0	0	0	0	0	0	0	0	0	2	0.0
Adam Pelech	2	0	0	0	2	0	0	0	0	0	2	0.0
Robert Bortuzzo	1	0	0	0	0	0	0	0	0	0	0	0.0
Kyle MacLean	1	0	0	0	0	0	0	0	0	0	2	0.0
Oliver Wahlstrom	1	0	0	0	0	0	0	0	0	0	1	0.0

GOALTENDING

COLUMBUS	GP	MIN	GA	GAA	SO	W	L	OTL	SA	SV%
Jet Greaves	1	39	1	1.53	0	0	1	0	25	.960
Spencer Martin	2	117	9	4.61	0	0	2	0	70	.871
Daniil Tarasov	1	18	2	6.71	0	0	0	0	15	.867

NEW YORK	GP	MIN	GA	GAA	SO	W	L	OTL	SA	SV%
Semyon Varlamov	2	120	3	1.51	1	2	0	0	69	.957
Ilya Sorokin	1	59	2	2.03	0	1	0	0	27	.926

OPPONENTS



NEW YORK RANGERS

NEW YORK RANGERS

Madison Square Garden / 2 Pennsylvania Plz. / New York, NY 10121
newyorkrangers.com / p: 212.465.6486 / @NYRangers

2023-24 RESULTS (2-1-1)

DATE	RESULT	ATTN	W/L GOALTENDERS	GWG GOAL
Oct. 14, 2023	at CBJ 5, NYR 3	16,520	Spencer Martin, Elvis Merzlikins / Igor Shesterkin	David Jiricek
Nov. 12, 2023	at NYR 4, CBJ 3 (SO)	18,006	Jonathan Quick / Elvis Merzlikins	Alex Lafreniere
Feb. 25, 2024	at CBJ 4, NYR 2	18,293	Elvis Merzlikins / Jonathan Quick	Jack Roslovic
Feb. 28, 2024	at NYR 4, CBJ 1	18,006	Igor Shesterkin / Elvis Merzlikins	Adam Fox

SERIES BREAKDOWN

GOALS BY PERIOD	1ST	2ND	3RD	OT	TOTAL
Columbus	4	7	2	0	13
New York	3	4	5	0	12

SHOTS BY PERIOD	1ST	2ND	3RD	OT	TOTAL
Columbus	41	50	28	2	121
New York	46	49	56	1	152

POWER PLAY	GOALS	ATTEMPTS	PCT
Columbus	2	7	28.6
New York	2	11	18.2

PENALTY KILLING	KILLS	ATTEMPTS	PCT
Columbus	9	11	81.8
New York	5	7	71.4

HEAD-TO-HEAD STATS

SKATERS

COLUMBUS	GP	G	A	P	+/-	PIM	PP	SH	GW	EN	S	%
Johnny Gaudreau	4	0	4	4	3	0	0	0	0	0	4	0.0
Boone Jenner	4	3	0	3	1	0	1	0	0	0	9	33.3
Kirill Marchenko	4	1	2	3	0	0	0	0	0	0	7	14.3
Ivan Provorov	4	1	2	3	0	4	0	0	0	0	4	25.0
Dmitri Voronkov	3	1	2	3	0	9	1	0	0	0	7	28.8
Justin Danforth	4	2	0	2	2	2	0	0	0	0	7	28.6
Cole Sillinger	4	1	1	2	-1	0	0	0	0	0	6	16.7
Jack Roslovic	3	1	1	2	-1	0	0	0	0	0	9	11.1
Erik Gudbranson	4	0	2	2	1	0	0	0	0	0	7	0.0
Damon Severson	4	0	2	2	2	2	0	0	0	0	5	0.0
Sean Kuraly	4	1	0	1	0	6	0	0	0	0	7	14.3
Adam Fantilli	2	1	0	1	-1	0	0	0	0	0	4	25.0
David Jiricek	1	1	0	1	-1	2	0	0	1	0	2	50.0
Jake Bean	4	0	1	1	-1	0	0	0	0	0	2	0.0
Yegor Chinakhov	3	0	1	1	-3	0	0	0	0	0	4	0.0
Kent Johnson	3	0	1	1	0	2	0	0	0	0	7	0.0
Zach Werenski	3	0	1	1	1	0	0	0	0	0	8	0.0
Patrik Laine	2	0	1	1	0	0	0	0	0	0	4	0.0
Alexandre Texier	2	0	1	1	2	0	0	0	0	0	5	0.0
Adam Boqvist	4	0	0	0	0	0	0	0	0	0	4	0.0
Mathieu Olivier	3	0	0	0	-1	0	0	0	0	0	3	0.0
Alex Nylander	2	0	0	0	-1	0	0	0	0	0	5	0.0
Liam Foudy	1	0	0	0	0	0	0	0	0	0	0	0.0

NEW YORK	GP	G	A	P	+/-	PIM	PP	SH	GW	EN	S	%
Artemi Panarin	4	3	4	7	0	0	0	0	0	1	20	15.0
Chris Kreider	4	3	2	5	1	0	1	0	0	1	14	21.4
Adam Fox	3	1	3	4	3	2	1	0	1	0	7	14.3
Erik Gustafsson	4	1	2	3	3	0	0	0	0	0	7	14.3
Vincent Trocheck	4	0	3	3	2	2	0	0	0	0	11	0.0
Alex Lafreniere	4	2	0	2	-2	0	0	0	0	0	10	20.0
Jimmy Vesey	4	0	2	2	2	0	0	0	0	0	5	0.0
William Cuylle	4	1	0	1	0	5	0	0	0	0	9	11.1
Adam Edstrom	2	1	0	1	1	0	0	0	0	0	2	50.0
K'Andre Miller	4	0	1	1	-4	0	0	0	0	0	6	0.0
Jacob Trouba	4	0	1	1	-3	6	0	0	0	0	15	0.0
Matt Rempe	2	0	1	1	1	5	0	0	0	0	2	0.0
Blake Wheeler	2	0	1	1	-1	0	0	0	0	0	2	0.0
Barclay Goodrow	4	0	0	0	2	2	0	0	0	0	0	0.0
Kaapo Kakko	4	0	0	0	-2	0	0	0	0	0	7	0.0
Braden Schneider	4	0	0	0	-1	0	0	0	0	0	8	0.0
Mika Zibanejad	4	0	0	0	-1	0	0	0	0	0	13	0.0
Ryan Lindgren	3	0	0	0	1	2	0	0	0	0	2	0.0
Nick Bonino	2	0	0	0	1	2	0	0	0	0	2	0.0
Jonny Brodzinski	2	0	0	0	-1	0	0	0	0	0	4	0.0
Zachary Jones	2	0	0	0	-2	0	0	0	0	0	5	0.0
Filip Chytil	1	0	0	0	-3	0	0	0	0	0	1	0.0
Tyler Pitlick	1	0	0	0	0	0	0	0	0	0	0	0.0

GOALTENDING

COLUMBUS	GP	MIN	GA	GAA	SO	W	L	OTL	SA	SV%
Elvis Merzlikins	4	223	8	2.15	0	2	1	1	133	.940
Spencer Martin	1	20	2	6.00	0	0	0	0	17	.882

NEW YORK	GP	MIN	GA	GAA	SO	W	L	OTL	SA	SV%
Igor Shesterkin	2	116	6	3.09	0	1	1	0	52	.885
Jonathan Quick	2	120	7	3.51	0	1	1	0	69	.899

OPPONENTS



OTTAWA SENATORS

Canadian Tire Centre / 1000 Palladium Dr. / Ottawa, ON K2V 1A5

ottawasenators.com / p: 613.599.0250 / @Senators

2023-24 RESULTS (1-1-1)

DATE	RESULT	ATTN	W/L GOALTENDERS	GWG GOAL
Dec. 1, 2023	at CBJ 4, OTT 2	15,552	Elvis Merzlikins / Joonas Korpisalo	Adam Fantilli
Feb. 13, 2024	at OTT 6, CBJ 3	15,203	Anton Forsberg / Daniil Tarasov	Ridly Greig
Mar. 14, 2024	OTT 3, at CBJ 2 (SO)	15,667	Anton Forsberg / Elvis Merzlikins	Claude Giroux

SERIES BREAKDOWN

GOALS BY PERIOD						SHOTS BY PERIOD					
	1ST	2ND	3RD	OT	TOTAL		1ST	2ND	3RD	OT	TOTAL
Columbus	4	4	1	0	9	Columbus	26	31	43	0	100
Ottawa	5	2	3	0	10	Ottawa	39	33	33	5	110

POWER PLAY				PENALTY KILLING			
	GOALS	ATTEMPTS	PCT		KILLS	ATTEMPTS	PCT
Columbus	3	9	33.3	Columbus	10	13	76.9
Ottawa	3	13	23.1	Ottawa	6	9	66.7

HEAD-TO-HEAD STATS

SKATERS

COLUMBUS														OTTAWA													
GP	G	A	P	+/-	PIM	PP	SH	GW	EN	S	%	GP	G	A	P	+/-	PIM	PP	SH	GW	EN	S	%				
Johnny Gaudreau	3	0	5	5	0	0	0	0	0	5	0.0	Brady Tkachuk	3	4	1	5	1	2	3	0	0	18	22.2				
Zach Werenski	3	0	4	4	-3	6	0	0	0	13	0.0	Claude Giroux	3	3	2	5	2	0	0	1	0	11	27.3				
Boone Jenner	3	3	0	3	0	4	1	0	0	12	25.0	Erik Brannstrom	3	1	1	2	3	0	0	0	0	1	5	20.0			
Dmitri Voronkov	3	2	0	2	2	2	0	0	0	7	28.6	Thomas Chabot	2	0	2	2	3	2	0	0	0	0	4	0.0			
Adam Fantilli	1	1	0	1	0	2	0	1	0	2	50.0	Tim Stuetzle	3	1	0	1	0	2	0	0	0	0	9	11.1			
Patrik Laine	1	1	0	1	0	0	1	0	0	2	50.0	Ridly Greig	2	1	0	1	1	2	0	0	1	0	4	25.0			
Alex Nylander	1	1	0	1	1	0	1	0	0	5	20.0	Drake Batherson	3	0	1	1	0	0	0	0	0	0	7	0.0			
Jack Roslovic	1	1	0	1	0	0	0	0	0	6	16.7	Parker Kelly	3	0	1	1	1	0	0	0	0	0	0	0.0			
Jake Bean	3	0	1	1	3	0	0	0	0	5	0.0	Jacob Bernard-Docker	2	0	1	1	1	0	0	0	0	0	1	0.0			
Adam Boqvist	3	0	1	1	-2	0	0	0	0	3	0.0	Mark Kastelic	2	0	1	1	1	0	0	0	0	0	3	0.0			
Erik Gudbranson	3	0	1	1	1	4	0	0	0	8	0.0	Joshua Norris	2	0	1	1	0	0	0	0	0	0	7	0.0			
Kirill Marchenko	3	0	1	1	-1	0	0	0	0	6	0.0	Shane Pinto	2	0	1	1	1	4	0	0	0	0	4	0.0			
Ivan Provorov	3	0	1	1	0	0	0	0	0	2	0.0	Vladimir Tarasenko	2	0	1	1	0	0	0	0	0	0	6	0.0			
Justin Danforth	2	0	1	1	-1	0	0	0	0	1	0.0	Artem Zub	2	0	1	1	-1	0	0	0	0	0	1	0.0			
Kent Johnson	2	0	1	1	1	0	0	0	0	2	0.0	Boris Katchouk	1	0	1	1	1	0	0	0	0	0	0	0.0			
Mathieu Olivier	3	0	0	0	-2	4	0	0	0	2	0.0	Jakob Chychrun	3	0	0	0	-1	4	0	0	0	0	10	0.0			
Alexandre Texier	3	0	0	0	0	2	0	0	0	7	0.0	Mathieu Jospeh	3	0	0	0	-1	2	0	0	0	0	4	0.0			
Sean Kuraly	2	0	0	0	-1	0	0	0	0	0	0.0	Dominik Kubalik	3	0	0	0	-2	2	0	0	0	0	10	0.0			
Damon Severson	2	0	0	0	-2	0	0	0	0	1	0.0	Travis Hamonic	2	0	0	0	-2	2	0	0	0	0	1	0.0			
Cole Sillinger	2	0	0	0	-1	2	0	0	0	3	0.0	Jake Sanderson	2	0	0	0	-1	0	0	0	0	0	2	0.0			
Emil Bemstrom	1	0	0	0	0	0	0	0	0	1	0.0	Rourke Chartier	1	0	0	0	-1	0	0	0	0	0	0	0.0			
Yegor Chinakhov	1	0	0	0	1	2	0	0	0	1	0.0	Maxence Guenette	1	0	0	0	0	0	0	0	0	0	0	0.0			
Trey Fix-Wolansky	1	0	0	0	0	0	0	0	0	2	0.0	Matthew Highmore	1	0	0	0	-1	0	0	0	0	0	1	0.0			
Brendan Gaunce	1	0	0	0	-1	0	0	0	0	0	0.0	Zach MacEwen	1	0	0	0	-1	0	0	0	0	0	1	0.0			
David Jiricek	1	0	0	0	1	0	0	0	0	0	0.0	Zack Ostapchuk	1	0	0	0	0	0	0	0	0	0	1	0.0			
Carson Meyer	1	0	0	0	-1	0	0	0	0	1	0.0																
Mikael Pyyhtia	1	0	0	0	-1	0	0	0	0	3	0.0																

GOALTENDING

COLUMBUS											OTTAWA										
GP	MIN	GA	GAA	SO	W	L	OTL	SA	SV%	GP	MIN	GA	GAA	SO	W	L	OTL	SA	SV%		
Elvis Merzlikins	2	125	4	1.92	0	1	0	1	80	.950	Anton Forsberg	2	125	5	2.41	0	2	0	0	77	.935
Daniil Tarasov	1	57	5	5.28	0	0	1	0	29	.828	Joonas Korpisalo	1	58	4	4.15	0	0	1	0	23	.826

OPPONENTS



PHILADELPHIA FLYERS

Wells Fargo Center / 3601 S. Broad St. / Philadelphia, PA 19148

philadelphiaflyers.com / p: 215.465.4500 / @NHLFlyers

2023-24 RESULTS (2-2-0)

DATE	RESULT	ATTN	W/L GOALTENDERS	GWG GOAL
Oct. 12, 2023	PHI 4, at CBJ 2	18,614	Carter Hart / Elvis Merzlikins	Cam Atkinson
Nov. 19, 2023	at PHI 5, CBJ 2	17,416	Samuel Ersson / Spencer Martin	Ryan Poehling
Jan. 4, 2024	CBJ 3, at PHI 2 (SO)	17,510	Daniil Tarasov / Samuel Ersson	Johnny Gaudreau
Apr. 6, 2024	at CBJ 6, PHI 2	18,323	Jet Greaves / Samuel Ersson	Damon Severson

SERIES BREAKDOWN

GOALS BY PERIOD	1ST	2ND	3RD	OT	TOTAL
Columbus	4	3	5	0	12
Philadelphia	4	3	6	0	13

SHOTS BY PERIOD	1ST	2ND	3RD	OT	TOTAL
Columbus	44	37	33	2	116
Philadelphia	49	53	41	1	144

POWER PLAY	GOALS	ATTEMPTS	PCT
Columbus	1	17	5.9
Philadelphia	1	13	7.7

PENALTY KILLING	KILLS	ATTEMPTS	PCT
Columbus	12	13	92.3
Philadelphia	16	17	94.1

HEAD-TO-HEAD STATS

SKATERS

COLUMBUS	GP	G	A	P	+/-	PIM	PP	SH	GW	EN	S	%
Damon Severson	4	3	0	3	0	2	0	0	1	0	5	60.0
Zach Werenski	3	2	1	3	-2	0	1	0	0	0	4	50.0
Jake Bean	3	2	0	2	1	0	0	0	0	0	4	50.0
Erik Gudbranson	4	1	1	2	-2	2	0	0	0	0	3	33.3
Alexandre Texier	4	1	1	2	0	2	0	0	0	0	6	16.7
Boone Jenner	2	1	1	2	-1	0	0	0	0	0	7	14.3
Johnny Gaudreau	4	0	2	2	-2	2	0	0	0	0	11	0.0
Kirill Marchenko	4	0	2	2	-4	4	0	0	0	0	12	0.0
Adam Fantilli	3	0	2	2	-1	0	0	0	0	0	6	0.0
Nick Blankenburg	1	1	0	1	1	4	0	0	0	0	1	100.0
Patrik Laine	1	1	0	1	-2	0	0	0	0	0	5	20.0
Justin Danforth	4	0	1	1	3	2	0	0	0	0	2	0.0
Ivan Provorov	4	0	1	1	1	0	0	0	0	0	8	0.0
David Jiricek	3	0	1	1	2	0	0	0	0	0	4	0.0
Mathieu Olivier	3	0	1	1	2	11	0	0	0	0	4	0.0
Dmitri Voronkov	3	0	1	1	-3	0	0	0	0	0	6	0.0
Sean Kuraly	2	0	1	1	0	0	0	0	0	0	5	0.0
Jack Roslovic	2	0	1	1	0	0	0	0	0	0	1	0.0
Jacob Christiansen	1	0	1	1	1	0	0	0	0	0	0	0.0
James Malatesta	1	0	1	1	1	0	0	0	0	0	3	0.0
Carson Meyer	1	0	1	1	1	0	0	0	0	0	0	0.0
Alex Nylander	1	0	1	1	1	0	0	0	0	0	1	0.0
Mikael Pyyhtia	1	0	1	1	1	0	0	0	0	0	0	0.0
Cole Sillinger	4	0	0	0	-2	2	0	0	0	0	6	0.0
Emil Bemstrom	2	0	0	0	1	2	0	0	0	0	3	0.0
Yegor Chinakhov	2	0	0	0	-2	2	0	0	0	0	1	0.0
Adam Boqvist	1	0	0	0	-1	0	0	0	0	0	1	0.0
Brendan Gaunce	1	0	0	0	1	0	0	0	0	0	2	0.0
Kent Johnson	1	0	0	0	1	0	0	0	0	0	5	0.0
Andrew Peeke	1	0	0	0	-1	0	0	0	0	0	0	0.0
Eric Robinson	1	0	0	0	-1	0	0	0	0	0	0	0.0

PHILADELPHIA	GP	G	A	P	+/-	PIM	PP	SH	GW	EN	S	%	
Travis Konecny	4	5	0	5	1	4	0	0	0	1	16	31.2	
Joel Farabee	4	2	3	5	2	0	0	0	0	0	11	18.2	
Ryan Poehling	4	1	2	3	3	0	0	1	1	0	8	12.5	
Sean Couturier	3	0	3	3	5	2	0	0	0	0	5	0.0	
Cameron York	4	1	1	2	1	2	0	0	0	0	1	8	12.5
Garnet Hathaway	4	0	2	2	0	2	0	0	0	0	5	0.0	
Scott Laughton	4	0	2	2	-2	6	0	0	0	0	9	0.0	
Sean Walker	3	0	2	2	-2	2	0	0	0	0	4	0.0	
Bobby Brink	4	1	0	1	2	2	1	0	0	0	4	25.0	
Cam Atkinson	3	1	0	1	-1	0	0	0	1	1	6	16.7	
Adam Ginning	1	1	0	1	0	0	0	0	0	0	0	100.0	
Ollie Lycksell	1	1	0	1	1	0	0	0	0	0	1	100.0	
Travis Sanheim	4	0	1	1	0	4	0	0	0	0	7	0.0	
Noah Cates	3	0	1	1	-1	0	0	0	0	0	5	0.0	
Yegor Zamula	3	0	1	1	3	0	0	0	0	0	1	0.0	
Ronald Attard	1	0	1	1	0	0	0	0	0	0	0	0.0	
Louis Belpedio	1	0	1	1	2	0	0	0	0	0	0	0.0	
Nick Seeler	4	0	0	0	0	0	0	0	0	0	0	15	0.0
Owen Tippett	4	0	0	0	-4	0	0	0	0	0	0	19	0.0
Nicolas Deslauriers	3	0	0	0	0	9	0	0	0	0	0	2	0.0
Tyson Foerster	3	0	0	0	-3	2	0	0	0	0	0	5	0.0
Morgan Frost	2	0	0	0	-2	0	0	0	0	0	0	3	0.0
Marc Staal	2	0	0	0	0	4	0	0	0	0	0	1	0.0
Jamie Drysdale	1	0	0	0	-2	0	0	0	0	0	0	4	0.0
Rhett Gardner	1	0	0	0	0	0	0	0	0	0	0	0	0.0
Rasmus Ristolainen	1	0	0	0	0	0	0	0	0	0	0	4	0.0

GOALTENDING

COLUMBUS	GP	MIN	GA	GAA	SO	W	L	OTL	SA	SV%
Daniil Tarasov	1	65	2	1.85	0	1	0	0	41	.951
Jet Greaves	1	60	2	2.00	0	1	0	0	39	.949
Elvis Merzlikins	1	58	2	2.07	0	0	1	0	35	.943
Spencer Martin	1	59	4	4.07	0	0	1	0	26	.846

PHILADELPHIA	GP	MIN	GA	GAA	SO	W	L	OTL	SA	SV%
Carter Hart	1	60	2	2.00	0	1	0	0	33	.939
Samuel Ersson	3	185	10	3.25	0	1	1	1	83	.880



PITTSBURGH PENGUINS

PPG Paints Arena / 1001 Fifth Ave. / Pittsburgh, PA 15219
pittsburghpenguins.com / p: 412.642.1300 / @penguins

2023-24 RESULTS (1-3-0)

DATE	RESULT	ATTN	W/L GOALTENDERS	GWG GOAL
Nov. 14, 2023	PIT 5, at CBJ 3	16,596	Tristan Jarry / Elvis Merzlikins	Sidney Crosby
Mar. 5, 2024	at PIT 5, CBJ 3	17,072	Tristan Jarry / Jet Greaves	Jeff Carter
Mar. 28, 2024	at PIT 3, CBJ 2	18,191	Alex Nedeljkovic / Daniil Tarasov	Drew O'Connor
Mar. 30, 2024	at CBJ 4, PIT 3 (SO)	18,873	Elvis Merzlikins / Alex Nedeljkovic	Damon Severson

SERIES BREAKDOWN

GOALS BY PERIOD						SHOTS BY PERIOD					
	1ST	2ND	3RD	OT	TOTAL		1ST	2ND	3RD	OT	TOTAL
Columbus	3	4	4	0	11	Columbus	33	45	41	2	121
Pittsburgh	3	6	7	0	16	Pittsburgh	45	43	52	1	141

POWER PLAY				PENALTY KILLING			
	GOALS	ATTEMPTS	PCT		KILLS	ATTEMPTS	PCT
Columbus	0	11	0.0	Columbus	7	11	63.6
Pittsburgh	4	11	36.4	Pittsburgh	11	11	100.0

HEAD-TO-HEAD STATS

SKATERS

COLUMBUS														PITTSBURGH													
GP	G	A	P	+/-	PIM	PP	SH	GW	EN	S	%	GP	G	A	P	+/-	PIM	PP	SH	GW	EN	S	%				
Zach Werenski	4	1	3	4	-1	0	0	0	0	7	14.3	Sidney Crosby	4	3	4	7	0	4	0	1	1	12	25.0				
Cole Sillinger	4	1	2	3	3	4	0	0	0	6	16.7	Evgeni Malkin	4	3	3	6	-1	0	2	0	0	10	30.0				
Alexandre Texier	4	1	2	3	2	2	0	0	0	11	9.1	Bryan Rust	3	1	3	4	1	0	0	0	0	12	8.3				
Kirill Marchenko	3	2	0	2	3	0	0	0	0	8	25.0	Rickard Rakell	4	2	1	3	-1	2	1	0	0	0	9	22.2			
Mathieu Olivier	3	2	0	2	0	0	1	0	0	7	28.6	Reilly Smith	4	1	2	3	-1	2	0	0	0	0	13	7.7			
Johnny Gaudreau	4	1	1	2	-4	0	0	0	0	10	10.0	Kris Letang	4	0	3	3	2	0	0	0	0	0	9	0.0			
Andrew Peeke	1	1	1	2	2	0	0	0	0	2	50.0	Drew O'Connor	4	2	0	2	1	0	0	0	1	0	10	20.0			
Jack Roslovic	1	1	1	2	1	0	0	1	0	3	33.3	Erik Karlsson	4	1	1	2	2	0	0	0	0	0	9	11.1			
Damon Severson	4	0	2	2	1	2	0	0	0	6	0.0	Jake Guentzel	1	1	1	2	3	0	0	0	0	0	1	100.0			
Yegor Chinakhov	2	1	0	1	0	0	0	0	0	5	20.0	Marcus Pettersson	4	0	2	2	4	0	0	0	0	0	5	0.0			
Jake Bean	4	0	1	1	-2	2	0	0	0	2	0.0	Ryan Graves	3	0	2	2	2	2	0	0	0	0	0	0.0			
Erik Gudbranson	4	0	1	1	0	2	0	0	0	6	0.0	Jeff Carter	3	1	0	1	0	0	1	0	1	0	3	33.3			
Ivan Provorov	4	0	1	1	-1	0	0	0	0	5	0.0	Jesse Puljujarvi	3	1	0	1	2	0	0	0	0	0	3	33.3			
Justin Danforth	2	0	1	1	0	0	0	0	0	0	0.0	Pierre-Olivier Joseph	3	0	1	1	-1	2	0	0	0	0	2	0.0			
Sean Kuraly	2	0	1	1	-2	4	0	0	0	5	0.0	Michael Bunting	2	0	1	1	-1	0	0	0	0	0	3	0.0			
Dmitri Voronkov	4	0	0	0	-2	4	0	0	0	9	0.0	Emil Bemstrom	1	0	1	1	1	0	0	0	0	0	4	0.0			
Boone Jenner	3	0	0	0	-1	2	0	0	0	8	0.0	Vincent Hinostroza	1	0	1	1	1	2	0	0	0	0	1	0.0			
Jacob Christiansen	2	0	0	0	0	0	0	0	0	3	0.0	Lars Eller	4	0	0	0	-1	2	0	0	0	0	8	0.0			
Brendan Gaunce	2	0	0	0	-1	0	0	0	0	1	0.0	Valtteri Puustinen	3	0	0	0	-2	0	0	0	0	0	9	0.0			
James Malatesta	2	0	0	0	0	0	0	0	0	0	0.0	Samuel Poulin	2	0	0	0	-1	2	0	0	0	0	2	0.0			
Carson Meyer	2	0	0	0	0	0	0	0	0	1	0.0	Chad Ruhwedel	2	0	0	0	1	0	0	0	0	0	4	0.0			
Alex Nylander	2	0	0	0	-1	0	0	0	0	3	0.0	John St.Ivany	2	0	0	0	-3	0	0	0	0	0	3	0.0			
Mikael Pyhtia	2	0	0	0	0	0	0	0	0	0	0.0	Noel Acciari	1	0	0	0	0	0	0	0	0	0	0	0.0			
Tyler Angle	1	0	0	0	0	0	0	0	0	0	0.0	Jonathan Gruden	1	0	0	0	0	0	0	0	0	0	2	0.0			
Emil Bemstrom	1	0	0	0	-2	0	0	0	0	1	0.0	Joona Koppanen	1	0	0	0	0	0	0	0	0	0	2	0.0			
Adam Boqvist	1	0	0	0	-1	0	0	0	0	4	0.0	John Ludvig	1	0	0	0	-1	0	0	0	0	0	1	0.0			
Cameron Butler	1	0	0	0	0	0	0	0	0	0	0.0	Matthew Nieto	1	0	0	0	0	0	0	0	0	0	1	0.0			
Adam Fantilli	1	0	0	0	0	0	0	0	0	4	0.0	Ryan Shea	1	0	0	0	-2	0	0	0	0	0	1	0.0			
David Jiricek	1	0	0	0	0	0	0	0	0	0	0.0	Radim Zohorna	1	0	0	0	0	2	0	0	0	0	1	0.0			
Patrik Laine	1	0	0	0	-2	0	0	0	0	4	0.0																

GOALTENDING

COLUMBUS											PITTSBURGH											
GP	MIN	GA	GAA	SO	W	L	OTL	SA	SV%	GP	MIN	GA	GAA	SO	W	L	OTL	SA	SV%			
Daniil Tarasov	1	58	3	3.13	0	0	1	0	36	.917	Alex Nedeljkovic	2	125	5	2.41	0	1	0	1	56	.911	
Elvis Merzlikins	2	123	7	3.41	0	1	1	0	73	.904	Tristan Jarry	2	120	6	3.00	0	2	0	0	65	.908	
Jet Greaves	1	59	5	5.11	0	0	1	0	31	.839												



SAN JOSE SHARKS

SAN JOSE SHARKS

SAP Center at San Jose / 525 W. Santa Clara St. / San Jose, CA 95113

sanjosharks.com / p: 408.287.7070 / @SanJoseSharks

2023-24 RESULTS (2-0-0)

DATE	RESULT	ATTN	W/L GOALTENDERS	GWG GOAL
Feb. 17, 2024	CBJ 4, at SJS 3	17,435	Elvis Merzlikins / Kaapo Kahkonen	Boone Jenner
Mar. 16, 2024	at CBJ 4, SJS 2	16,967	Daniil Tarasov / Magnus Chrona	Johnny Gaudreau

SERIES BREAKDOWN

GOALS BY PERIOD	1ST	2ND	3RD	OT	TOTAL
Columbus	3	3	2	-	8
San Jose	1	3	1	-	5

SHOTS BY PERIOD	1ST	2ND	3RD	OT	TOTAL
Columbus	25	19	17	-	61
San Jose	19	25	28	-	72

POWER PLAY	GOALS	ATTEMPTS	PCT
Columbus	0	4	0.0
San Jose	1	7	14.3

PENALTY KILLING	KILLS	ATTEMPTS	PCT
Columbus	6	7	85.7
San Jose	4	4	100.0

HEAD-TO-HEAD STATS

SKATERS

COLUMBUS	GP	G	A	P	+/-	PIM	PP	SH	GW	EN	S	%
Johnny Gaudreau	2	1	4	5	4	0	0	0	1	0	6	16.7
Boone Jenner	2	2	1	3	5	0	0	0	1	0	7	28.6
Alex Nylander	1	2	1	3	3	0	0	0	0	1	4	50.0
Zah Werenski	2	1	1	2	1	0	0	0	0	0	10	10.0
Erik Gudbranson	2	0	2	2	2	0	0	0	0	0	1	0.0
Ivan Provorov	2	0	2	2	0	2	0	0	0	0	3	0.0
Yegor Chinakhov	1	0	2	2	2	0	0	0	0	0	3	0.0
Kiril Marchenko	2	1	0	1	2	2	0	0	0	0	3	33.3
Dmitri Voronkov	2	1	0	1	1	2	0	0	0	0	2	50.0
Damon Severson	2	0	1	1	0	0	0	0	0	0	6	0.0
Jack Roslovic	1	0	1	1	2	0	0	0	0	0	4	0.0
Jake Bean	2	0	0	0	2	2	0	0	0	0	3	0.0
Cole Sillinger	2	0	0	0	-1	2	0	0	0	0	2	0.0
Alexandre Texier	2	0	0	0	0	0	0	0	0	0	0	0.0
Emil Bemstrom	1	0	0	0	-1	2	0	0	0	0	1	0.0
Adam Boqvist	1	0	0	0	1	0	0	0	0	0	2	0.0
Jacob Christiansen	1	0	0	0	2	2	0	0	0	0	1	0.0
Justin Danforth	1	0	0	0	-1	0	0	0	0	0	0	0.0
Trey Fix-Wolansky	1	0	0	0	-1	0	0	0	0	0	0	0.0
Brendan Gaunce	1	0	0	0	0	0	0	0	0	0	0	0.0
Kent Johnson	1	0	0	0	-1	0	0	0	0	0	0	0.0
Sean Kuraly	1	0	0	0	-1	0	0	0	0	0	2	0.0
Carson Meyer	1	0	0	0	0	0	0	0	0	0	1	0.0
Mathieu Olivier	1	0	0	0	0	0	0	0	0	0	0	0.0
Mikael Pyyhtia	1	0	0	0	-1	0	0	0	0	0	0	0.0

SAN JOSE	GP	G	A	P	+/-	PIM	PP	SH	GW	EN	S	%
Fabian Zetterlund	2	2	1	3	0	2	1	0	0	0	4	50.0
Anthony Duclair	1	2	0	2	2	0	0	0	0	0	3	66.7
Calen Addison	2	0	2	2	-1	0	0	0	0	0	4	0.0
Mikael Granlund	2	0	2	2	0	2	0	0	0	0	4	0.0
Henry Thrun	1	1	0	1	1	0	0	0	0	0	2	50.0
Mario Ferraro	2	0	1	1	-2	0	0	0	0	0	3	0.0
Kevin Labanc	2	0	1	1	0	4	0	0	0	0	4	0.0
Justin Bailey	2	0	0	0	0	0	0	0	0	0	5	0.0
Alexander Barbanov	2	0	0	0	-3	0	0	0	0	0	0	0.0
Ryan Carpenter	2	0	0	0	-1	2	0	0	0	0	4	0.0
William Eklund	2	0	0	0	-4	0	0	0	0	0	11	0.0
Luke Kunin	2	0	0	0	-2	0	0	0	0	0	1	0.0
Nico Sturm	2	0	0	0	-1	0	0	0	0	0	5	0.0
Marc-Edouard Vlasic	2	0	0	0	-1	0	0	0	0	0	1	0.0
Filip Zadina	2	0	0	0	-2	0	0	0	0	0	3	0.0
Thomas Bordeleau	1	0	0	0	-1	0	0	0	0	0	3	0.0
Kyle Burroughs	1	0	0	0	0	0	0	0	0	0	1	0.0
Ty Embersom	1	0	0	0	0	0	0	0	0	0	3	0.0
Mike Hoffman	1	0	0	0	-1	0	0	0	0	0	0	0.0
Klim Kostin	1	0	0	0	-1	0	0	0	0	0	1	0.0
Jacob MacDonald	1	0	0	0	-1	0	0	0	0	0	4	0.0
Nikita Okhotiuk	1	0	0	0	0	0	0	0	0	0	3	0.0
Jan Rutta	1	0	0	0	-3	0	0	0	0	0	3	0.0

GOALTENDING

COLUMBUS	GP	MIN	GA	GAA	SO	W	L	OTL	SA	SV%
Daniil Tarasov	1	60	2	2.00	0	1	0	0	41	.951
Elvis Merzlikins	1	59	3	3.06	0	1	0	0	31	.903

SAN JOSE	GP	MIN	GA	GAA	SO	W	L	OTL	SA	SV%
Magnus Chrona	1	59	3	3.06	0	0	1	0	19	.842
Kaapo Kahkonen	1	60	4	4.02	0	0	1	0	41	.902

OPPONENTS



SEATTLE KRAKEN

Climate Pledge Arena / 334 1st Ave. N. / Seattle, WA 98109

seattlekrakenhockey.com / p: 206.460.7825 / @SeattleKraken

2023-24 RESULTS (0-2-0)

DATE	RESULT	ATTN	W/L GOALTENDERS	GWG GOAL
Jan. 13, 2023	SEA 7, at CBJ 4	18,588	Joel Daccord / Daniil Tarasov	Jared McCann
Jan. 28, 2024	at SEA 4, CBJ 2	17,151	Joel Daccord / Daniil Tarasov	Jordan Eberle

SERIES BREAKDOWN

GOALS BY PERIOD	1ST	2ND	3RD	OT	TOTAL
Columbus	2	1	3	-	6
Seattle	5	2	4	-	11

SHOTS BY PERIOD	1ST	2ND	3RD	OT	TOTAL
Columbus	17	19	30	-	66
Seattle	24	23	15	-	62

POWER PLAY	GOALS	ATTEMPTS	PCT
Columbus	1	5	20.0
Seattle	3	5	60.0

PENALTY KILLING	KILLS	ATTEMPTS	PCT
Columbus	2	5	40.0
Seattle	4	5	80.0

HEAD-TO-HEAD STATS

SKATERS

COLUMBUS	GP	G	A	P	+/-	PIM	PP	SH	GW	EN	S	%
Yegor Chinakhov	2	2	0	2	-1	0	0	0	0	0	11	18.2
Ivan Provorov	2	2	0	2	+1	0	0	0	0	0	5	40.0
Kirill Marchenko	2	1	1	2	-2	0	1	0	0	0	5	20.0
Johnny Gaudreau	2	0	2	2	-1	0	0	0	0	0	9	0.0
Andrew Peeke	2	0	2	2	+3	0	0	0	0	0	3	0.0
Emil Bemstrom	2	1	0	1	+1	0	0	0	0	0	4	25.0
Adam Fantilli	2	0	1	1	+1	0	0	0	0	0	0	0.0
Kent Johnson	2	0	1	1	+1	0	0	0	0	0	4	0.0
Damon Severson	2	0	1	1	-2	0	0	0	0	0	3	0.0
Adam Boqvist	1	0	1	1	-3	0	0	0	0	0	1	0.0
Jake Bean	2	0	0	0	-1	0	0	0	0	0	1	0.0
Justin Danforth	2	0	0	0	-4	0	0	0	0	0	1	0.0
Erik Gudbranson	2	0	0	0	-3	0	0	0	0	0	0	0.0
Cole Sillinger	2	0	0	0	-1	7	0	0	0	0	4	0.0
Alexandre Texier	2	0	0	0	-2	2	0	0	0	0	3	0.0
Dmitri Voronkov	2	0	0	0	-1	2	0	0	0	0	3	0.0
Brendan Gaunce	1	0	0	0	-2	0	0	0	0	0	0	0.0
Boone Jenner	1	0	0	0	+1	2	0	0	0	0	0	0.0
Sean Kuraly	1	0	0	0	-1	0	0	0	0	0	3	0.0
Jack Roslovic	1	0	0	0	-1	0	0	0	0	0	1	0.0
Zach Werenski	1	0	0	0	0	2	0	0	0	0	5	0.0

SEATTLE	GP	G	A	P	+/-	PIM	PP	SH	GW	EN	S	%
Jared McCann	2	3	2	5	+3	0	0	0	1	0	6	50.0
Oliver Bjorkstrand	2	1	4	5	0	0	1	0	0	0	7	14.3
Jordan Eberle	2	3	1	4	+3	0	2	0	1	0	6	50.0
Brian Dumoulin	2	1	1	2	+2	0	0	0	0	0	2	50.0
Vince Dunn	2	0	2	2	+1	7	0	0	0	0	5	0.0
Yanni Gourde	1	0	2	2	+1	0	0	0	0	0	4	0.0
Justin Schultz	2	0	2	2	0	0	0	0	0	0	3	0.0
Tomas Tatar	2	0	2	2	+2	0	0	0	0	0	0	0.0
Tye Kartye	2	1	0	1	+1	0	0	0	0	0	1	100.0
Brandon Tanev	2	1	0	1	0	0	0	0	0	1	2	50.0
Eeli Tolvanen	2	1	0	1	0	0	0	0	0	1	7	14.3
Adam Larsson	2	0	1	1	+3	2	0	0	0	0	3	0.0
Jaden Schwartz	2	0	1	1	-1	0	0	0	0	0	2	0.0
Alex Wennberg	2	0	1	1	0	0	0	0	0	0	4	0.0
Matthew Beniers	2	0	0	0	+1	2	0	0	0	0	3	0.0
William Borgen	2	0	0	0	-1	2	0	0	0	0	2	0.0
Andre Burakovsky	2	0	0	0	-1	0	0	0	0	0	1	0.0
Jamie Oleksiak	2	0	0	0	+1	0	0	0	0	0	4	0.0

GOALTENDING

COLUMBUS	GP	MIN	GA	GAA	SO	W	L	OTL	SA	SV%
Daniil Tarasov	2	115	9	4.68	0	0	2	0	60	.850

SEATTLE	GP	MIN	GA	GAA	SO	W	L	OTL	SA	SV%
Joel Daccord	2	120	6	3.00	0	2	0	0	66	.909



ST. LOUIS BLUES

Enterprise Center / 1401 Clark Ave. at Brett Hull Way / St. Louis, MO 63103

stlouisblues.com / p: 314.622.2500 / @StLouisBlues

2023-24 RESULTS (2-0-0)

DATE	RESULT	ATTN	W/L GOALTENDERS	GWG GOAL
Dec. 8, 2023	at CBJ 5, STL 2	15,713	Jet Greaves / Joel Hofer	Yegor Chinakhov
Jan. 30, 2024	CBJ 1, at STL 0	18,096	Elvis Merzlikins / Jordan Binnington	Dmitri Voronkov

SERIES BREAKDOWN

GOALS BY PERIOD	1ST	2ND	3RD	OT	TOTAL
Columbus	2	0	4	-	6
St. Louis	1	0	1	-	2

SHOTS BY PERIOD	1ST	2ND	3RD	OT	TOTAL
Columbus	15	13	16	-	44
St. Louis	16	12	36	-	64

POWER PLAY	GOALS	ATTEMPTS	PCT
Columbus	1	4	25.0
St. Louis	0	6	0.0

PENALTY KILLING	KILLS	ATTEMPTS	PCT
Columbus	6	6	100.0
St. Louis	3	4	75.0

HEAD-TO-HEAD STATS

SKATERS

COLUMBUS	GP	G	A	P	+/-	PIM	PP	SH	GW	EN	S	%
Yegor Chinakhov	2	2	1	3	0	0	1	0	1	0	3	66.7
Dmitri Voronkov	2	1	2	3	+1	2	0	0	1	0	6	16.7
Kirill Marchenko	2	1	1	2	+1	2	0	0	0	0	4	25.0
Alexandre Texier	2	1	0	1	+1	2	0	0	0	1	4	25.0
Adam Fantilli	1	1	0	1	+1	0	0	0	0	0	2	50.0
Justin Danforth	2	0	1	1	+1	0	0	0	0	0	1	0.0
Johnny Gaudreau	2	0	1	1	+1	0	0	0	0	0	1	0.0
Kent Johnson	2	0	1	1	+2	2	0	0	0	0	1	0.0
Zach Werenski	2	0	1	1	+2	0	0	0	0	0	5	0.0
Emil Bemstrom	1	0	1	1	+1	0	0	0	0	0	1	0.0
Jake Bean	2	0	0	0	+3	2	0	0	0	0	2	0.0
Boone Jenner	2	0	0	0	0	0	0	0	0	0	3	0.0
Sean Kuraly	2	0	0	0	0	4	0	0	0	0	2	0.0
Mathieu Olivier	2	0	0	0	0	5	0	0	0	0	0	0.0
Andrew Peeke	2	0	0	0	0	0	0	0	0	0	2	0.0
Ivan Provorov	2	0	0	0	-1	0	0	0	0	0	3	0.0
Nick Blankenburg	1	0	0	0	+1	0	0	0	0	0	0	0.0
Erik Gudbranson	1	0	0	0	0	0	0	0	0	0	0	0.0
David Jiricek	1	0	0	0	+1	0	0	0	0	0	0	0.0
Jack Roslovic	1	0	0	0	0	0	0	0	0	0	2	0.0
Damon Severson	1	0	0	0	0	0	0	0	0	0	0	0.0
Cole Sillinger	1	0	0	0	0	0	0	0	0	0	2	0.0

ST. LOUIS	GP	G	A	P	+/-	PIM	PP	SH	GW	EN	S	%
Robert Thomas	2	2	0	2	0	2	0	0	0	0	6	33.3
Pavel Buchnevich	2	0	1	1	0	0	0	0	0	0	6	0.0
Torey Krug	2	0	1	1	0	0	0	0	0	0	8	0.0
Brayden Schenn	2	0	1	1	-1	0	0	0	0	0	6	0.0
Nikita Alexandrov	2	0	0	0	-1	0	0	0	0	0	0	0.0
Kevin Hayes	2	0	0	0	-2	0	0	0	0	0	6	0.0
Jordan Jyrou	2	0	0	0	-3	2	0	0	0	0	3	0.0
Nick Leddy	2	0	0	0	-1	2	0	0	0	0	1	0.0
Jack Neighbors	2	0	0	0	+1	0	0	0	0	0	5	0.0
Colton Parayko	2	0	0	0	-1	0	0	0	0	0	4	0.0
Brandon Saad	2	0	0	0	0	0	0	0	0	0	4	0.0
Oskar Sundqvist	2	0	0	0	0	0	0	0	0	0	2	0.0
Alexey Toropchenko	2	0	0	0	-1	0	0	0	0	0	1	0.0
Tyler Tucker	2	0	0	0	-2	5	0	0	0	0	0	0.0
Sammy Blais	1	0	0	0	0	0	0	0	0	0	1	0.0
Justin Faulk	1	0	0	0	+1	0	0	0	0	0	6	0.0
Kasperii Kapanen	1	0	0	0	0	0	0	0	0	0	1	0.0
Matthew Kessel	1	0	0	0	-1	0	0	0	0	0	1	0.0
Scott Perunovich	1	0	0	0	-2	0	0	0	0	0	1	0.0
Marco Sandella	1	0	0	0	0	0	0	0	0	0	1	0.0
Jakub Vrana	1	0	0	0	-2	0	0	0	0	0	0	0.0
Nathan Walker	1	0	0	0	0	2	0	0	0	0	1	0.0

GOALTENDING

COLUMBUS	GP	MIN	GA	GAA	SO	W	L	OTL	SA	SV%
Elvis Merzlikins	1	60	0	0.00	1	1	0	0	21	1.000
Jet Greaves	1	60	2	2.00	0	1	0	0	43	.953

ST. LOUIS	GP	MIN	GA	GAA	SO	W	L	OTL	SA	SV%
Jordan Binnington	1	58	1	1.03	0	0	1	0	22	.955
Joel Hofer	1	55	4	4.40	0	0	1	0	21	.810



TAMPA BAY LIGHTNING

Amalie Arena / 401 Channelside Dr. / Tampa, FL 33602
 tampabaylightning.com / p: 813.301.6500 / @TBLightning

2023-24 RESULTS (1-2-0)

DATE	RESULT	ATTN	W/L GOALTENDERS	GWG GOAL
Nov. 2, 2023	at CBJ 4, TBL 2	14,276	Elvis Merzlikins / Matt Tomkins	Erik Gudbranson
Feb. 10, 2024	TBL 4, at CBJ 2	18,876	Andrei Vasilevskiy / Elvis Merzlikins	Steven Stamkos
Apr. 9, 2024	at TBL 5, CBJ 2	19,092	Andrei Vasilevskiy / Jet Greaves	Anthony Cirelli

SERIES BREAKDOWN

GOALS BY PERIOD						SHOTS BY PERIOD					
	1ST	2ND	3RD	OT	TOTAL		1ST	2ND	3RD	OT	TOTAL
Columbus	2	1	5	-	8	Columbus	29	30	36	-	95
Tampa Bay	2	4	5	-	11	Tampa Bay	34	34	31	-	99

POWER PLAY				PENALTY KILLING			
	GOALS	ATTEMPTS	PCT		KILLS	ATTEMPTS	PCT
Columbus	2	9	22.2	Columbus	5	8	62.5
Tampa Bay	3	8	37.5	Tampa Bay	7	9	77.8

HEAD-TO-HEAD STATS SKATERS

COLUMBUS	GP	G	A	P	+/-	PIM	PP	SH	GW	EN	S	%	TAMPA BAY	GP	G	A	P	+/-	PIM	PP	SH	GW	EN	S	%	
Kirill Marchenko	3	3	1	4	-1	0	1	0	0	0	12	25.0	Steven Stamkos	3	5	2	7	3	0	2	0	1	17	29.4		
Boone Jenner	2	3	1	4	2	2	1	0	0	0	6	50.0	Brandon Hagel	3	1	4	5	2	4	0	0	0	1	8	12.5	
Johnny Gaudreau	3	1	3	4	0	0	0	0	0	1	11	9.1	Nikita Kucherov	3	0	5	5	-1	0	0	0	0	0	9	0.0	
Zach Werenski	3	0	3	3	0	0	0	0	0	0	8	0.0	Anthony Cirelli	3	2	1	3	3	0	0	0	1	0	8	25.0	
Damon Severson	3	0	2	2	0	11	0	0	0	0	3	0.0	Nicholas Paul	3	1	1	2	2	0	1	0	0	0	7	14.3	
Cole Sillinger	3	0	2	2	-1	0	0	0	0	0	2	0.0	Erik Cernak	3	0	2	2	4	2	0	0	0	0	6	0.0	
Erik Gudbranson	3	1	0	1	2	0	0	0	1	0	5	20.0	Victor Hedman	3	0	2	2	-2	4	0	0	0	0	9	0.0	
Ivan Provorov	3	0	1	1	-3	4	0	0	0	0	4	0.0	Brayden Point	3	1	0	1	-3	0	0	0	0	0	7	14.3	
Dmitri Voronkov	3	0	1	1	-2	0	0	0	0	0	6	0.0	Conor Sheary	2	1	0	1	1	0	0	0	0	0	11	0.0	
Emil Bemstrom	1	0	1	1	-1	0	0	0	0	0	1	0.0	Darren Raddysh	3	0	1	1	-2	5	0	0	0	0	2	0.0	
Adam Fantilli	1	0	1	1	-1	0	0	0	0	0	4	0.0	Anthony Duclair	1	0	1	1	0	0	0	0	0	0	1	0.0	
Justin Danforth	3	0	0	0	-1	2	0	0	0	0	6	0.0	Michael Eyssimont	3	0	0	0	-1	4	0	0	0	0	3	0.0	
Sean Kuraly	3	0	0	0	-1	2	0	0	0	0	8	0.0	Lucas Glendening	3	0	0	0	-1	0	0	0	0	0	2	0.0	
Alexandre Texier	3	0	0	0	-1	0	0	0	0	0	1	0.0	Nicklaus Perbix	3	0	0	0	1	0	0	0	0	0	3	0.0	
Jake Bean	2	0	0	0	1	0	0	0	0	0	4	0.0	Alex Barre-Boulet	2	0	0	0	0	0	0	0	0	0	0	0.0	
David Jircek	2	0	0	0	-2	0	0	0	0	0	1	0.0	Mitchell Chaffee	2	0	0	0	0	0	0	0	0	0	2	0.0	
Kent Johnson	2	0	0	0	-2	4	0	0	0	0	0	0.0	Tanner Jeannot	2	0	0	0	-1	2	0	0	0	0	1	0.0	
Mathieu Olivier	2	9	9	9	-1	0	0	0	0	0	2	0.0	Emil Martinsen Lilleberg	2	0	0	0	2	0	0	0	0	0	2	0.0	
Jack Roslovic	2	0	0	0	2	2	0	0	0	0	2	0.0	Tyler Motte	2	0	0	0	2	0	0	0	0	0	0	2	0.0
Nick Blankenburg	1	0	0	0	-1	0	0	0	0	0	0	0.0	Calvin de Haan	1	0	0	0	2	0	0	0	0	0	1	0.0	
Adam Boqvist	1	0	0	0	-1	0	0	0	0	0	2	0.0	Mathew Dumba	1	0	0	0	2	0	0	0	0	0	3	0.0	
Yegor Chinakhov	1	0	0	0	0	0	0	0	0	0	2	0.0	Haydn Fleury	1	0	0	0	1	0	0	0	0	0	2	0.0	
Brendan Gaunce	1	0	0	0	0	0	0	0	0	0	2	0.0	Walteri Merela	1	0	0	0	2	0	0	0	0	0	1	0.0	
James Malatesta	1	0	0	0	0	0	0	0	0	0	0	0.0	Mikhail Sergachev	1	0	0	0	-1	0	0	0	0	0	2	0.0	
Carson Meyer	1	0	0	0	0	0	0	0	0	0	0	0.0														
Mikael Pyhtia	1	0	0	0	-1	0	0	0	0	0	3	0.0														

GOALTENDING

COLUMBUS	GP	MIN	GA	GAA	SO	W	L	OTL	SA	SV%	TAMPA BAY	GP	MIN	GA	GAA	SO	W	L	OTL	SA	SV%
Elvis Merzlikins	2	118	5	2.53	0	1	1	0	65	.923	Andrei Vasilevskiy	2	120	4	2.00	0	2	0	0	67	.940
Jet Greaves	1	59	4	4.06	0	0	1	0	32	.875	Matt Tomkins	1	58	3	3.12	0	0	1	0	27	.889



TORONTO MAPLE LEAFS

TORONTO MAPLE LEAFS

Scotiabank Arena / 40 Bay St. / Toronto, ON M5J 2X2

torontomapleleafs.com / p: 416.815.5700 / @MapleLeafs

2023-24 RESULTS (2-1-0)

DATE	RESULT	ATTN	W/L GOALTENDERS	GWG GOAL
Dec. 14, 2023	CBJ 6, at TOR 5 (OT)	18,338	Elvis Merzlikins / Ilya Samsonov	Kent Johnson
Dec. 23, 2023	TOR 4, at CBJ 1	17,806	Martin Jones / Daniil Tarasov	John Tavares
Dec. 29, 2023	at CBJ 6, TOR 5 (OT)	18,516	Spencer Martin / Ilya Samsonov	Johnny Gaudreau

SERIES BREAKDOWN

GOALS BY PERIOD	1ST	2ND	3RD	OT	TOTAL	SHOTS BY PERIOD	1ST	2ND	3RD	OT	TOTAL
Columbus	3	7	1	2	13	Columbus	29	27	24	4	84
Toronto	3	5	6	0	14	Toronto	38	32	39	2	111

POWER PLAY	GOALS	ATTEMPTS	PCT
Columbus	2	8	25.0
Toronto	4	8	50.0

PENALTY KILLING	KILLS	ATTEMPTS	PCT
Columbus	4	8	50.0
Toronto	6	8	75.0

HEAD-TO-HEAD STATS SKATERS

COLUMBUS	GP	G	A	P	+/-	PIM	PP	SH	GW	EN	S	%
Johnny Gaudreau	3	2	3	5	-3	0	1	0	1	0	9	22.2
Kent Johnson	3	3	1	4	5	0	0	0	1	0	6	50.0
Justin Danforth	3	2	2	4	-1	2	0	0	0	0	5	40.0
Ivan Provorov	3	0	3	3	-1	2	0	0	0	0	1	0.0
Yegor Chinakhov	3	1	1	2	-1	0	0	0	0	0	7	14.3
Adam Fantilli	3	1	1	2	-1	6	0	0	0	0	6	16.7
David Jiricek	3	0	2	2	0	0	0	0	0	0	3	0.0
Damon Severson	2	0	2	2	2	2	0	0	0	0	3	0.0
Zach Werenski	2	0	2	2	0	2	0	0	0	0	4	0.0
Cole Sillinger	3	1	0	1	2	4	0	0	0	0	7	14.3
Dmitri Voronkov	3	1	0	1	-1	2	1	0	0	0	7	14.3
Brendan Gaunce	2	1	0	1	0	0	0	0	0	0	4	25.0
Patrik Laine	1	1	0	1	2	0	0	0	0	0	1	100.0
Emil Bemstrom	3	0	1	1	1	0	0	0	0	0	2	0.0
Andrew Peeke	3	0	1	1	-2	0	0	0	0	0	2	0.0
Alexandre Texier	3	0	1	1	1	2	0	0	0	0	3	0.0
Jake Bean	2	0	1	1	2	0	0	0	0	0	2	0.0
Kirill Marchenko	3	0	0	0	-2	0	0	0	0	0	8	0.0
Erik Gudbranson	2	0	0	0	1	5	0	0	0	0	1	0.0
Sean Kuraly	2	0	0	0	-1	0	0	0	0	0	1	0.0
Nick Blankenburg	1	0	0	0	-1	0	0	0	0	0	2	0.0
Jack Roslovic	1	0	0	0	-1	0	0	0	0	0	0	0.0

TORONTO	GP	G	A	P	+/-	PIM	PP	SH	GW	EN	S	%
Auston Matthews	3	5	3	8	5	0	1	0	0	0	18	27.8
William Nylander	3	3	4	7	-2	4	1	1	0	0	14	21.4
Mitchell Marner	3	2	5	7	4	2	0	0	0	0	12	16.7
John Tavares	3	2	2	4	0	0	1	0	1	0	12	16.7
Morgan Rielly	3	0	3	3	-1	0	0	0	0	0	10	0.0
Jake McCabe	3	1	1	2	-2	0	1	0	0	0	4	25.0
Nicholas Robertson	3	1	1	2	-2	0	0	0	0	0	5	20.0
TJ Brodie	3	0	1	1	0	2	0	0	0	0	0	0.0
Max Domi	3	0	1	1	-3	2	0	0	0	0	5	0.0
Bobby McMann	3	0	1	1	-1	2	0	0	0	0	8	0.0
William Lagesson	2	0	1	1	+1	4	0	0	0	0	3	0.0
Timothy Liljegren	2	0	1	1	0	0	0	0	0	0	0	0.0
Conor Timmins	1	0	1	1	0	0	0	0	0	0	1	0.0
Simon Benoit	3	0	0	0	0	5	0	0	0	0	5	0.0
Tyler Bertuzzi	3	0	0	0	-1	2	0	0	0	0	1	0.0
Noah Gregor	3	0	0	0	-2	2	0	0	0	0	4	0.0
Calle Jarnkrok	3	0	0	0	2	2	0	0	0	0	6	0.0
David Kampf	3	0	0	0	-1	2	0	0	0	0	0	0.0
Matthew Knies	2	0	0	0	2	0	0	0	0	0	1	0.0
Mark Giordano	1	0	0	0	0	0	0	0	0	0	2	0.0
Ryan Reaves	1	0	0	0	0	0	0	0	0	0	0	0.0

GOALTENDING

COLUMBUS	GP	MIN	GA	GAA	SO	W	L	OTL	SA	SV%
Daniil Tarasov	1	60	4	4.00	0	0	1	0	30	.867
Spencer Martin	1	43	3	4.19	0	1	0	0	19	.842
Elvis Merzlikins	2	83	7	5.03	0	1	0	0	62	.887

TORONTO	GP	MIN	GA	GAA	SO	W	L	OTL	SA	SV%
Martin Jones	1	60	1	1.00	0	1	0	0	28	.964
Ilya Samsonov	2	124	12	5.79	0	0	0	2	56	.786

OPPONENTS



VANCOUVER CANUCKS

Rogers Arena / 800 Griffiths Way / Vancouver, BC V6B 6G1

vancouvercanucks.com / p: 604.899.4600 / @Canucks

2023-24 RESULTS (1-0-1)

DATE	RESULT	ATTN	W/L GOALTENDERS	GWG GOAL
Jan. 15, 2024	at CBJ 4, VAN 3 (SO)	17,622	Elvis Merzlikins / Casey DeSmith	Kirill Marchenko
Jan. 27, 2024	at VAN 5, CBJ 4 (OT)	19,002	Thatcher Demko / Elvis Merzlikins	Elias Pettersson

SERIES BREAKDOWN

GOALS BY PERIOD						SHOTS BY PERIOD					
	1ST	2ND	3RD	OT	TOTAL		1ST	2ND	3RD	OT	TOTAL
Columbus	1	5	1	0	7	Columbus	11	39	16	6	72
Vancouver	2	2	3	1	8	Vancouver	26	18	17	3	64

POWER PLAY				PENALTY KILLING			
	GOALS	ATTEMPTS	PCT		KILLS	ATTEMPTS	PCT
Columbus	2	8	25.0	Columbus	4	8	50.0
Vancouver	4	8	50.0	Vancouver	6	8	75.0

HEAD-TO-HEAD STATS

SKATERS

COLUMBUS														VANCOUVER													
GP	G	A	P	+/-	PIM	PP	SH	GW	EN	S	%	GP	G	A	P	+/-	PIM	PP	SH	GW	EN	S	%				
Johnny Gaudreau	2	0	3	3	2	0	0	0	0	4	0.0	J.T. Miller	2	1	4	5	0	2	0	0	0	0	6	16.7			
Dmitri Voronkov	2	2	0	2	0	4	1	0	0	10	20.0	Brock Boeser	2	3	1	4	1	0	2	0	0	0	11	27.3			
Yegor Chinakhov	2	1	1	2	2	0	0	0	0	9	11.1	Elias Pettersson	2	3	1	4	1	2	2	0	1	0	8	37.5			
Alexandre Texier	2	1	1	2	2	0	0	1	0	2	50.0	Quinn Hughes	2	0	4	4	0	0	0	0	0	0	4	0.0			
Jake Bean	2	1	0	1	1	2	0	0	0	4	25.0	Pius Suter	2	0	2	2	-1	0	0	0	0	0	6	0.0			
Sean Kuraly	2	1	0	1	2	0	0	0	0	1	100.0	Conor Garland	2	1	0	1	0	0	0	0	0	0	4	25.0			
Kirill Marchenko	2	1	0	1	1	0	1	0	0	8	12.5	Theo Blueger	2	0	1	1	-1	0	0	0	0	0	4	0.0			
Justin Danforth	2	0	1	1	1	0	0	0	0	2	0.0	Dakota Joshua	2	0	1	1	-1	0	0	0	0	0	3	0.0			
Jack Roslovic	2	0	1	1	0	2	0	0	0	1	0.0	Nikita Zadorov	2	0	1	1	-1	4	0	0	0	0	1	0.0			
Damon Severson	2	0	1	1	2	4	0	0	0	3	0.0	Nils Aman	2	0	0	0	-1	0	0	0	0	0	2	0.0			
Adam Boqvist	1	0	1	1	0	0	0	0	0	2	0.0	Ian Cole	2	0	0	0	-1	2	0	0	0	0	2	0.0			
Zach Werenski	1	0	1	1	-1	0	0	0	0	2	0.0	Nils Hoglander	2	0	0	0	-2	2	0	0	0	0	0	0.0			
Adam Fantilli	2	0	0	0	-4	0	0	0	0	3	0.0	Filip Hronek	2	0	0	0	0	0	0	0	0	0	2	0.0			
Erik Gudbranson	2	0	0	0	0	0	0	0	0	1	0.0	Andrei Kuzmenko	2	0	0	0	0	0	0	0	0	0	2	0.0			
Kent Johnson	2	0	0	0	-3	0	0	0	0	2	0.0	Sam Lafferty	2	0	0	0	-1	0	0	0	0	0	0	0.0			
Andrew Peeke	2	0	0	0	0	0	0	0	0	2	0.0	Ilya Mikheyev	2	0	0	0	0	0	0	0	0	0	3	0.0			
Ivan Provorov	2	0	0	0	1	0	0	0	0	5	0.0	Tyler Myers	2	0	0	0	0	17	0	0	0	0	2	0.0			
Cole Sillinger	2	0	0	0	2	0	0	0	0	7	0.0	Noah Juulsen	1	0	0	0	0	0	0	0	0	0	3	0.0			
Emil Bemstrom	1	0	0	0	-2	0	0	0	0	0	0.0	Carson Soucy	1	0	0	0	0	0	0	0	0	0	1	0.0			
Boone Jenner	1	0	0	0	0	2	0	0	0	4	0.0																

GOALTENDING

COLUMBUS											VANCOUVER										
GP	MIN	GA	GAA	SO	W	L	OTL	SA	SV%		GP	MIN	GA	GAA	SO	W	L	OTL	SA	SV%	
Elvis Merzlikins	2	129	8	3.72	0	1	0	1	64	.875	Casey DeSmith	1	65	3	2.77	0	0	0	1	43	.930
											Thatcher Demko	1	64	4	3.75	0	1	0	0	29	.862



VEGAS GOLDEN KNIGHTS

VEGAS GOLDEN KNIGHTS

T-Mobile Arena / 3780 Las Vegas Blvd. / Las Vegas, NV 89158

vegasgoldenknights.com / p: 702.790.2663 / @GoldenKnights

2023-24 RESULTS (1-1-0)

DATE	RESULT	ATTN	W/L GOALTENDERS	GWG GOAL
Mar. 4, 2024	at CBJ 6, VGK 3	17,338	Daniil Tarasov / Adin Hill	Alex Nylander
Mar. 23, 2024	at VGK 4, CBJ 2	18,225	Adin Hill / Daniil Tarasov	Pavel Dorofeyev

SERIES BREAKDOWN

GOALS BY PERIOD	1ST	2ND	3RD	OT	TOTAL
Columbus	3	1	4	-	8
Vegas	2	2	3	-	7

SHOTS BY PERIOD	1ST	2ND	3RD	OT	TOTAL
Columbus	21	16	18	-	55
Vegas	19	35	32	-	86

POWER PLAY	GOALS	ATTEMPTS	PCT
Columbus	0	3	0.0
Vegas	1	3	33.3

PENALTY KILLING	KILLS	ATTEMPTS	PCT
Columbus	2	3	66.7
Vegas	3	3	100.0

HEAD-TO-HEAD STATS

SKATERS

COLUMBUS	GP	G	A	P	+/-	PIM	PP	SH	GW	EN	S	%
Alex Nylander	2	3	0	3	1	0	0	0	1	1	4	75.0
Erik Gudbranson	2	2	0	2	0	0	0	0	0	0	7	28.6
Kirill Marchenko	2	0	2	2	1	0	0	0	0	0	4	0.0
Alexandre Texier	2	0	2	2	1	2	0	0	0	0	1	0.0
Zach Werenski	2	0	2	2	2	0	0	0	0	0	3	0.0
Yegor Chinakhov	1	1	0	1	1	0	0	0	0	0	1	100.0
Justin Danforth	1	1	0	1	1	0	0	0	0	0	2	50.0
Carson Meyer	1	1	0	1	0	0	0	0	0	0	2	50.0
Jake Bean	2	0	1	1	1	0	0	0	0	0	2	0.0
Johnny Gaudreau	2	0	1	1	0	0	0	0	0	0	2	0.0
Boone Jenner	2	0	1	1	1	0	0	0	0	0	4	0.0
Ivan Provorov	2	0	1	1	2	0	0	0	0	0	1	0.0
Cole Sillinge	2	0	1	1	1	2	0	0	0	0	3	0.0
Trey Fix-Wolansky	1	0	1	1	0	0	0	0	0	0	3	0.0
Sean Kuraly	1	0	1	1	1	0	0	0	0	0	0	0.0
Mathieu Olivier	2	0	0	0	-1	2	0	0	0	0	2	0.0
Damon Severson	2	0	0	0	1	0	0	0	0	0	4	0.0
Dmitri Voronkov	2	0	0	0	0	0	0	0	0	0	3	0.0
Adam Boqvist	1	0	0	0	0	0	0	0	0	0	3	0.0
Jacob Christiansen	1	0	0	0	-2	0	0	0	0	0	0	0.0
Brendan Gaunce	1	0	0	0	-1	0	0	0	0	0	0	0.0
Mikael Pyyhtia	1	0	0	0	-1	0	0	0	0	0	0	0.0
Jack Roslovic	1	0	0	0	1	0	0	0	0	0	4	0.0

VEGAS	GP	G	A	P	+/-	PIM	PP	SH	GW	EN	S	%
Chandler Stephenson	2	1	3	4	0	0	0	0	0	0	2	50.0
Shea Theodore	2	0	3	3	0	0	0	0	0	0	4	0.0
Jack Eichel	2	2	0	2	-1	0	1	0	0	0	13	16.4
Ivan Barbashev	2	1	0	1	-1	0	0	0	0	0	4	25.0
William Karlsson	2	1	0	1	-1	0	0	0	0	0	7	14.3
Pavel Dorofeyev	1	1	0	1	1	0	0	0	1	0	2	50.0
Mason Morelli	1	1	0	1	0	0	0	0	0	0	2	50.0
Michael Amadio	2	0	1	1	0	2	0	0	0	0	2	0.0
Nicolas Hague	2	0	1	1	1	0	0	0	0	0	3	0.0
Nicolas Roy	2	0	1	1	-1	0	0	0	0	0	5	0.0
Zach Whitecloud	2	0	1	1	-1	0	0	0	0	0	4	0.0
Byron Froese	1	0	1	1	0	0	0	0	0	0	3	0.0
Anthony Mantha	1	0	1	1	1	0	0	0	0	0	2	0.0
Keegan Kolesar	2	0	0	0	-1	2	0	0	0	0	6	0.0
Jonathan Marchessault	2	0	0	0	-1	0	0	0	0	0	5	0.0
Brayden McNabb	2	0	0	0	-2	0	0	0	0	0	3	0.0
William Carrier	1	0	0	0	-1	0	0	0	0	0	4	0.0
Paul Cotter	1	0	0	0	-1	2	0	0	0	0	2	0.0
Grigori Denisenko	1	0	0	0	-1	0	0	0	0	0	1	0.0
Noah Hanifin	1	0	0	0	0	0	0	0	0	0	4	0.0
Brett Howden	1	0	0	0	-1	0	0	0	0	0	2	0.0
Ben Hutton	1	0	0	0	2	0	0	0	0	0	3	0.0
Alex Martinez	1	0	0	0	-2	0	0	0	0	0	3	0.0
Alex Pietrangelo	1	0	0	0	-1	0	0	0	0	0	0	0.0

GOALTENDING

COLUMBUS	GP	MIN	GA	GAA	SO	W	L	OTL	SA	SV%
Daniil Tarasov	2	120	7	3.50	0	1	1	0	86	.919

VEGAS	GP	MIN	GA	GAA	SO	W	L	OTL	SA	SV%
Adin Hill	2	102	6	3.52	0	1	1	0	45	.867
Logan Thompson	1	16	1	3.75	0	0	0	0	9	.889

OPPONENTS

WASHINGTON CAPITALS

Capital One Arena / 601 F Street NW / Washington, DC 20004

washingtoncapitals.com / p: 202.266.2200 / @Capitals

2023-24 RESULTS (0-2-1)

DATE	RESULT	ATTN	W/L GOALTENDERS	GWG GOAL
Nov. 4, 2023	at WSH 2, CBJ 1	18,573	Charlie Lindgren / Elvis Merzlikins	Sonny Milano
Nov. 18, 2023	at WSH 4, CBJ 3	18,573	Charlie Lindgren / Elvis Merzlikins	Hendrix Lapierre
Dec. 21, 2023	WSH 3, at CBJ 2 (OT)	18,172	Charlie Lindgren / Elvis Merzlikins	Alex Ovechkin

SERIES BREAKDOWN

GOALS BY PERIOD	1ST	2ND	3RD	OT	TOTAL
Columbus	0	3	3	0	6
Washington	3	4	1	1	9

SHOTS BY PERIOD	1ST	2ND	3RD	OT	TOTAL
Columbus	29	35	41	2	107
Washington	25	33	21	6	85

POWER PLAY	GOALS	ATTEMPTS	PCT
Columbus	0	8	0.0
Washington	2	8	25.0

PENALTY KILLING	KILLS	ATTEMPTS	PCT
Columbus	6	8	75.0
Washington	8	8	100.0

HEAD-TO-HEAD STATS

SKATERS

COLUMBUS	GP	G	A	P	+/-	PIM	PP	SH	GW	EN	S	%
Johnny Gaudreau	3	1	1	2	+1	0	0	0	0	0	5	20.0
Cole Sillinger	3	1	1	2	+1	0	0	0	0	0	9	12.5
Dmitri Voronkov	3	1	1	2	+1	0	0	0	0	0	5	20.0
Yegor Chinakhov	3	1	0	1	+1	0	0	0	0	0	10	10.0
Justin Danforth	3	1	0	1	0	0	0	0	0	0	7	14.3
Ivan Provorov	3	1	0	1	+1	0	0	0	0	0	5	20.0
Erik Gudbranson	3	0	1	1	0	0	0	0	0	0	1	0.0
David Jiricek	3	0	1	1	0	2	0	0	0	0	6	0.0
Sean Kuraly	3	0	1	1	-1	2	0	0	0	0	5	0.0
Kirill Marchenko	3	0	1	1	+1	0	0	0	0	0	9	0.0
Zach Werenski	3	0	1	1	-2	0	0	0	0	0	10	0.0
Emil Bemstrom	2	0	1	1	0	0	0	0	0	0	1	0.0
Boone Jenner	2	0	1	1	0	0	0	0	0	0	8	0.0
Damon Severson	2	0	1	1	0	2	0	0	0	0	3	0.0
Jake Bean	3	0	0	0	-1	6	0	0	0	0	5	0.0
Adam Fantilli	3	0	0	0	-1	0	0	0	0	0	10	0.0
Alexandre Texier	3	0	0	0	-1	2	0	0	0	0	3	0.0
Brendan Gaunce	1	0	0	0	-1	0	0	0	0	0	1	0.0
Kent Johnson	1	0	0	0	0	0	0	0	0	0	2	0.0
Patrik Laine	1	0	0	0	-1	2	0	0	0	0	2	0.0
Mathieu Olivier	1	0	0	0	0	0	0	0	0	0	1	0.0
Andrew Peeke	1	0	0	0	0	0	0	0	0	0	0	0.0
Jack Roslovic	1	0	0	0	-1	2	0	0	0	0	0	0.0

WASHINGTON	GP	G	A	P	+/-	PIM	PP	SH	GW	EN	S	%
Aliaksei Protas	3	1	3	4	+3	0	0	0	0	0	2	50.0
Alex Ovechkin	3	2	1	3	-1	0	1	0	1	0	12	16.7
Sonny Milano	2	2	1	3	+3	0	0	0	1	0	3	66.7
Hendrix Lapierre	3	1	2	3	+3	0	0	0	1	0	5	20.0
John Carlson	3	0	3	3	+1	2	0	0	0	0	10	0.0
Anthony Mantha	3	2	0	2	0	0	1	0	0	0	9	22.2
Dylan Strome	3	0	2	2	-1	0	0	0	0	0	6	0.0
Thomas Wilson	3	1	0	1	-1	2	0	0	0	0	8	12.5
Nick Jensen	3	0	1	1	-1	0	0	0	0	0	1	0.0
Rasmus Sandin	3	0	1	1	+2	0	0	0	0	0	3	0.0
Trevor van Riemsdyk	3	0	1	1	0	2	0	0	0	0	1	0.0
Beck Malensyn	3	0	0	0	-1	2	0	0	0	0	6	0.0
Nicholas Aube-Kubel	2	0	0	0	-1	0	0	0	0	0	4	0.0
Nic Dowd	2	0	0	0	-1	2	0	0	0	0	0	0.0
Joel Edmundson	2	0	0	0	0	0	0	0	0	0	2	0.0
Martin Fehervary	2	0	0	0	+1	2	0	0	0	0	3	0.0
Evgeny Kuznetsov	2	0	0	0	0	2	0	0	0	0	1	0.0
Connor McMichael	2	0	0	0	0	0	0	0	0	0	3	0.0
T.J. Oshie	2	0	0	0	+1	4	0	0	0	0	1	0.0
Matthew Phillips	2	0	0	0	-1	0	0	0	0	0	3	0.0
Alexander Alexeyev	1	0	0	0	-1	0	0	0	0	0	1	0.0
Lucas Johansen	1	0	0	0	0	0	0	0	0	0	0	0.0
Ivan Miroshnichenko	1	0	0	0	-1	0	0	0	0	0	1	0.0

GOALTENDING

COLUMBUS	GP	MIN	GA	GAA	SO	W	L	OTL	SA	SV%
Elvis Merzlikins	3	181	9	2.98	0	0	2	1	85	.894

WASHINGTON	GP	MIN	GA	GAA	SO	W	L	OTL	SA	SV%
Charlie Lindgren	3	184	6	1.96	0	3	0	0	107	.944



WINNIPEG JETS

WINNIPEG JETS

Canada Life Centre / 300 Portage Ave. / Winnipeg, MB R3C 5S4

winnipegjets.com / p: 204.987.7825 / @NHLJets

2023-24 RESULTS (0-2-0)

DATE	RESULT	ATTN	W/L GOALTENDERS	GWG GOAL
Jan. 9, 2024	at WPG 5, CBJ 0	12,512	Connor Hellebuyck / Daniil Tarasov	Brenden Dillon
Mar. 17, 2024	WPG 6, at CBJ 1	16,193	Connor Hellebuyck / Elvis Merzlikins	Nikolaj Ehlers

SERIES BREAKDOWN

GOALS BY PERIOD	1ST	2ND	3RD	OT	TOTAL
Columbus	0	0	1	-	1
Winnipeg	2	6	3	-	11

SHOTS BY PERIOD	1ST	2ND	3RD	OT	TOTAL
Columbus	19	17	24	-	60
Winnipeg	12	22	16	-	50

POWER PLAY	GOALS	ATTEMPTS	PCT
Columbus	0	5	0.0
Winnipeg	1	4	25.0

PENALTY KILLING	KILLS	ATTEMPTS	PCT
Columbus	3	4	75.0
Winnipeg	5	5	100.0

HEAD-TO-HEAD STATS

SKATERS

COLUMBUS	GP	G	A	P	+/-	PIM	PP	SH	GW	EN	S	%\
Brendan Gaunce	1	1	0	1	1	0	0	0	0	0	1	100.0
Mathieu Olivier	2	0	1	1	0	0	0	0	0	0	1	0.0
Jacob Christiansen	1	0	1	1	-1	0	0	0	0	0	2	0.0
Jake Bean	2	0	0	0	-4	2	0	0	0	0	1	0.0
Erik Gudbranson	2	0	0	0	-4	2	0	0	0	0	2	0.0
Kirill Marchenko	2	0	0	0	-3	0	0	0	0	0	7	0.0
Ivan Provorov	2	0	0	0	0	0	0	0	0	0	3	0.0
Damon Severson	2	0	0	0	-4	0	0	0	0	0	3	0.0
Cole Sillinger	2	0	0	0	-3	0	0	0	0	0	5	0.0
Alexandre Texier	2	0	0	0	-3	0	0	0	0	0	2	0.0
Dmitri Voronkov	2	0	0	0	-1	0	0	0	0	0	4	0.0
Emil Bemstrom	1	0	0	0	0	2	0	0	0	0	4	0.0
Adam Boqvist	1	0	0	0	-1	0	0	0	0	0	1	0.0
Yegor Chinakhov	1	0	0	0	-1	0	0	0	0	0	1	0.0
Justin Danforth	1	0	0	0	-2	2	0	0	0	0	2	0.0
Adam Fantilli	1	0	0	0	-3	0	0	0	0	0	2	0.0
Trey Fix-Wolansky	1	0	0	0	-1	2	0	0	0	0	1	0.0
Boone Jenner	1	0	0	0	-3	0	0	0	0	0	4	0.0
David Jiricek	1	0	0	0	0	0	0	0	0	0	2	0.0
Kent Johnson	1	0	0	0	0	2	0	0	0	0	1	0.0
Carson Meyer	1	0	0	0	1	0	0	0	0	0	3	0.0
Alex Nylander	1	0	0	0	-3	0	0	0	0	0	2	0.0
Mikael Pyyhtia	1	0	0	0	-1	0	0	0	0	0	1	0.0
Jack Roslovic	1	0	0	0	0	0	0	0	0	0	0	0.0
Zach Werenski	1	0	0	0	-4	0	0	0	0	0	3	0.0

WINNIPEG	GP	G	A	P	+/-	PIM	PP	SH	GW	EN	S	%
Cole Perfetti	1	2	1	3	2	0	0	0	0	0	3	66.7
Tyler Toffoli	1	2	1	3	3	2	0	0	0	0	2	100.0
Nikolaj Ehlers	2	1	2	3	4	0	0	0	1	0	3	33.3
Adam Lowry	2	0	2	2	1	0	0	0	0	0	1	0.0
Mark Scheifele	2	0	2	2	2	2	0	0	0	0	2	0.0
Sean Monahan	1	0	2	2	4	0	0	0	0	0	1	0.0
Brendan Dillon	2	1	0	1	2	2	0	0	1	0	2	50.0
James Morrissey	2	1	0	1	5	0	0	0	0	0	6	16.7
Vladislav Namestnikov	2	1	0	1	3	0	0	0	0	0	3	33.3
Kyle Connor	1	1	0	1	1	0	0	0	0	0	2	50.0
Logan Stanley	1	1	0	1	1	0	0	0	0	0	2	50.0
Gabriel Vilardi	1	1	0	1	1	0	1	0	0	0	1	100.0
Morgan Barron	2	0	1	1	2	0	0	0	0	0	0	0.0
Dylan DeMelo	2	0	1	1	5	0	0	0	0	0	1	0.0
Neal Pionk	2	0	1	1	2	6	0	0	0	0	4	0.0
Nate Schmidt	2	0	1	1	2	0	0	0	0	0	2	0.0
Dylan Samberg	1	0	1	1	1	0	0	0	0	0	0	0.0
Mason Appleton	2	0	0	0	1	2	0	0	0	0	5	0.0
Alex Lafallo	2	0	0	0	3	0	0	0	0	0	4	0.0
Nino Niederreiter	2	0	0	0	0	0	0	0	0	0	3	0.0
David Gustafsson	1	0	0	0	0	0	0	0	0	0	1	0.0
Axel Jonsson-Fjallby	1	0	0	0	0	0	0	0	0	0	1	0.0
Dominic Toninato	1	0	0	0	0	0	0	0	0	0	1	0.0

GOALTENDING

COLUMBUS	GP	MIN	GA	GAA	SO	W	L	OTL	SA	SV%
Daniil Tarasov	1	60	5	5.00	0	0	1	0	23	.783
Elvis Merzlikins	1	60	6	6.04	0	0	1	0	27	.778

WINNIPEG	GP	MIN	GA	GAA	SO	W	L	OTL	SA	SV%
Connor Hellebuyck	2	120	1	0.50	1	2	0	0	60	.983

OPPONENTS



TEAM TOTALS

Games Played:	1,814	Ties, Road:	15	Shorthanded Goals:	142	Shootout Wins:	79
Wins:	767	Goals (No SO Goals):	4,726	Overtime Games:	412	Shootout Wins, Home:	41
Wins, Home:	444	Goals, Home:	2,513	Overtime Wins:	192	Shootout Wins, Road:	38
Wins, Road:	323	Goals, Road:	2,213	Overtime Wins, Home:	104	Shootout Losses:	78
Regulation Losses:	827	Goals Against (No SO Goals):	5,464	Overtime Wins, Road:	88	Shootout Losses, Home:	40
Regulation Losses, Home:	357	Goals Against, Home:	2,570	Overtime Losses:	109	Shootout Losses, Road:	38
Regulation Losses, Road:	470	Goals Against, Road:	2,894	Overtime Losses, Home:	49	Shutouts For:	108
Ties:	33	Penalty Minutes:	21,794	Overtime Losses, Road:	60	Shutouts Against:	148
Ties, Home:	18	Power Play Goals:	1,055	Shootout Games:	157		

TEAM TOTALS BY SEASON

GOALS SCORED

Year	G	AVG.	Rank
2000-01	190	2.32 avg.	26th
2001-02	164	2.00 avg.	30th
2002-03	213	2.60 avg.	16th
2003-04	177	2.16 avg.	29th
2005-06	215	2.62 avg.	28th
2006-07	196	2.39 avg.	28th
2007-08	190	2.32 avg.	29th
2008-09	220	2.68 avg.	21st
2009-10	214	2.61 avg.	20th-T
2010-11	210	2.56 avg.	24th
2011-12	198	2.41 avg.	26th
2012-13	115	2.40 avg.	25th
2013-14	226	2.76 avg.	12th
2014-15	227	2.77 avg.	12th
2015-16	213	2.60 avg.	18th-T
2016-17	247	3.01 avg.	6th
2017-18	236	2.88 avg.	17th
2018-19	256	3.12 avg.	12th-T
2019-20	180	2.57 avg.	27th-T
2020-21	134	2.39 avg.	28th-T
2021-22	258	3.15 avg.	14th
2022-23	213	2.60 avg.	30th
2023-24	234	2.85 avg.	24th-T

GOALS AGAINST

Year	GA	AVG.	Rank
2000-01	233	2.84 avg.	19th
2001-02	255	3.11 avg.	28th
2002-03	263	3.21 avg.	29th
2003-04	238	2.90 avg.	24th
2005-06	276	3.37 avg.	26th
2006-07	244	2.98 avg.	16th
2007-08	210	2.56 avg.	8th
2008-09	223	2.72 avg.	9th-T
2009-10	249	3.04 avg.	24th
2010-11	250	3.05 avg.	26th
2011-12	257	3.13 avg.	28th
2012-13	115	2.40 avg.	9th-T
2013-14	214	2.61 avg.	13th
2014-15	248	3.02 avg.	25th
2015-16	248	3.02 avg.	29th
2016-17	193	2.35 avg.	2nd
2017-18	226	2.76 avg.	9th-T
2018-19	231	2.82 avg.	11th
2019-20	183	2.61 avg.	3rd-T
2020-21	184	3.29 avg.	24th-T
2021-22	297	3.62 avg.	28th
2022-23	329	4.01 avg.	31st
2023-24	298	3.63 avg.	31st

FACEOFF PERCENTAGE

Year	PCT.	Rank
2000-01	50.5	12th
2001-02	50.1	15th-T
2002-03	48.6	23rd
2003-04	47.8	25th
2005-06	49.4	20th
2006-07	50.2	14th
2007-08	52.3	4th
2008-09	51.2	11th-T
2009-10	51.0	9th
2010-11	51.2	8th-T
2011-12	50.9	9th

2012-13	52.0	4th-T
2013-14	51.6	8th-T
2014-15	49.3	17th
2015-16	49.0	24th
2016-17	48.6	20th
2017-18	48.4	26th
2018-19	50.2	16th
2019-20	48.5	26th
2020-21	45.3	30th
2021-22	48.5	21st
2022-23	48.6	23rd
2023-24	47.2	27th

SHOTS

Year	SF	AVG.	Rank
2000-01	2,082	25.4 avg.	27th
2001-02	2,046	25.0 avg.	27th
2002-03	2,143	26.1 avg.	27th
2003-04	2,280	27.8 avg.	18th
2005-06	2,250	27.4 avg.	29th
2006-07	2,273	27.7 avg.	25th
2007-08	2,378	29.0 avg.	14th
2008-09	2,370	28.9 avg.	20th-T
2009-10	2,338	28.5 avg.	26th
2010-11	2,506	30.6 avg.	14th
2011-12	2,454	29.9 avg.	14th
2012-13	1,283	26.7 avg.	27th
2013-14	2,431	29.6 avg.	19th
2014-15	2,366	28.9 avg.	24th
2015-16	2,387	29.1 avg.	21st
2016-17	2,540	31.0 avg.	9th
2017-18	2,761	33.7 avg.	5th
2018-19	2,592	31.6 avg.	16th
2019-20	2,272	32.5 avg.	6th
2020-21	1,625	29.0 avg.	21st-T
2021-22	2,463	30.0 avg.	20th-T
2022-23	2,399	29.3 avg.	26th
2023-24	2,458	30.0 avg.	20th

SHOTS AGAINST

Year	SA	AVG.	Rank
2000-01	2,475	30.2 avg.	26th
2001-02	2,469	30.1 avg.	25th
2002-03	2,641	32.2 avg.	28th
2003-04	2,623	32.0 avg.	28th
2005-06	2,762	33.7 avg.	28th
2006-07	2,345	28.6 avg.	10th
2007-08	2,247	27.4 avg.	6th-T
2008-09	2,281	27.8 avg.	3rd
2009-10	2,514	30.7 avg.	17th
2010-11	2,447	29.8 avg.	11th
2011-12	2,537	30.9 avg.	25th
2012-13	1,436	26.7 avg.	19th
2013-14	2,524	30.8 avg.	20th
2014-15	2,742	33.4 avg.	28th
2015-16	2,550	31.1 avg.	26th-T
2016-17	2,489	30.4 avg.	17th-T
2017-18	2,567	31.3 avg.	11th-T
2018-19	2,418	29.5 avg.	6th-T
2019-20	2,092	29.9 avg.	7th
2021-22	1,815	32.4 avg.	28th
2021-22	2,887	35.2 avg.	31st
2022-23	2,904	35.4 avg.	31st
2023-24	2,822	34.4 avg.	31st

PENALTY MINUTES

Year	PIM	AVG.	Rank
2000-01	1,234	15.0 avg.	15th
2001-02	1,198	14.6 avg.	20th
2002-03	1,505	18.4 avg.	2nd
2003-04	1,209	14.7 avg.	17th-T
2005-06	1,396	17.0 avg.	12th
2006-07	1,357	16.5 avg.	28th
2007-08	1,301	16.2 avg.	25th
2008-09	1,207	15.0 avg.	21st
2009-10	1,070	13.2 avg.	18th
2010-11	1,127	13.6 avg.	22nd-T
2011-12	1,053	12.6 avg.	23rd-T
2012-13	605	12.6 avg.	23rd
2013-14	910	11.1 avg.	10th
2014-15	978	11.9 avg.	28th
2015-16	995	12.1 avg.	28th
2016-17	714	8.7 avg.	9th
2017-18	565	6.9 avg.	3rd
2018-19	512	6.2 avg.	2nd
2019-20	458	6.5 avg.	2nd
2020-21	391	7.0 avg.	5th-T
2021-22	635	7.7 avg.	6th
2022-23	654	8.0 avg.	8th
2023-24	670	8.2 avg.	9th

SHUTOUTS

Year	SO
2000-01	4
2001-02	3
2002-03	5
2003-04	5
2005-06	1
2006-07	4
2007-08	11
2008-09	11
2009-10	7
2010-11	6
2011-12	2
2012-13	4
2013-14	7
2014-15	2
2015-16	1
2016-17	8
2017-18	5
2018-19	9
2019-20	7
2020-21	2
2021-22	2
2022-23	0
2023-24	1

SHUTOUTS AGAINST

Year	SO
2000-01	7
2001-02	11
2002-03	9
2003-04	11
2005-06	5
2006-07	16
2007-08	6
2008-09	6
2009-10	4
2010-11	6
2011-12	5
2012-13	5
2013-14	4
2014-15	6
2015-16	5
2016-17	5
2017-18	3
2018-19	6
2019-20	4
2020-21	5
2021-22	5
2022-23	8
2023-24	6



RECORD BY SEASON

YEAR	HOME						ROAD						OVERALL						FINISH
	GP	W	L	T	OTL	PTS	GP	W	L	T	OTL	PTS	GP	W	L	T	OTL	PTS	
2000-01	41	19	15	4	3	45	41	9	24	5	3	26	82	28	39	9	6	71	4th-T Central/13th Western
2001-02	41	14	18	5	4	37	41	8	29	3	1	20	82	22	47	8	5	57	5th Central/15th Western
2002-03	41	20	14	5	2	47	41	9	28	3	1	22	82	29	42	8	3	69	5th Central/15th Western
2003-04	41	17	18	4	2	40	41	8	27	4	2	22	82	25	45	8	4	62	4th Central/14th Western
2005-06	41	23	18	...	0	46	41	12	25	...	4	28	82	35	43	...	4	74	3rd Central/13th Western
2006-07	41	18	19	...	4	40	41	15	23	...	3	33	82	33	42	...	7	73	4th Central/11th Western
2007-08	41	20	14	...	7	47	41	14	22	...	5	33	82	34	36	...	12	80	4th Central/13th Western
2008-09	41	25	13	...	3	53	41	16	18	...	7	39	82	41	31	...	10	92	4th Central/7th Western
2009-10	41	20	12	...	9	49	41	12	23	...	6	30	82	32	35	...	15	79	5th Central/14th Western
2010-11	41	17	19	...	5	39	41	17	16	...	8	42	82	34	35	...	13	81	5th Central/13th Western
2011-12	41	17	21	...	3	37	41	12	25	...	4	28	82	29	46	...	7	65	5th Central/15th Western
2012-13	24	14	5	...	5	33	24	10	12	...	2	22	48	24	17	...	7	55	4th Central/9th Western
2013-14	41	22	15	...	4	48	41	21	17	...	3	45	82	43	32	...	7	93	4th Metropolitan/7th Eastern
2014-15	41	19	20	...	2	40	41	23	15	...	3	49	82	42	35	...	5	89	5th Metropolitan/11th Eastern
2015-16	41	18	17	...	6	42	41	16	23	...	2	34	82	34	40	...	8	76	8th Metropolitan/15th Eastern
2016-17	41	28	12	...	1	57	41	22	12	...	7	51	82	50	24	...	8	108	3rd Metropolitan/3rd Eastern
2017-18	41	26	12	...	3	55	41	19	18	...	4	42	82	45	30	...	7	97	4th Metropolitan/7th Eastern
2018-19	41	22	17	...	2	46	41	25	14	...	2	52	82	47	31	...	4	98	5th Metropolitan/8th Eastern
2019-20	36	20	12	...	4	44	34	13	10	...	11	37	70	33	22	...	15	81	6th Metropolitan/9th Eastern
2020-21	28	11	9	...	8	30	28	7	17	...	4	18	56	18	26	...	12	48	8th Central
2021-22	41	21	15	...	5	47	41	16	23	...	2	34	82	37	38	...	7	81	6th Metropolitan/10th Eastern
2022-23	41	16	23	...	2	34	41	9	25	...	7	25	82	25	48	...	9	59	8th Metropolitan/16th Eastern
2023-24	41	17	19	...	5	39	41	10	24	...	7	27	82	27	43	...	12	66	8th Metropolitan/16th Eastern

ATTENDANCE

YEAR	GP	TOTAL	AVERAGE	CAPACITY	% CAP.	SELLOUTS	YEAR	GP	TOTAL	AVERAGE	CAPACITY	% CAP.	SELLOUTS	
2000-01	41	715,513	17,452	18,136	96.2 pct.	26	2014-15	41	635,973	15,512	18,144	85.5 pct.	4	
2001-02	41	743,578	18,136	18,136	100 pct.	41	2015-16	41	601,293	14,666	18,144	80.8 pct.	4	
2002-03	41	727,522	17,744	18,136	97.8 pct.	23	2016-17	41	650,157	15,857	18,144	87.4 pct.	12	
2003-04	41	712,145	17,369	18,136	95.8 pct.	16	2017-18	41	683,004	16,659	18,144	91.8 pct.	8	
2005-06	41	688,655	16,796	18,136	92.6 pct.	9	2018-19	41	682,984	16,658	18,144	91.8 pct.	15	
2006-07	41	672,443	16,401	18,136	90.4 pct.	5	2019-20	36	608,454	16,902	18,144	93.2 pct.	13	
2007-08	41	607,757	14,823	18,144	81.7 pct.	2	2020-21*	16*	63,477	3,967*	N/A	N/A	N/A	
2008-09	41	637,284	15,544	18,144	85.7 pct.	7	2021-22	41	665,722	16,237	18,144	89.5 pct.	6	
2009-10	41	632,086	15,417	18,144	85.0 pct.	7	2022-23	40+	678,346	16,959	18,144	93.5 pct.	14	
2010-11^	40	546,350	13,659	18,144	75.3 pct.	6	2023-24	41	697,997	17,016	18,144	93.8 pct.	15	
2011-12	41	601,061	14,660	18,144	80.8 pct.	4	TOTALS*	906*	14,203,978*	N/A	N/A	N/A	N/A	
2012-13	24	349,558	14,564	18,144	80.3 pct.	3	TOTALS - SEASONS WITH NORMAL CAPACITY							
2013-14	41	602,619	14,698	18,144	81.0 pct.	6	878	14,140,501	16,105	18,144	88.8 pct.	246		

* Due to COVID-19 protocols, the Blue Jackets played 28 home games, including 12 games with no fans, one game with 10 pct. of capacity and 15 games with up to 25 pct. of capacity.

^ One game played at Ericsson Globe Arena (Stockholm, Sweden)

+ One game played at Nokia Arena (Tampere, Finland)

SPECIAL TEAMS BY SEASON

YEAR	POWER PLAY				HOME				ROAD				OVERALL			
	G	ATT	PCT	RANK	G	ATT	PCT	RANK	G	ATT	PCT	RANK	G	ATT	PCT	RANK
2000-01	37	219	16.9	20th	19	162	11.7	26th	56	381	14.7	22nd				
2001-02	29	188	15.4	20th	21	168	12.5	26th	50	356	14.0	25th				
2002-03	41	216	19.0	7th	30	194	15.5	15th	71	410	17.3	12th				
2003-04	38	227	16.7	17th	20	174	11.5	27th	58	401	14.5	24th				
2005-06	34	236	14.4	30th	30	215	14.0	27th	64	451	14.2	28th				
2006-07	41	224	18.3	16th	24	214	11.2	29th	65	438	14.8	26th				
2007-08	29	176	16.5	19th	24	180	13.3	27th-T	53	356	14.9	26th				
2008-09	23	188	12.2	30th	18	134	13.4	30th	41	322	12.7	30th				
2009-10	27	164	16.5	25th	29	144	20.1	7th	56	308	18.2	14th				
2010-11	21	166	12.6	30th	21	135	15.6	18th	42	301	14.0	29th				
2011-12	28	163	17.2	16th-T	21	154	13.6	23rd	49	317	15.5	24th				
2012-13	14	86	16.3	23rd	8	69	11.6	27th	22	155	14.2	28th				
2013-14	32	142	22.5	4th	22	138	15.9	20th	54	280	19.3	10th				
2014-15	27	123	22.0	9th	26	121	21.5	6th	53	244	21.7	5th				
2015-16	21	131	16.0	28th	22	117	18.8	15th	43	248	17.3	21st				
2016-17	22	111	19.8	13th	20	100	20.0	11th	42	211	19.9	12th				
2017-18	25	119	21.0	17th-T	14	108	13.0	30th	39	227	17.2	25th				
2018-19	17	113	15.0	26th-T	17	108	15.7	26th-T	34	221	15.4	28th				
2019-20	18	101	17.8	21st	13	88	14.8	27th	31	189	16.4	27th				
2020-21	13	68	19.1	22nd	5	49	10.2	31st	18	117	15.4	27th				
2021-22	21	111	18.9	24th	20	109	18.3	19th	41	220	18.6	24th				
2022-23	22	112	19.6	22nd	19	112	17.0	28th	41	224	18.3	26th				
2023-24	20	110	18.2	25th	12	102	11.8	31st	32	212	15.1	31st				



SPECIAL TEAMS BY SEASON Continued

YEAR	PENALTY KILL				HOME				ROAD				OVERALL			
	GA	ATT	PCT	RANK	GA	ATT	PCT	RANK	GA	ATT	PCT	RANK	GA	ATT	PCT	RANK
2000-01	30	179	83.2	21st	40	184	78.3	27th	70	363	80.7	27th				
2001-02	26	143	81.8	27th	26	163	84.0	16th	52	306	83.0	22nd				
2002-03	26	193	86.5	4th	34	216	84.3	9th	60	409	85.3	8th				
2003-04	18	152	88.2	4th	32	185	82.7	17th	50	337	85.2	9th				
2005-06	41	244	83.2	17th	54	279	80.6	18th-T	95	523	81.8	17th-T				
2006-07	37	207	82.1	20th	48	246	80.5	18th	85	453	81.2	21st				
2007-08	31	170	81.8	22nd	32	208	84.6	5th	63	378	83.3	9th				
2008-09	27	174	84.5	8th	35	172	79.6	21st	62	346	82.1	13th				
2009-10	25	153	83.7	11th-T	36	181	80.1	20th	61	334	81.7	17th				
2010-11	25	154	83.8	12th	37	160	76.9	26th	62	314	81.7	22nd				
2011-12	25	128	80.5	26th	39	146	73.3	30th	64	274	76.6	30th				
2012-13	8	67	88.1	6th	17	77	77.9	21st	25	144	82.6	11th				
2013-14	21	143	85.3	4th	29	137	78.8	25th-T	50	280	82.1	14th-T				
2014-15	30	142	78.9	27th	30	161	81.4	12th	60	303	80.2	23rd-T				
2015-16	22	126	82.5	16th	31	153	79.7	19th	53	279	81.0	19th				
2016-17	17	102	83.3	10th	22	121	81.8	13th	39	223	82.5	9th-T				
2017-18	19	105	81.9	14th	32	109	70.6	30th	51	214	76.2	26th-T				
2018-19	14	93	84.9	5th	16	107	85.0	3rd	30	200	85.0	1st-T				
2019-20	15	94	84.0	6th-T	16	75	78.7	18th-T	31	169	81.7	12th				
2020-21	18	67	73.1	31st	10	66	84.9	6th-T	28	133	79.0	20th-T				
2021-22	27	129	79.1	18th	24	109	78.0	18th	51	238	78.6	20th				
2022-23	27	123	78.0	21st	32	114	71.9	27th	59	237	75.1	25th				
2023-24	22	114	80.7	15th	34	122	72.1	31st	56	236	76.3	26th				

YEAR	SHORTHANDED				HOME				ROAD				OVERALL			
	GF	RANK	GA	RANK	GF	RANK	GA	RANK	GF	RANK	GA	RANK	GF	RANK	GA	RANK
2000-01	1	28th-T	5	20th-T	2	25th-T	3	5th-T	3	28th-T	8	14th-T				
2001-02	2	22nd-T	3	9th-T	1	22nd-T	5	19th-T	3	26th-T	8	17th-T				
2002-03	4	9th-T	3	7th-T	8	1st-T	6	26th	12	2nd-T	9	20th-T				
2003-04	2	20th-T	7	27th-T	3	22nd-T	7	27th-T	5	24th-T	14	27th-T				
2005-06	6	10th-T	6	19th-T	4	16th-T	2	2nd	10	14th-T	8	8th-T				
2006-07	2	22nd-T	3	7th-T	4	15th-T	7	23rd-T	6	21st-T	10	17th-T				
2007-08	2	23rd-T	4	13th-T	6	5th-T	1	1st	8	12th-T	5	4th-T				
2008-09	4	12th-T	6	26th-T	4	12th-T	6	24th-T	8	11th-T	12	27th				
2009-10	3	18th-T	3	16th-T	3	10th-T	6	23rd-T	6	16th-T	9	26th-T				
2010-11	1	26th-T	8	28th-T	5	8th-T	3	11th-T	6	15th-T	11	26th-T				
2011-12	3	14th-T	5	23rd-T	4	6th-T	3	14th-T	7	9th-T	8	21st-T				
2012-13	1	13th-T	1	5th-T	2	7th-T	1	6th-T	3	8th-T	2	7th-T				
2013-14	5	6th-T	3	13th-T	4	6th-T	5	20th-T	9	6th-T	8	20th-T				
2014-15	1	22nd-T	4	20th-T	4	7th-T	1	1st-T	5	17th	5	11th-T				
2015-16	3	12th-T	5	26th-T	0	28th-T	3	13th-T	3	24th-T	8	22nd-T				
2016-17	2	15th-T	1	2nd-T	8	1st-T	1	1st-T	10	2nd-T	2	1st-T				
2017-18	2	23rd-T	1	1st-T	2	20th-T	6	26th-T	4	25th-T	7	18th-T				
2018-19	6	7th-T	2	9th-T	2	23rd-T	4	15th-T	8	11th-T	6	10th				
2019-20	2	22nd-T	3	14th-T	1	23rd-T	2	5th-T	3	29th-T	5	7th-T				
2020-21	5	1st-T	0	1st-T	1	16th-T	2	10th-T	6	6th-T	2	3rd-T				
2021-22	5	8th-T	0	1st-T	2	17th-T	6	28th-T	7	12th-T	6	14th-T				
2022-23	5	8th-T	4	18th-T	0	30th-T	5	22nd-T	5	26th-T	9	21st-T				
2022-23	5	8th-T	4	18th-T	0	30th-T	5	22nd-T	5	26th-T	9	21st-T				
2023-24	1	26th-T	2	4th-T	4	11th-T	4	17th-T	5	24th-T	6	9th-T				

SITUATIONAL SCORING BY SEASON

YEAR	5-ON-5	5-ON-4	5-ON-3	4-ON-4	4-ON-3	3-ON-3	3-ON-4	3-ON-5	4-ON-5	EMPTY NET	PEN. SHOT
2000-01	115-137	45-9	7-0	6-9	1-0	0-0	1-0	0-2	2-67	9-7	2-0
2001-02	99-170	41-7	4-0	7-13	3-0	0-0	0-1	0-3	3-46	4-9	0-1
2002-03	116-178	63-8	4-0	5-9	4-0	0-0	0-1	0-5	12-54	9-4	0-0
2003-04	101-155	47-11	8-0	8-7	2-0	0-0	0-0	0-3	3-48	4-10	1-1
2005-06	123-159	53-8	7-0	7-5	3-0	0-0	1-1	0-10	8-82	3-8	1-0
2006-07	110-130	50-7	9-0	10-13	2-0	0-0	0-3	0-12	6-68	2-5	0-1
2007-08	112-126	45-1	6-0	10-10	1-0	0-0	0-2	1-7	5-52	9-9	0-2
2008-09	153-132	39-9	1-0	9-8	1-0	0-1	0-1	0-6	7-55	7-9	1-0
2009-10	136-166	47-8	5-0	5-9	1-0	0-0	0-1	1-4	5-55	11-3	1-1
2010-11	139-160	34-11	4-0	10-9	1-0	0-0	0-1	0-4	6-55	9-7	0-0
2011-12	130-162	42-6	6-0	2-8	0-0	0-0	0-1	0-1	6-63	9-12	1-0
2012-13	83-82	19-1	1-0	4-4	2-0	0-0	0-1	0-3	3-19	2-6	0-0
2013-14	148-136	46-7	5-0	4-8	3-0	0-0	1-1	0-2	8-45	8-8	1-0
2014-15	144-168	50-4	1-0	7-2	2-0	0-0	0-1	0-6	5-53	11-12	2-0
2015-16	150-161	38-9	4-0	1-2	1-0	1-4	0-1	0-4	2-44	11-18	1-0
2016-17	168-133	39-2	0-0	7-2	1-0	9-4	0-2	0-2	8-33	9-9	2-0
2017-18	169-149	36-7	1-0	2-5	1-0	8-3	0-1	0-1	3-48	10-10	0-0
2018-19	187-170	30-5	2-0	2-5	2-0	6-3	0-0	0-1	6-30	15-11	1-1
2019-20	125-122	28-6	2-0	1-4	1-0	6-7	0-4	0-0	1-26	10-6	1-0
2020-21	97-131	18-2	0-0	0-0	0-0	3-9	0-0	0-2	5-26	5-11	1-0
2021-22	177-214	37-6	2-0	5-1	0-1	7-4	0-2	0-4	7-44	18-13	0-0
2022-23	143-231	39-8	1-0	2-6	1-0	8-7	0-1	0-5	4-52	10-14	0-0
2023-24	175-196	29-7	2-0	4-4	1-0	3-9	0-2	0-0	4-53	11-19	0-0
Total	3,099-3,568	915-149	82-0	118-143	34-1	51-51	3-28	2-87	119-1,118	196-223	16-7



ALL-TIME STATISTICS

20-PLUS GOAL SEASONS

PLAYER	SEASON	DATE/OPPONENT	TGM	PGM	TOT	PLAYER	SEASON	DATE/OPPONENT	TGM	PGM	TOT
Geoff Sanderson	2000-01	Jan. 21 vs. Tampa Bay	48	48	30	Ryan Johansen	2014-15	Feb. 6 vs. St. Louis	50	50	26
Steve Heinze*	2000-01	Feb. 28 vs. Phoenix	64	61	22*	Nick Foligno	2014-15	Feb. 6 vs. St. Louis	50	49	31
Ray Whitney	2001-02	Mar. 21 vs. Detroit	70	57	21	Scott Hartnell	2014-15	Mar. 13 vs. Edmonton	68	63	28
Mike Sillinger	2001-02	Apr. 6 at Montreal	78	76	20	Cam Atkinson	2014-15	Mar. 28 at St. Louis	75	71	22
Geoff Sanderson	2002-03	Dec. 31 vs. Pittsburgh	37	37	34	Brandon Saad	2015-16	Feb. 11 vs. Anaheim	56	55	31
Ray Whitney	2002-03	Mar. 6 vs. Vancouver	66	65	24	Boone Jenner	2015-16	Feb. 22 at Boston	60	60	30
Andrew Cassels	2002-03	Apr. 4 vs. Detroit	81	78	20	Scott Hartnell	2015-16	Feb. 27 vs. Florida	63	61	23
David Vyborny	2002-03	Apr. 6 at Minnesota	79	82	20	Cam Atkinson	2015-16	Feb. 29 at NY Rangers	64	63	27
Rick Nash	2003-04	Dec. 19 vs. Calgary	31	31	41	Cam Atkinson	2016-17	Jan. 10 at Carolina	40	40	35
David Vyborny	2003-04	Mar. 14 at Minnesota	72	72	22	Nick Foligno	2016-17	Feb. 15 vs. Toronto	56	54	26
Nikolai Zherdev	2005-06	Mar. 4 at Los Angeles	60	59	27	Brandon Saad	2016-17	Mar. 4 at Ottawa	63	63	24
Rick Nash	2005-06	Mar. 15 at Chicago	66	38	31	Artemi Panarin	2017-18	Mar. 4 at San Jose	66	66	27
David Vyborny	2005-06	Apr. 15 vs. Chicago	80	78	22	Cam Atkinson	2017-18	Mar. 27 at Edmonton	77	61	24
Rick Nash	2006-07	Mar. 3 at Phoenix	66	59	27	Pierre-Luc Dubois	2017-18	Apr. 3 vs. Detroit	80	80	20
Fredrik Modin	2006-07	Mar. 25 at St. Louis	75	72	22	Cam Atkinson	2018-19	Dec. 20 vs. New Jersey	34	33	41
Rick Nash	2007-08	Dec. 31 vs. Edmonton	39	37	38	Artemi Panarin	2018-19	Jan. 31 at Winnipeg	50	48	28
Nikolai Zherdev	2007-08	Jan. 19 at Dallas	48	48	26	Pierre-Luc Dubois	2018-19	Feb. 5 at Colorado	52	52	27
Rick Nash	2008-09	Jan. 27 vs. Detroit	48	44	40	Josh Anderson	2018-19	Feb. 16 at Chicago	57	57	27
R.J. Umberger	2008-09	Feb. 19 at Toronto	59	59	26	Oliver Bjorkstrand	2018-19	Mar. 30 at Nashville	78	73	23
Kristian Huselius	2008-09	Mar. 13 at Chicago	66	65	21	Oliver Bjorkstrand	2019-20	Feb. 18 at Philadelphia	61	48	21
Rick Nash	2009-10	Jan. 16 vs. Chicago	50	50	33	Zach Werenski	2019-20	Mar. 1 vs. Vancouver	67	60	20
Antoine Vermette	2009-10	Mar. 2 vs. Vancouver	64	64	27	Boone Jenner	2021-22	Feb. 17 at Chicago	48	48	23
R.J. Umberger	2009-10	Mar. 11 vs. Atlanta	68	68	23	Patrik Laine	2021-22	Mar. 2 vs. New Jersey	54	35	26
Kristian Huselius	2009-10	Mar. 19 vs. Minnesota	71	63	23	Oliver Bjorkstrand	2021-22	Mar. 7 vs. Toronto	57	55	28
Rick Nash	2010-11	Jan. 8 at Los Angeles	42	41	32	Jack Roslovic	2021-22	Apr. 22 vs. Ottawa	78	77	22
R.J. Umberger	2010-11	Feb. 25 vs. Phoenix	60	60	25	Patrik Laine	2022-23	Mar. 7 at Pittsburgh	64	49	22
Rick Nash	2011-12	Feb. 21 vs. San Jose	60	60	30	Boone Jenner	2022-23	Mar. 11 vs. St. Louis	65	54	26
R.J. Umberger	2011-12	Apr. 7 at NY Islanders	82	77	20	Kirill Marchenko	2022-23	Mar. 28 at NY Rangers	73	50	21
Ryan Johansen	2013-14	Jan. 30 vs. Washington	54	54	33	Johnny Gaudreau	2022-23	Apr. 13 vs. Pittsburgh	81	79	21
Artem Anisimov	2013-14	Mar. 29 at Carolina	74	73	22	Boone Jenner	2023-24	Mar. 14 vs. Ottawa	66	51	22
Cam Atkinson	2013-14	Apr. 1 vs. Colorado	75	72	21	Kirill Marchenko	2023-24	Apr. 1 vs. Colorado	75	71	23

*Had 22 goals in 65 games with Columbus before being traded to Buffalo. Finished the season with 27 goals in 79 games.

TGM - Team Game Played... PGM - Player Game Played... TOT - Season Total

HAT TRICKS

HAT TRICKS FOR - 50

NO.	GOALS	PLAYER	DATE	OPPONENT	GOALTENDER	RESULT
1.	3	Geoff Sanderson	Feb. 10, 2001	Nashville	Mike Dunham	W, 3-2
2.	3	Deron Quint	Mar. 9, 2001	at Florida	Trevor Kidd	W, 7-6
3.	3	Tyler Wright *	Mar. 16, 2001	at Atlanta	Norm Maracle (2, EN)	W, 3-0
4.	3	Espen Knutsen	Jan. 24, 2002	San Jose	Evgeni Nabokov (2), Miikka Kiprusoff	W, 6-2
5.	3	Tyler Wright	Oct. 27, 2002	Los Angeles	Jamie Storr	W, 5-1
6.	3	Ray Whitney	Feb. 27, 2003	Los Angeles	Jamie Storr (2, EN)	W, 3-1
7.	3	Tyler Wright	Mar. 20, 2003	Toronto	Trevor Kidd	W, 4-3 OT
8.	4	Geoff Sanderson *	Mar. 29, 2003	at Calgary	Roman Turek (3, EN)	W, 6-4
9.	3	David Vyborny	Nov. 7, 2003	Atlanta	Byron Dafeo (2, EN)	W, 4-2
10.	3	Bryan Berard	Jan. 8, 2006	at Phoenix	Curtis Joseph	W, 5-2
11.	3	Rick Nash	Apr. 7, 2006	at Detroit	Manny Legace	L, 6-5 SO
12.	3	Rick Nash	Dec. 31, 2007	Edmonton	Dwayne Roloson (2, EN)	W, 4-2
13.	3	Nikita Filatov	Jan. 10, 2009	Minnesota	Josh Harding	W, 4-2
14.	3	Rick Nash	Jan. 27, 2009	Detroit	Chris Osgood	W, 3-2 OT
15.	3	Rick Nash	Mar. 7, 2009	at Detroit	Chris Osgood	W, 8-2
16.	3	R.J. Umberger	Nov. 30, 2009	St. Louis	Chris Mason (2, EN)	W, 5-2
17.	3	Rick Nash *	Nov. 20, 2010	at San Jose	Antero Niittymaki	W, 3-0
18.	3	Kristian Huselius	Dec. 16, 2010	at Edmonton	Nikolai Khabibulin	L, 3-6
19.	3	Matt Calvert *	Feb. 25, 2011	Phoenix	Ilya Bryzgalov	W, 5-3
20.	3	Jeff Carter	Dec. 22, 2011	at Nashville	Pekka Rinne	L, 5-6
21.	3	Jeff Carter	Feb. 21, 2012	San Jose	Antti Niemi (2), Thomas Greiss	W, 6-3
22.	3	R.J. Umberger	Mar. 23, 2012	Carolina	Cam Ward	W, 5-1
23.	3	Cam Atkinson	Apr. 5, 2012	at Colorado	Semyon Varlamov	W, 5-2
24.	3	Scott Hartnell	Mar. 24, 2015	Anaheim	John Gibson (2, EN)	W, 5-3
25.	3	Cam Atkinson	Mar. 27, 2015	at Chicago	Corey Crawford (2, EN)	W, 5-2
26.	3	Nick Foligno	Apr. 4, 2015	Pittsburgh	Marc-Andre Fleury (2, EN)	W, 5-3
27.	3	Cam Atkinson	Jan. 25, 2016	Montreal	Mike Condon	W, 5-2
28.	3	Nick Foligno	Feb. 25, 2016	New Jersey	Cory Schneider (2), Keith Kinkaid	W, 6-1
29.	3	Brandon Saad *	Apr. 2, 2016	at Carolina	Eddie Lack	W, 5-1
30.	3	Scott Hartnell	Dec. 22, 2016	Pittsburgh	Matt Murray (2), Marc-Andre Fleury	W, 7-1
31.	3	Cam Atkinson	Mar. 15, 2018	at Philadelphia	Petr Mrazek (2, EN)	W, 5-3
32.	3	Artemi Panarin	Mar. 20, 2018	at NY Rangers	Henrik Lundqvist (2, EN)	W, 5-3
33.	3	Thomas Vanek	Mar. 27, 2018	at Edmonton	Cam Talbot (2), Laurent Brossoit	W, 7-3
34.	3	Pierre-Luc Dubois	Mar. 29, 2018	at Calgary	Jon Gillies	W, 5-1
35.	3	Cam Atkinson	Nov. 17, 2018	at Carolina	Scott Darling	W, 4-1
36.	3	Cam Atkinson	Dec. 4, 2018	Calgary	David Rittich, Mike Smith (2)	L, 6-9
37.	3	Boone Jenner	Mar. 12, 2019	Boston	Tuukka Rask (2, EN)	W, 7-4

* Natural Hat Trick



HAT TRICKS Continued

HAT TRICKS FOR - 50

NO.	GOALS	PLAYER	DATE	OPPONENT	GOALTENDER	RESULT
38.	3	Gustav Nyquist	Nov. 29, 2019	Pittsburgh	Tristian Jarry (2, EN)	W, 5-2
39.	3	Zach Werenski	Dec. 31, 2019	Florida	Sergei Bobrovsky	W, 4-1
40.	3	Emil Bemstrom *	May 3, 2021	Nashville	Juuse Saros	OTL, 3-4
41.	3	Patrik Laine	Feb. 17, 2022	at Chicago	Arvid Soderblom (2, EN)	W, 7-4
42.	3	Cole Sillinger	Mar. 13, 2022	Vegas	Logan Thompson	W, 6-3
43.	3	Jack Roslovic	Apr. 9, 2022	at Detroit	Alex Nedeljkovic	OTW, 5-4
44.	3	Kirill Marchenko	Jan. 7, 2023	Carolina	Antti Raanta	4-3, SOW
45.	3	Patrik Laine	Jan. 14, 2023	at Detroit	Ville Husso	4-3, W
46.	3	Eric Robinson	Feb. 28, 2023	at Buffalo	Craig Anderson (2, EN)	5-3, W
47.	3	Boone Jenner *	Oct. 14, 2023	NY Rangers	Igor Shesterkin	5-3, W
48.	3	Kirill Marchenko *	Dec. 19, 2023	at Buffalo	Devon Levi (2), Ukko-Pekka Luukkonen	9-4, W
49.	3	Cole Sillinger	Jan. 6, 2024	Minnesota	Marc-Andre Fleury	3-4, OTL
50.	3	Alex Nylander	Mar. 4, 2024	Vegas	Adin Hill (2, EN)	6-3, W

HAT TRICKS AGAINST - 61

NO.	GOALS	PLAYER	DATE	OPPONENT	GOALTENDER	RESULT
1.	3	Bill Guerin	Feb. 4, 2002	Boston	Marc Denis	L, 0-8
2.	3	Marian Gaborik	Mar. 10, 2002	at Minnesota	Ron Tugnutt	L, 0-5
3.	3	Marian Hossa	Nov. 23, 2002	at Ottawa	J.F. Labbe	L, 2-5
4.	3	Pavel Bure	Dec. 3, 2002	at NY Rangers	Marc Denis	L, 3-5
5.	3	Joe Sakic *	Mar. 13, 2003	Colorado	Marc Denis	L, 1-5
6.	3	Peter Bondra	Nov. 29, 2003	Washington	Marc Denis (2), Fred Brathwaite	L, 3-5
7.	3	Bill Guerin	Mar. 3, 2004	at Dallas	Marc Denis	L, 2-4
8.	3	Jason Williams	Oct. 22, 2005	Detroit	Marc Denis	L, 0-6
9.	3	Alexander Frolov *	Nov. 13, 2005	Los Angeles	Martin Prusek (2), Marc Denis	L, 2-8
10.	3	Craig Conroy	Nov. 13, 2005	Los Angeles	Martin Prusek, Marc Denis (2)	L, 2-8
11.	3	Ronald Petrovicky	Dec. 9, 2005	at Atlanta	Pascal Leclaire (2, EN)	L, 2-5
12.	3	Jonathan Cheechoo	Jan. 5, 2006	at San Jose	Marc Denis	L, 3-6
13.	3	Dan Cleary	Dec. 28, 2006	Detroit	Fredrik Norrena	L, 4-7
14.	3	Ryane Clowe	Jan. 6, 2007	at San Jose	Fredrik Norrena	L, 2-5
15.	3	Joe Sakic	Oct. 13, 2007	at Colorado	Pascal Leclaire	L, 1-5
16.	3	Henrik Zetterberg *	Mar. 19, 2008	at Detroit	Fredrik Norrena	L, 1-3
17.	3	Loui Eriksson	Dec. 18, 2008	at Dallas	Pascal Leclaire	L, 5-6 SO
18.	3	Dany Heatley	Oct. 8, 2009	at San Jose	Steve Mason (2), Mathieu Garon	L, 3-6
19.	3	Steve Sullivan	Dec. 14, 2009	Nashville	Steve Mason	L, 3-5
20.	3	Alexandre Burrows	Jan. 5, 2010	at Vancouver	Steve Mason (2), Mathieu Garon	L, 3-7
21.	3	Rene Bourque	Oct. 22, 2010	Calgary	Steve Mason	L, 2-6
22.	3	Ryan Kesler	Dec. 15, 2010	at Vancouver	Mathieu Garon	L, 2-3
23.	3	Anze Kopitar	Mar. 11, 2011	Los Angeles	Steve Mason	L, 2-4
24.	3	Ryan Jones	Dec. 2, 2011	at Edmonton	Curtis Sanford	L, 3-6
25.	3	Corey Perry	Jan. 8, 2012	at Anaheim	Curtis Sanford	L, 4-7
26.	3	Viktor Stalberg	Jan. 10, 2012	at Chicago	Curtis Sanford	L, 2-5
27.	3	Corey Perry	Feb. 12, 2012	Anaheim	Steve Mason	L, 3-5
28.	3	Steve Sullivan	Jan. 23, 2013	at Phoenix	Steve Mason	L, 1-5
29.	3	James Neal	Dec. 29, 2013	Pittsburgh	Curtis McElhinney	L, 3-5
30.	3	Tyler Seguin	Oct. 14, 2014	Dallas	Sergei Bobrovsky (2, EN)	L, 2-4
31.	3	Zach Parise	Jan. 5, 2016	Minnesota	Anton Forsberg (2, EN)	L, 2-4
32.	3	Brock Nelson	Jan. 12, 2016	at NY Islanders	Anton Forsberg (2, EN)	L, 2-5
33.	3	Michael Grabner	Jan. 7, 2017	NY Rangers	Curtis McElhinney	L, 4-5
34.	3	Josh Bailey	Dec. 14, 2017	NY Islanders	Sergei Bobrovsky	W, 6-4
35.	3	Nazem Kadri	Feb. 14, 2018	at Toronto	Joonas Korpisalo	L, 3-6
36.	3	Filip Forsberg	Apr. 7, 2018	at Nashville	Joonas Korpisalo (2, EN)	L, 2-4
37.	3	Christian Fischer	Oct. 23, 2018	Arizona	Sergei Bobrovsky	L, 1-4
38.	3	Cam Fowler	Nov. 4, 2018	at Anaheim	Joonas Korpisalo	L, 2-3 OT
39.	3	Jake Guentzel	Nov. 24, 2018	at Pittsburgh	Joonas Korpisalo	L, 2-4
40.	4	Blake Wheeler	Mar. 3, 2019	Winnipeg	Sergei Bobrovsky (3, EN)	L, 2-5
41.	3	Anthony Duclair	Dec. 14, 2019	at Ottawa	Elvis Merzlikins (2), Joonas Korpisalo	L, 3-4 OT
42.	3	Alex Wennberg	Apr. 3, 2021	at Florida	Elvis Merzlikins (2, EN)	L, 2-5
43.	4	Filip Forsberg	Nov. 30, 2021	Nashville	Elvis Merzlikins (2), Joonas Korpisalo (2)	L, 0-6
44.	3	Sidney Crosby	Jan. 21, 2022	Pittsburgh	Elvis Merzlikins (2, EN)	L, 2-5
45.	3	Sam Reinhart	Jan. 31, 2022	Florida	Elvis Merzlikins	L, 4-8
46.	3	Viktor Arvidsson	Mar. 4, 2022	Los Angeles	Elvis Merzlikins	L, 3-4 OT
47.	3	Anders Lee	Mar. 10, 2022	at NY Islanders	Joonas Korpisalo	L, 0-6
48.	3	David Perron	Mar. 19, 2022	St. Louis	Elvis Merzlikins (1), Joonas Korpisalo (2)	W, 5-4
49.	3	Mikko Rantanen	Nov. 4, 2022	at Colorado	Elvis Merzlikins (2, EN)	3-6, L
50.	5	Tage Thompson	Dec. 7, 2022	Buffalo	Joonas Korpisalo-1, Elvis Merzlikins-4	4-9, L
51.	3	Kirill Kaprizov *	Feb. 26, 2023	at Minnesota	Elvis Merzlikins	2-3, OTL
52.	3	Jordan Kyrou	Mar. 11, 2023	St. Louis	Michael Hutchinson (2, EN)	2-5, L
53.	3	Jack Eichel	Mar. 19, 2023	at Vegas	Daniil Tarasov-2, Michael Hutchinson-1	2-7, L
54.	3	Rafael Harvey-Pinard	Mar. 25, 2023	at Montreal	Elvis Merzlikins	2-8, L
55.	4	Carter Verhaeghe *	Apr. 1, 2023	Florida	Michael Hutchinson	0-7, L
56.	3	Sidney Crosby	Nov. 14, 2023	Pittsburgh	Elvis Merzlikins (2, EN)	3-5, L
57.	3	Brad Marchand *	Dec. 3, 2023	at Boston	Spencer Martin	1-3, L
58.	3	Jack Hughes	Dec. 16, 2023	New Jersey	Daniil Tarasov (2, EN)	3-6, L
59.	3	Brock Boeser	Jan. 27, 2024	at Vancouver	Elvis Merzlikins	4-5, OTL
60.	3	Brady Tkachuk	Feb. 13, 2024	at Ottawa	Daniil Tarasov	3-6, L
61.	3	Steven Stamkos	Apr. 9, 2024	at Tampa Bay	Jet Greaves (2, EN)	2-5, L

* Natural Hat Trick



ALL-TIME STATISTICS

EXTRA ATTACKER GOALS

GOALS FOR - 100

NO.	DATE	OPPONENT	GOAL SCORER	TIME	PERIOD	RESULT
1.	Oct. 22, 2000	Detroit	Steve Heinze	19:00	3rd	L, 1-2 OT
2.	Jan. 6, 2001	at Vancouver	Chris Nielsen	19:17	3rd	L, 3-4
3.	Feb. 12, 2001	NY Rangers	Steve Heinze	17:43	3rd	L, 3-4
4.	Feb. 16, 2001	at Detroit	Steve Heinze	18:25	3rd	L, 2-4
5.	Oct. 14, 2001	at Chicago	Grant Marshall	16:18	1st	T, 2-2
6.	Nov. 13, 2001	St. Louis	David Vyborny	18:45	3rd	W, 3-2 OT
7.	Jan. 14, 2002	at NY Rangers	Tyler Wright	18:51	3rd	T, 2-2
8.	Dec. 14, 2002	at Detroit	Jody Shelley	1:40	3rd	L, 4-6
9.	Dec. 4, 2003	Nashville	Rick Nash	19:39	3rd	L, 2-4
10.	Jan. 8, 2004	at San Jose	Mark Hartigan	14:11	2nd	W, 3-2 OT
11.	Feb. 21, 2004	at Los Angeles	Rick Nash	18:32	3rd	L, 3-4
12.	Oct. 9, 2005	at Chicago	Jason Chimera	4:31	1st	W, 3-2
13.	Oct. 28, 2005	Minnesota	Adam Foote	19:18	3rd	W, 2-1 SO
14.	Nov. 26, 2005	at St. Louis	Luke Richardson	13:52	2nd	W, 4-3
15.	Dec. 9, 2005	at Atlanta	Nikolai Zherdev	5:16	3rd	L, 2-5
16.	Dec. 26, 2005	Chicago	Nikolai Zherdev	19:36	3rd	W, 4-3 OT
17.	Mar. 4, 2006	at Los Angeles	Nikolai Zherdev	4:35	3rd	L, 2-3
18.	Apr. 7, 2006	at Detroit	Rick Nash	19:27	3rd	L, 5-6 SO
19.	Apr. 11, 2006	at Dallas	Sergei Fedorov	18:26	3rd	L, 2-3
20.	Apr. 18, 2006	Dallas	Mark Hartigan	19:03	3rd	W, 5-4 OT
21.	Oct. 21, 2006	at Pittsburgh	Nikolai Zherdev	15:25	3rd	L, 3-5
22.	Nov. 25, 2006	Minnesota	Sergei Fedorov	14:46	3rd	W, 5-3
23.	Dec. 26, 2006	Boston	Sergei Fedorov	19:37	3rd	W, 5-4 OT
24.	Feb. 20, 2007	at St. Louis	Rick Nash	19:46	3rd	L, 4-5 SO
25.	Feb. 27, 2007	at Colorado	Rick Nash	19:31	3rd	L, 2-3
26.	Mar. 7, 2007	Los Angeles	Geoff Platt	16:34	1st	W, 3-2
27.	Mar. 30, 2007	at Chicago	Jason Chimera	11:56	2nd	L, 1-3
28.	Nov. 4, 2007	St. Louis	Manny Malhotra	15:41	1st	W, 3-0
29.	Mar. 7, 2008	Edmonton	Dan Fritsche	19:59	3rd	L, 1-2 OT
30.	Dec. 7, 2008	at Anaheim	Fredrik Modin	19:14	3rd	L, 3-5
31.	Dec. 18, 2008	at Dallas	Rick Nash	1:34	1st	L, 5-6 OT
32.	Oct. 8, 2009	at San Jose	Raffi Torres	3:35	3rd	L, 3-6
33.	Nov. 1, 2009	at Washington	Raffi Torres	19:37	3rd	W, 5-4 OT
34.	Mar. 9, 2010	at Anaheim	Derek Dorsett	8:55	1st	W, 5-2
35.	Apr. 1, 2010	at Detroit	R.J. Umberger	18:47	3rd	L, 2-3
36.	Nov. 28, 2010	at Detroit	R.J. Umberger	18:29	3rd	L, 2-4
37.	Dec. 6, 2010	Dallas	Rick Nash	19:13	3rd	W, 3-2
38.	Jan. 15, 2011	at Detroit	Rick Nash	18:56	3rd	L, 5-6
39.	Jan. 19, 2011	at Florida	Antoine Vermette	19:07	3rd	W, 3-2
40.	Feb. 8, 2011	at Pittsburgh	Samuel Pahlsson	8:08	2nd	W, 4-1
41.	Feb. 16, 2011	Los Angeles	Kris Russell	18:37	3rd	L, 3-4
42.	Mar. 12, 2011	at Carolina	Derek MacKenzie	18:59	3rd	W, 3-2
43.	Apr. 9, 2011	Buffalo	Kristian Huselius	19:37	3rd	L, 4-5
44.	Dec. 1, 2011	at Calgary	Rick Nash	19:02	3rd	W, 4-3 SO
45.	Feb. 7, 2012	Minnesota	David Savard	8:59	1st	W, 3-1
46.	Feb. 19, 2012	NY Rangers	Rick Nash	18:27	3rd	L, 2-3 OT
47.	Jan. 26, 2013	Chicago	Artem Anisimov	17:41	3rd	L, 2-3
48.	Dec. 9, 2013	at Pittsburgh	Matt Calvert	19:04	3rd	L, 1-2
49.	Mar. 18, 2014	Carolina	Boone Jenner	19:10	3rd	L, 1-3
50.	Jan. 31, 2015	at Tampa Bay	Ryan Johansen	16:34	3rd	L, 1-3
51.	Feb. 9, 2015	Los Angeles	David Savard	18:07	3rd	L, 3-4
52.	Apr. 11, 2015	at NY Islanders	Alexander Wennberg	11:11	3rd	W, 5-4 SO
53.	Apr. 11, 2015	at NY Islanders	Scott Hartnell	18:25	3rd	W, 5-4 SO
54.	Nov. 6, 2015	at Anaheim	Scott Hartnell	19:00	3rd	L, 2-4
55.	Dec. 10, 2015	at Winnipeg	Cam Atkinson	18:16	3rd	L, 4-6
56.	Jan. 2, 2016	Washington	Brandon Saad	18:52	3rd	W, 5-4 SO
57.	Jan. 5, 2016	Minnesota	Nick Foligno	19:44	3rd	L, 2-4
58.	Mar. 22, 2016	Philadelphia	Boone Jenner	18:56	3rd	W, 3-2 SO
59.	Mar. 22, 2016	Philadelphia	Cam Atkinson	19:52	3rd	W, 3-2 SO
60.	Nov. 1, 2016	Dallas	Sam Gagner (PP)	19:44	3rd	W, 3-2 OT
61.	Nov. 21, 2016	Colorado	Cam Atkinson	19:53	3rd	L, 2-3 OT
62.	Nov. 29, 2016	Tampa Bay	Josh Anderson	16:00	2nd	W, 5-1
63.	Mar. 4, 2017	at Ottawa	Sam Gagner (PP)	17:38	3rd	L, 2-3
64.	Oct. 6, 2017	NY Islanders	Ryan Murray	6:57	2nd	W, 5-0
65.	Dec. 14, 2017	NY Islanders	Nick Foligno	17:52	2nd	W, 6-4
66.	Dec. 29, 2017	at Ottawa	Zach Werenski (PP)	19:28	3rd	L, 4-5
67.	Mar. 20, 2018	at NY Rangers	Artemi Panarin	9:28	2nd	W, 5-3
68.	Mar. 31, 2018	at Vancouver	Zach Werenski	18:23	3rd	L, 4-5 OT
69.	Mar. 31, 2018	at Vancouver	Cam Atkinson	18:39	3rd	L, 4-5 OT
70.	Nov. 4, 2018	at Anaheim	Pierre-Luc Dubois	19:28	3rd	L, 2-3, OT
71.	Jan. 29, 2019	Buffalo	Pierre-Luc Dubois	3:17	1st	L, 4-5
72.	Feb. 2, 2019	St. Louis	Pierre-Luc Dubois	17:23	3rd	L, 2-4



EXTRA ATTACKER GOALS Continued

GOALS FOR - 100

NO.	DATE	OPPONENT	GOAL SCORER	TIME	PERIOD	RESULT
73.	Feb. 26, 2019	Pittsburgh	Oliver Bjorkstrand	4:55	2nd	L, 2-5
74.	Mar. 30, 2019	at Nashville	David Savard	15:58	1st	W, 5-2
75.	Dec. 17, 2019	at Detroit	Cam Atkinson	11:02	1st	W, 5-3
76.	Dec. 19, 2019	Los Angeles	Boone Jenner	18:17	3rd	W, 3-2 OT
77.	Jan. 4, 2020	San Jose	Zach Werenski	17:24	3rd	L, 2-3
78.	Feb. 7, 2020	Detroit	Zach Werenski	4:57	2nd	W, 2-0
79.	Feb. 13, 2020	at Buffalo	Markus Nutivaara	18:47	3rd	L, 3-4 OT
80.	Feb. 7, 2021	Carolina	Patrik Laine	19:03	3rd	L, 5-6
81.	Mar. 20, 2021	at Carolina	Seth Jones	19:31	3rd	W, 3-2 SO
82.	Mar. 25, 2021	Carolina	Oliver Bjorkstrand	19:44	3rd	L, 3-4 OT
83.	Mar. 30, 2021	at Tampa Bay	David Savard	19:28	2nd	W, 3-1
84.	Apr. 10, 2021	Chicago	Patrik Laine	19:11	3rd	L, 3-4
85.	Dec. 7, 2021	at Toronto	Max Domi	19:59	3rd	L, 4-5
86.	Mar. 5, 2022	Boston	Jakub Voracek	19:57	3rd	L, 4-5 SO
87.	Mar. 7, 2022	Toronto	Patrik Laine	19:12	3rd	L, 4-5
88.	Mar. 11, 2022	Minnesota	Zach Werenski	19:28	3rd	W, 3-2 SO
89.	Mar. 25, 2022	at Winnipeg	Oliver Bjorkstrand	19:46	3rd	L, 3-4 OT
90.	Nov. 4, 2022	at Colorado	Patrik Laine	7:16	2nd	3-6, L
91.	Dec. 19, 2022	Dallas	Kent Johnson	19:45	3rd	1-2, L
92.	Dec. 29, 2022	at NY Islanders	Emil Bemstrom	19:38	3rd	1-2, L
93.	Mar. 11, 2023	St. Louis	Boone Jenner	15:55	3rd	2-5, L
94.	Mar. 21, 2023	at Washington	Boone Jenner	19:13	3rd	7-6, OTW
95.	Oct. 12, 2023	Philadelphia	Patrik Laine	19:16	3rd	2-4, L
96.	Oct. 30, 2023	at Dallas	Sean Kuraly	17:10	3rd	3-5, L
97.	Nov. 16, 2023	Arizona	Damon Severson	18:03	3rd	2-3, L
98.	Nov. 18, 2023	at Washington	Johnny Gaudreau	3:27	2nd	3-4, L
99.	Dec. 10, 2023	Florida	Dmitri Voronkov	16:11	3rd	2-5, L
100.	Dec. 16, 2023	New Jersey	Alexandre Texier	18:57	3rd	3-6, L

EXTRA ATTACKER GOALS

GOALS AGAINST - 114

NO.	DATE	OPPONENT	GOAL SCORER	TIME	PERIOD	RESULT
1.	Dec. 27, 2000	at New Jersey	Jason Arnott	18:51	3rd	T, 2-2 OT
2.	Feb. 6, 2001	St. Louis	Scott Young	19:51	3rd	T, 2-2 OT
3.	Feb. 17, 2001	Pittsburgh	Robert Lang	19:10	3rd	L, 2-3 OT
4.	Dec. 31, 2001	Anaheim	Oleg Tverdovsky	18:26	3rd	W, 3-1
5.	Jan. 6, 2002	Nashville	Greg Johnson	19:15	3rd	W, 4-3
6.	Jan. 12, 2002	Chicago	Eric Daze	18:48	3rd	W, 5-4
7.	Feb. 28, 2002	Pittsburgh	Alexei Morozov	19:28	3rd	L, 3-4 OT
8.	Mar. 28, 2002	at Vancouver	Henrik Sedin	8:14	1st	L, 3-4 OT
9.	Nov. 17, 2002	at Dallas	Scott Young	18:56	3rd	L, 2-3 OT
10.	Nov. 22, 2002	at Buffalo	Taylor Pyatt	2:35	2nd	L, 4-5
11.	Feb. 21, 2003	at San Jose	Jonathan Cheechoo	16:30	1st	L, 0-6
12.	Apr. 4, 2003	Detroit	Pavel Datsyuk	19:48	3rd	T, 5-5 OT
13.	Nov. 22, 2003	NY Islanders	Oleg Kvasha	19:19	3rd	W, 2-1
14.	Dec. 2, 2003	Anaheim	Vinny Prospal	19:28	3rd	W, 2-1
15.	Jan. 8, 2004	at San Jose	Scott Thornton	19:03	3rd	W, 3-2 OT
16.	Jan. 24, 2004	Chicago	Steve Sullivan	19:19	3rd	W, 4-3
17.	Oct. 26, 2005	Nashville	Adam Hall	19:40	3rd	W, 3-2 OT
18.	Dec. 8, 2005	NY Islanders	Mark Parrish	19:23	3rd	W, 4-3 SO
19.	Jan. 14, 2006	at Florida	Nathan Horton	19:13	3rd	W, 5-4 OT
20.	Mar. 9, 2006	Phoenix	Dave Scatchard	18:13	3rd	W, 5-4
21.	Oct. 7, 2006	at Chicago	Patrick Sharp	15:41	3rd	W, 5-4
22.	Nov. 20, 2006	Nashville	Martin Erat	18:28	2nd	L, 1-3
23.	Dec. 22, 2006	Vancouver	Daniel Sedin	18:45	3rd	W, 3-2
24.	Jan. 6, 2007	at San Jose	Ryane Clowe	5:24	3rd	L, 2-5
25.	Feb. 24, 2007	at NY Rangers	Blair Betts	2:46	1st	W, 3-2
26.	Oct. 17, 2007	Dallas	Brenden Morrow	18:49	3rd	L, 2-3 SO
27.	Jan. 17, 2008	at Phoenix	Martin Hanzal	18:22	3rd	W, 4-3
28.	Nov. 3, 2008	at NY Islanders	Chris Campoli	14:15	2nd	L, 3-4 OT
29.	Nov. 7, 2008	Montreal	Sergei Kostitsyn	19:19	3rd	W, 4-3 SO
30.	Dec. 4, 2008	at San Jose	Joe Thornton	7:41	3rd	L, 2-3
31.	Feb. 24, 2009	at Calgary	Mike Cammalleri	15:12	2nd	L, 1-4
32.	Nov. 5, 2009	at Atlanta	Pavel Kubina	2:06	3rd	W, 4-3
33.	Nov. 26, 2009	at Ottawa	Jason Spezza	18:34	1st	L, 1-2
34.	Jan. 23, 2010	at Minnesota	Robbie Earl	18:52	3rd	L, 2-4
35.	Feb. 4, 2010	Dallas	Brad Richards	19:13	3rd	W, 2-1
36.	Oct. 28, 2010	Edmonton	Taylor Hall	9:57	3rd	W, 3-2 SO
37.	Dec. 31, 2010	Ottawa	Daniel Alfredsson	18:49	3rd	W, 4-3
38.	Mar. 9, 2011	St. Louis	Chris Stewart	6:23	3rd	L, 3-4
39.	Mar. 12, 2011	at Carolina	Tuomo Ruutu	19:25	3rd	W, 3-2
40.	Mar. 22, 2011	at Colorado	Daniel Winnik	19:56	3rd	L, 4-5 SO



ALL-TIME STATISTICS

EXTRA ATTACKER GOALS

GOALS AGAINST - 114

NO.	DATE	OPPONENT	GOAL SCORER	TIME	PERIOD	RESULT
41.	Oct. 12, 2011	Colorado	Gabriel Landeskog	19:19	3rd	L, 2-3 SO
42.	Oct. 22, 2011	at Ottawa	Jason Spezza	19:24	3rd	L, 3-4
43.	Dec. 8, 2011	Nashville	Patric Hornqvist	18:24	3rd	L, 3-4 OT
44.	Dec. 8, 2011	Nashville	Sergei Kostitsyn	19:47	3rd	L, 3-4 OT
45.	Jan. 10, 2012	at Chicago	Viktor Stalberg	6:32	3rd	L, 2-5
46.	Mar. 26, 2012	at Detroit	Nicklas Lidstrom	6:17	2nd	L, 2-7
47.	Mar. 19, 2013	Nashville	Mike Fisher	18:46	3rd	W, 4-3
48.	Dec. 21, 2013	Philadelphia	Wayne Simmons	18:19	3rd	W, 6-3
49.	Jan. 18, 2014	at Buffalo	Tyler Myers	19:35	3rd	W, 4-3 SO
50.	Jan. 21, 2014	Los Angeles	Robyn Regehr	16:30	3rd	W, 5-3
51.	Apr. 9, 2014	at Dallas	Trevor Daley	8:39	3rd	W, 3-1
52.	Dec. 6, 2014	at Tampa Bay	Ondrej Palat	18:47	3rd	W, 3-1
53.	Dec. 9, 2014	Philadelphia	Brayden Schenn	19:04	3rd	W, 3-2 OT
54.	Dec. 13, 2014	Pittsburgh	Kris Letang	19:49	3rd	W, 4-3 SO
55.	Apr. 6, 2015	at NY Rangers	Derek Stepan	19:32	3rd	L, 3-4 OT
56.	Oct. 27, 2015	at New Jersey	Kyle Palmieri (PP)	17:32	3rd	W, 3-1
57.	Nov. 5, 2015	at Los Angeles	Jeff Carter	19:00	3rd	W, 3-2
58.	Dec. 8, 2015	Los Angeles	Jeff Carter	18:33	3rd	L, 2-3 OT
59.	Jan. 5, 2016	Minnesota	Zach Parise	17:22	1st	L, 2-4
60.	Jan. 13, 2016	at Toronto	Brad Boyes	17:33	3rd	W, 3-1
61.	Feb. 22, 2016	at Boston	Loui Eriksson	17:03	3rd	W, 6-4
62.	Mar. 8, 2016	Detroit	Tomas Tatar	15:44	3rd	W, 5-3
63.	Mar. 8, 2016	Detroit	Andreas Athanasiou	16:30	3rd	W, 5-3
64.	Nov. 25, 2016	at Tampa Bay	Ondrej Palat	3:37	3rd	W, 5-3
65.	Dec. 18, 2016	at Vancouver	Jannik Hansen	18:51	3rd	W, 4-3 OT
66.	Dec. 29, 2016	at Winnipeg	Mathieu Perreault (PP)	18:27	3rd	W, 5-3
67.	Jan. 8, 2017	Philadelphia	Brayden Schenn	19:43	3rd	W, 2-1 OT
68.	Jan. 10, 2017	at Carolina	Brock McGinn	13:58	2nd	L, 3-5
69.	Jan. 31, 2017	at NY Rangers	Kevin Klein	18:53	3rd	W, 6-4
70.	Mar. 13, 2017	at Philadelphia	Travis Konecny	14:10	1st	W, 5-3
71.	Oct. 10, 2017	at Carolina	Jeff Skinner	18:35	3rd	W, 2-1 OT
72.	Jan. 7, 2018	Florida	Aleksander Barkov	18:26	3rd	W, 3-2 SO
73.	Jan. 18, 2018	Dallas	Alexander Radulov	17:55	3rd	W, 2-1 SO
74.	Mar. 20, 2018	at NY Rangers	Chris Kreider (PP)	18:08	3rd	W, 5-3
75.	Nov. 3, 2018	at Los Angeles	Alex Iafallo	12:03	1st	L, 1-4
76.	Nov. 26, 2018	at Detroit	Anthony Mantha	17:48	3rd	W, 7-5
77.	Dec. 22, 2018	at Philadelphia	James van Riemsdyk	18:50	3rd	W, 4-3
78.	Jan. 12, 2019	at Washington	Evgeny Kuznetsov	18:54	3rd	W, 2-1 OT
79.	Apr. 5, 2019	at NY Rangers	Pavel Buchnevich	19:53	3rd	W, 3-2 SO
80.	Oct. 7, 2019	Buffalo	Victor Olofsson (PP)	18:46	3rd	W, 4-3 OT
81.	Oct. 16, 2019	Dallas	Miro Heiskanen	18:08	1st	W, 3-2
82.	Oct. 16, 2019	Dallas	Joe Pavelski	19:55	3rd	W, 3-2
83.	Nov. 12, 2019	at Montreal	Tomas Tatar	19:19	3rd	L, 2-3 SO
84.	Nov. 21, 2019	Detroit	Tyler Bertuzzi	16:46	3rd	W, 5-4
85.	Dec. 9, 2019	at Washington	Nicklas Backstrom	17:54	3rd	W, 5-2
86.	Jan. 7, 2020	at Anaheim	Ondrej Kase	19:16	3rd	W, 4-3
87.	Feb. 2, 2020	at Montreal	Shea Weber	18:59	3rd	W, 4-3
88.	Mar. 6, 2020	at Calgary	Matthew Tkachuk	18:17	3rd	L, 2-3 OT
89.	Jan. 18, 2021	at Detroit	Bobby Ryan	19:03	3rd	W, 3-2
90.	Jan. 26, 2021	Florida	Patric Hornqvist	19:57	3rd	L, 3-4 SO
91.	May 7, 2021	Detroit	Danny DeKeyser	14:48	2nd	L, 2-5
92.	Oct. 25, 2021	Dallas	Tyler Seguin	17:41	3rd	W, 4-1
93.	Nov. 3, 2021	at Colorado	JT Compher	16:34	3rd	W, 5-4 OT
94.	Nov. 3, 2021	at Colorado	Bowen Byram	19:08	3rd	W, 5-4 OT
95.	Feb. 8, 2022	at Washington	Tom Wilson	17:34	3rd	W, 5-4
96.	Feb. 22, 2022	Toronto	Jason Spezza	17:54	3rd	W, 4-3 OT
97.	Feb. 24, 2022	at Florida	Sam Bennett	13:41	3rd	W, 6-3
98.	Mar. 19, 2022	St. Louis	David Perron	18:40	3rd	W, 5-4
99.	Mar. 26, 2022	at Minnesota	Kirill Kaprizov	18:57	3rd	L, 2-3 OTL
100.	Apr. 28, 2022	Tampa Bay	Corey Perry	16:54	3rd	W, 5-2
101.	Dec. 2, 2022	at Winnipeg	Pierre-Luc Dubois (PP)	15:30	3rd	4-1, W
102.	Dec. 9, 2022	Calgary	Michael Stone	17:26	3rd	3-1, W
103.	Dec. 17, 2022	at Boston	Taylor Hall	12:41	3rd	2-4, L
104.	Feb. 25, 2023	Edmonton	Zach Hyman	17:04	3rd	6-5, W
105.	Mar. 4, 2023	at Ottawa	Travis Hamonic	2:16	2nd	2-5, L
106.	Oct. 14, 2023	NY Rangers	Chris Kreider (PP)	19:24	3rd	5-3, W
107.	Nov. 6, 2023	at Florida	Nick Cousins	19:03	3rd	4-5, OTL
108.	Nov. 12, 2023	at NY Rangers	Alexis Lafreniere	19:49	3rd	3-4, SOL
109.	Dec. 8, 2023	St. Louis	Robert Thomas	17:38	3rd	5-2, W
110.	Dec. 14, 2023	at Toronto	Auston Matthews	18:45	3rd	6-5, OTW
111.	Dec. 14, 2023	at Toronto	Auston Matthews	6:15	3rd	6-5, OTW
112.	Dec. 27, 2023	at New Jersey	Luke Hughes	18:35	3rd	3-4, OTL
113.	Jan. 6, 2024	Minnesota	Marcus Johansson	18:28	3rd	3-4, OTL
114.	Mar. 19, 2024	at Detroit	Lucas Raymond	19:47	3rd	3-4, OTL



PENALTY SHOTS

PENALTY SHOTS FOR - 44 (16 GOALS)

NO.	DATE	OPPONENT	PLAYER	GOALTENDER	RESULT	TIME	PER.	SCORE
1.	Oct. 15, 2000	at Chicago	David Vyborny	Robbie Tallas	Goal	7:16	2nd	L, 1-2
2.	Nov. 9, 2000	San Jose	Robert Kron	Steve Shields	Unsuccessful	5:34	1st	W, 5-2
3.	Mar. 19, 2001	Nashville	David Vyborny	Tomas Vokoun	Goal	18:01	3rd	L, 1-2
4.	Mar. 14, 2002	Vancouver	Mike Sillinger	Dan Cloutier	Unsuccessful	11:38	3rd	L, 1-5
5.	Mar. 25, 2003	at Los Angeles	Andrej Nedorost	Cristobal Huet	Unsuccessful	16:09	2nd	W, 2-1 OT
6.	Feb. 2, 2004	at Phoenix	David Vyborny	Brian Boucher	Goal	1:23	2nd	T, 3-3
7.	Dec. 17, 2005	at Nashville	David Vyborny	Tomas Vokoun	Goal	14:50	3rd	L, 7-3
8.	Jan. 21, 2006	at Nashville	Trevor Letowski	Tomas Vokoun	Unsuccessful	0:28	3rd	L, 7-2
9.	Feb. 6, 2006	at Vancouver	Rick Nash	Alex Auld	Unsuccessful	13:09	2nd	L, 4-7
10.	Mar. 15, 2006	at Chicago	Dan Fritsche	Nikolai Khabibulin	Unsuccessful	6:06	2nd	L, 2-3
11.	Dec. 31, 2006	Chicago	Rick Nash	Nikolai Khabibulin	Unsuccessful	19:54	2nd	W, 3-1
12.	Oct. 19, 2007	at Buffalo	Rick Nash	Ryan Miller	Unsuccessful	12:08	2nd	W, 3-0
13.	Nov. 26, 2007	at Edmonton	Rick Nash	Dwayne Roloson	Unsuccessful	14:04	1st	L, 1-3
14.	Feb. 8, 2008	at San Jose	Rick Nash	Evgeni Nabokov	Unsuccessful	13:03	2nd	L, 2-1 OT
15.	Jan. 2, 2009	at Colorado	Rick Nash	Peter Budaj	Goal	12:33	2nd	W, 6-1
16.	Apr. 8, 2009	at Chicago	Rick Nash	Nikolai Khabibulin	Unsuccessful	8:59	1st	W, 4-3 SO
17.	Oct. 25, 2009	at Los Angeles	Rick Nash	Jonathan Quick	Unsuccessful	13:15	1st	L, 2-6
18.	Mar. 25, 2010	Chicago	Jakub Voracek	Cristobal Huet	Goal	11:02	2nd	W, 8-3
19.	Nov. 26, 2010	Detroit	Jared Boll	Jimmy Howard	Unsuccessful	8:53	2nd	L, 1-2
20.	Feb. 25, 2011	Phoenix	R.J. Umberger	Ilya Bryzgalov	Unsuccessful	3:19	1st	W, 5-3
21.	Mar. 3, 2011	at Edmonton	R.J. Umberger	Devan Dubnyk	Unsuccessful	10:15	1st	L, 2-4
22.	Mar. 4, 2011	at Calgary	Matt Calvert	Miikka Kiprusoff	Unsuccessful	12:02	2nd	L, 3-4
23.	Mar. 4, 2011	at Calgary	Antoine Vermette	Miikka Kiprusoff	Unsuccessful	9:25	3rd	L, 3-4
24.	Oct. 10, 2011	Vancouver	Maksim Mayorov	Cory Schneider	Unsuccessful	19:09	3rd	L, 2-3
25.	Mar. 25, 2012	Edmonton	Rick Nash	Devan Dubnyk	Goal	7:42	2nd	L, 3-6
26.	Jan. 11, 2014	at Winnipeg	Boone Jenner	Ondrej Pavelec	Goal	9:07	2nd	W, 6-3
27.	Dec. 13, 2014	Pittsburgh	Boone Jenner	Thomas Greiss	Goal	12:05	3rd	W, 4-3 SO
28.	Mar. 3, 2015	Washington	Scott Hartnell	Braden Holtby	Unsuccessful	8:47	2nd	L, 3-5
29.	Mar. 31, 2015	New Jersey	Brandon Dubinsky	Cory Schneider	Goal	4:40	2nd	W, 3-2 OT
30.	Feb. 16, 2016	Boston	Alexander Wennberg	Tuukka Rask	Goal	9:54	1st	L, 2-1 OT
31.	Oct. 22, 2016	at Dallas	Cam Atkinson	Kari Lehtonen	Unsuccessful	9:39	3rd	W, 3-0
32.	Feb. 26, 2017	at NY Rangers	Brandon Saad	Henrik Lundqvist	Unsuccessful	19:07	1st	W, 5-2
33.	Mar. 19, 2017	at New Jersey	Lukas Sedlak	Cory Schneider	Goal	6:32	1st	W, 4-1
34.	Mar. 19, 2017	at New Jersey	Brandon Dubinsky	Cory Schneider	Goal	6:28	2nd	W, 4-1
35.	Nov. 11, 2017	at Detroit	Josh Anderson	Jimmy Howard	Unsuccessful	19:17	1st	W, 2-1 SO
36.	Dec. 20, 2018	New Jersey	Cam Atkinson	Mackenzie Blackwood	Goal	1:15	2nd	W, 2-1
37.	Mar. 30, 2019	at Nashville	Cam Atkinson	Juuse Saros	Unsuccessful	15:13	3rd	W, 5-2
38.	Oct. 21, 2019	at Toronto	Gustav Nyquist	Frederik Andersen	Goal	1:57	OT	W, 4-3 OT
39.	Jan. 18, 2021	at Detroit	Seth Jones	Thomas Greiss	Unsuccessful	9:36	1st	W, 3-2
40.	Feb. 8, 2021	Carolina	Cam Atkinson	Alex Nedeljkovic	Goal	10:38	2nd	W, 3-2
41.	Feb. 23, 2021	Chicago	Oliver Bjorkstrand	Kevin Lankinen	Unsuccessful	3:36	2nd	L, 5-6 SO
42.	Mar. 13, 2021	Dallas	Emil Bemstrom	Jake Oettinger	Unsuccessful	9:02	3rd	W, 4-3 OT
43.	Dec. 7, 2022	Buffalo	Gustav Nyquist	Ukko-Pekka Luukkonen	Unsuccessful	1:15	2nd	4-9, L
44.	Jan. 23, 2023	at Calgary	Johnny Gaudreau	Dan Vladar	Unsuccessful	5:14	1st	3-4, OTL

PENALTY SHOTS AGAINST - 36 (29 SAVES)

NO.	DATE	OPPONENT	PLAYER	GOALTENDER	RESULT	TIME	PER.	SCORE
1.	Feb. 28, 2001	Phoenix	Jeremy Roenick	Marc Denis	Unsuccessful	17:06	2nd	W, 5-2
2.	Dec. 12, 2001	at Colorado	Shjon Podein	Marc Denis	Unsuccessful	13:42	2nd	L, 1-5
3.	Jan. 14, 2002	at NY Rangers	Manny Malhotra	Marc Denis	Unsuccessful	3:07	2nd	T, 2-2
4.	Apr. 12, 2002	Atlanta	Tony Hrkac	Marc Denis	Goal	16:23	3rd	W, 5-4 OT
5.	Jan. 23, 2003	at Colorado	Dean McAmmond	Marc Denis	Unsuccessful	7:52	1st	L, 0-5
6.	Dec. 16, 2003	at St. Louis	Pavol Demitra	Marc Denis	Unsuccessful	18:12	2nd	L, 1-2 OT
7.	Feb. 23, 2004	at San Jose	Jonathan Cheechoo	Pascal Leclaire	Goal	0:32	3rd	L, 2-4
8.	Feb. 28, 2004	Colorado	Paul Kariya	Marc Denis	Unsuccessful	10:27	2nd	W, 5-4 OT
9.	Dec. 23, 2005	Nashville	Steve Sullivan	Marc Denis	Unsuccessful	9:07	2nd	L, 4-5
10.	Mar. 5, 2006	at Anaheim	Scott Niedermayer	Pascal Leclaire	Unsuccessful	12:14	3rd	W, 3-2 SO
11.	Oct. 21, 2006	at Pittsburgh	Jordan Staal	Fredrik Norrena	Goal	7:49	3rd	L, 3-5
12.	Dec. 10, 2006	Ottawa	Peter Schaefer	Pascal Leclaire	Unsuccessful	3:55	2nd	W, 6-2
13.	Jan. 5, 2007	at Anaheim	Teemu Selanne	Fredrik Norrena	Unsuccessful	19:39	3rd	W, 4-3
14.	Jan. 26, 2007	Buffalo	Daniel Paille	Fredrik Norrena	Unsuccessful	19:42	2nd	W, 3-2
15.	Dec. 10, 2007	Anaheim	Samuel Pahlsson	Pascal Leclaire	Goal	18:44	2nd	L, 3-4 OT
16.	Mar. 9, 2008	Tampa Bay	Vincent Lecavalier	Pascal Leclaire	Goal	17:37	2nd	W, 5-3
17.	Mar. 30, 2007	at Chicago	Duncan Keith	Brian Boucher	Unsuccessful	9:39	3rd	L, 1-3
18.	Dec. 6, 2008	at Los Angeles	Patrick O'Sullivan	Steve Mason	Unsuccessful	6:43	2nd	L, 0-3
19.	Oct. 8, 2009	at San Jose	Dany Heatley	Mathieu Garon	Goal	7:08	3rd	L, 3-6
20.	Apr. 9, 2010	Detroit	Darren Helm	Steve Mason	Unsuccessful	7:26	3rd	L, 0-1 SO
21.	Dec. 26, 2010	at Chicago	Jack Skille	Mathieu Garon	Unsuccessful	16:44	2nd	L, 1-4
22.	Jan. 29, 2013	at Minnesota	Pierre-Marc Bouchard	Steve Mason	Unsuccessful	15:49	3rd	L, 2-3
23.	Nov. 22, 2013	at Vancouver	Jannik Hansen	Sergei Bobrovsky	Unsuccessful	16:33	3rd	L, 2-6
24.	Mar. 20, 2014	at Montreal	Lars Eller	Sergei Bobrovsky	Unsuccessful	3:21	3rd	W, 3-2

PENALTY SHOTS

PENALTY SHOTS AGAINST CONTINUED

NO.	DATE	OPPONENT	PLAYER	GOALTENDER	RESULT	TIME	PER.	SCORE
25.	Oct. 18, 2014	at Ottawa	Mike Hoffman	Curtis McElhinney	Unsuccessful	11:56	1st	L, 2-3
26.	Nov. 8, 2014	Tampa Bay	Nikita Kucherov	Anton Forsberg	Unsuccessful	16:10	1st	L, 4-7
27.	Jan. 19, 2015	at Minnesota	Zach Parise	Sergei Bobrovsky	Unsuccessful	9:02	2nd	W, 3-1
28.	Oct. 10, 2015	at NY Rangers	Rick Nash	Sergei Bobrovsky	Unsuccessful	17:09	1st	L, 5-2
29.	Nov. 19, 2015	at Ottawa	Mike Hoffman	Curtis McElhinney	Unsuccessful	14:09	1st	L, 1-4
30.	Jan. 20, 2016	Washington	Alex Ovechkin	Sergei Bobrovsky	Unsuccessful	10:40	3rd	L, 3-6
31.	Dec. 18, 2017	at Boston	Tim Schaller	Sergei Bobrovsky	Unsuccessful	13:06	3rd	L, 2-7
32.	Nov. 3, 2018	at Los Angeles	Dustin Brown	Sergei Bobrovsky	Goal	8:43	3rd	L, 1-4
33.	Apr. 19, 2021	at Florida	Frank Vatrano	Elvis Merzlikins	Unsuccessful	12:30	3rd	L, 2-4
34.	Dec. 6, 2022	at Pittsburgh	Teddy Blueger	Elvis Merzlikins	Unsuccessful	14:13	2nd	1-4, L
35.	Oct. 16, 2023	Detroit	Andrew Copp	Spencer Martin	Unsuccessful	11:45	3rd	0-4, L
36.	Nov. 4, 2023	at Washington	Tom Wilson	Elvis Merzlikins	Unsuccessful	6:17	1st	1-2, L

SHUTOUTS FOR - 108

NO.	DATE	OPPONENT	GOALTENDER	SAVES	SCORE	NO.	DATE	OPPONENT	GOALTENDER	SAVES	SCORE
1.	Dec. 18, 2000	at Montreal	Ron Tugnutt	27	2-0	55.	Nov. 22, 2010	Nashville	Steve Mason	27	2-0
2.	Jan. 15, 2001	Minnesota	Ron Tugnutt	31	3-0	56.	Feb. 4, 2011	at Detroit	Steve Mason	34	3-0
3.	Mar. 14, 2001	Calgary	Ron Tugnutt	30	3-0	57.	Feb. 22, 2011	Nashville	Steve Mason	20	4-0
4.	Mar. 16, 2001	at Atlanta	Ron Tugnutt	34	3-0	58.	Jan. 7, 2012	at Los Angeles	Curtis Sanford	31	1-0
5.	Nov. 27, 2001	Phoenix	Ron Tugnutt	26	3-0	59.	Mar. 1, 2012	at Colorado	Steve Mason	33	2-0
6.	Jan. 16, 2002	NY Rangers	Marc Denis	31	2-0	60.	Mar. 9, 2013	Detroit	Sergei Bobrovsky	30	3-0
7.	Mar. 2, 2002	at Los Angeles	Ron Tugnutt	30	2-0	61.	Mar. 16, 2013	Phoenix	Sergei Bobrovsky	39	1-0 SO
8.	Dec. 19, 2002	Calgary	Marc Denis	29	3-0	62.	Mar. 26, 2013	at Vancouver	Sergei Bobrovsky	34	0-1 SO
9.	Jan. 4, 2003	Phoenix	Marc Denis	23	2-0	63.	Apr. 9, 2013	San Jose	Sergei Bobrovsky	30	4-0
10.	Feb. 12, 2003	San Jose	Marc Denis	38	1-0	64.	Nov. 25, 2013	at Toronto	Sergei Bobrovsky	18	6-0
11.	Mar. 15, 2003	Minnesota	Marc Denis	24	5-0	65.	Dec. 3, 2013	Tampa Bay	Bobrovsky/McElhinney	26	1-0
12.	Apr. 2, 2003	Minnesota	Marc Denis	27	3-0	66.	Dec. 6, 2013	Minnesota	Curtis McElhinney	20	4-0
13.	Oct. 11, 2003	NY Rangers	Marc Denis	25	5-0	67.	Jan. 2, 2014	at Phoenix	Curtis McElhinney	34	2-0
14.	Nov. 20, 2003	Detroit	Marc Denis	25	3-0	68.	Jan. 10, 2014	Carolina	Sergei Bobrovsky	36	3-0
15.	Jan. 2, 2004	at Tampa Bay	Marc Denis	37	2-0	69.	Mar. 8, 2014	at Nashville	Sergei Bobrovsky	28	1-0
16.	Mar. 2, 2004	at Carolina	Marc Denis	25	3-0	70.	Apr. 3, 2014	at Philadelphia	Sergei Bobrovsky	37	2-0
17.	Mar. 24, 2004	Minnesota	Marc Denis	20	2-0	71.	Apr. 6, 2014	NY Islanders	Sergei Bobrovsky	31	4-0
18.	Dec. 28, 2005	Anaheim	Marc Denis	40	1-0	72.	Dec. 16, 2014	at Detroit	Sergei Bobrovsky	30	1-0 SO
19.	Oct. 27, 2006	Los Angeles	Pascal Leclaire	38	2-0	73.	Apr. 8, 2015	Toronto	Sergei Bobrovsky	35	5-0
20.	Dec. 2, 2006	at Edmonton	Fredrik Norrena	21	4-0	74.	Nov. 20, 2015	Nashville	Sergei Bobrovsky	39	4-0
21.	Dec. 5, 2006	at Colorado	Fredrik Norrena	42	3-0	75.	Oct. 22, 2016	at Dallas	Sergei Bobrovsky	32	3-0
22.	Feb. 16, 2007	San Jose	Fredrik Norrena	29	3-0	76.	Oct. 28, 2016	at Anaheim	Sergei Bobrovsky	35	4-0
23.	Oct. 5, 2007	Anaheim	Pascal Leclaire	28	4-0	77.	Nov. 4, 2016	Montreal	Sergei Bobrovsky	30	10-0
24.	Oct. 10, 2007	Phoenix	Pascal Leclaire	32	3-0	78.	Feb. 25, 2017	NY Islanders	Joonas Korpisalo	24	7-0
25.	Oct. 19, 2007	at Buffalo	Pascal Leclaire	21	3-0	79.	Mar. 2, 2017	Minnesota	Sergei Bobrovsky	38	1-0
26.	Oct. 25, 2007	St. Louis	Pascal Leclaire	36	3-0	80.	Mar. 5, 2017	at New Jersey	Sergei Bobrovsky	20	3-0
27.	Nov. 4, 2007	St. Louis	Pascal Leclaire	21	3-0	81.	Mar. 7, 2017	New Jersey	Sergei Bobrovsky	33	2-0
28.	Nov. 23, 2007	at Minnesota	Pascal Leclaire	32	4-0	82.	Mar. 25, 2017	Philadelphia	Sergei Bobrovsky	36	1-0
29.	Dec. 26, 2007	Atlanta	Pascal Leclaire	21	2-0	83.	Oct. 6, 2017	NY Islanders	Sergei Bobrovsky	29	5-0
30.	Jan. 24, 2008	at Chicago	Pascal Leclaire	30	1-0	84.	Nov. 17, 2017	NY Rangers	Sergei Bobrovsky	36	2-0
31.	Feb. 23, 2008	at Montreal	Pascal Leclaire	31	3-0	85.	Nov. 22, 2017	Calgary	Sergei Bobrovsky	22	1-0 OT
32.	Mar. 18, 2008	Calgary	Fredrik Norrena	18	3-0	86.	Dec. 9, 2017	Arizona	Sergei Bobrovsky	35	1-0
33.	Mar. 26, 2008	Chicago	Fredrik Norrena	17	4-0	87.	Mar. 22, 2018	Florida	Sergei Bobrovsky	33	4-0
34.	Nov. 22, 2008	at Atlanta	Steve Mason	15	2-0	88.	Dec. 17, 2018	Vegas	Sergei Bobrovsky	28	1-0
35.	Nov. 29, 2008	Washington	Steve Mason	26	3-0	89.	Dec. 23, 2018	at New Jersey	Sergei Bobrovsky	39	3-0
36.	Dec. 27, 2008	Philadelphia	Steve Mason	20	3-0	90.	Feb. 12, 2019	Washington	Sergei Bobrovsky	20	3-0
37.	Dec. 29, 2008	at Los Angeles	Steve Mason	24	2-0	91.	Feb. 22, 2019	at Ottawa	Sergei Bobrovsky	22	3-0
38.	Dec. 31, 2008	at Anaheim	Steve Mason	27	2-0	92.	Feb. 23, 2019	San Jose	Sergei Bobrovsky	26	4-0
39.	Jan. 9, 2009	at Washington	Steve Mason	45	3-0	93.	Mar. 15, 2019	Carolina	Sergei Bobrovsky	46	3-0
40.	Jan. 30, 2009	Ottawa	Steve Mason	17	1-0	94.	Mar. 24, 2019	at Vancouver	Sergei Bobrovsky	21	5-0
41.	Feb. 10, 2009	Colorado	Daniel LaCosta	31	3-0	95.	Mar. 26, 2019	NY Islanders	Sergei Bobrovsky	26	4-0
42.	Feb. 26, 2009	at Edmonton	Steve Mason	19	1-0	96.	Mar. 31, 2019	at Buffalo	Sergei Bobrovsky	38	4-0
43.	Mar. 10, 2009	Boston	Steve Mason	35	2-0	97.	Nov. 25, 2019	Ottawa	Joonas Korpisalo	25	1-0
44.	Mar. 26, 2009	Calgary	Steve Mason	33	5-0	98.	Dec. 16, 2019	Washington	Joonas Korpisalo	30	3-0
45.	Oct. 10, 2009	at Phoenix	Mathieu Garon	36	2-0	99.	Jan. 11, 2020	at Vegas	Elvis Merzlikins	27	3-0
46.	Dec. 9, 2009	Florida	Steve Mason	32	3-0	100.	Jan. 14, 2020	Boston	Elvis Merzlikins	34	3-0
47.	Dec. 28, 2009	Detroit	Steve Mason	34	1-0 OT	101.	Jan. 18, 2020	New Jersey	Elvis Merzlikins	41	5-0
48.	Jan. 10, 2010	Dallas	Mathieu Garon	26	2-0	102.	Feb. 4, 2020	Florida	Elvis Merzlikins	32	1-0 OT
49.	Feb. 6, 2010	Buffalo	Steve Mason	28	4-0	103.	Feb. 7, 2020	Detroit	Elvis Merzlikins	16	2-0
50.	Feb. 10, 2010	San Jose	Steve Mason	40	3-0	104.	Feb. 18, 2021	Nashville	Elvis Merzlikins	32	3-0
51.	Apr. 9, 2010	Detroit	Steve Mason	45	0-1 SO	105.	Apr. 27, 2021	Detroit	Elvis Merzlikins	41	1-0 SO
52.	Nov. 2, 2010	Montreal	Mathieu Garon	29	3-0	106.	Nov. 24, 2021	Winnipeg	Elvis Merzlikins	36	3-0
53.	Nov. 4, 2010	at Atlanta	Mathieu Garon	25	3-0	107.	Jan. 13, 2022	at Carolina	Elvis Merzlikins	31	6-0
54.	Nov. 20, 2010	at San Jose	Mathieu Garon	35	3-0	108.	Jan. 30, 2024	at St. Louis	Elvis Merzlikins	21	1-0



SHUTOUTS AGAINST - 148

NO.	DATE	OPPONENT	GOALTENDER	SAVES	SCORE	NO.	DATE	OPPONENT	GOALTENDER	SAVES	SCORE
1.	Nov. 1, 2000	at Dallas	Ed Belfour	14	0-4	75.	Apr. 9, 2010	Detroit	Jimmy Howard	22	0-1 SO
2.	Nov. 17, 2000	Florida	Trevor Kidd	30	0-3	76.	Dec. 3, 2010	at Buffalo	Ryan Miller	19	0-5
3.	Nov. 24, 2000	at Dallas	Ed Belfour	23	0-3	77.	Jan. 7, 2011	at Anaheim	Jonas Hiller	27	0-6
4.	Dec. 3, 2000	at Chicago	Jocelyn Thibault	29	0-5	78.	Mar. 17, 2011	Detroit	Joey MacDonald	37	0-2
5.	Dec. 26, 2000	at St. Louis	Brent Johnson	24	0-5	79.	Mar. 20, 2011	New Jersey	Martin Brodeur	13	0-3
6.	Mar. 27, 2001	at Calgary	Fred Brathwaite	19	0-3	80.	Mar. 24, 2011	at Phoenix	Ilya Bryzgalov	28	0-3
7.	Mar. 29, 2001	at Los Angeles	Felix Potvin	27	0-3	81.	Apr. 5, 2011	at Dallas	Kari Lehtonen	23	0-3
8.	Oct. 20, 2001	Colorado	Patrick Roy	24	0-5	82.	Jan. 19, 2012	Nashville	Pekka Rinne	38	0-3
9.	Oct. 27, 2001	at San Jose	Evgeni Nabokov	16	0-2	83.	Jan. 31, 2012	at San Jose	Antti Niemi	30	0-6
10.	Nov. 9, 2001	Edmonton	Tommy Salo	23	0-3	84.	Feb. 24, 2012	Colorado	Semyon Varlamov	28	0-5
11.	Nov. 21, 2001	Detroit	Manny Legace	38	0-1 OT	85.	Mar. 14, 2012	at Edmonton	Devan Dubnyk	22	0-3
12.	Dec. 5, 2001	at Florida	Roberto Luongo	23	0-2	86.	Apr. 3, 2012	at Phoenix	Mike Smith	54	0-2
13.	Dec. 6, 2001	at Tampa Bay	Nikolai Khabibulin	27	0-1	87.	Jan. 24, 2013	at Colorado	Semyon Varlamov	33	0-4
14.	Dec. 8, 2001	Colorado	Patrick Roy	26	0-2	88.	Feb. 24, 2013	at Chicago	Corey Crawford	28	0-1
15.	Feb. 4, 2002	Boston	John Grahame	30	0-8	89.	Mar. 16, 2013	Phoenix	Mike Smith	23	1-0 SO
16.	Feb. 9, 2002	Nashville	Tomas Vokoun	25	0-1 OT	90.	Mar. 26, 2013	at Vancouver	Cory Schneider	17	0-1 SO
17.	Mar. 10, 2002	at Minnesota	Dwayne Roloson	14	0-5	91.	Apr. 7, 2013	Minnesota	Niklas Backstrom	24	0-3
18.	Apr. 14, 2002	at Chicago	Jocelyn Thibault	28	0-2	92.	Nov. 2, 2013	Pittsburgh	Jeff Zatkoff	19	0-3
19.	Dec. 23, 2002	Detroit	Curtis Joseph	33	0-1	93.	Nov. 19, 2013	at Edmonton	Devan Dubnyk	14	0-7
20.	Jan. 23, 2003	at Colorado	Patrick Roy	18	0-5	94.	Nov. 27, 2013	Nashville	Marek Mazanec	19	0-4
21.	Feb. 19, 2003	at Anaheim	J-S Giguere	26	0-2	95.	Mar. 23, 2014	at NY Islanders	Evgeni Nabokov	41	0-2
22.	Feb. 21, 2003	at San Jose	Evgeni Nabokov	29	0-6	96.	Nov. 18, 2014	Detroit	Jimmy Howard	28	0-5
23.	Feb. 25, 2003	at Nashville	Tomas Vokoun	19	0-5	97.	Nov. 28, 2014	Vancouver	Ryan Miller	31	0-5
24.	Mar. 11, 2003	Dallas	Ron Tugnutt	25	0-2	98.	Dec. 16, 2014	at Detroit	Jimmy Howard	29	1-0 SO
25.	Mar. 24, 2003	at Anaheim	J-S Giguere	29	0-5	99.	Jan. 21, 2015	at Winnipeg	Michael Hutchinson	29	0-4
26.	Mar. 28, 2003	at Edmonton	Jussi Markkanen	26	0-4	100.	Feb. 28, 2015	New Jersey	Cory Schneider	33	0-2
27.	Apr. 1, 2003	at Philadelphia	Roman Cechmanek	10	0-4	101.	Mar. 7, 2015	Colorado	Semyon Varlamov	44	0-4
28.	Oct. 23, 2003	Tampa Bay	John Grahame	20	0-1	102.	Oct. 22, 2015	NY Islanders	Jaroslav Halak	37	0-4
29.	Nov. 1, 2003	at Calgary	Jamie McLennan	15	0-3	103.	Nov. 19, 2015	at Ottawa	Craig Anderson	25	0-3
30.	Nov. 14, 2003	Boston	Felix Potvin	24	0-4	104.	Feb. 19, 2016	Buffalo	Robin Lehner	38	0-4
31.	Dec. 31, 2003	San Jose	Evgeni Nabokov	26	0-1	105.	Mar. 5, 2016	at Philadelphia	Steve Mason	19	0-6
32.	Jan. 3, 2004	at Florida	Roberto Luongo	42	0-1	106.	Mar. 13, 2016	Tampa Bay	Ben Bishop	37	0-4
33.	Jan. 6, 2004	at Colorado	David Aebischer	35	0-6	107.	Nov. 23, 2016	Calgary	Chad Johnson	34	0-2
34.	Jan. 22, 2004	at Chicago	Craig Anderson	30	0-7	108.	Jan. 5, 2017	at Washington	Braden Holtby	29	0-5
35.	Feb. 4, 2004	at Dallas	Marty Turco	18	0-1	109.	Jan. 19, 2017	Ottawa	Mike Condon	42	0-2
36.	Mar. 6, 2004	Vancouver	Johan Hedberg	32	0-4	110.	Feb. 9, 2017	Vancouver	Ryan Miller	33	0-3
37.	Mar. 18, 2004	at Calgary	Miikka Kiprusoff	23	0-2	111.	Feb. 28, 2017	at Montreal	Carey Price	26	0-1 OT
38.	Mar. 29, 2004	at Buffalo	Martin Biron	23	0-6	112.	Oct. 19, 2017	Tampa Bay	Andrei Vasilevskiy	43	0-2
39.	Oct. 22, 2005	Detroit	Manny Legace	17	0-6	113.	Dec. 31, 2017	Tampa Bay	Andrei Vasilevskiy	21	0-5
40.	Nov. 16, 2005	St. Louis	Curtis Sanford	36	0-2	114.	Jan. 4, 2018	at Colorado	Jonathan Bernier	34	0-2
41.	Nov. 25, 2005	Colorado	David Aebischer	35	0-5	115.	Dec. 8, 2018	Washington	Braden Holtby	28	0-4
42.	Jan. 18, 2006	Detroit	Chris Osgood	26	0-4	116.	Jan. 8, 2019	at Tampa Bay	Andrei Vasilevskiy	31	0-4
43.	Mar. 2, 2006	at Colorado	David Aebischer	24	0-1	117.	Feb. 14, 2019	NY Islanders	Thomas Greiss	31	0-3
44.	Oct. 14, 2006	at Minnesota	Manny Fernandez	24	0-5	118.	Mar. 2, 2019	Edmonton	Mikko Koskinen	30	0-4
45.	Oct. 23, 2006	San Jose	Vesa Toskala	23	0-3	119.	Mar. 7, 2019	at Pittsburgh	Matt Murray	25	0-3
46.	Oct. 28, 2006	at New Jersey	Martin Brodeur	22	0-1	120.	Mar. 11, 2019	at NY Islanders	Thomas Greiss	31	0-2
47.	Nov. 12, 2006	at Chicago	Brian Boucher	28	0-1	121.	Nov. 2, 2019	Calgary	David Rittich	30	0-3
48.	Nov. 17, 2006	Colorado	Peter Budaj	25	0-3	122.	Nov. 30, 2019	at NY Islanders	T. Greiss/S. Varlamov	9/30	0-2
49.	Nov. 28, 2006	at Vancouver	Roberto Luongo	24	0-1	123.	Dec. 12, 2019	at Pittsburgh	Tristan Jarry	17	0-1 OT
50.	Dec. 20, 2006	at Detroit	Dominik Hasek	27	0-5	124.	Feb. 28, 2020	Minnesota	Alex Stalock	24	0-5
51.	Dec. 23, 2006	at NY Islanders	Rick DiPietro	26	0-4	125.	Feb. 25, 2021	Chicago	Malcolm Subban	26	0-2
52.	Jan. 3, 2007	at Los Angeles	Mathieu Garon	26	0-3	126.	Mar. 6, 2021	at Dallas	Jake Oettinger	21	0-5
53.	Jan. 12, 2007	at Nashville	Tomas Vokoun	22	0-2	127.	Mar. 22, 2021	Carolina	Alex Nedeljkovic	19	0-3
54.	Jan. 18, 2007	at Nashville	Chris Mason	33	0-4	128.	Apr. 4, 2021	at Florida	Chris Driedger	32	0-3
55.	Feb. 6, 2007	Phoenix	Curtis Joseph	28	0-3	129.	Apr. 27, 2021	Detroit	Thomas Greiss	33	1-0 SO
56.	Feb. 22, 2007	Edmonton	Dwayne Roloson	28	0-4	130.	Oct. 29, 2021	at NY Rangers	Igor Shesterkin	31	0-4
57.	Mar. 9, 2007	Dallas	Marty Turco	30	0-3	131.	Nov. 30, 2021	at Nashville	Juuse Saros	27	0-6
58.	Mar. 16, 2007	at San Jose	Vesa Toskala	35	0-3	132.	Jan. 26, 2022	Calgary	Jacob Markstrom	23	0-6
59.	Apr. 3, 2007	at Detroit	Dominik Hasek	35	0-3	133.	Feb. 25, 2022	at Carolina	Frederik Andersen	19	0-4
60.	Nov. 29, 2007	at Vancouver	Roberto Luongo	26	0-2	134.	Mar. 10, 2022	at NY Islanders	Ilya Sorokin	25	0-6
61.	Dec. 15, 2007	at Boston	Alexander Auld	32	0-2	135.	Oct. 28, 2022	Boston	Linus Ullmark	30	0-4
62.	Mar. 4, 2008	at Calgary	Miikka Kiprusoff	39	0-1	136.	Dec. 13, 2022	at Florida	Sergei Bobrovsky	22	0-4
63.	Mar. 25, 2008	at Nashville	Dan Ellis	36	0-3	137.	Jan. 3, 2023	at Ottawa	Anton Forsberg	22	0-4
64.	Mar. 28, 2008	Nashville	Dan Ellis	43	0-2	138.	Jan. 8, 2023	at Washington	Darcy Kuemper	38	0-1
65.	Apr. 5, 2008	at St. Louis	Manny Legace	25	0-3	139.	Feb. 10, 2023	Toronto	Ilya Samsonov	30	0-3
66.	Dec. 6, 2008	at Los Angeles	Jason LaBarbera	23	0-3	140.	Feb. 23, 2023	Minnesota	Marc-Andre Fleury	30	0-2
67.	Dec. 20, 2008	at Phoenix	Ilya Bryzgalov	33	0-2	141.	Apr. 1, 2023	Florida	Alex Lyon	21	0-7
68.	Dec. 23, 2008	Los Angeles	Jonathan Quick	24	0-3	142.	Apr. 8, 2023	NY Rangers	Igor Shesterkin	20	0-4
69.	Jan. 6, 2009	at Detroit	Ty Conklin	23	0-3	143.	Oct. 16, 2023	Detroit	James Reimer	23	0-4
70.	Mar. 15, 2009	Detroit	Chris Osgood	23	0-4	144.	Oct. 28, 2023	NY Islanders	Semyon Varlamov	34	0-2
71.	Apr. 5, 2009	Chicago	Nikolai Khabibulin	20	0-1 OT	145.	Jan. 9, 2024	at Winnipeg	Connor Hellebuyck	23	0-5
72.	Jan. 14, 2010	at Chicago	Cristobal Huet	24	0-3	146.	Mar. 12, 2024	at Montreal	Cayden Primeau	41	0-3
73.	Mar. 8, 2010	at Los Angeles	Jonathan Quick	11	0-6	147.	Apr. 7, 2024	at Carolina	Frederik Andersen	23	0-3
74.	Mar. 20, 2010	at Nashville	Pekka Rinne	33	0-1 OT	148.	Apr. 11, 2024	at Florida	Sergei Bobrovsky	25	0-4

OVERTIME RECORD BY SEASON

YEAR	HOME					ROAD					OVERALL				
	GP	W	L	T	PTS	GP	W	L	T	PTS	GP	W	L	T	PTS
2000-01	9	2	3	4	11	9	1	3	5	10	18	3	6	9	21
2001-02	11	2	4	5	13	4	0	1	3	4	15	2	5	8	17
2002-03	9	2	2	5	11	6	2	1	3	8	15	4	3	8	19
2003-04	10	4	2	4	14	8	2	2	4	10	18	6	4	8	24
YEAR	GP	W	L	SO	PTS	GP	W	L	SO	PTS	GP	W	L	SO	PTS
2005-06	8	8	0	0	16	10	6	1	3	16	18	14	1	3	32
2006-07	8	4	1	3	12	8	5	1	2	13	16	9	2	5	25
2007-08	9	2	3	4	11	8	3	1	4	11	17	5	4	8	22
2008-09	10	7	1	2	17	11	4	2	5	15	21	11	3	7	32
2009-10	12	3	3	6	15	8	2	2	4	10	20	5	5	10	25
2010-11	11	6	1	4	17	12	4	4	4	16	23	10	5	8	33
2011-12	4	1	1	2	5	9	5	1	3	14	13	6	2	5	19
2012-13	10	5	2	3	15	7	5	1	1	12	17	10	3	4	27
2013-14	5	1	2	2	6	10	7	3	0	17	15	8	5	2	23
2014-15	9	7	1	1	16	10	7	2	1	17	19	14	3	2	33
2015-16	13	7	4	2	20	3	1	0	2	4	16	8	4	4	24
2016-17	7	6	1	0	13	12	5	5	2	17	19	11	6	2	30
2017-18	12	9	2	1	21	10	6	1	3	16	22	15	3	4	37
2018-19	5	3	1	1	8	9	7	2	0	16	14	10	3	1	24
2019-20	10	6	3	1	16	13	2	8	3	15	23	8	11	4	31
2020-21	12	4	5	3	16	6	2	4	0	8	18	6	9	3	24
2021-22	10	5	2	3	15	8	6	2	0	14	18	11	4	3	29
2022-23	9	7	1	1	16	10	3	7	0	13	19	10	8	1	29
2023-24	8	3	4	1	11	10	3	6	1	13	18	6	10	2	24
TOTALS	211	104	49	58	315	201	88	60	43	289	412	192	109	111	604

OVERTIME RECORD BY TEAM

TEAM	HOME						ROAD						OVERALL					
	GP	W	L	T	SO	PTS	GP	W	L	T	SO	PTS	GP	W	L	T	SO	PTS
ANA	8	4	3	0	1	12	8	4	2	1	1	12	16	8	5	1	2	24
ARI	4	2	0	1	1	6	7	2	1	3	1	9	11	4	1	4	2	15
BOS	8	3	2	0	1	11	7	2	3	0	2	9	15	5	5	0	5	20
BUF	3	2	0	1	0	5	5	2	3	0	0	7	8	4	3	1	0	12
CGY	6	2	2	0	2	8	10	6	3	0	1	16	16	8	5	0	3	24
CAR	5	3	2	0	0	8	8	5	3	0	0	13	13	8	5	0	0	21
CHI	14	5	2	1	6	19	8	2	3	1	2	10	22	7	5	2	8	29
COL	7	3	2	1	1	10	4	2	0	0	2	6	11	5	2	1	3	16
DAL	11	6	1	0	4	17	4	2	1	0	1	6	15	8	2	0	5	23
DET	15	7	4	1	3	22	15	8	3	0	4	23	30	15	7	1	7	45
EDM	9	5	1	3	0	14	5	3	1	0	1	8	14	8	2	3	1	22
FLA	8	5	1	0	2	13	7	5	1	0	1	12	15	10	2	0	3	25
LAK	11	6	3	0	2	17	4	1	2	1	0	5	15	7	5	1	2	22
MIN	7	4	1	1	1	11	11	6	4	0	1	17	18	10	5	1	2	28
MTL	2	1	0	0	1	3	7	3	2	1	1	10	9	4	2	1	2	13
NSH	11	5	4	0	2	16	10	3	1	5	13	21	8	5	1	7	29	
NJD	2	2	0	0	0	4	7	3	1	1	2	10	9	5	1	1	2	14
NYI	9	4	3	1	1	13	7	4	2	0	1	11	16	8	5	1	2	24
NYR	1	0	0	0	1	1	8	3	2	1	2	11	9	3	2	1	3	12
OTT	6	3	0	1	2	9	4	2	1	1	0	6	10	5	1	2	2	15
PHI	12	8	2	2	0	20	4	2	1	1	0	6	16	10	3	3	0	26
PIT	10	6	3	0	1	16	5	0	3	0	2	5	15	6	6	0	3	21
SEA	1	1	0	0	0	2	1	1	0	0	0	2	2	2	0	0	0	4
STL	10	3	3	2	2	13	10	1	5	1	3	11	20	4	8	3	5	24
SJS	5	2	1	0	2	7	5	3	2	0	0	8	10	5	3	0	2	15
TBL	3	0	2	1	0	3	4	0	2	0	2	4	7	0	4	1	2	7
TOR	3	3	0	0	0	6	5	4	0	1	0	9	8	7	0	1	0	15
VAN	10	5	2	2	1	15	11	5	4	0	2	16	21	10	6	2	3	31
VGK	1	0	0	0	1	1	0	0	0	0	0	0	1	0	0	0	1	1
WSH	7	2	5	0	0	9	9	4	3	1	1	13	16	6	8	1	1	22
WPG	2	2	0	0	0	4	1	0	1	0	0	1	3	2	1	0	0	5
TOT	211	104	49	18	40	315	201	88	60	15	43	289	412	192	105	33	78	604

OVERTIME WINS - 113

NO.	DATE	OPPONENT	GAME-WINNING GOAL	ASSIST(S)	GOALTENDER	TIME	RESULT
1.	Dec. 8, 2000	Boston	Geoff Sanderson	Frantisek Kucera, Lyle Odelein	Peter Skudra	4:51	3-2
2.	Mar. 9, 2001	at Florida	Robert Kron (SH)	Jamie Pushor	Trevor Kidd	0:43	7-6
3.	Apr. 8, 2001	Chicago	Tyler Wright	Deron Quint	Steve Passmore	2:41	4-3
4.	Nov. 13, 2001	St. Louis	Ray Whitney (PP)	Robert Kron, Marc Denis	Brent Johnson	4:55	3-2
5.	Apr. 12, 2002	Atlanta	Jaroslav Spacek (PP)	Mike Sillinger, Ray Whitney	Milan Hnilicka	0:29	5-4
6.	Feb. 13, 2003	at Montreal	Jaroslav Spacek (PP)	Andrew Cassels, Ray Whitney	Jose Theodore	0:28	2-1
7.	Mar. 6, 2003	Vancouver	Rick Nash	Jaroslav Spacek	Alexander Auld	2:02	5-4
8.	Mar. 20, 2003	Toronto	Tyler Wright	Ray Whitney	Trevor Kidd	4:16	4-3
9.	Mar. 25, 2003	at Los Angeles	Andrew Cassels	Unassisted	empty net	4:12	2-1
10.	Jan. 8, 2004	at San Jose	Rick Nash (PP)	David Vyborny, Anders Eriksson	Evgeni Nabokov	4:57	3-2
11.	Jan. 16, 2004	Los Angeles	Rick Nash	Darryl Sydor	Roman Cechmanek	2:58	3-2
12.	Jan. 31, 2004	Minnesota	Anders Eriksson	Manny Malhotra, Jaroslav Spacek	Dwayne Roloson	2:59	2-1
13.	Feb. 11, 2004	Los Angeles	David Vyborny	Unassisted	Roman Cechmanek	1:58	3-2
14.	Feb. 28, 2004	Colorado	Jaroslav Spacek (PP)	Andrew Cassels, David Vyborny	Philippe Sauve	3:24	5-4
15.	Mar. 27, 2004	at Nashville	Tyler Wright	Trevor Letowski, Jaroslav Spacek	Tomas Vokoun	2:03	3-2
16.	Oct. 26, 2005	Nashville	Adam Foote (SH)	Radoslav Suchy, Todd Marchant	Tomas Vokoun	0:35	3-2
17.	Dec. 11, 2005	New Jersey	Bryan Berard	Sergei Fedorov, Ron Hainsey	Martin Brodeur	4:46	3-2
18.	Dec. 26, 2005	Chicago	Jaroslav Balastik	Radoslav Suchy, Jan Hrdina	Nikolai Khabibulin	2:35	4-3
19.	Jan. 14, 2006	at Florida	David Vyborny (PP)	Jan Hrdina, Duvie Westcott	Roberto Luongo	4:48	5-4
20.	Mar. 11, 2006	Edmonton	Rostislav Klesla	Nikolai Zherdev, Sergei Fedorov	Dwayne Roloson	4:06	4-3
21.	Apr. 18, 2006	Dallas	Sergei Fedorov (PP)	David Vyborny, Mark Hartigan	Johan Hedberg	0:35	5-4
22.	Dec. 26, 2006	Boston	David Vyborny	Ron Hainsey, Alexander Svitov	Tim Thomas	3:06	5-4
23.	Jan. 16, 2007	at Chicago	Jason Chimera	Manny Malhotra	Nikolai Khabibulin	2:31	5-4
24.	Mar. 7, 2007	Los Angeles	David Vyborny (PP)	Ron Hainsey, Rick Nash	Mathieu Garon	4:38	3-2
25.	Apr. 5, 2007	Dallas	Rick Nash	Geoff Platt, Sergei Fedorov	Mike Smith	1:04	2-1
26.	Dec. 1, 2007	at Calgary	Curtis Glencross	Kris Beech, Kris Russell	Miikka Kiprusoff	2:03	4-3
27.	Feb. 29, 2008	at Vancouver	Jason Chimera	Nikolai Zherdev, Dick Tarnstrom	Roberto Luongo	1:07	3-2
28.	Oct. 10, 2008	at Dallas	Rick Nash	Jason Chimera, Christian Backman	Marty Turco	4:39	5-4
29.	Dec. 17, 2008	San Jose	R.J. Umberger	Kristian Huselius, Fedor Tyutin	Evgeni Nabokov	2:55	2-1
30.	Jan. 27, 2009	Detroit	Rick Nash	Mike Commodore, Fedor Tyutin	Chris Osgood	3:27	3-2
31.	Feb. 7, 2009	San Jose	Christian Backman	R.J. Umberger, Jan Hejda	Evgeni Nabokov	1:33	3-2
32.	Mar. 18, 2009	Chicago	Antoine Vermette	R.J. Umberger, Rostislav Klesla	Cristobal Huet	2:38	4-3
33.	Nov. 1, 2009	at Washington	R.J. Umberger (PP)	Rick Nash, Jakob Voracek	Jose Theodore	1:45	5-4
34.	Dec. 28, 2009	Detroit	Fredrik Modin	Fedor Tyutin, Samuel Pahlsson	Jimmy Howard	3:12	1-0
35.	Jan. 30, 2010	at St. Louis	Kris Russell	Derick Brassard, Marc Methot	Chris Mason	1:32	3-2
36.	Oct. 9, 2010	at San Jose	Ethan Moreau	Fedor Tyutin	Antero Niittymaki	1:56	3-2
37.	Nov. 24, 2010	at NY Islanders	Jakub Voracek	Kris Russell	Rick DiPietro	2:31	4-3
38.	Dec. 31, 2010	Ottawa	Jakub Voracek	Unassisted	Brian Elliott	2:06	4-3
39.	Jan. 19, 2011	at Florida	R.J. Umberger (PP)	Grant Clitsome, Rick Nash	Tomas Vokoun	4:06	3-2



OVERTIME WINS CONTINUED

NO.	DATE	OPPONENT	GAME-WINNING GOAL	ASSIST(S)	GOALTENDER	TIME	RESULT
40.	Mar. 19, 2011	at Minnesota	Antoine Vermette	Unassisted	Niklas Backstrom	4:26	5-4
41.	Nov. 19, 2011	at Nashville	James Wisniewski	Antoine Vermette	Pekka Rinne	2:43	4-3
42.	Feb. 3, 2012	at Anaheim	Derick Brassard	Unassisted	Jonas Hiller	3:55	3-2
43.	Mar. 3, 2013	Colorado	Artem Anisimov (PP)	Tim Erixon, Mark Letestu	Semyon Varlamov	2:26	2-1
44.	Mar. 7, 2013	Vancouver	Matt Calvert	Fedor Tyutin, Jack Johnson	Cory Schneider	4:03	2-1
45.	Mar. 31, 2013	Anaheim	Mark Letestu	Nikita Nikitin, Dalton Prout	Jonas Hiller	4:00	2-1
46.	Apr. 15, 2013	at Colorado	Nick Foligno	Fedor Tyutin	Jean-Sebastien Giguere	4:31	4-3
47.	Apr. 17, 2013	at Anaheim	Fedor Tyutin	Nick Foligno, Marian Gaborik	Viktor Fasth	2:19	3-2
48.	Nov. 20, 2013	at Calgary	Nikita Nikitin	David Savard, Cam Atkinson	Reto Berra	2:25	2-1
49.	Mar. 29, 2014	at Carolina	Ryan Johansen (PP)	Artem Anisimov, James Wisniewski	Anton Khubodin	2:40	3-2
50.	Apr. 8, 2014	Phoenix	Ryan Johansen	James Wisniewski	Thomas Greiss	3:33	4-3
51.	Dec. 9, 2014	Philadelphia	Kevin Connauton	Ryan Johansen	Steve Mason	1:58	3-2
52.	Dec. 11, 2014	at Washington	Nick Foligno (PP)	Jack Johnson, Ryan Johansen	Braden Holtby	4:41	3-2
53.	Feb. 13, 2015	Philadelphia	Artem Anisimov	James Wisniewski, Nick Foligno	Ray Emery	2:17	4-3
54.	Mar. 21, 2015	at Calgary	Rene Bourque	Kevin Connauton, Fedor Tyutin	Karri Ramo	4:01	3-2
55.	Mar. 31, 2015	New Jersey	Jack Johnson	David Savard, Ryan Johansen	Cory Schneider	0:56	3-2
56.	Nov. 27, 2015	Pittsburgh	Cam Atkinson	Brandon Dubinsky, Jack Johnson	Mark-Andre Fleury	2:42	2-1
57.	Apr. 9, 2016	Chicago	Scott Hartnell (PP)	Cam Atkinson, Seth Jones	Corey Crawford	2:28	5-4
58.	Nov. 1, 2016	Dallas	Seth Jones	Brandon Saad, Alexander Wennberg	Antti Niemi	0:46	3-2
59.	Nov. 9, 2016	Anaheim	Zach Werenski	Alexander Wennberg, Brandon Saad	John Gibson	1:21	3-2
60.	Nov. 15, 2016	Washington	Cam Atkinson	Brandon Dubinsky	Philipp Grubauer	0:37	2-1
61.	Dec. 18, 2016	at Vancouver	Seth Jones	Cam Atkinson	Ryan Miller	0:46	4-3
62.	Jan. 8, 2017	Philadelphia	Nick Foligno	Seth Jones	Steve Mason	2:33	2-1
63.	Jan. 22, 2017	at Ottawa	Cam Atkinson	Unassisted	Mike Condon	1:09	7-6
64.	Feb. 7, 2017	at Detroit	Seth Jones	Brandon Dubinsky	Petr Mrazek	3:22	3-2
65.	Feb. 17, 2017	Pittsburgh	Brandon Dubinsky	Cam Atkinson, Seth Jones	Matt Murray	1:04	2-1
66.	Mar. 18, 2017	at NY Islanders	Cam Atkinson	Brandon Dubinsky, Zach Werenski	Thomas Greiss	1:19	3-2
67.	Oct. 10, 2017	at Carolina	Sonny Milano	Unassisted	Scott Darling	4:29	2-1
68.	Oct. 14, 2017	at Minnesota	Alexander Wennberg	Artemi Panarin, Seth Jones	Devan Dubnyk	0:47	5-4
69.	Oct. 27, 2017	Winnipeg	Josh Anderson	Unassisted	Steve Mason	2:38	2-1
70.	Nov. 14, 2017	at Montreal	Zach Werenski	Cam Atkinson, Brandon Dubinsky	Charlie Lindgren	1:09	2-1
71.	Nov. 22, 2017	Calgary	Josh Anderson	Nick Foligno	Mike Smith	2:02	1-0
72.	Jan. 8, 2018	at Toronto	Artemi Panarin	Zach Werenski, Seth Jones	Frederik Andersen	3:11	3-2
73.	Mar. 8, 2018	Colorado	Seth Jones	Pierre-Luc Dubois, Artemi Panarin	Semyon Varlamov	0:59	5-4
74.	Mar. 19, 2018	at Boston	Cam Atkinson	Ryan Murray, Alexander Wennberg	Tuukka Rask	2:55	5-4
75.	Apr. 3, 2018	Detroit	Pierre-Luc Dubois	Ryan Murray, Oliver Bjorkstrand	Jimmy Howard	2:55	5-4
76.	Oct. 4, 2018	at Detroit	Artemi Panarin	Nick Foligno, Markus Nufivaara	Jimmy Howard	2:11	3-2
77.	Oct. 27, 2018	Buffalo	Artemi Panarin	Pierre-Luc Dubois	Linus Ullmark	0:31	5-4
78.	Dec. 6, 2018	at Philadelphia	Seth Jones	Cam Atkinson	Anthony Stolarz	0:10	4-3
79.	Dec. 27, 2018	at NY Rangers	Pierre-Luc Dubois	Artemi Panarin, Seth Jones	Henrik Lundqvist	0:31	4-3
80.	Jan. 5, 2019	at Florida	Seth Jones	Pierre-Luc Dubois, Artemi Panarin	James Reimer	0:18	4-3
81.	Jan. 10, 2019	Nashville	Artemi Panarin (PP)	Seth Jones, Cam Atkinson	Pekka Rinne	1:22	4-3
82.	Jan. 12, 2019	at Washington	Artemi Panarin (PP)	Seth Jones	Pheonix Copley	3:30	2-1
83.	Feb. 28, 2019	Philadelphia	Seth Jones	Artemi Panarin	Brian Elliott	4:27	4-3
84.	Oct. 7, 2019	Buffalo	Alexandre Texier	Nick Foligno	Linus Ullmark	2:08	4-3
85.	Oct. 21, 2019	at Toronto	Gus Nyquist (penalty shot)		Frederik Andersen	1:57	4-3
86.	Oct. 24, 2019	Carolina	Cam Atkinson	Pierre-Luc Dubois, Seth Jones	Petr Mrazek	3:28	4-3
87.	Nov. 15, 2019	St. Louis	Zach Werenski (PP)	Seth Jones, Cam Atkinson	Jake Allen	3:34	3-2
88.	Dec. 19, 2019	Los Angeles	Pierre-Luc Dubois	Gus Nyquist, Seth Jones	Jack Campbell	1:11	3-2
89.	Jan. 2, 2020	at Boston	Pierre-Luc Dubois	Seth Jones	Tuukka Rak	0:52	2-1
90.	Feb. 4, 2020	Florida	Zach Werenski	Unassisted	Sergei Bobrovsky	1:54	1-0
91.	Feb. 24, 2020	Ottawa	Emil Bemstrom	Zach Werenski, Boone Jenner	Marcus Hogberg	4:35	4-3
92.	Mar. 13, 2021	Dallas	Zach Werenski	Oliver Bjorkstrand, Jack Roslovic	Jake Oettinger	4:55	4-3
93.	Mar. 18, 2021	at Carolina	Seth Jones	Oliver Bjorkstrand	Alex Nedeljkovic	4:09	3-2
94.	May 8, 2021	Detroit	Max Domi	Oliver Bjorkstrand, Seth Jones	Calvin Pickard	4:39	5-4
95.	Oct. 16, 2021	Seattle	Patrik Laine	Zach Werenski, Max Domi	Philipp Grubauer	2:16	2-1
96.	Oct. 21, 2021	NY Islanders	Patrik Laine	Zach Werenski, Oliver Bjorkstrand	Ilya Sorokin	1:49	3-2
97.	Nov. 3, 2021	at Colorado	Jake Bean	Jakub Voracek, Cole Sillinger	Jonas Johansson	1:12	5-4
98.	Dec. 11, 2021	at Seattle	Jake Bean	Jakub Voracek, Sean Kuraly	Philipp Grubauer	0:55	5-4
99.	Feb. 10, 2022	at Buffalo	Jakub Voracek	Zach Werenski, Boone Jenner	Dustin Tokarski	0:16	4-3
100.	Feb. 22, 2022	Toronto	Patrik Laine	Jakub Voracek, Zach Werenski	Jack Campbell	0:20	4-3
101.	Apr. 9, 2022	at Detroit	Jack Roslovic	Gus Nyquist, Zach Werenski	Alex Nedeljkovic	3:19	5-4
102.	Oct. 18, 2022	Vancouver	Vladislav Gavrikov	Yegor Chinakhov, Jakub Voracek	Spencer Martin	3:21	4-3
103.	Nov. 15, 2022	Philadelphia	Vladislav Gavrikov	Yegor Chinakhov, Cole Sillinger	Carter Hart	3:14	5-4
104.	Dec. 11, 2022	Los Angeles	Johnny Gaudreau	Patrik Laine, Vladislav Gavrikov	Jonathan Quick	0:40	6-5
105.	Jan. 25, 2023	at Edmonton	Kent Johnson	Johnny Gaudreau, Erik Gudbranson	Stuart Skinner	2:29	3-2
106.	Mar. 14, 2023	at San Jose	Johnny Gaudreau	Patrik Laine	Kaapo Kahkonen	4:17	6-5
107.	Mar. 21, 2023	at Washington	Jack Roslovic	Johnny Gaudreau	Charlie Lindgren	2:43	7-6
108.	Mar. 24, 2023	NY Islanders	Boone Jenner (PP)	Johnny Gaudreau, Adam Boqvist	Ilya Sorokin	0:40	5-4
109.	Apr. 2, 2023	Ottawa	Kirill Marchenko	Johnny Gaudreau	Cam Talbot	0:16	4-3
110.	Apr. 13, 2023	Pittsburgh	Johnny Gaudreau	Adam Boqvist, Sean Kuraly	Tristan Jarry	1:00	3-2
111.	Oct. 21, 2023	at Minnesota	Jack Roslovic	Johnny Gaudreau	Filip Gustavsson	3:07	5-4
112.	Dec. 14, 2023	at Toronto	Kent Johnson	Zach Werenski, Justin Danforth	Ilya Samsonov	3:26	6-5
113.	Dec. 29, 2023	Toronto	Johnny Gaudreau	Damon Severson, Justin Danforth	Ilya Samsonov	2:56	6-5



ALL-TIME STATISTICS

OVERTIME LOSSES - 109

NO.	DATE	OPPONENT	GAME-WINNING GOAL	ASSIST(S)	GOALTENDER	TIME	RESULT
1.	Oct. 22, 2000	Detroit	Kirk Maltby	Sergei Fedorov, Jiri Fischer	Ron Tugnutt	2:01	1-2
2.	Dec. 13, 2000	at Anaheim	Niclas Havelid	Marty McInnis, Anthony Hrkac	Marc Denis	2:13	4-5
3.	Jan. 17, 2001	at Minnesota	Sean O'Donnell	Scott Pellerin, Brad Bombardir	Ron Tugnutt	3:53	2-3
4.	Jan. 31, 2001	Detroit	Steve Yzerman	Igor Larionov	Ron Tugnutt	1:00	2-3
5.	Feb. 17, 2001	Pittsburgh	Alexei Kovalev	Martin Straka	Ron Tugnutt	1:19	2-3
6.	Feb. 20, 2001	at San Jose	Marco Sturm	Bryan Marchment, Jeff Friesen	Ron Tugnutt	4:18	2-3
7.	Nov. 21, 2001	Detroit	Luc Robitaille (PP)	Nicklas Lidstrom, Igor Larionov	Ron Tugnutt	4:17	0-1
8.	Feb. 9, 2002	Nashville	Denis Arhipov	Vladimir Orszagh, Andy Delmore	Marc Denis	2:45	0-1
9.	Feb. 28, 2002	Pittsburgh	Michal Rozsival	Jan Hrdina, Kris Beech	Ron Tugnutt	1:42	3-4
10.	Mar. 21, 2002	Detroit	Sergei Fedorov	Brendan Shanahan, Nicklas Lidstrom	Marc Denis	0:25	2-3
11.	Mar. 28, 2002	at Vancouver	Andrew Cassels	Todd Bertuzzi, Mattias Ohlund	Marc Denis	4:20	3-4
12.	Nov. 5, 2002	Washington	Peter Bondra	Michael Nylander, Kip Miller	Marc Denis	4:56	3-4
13.	Nov. 17, 2002	at Dallas	Pierre Turgeon	Scott Young, Sergei Zubov	Marc Denis	3:19	2-3
14.	Mar. 8, 2003	Calgary	Jarome Iginla	Craig Conroy	Marc Denis	4:52	2-3
15.	Oct. 30, 2003	at Edmonton	Brad Isbister	Mike York, Marc-Andre Bergeron	Marc Denis	2:29	3-4
16.	Dec. 12, 2003	St. Louis	Doug Weight	Pavol Demitra, Keith Tkachuk	Fred Brathwaite	4:51	2-3
17.	Dec. 16, 2003	at St. Louis	Keith Tkachuk	Chris Pronger, Pavol Demitra	Marc Denis	4:17	1-2
18.	Feb. 14, 2004	San Jose	Marco Sturm	Patrick Marleau, Brad Stuart	Marc Denis	4:43	1-2
19.	Mar. 13, 2006	at St. Louis	Christian Backman	Keith Tkachuk, Jay McClement	Pascal Leclaire	3:49	2-3
20.	Oct. 6, 2006	Vancouver	Daniel Sedin	Henrik Sedin	Pascal Leclaire	0:31	2-3
21.	Dec. 29, 2006	at Minnesota	Wes Walz	Martin Skoula, Pavol Demitra	Ty Conklin	1:29	3-4
22.	Dec. 10, 2007	Anaheim	Chris Pronger (PP)	Ryan Getzlaf, Mathieu Schneider	Pascal Leclaire	3:14	3-4
23.	Feb. 5, 2008	Washington	Alex Ovechkin	Tom Poti, Shaone Morrisonn	Fredrik Norrena	2:28	3-4
24.	Feb. 8, 2008	at San Jose	Joe Thornton (PP)	Sandis Ozolinsh, Patrick Marleau	Fredrik Norrena	1:49	1-2
25.	Mar. 7, 2008	Edmonton	Andrew Cogliano	Robert Nilsson	Pascal Leclaire	1:53	1-2
26.	Nov. 3, 2008	at NY Islanders	Chris Campoli	Mike Comrie	Fredrik Norrena	3:13	3-4
27.	Mar. 24, 2009	at Tampa Bay	Martin St. Louis	Steven Stamkos, Richard Petiot	Steve Mason	3:04	1-2
28.	Apr. 5, 2009	Chicago	Kris Versteeg	Andrew Ladd	Steve Mason	3:10	0-1
29.	Dec. 31, 2009	Nashville	David Legwand	Joel Ward	Mathieu Garon	0:28	1-2
30.	Mar. 2, 2010	Vancouver	Christian Ehrhoff	Ryan Kesler, Alexandre Burrows	Steve Mason	1:33	3-4
31.	Mar. 20, 2010	at Nashville	Cody Franson	Martin Erat, Colin Wilson	Steve Mason	1:54	0-1
32.	Mar. 27, 2010	NY Islanders	Josh Bailey	John Tavares, Mark Streit	Mathieu Garon	2:58	3-4
33.	Apr. 5, 2010	at St. Louis	Erik Johnson (PP)	Andy McDonald, David Perron	Mathieu Garon	3:59	1-2
34.	Dec. 13, 2010	at Calgary	Jarome Iginla	Alex Tanguay, Cory Sarich	Mathieu Garon	3:49	2-3
35.	Dec. 15, 2010	at Vancouver	Ryan Kesler (PP)	Daniel Sedin, Henrik Sedin	Mathieu Garon	3:30	2-3
36.	Jan. 15, 2011	at Detroit	Johan Franzen	Henrik Zetterberg, Niklas Kronwall	Steve Mason	0:45	5-6
37.	Mar. 9, 2011	St. Louis	Chris Stewart	Carlo Colaiacovo, Kevin Shattenkirk	Mathieu Garon	0:54	3-4
38.	Mar. 31, 2011	at Washington	Jason Chimera	Brooks Laich, John Carlson	Steve Mason	2:30	3-4
39.	Dec. 8, 2011	Nashville	Colin Wilson	Martin Erat	Curtis Sanford	1:45	3-4
40.	Feb. 19, 2012	at NY Rangers	Derek Stepan	Michael Del Zotto, Marian Gaborik	Steve Mason	0:22	2-3
41.	Feb. 7, 2013	Calgary	Alex Tanguay	Jarome Iginla, T.J. Brodie	Sergei Bobrovsky	1:07	3-4
42.	Feb. 26, 2013	Dallas	Loui Eriksson	Derek Roy, Brenden Dillon	Sergei Bobrovsky	3:03	4-5
43.	Mar. 1, 2013	at Chicago	Brent Seabrook	Jonathan Toews, Viktor Stalberg	Steve Mason	3:23	3-4
44.	Nov. 12, 2013	at Washington	Alex Ovechkin	Marcus Johansson, John Carlson	Sergei Bobrovsky	1:34	3-4
45.	Nov. 14, 2013	at Boston	Milan Lucic	Unassisted	Sergei Bobrovsky	4:11	2-3
46.	Dec. 14, 2013	St. Louis	David Backes	Unassisted	Mike McKenna	0:22	3-4
47.	Feb. 6, 2014	at Los Angeles	Robyn Regehr	Mike Richards, Jeff Carter	Sergei Bobrovsky	2:33	1-2
48.	Apr. 1, 2014	Colorado	Gabriel Landeskog (PP)	Tyson Barrie, Nathan MacKinnon	Sergei Bobrovsky	4:27	2-3
49.	Nov. 7, 2014	at Carolina	Elias Lindholm (PP)	Eric Staal, Victor Rask	Curtis McElhinney	4:22	2-3
50.	Dec. 18, 2014	Washington	Eric Fehr	Mike Green	Sergei Bobrovsky	0:42	4-5
51.	Apr. 6, 2015	at NY Rangers	Derek Stepan	Keith Yandle	Sergei Bobrovsky	4:10	3-4
52.	Dec. 8, 2015	Los Angeles	Alec Martinez	Nick Shore, Dustin Brown	Curtis McElhinney	4:33	2-3
53.	Dec. 12, 2015	NY Islanders	Kyle Okposo	Josh Bailey	Curtis McElhinney	2:16	2-3
54.	Jan. 9, 2016	Carolina	Jordan Staal	Jacob Slavin	Joonas Korpisalo	2:45	3-4
55.	Feb. 16, 2016	at Boston	Loui Eriksson	Torey Krug, David Krejci	Joonas Korpisalo	0:33	1-2
56.	Oct. 25, 2016	at Los Angeles	Alec Martinez	Tanner Pearson, Tyler Toffoli	Sergei Bobrovsky	1:14	2-3
57.	Nov. 5, 2016	at St. Louis	Vladimir Tarasenko	Alexander Steen, Kevin Shattenkirk	Curtis McElhinney	4:17	1-2
58.	Nov. 21, 2016	Colorado	Matt Duchene	Erik Johnson	Curtis McElhinney	1:49	2-3
59.	Feb. 3, 2017	at Pittsburgh	Phil Kessel (PP)	Kris Letang, Justin Schultz	Sergei Bobrovsky	3:15	3-4
60.	Feb. 28, 2017	at Montreal	Alex Galchenyuk (PP)	Shea Weber, Max Pacioretty	Sergei Bobrovsky	3:53	0-1
61.	Mar. 30, 2017	at Carolina	Noah Hanifin	Jeff Skinner, Teuvo Teravainen	Joonas Korpisalo	2:16	1-2
62.	Feb. 16, 2018	Philadelphia	Sean Couturier	Travis Konecny	Sergei Bobrovsky	1:52	1-2
63.	Mar. 31, 2018	at Vancouver	Alexander Edler	Brandon Sutter	Joonas Korpisalo	1:21	4-5
64.	Apr. 5, 2018	Pittsburgh	Phil Kessel	Unassisted	Sergei Bobrovsky	1:06	4-5
65.	Nov. 4, 2018	at Anaheim	Cam Fowler	Adam Henrique, Jakob Silfverberg	Joonas Korpisalo	0:36	2-3
66.	Dec. 15, 2018	Anaheim	Daniel Sprong	Adam Henrique	Sergei Bobrovsky	1:19	1-2
67.	Mar. 16, 2019	at Boston	Brad Marchand	Patrice Bergeron	Joonas Korpisalo	3:30	1-2
68.	Oct. 18, 2019	at Chicago	Jonathan Toews	Patrick Kane	Elvis Merzlikins	0:46	2-3
69.	Oct. 19, 2019	NY Islanders	Brock Nelson	Nick Leddy, Anthony Beauvillier	Joonas Korpisalo	0:33	2-3
70.	Nov. 1, 2019	at St. Louis	David Perron (PP)	Alex Pietrangolo, Ryan O'Reilly	Elvis Merzlikins	0:08	3-4
71.	Dec. 12, 2019	at Pittsburgh	Bryan Rust (PP)	Kris Letang, Jake Guentzel	Joonas Korpisalo	3:02	0-1
72.	Dec. 14, 2019	at Ottawa	Anthony Duclair (PP)	Thomas Chabot, Jean-Gabriel Pageau	Joonas Korpisalo	1:56	3-4
73.	Dec. 27, 2019	at Washington	T.J. Oshie (PP)	Nicklas Backstrom, Alex Ovechkin	Joonas Korpisalo	3:13	1-2
74.	Feb. 1, 2020	at Buffalo	Jack Eichel	Rasmus Ristolainen, Sam Reinhart	Matiss Kivlenieks	0:36	1-2
75.	Feb. 10, 2020	Tampa Bay	Nikita Kucherov	Victor Hedman, Brayden Point	Elvis Merzlikins	0:31	1-2



OVERTIME LOSSES CONTINUED

NO.	DATE	OPPONENT	GAME-WINNING GOAL	ASSIST(S)	GOALTENDER	TIME	RESULT
76.	Feb. 13, 2020	at Buffalo	Victor Olofsson	Jack Eichler, Rasmus Dahlin	Matiss Kivlenieks	2:44	3-4
77.	Feb. 20, 2020	Philadelphia	Kevin Hayes	Travis Konecny, Philippe Myers	Elvis Merzlikins	3:51	3-4
78.	Mar. 4, 2020	at Calgary	TJ Brodie	Sean Monahan, Johnny Gaudreau	Joonas Korpisalo	4:49	2-3
79.	Jan. 19, 2021	at Detroit	Tyler Bertuzzi	Dylan Larkin	Elvis Merzlikins	0:15	2-3
80.	Jan. 21, 2021	Tampa Bay	Brayden Point	Victor Hedman, Steven Stamkos	Joonas Korpisalo	1:56	2-3
81.	Feb. 13, 2021	at Chicago	Alex DeBrincat	Patrick Kane	Joonas Korpisalo	0:35	2-3
82.	Mar. 11, 2021	Florida	Frank Vatrano	Jonathan Huberdeau, Aaron Ekblad	Elvis Merzlikins	2:48	4-5
83.	Mar. 25, 2021	Carolina	Sebastian Aho	Martin Necas	Joonas Korpisalo	1:26	3-4
84.	Apr. 12, 2021	Chicago	Brandon Hagel	Kirby Dach, Wyatt Kalynuk	Joonas Korpisalo	1:25	3-4
85.	Apr. 25, 2021	at Tampa Bay	Victor Hedman	Brayden Point	Elvis Merzlikins	0:10	3-4
86.	May 1, 2021	at Carolina	Dougie Hamilton	Alex Nedeljkovic	Elvis Merzlikins	4:07	1-2
87.	May 3, 2021	Nashville	Roman Josi	Erik Haula, Calle Jarnkrok	Elvis Merzlikins	3:24	3-4
88.	Mar. 4, 2022	Los Angeles	Viktor Arvidsson	Phillip Danault	Elvis Merzlikins	4:00	3-4
89.	Mar. 25, 2022	at Winnipeg	Nikolaj Ehlers	Kyle Connor	Elvis Merzlikins	0:21	3-4
90.	Mar. 26, 2022	at Minnesota	Jared Spurgeon	Kevin Fiala, Frederick Gaudreau	Elvis Merzlikins	1:24	2-3
91.	Apr. 4, 2022	Boston	Jake DeBrusk	Hampus Lindholm	Elvis Merzlikins	1:03	2-3
92.	Nov. 12, 2022	at NY Islanders	Zach Parise	Jean-Gabriel Pageau, Adam Pelech	Joonas Korpisalo	0:39	3-4
93.	Jan. 23, 2023	at Calgary	Dilon Dube	Andrew Mangiapane	Joonas Korpisalo	2:25	3-4
94.	Jan. 31, 2023	Washington	Evgeny Kuznetsov	Marcus Johansson, Erik Gustafsson	Joonas Korpisalo	0:26	3-4
95.	Feb. 19, 2023	at Arizona	Barrett Hayton	Matias Maccelli	Elvis Merzlikins	2:00	2-3
96.	Feb. 26, 2023	at Minnesota	Kirill Kaprizov	Calen Addison, Mats Zuccarello	Elvis Merzlikins	4:40	2-3
97.	Mar. 7, 2023	at Pittsburgh	Sidney Crosby (PP)	Evgeni Malkin	Michael Hutchinson	2:45	4-5
98.	Mar. 30, 2023	at Boston	David Pastrnak	Hampus Lindholm, Tomas Nosek	Michael Hutchinson	0:41	1-2
99.	Apr. 11, 2023	at Philadelphia	Owen Tippett	Ivan Provorov, Cam York	Michael Hutchinson	4:44	3-4
100.	Oct. 24, 2023	Anaheim	Frank Vatrano	Benoix Groulx	Elvis Merzlikins	2:20	2-3
101.	Oct. 26, 2023	at Montreal	Cole Caufield	Nick Suzuki, Josh Harris	Elvis Merzlikins	4:17	3-4
102.	Nov. 6, 2023	at Florida	Carter Verhaeghe	Anton Lundell, Matthew Tkachuk	Spencer Martin	1:26	4-5
103.	Dec. 5, 2023	Los Angeles	Drew Doughty	Anze Kopitar, Adrian Kempe	Elvis Merzlikins	0:33	3-4
104.	Dec. 21, 2023	Washington	Alex Ovechkin (PP)	Dylan Strome, John Carlson	Elvis Merzlikins	4:07	2-3
105.	Dec. 27, 2023	at New Jersey	Timo Meier		Elvis Merzlikins	2:12	3-4
106.	Dec. 30, 2023	at Buffalo	Jeff Skinner	Owen Power, Tage Thompson	Daniil Tarasov	1:20	2-3
107.	Jan. 6, 2024	Minnesota	Marco Rossi	Matt Boldy, Brock Faber	Daniil Tarasov	3:05	3-4
108.	Jan. 27, 2024	at Vancouver	Elias Pettersson	Brock Boeser, Quinn Hughes	Elvis Merzlikins	4:01	4-5
109.	Mar. 19, 2024	at Detroit	Patrick Kane	Alex DeBrincat, Moritz Seider	Daniil Tarasov	0:48	3-4

SHOOTOUT RECORD BY SEASON

SEASON	HOME				ROAD				OVERALL			
	GP	W	L	PTS	GP	W	L	PTS	GP	W	L	PTS
2005-06	3	3	0	6	8	5	3	13	11	8	3	19
2006-07	4	1	3	5	6	4	2	10	10	5	5	15
2007-08	6	2	4	8	5	1	4	6	11	3	8	14
2008-09	5	3	2	8	8	3	5	11	13	6	7	19
2009-10	8	2	6	10	4	0	4	4	12	2	10	14
2010-11	9	5	4	14	4	0	4	4	13	5	8	18
2011-12	3	1	2	4	6	3	3	9	9	4	5	13
2012-13	5	2	3	7	4	3	1	7	9	5	4	14
2013-14	2	0	2	2	5	5	0	10	7	5	2	12
2014-15	5	4	1	9	6	5	1	11	11	9	2	20
2015-16	7	5	2	12	3	1	2	4	10	6	4	16
2016-17	1	1	0	2	3	1	2	4	4	2	2	6
2017-18	6	5	1	11	4	1	3	5	10	6	4	16
2018-19	1	0	1	1	2	2	0	4	3	2	1	5
2019-20	1	0	1	1	3	0	3	3	4	0	4	4
2020-21	5	2	3	7	1	1	0	2	6	3	3	9
2021-22	5	2	3	7	2	2	0	4	7	4	3	11
2022-23	2	1	1	3	0	0	0	0	2	1	1	3
2023-24	3	2	1	5	2	1	1	3	5	3	2	8
TOTALS	81	41	40	122	76	38	38	114	157	79	78	236

*Shootout began in 2005-06

SHOOTOUT RECORD BY TEAM

TEAM	HOME				ROAD				OVERALL			
	GP	W	L	PTS	GP	W	L	PTS	GP	W	L	PTS
Anaheim	3	2	1	5	3	2	1	5	6	4	2	10
Arizona	2	1	1	3	3	2	1	5	5	3	2	8
Boston	4	1	3	5	2	0	2	2	6	1	5	7
Buffalo	0	0	0	0	1	1	0	2	1	1	0	2
Calgary	3	1	2	4	4	3	1	7	7	4	3	11
Carolina	2	2	0	4	2	2	0	4	4	4	0	8
Chicago	7	1	6	8	3	1	2	4	10	2	8	12
Colorado	1	0	1	1	2	0	2	2	3	0	3	3
Dallas	6	2	4	8	2	1	1	3	8	3	5	11
Detroit	6	3	3	9	9	5	4	14	15	8	7	23
Edmonton	4	4	0	8	3	2	1	5	7	6	1	13
Florida	6	4	2	10	2	1	1	3	8	5	3	13
Los Angeles	3	1	2	4	0	0	0	0	3	1	2	4
Minnesota	4	3	1	7	4	3	1	7	8	6	2	14
Montreal	2	1	1	3	2	1	1	3	4	2	2	6
Nashville	5	3	2	8	6	1	5	7	11	4	7	15
New Jersey	0	0	0	0	5	3	2	8	5	3	2	8
NY Islanders	3	2	1	5	3	2	1	5	6	4	2	10
NY Rangers	1	0	1	1	4	2	2	6	5	2	3	7
Ottawa	2	0	2	2	1	1	0	2	3	1	2	4
Philadelphia	3	3	0	6	1	1	0	2	4	4	0	8
Pittsburgh	4	3	1	7	2	0	2	2	6	3	3	9
St. Louis	3	1	2	4	3	0	3	3	6	1	5	7
San Jose	2	0	2	2	0	0	0	0	2	0	2	2
Seattle	0	0	0	0	0	0	0	0	0	0	0	0
Tampa Bay	0	0	0	0	2	0	2	2	2	0	2	2
Toronto	0	0	0	0	1	1	0	2	1	1	0	2
Vancouver	3	2	1	5	5	3	2	8	8	5	3	13
Vegas	1	0	1	1	0	0	0	0	1	0	1	1
Washington	1	1	0	2	1	0	1	1	2	1	1	3
Winnipeg	0	0	0	0	0	0	0	0	0	0	0	0
TOTALS	81	41	40	122	76	38	38	114	157	79	78	236



ALL-TIME STATISTICS

SHOOTOUT WINS - 79

NO.	DATE	OPPONENT	SHOOTOUT DECIDING GOAL	GOALTENDER	ROUND	SHOOTOUT SCORE	GAME SCORE
1.	Oct. 28, 2005	Minnesota	Trevor Letowski	Dwayne Roloson	8th	2-1	2-1
2.	Nov. 30, 2005	at Minnesota	Jaroslav Balastik	Manny Fernandez	3rd	1-0	3-2
3.	Dec. 8, 2005	NY Islanders	David Vyborny	Rick DiPietro	1st	1-0	4-3
4.	Jan. 20, 2006	St. Louis	Rick Nash	Curtis Sanford	2nd	1-0	4-3
5.	Feb. 1, 2006	at Calgary	Jaroslav Balastik	Miikka Kiprusoff	1st	2-0	2-1
6.	Feb. 2, 2006	at Edmonton	Jason Chimera	Jussi Markkanen	8th	4-3	2-1
7.	Mar. 5, 2006	at Anaheim	Rick Nash	Jean-Sebastien Giguere	3rd	1-0	3-2
8.	Mar. 25, 2006	at Detroit	Jaroslav Balastik	Chris Osgood	1st	1-0	5-4
9.	Nov. 3, 2006	Calgary	Manny Malholtra	Jamie McLennan	11th	4-3	5-4
10.	Jan. 30, 2007	at Vancouver	Nikolai Zherdev	Roberto Luongo	3rd	2-1	3-2
11.	Mar. 2, 2007	at Dallas	Jason Chimera	Marty Turco	1st	1-0	3-2
12.	Mar. 14, 2007	at Anaheim	David Vyborny	Jean-Sebastien Giguere	5th	1-0	5-4
13.	Mar. 22, 2007	at Detroit	Sergei Fedorov	Chris Osgood	6th	3-2	2-1
14.	Nov. 24, 2007	Detroit	Rick Nash	Chris Osgood	2nd	3-1	3-2
15.	Jan. 12, 2008	Nashville	Nikolai Zherdev	Chris Mason	1st	1-0	2-1
16.	Feb. 21, 2008	at Ottawa	Rick Nash	Ray Emery	1st	2-0	3-2
17.	Nov. 7, 2008	Montreal	Kristian Huselius	Jaroslav Halak	1st	2-0	4-3
18.	Dec. 11, 2008	Nashville	Jakub Voracek	Dan Ellis	3rd	2-1	2-1
19.	Jan. 18, 2009	at Vancouver	Jason Williams	Roberto Luongo	1st	2-0	6-5
20.	Feb. 19, 2009	at Toronto	Rick Nash	Justin Pogge	2nd	2-1	4-3
21.	Mar. 12, 2009	Pittsburgh	Kristian Huselius	Marc-Andre Fleury	3rd	1-0	4-3
22.	Apr. 8, 2009	at Chicago	Fedor Tyutin	Nikolai Khabibulin	2nd	1-0	4-3
23.	Nov. 13, 2009	Anaheim	Kristian Huselius	Jean-Sebastien Giguere	1st	2-0	3-2
24.	Nov. 16, 2009	Edmonton	Jakub Voracek	Nikolai Khabibulin	4th	2-1	3-2
25.	Oct. 28, 2010	Edmonton	Rick Nash	Devan Dubnyk	1st	2-0	3-2
26.	Dec. 6, 2010	Dallas	Kyle Wilson	Kari Lehtonen	3rd	2-1	3-2
27.	Dec. 27, 2010	Minnesota	Kyle Wilson	Jose Theodore	2nd	3-1	4-3
28.	Jan. 14, 2011	Detroit	Antoine Vermette	Joey MacDonald	4th	1-0	3-2
29.	Mar. 29, 2011	Florida	Maksim Mayorov	Scott Clemmensen	2nd	1-0	3-2
30.	Dec. 1, 2011	at Calgary	Rick Nash	Miikka Kiprusoff	3rd	1-0	4-3
31.	Dec. 6, 2011	at Montreal	Rick Nash	Carey Price	2nd	1-0	3-2
32.	Dec. 13, 2011	Vancouver	Rick Nash	Roberto Luongo	2nd	3-1	2-1
33.	Mar. 18, 2012	at Calgary	Cam Atkinson	Miikka Kiprusoff	4th	1-0	2-1
34.	Jan. 19, 2013	at Nashville	Derick Brassard	Pekka Rinne	6th	2-1	3-2
35.	Mar. 5, 2013	Edmonton	Artem Anisimov	Devan Dubnyk	1st	2-0	4-3
36.	Mar. 10, 2013	at Detroit	Matt Calvert	Jimmy Howard	2nd	2-1	3-2
37.	Mar. 16, 2013	Phoenix	Artem Anisimov	Mike Smith	1st	2-0	1-0
38.	Apr. 13, 2013	at Minnesota	Mark Letestu	Niklas Backstrom	1st	2-0	3-2
39.	Oct. 5, 2013	at NY Islanders	Cam Atkinson	Evgeni Nabokov	4th	2-1	3-2
40.	Dec. 27, 2013	at New Jersey	Cam Atkinson	Martin Brodeur	3rd	1-0	2-1
41.	Jan. 6, 2014	at NY Rangers	Mark Letestu	Henrik Lundqvist	1st	2-0	4-3
42.	Jan. 18, 2014	at Buffalo	Ryan Johansen	Ryan Miller	3rd	1-0	4-3
43.	Mar. 15, 2014	at Minnesota	Ryan Johansen	Darcy Kuemper	4th	3-2	2-1
44.	Dec. 4, 2014	at Florida	Ryan Johansen	Roberto Luongo	4th	1-0	4-3
45.	Dec. 13, 2014	Pittsburgh	Ryan Johansen	Thomas Greiss	2nd	2-1	4-3
46.	Dec. 16, 2014	at Detroit	Boone Jenner	Jimmy Howard	3rd	2-1	1-0
47.	Dec. 20, 2014	Chicago	Jack Johnson	Corey Crawford	9th	2-1	3-2
48.	Mar. 10, 2015	at Carolina	Ryan Johansen	Cam Ward	3rd	1-0	4-3
49.	Mar. 13, 2015	Edmonton	Alexander Wennberg	Ben Scrivens	5th	1-0	5-4
50.	Mar. 18, 2015	at Edmonton	Alexander Wennberg	Ben Scrivens	3rd	2-1	4-3
51.	Apr. 2, 2015	NY Islanders	Mark Letestu	Jaroslav Halak	1st	2-0	4-3
52.	Apr. 11, 2015	at NY Islanders	Cam Atkinson	Jaroslav Halak	4th	2-1	5-4
53.	Dec. 19, 2015	Philadelphia	Brandon Dubinsky	Steve Mason	6th	2-1	3-2
54.	Jan. 2, 2016	Washington	Ryan Johansen	Braden Holtby	3rd	2-1	5-4
55.	Feb. 4, 2016	at Vancouver	Alexander Wennberg	Ryan Miller	3rd	1-0	2-1
56.	Feb. 11, 2016	Anaheim	Cam Atkinson	Frederik Andersen	1st	2-0	4-3
57.	Feb. 27, 2016	Florida	Brandon Dubinsky	Roberto Luongo	3rd	1-0	4-3
58.	Mar. 22, 2016	Philadelphia	Boone Jenner	Steve Mason	5th	1-0	3-2
59.	Dec. 3, 2016	at Arizona	Cam Atkinson	Mike Smith	1st	2-0	3-2
60.	Dec. 20, 2016	Los Angeles	Sam Gagner	Peter Budaj	2nd	2-1	3-2
61.	Oct. 30, 2017	Boston	Artemi Panarin	Tuukka Rask	2nd	2-0	4-3
62.	Nov. 11, 2017	at Detroit	Jack Johnson	Jimmy Howard	9th	2-1	2-1
63.	Nov. 28, 2017	Carolina	Cam Atkinson	Scott Darling	1st	2-0	3-2
64.	Dec. 23, 2017	Philadelphia	Pierre-Luc Dubois	Brian Elliott	3rd	1-0	2-1
65.	Jan. 7, 2018	Florida	Josh Anderson	James Reimer	7th	3-2	3-2
66.	Jan. 18, 2018	Dallas	Artemi Panarin	Ben Bishop	2nd	1-0	2-1
67.	Mar. 5, 2019	at New Jersey	Cam Atkinson	Cory Schneider	1st	2-0	2-1
68.	Apr. 5, 2019	at NY Rangers	Artemi Panarin	Alexandar Georgiev	2nd	1-0	3-2
69.	Jan. 28, 2021	Florida	Alexandre Texier	Chris Driedger	4th	1-0	3-2
70.	Mar. 20, 2021	at Carolina	Oliver Bjorkstrand	James Reimer	4th	2-1	3-2
71.	Apr. 27, 2021	Detroit	Patrik Laine	Thomas Greiss	1st	2-0	1-0
72.	Oct. 31, 2021	at New Jersey	Jakub Voracek	Scott Wedgewood	3rd	1-0	4-3
73.	Nov. 18, 2021	at Arizona	Yegor Chinakhov	Scott Wedgewood	7th	3-2	5-4
74.	Dec. 30, 2021	Nashville	Gustav Nyquist	David Rittich	5th	2-1	4-3
75.	Mar. 11, 2022	Minnesota	Yegor Chinakhov	Kaapo Kahkonen	2nd	1-0	3-2
76.	Jan. 7, 2023	Carolina	Kent Johnson	Anti Raanta	5th	3-2	4-3
77.	Jan. 4, 2024	at Philadelphia	Johnny Gaudreau	Samuel Ersson	1st	1-0	3-2
78.	Jan. 15, 2024	Vancouver	Kirill Marchenko	Casey DeSmith	4th	1-0	4-3
79.	Mar. 30, 2024	Pittsburgh	Damon Severson	Alex Nedeljkovic	5th	2-1	4-3



SHOOTOUT LOSSES - 78

NO.	DATE	OPPONENT	SHOOTOUT DECIDING GOAL	GOALTENDER	ROUND	SHOOTOUT SCORE	GAME SCORE
1.	Dec. 20, 2005	at Detroit	Jason Williams	Pascal Leclaire	2nd	1-2	3-4
2.	Jan. 7, 2006	at Colorado	Alex Tanguay	Pascal Leclaire	4th	1-2	2-3
3.	Apr. 7, 2006	at Detroit	Tomas Holmstrom	Marc Denis	5th	0-1	5-6
4.	Nov. 22, 2006	St. Louis	Bill Guerin	Pascal Leclaire	4th	0-1	3-4
5.	Dec. 14, 2006	at Phoenix	Mike Comrie	Fredrik Norrena	3rd	0-1	4-5
6.	Jan. 9, 2007	St. Louis	Lee Stempniak	Fredrik Norrena	3rd	2-3	3-4
7.	Feb. 20, 2007	at St. Louis	Lee Stempniak	Fredrik Norrena	1st	0-2	4-5
8.	Feb. 25, 2007	Nashville	Alexander Radulov	Ty Conklin	1st	0-1	3-4
9.	Oct. 17, 2007	Dallas	Jussi Jokinen	Fredrik Norrena	2nd	0-1	2-3
10.	Nov. 1, 2007	at Anaheim	Mathieu Schneider	Fredrik Norrena	2nd	0-1	1-2
11.	Nov. 10, 2007	at Nashville	Martin Erat	Fredrik Norrena	2nd	0-1	3-4
12.	Nov. 18, 2007	Detroit	Johan Franzen	Pascal Leclaire	5th	2-3	4-5
13.	Dec. 3, 2007	Dallas	Niklas Hagman	Pascal Leclaire	5th	2-3	1-2
14.	Feb. 10, 2008	Los Angeles	Patrick O'Sullivan	Pascal Leclaire	4th	1-2	2-3
15.	Mar. 2, 2008	at Edmonton	Ales Hemsky	Pascal Leclaire	2nd	0-1	3-4
16.	Mar. 30, 2008	at Chicago	Patrick Kane	Fredrik Norrena	1st	0-1	4-5
17.	Nov. 1, 2008	Chicago	Jonathan Toews	Fredrik Norrena	1st	0-1	3-4
18.	Nov. 15, 2008	at Minnesota	Marek Zidlicky	Steve Mason	2nd	0-2	2-3
19.	Dec. 18, 2008	at Dallas	Brad Richards	Pascal Leclaire	1st	0-2	5-6
20.	Jan. 21, 2009	at Calgary	Todd Bertuzzi	Steve Mason	3rd	0-1	4-5
21.	Feb. 16, 2009	Dallas	James Neal	Steve Mason	2nd	0-1	2-3
22.	Mar. 28, 2009	at St. Louis	David Perron	Steve Mason	4th	1-2	3-4
23.	Apr. 4, 2009	at Nashville	Ville Koistinen	Steve Mason	3rd	0-1	4-5
24.	Oct. 30, 2009	Pittsburgh	Sidney Crosby	Steve Mason	2nd	0-1	3-4
25.	Nov. 4, 2009	San Jose	Dan Boyle	Steve Mason	2nd	0-1	2-3
26.	Nov. 21, 2009	at Nashville	David Legwand	Steve Mason	2nd	1-2	3-4
27.	Nov. 28, 2009	Calgary	Jamie Lundmark	Steve Mason	4th	2-3	3-4
28.	Dec. 1, 2009	at Chicago	Brent Seabrook	Steve Mason	11th	1-2	3-4
29.	Dec. 10, 2009	at Nashville	Steve Sullivan	Mathieu Garon	5th	2-3	3-4
30.	Dec. 17, 2009	Phoenix	Robert Lang	Mathieu Garon	3rd	1-2	1-2
31.	Dec. 29, 2009	at NY Islanders	Rob Schremp	Steve Mason	3rd	0-1	1-2
32.	Feb. 14, 2010	Chicago	Troy Brouwer	Mathieu Garon	4th	1-2	4-5
33.	Apr. 9, 2010	Detroit	Todd Bertuzzi	Steve Mason	4th	1-2	0-1
34.	Dec. 1, 2010	Nashville	Steve Sullivan	Steve Mason	2nd	0-1	3-4
35.	Jan. 18, 2011	at Tampa Bay	Ryan Malone	Mathieu Garon	4th	0-1	2-3
36.	Feb. 16, 2011	Los Angeles	Jarrett Stoll	Mathieu Garon	2nd	0-1	3-4
37.	Mar. 1, 2011	at Vancouver	Raffi Torres	Steve Mason	8th	2-3	1-2
38.	Mar. 7, 2011	at St. Louis	Alexander Steen	Steve Mason	4th	2-3	4-5
39.	Mar. 15, 2011	Boston	Tyler Seguin	Steve Mason	1st	0-1	2-3
40.	Mar. 22, 2011	at Colorado	Milan Hejduk	Steve Mason	1st	0-1	4-5
41.	Apr. 1, 2011	Chicago	Viktor Stalberg	Mathieu Garon	3rd	0-1	3-4
42.	Oct. 12, 2011	Colorado	Matt Duchene	Steve Mason	2nd	1-2	2-3
43.	Nov. 17, 2011	at Boston	David Krejci	Curtis Sanford	3rd	1-2	1-2
44.	Nov. 23, 2011	at New Jersey	Ilya Kovalchuk	Curtis Sanford	1st	0-2	1-2
45.	Dec. 27, 2011	Calgary	Jarome Iginia	Steve Mason	1st	0-1	1-2
46.	Jan. 21, 2012	at Detroit	Valtteri Filppula	Curtis Sanford	4th	0-1	2-3
47.	Jan. 21, 2013	Detroit	Damien Brunner	Sergei Bobrovsky	4th	0-1	3-4
48.	Mar. 12, 2013	Vancouver	Mason Raymond	Sergei Bobrovsky	3rd	0-1	1-2
49.	Mar. 14, 2013	Chicago	Patrick Kane	Sergei Bobrovsky	2nd	1-2	1-2
50.	Mar. 26, 2013	at Vancouver	Maxim Lapierre	Sergei Bobrovsky	3rd	0-1	0-1
51.	Nov. 15, 2013	Montreal	David Desharnais	Curtis McElhinney	2nd	0-1	2-3
52.	Mar. 13, 2014	San Jose	Joe Pavelski	Sergei Bobrovsky	2nd	0-1	3-4
53.	Nov. 21, 2014	Boston	Alex Khokhlachev	Sergei Bobrovsky	7th	0-1	3-4
54.	Feb. 22, 2015	at NY Rangers	Rick Nash	Curtis McElhinney	3rd	1-2	3-4
55.	Dec. 4, 2015	Florida	Aleksander Barkov	Sergei Bobrovsky	4th	1-2	1-2
56.	Jan. 23, 2016	at Boston	Ryan Spooner	Joonas Korpisalo	1st	0-2	2-3
57.	Feb. 9, 2016	NY Islanders	Cal Clutterbuck	Joonas Korpisalo	4th	1-2	2-3
58.	Feb. 23, 2016	at Detroit	Riley Sheahan	Curtis McElhinney	2nd	0-2	1-2
59.	Nov. 26, 2016	at Florida	Aleksander Barkov	Sergei Bobrovsky	2nd	0-1	1-2
60.	Mar. 23, 2017	at Washington	T.J. Oshie	Sergei Bobrovsky	1st	0-1	1-2
61.	Nov. 4, 2017	at Tampa Bay	Steven Stamkos	Sergei Bobrovsky	3rd	0-1	4-5
62.	Dec. 21, 2017	at Pittsburgh	Kris Letang	Sergei Bobrovsky	4th	1-2	2-3
63.	Dec. 27, 2017	at Pittsburgh	Evgeni Malkin	Sergei Bobrovsky	1st	0-2	4-5
64.	Jan. 30, 2018	Minnesota	Zach Parise	Sergei Bobrovsky	4th	1-2	2-3
65.	Nov. 10, 2018	NY Rangers	Jimmy Vesey	Joonas Korpisalo	5th	2-3	4-5
66.	Nov. 12, 2019	at Montreal	Jonathan Drouin	Elvis Merzlikins	2nd	0-1	2-3
67.	Dec. 29, 2019	Chicago	Patrick Kane	Elvis Merzlikins	2nd	1-2	2-3
68.	Feb. 16, 2020	at New Jersey	Jesper Bratt	Elvis Merzlikins	7th	1-2	3-4
69.	Feb. 22, 2020	at Nashville	Rocco Grimaldi	Elvis Merzlikins	8th	2-3	3-4
70.	Jan. 26, 2021	Florida	Patric Hornqvist	Joonas Korpisalo	5th	1-2	3-4
71.	Feb. 23, 2021	Chicago	Alex DeBrincat	Joonas Korpisalo	1st	1-0	5-6
72.	Mar. 14, 2021	Dallas	Alexander Radulov	Joonas Korpisalo	3rd	0-1	1-2
73.	Dec. 9, 2021	Anaheim	Rickard Rakell	Elvis Merzlikins	3rd	1-2	1-2
74.	Mar. 5, 2022	Boston	David Pastrnak	Elvis Merzlikins	3rd	0-1	4-5
75.	Apr. 22, 2022	Ottawa	Tim Stutzle	Elvis Merzlikins	2nd	0-1	1-2
76.	Nov. 28, 2022	Vegas	Paul Cotter	Daniil Tarasov	7th	1-2	2-3
77.	Nov. 12, 2023	at NY Rangers	Alex Lafreniere	Elvis Merzlikins	3rd	0-1	3-4
78.	Mar. 14, 2024	Ottawa	Claude Giroux	Elvis Merzlikins	3rd	1-2	2-3



ALL-TIME STATISTICS

ALL-TIME INDIVIDUAL SHOOTOUT STATISTICS

PLAYER	RD. 1	RD. 2	RD. 3	RD. 4	RD. 5	RD. 6	RD. 7	RD. 8	RD. 9	RD. 10	RD. 11	TOTAL	S PCT.	GWG
J. Anderson	1-1	1-of-1	1.000	1
A. Anisimov	3-5	2-5	0-2	5-of-12	.417	2
C. Atkinson	9-33	2-7	1-3	3-3	15-of-46	.326	8
J. Balastik	5-8	...	1-1	6-of-9	.667	3
E. Bemstrom	0-1	0-of-1	.000	0
B. Berard	0-1	0-of-1	.000	0
O. Bjorkstrand	0-3	0-3	3-5	1-4	0-1	4-of-16	.250	1
A. Boqvist	0-1	0-of-1	.000	0
D. Brassard	...	1-2	0-3	0-1	...	1-1	2-of-7	.286	1
G. Brule	...	0-1	0-1	...	0-1	0-1	0-of-4	.000	0
M. Calvert	...	1-4	0-2	0-3	0-1	1-of-10	.100	1
A. Carter	1-1	1-of-1	1.000	0
J. Carter	0-1	...	0-1	0-of-2	.000	0
J. Chimera	1-1	0-2	...	0-1	0-1	1-2	0-1	2-of-8	.250	2
Y. Chinakhov	0-1	1-2	1-1	2-of-4	.500	2
K. Connauton	0-1	0-of-1	.000	0
M. Domi	...	0-1	0-2	0-1	0-of-4	.000	0
D. Dorsett	...	0-1	0-of-1	.000	0
B. Dubinsky	...	1-4	1-2	...	0-1	1-1	0-1	3-of-9	.333	2
P. Dubois	1-3	1-1	2-2	0-1	4-of-7	.571	1
A. Duclair	0-1	0-of-1	.000	0
A. Eriksson	0-1	...	0-of-1	.000	0
S. Fedorov	0-1	0-2	0-2	0-1	1-2	1-1	2-of-9	.222	1
N. Filatov	0-1	1-3	1-of-4	.250	0
T. Fix-Wolansky	0-1	0-of-1	.000	0
N. Foligno	0-3	0-1	0-1	0-1	0-of-6	.000	0
A. Foote	0-1	0-of-1	.000	0
D. Fritsche	0-1	0-of-1	.000	0
S. Gagner	0-1	2-3	2-of-4	.500	1
J. Gaudreau	1-5	...	0-2	1-of-7	.143	1
N. Gerbe	0-1	...	0-2	0-of-3	.000	0
C. Glencross	1-1	1-of-1	1.000	0
M. Grigorenko	0-1	0-of-1	.000	0
R. Hainsey	0-1	0-of-1	.000	0
M. Hannikainen	0-1	0-of-1	.000	0
M. Hartigan	1-2	1-of-2	.500	0
J. Hrdina	0-1	...	0-1	0-of-2	.000	0
K. Huselius	4-14	0-1	3-8	7-of-23	.304	3
B. Jenner	0-1	...	1-2	0-3	1-2	...	0-2	2-of-10	.200	2
R. Johansen	1-5	5-14	3-6	2-3	0-1	11-of-29	.379	6
J. Johnson	0-3	0-1	...	1-1	2-2	3-of-7	.429	2
K. Johnson	...	0-1	0-1	0-1	1-1	1-of-4	.250	1
J. Jokinen	0-1	...	0-1	0-of-2	.000	0
M. Koivu	0-1	0-of-1	.000	0
Z. Konopka	...	0-1	0-of-1	.000	0
T. Kubalik	...	0-1	0-of-1	.000	0
P. Laine	1-2	1-6	1-1	3-of-9	.333	1
M. Letestu	5-13	3-6	2-3	10-of-22	.455	3
T. Letowski	0-1	0-1	1-1	1-1	2-of-4	.500	1
J. Lindstrom	0-1	0-of-1	.000	0
D. MacKenzie	0-1	0-of-1	.000	0
M. Malhotra	0-1	1-1	1-of-2	.500	1
K. Marchenko	1-1	...	0-2	1-1	2-of-4	.500	1
S. Matteau	...	0-1	0-of-1	.000	0
M. Mayorov	0-1	1-1	1-of-2	.500	1
S. Milano	0-1	...	0-1	...	0-1	0-of-3	.000	0
F. Modin	0-1	0-1	0-1	0-of-3	.000	0
J. Morin	1-1	1-of-1	1.000	0
Rick Nash	8-20	13-33	4-13	1-1	26-of-67	.388	9
Riley Nash	0-1	0-of-1	.000	0
J. Novotny	0-1	0-1	0-1	0-of-3	.000	0
A. Nylander	0-1	0-of-1	.000	0
G. Nyquist	1-3	1-4	...	1-2	1-1	1-1	5-of-11	.455	1
S. Pahlsson	0-1	0-of-1	.000	0
A. Panarin	1-1	7-12	8-of-13	.615	3
M. Peca	1-2	0-1	0-1	1-of-4	.250	0
A. Picard	0-1	0-of-1	.000	0
G. Platt	...	0-1	0-of-1	.000	0
V. Prospal	...	0-1	0-of-1	.000	0
J. Roslovic	0-1	...	0-1	0-of-2	.000	0
K. Russell	0-1	...	0-of-1	.000	0
B. Saad	0-1	0-of-1	.000	0
D. Severson	1-1	1-of-1	1.000	1
C. Sillinger	0-1	0-of-1	.000	0



ALL-TIME INDIVIDUAL SHOOTOUT STATISTICS CONTINUED

PLAYER	RD. 1	RD. 2	RD. 3	RD. 4	RD. 5	RD. 6	RD. 7	RD. 8	RD. 9	RD. 10	RD. 11	TOTAL	S PCT.	GWG
K. Stenlund	0-1	0-1	0-of-2	.000	0
A. Stralman	...	0-1	...	0-1	0-of-2	.000	0
A. Svitov	0-1	0-of-1	.000	0
A. Texier	...	2-3	0-1	2-2	4-of-6	.667	1
R. Torres	0-1	0-of-1	.000	0
F. Tyutin	...	2-4	1-4	1-1	...	0-2	4-of-11	.364	1
R. Umberger	0-1	0-1	0-1	0-1	0-of-4	.000	0
S. Upshall	...	0-1	0-1	0-of-2	.000	0
A. Vermette	0-1	...	0-2	1-5	1-3	2-of-11	.182	1
J. Voracek	0-2	0-1	5-14	1-1	6-of-18	.333	3
D. Vyborny	4-8	0-3	0-4	1-1	1-3	6-of-19	.316	2
A. Wennberg	0-1	1-4	4-10	0-1	1-1	0-2	...	0-1	6-of-20	.300	3
Z. Werenski	0-1	...	0-1	0-1	0-of-3	.000	0
J. Williams	2-5	0-1	0-1	2-of-7	.286	1
K. Wilson	...	1-4	1-1	2-of-5	.400	2
J. Wisniewski	1-2	0-1	1-of-3	.333	0
T. Wright	0-1	0-of-1	.000	0
N. Zherdev	2-5	3-7	2-4	1-3	8-of-19	.421	2
Total	51-157	51-157	37-127	17-53	9-28	5-15	3-13	3-9	2-4	0-2	1-2	180-of-569	.316	79

GOALTENDER	RD. 1	RD. 2	RD. 3	RD. 4	RD. 5	RD. 6	RD. 7	RD. 8	RD. 9	RD. 10	RD. 11	TOTAL	SV PCT.	RECORD
S. Bobrovsky	27-36	28-36	19-24	10-14	6-7	4-5	3-4	3-3	2-2	102-of-131	.779	23-13
T. Conklin	1-2	1-2	1-1	3-of-5	.600	1-1
M. Denis	3-4	4-4	3-3	1-2	1-2	1-1	0-1	1-1	14-of-18	.778	3-1
A. Forsberg	0-1	1-1	1-1	2-of-3	.667	1-0
M. Garon	8-9	5-9	4-7	1-4	0-1	18-of-30	.600	3-6
J. Korpisalo	10-15	11-14	7-11	4-5	2-4	1-1	35-of-50	.799	8-6
P. Leclaire	11-16	13-16	9-12	1-6	0-3	1-1	0-1	1-1	1-1	1-1	1-1	39-of-59	.661	8-8
S. Mason	23-31	16-31	14-19	4-8	1-2	2-2	2-2	1-2	1-1	1-1	0-1	65-of-100	.650	12-19
C. McElhinney	6-8	4-8	4-6	1-1	15-of-23	.652	5-3
E. Merzlikins	13-16	11-17	10-14	6-8	5-5	2-3	2-3	0-1	48-of-67	.716	8-9
F. Norrena	6-11	6-11	5-7	1-2	2-2	1-1	21-of-34	.618	3-8
M. Prusek	1-1	0-1	1-1	1-1	1-1	1-1	1-1	1-1	7-of-8	.875	1-0
C. Sanford	4-5	3-5	3-4	0-1	10-of-15	.667	2-3
D. Tarasov	2-2	2-2	1-2	1-1	1-1	1-1	0-1	8-of-10	.800	1-1

ALL-TIME INDIVIDUAL SHOOTOUT STATISTICS CAREER LEADERS

SHOOTOUT GOALS

1. Rick Nash	26
2. Cam Atkinson	15
3. Ryan Johansen	11
4. Mark Letestu	10
5. Artemi Panarin	8
Nikolay Zherdev	8
7. Kristian Huselius	7
8. Alexander Wennberg	6
Jakub Voracek	6
Jaroslav Balastik	6
David Vyborny	6

SHOOTOUT PERCENTAGE (MULTIPLE ATTEMPTS)

1. Alexandre Texier	4-of-6	66.7
Jaroslav Balastik	6-of-9	66.7
3. Artemi Panarin	8-of-13	61.5
4. Pierre-Luc Dubois	4-of-7	57.1
5. Kirill Marchenko	2-of-4	50.0
Sam Gagner	2-of-4	50.0
Trevor Letowski	2-of-4	50.0
Mark Hartigan	1-of-2	50.0
Manny Malhotra	1-of-2	50.0
Maksim Mayorov	1-of-2	50.0

SHOOTOUT GAME-DECIDING GOALS

1. Rick Nash	26-of-67	9
2. Cam Atkinson	15-of-46	8
3. Ryan Johansen	11-of-29	6
4. Artemi Panarin	8-of-13	3
Alexander Wennberg	6-of-20	3
Jakub Voracek	6-of-18	3
Mark Letestu	10-of-22	3
Jaroslav Balastik	6-of-9	3
Kristian Huselius	7-of-23	3
10. Multiple Players		2



RECORD BY SEASON

RECORD BY DIVISION

YEAR	CENTRAL	PACIFIC	NORTHWEST	VS. WEST	NORTHEAST	ATLANTIC	SOUTHEAST	METROPOLITAN	VS. EAST
2000-01	6-10-2-2	8-9-1-2	5-12-1-1	19-31-4-5	3-0-3-0	1-4-2-1	5-4-0-0	...	9-8-5-1
2001-02	5-9-3-3	6-14-0-0	4-14-1-1	15-37-4-4	2-5-1-0	4-0-3-1	1-5-0-0	...	7-10-4-1
2002-03	5-13-2-0	7-11-1-1	8-8-3-1	20-32-6-2	3-3-0-0	5-3-0-0	1-4-2-1	...	9-10-2-1
2003-04	9-13-0-2	5-10-4-1	6-11-2-1	20-34-6-4	0-4-1-0	2-2-1-0	3-5-0-0	...	5-11-2-0
2005-06	14-15-3	8-12-0	8-11-1	30-38-4	0-0-0	4-1-0	1-4-0	...	5-5-0
2006-07	11-17-4	10-9-1	8-10-2	29-36-7	3-2-0	1-4-0	0-0-0	...	4-6-0
2007-08	11-18-3	9-5-6	8-10-2	28-33-11	3-2-0	0-0-0	3-1-1	...	6-3-1
2008-09	10-10-4	6-12-2	12-6-2	28-28-8	5-0-0	3-3-1	5-0-1	...	13-3-2
2009-10	7-9-8	9-9-2	8-10-2	24-28-12	2-3-0	0-3-3	6-1-0	...	8-7-3
2010-11	8-11-5	8-11-1	7-9-4	23-31-10	3-2-1	4-2-0	4-0-2	...	11-4-3
2011-12	5-17-2	9-11-0	9-9-2	23-37-4	2-4-1	1-2-2	3-3-0	...	6-9-3
2012-13	9-6-3	8-6-1	7-5-3	24-17-7
2013-14	6-6-2	7-5-2	...	13-11-4	...	14-8-2	...	16-13-1	30-21-3
2014-15	8-6-0	8-6-0	...	16-12-0	...	11-12-1	...	15-11-4	26-23-5
2015-16	6-8-0	8-5-1	...	14-13-1	...	9-11-4	...	11-16-3	20-27-7
2016-17	8-4-2	9-4-1	...	17-8-3	...	15-7-2	...	18-9-3	33-16-5
2017-18	7-6-1	8-7-1	...	15-13-2	...	16-7-1	...	14-10-4	30-17-5
2018-19	9-5-0	7-7-2	...	16-12-2	...	13-10-1	...	18-9-1	31-19-2
2019-20	3-5-4	7-8-1	...	10-13-5	...	13-2-5	...	10-7-5	23-9-10
2020-21	18-26-12
2021-22	10-4-2	6-8-2	...	16-12-4	...	12-9-3	...	9-17-0	21-26-3
2022-23	5-9-2	7-7-2	...	12-16-4	...	6-17-1	...	7-15-4	13-32-5
2023-24	6-9-1	8-5-3	...	14-14-4	...	6-13-5	...	7-16-3	13-29-8
Total	186-236-72	168-181-38	90-115-29	426-508-127	26-25-7	140-120-39	32-27-7	125-123-28	324-295-81

RECORD BY MONTH

YEAR	OCTOBER	NOVEMBER	DECEMBER	JANUARY	FEBRUARY	MARCH	APRIL	MAY
2000-01	3-8-0-1	4-8-1-0	5-6-3-1	5-4-0-2	3-5-3-2	5-6-2-0	3-2-0-0	0-0-0
2001-02	1-7-4-0	6-6-1-1	3-9-1-0	4-9-1-0	1-3-1-2	5-8-0-2	2-5-0-0	0-0-0
2002-03	3-5-1-0	6-6-1-2	4-8-1-0	7-6-2-0	3-7-1-0	5-8-1-1	1-2-1-0	0-0-0
2003-04	3-6-0-1	4-6-3-0	2-9-1-2	6-6-3-0	4-7-1-1	5-10-0-0	1-1-0-0	0-0-0
2005-06	4-8-0	3-10-0	5-8-1	8-4-1	3-3-0	7-7-1	5-3-1	0-0-0
2006-07	3-5-1	3-10-1	9-5-2	6-6-1	3-7-2	8-6-0	1-3-0	0-0-0
2007-08	7-3-1	4-7-3	7-5-2	7-7-0	5-5-3	4-6-3	0-3-0	0-0-0
2008-09	4-6-0	6-4-3	7-6-1	7-5-1	7-4-1	9-4-2	1-2-2	0-0-0
2009-10	6-5-1	7-4-3	2-9-5	7-8-0	3-2-1	7-4-3	0-3-2	0-0-0
2010-11	6-4-0	8-4-0	6-7-3	3-6-2	8-3-1	3-7-6	0-4-1	0-0-0
2011-12	2-9-1	4-6-2	4-8-2	3-8-1	5-7-1	9-7-0	2-1-0	0-0-0
2012-13	0-0-0	0-0-0	0-0-0	2-5-1	3-7-2	10-2-4	9-3-0	0-0-0
2013-14	5-6-0	5-8-3	7-5-1	10-4-0	2-2-1	9-5-1	5-2-1	0-0-0
2014-15	4-6-0	2-9-2	10-1-1	5-8-0	5-7-1	11-4-0	5-0-1	0-0-0
2015-16	2-10-0	8-5-0	4-7-3	5-5-2	7-3-3	4-9-0	4-1-0	0-0-0
2016-17	3-3-1	9-2-3	14-0-0	7-7-0	6-4-2	10-4-2	1-4-0	0-0-0
2017-18	8-4-0	8-4-1	6-7-2	5-4-1	5-7-1	12-3-1	1-1-1	0-0-0
2018-19	6-5-0	9-3-2	8-5-1	5-6-0	8-5-0	9-6-1	2-1-0	0-0-0
2019-20	5-5-2	6-6-2	7-3-4	9-2-0	4-5-6	2-1-1	0-0-0	0-0-0
2020-21	0-0-0	0-0-0	0-0-0	4-3-3	4-7-2	6-5-3	2-10-2	2-1-2
2021-22	5-3-0	7-5-0	3-5-1	5-9-0	7-3-0	5-6-4	5-7-2	0-0-0
2022-23	3-7-0	4-5-2	4-10-0	4-10-2	5-3-2	3-8-2	2-5-1	0-0-0
2023-24	3-4-2	4-9-2	5-5-4	4-6-2	3-6-0	5-8-2	3-5-0	0-0-0
Total	86-119-16	117-127-38	122-128-42	128-138-25	104-112-40	153-134-42	55-68-15	2-1-2

RECORD BY DAY OF THE WEEK

YEAR	MONDAY	TUESDAY	WEDNESDAY	THURSDAY	FRIDAY	SATURDAY	SUNDAY
2000-01	2-4-0-0	4-2-1-1	4-8-3-3	4-4-2-0	5-5-0-0	5-10-2-1	4-6-1-1
2001-02	3-8-2-0	2-6-1-0	2-7-0-1	2-8-1-3	7-3-1-0	4-12-2-1	2-3-1-0
2002-03	1-8-1-0	2-7-1-1	4-4-2-0	9-5-0-0	3-6-2-0	8-9-2-1	2-3-0-1
2003-04	2-4-1-0	2-5-2-1	3-9-1-0	3-10-0-1	6-4-0-1	7-12-1-1	2-1-3-0
2005-06	3-2-1	3-5-1	7-7-0	4-5-0	7-11-1	7-8-1	4-5-0
2006-07	2-2-0	7-4-2	2-6-1	4-4-1	8-10-2	7-12-0	3-4-1
2007-08	1-2-2	4-6-1	7-6-1	6-4-1	7-4-2	6-9-1	3-5-4
2008-09	2-1-2	7-7-1	6-2-1	6-2-1	9-5-0	10-9-4	1-5-1
2009-10	6-4-1	4-8-3	2-4-1	7-7-3	3-1-2	7-10-4	3-1-1
2010-11	4-0-2	5-5-4	5-1-4	3-6-1	7-10-1	9-6-1	1-7-0
2011-12	1-4-0	8-9-1	1-2-2	5-8-2	5-4-0	7-12-1	2-7-1
2012-13	3-1-1	3-2-3	1-1-0	4-4-2	3-2-1	6-4-0	4-3-0
2013-14	6-3-0	8-6-2	2-1-0	7-5-3	6-8-1	11-6-1	3-3-0
2014-15	2-2-1	8-9-0	3-2-0	8-2-1	8-5-2	12-12-0	1-3-1
2015-16	2-6-0	7-8-4	3-1-0	5-7-0	6-7-1	11-7-3	0-4-0
2016-17	2-1-1	12-3-2	2-2-0	5-8-2	11-1-1	10-7-2	8-2-0
2017-18	6-3-0	11-5-1	3-1-1	8-5-2	8-6-1	7-8-2	2-2-0
2018-19	4-3-0	8-10-0	0-0-0	15-4-0	5-4-0	11-9-3	4-1-1
2019-20	8-0-1	6-4-1	2-2-1	6-2-3	3-4-3	4-10-4	4-0-2
2020-21	2-3-2	4-3-3	1-0-0	6-6-3	1-1-0	4-8-2	0-5-2
2021-22	3-2-1	4-11-0	4-1-0	11-7-1	2-6-3	7-8-2	6-3-0
2022-23	0-2-2	5-10-3	1-3-0	5-8-1	3-10-0	7-11-1	4-4-2
2023-24	4-2-1	3-10-3	2-2-1	5-8-3	5-3-0	7-11-3	1-7-1
Total	69-67-22	127-145-43	67-72-23	138-120-37	128-120-25	174-210-46	64-84-24

RECORD BOOK



RECORD IN BACK-TO-BACK GAMES

YEAR	HOME			ROAD			OVERALL		
	1ST GAME	2ND GAME	TOTAL	1ST GAME	2ND GAME	TOTAL	1ST GAME	2ND GAME	TOTAL
2000-01	3-1-0-1	0-3-1-2	3-4-1-3	3-9-1-2	2-10-2-0	5-19-3-2	6-10-1-3	2-13-3-2	8-23-4-5
2001-02	1-2-0-0	0-1-0-2	1-3-0-2	5-5-0-0	3-7-0-0	8-12-0-0	6-7-0-0	3-8-0-2	9-15-0-2
2002-03	2-1-0-0	2-2-0-0	4-3-0-0	2-8-2-0	5-5-0-1	7-13-2-1	4-9-2-0	7-7-0-1	11-16-2-1
2003-04	3-2-1-1	3-3-0-0	6-5-1-1	4-6-1-0	2-9-1-0	6-15-2-0	7-8-2-1	5-12-1-0	12-20-3-1
2005-06	7-2-0	2-3-0	9-5-0	4-3-3	6-8-0	10-11-3	11-5-3	8-11-0	19-16-3
2006-07	4-5-1	4-2-1	8-7-2	6-5-0	3-10-1	9-15-1	10-10-1	7-12-2	17-22-3
2007-08	4-0-0	3-1-0	7-1-0	3-5-0	1-4-3	4-9-3	7-5-0	4-5-3	11-10-3
2008-09	8-1-0	4-3-1	12-4-1	4-5-2	3-6-3	7-11-5	12-6-2	7-9-4	19-15-6
2009-10	5-1-2	0-0-0	5-1-2	2-2-0	4-4-4	6-6-4	7-3-2	4-4-4	11-7-6
2010-11	1-4-0	3-4-1	4-8-1	5-5-3	6-3-1	11-8-4	6-9-3	9-7-2	15-16-5
2011-12	2-4-0	1-3-1	3-7-1	3-7-0	2-8-1	5-15-1	5-11-0	3-11-2	8-22-2
2012-13	4-1-0	1-0-0	5-1-0	2-4-0	3-7-0	5-11-0	6-5-0	4-7-0	10-12-0
2013-14	4-3-0	3-4-1	7-7-1	3-5-2	7-2-0	10-7-2	7-8-2	10-6-1	17-14-3
2014-15	4-4-1	2-3-0	6-7-1	6-3-1	6-7-1	12-10-2	10-7-2	8-10-1	18-17-3
2015-16	4-3-1	3-1-1	7-4-2	5-5-0	4-8-1	9-13-1	9-8-1	7-9-2	16-17-3
2016-17	7-2-0	3-1-1	10-3-1	5-3-2	7-4-3	12-7-5	12-5-2	10-5-4	22-10-6
2017-18	7-2-0	4-2-0	11-6-0	3-5-0	4-6-1	7-11-1	10-7-0	8-8-1	18-15-1
2018-19	2-3-0	3-3-1	5-6-1	8-3-0	4-3-2	12-6-2	10-6-0	7-6-3	17-12-3
2019-20	5-2-0	0-2-1	5-4-1	1-1-4	6-4-0	7-5-4	6-3-4	6-6-1	12-9-5
2020-21	2-2-0	2-0-1	4-2-1	1-4-0	1-4-1	2-8-1	3-6-0	3-4-2	6-10-2
2021-22	2-2-2	3-4-1	5-6-3	4-3-1	1-4-1	5-7-2	6-5-3	4-8-2	10-13-5
2022-23	4-8-0	2-3-0	6-11-0	1-4-0	2-8-2	3-12-2	5-12-0	4-11-2	9-23-2
2023-24	5-0-0	2-2-0	7-2-0	0-7-1	2-5-2	2-12-3	5-7-1	4-7-2	9-14-3
Total	90-55-10	50-50-16	140-105-26	80-107-24	84-136-31	164-243-56	170-162-35	134-186-47	304-344-82

RECORD WHEN... SCORING 1 GOAL OR LESS

YEAR	HOME			ROAD			TOTAL				
	1ST	2ND	TOTAL	1ST	2ND	TOTAL	1ST	2ND	TOTAL		
2000-01	0-8-1-1	0-15-1-0	0-23-2-1	8-4-2-0	2-2-0-0	10-6-2-0	10-0-1-0	4-0-1-0	14-0-2-0		
2001-02	0-10-0-2	0-20-0-0	0-30-0-2	6-2-2-1	4-3-1-1	10-5-3-2	6-0-0-2	5-1-0-0	11-1-0-2		
2002-03	1-7-0-0	0-9-1-0	1-16-1-0	5-1-1-1	1-2-1-0	6-3-2-1	12-1-0-0	3-0-1-0	15-1-1-0		
2003-04	0-7-1-1	0-13-1-1	0-20-2-2	6-4-1-0	3-5-1-1	9-9-2-1	9-2-1-0	4-2-1-0	13-4-2-0		
2005-06	1-9-0	0-9-0	1-18-0	4-2-0	5-6-1	9-8-1	7-0-0	3-1-0	10-1-0		
2006-07	0-9-0	0-15-0	0-24-0	7-2-3	5-2-1	12-4-4	2006-07	8-0-0	6-3-0	14-3-0	
2007-08	0-9-2	1-15-2	1-24-4	6-1-2	4-1-2	10-2-4	2007-08	12-0-0	7-1-0	19-1-0	
2008-09	1-4-1	1-10-1	2-14-2	9-2-1	2-4-2	11-6-3	2008-09	11-0-1	9-0-0	20-0-1	
2009-10	1-5-3	0-9-3	1-14-6	2009-10	7-3-4	3-7-3	10-10-7	2009-10	10-0-1	2-0-1	12-0-2
2010-11	0-7-0	0-9-1	0-16-1	2010-11	9-2-4	9-2-1	18-4-5	2010-11	9-0-0	5-0-0	14-0-0
2011-12	0-9-1	1-8-2	1-17-3	2011-12	4-4-1	3-3-0	7-7-1	2011-12	11-0-0	5-0-0	16-0-0
2012-13	1-3-2	0-7-1	1-10-3	2012-13	2-0-2	7-1-1	9-1-3	2012-13	10-0-0	2-1-1	12-1-1
2013-14	1-7-0	1-7-1	2-14-1	2013-14	3-4-2	5-2-1	8-6-3	2013-14	9-0-0	11-0-0	20-0-0
2014-15	0-8-0	1-5-0	1-13-0	2014-15	5-2-1	8-3-2	13-5-3	2014-15	5-0-0	8-0-0	13-0-0
2015-16	0-5-2	0-13-1	0-18-3	2015-16	3-5-1	3-1-0	6-6-1	2015-16	5-0-0	10-0-0	15-0-0
2016-17	2-4-0	0-4-5	2-8-5	2016-17	7-2-0	10-4-1	17-6-1	2016-17	17-0-0	8-0-1	25-0-1
2017-18	2-7-1	0-7-0	2-14-1	2017-18	5-0-0	2-5-0	7-7-0	2017-18	14-0-0	8-0-0	22-0-0
2018-19	1-8-1	0-6-1	1-14-2	2018-19	2-1-0	4-1-0	6-2-0	2018-19	10-0-0	10-0-0	20-0-0
2019-20	2-8-1	0-5-3	2-13-4	2019-20	6-0-1	4-1-5	10-1-6	2019-20	8-0-0	4-0-1	12-0-1
2020-21	1-2-1	0-12-1	1-14-2	2020-21	3-2-4	5-1-1	8-3-5	2020-21	3-0-0	2-0-0	5-0-0
2021-22	0-4-2	0-11-0	0-15-2	2021-22	3-3-1	0-3-1	3-6-2	2021-22	4-0-0	4-0-0	8-0-0
2022-23	0-10-0	0-12-1	0-22-1	2022-23	3-3-1	1-3-3	4-6-4	2022-23	3-0-0	3-1-0	6-1-0
2023-24	0-8-0	1-10-0	1-18-0	2023-24	1-2-2	1-5-4	2-7-6	2023-24	2-0-0	2-0-0	4-0-0
Total	14-158-23	6-231-27	20-389-50	Total	114-51-38	91-67-34	205-118-72	Total	195-3-6	125-10-7	320-13-13

SCORING 2 GOALS OR LESS

YEAR	HOME			ROAD			TOTAL				
	1ST	2ND	TOTAL	1ST	2ND	TOTAL	1ST	2ND	TOTAL		
2000-01	4-11-2-3	2-22-5-2	6-33-7-5	2000-01	7-0-0-0	5-0-0-1	12-0-0-1	2000-01	17-2-2-1	7-3-5-0	24-5-7-1
2001-02	2-15-3-3	2-26-2-0	4-41-5-3	2001-02	6-1-0-0	2-0-0-0	8-1-0-0	2001-02	10-1-3-2	8-8-2-0	18-9-5-2
2002-03	4-12-2-1	3-21-2-1	7-33-4-2	2002-03	11-1-2-0	5-5-0-0	16-6-2-0	2002-03	17-2-2-0	8-1-2-0	25-3-4-0
2003-04	5-13-2-2	1-22-3-1	6-35-5-3	2003-04	6-1-1-0	4-0-0-0	10-1-1-0	2003-04	14-4-2-1	6-4-3-1	20-8-5-2
2005-06	2-15-0	2-18-2	4-33-2	2005-06	17-1-0	5-1-1	22-2-1	2005-06	12-1-0	9-3-0	21-4-0
2006-07	3-13-1	1-21-0	4-34-1	2006-07	8-4-0	9-0-2	17-4-2	2006-07	14-0-0	10-6-0	24-6-0
2007-08	4-13-4	2-21-2	6-34-6	2007-08	10-0-1	8-0-1	18-0-2	2007-08	16-2-2	10-4-2	26-6-4
2008-09	5-11-2	4-14-2	9-25-4	2008-09	11-0-0	10-0-3	21-0-3	2008-09	17-1-1	11-2-1	28-3-2
2009-10	6-8-4	1-14-3	7-22-7	2009-10	7-1-1	8-2-0	15-3-1	2009-10	18-0-3	8-4-3	26-4-6
2010-11	2-15-1	1-13-4	3-28-5	2010-11	6-2-0	7-1-3	13-3-3	2010-11	13-3-0	12-0-1	25-3-1
2011-12	3-17-2	3-19-4	6-36-6	2011-12	10-0-0	6-3-0	16-3-0	2011-12	14-4-1	10-2-2	24-6-3
2012-13	5-5-2	0-10-1	5-15-3	2012-13	7-0-1	3-1-0	10-1-1	2012-13	12-0-2	7-4-1	19-4-3
2013-14	1-11-2	7-14-2	8-25-4	2013-14	18-0-0	9-1-0	27-1-0	2013-14	17-1-0	17-3-1	34-4-1
2014-15	2-17-0	2-12-1	4-29-1	2014-15	12-1-1	13-0-0	25-1-1	2014-15	12-2-0	16-1-0	28-3-0
2015-16	2-12-5	4-21-2	6-33-7	2015-16	13-0-0	9-1-0	22-1-0	2015-16	10-1-2	13-4-1	23-5-3
2016-17	9-8-1	0-8-6	9-16-7	2016-17	12-2-0	12-0-0	24-2-0	2016-17	25-2-0	16-0-5	41-2-5
2017-18	7-11-2	6-12-1	13-23-3	2017-18	14-1-1	11-1-3	25-2-4	2017-18	22-2-1	12-3-0	34-5-1
2018-19	2-14-1	4-13-2	6-27-3	2018-19	18-2-1	17-0-0	35-2-1	2018-19	14-0-1	16-2-1	30-2-2
2019-20	3-12-3	3-7-6	6-19-9	2019-20	11-0-0	6-2-0	17-2-0	2019-20	14-3-1	9-1-3	23-4-4
2020-21	1-5-2	1-16-3	2-21-5	2020-21	7-2-2	1-0-0	8-2-2	2020-21	8-1-1	6-1-1	14-2-2
2021-22	1-9-3	2-18-1	3-27-4	2021-22	17-3-1	14-2-0	31-5-1	2021-22	11-1-2	5-1-0	16-2-2
2022-23	0-19-1	0-21-3	0-40-4	2022-23	13-1-0	8-1-1	21-2-1	2022-23	5-2-0	4-3-1	9-5-1
2023-24	0-16-3	2-17-1	2-33-4	2023-24	16-1-0	7-2-2	23-3-2	2023-24	10-3-0	5-1-0	15-4-0
Total	73-282-57	51-380-61	124-662-119	Total	257-24-12	181-23-17	438-47-29	Total	322-38-30	225-61-36	547-99-66



RECORD BY SEASON

RECORD WHEN...

ALLOWING 3 GOALS

YEAR	HOME	ROAD	TOTAL
2000-01	1-3-2	0-8-0	1-11-2
2001-02	2-6-2	0-6-1	2-12-3
2002-03	2-4-1	0-6-1	2-10-2
2003-04	2-3-1	1-6-1	3-9-2
2005-06	7-5-0	1-6-2	8-11-2
2006-07	2-6-1	2-6-0	4-12-1
2007-08	2-2-2	3-11-0	5-13-2
2008-09	6-4-1	3-7-1	9-11-2
2009-10	2-4-1	2-3-0	4-7-1
2010-11	4-5-1	4-3-3	8-8-4
2011-12	3-5-1	2-2-2	5-7-3
2012-13	2-3-0	2-3-0	4-6-0
2013-14	4-6-2	4-4-1	8-10-3
2014-15	6-2-0	5-5-1	11-7-1
2015-16	6-4-3	1-4-1	7-8-4
2016-17	2-4-1	4-3-1	6-7-2
2017-18	1-4-1	5-2-1	6-6-2
2018-19	5-3-0	6-3-1	11-6-1
2019-20	5-5-2	4-1-3	9-6-5
2020-21	2-1-1	0-7-2	2-8-3
2021-22	7-1-1	4-6-1	11-7-2
2022-23	6-5-1	3-1-2	9-6-3
2023-24	6-1-3	1-5-1	7-6-4
Total	85-86-33	57-108-29	142-194-62

ALLOWING 1ST GOAL

YEAR	HOME	ROAD	TOTAL
2000-01	6-8-3	3-17-1	9-25-4
2001-02	5-12-0	0-24-1	5-36-1
2002-03	8-11-3	4-19-1	12-30-4
2003-04	5-11-1	5-18-3	10-29-4
2005-06	10-12-0	6-17-3	16-29-3
2006-07	4-16-2	6-21-0	10-37-2
2007-08	5-11-2	4-19-4	9-30-6
2008-09	8-8-3	5-14-3	13-22-6
2009-10	7-9-4	5-14-4	12-23-8
2010-11	5-14-3	7-12-5	12-26-8
2011-12	3-13-1	3-20-2	6-33-3
2012-13	6-3-4	5-8-1	11-11-5
2013-14	4-10-1	5-12-0	9-22-1
2014-15	6-16-1	9-10-3	15-26-4
2015-16	7-11-4	5-19-1	12-30-5
2016-17	7-8-0	8-6-3	15-14-3
2017-18	8-8-1	7-12-0	15-20-1
2018-19	10-15-1	4-9-1	14-24-2
2019-20	3-9-2	6-8-6	9-17-8
2020-21	3-6-3	2-9-1	5-15-4
2021-22	8-8-2	8-19-2	16-27-4
2022-23	8-16-2	3-22-2	11-38-4
2023-24	4-13-1	3-15-1	7-28-2
Total	140-248-50	113-344-50	253-592-100

TRAILING AFTER 1ST PERIOD

YEAR	HOME	ROAD	TOTAL
2000-01	6-7-1	1-7-3	7-14-4
2001-02	6-2-2	3-12-2	9-14-4
2002-03	5-4-1	6-5-2	11-9-3
2003-04	6-9-1	3-14-3	9-23-4
2005-06	10-8-0	4-10-1	14-18-1
2006-07	6-8-2	8-5-1	14-13-3
2007-08	6-4-3	3-10-3	9-14-6
2008-09	11-3-2	5-9-4	16-12-6
2009-10	8-3-3	6-6-1	14-9-4
2010-11	4-6-2	5-3-4	9-9-6
2011-12	3-11-1	5-10-3	8-21-4
2012-13	9-2-3	3-4-2	12-6-5
2013-14	6-8-2	12-5-2	18-13-4
2014-15	4-6-0	9-4-2	13-10-2
2015-16	5-5-3	6-7-1	11-12-4
2016-17	12-3-0	5-1-5	17-4-5
2017-18	9-4-2	8-8-2	17-12-4
2018-19	5-3-2	5-2-2	10-5-4
2019-20	9-4-0	7-4-3	16-8-3
2020-21	4-2-4	3-6-2	7-8-6
2021-22	2-7-0	1-14-2	3-21-2
2022-23	7-14-2	2-16-2	9-30-4
2023-24	2-9-1	1-11-1	3-20-2
Total	64-189-28	52-257-27	116-446-55

ALLOWING 4 GOALS OR MORE

YEAR	HOME	ROAD	TOTAL
2000-01	1-10-0	2-13-0	3-23-0
2001-02	2-11-0	0-15-0	2-26-0
2002-03	1-8-2	1-21-0	2-29-2
2003-04	1-11-1	1-17-0	2-28-1
2005-06	4-12-0	2-16-2	6-28-2
2006-07	2-13-3	3-11-3	5-24-6
2007-08	2-10-3	1-7-3	3-17-6
2008-09	2-8-1	2-9-5	4-17-6
2009-10	0-8-5	2-16-3	2-24-8
2010-11	0-11-4	1-13-4	1-24-8
2011-12	0-12-1	0-21-0	0-33-1
2012-13	0-2-3	1-5-1	1-7-4
2013-14	1-8-2	0-10-1	1-18-3
2014-15	1-16-2	2-9-2	3-25-4
2015-16	2-12-1	2-15-0	4-27-1
2016-17	1-6-0	2-9-1	3-15-1
2017-18	3-6-1	2-13-3	5-19-4
2018-19	3-14-1	3-9-0	6-23-1
2019-20	1-4-1	0-8-5	1-12-6
2020-21	1-7-6	1-9-1	2-16-7
2021-22	3-13-2	7-16-1	10-29-3
2022-23	5-16-1	2-21-4	7-37-5
2023-24	1-15-2	4-18-6	5-33-8
Total	37-233-44	41-301-48	78-534-92

LEADING AFTER 1ST PERIOD

YEAR	HOME	ROAD	TOTAL
2000-01	11-1-0	6-3-2	17-4-2
2001-02	6-3-3	5-0-1	11-3-3
2002-03	11-1-2	3-6-1	14-7-3
2003-04	8-1-2	1-1-0	9-2-2
2005-06	8-3-0	4-4-1	12-7-1
2006-07	10-0-1	6-1-2	16-1-3
2007-08	13-2-3	8-0-1	21-2-4
2008-09	12-3-0	8-3-2	20-6-2
2009-10	9-3-4	4-5-2	13-8-6
2010-11	10-2-1	7-2-0	17-4-1
2011-12	13-2-1	5-1-0	18-3-1
2012-13	5-1-1	3-1-0	8-2-1
2013-14	14-2-2	8-3-1	22-5-3
2014-15	10-2-1	12-2-0	22-4-1
2015-16	9-2-1	8-4-1	17-6-2
2016-17	15-3-1	13-5-0	28-8-1
2017-18	13-3-1	9-1-2	22-4-3
2018-19	12-2-0	17-2-0	29-4-0
2019-20	8-1-2	3-1-4	11-2-6
2020-21	6-2-2	3-5-2	9-7-4
2021-22	8-2-2	8-4-0	16-6-2
2022-23	6-4-0	6-1-3	12-5-3
2023-24	10-3-3	7-3-3	17-6-6
Total	220-47-33	151-57-27	370-104-60

LEADING AFTER 2ND PERIOD

YEAR	HOME	ROAD	TOTAL
2000-01	15-2-1	7-0-2	22-2-3
2001-02	10-0-1	7-0-2	17-0-3
2002-03	16-1-3	7-1-2	23-2-5
2003-04	15-2-2	4-1-0	19-3-2
2005-06	8-1-0	7-1-0	15-2-0
2006-07	13-0-2	8-1-2	21-1-4
2007-08	14-1-1	10-2-0	24-3-1
2008-09	12-2-0	9-1-0	21-3-0
2009-10	13-3-4	11-4-0	24-7-4
2010-11	11-1-1	8-1-1	19-2-2
2011-12	15-3-2	8-3-0	23-6-2
2012-13	9-0-0	4-0-0	13-0-0
2013-14	13-0-3	16-2-1	29-2-4
2014-15	10-1-1	10-1-0	20-2-2
2015-16	10-2-2	12-0-0	22-2-2
2016-17	19-1-0	14-0-3	33-1-3
2017-18	18-0-1	12-3-2	30-3-3
2018-19	17-1-0	15-1-0	32-2-0
2019-20	8-1-1	6-1-4	14-2-5
2020-21	6-0-2	3-0-1	9-0-3
2021-22	11-2-3	9-2-1	20-4-4
2022-23	5-0-0	6-0-2	11-0-2
2023-24	13-0-2	5-1-5	18-1-7
Total	281-24-35	198-26-32	479-50-67

SCORING 1ST GOAL

YEAR	HOME	ROAD	TOTAL
2000-01	13-7-1	6-7-4	19-14-5
2001-02	9-6-5	8-5-2	17-11-7
2002-03	12-3-2	5-9-2	17-12-4
2003-04	12-7-3	3-9-1	15-16-4
2005-06	13-6-0	6-8-1	19-14-1
2006-07	14-3-2	9-2-3	23-5-5
2007-08	15-3-5	10-3-1	25-6-6
2008-09	17-5-0	11-4-4	28-9-4
2009-10	13-3-5	7-9-2	20-12-7
2010-11	12-5-2	10-4-3	22-9-5
2011-12	14-8-2	9-5-2	23-13-4
2012-13	8-2-1	5-4-1	13-6-2
2013-14	18-5-3	16-5-3	34-10-6
2014-15	13-4-1	14-5-0	27-9-1
2015-16	11-6-2	11-4-1	22-10-3
2016-17	21-4-1	14-6-4	35-10-5
2017-18	18-4-2	12-6-4	30-10-6
2018-19	12-2-1	21-5-1	33-7-2
2019-20	17-3-2	7-2-5	24-5-7
2020-21	8-3-5	5-8-3	13-11-8
2021-22	13-7-3	8-4-0	21-11-3
2022-23	8-7-0	6-3-5	14-10-5
2023-24	13-6-4	7-9-6	20-15-10
Total	304-109-57	210-126-63	514-235-120

TIED AFTER 1ST PERIOD

YEAR	HOME	ROAD	TOTAL
2000-01	2-7-3	2-14-1	4-21-3
2001-02	2-13-0	0-17-1	2-30-1
2002-03	4-9-2	0-17-0	4-26-2
2003-04	3-8-1	4-12-1	7-20-2
2005-06	5-7-0	4-11-2	9-18-2
2006-07	2-11-1	1-17-0	3-28-1
2007-08	1-8-1	3-12-1	4-20-2
2008-09	2-7-1	3-6-1	5-13-2
2009-10	3-6-2	2-12-3	5-18-5
2010-11	3-11-2	5-11-4	8-22-6
2011-12	1-8-1	2-14-1	3-22-2
2012-13	0-2-1	4-7-0	4-9-1
2013-14	2-5-0	1-9-0	3-14-0
2014-15	5-12-1	2-9-1	7-21-2
2015-16	4-10-2	2-12-0	6-22-2
2016-17	1-6-0	4-6-2	5-12-2
2017-18	4-5-0	2-9-0	6-14-0
2018-19	5-12-0	3-10-0	8-22-0
2019-20	3-7-2	3-5-4	6-12-6
2020-21	1-5-2	1-6-0	2-11-2
2021-22	11-6-3	7-5-0	18-11-3
2022-23	3-5-0	1-8-2	4-13-2
2023-24	5-7-1	2-10-3	7-17-4
Total	153-120-44	117-155-55	270-275-99

TIED AFTER 2ND PERIOD

YEAR	HOME	ROAD	TOTAL
2000-01	3-1-1	2-6-3	5-7-4
2001-02	4-2-3	1-3-0	5-5-3
2002-03	3-4-0	1-4-1	4-8-1
2003-04	2-4-1	1-7-4	3-11-5
2005-06	9-6-0	2-1-1	11-7-1
2006-07	0-3-1	6-2-1	6-5-2
2007-08	4-2-4	1-4-3	5-6-7
2008-09	13-0-2	3-3-4	16-3-6
2009-10	4-0-2	0-3-4	4-3-6
2010-11	5-4-3	7-0-3	12-4-6
2011-12	2-5-1	2-4-2	4-9-3
2012-13	3-0-3	5-3-1	8-3-4
2013-14	8-7-1	4-0-2	12-7-3
2014-15	7-2-1	11-3-1	18-5-2
2015-16	4-4-2	2-4-2	6-8-4
2016-17	8-3-0	5-2-2	13-5-2
2017-18	6-2-1	4-1-0	10-3-1
2018-19	5-3-2	8-3-1	13-6-3
2019-20	8-1-3	4-1-4	12-2-7
2020-21	5-2-1	2-6-2	7-8-3
2021-22	4-2-2	4-5-0	8-7-2
2022-23	7-5-0	1-3-2	8-8-2
2023-24	0-6-2	4-6-2	4-12-4
Total	114-68-42	80-74-48	194-142-90

RECORD BY SEASON



RECORD WHEN...

TRAILING AFTER 2ND PERIOD

YEAR	HOME	ROAD	TOTAL
2000-01	1-12-2-1	0-18-0-1	1-30-2-2
2001-02	0-16-1-0	0-26-1-0	0-42-2-0
2002-03	1-9-2-0	1-23-0-0	2-32-2-0
2003-04	0-12-1-1	3-19-0-0	3-31-1-1
2005-06	6-11-0	3-23-3	9-34-3
2006-07	5-16-1	1-20-0	6-36-1
2007-08	2-11-2	3-16-2	5-27-4
2008-09	0-11-1	4-14-3	4-25-4
2009-10	3-9-3	1-16-2	4-25-5
2010-11	1-14-1	2-15-4	3-29-5
2011-12	0-13-0	2-18-2	2-31-2
2012-13	2-5-2	1-9-1	3-14-3
2013-14	1-8-0	1-15-0	2-23-0
2014-15	2-17-0	2-11-1	4-28-1
2015-16	4-11-2	2-19-0	6-30-2
2016-17	1-8-1	3-10-2	4-18-3
2017-18	2-10-1	3-14-2	5-24-3
2018-19	0-14-0	2-9-1	2-23-1
2019-20	4-10-0	3-8-3	7-18-3
2020-21	0-7-5	2-11-1	2-18-6
2021-22	6-11-0	3-16-1	9-27-1
2022-23	4-18-2	2-22-3	6-40-5
2023-24	4-13-1	1-17-0	5-30-1
Total	49-266-30	45-369-33	94-635-63

KILLING ALL SHORTHANDED ATTEMPTS

YEAR	HOME	ROAD	TOTAL
2000-01	12-6-1-2	5-5-3-0	17-11-4-2
2001-02	10-9-3-3	6-16-1-1	16-25-4-4
2002-03	14-4-1-0	5-13-1-1	19-17-2-1
2003-04	13-9-2-1	7-10-3-1	20-19-5-2
2005-06	10-6-0	4-4-1	14-10-1
2006-07	7-4-1	6-10-0	13-14-1
2007-08	13-4-3	8-9-1	21-13-4
2008-09	12-4-2	9-6-2	21-10-4
2009-10	14-3-5	8-8-3	22-11-8
2010-11	13-6-4	8-3-4	21-9-8
2011-12	14-8-1	8-5-3	22-13-4
2012-13	12-2-4	2-5-2	14-7-6
2013-14	16-7-0	12-6-3	28-13-3
2014-15	10-9-2	12-6-2	22-15-4
2015-16	8-11-3	9-6-2	17-17-5
2016-17	22-5-1	10-7-5	32-12-6
2017-18	20-7-1	11-6-1	31-13-2
2018-19	17-12-2	18-9-1	35-21-3
2019-20	15-6-2	11-4-5	26-10-7
2020-21	7-2-4	4-13-2	11-15-6
2021-22	11-7-4	12-10-0	23-17-4
2022-23	9-12-2	3-11-3	12-23-5
2023-24	11-10-3	7-6-4	18-16-7
Total	290-153-57	185-178-55	475-331-112

SHOTS ON GOAL ARE TIED

YEAR	HOME	ROAD	TOTAL
2000-01	1-0-0-0	0-1-0-0	1-1-0-0
2001-02	1-0-0-0	0-1-0-0	1-1-0-0
2002-03	1-1-2-0	0-1-0-0	1-2-2-0
2003-04	0-1-1-0	0-2-0-0	0-3-1-0
2005-06	1-0-0	0-0-0	1-0-0
2006-07	1-2-0	1-1-0	2-3-0
2007-08	1-0-0	0-2-0	1-2-0
2008-09	1-1-0	0-0-0	1-1-0
2009-10	2-1-2	1-1-0	3-2-2
2010-11	1-1-0	0-0-1	1-1-1
2011-12	1-2-0	0-0-0	1-2-0
2012-13	1-2-0	1-0-0	2-2-0
2013-14	1-1-0	0-0-0	1-1-0
2014-15	1-2-0	2-1-0	3-3-0
2015-16	0-1-0	1-0-0	1-1-0
2016-17	2-0-0	1-1-0	3-1-0
2017-18	1-1-0	0-1-0	1-2-0
2018-19	1-2-0	1-0-0	2-2-0
2019-20	0-1-0	0-0-0	0-1-0
2020-21	0-0-1	0-1-1	0-1-2
2021-22	0-0-0	0-0-0	0-0-0
2022-23	0-1-1	0-1-0	0-2-1
2023-24	0-2-1	0-1-0	0-3-1
Total	18-22-8	8-15-2	26-37-10

SCORING A POWER PLAY GOAL

YEAR	HOME	ROAD	TOTAL
2000-01	18-5-2-1	4-7-2-2	22-12-4-3
2001-02	11-6-2-0	2-12-3-0	13-18-5-0
2002-03	16-5-2-1	7-14-0-0	23-19-2-1
2003-04	12-8-3-1	6-7-2-2	18-15-5-3
2005-06	17-8-0	7-14-2	24-22-2
2006-07	15-6-4	8-8-2	23-14-6
2007-08	11-5-4	8-9-3	19-14-7
2008-09	12-6-2	7-4-4	19-10-6
2009-10	11-4-6	7-10-3	18-14-9
2010-11	7-7-2	9-6-4	16-13-6
2011-12	12-9-0	6-7-3	18-16-3
2012-13	7-1-3	5-2-0	12-3-3
2013-14	15-6-1	10-4-1	25-10-2
2014-15	10-12-1	14-8-0	24-20-1
2015-16	10-6-1	11-8-0	21-14-1
2016-17	12-3-0	11-3-1	23-6-1
2017-18	16-2-2	5-4-2	21-6-4
2018-19	9-5-1	11-3-0	20-8-1
2019-20	10-4-0	6-3-2	16-7-2
2020-21	4-2-5	2-2-0	6-4-5
2021-22	13-4-2	6-9-1	19-13-3
2022-23	11-6-0	3-7-5	14-13-5
2023-24	9-6-4	4-2-4	13-8-8
Total	268-126-50	159-153-48	427-279-98

ALLOWING A POWER PLAY GOAL

YEAR	HOME	ROAD	TOTAL
2000-01	7-9-3-1	4-19-2-3	11-28-5-4
2001-02	4-9-2-1	2-13-2-0	6-22-4-1
2002-03	6-10-4-2	4-15-2-0	10-25-6-2
2003-04	4-9-2-1	1-17-1-1	5-26-3-2
2005-06	13-12-0	8-21-3	21-33-3
2006-07	11-15-3	9-13-3	20-28-6
2007-08	7-10-4	6-13-4	13-23-8
2008-09	13-9-1	7-12-5	20-21-6
2009-10	6-9-4	4-15-3	10-24-7
2010-11	4-13-1	9-13-4	13-26-5
2011-12	3-13-2	4-20-1	7-33-3
2012-13	2-3-1	8-7-0	10-10-1
2013-14	6-8-4	9-11-0	15-19-4
2014-15	9-11-0	11-9-1	20-20-1
2015-16	10-6-3	7-17-0	17-23-3
2016-17	6-7-0	12-5-2	18-12-2
2017-18	6-5-2	8-12-3	14-17-5
2018-19	5-5-0	7-5-1	12-10-1
2019-20	5-6-2	2-6-6	7-12-8
2020-21	4-7-4	3-4-2	7-11-6
2021-22	10-8-1	4-13-2	14-21-3
2022-23	7-11-0	6-14-4	13-25-4
2023-24	6-9-2	3-18-3	9-27-5
Total	154-204-50	138-293-58	292-506-108

TRAILING IN SHOTS ON GOAL

YEAR	HOME	ROAD	TOTAL
2000-01	12-10-2-1	5-18-5-3	17-28-7-4
2001-02	7-10-5-1	8-23-2-1	15-33-7-2
2002-03	13-10-3-2	7-22-3-1	20-32-6-3
2003-04	6-9-2-2	7-23-2-2	13-32-4-4
2005-06	13-12-0	12-23-4	25-35-4
2006-07	8-7-3	10-10-2	18-17-5
2007-08	6-6-3	9-9-1	15-15-4
2008-09	11-4-1	10-8-3	21-12-4
2009-10	10-5-4	8-14-4	18-19-8
2010-11	6-6-2	9-9-4	15-15-6
2011-12	8-8-0	11-16-2	19-24-2
2012-13	7-1-5	8-8-2	15-9-7
2013-14	12-8-2	12-11-1	24-19-3
2014-15	11-9-2	18-9-3	29-18-5
2015-16	11-6-5	11-13-1	22-19-6
2016-17	13-2-0	9-5-6	22-7-6
2017-18	6-3-2	12-6-3	18-9-5
2018-19	6-3-0	11-5-2	17-8-2
2019-20	10-3-1	8-4-4	18-7-5
2020-21	10-7-6	5-11-3	15-18-9
2021-22	13-9-3	8-21-1	21-30-4
2022-23	13-16-1	5-19-6	18-35-7
2023-24	12-15-2	4-14-5	16-29-7
Total	224-169-60	207-301-76	431-470-136

SHUT OUT ON POWER PLAY

YEAR	HOME	ROAD	TOTAL
2000-01	1-10-2-2	5-17-3-1	6-27-5-3
2001-02	3-12-3-4	6-17-0-1	9-29-3-5
2002-03	4-9-3-1	2-14-3-1	6-23-6-2
2003-04	5-10-1-1	2-20-2-0	7-30-3-1
2005-06	6-10-0	5-11-2	11-21-2
2006-07	3-13-0	7-15-1	10-28-1
2007-08	9-9-3	6-13-2	15-22-5
2008-09	13-7-1	9-14-3	22-21-4
2009-10	9-8-3	5-13-3	14-21-6
2010-11	10-12-3	8-10-4	18-22-7
2011-12	5-12-3	6-18-1	11-30-4
2012-13	7-4-2	5-10-2	12-14-4
2013-14	7-9-3	11-13-2	18-22-5
2014-15	9-8-1	9-7-3	18-15-4
2015-16	8-11-5	5-15-2	13-26-7
2016-17	16-9-1	11-9-6	27-18-7
2017-18	10-10-1	14-14-2	24-24-3
2018-19	13-12-1	14-11-2	27-23-3
2019-20	10-8-4	7-7-9	17-15-13
2020-21	7-7-3	5-15-4	12-22-7
2021-22	8-11-3	10-14-1	18-25-4
2022-23	5-17-2	6-18-2	11-35-4
2023-24	8-13-1	6-22-3	14-35-4
Total	176-231-57	164-317-65	340-548-122

LEADING IN SHOTS ON GOAL

YEAR	HOME	ROAD	TOTAL
2000-01	6-5-2-2	4-5-0-0	10-10-2-2
2001-02	6-8-0-3	0-5-1-0	6-13-1-3
2002-03	6-3-0-0	2-5-0-0	8-8-0-0
2003-04	11-8-1-0	1-2-2-0	12-10-3-0
2005-06	9-6-0	0-2-0	9-8-0
2006-07	9-10-1	4-12-1	13-22-2
2007-08	13-8-4	5-11-4	18-19-8
2008-09	13-8-2	6-10-4	19-18-6
2009-10	8-6-3	3-8-2	11-14-5
2010-11	10-12-3	8-7-3	18-19-6
2011-12	8-11-3	1-9-2	9-20-5
2012-13	6-2-0	1-4-0	7-6-0
2013-14	9-6-2	9-6-2	18-12-4
2014-15	7-9-0	3-5-0	10-14-0
2015-16	7-10-1	4-10-1	11-20-2
2016-17	13-10-1	12-6-1	25-16-2
2017-18	19-8-1	7-11-1	26-19-2
2018-19	15-12-2	13-9-0	28-21-2
2019-20	10-8-3	5-6-7	15-14-10
2020-21	1-2-1	2-5-0	3-7-1
2021-22	8-6-2	8-2-1	16-8-3
2022-23	3-6-0	4-5-1	7-11-1
2023-24	5-2-2	6-9-2	11-11-4
Total	202-166-39	108-154-35	310-320-74

RECORD IN GAMES DECIDED BY...

YEAR	1-GOAL	2-GOALS	3-GOALS	4+
2000-01	11-11-0-6	6-12	10-10	1-6
2001-02	10-11-0-5	9-17	1-9	2-10
2002-03	11-15-0-3	7-10	7-4	4-13
2003-04	14-18-0-4	6-13	4-7	1-7
2005-06	24-12-4	3-12	7-10	1-9
2006-07	18-11-7	6-10	5-15	4-6
2007-08	14-8-12	6-13	10-11	4-4
2008-09	20-6-10	12-10	4-12	5-3
2009-10	15-11-15	9-7	6-11	2-6
2010-11	19-10-13	7-6	6-11	2-8
2011-12	11-13-7	7-12	8-15	3-6
2012-13	14-7-7	5-5	2-3	3-2
2013-14	16-12-7	10-10	13-5	4-5
2014-15	23-8-5	11-11	4-11	4-5
2015-16	14-11-8	7-11	9-10	4-8
2016-17	23-9-8	11-8	9-5	7-2
2017-18	23-7-7	9-12	5-7	8-4
2018-19	17-6-4	5-9	18-10	7-6
2019-20	20-8-15	4-5	7-6	2-3
2020-21	12-4-12	3-10	3-8	0-4



INDIVIDUAL LEADERS BY SEASON

GAMES PLAYED

2000-01	Serge Aubin, Lyle Odelein	81
2001-02	Grant Marshall	81
	Jean-Luc Grand-Pierre	
2002-03	Geoff Sanderson, Luke Richardson	82
2003-04	David Vyborny	82
2005-06	Trevor Letowski	81
2006-07	David Vyborny, Jason Chimera, Manny Malhotra	82
2007-08	Nikolai Zherdev, Rostislav Klesla	82
2008-09	R.J. Umberger, Fedor Tyutin, Jan Hejda	82
2009-10	R.J. Umberger, Antoinne Vermette	82
2010-11	Sammy Pahlsson, R.J. Umberger, Antoine Vermette	82
2011-12	Rick Nash, Vinny Prospal	82
2012-13	Vinny Prospal, R.J. Umberger, Fedor Tyutin	48
2013-14	Ryan Johansen, Mark Letestu, Jack Johnson	82
2014-15	Ryan Johansen, David Savard	82
2015-16	Gregory Campbell, Boone Jenner, Ryan Murray	82
2016-17	Brandon Saad, Jack Johnson, Boone Jenner, Cam Atkinson	82
2017-18	Oliver Bjorkstrand, Pierre-Luc Dubois	82
2018-19	Josh Anderson, Pierre-Luc Dubois, David Savard, Zach Werenski	82
2019-20	Pierre-Luc Dubois, Boone Jenner, Gustav Nyquist	70
2020-21	Cam Atkinson, Oliver Bjorkstrand, Seth Jones, Eric Robinson	56
2021-22	Gustav Nyquist, Andrew Peeke	82
2022-23	Johnny Gaudreau, Andrew Peeke	80
2023-24	Ivan Provorov	82

POINTS

2000-01	Geoff Sanderson	56
2001-02	Ray Whitney	61
2002-03	Ray Whitney	76
2003-04	Rick Nash	57
2005-06	David Vyborny	65
2006-07	David Vyborny	64
2007-08	Rick Nash	69
2008-09	Rick Nash	79
2009-10	Rick Nash	67
2010-11	Rick Nash	66
2011-12	Rick Nash	59
2012-13	Vinny Prospal	30
2013-14	Ryan Johansen	63
2014-15	Nick Foligno	73
2015-16	Brandon Saad, Cam Atkinson	53
2016-17	Cam Atkinson	62
2017-18	Artemi Panarin	82
2018-19	Artemi Panarin	87
2019-20	Pierre-Luc Dubois	49
2020-21	Oliver Bjorkstrand	44
2021-22	Jakub Voracek	62
2022-23	Johnny Gaudreau	74
2023-24	Johnny Gaudreau	60

GOALS

2000-01	Geoff Sanderson	30
2001-02	Ray Whitney	21
2002-03	Geoff Sanderson	34
2003-04	Rick Nash	41
2005-06	Rick Nash	31
2006-07	Rick Nash	27

2007-08	Rick Nash	38
2008-09	Rick Nash	40
2009-10	Rick Nash	33
2010-11	Rick Nash	32
2011-12	Rick Nash	30
2012-13	Mark Letestu	13
2013-14	Ryan Johansen	33
2014-15	Nick Foligno	31
2015-16	Brandon Saad	31
2016-17	Cam Atkinson	35
2017-18	Artemi Panarin	27
2018-19	Cam Atkinson	41
2019-20	Oliver Bjorkstrand	21
2020-21	Oliver Bjorkstrand	18
2021-22	Oliver Bjorkstrand	28
2022-23	Boone Jenner	26
2023-24	Kirill Marchenko	23

ASSISTS

2000-01	Espen Knutsen	42
2001-02	Ray Whitney	40
2002-03	Ray Whitney	52
2003-04	David Vyborny	31
2005-06	David Vyborny	43
2006-07	David Vyborny	48
2007-08	Nikolai Zherdev	35
2008-09	Rick Nash	39
2009-10	Kristian Huselius	40
2010-11	Rick Nash	34
2011-12	Vinny Prospal	39
2012-13	Vinny Prospal, Brandon Dubinsky, Fedor Tyutin	18
2013-14	James Wisniewski	44
2014-15	Ryan Johansen	45
2015-16	Alexander Wennberg	32
2016-17	Alexander Wennberg	46
2017-18	Artemi Panarin	55
2018-19	Artemi Panarin	59
2019-20	Pierre-Luc Dubois	31
2020-21	Oliver Bjorkstrand	26
2021-22	Jakub Voracek	56
2022-23	Johnny Gaudreau	53
2023-24	Johnny Gaudreau	48

PLUS/MINUS RATING (OVER 40 GAMES)

2000-01	Jamie Pushor	7
2001-02	Jody Shelley	1
2002-03	David Vyborny	12
2003-04	David Ling	-3
2005-06	Ron Hainsey	13
2006-07	Anders Eriksson	12
2007-08	Jan Hejda	20
2008-09	Jan Hejda	23
2009-10	Derek Dorsett	6
2010-11	Derek MacKenzie	14
2011-12	Derek MacKenzie	4
2012-13	Dalton Prout	15
2013-14	Corey Tropp	11
2014-15	Nick Foligno	16
2015-16	Matt Calvert, Brandon Saad	1
2016-17	David Savard	33
2017-18	Artemi Panarin	23
2018-19	Josh Anderson	25
2019-20	Seth Jones, Eric Robinson	10
2020-21	Eric Robinson	6
2021-22	Sean Kuraly, Jack Roslovic	2
2022-23	Vladislav Gavrikov	-8
2023-24	Zach Werenski	0

PENALTY MINUTES

2000-01	Tyler Wright	140
2001-02	Jody Shelley	206
2002-03	Jody Shelley	249
2003-04	Jody Shelley	228
2005-06	Jody Shelley	163
2006-07	Alexander Svitov	145
2007-08	Jared Boll	226
2008-09	Jared Boll	180
2009-10	Jared Boll	149
2010-11	Derek Dorsett	184
2011-12	Derek Dorsett	235
2012-13	Jared Boll	100
2013-14	Brandon Dubinsky	98
2014-15	Jared Boll	109
2015-16	Scott Hartnell	112
2016-17	Brandon Dubinsky	91
2017-18	Ian Cole +	76
2018-19	Pierre-Luc Dubois	64
2019-20	Nick Foligno	62
2020-21	Max Domi	75
2021-22	Vladislav Gavrikov	68
2022-23	Mathieu Olivier	81
2023-24	Erik Gudbranson	74

POWER PLAY GOALS

2000-01	Steve Heinze	14
2001-02	Mike Sillinger	8
2002-03	Geoff Sanderson	15
2003-04	Rick Nash	19
2005-06	Rick Nash, Bryan Berard	11
2006-07	Rick Nash	9
2007-08	Rick Nash	10
2008-09	R.J. Umberger	9
2009-10	Rick Nash	10
2010-11	R.J. Umberger	8
2011-12	Jeff Carter	8
2012-13	Vinny Prospal, James Wisniewski	4
2013-14	R.J. Umberger	8
2014-15	Nick Foligno	11
2015-16	Scott Hartnell	10
2016-17	Nick Foligno	11
2017-18	Artemi Panarin, Seth Jones	7
2018-19	Cam Atkinson	8
2019-20	Emil Bemstrom, Zach Werenski	5
2020-21	Patrik Laine, Jack Roslovic	4
2021-22	Oliver Bjorkstrand	9
2022-23	Patrik Laine	8
2023-24	Kirill Marchenko	9

* Combined Columbus and Nashville
+ Combined Columbus and Pittsburgh

INDIVIDUAL LEADERS BY SEASON



SHORTHANDED GOALS

2000-01	Tyler Wright, Robert Kron, Jamie Pushor	1
2001-02	Espen Knutsen	2
2002-03	Mike Sillinger	3
2003-04	David Vyborny	4
2005-06	David Vyborny, Adam Foote	2
2006-07	Sergei Fedorov, Jason Chimera	2
2007-08	Rick Nash	4
2008-09	Rick Nash	5
2009-10	Rick Nash, Antoine Vermette	2
2010-11	R.J. Umberger	3
2011-12	Derek MacKenzie, Rick Nash	2
2012-13	Mark Letestu	2
2013-14	Artem Anisimov, Derek MacKenzie, Brandon Dubinsky	2
2014-15	Ryan Johansen	2
2015-16	Cam Atkinson	2
2016-17	Matt Calvert	3
	Cam Atkinson	3
2017-18	Matt Calvert	2
2018-19	Cam Atkinson	4
2019-20	Riley Nash, Gustav Nyquist, Zach Werenski	1
2020-21	Cam Atkinson	4
2021-22	Gustav Nyquist	4
2022-23	Gustav Nyquist, Jack Roslovic	2
2023-24	Alexandre Texier	2

GAME-WINNING GOALS

2000-01	Geoff Sanderson	7
2001-02	Mike Sillinger	5
2002-03	Andrew Cassels	5
2003-04	Rick Nash	7
2005-06	David Vyborny	6
2006-07	Rick Nash	5
2007-08	Rick Nash	6
2008-09	Raffi Torres	6
2009-10	Rick Nash	6
2010-11	Rick Nash	7
2011-12	Derick Brassard, Ryan Johansen, Nikita Nikitin, R.J. Umberger, Antoine Vermette	3
2012-13	Artem Anisimov	3
2013-14	Boone Jenner, Ryan Johansen, Cam Atkinson, Nick Foligno, Artem Anisimov	5
2014-15	Cam Atkinson	7
2015-16	Brandon Saad	7
2016-17	Cam Atkinson	9
2017-18	Josh Anderson, Cam Atkinson, Artemi Panarin	5
2018-19	Cam Atkinson, Artemi Panarin	8
2019-20	Oliver Bjorkstrand	5
2020-21	Cam Atkinson, Max Domi, Eric Robinson	2
2021-22	Patrik Laine	7
2022-23	Johnny Gaudreau	4
2023-24	Yegor Chinakhov, Johnny Gaudreau	3

SHOTS ON GOAL

2000-01	Geoff Sanderson	199
2001-02	Ray Whitney	210
2002-03	Geoff Sanderson	286
2003-04	Rick Nash	269
2005-06	Nikolai Zherdev	194
2006-07	Rick Nash	228
2007-08	Rick Nash	329
2008-09	Rick Nash	263
2009-10	Rick Nash	254
2010-11	Rick Nash	305
2011-12	Rick Nash	306

2012-13	Jack Johnson, R.J. Umberger	96
2013-14	Ryan Johansen	237
2014-15	Cam Atkinson	212
2015-16	Brandon Saad	233
2016-17	Cam Atkinson	240
2017-18	Seth Jones	249
2018-19	Cam Atkinson	295
2019-20	Zach Werenski	187
2020-21	Cam Atkinson	158
2021-22	Zach Werenski	216
2022-23	Johnny Gaudreau	220
2023-24	Zach Werenski	202

SHOOTING PERCENTAGE

2000-01	Espen Knutsen	17.7
2001-02	Mike Sillinger	13.3
2002-03	Espen Knutsen	17.9
2003-04	Rick Nash	15.2
2005-06	Rick Nash	18.2
2006-07	Rick Nash	11.8
2007-08	Rick Nash	11.6
2008-09	Rick Nash	15.2
2009-10	Antoine Vermette	17.3
2010-11	Kristian Huselius	14.9
2011-12	Derick Brassard	11.2
2012-13	Artem Anisimov	16.2
2013-14	Nick Foligno	16.2
2014-15	Nick Foligno	17.0
2015-16	Scott Hartnell	15.3
2016-17	Cam Atkinson	14.6
2017-18	Sonny Milano	20.3
2018-19	Pierre-Luc Dubois	15.5
2019-20	Oliver Bjorkstrand	13.0
2020-21	Patrik Laine ^	14.6
2021-22	Alexandre Texier	18.6
2022-23	Kirill Marchenko	16.0
2023-24	Yegor Chinakhov	14.6

FACEOFF WINNING PERCENTAGE

2000-01	Kevyn Adams	57.4
2001-02	Mike Sillinger	57.0
2002-03	Mike Sillinger	56.5
2003-04	Manny Malhotra	53.9
2005-06	Manny Malhotra	56.3
2006-07	Manny Malhotra	55.1
2007-08	Manny Malhotra	59.0
2008-09	Manny Malhotra	58.0
2009-10	Antoine Vermette	54.2
2010-11	Antoine Vermette	55.6
2011-12	Mark Letestu	51.9
2012-13	Derek MacKenzie	59.4
2013-14	Brandon Dubinsky	52.9
2014-15	Mark Letestu	52.9
2015-16	Boone Jenner	53.1
2016-17	Brandon Dubinsky	51.7
2017-18	Boone Jenner	55.5
2018-19	Brandon Dubinsky	57.1
2019-20	Boone Jenner	55.1
2020-21	Boone Jenner	55.1
2021-22	Justin Danforth	53.8
2022-23	Boone Jenner	54.7
2023-24	Boone Jenner	54.3

POINTS BY DEFENSEMAN

2000-01	Jamie Heward	27
2001-02	Deron Quint	25
2002-03	Jaroslav Spacek	45
2003-04	Anders Eriksson	27
2005-06	Bryan Berard	32
2006-07	Ron Hainsey	34
2007-08	Ron Hainsey	32
2008-09	Fedor Tyutin	34
2009-10	Anton Stralman	34

2010-11	Fedor Tyutin	27
2011-12	Nikita Nikitin	32
2012-13	Fedor Tyutin	22
2013-14	James Wisniewski	51
2014-15	Jack Johnson	40
2015-16	Seth Jones	31*
2016-17	Zach Werenski	47
2017-18	Seth Jones	57
2018-19	Seth Jones	46
2019-20	Zach Werenski	41
2020-21	Seth Jones	28
2021-22	Zach Werenski	48
2022-23	Adam Boqvist	24
2023-24	Zach Werenski	57

GOALS BY DEFENSEMAN

2000-01	Jamie Heward	11
2001-02	Rostislav Klesla	8
2002-03	Jaroslav Spacek	9
2003-04	Anders Eriksson	7
2005-06	Bryan Berard	12
2006-07	Ron Hainsey, Rostislav Klesla	9
2007-08	Ron Hainsey	8
2008-09	Fedor Tyutin	9
2009-10	Kris Russell	7
2010-11	Fedor Tyutin	7
2011-12	Nikita Nikitin	7
2012-13	Jack Johnson, James Wisniewski	5
2013-14	James Wisniewski	7
2014-15	David Savard	11
2015-16	Jack Johnson	6
2016-17	Seth Jones	12
2017-18	Seth Jones, Zach Werenski	16
2018-19	Zach Werenski	11
2019-20	Zach Werenski	20
2020-21	Zach Werenski	7
2021-22	Adam Boqvist, Zach Werenski	11
2022-23	Andrew Peeke	6
2023-24	Zach Werenski	11

ASSISTS BY DEFENSEMAN

2000-01	Jamie Heward, Deron Quint	16
2001-02	Deron Quint	18
2002-03	Jaroslav Spacek	36
2003-04	Anders Eriksson	20
2005-06	Duvie Westcott	22
2006-07	Ron Hainsey	25
2007-08	Ron Hainsey	24
2008-09	Fedor Tyutin	25
2009-10	Anton Stralman	28
2010-11	Fedor Tyutin	20
2011-12	Nikita Nikitin	25
2012-13	Fedor Tyutin	18
2013-14	James Wisniewski	44
2014-15	Jack Johnson	32
2015-16	Seth Jones	28*
2016-17	Zach Werenski	36
2017-18	Seth Jones	41
2018-19	Seth Jones	37
2019-20	Seth Jones	24
2020-21	Seth Jones	23
2021-22	Zach Werenski	37
2022-23	Adam Boqvist	19
2023-24	Zach Werenski	46



INDIVIDUAL LEADERS BY SEASON

HAT TRICKS

2000-01	Geoff Sanderson, Tyler Wright, Deron Quint	1
2001-02	Espen Knutsen	1
2002-03	Tyler Wright	2
2003-04	David Vyborny	1
2005-06	Rick Nash, Bryan Berard	1
2006-07		0
2007-08	Rick Nash	1
2008-09	Rick Nash	2
2009-10	R.J. Umberger	1
2010-11	Matt Calvert, Kristian Huselius, Rick Nash	1
2011-12	Jeff Carter	2
2012-13		0
2013-14		0
2014-15	Scott Hartnell, Cam Atkinson, Nick Foligno	1
2015-16	Cam Atkinson, Nick Foligno, Brandon Saad	1
2016-17	Scott Hartnell	1
2017-18	Cam Atkinson, Pierre-Luc Dubois, Artemi Panarin, Thomas Vanek	1
2018-19	Cam Atkinson	2
2019-20	Gustav Nyquist, Zach Werenski	1
2020-21	Emil Bemstrom	1
2021-22	Patrik Laine, Jack Roslovic, Cole Sillinger	1
2022-23	Patrik Laine, Kirill Marchenko, Eric Robinson	1
2023-24	Boone Jenner, Kirill Marchenko, Alex Nylander, Cole Sillinger	1

MULTI-POINT GAMES

2000-01	Geoff Sanderson	11
2001-02	Ray Whitney	18
2002-03	Ray Whitney	19
2003-04	Rick Nash	14
2005-06	David Vyborny	19
2006-07	David Vyborny	19
2007-08	Rick Nash	16
2008-09	Rick Nash	24
2009-10	Kristian Huselius	18
2010-11	Rick Nash	16
2011-12	Rick Nash	14
2012-13	Vinny Prospal, Mark Letestu	6
2013-14	Ryan Johansen	16
2014-15	Nick Foligno	17
2015-16	Boone Jenner	12
2016-17	Cam Atkinson, Alex Wennberg	14
2017-18	Artemi Panarin	19
2018-19	Artemi Panarin	25
2019-20	Oliver Bjorkstrand	11
2020-21	Oliver Bjorkstrand	10
2021-22	Patrik Laine	17
2022-23	Johnny Gaudreau	20
2023-24	Johnny Gaudreau	15

MULTI-GOAL GAMES

2000-01	Geoff Sanderson	5
2001-02	Mike Sillinger	3
2002-03	Geoff Sanderson	6
2003-04	Rick Nash	6
2005-06	Rick Nash	5
2006-07	Rick Nash	5
2007-08	Rick Nash	6
2008-09	Rick Nash	6
2009-10	Rick Nash	5
2010-11	Rick Nash	7
2011-12	Rick Nash	4
2012-13	Cam Atkinson	2
2013-14	Ryan Johansen	4
2014-15	Scott Hartnell, Nick Foligno	6

2015-16	Brandon Saad	4
2016-17	Cam Atkinson	7
2017-18	Cam Atkinson, Artemi Panarin	3
2018-19	Cam Atkinson	8
2019-20	Oliver Bjorkstrand	4
2020-21	Patrik Laine ^	4
2021-22	Patrik Laine, Jack Roslovic	5
2022-23	Boone Jenner, Patrik Laine	3
2023-24	Boone Jenner, Alex Nylander, Zach Werenski	3

ICE TIME – ALL PLAYERS

2000-01	Deron Quint	24:05
2001-02	Lyle Odelein	22:11
2002-03	Jaroslav Spacek	24:47
2003-04	Jaroslav Spacek	23:26
2005-06	Adam Foote	24:33
2006-07	Adam Foote	24:44
2007-08	Adam Foote	24:01
2008-09	Fedor Tyutin	23:30
2009-10	Fedor Tyutin	23:31
2010-11	Fedor Tyutin	22:41
2011-12	James Wisniewski	24:47
2012-13	Jack Johnson	25:58
2013-14	Jack Johnson	24:40
2014-15	Jack Johnson	24:09
2015-16	Jack Johnson	24:10
2016-17	Seth Jones	23:24
2017-18	Seth Jones	24:36
2018-19	Seth Jones	25:49
2019-20	Seth Jones	25:17
2020-21	Seth Jones	25:14
2021-22	Zach Werenski	25:40
2022-23	Zach Werenski	23:36
2023-24	Zach Werenski	24:27

ICE TIME - FORWARDS

2000-01	Steve Heinze	18:49
2001-02	Mike Sillinger	20:51
2002-03	Ray Whitney	21:00
2003-04	Todd Marchant	20:38
2005-06	Sergei Fedorov	21:05
2006-07	David Vyborny	20:20
2007-08	Rick Nash	20:29
2008-09	Rick Nash	21:09
2009-10	Rick Nash	20:56
2010-11	R.J. Umberger	19:12
2011-12	Rick Nash	19:05
2012-13	R.J. Umberger	18:29
2013-14	Brandon Dubinsky	18:46
2014-15	Ryan Johansen	19:30
2015-16	Brandon Dubinsky	18:45
2016-17	Nick Foligno	18:25
2017-18	Artemi Panarin	20:07
2018-19	Artemi Panarin	19:51
2019-20	Nick Foligno	18:40
2020-21	Cam Atkinson	18:56
2021-22	Boone Jenner	20:28
2022-23	Boone Jenner	20:12
2023-24	Boone Jenner	20:06

GOALTENDERS

GAMES PLAYED

2000-01	Ron Tugnutt	53
2001-02	Ron Tugnutt	44
2002-03	Marc Denis	77
2003-04	Marc Denis	66
2005-06	Marc Denis	49
2006-07	Fredrik Norrena	55
2007-08	Pascal Leclaire	54

2008-09	Steve Mason	61
2009-10	Steve Mason	58
2010-11	Steve Mason	54
2011-12	Steve Mason	46
2012-13	Sergei Bobrovsky	38
2013-14	Sergei Bobrovsky	58
2014-15	Sergei Bobrovsky	51
2015-16	Sergei Bobrovsky	37
2016-17	Sergei Bobrovsky	63
2017-18	Sergei Bobrovsky	65
2018-19	Sergei Bobrovsky	62
2019-20	Joonas Korpisalo	37
2020-21	Joonas Korpisalo	33
2021-22	Elvis Merzlikins	59
2022-23	Elvis Merzlikins	30
2023-24	Elvis Merzlikins	41

MINUTES PLAYED

2000-01	Ron Tugnutt	3,129
2001-02	Ron Tugnutt	2,502
2002-03	Marc Denis	4,511
2003-04	Marc Denis	3,796
2005-06	Marc Denis	2,786
2006-07	Fredrik Norrena	2,952
2007-08	Pascal Leclaire	2,986
2008-09	Steve Mason	3,664
2009-10	Steve Mason	3,201
2010-11	Steve Mason	3,027
2011-12	Steve Mason	2,534
2012-13	Sergei Bobrovsky	2,219
2013-14	Sergei Bobrovsky	3,229
2014-15	Sergei Bobrovsky	2,994
2015-16	Sergei Bobrovsky	2,116
2016-17	Sergei Bobrovsky	3,704
2017-18	Sergei Bobrovsky	3,912
2018-19	Sergei Bobrovsky	3,557
2019-20	Joonas Korpisalo	2,126
2020-21	Joonas Korpisalo	1,747
2021-22	Elvis Merzlikins	3,320
2022-23	Elvis Merzlikins	1,560
2023-24	Elvis Merzlikins	2,259

GOALS-AGAINST AVERAGE

2000-01	Ron Tugnutt	2.44
2001-02	Ron Tugnutt	2.85
2002-03	Marc Denis	3.09
2003-04	Marc Denis	2.56
2005-06	Pascal Leclaire	3.23
2006-07	Fredrik Norrena	2.78
2007-08	Pascal Leclaire	2.25
2008-09	Steve Mason	2.29
2009-10	Mathieu Garon	2.81
2010-11	Mathieu Garon	2.72
2011-12	Curtis Sanford	2.60
2012-13	Sergei Bobrovsky	2.00
2013-14	Sergei Bobrovsky	2.38
2014-15	Sergei Bobrovsky	2.69
2015-16	Joonas Korpisalo	2.60
2016-17	Sergei Bobrovsky	2.06
2017-18	Sergei Bobrovsky	2.42
2018-19	Sergei Bobrovsky	2.58
2019-20	Elvis Merzlikins	2.35
2020-21	Elvis Merzlikins	2.77
2021-22	Elvis Merzlikins	3.22
2022-23	Joonas Korpisalo	3.17
2023-24	Daniil Tarasov	3.18

^ Combined Columbus and Winnipeg



GOALTENDERS

SAVE PERCENTAGE

2000-01	Ron Tugnutt	.917
2001-02	Ron Tugnutt	.900
2002-03	Marc Denis	.903
2003-04	Marc Denis	.918
2005-06	Pascal Leclaire	.911
2006-07	Fredrik Norrena	.904
2007-08	Pascal Leclaire	.919
2008-09	Steve Mason	.916
2009-10	Mathieu Garon	.903
2010-11	Mathieu Garon, Steve Mason	.901
2011-12	Curtis Sanford	.911
2012-13	Sergei Bobrovsky	.932
2013-14	Sergei Bobrovsky	.923
2014-15	Sergei Bobrovsky	.918
2015-16	Joonas Korpisalo	.920
2016-17	Sergei Bobrovsky	.931
2017-18	Sergei Bobrovsky	.921
2018-19	Sergei Bobrovsky	.913
2019-20	Elvis Merzlikins	.923
2020-21	Elvis Merzlikins	.916
2021-22	Elvis Merzlikins	.907
2022-23	Joonas Korpisalo	.913
2023-24	Daniil Tarasov	.908

WINS

2000-01	Ron Tugnutt	22
2001-02	Ron Tugnutt	12
2002-03	Marc Denis	27
2003-04	Marc Denis	21
2005-06	Marc Denis	21
2006-07	Fredrik Norrena	24
2007-08	Pascal Leclaire	24
2008-09	Steve Mason	33
2009-10	Steve Mason	20
2010-11	Steve Mason	24
2011-12	Steve Mason	16
2012-13	Sergei Bobrovsky	21
2013-14	Sergei Bobrovsky	32
2014-15	Sergei Bobrovsky	30
2015-16	Joonas Korpisalo	16
2016-17	Sergei Bobrovsky	41
2017-18	Sergei Bobrovsky	37
2018-19	Sergei Bobrovsky	37
2019-20	Joonas Korpisalo	19
2020-21	Joonas Korpisalo	9
2021-22	Elvis Merzlikins	27
2022-23	Joonas Korpisalo	11
2023-24	Elvis Merzlikins	13

TIES*

2000-01	Ron Tugnutt	5
2001-02	Marc Denis	5
2002-03	Marc Denis	8
2003-04	Marc Denis	7

*Not kept since 2003-04

Otl/SOL

2005-06	Pascal Leclaire	3
2006-07	Fredrik Norrena	3
2007-08	Pascal Leclaire, Fredrik Norrena	6
2008-09	Steve Mason	7
2009-10	Steve Mason	9
2010-11	Steve Mason	7
2011-12	Curtis Sanford	4
2012-13	Sergei Bobrovsky	6
2013-14	Sergei Bobrovsky	5
2014-15	Sergei Bobrovsky	3
2015-16	Joonas Korpisalo	4
2016-17	Sergei Bobrovsky	5
2017-18	Sergei Bobrovsky	6
2018-19	Joonas Korpisalo	3

2019-20	Elvis Merzlikins	8
2020-21	Joonas Korpisalo	7
2021-22	Elvis Merzlikins	7
2022-23	Joonas Korpisalo, Michael Hutchinson	3
2023-24	Elvis Merzlikins	8

LOSSES

2000-01	Ron Tugnutt	25
2001-02	Ron Tugnutt	27
2002-03	Marc Denis	41
2003-04	Marc Denis	36
2005-06	Marc Denis	25
2006-07	Fredrik Norrena	23
2007-08	Fredrik Norrena	19
2008-09	Steve Mason	20
2009-10	Steve Mason	26
2010-11	Steve Mason	21
2011-12	Steve Mason	26
2012-13	Sergei Bobrovsky	11
2013-14	Sergei Bobrovsky	20
2014-15	Sergei Bobrovsky	17
2015-16	Sergei Bobrovsky	19
2016-17	Sergei Bobrovsky	17
2017-18	Sergei Bobrovsky	22
2018-19	Sergei Bobrovsky	24
2019-20	Joonas Korpisalo	12
2020-21	Joonas Korpisalo	13
2021-22	Elvis Merzlikins	23
2022-23	Elvis Merzlikins	18
2023-24	Elvis Merzlikins	17

DECISIONS

2000-01	Ron Tugnutt	52
2001-02	Ron Tugnutt	42
2002-03	Marc Denis	76
2003-04	Marc Denis	64
2005-06	Marc Denis	47
2006-07	Fredrik Norrena	50
2007-08	Pascal Leclaire	47
2008-09	Steve Mason	60
2009-10	Steve Mason	55
2010-11	Steve Mason	52
2011-12	Steve Mason	45
2012-13	Sergei Bobrovsky	38
2013-14	Sergei Bobrovsky	57
2014-15	Sergei Bobrovsky	50
2015-16	Sergei Bobrovsky	35
2016-17	Sergei Bobrovsky	63
2017-18	Sergei Bobrovsky	65
2018-19	Sergei Bobrovsky	62
2019-20	Joonas Korpisalo	36
2020-21	Joonas Korpisalo	20
2021-22	Elvis Merzlikins	57
2022-23	Elvis Merzlikins	27
2023-24	Elvis Merzlikins	38

SHUTOUTS

2000-01	Ron Tugnutt	4
2001-02	Ron Tugnutt	2
2002-03	Marc Denis	5
2003-04	Marc Denis	5
2005-06	Marc Denis	1
2006-07	Fredrik Norrena	3
2007-08	Pascal Leclaire	9
2008-09	Steve Mason	10
2009-10	Steve Mason	5
2010-11	Mathieu Garon, Steve Mason	3
2011-12	Steve Mason, Curtis Sanford	1
2012-13	Sergei Bobrovsky	4
2013-14	Sergei Bobrovsky	5
2014-15	Sergei Bobrovsky	2
2015-16	Sergei Bobrovsky	1
2016-17	Sergei Bobrovsky	7

2017-18	Sergei Bobrovsky	5
2018-19	Sergei Bobrovsky	9
2019-20	Elvis Merzlikins	5
2020-21	Elvis Merzlikins	2
2021-22	Elvis Merzlikins	2
2022-23		0
2023-24	Elvis Merzlikins	1

ASSISTS

2000-01	Ron Tugnutt	1
2001-02	Ron Tugnutt, Marc Denis	1
2002-03		0
2003-04	Marc Denis	2
2005-06	Marc Denis, Pascal Leclaire	1
2006-07		0
2007-08	Pascal Leclaire	2
2008-09	Pascal Leclaire	1
2009-10	Steve Mason	2
2010-11	Mathieu Garon, Steve Mason	1
2011-12	Steve Mason	2
2012-13		0
2013-14	Sergei Bobrovsky, Curtis McElhinney	1
2014-15	Sergei Bobrovsky	2
2015-16	Sergei Bobrovsky	2
2016-17		0
2017-18	Sergei Bobrovsky	3
2018-19		0
2019-20	Joonas Korpisalo	1
2020-21	Joonas Korpisalo, Elvis Merzlikins	1
2021-22	Elvis Merzlikins	2
2022-23	Michael Hutchinson, Elvis Merzlikins	1
2023-24	Daniil Tarasov	0

PENALTY MINUTES

2000-01	Ron Tugnutt, Marc Denis	2
2001-02	Marc Denis	2
2002-03	Marc Denis	6
2003-04	Marc Denis	10
2005-06	Marc Denis, Pascal Leclaire	2
2006-07	Fredrik Norrena	6
2007-08	Pascal Leclaire	2
2008-09	Steve Mason	2
2009-10	Steve Mason, Mathieu Garon	2
2010-11	Mathieu Garon, Steve Mason	2
2011-12	Steve Mason	2
2012-13		0
2013-14	Sergei Bobrovsky	2
2014-15	Sergei Bobrovsky	4
2015-16	Sergei Bobrovsky, Joonas Korpisalo	2
2016-17	Sergei Bobrovsky	8
2017-18		0
2018-19	Sergei Bobrovsky	2
2019-20		0
2020-21	Joonas Korpisalo	2
2021-22	Elvis Merzlikins	8
2022-23	Elvis Merzlikins	4
2023-24	Elvis Merzlikins	4



TOP SINGLE SEASONS

GAMES PLAYED

1.	Ivan Provorov	82	2023-24
	Gustav Nyquist	82	2021-22
	Andrew Peeke	82	2021-22
	Josh Anderson	82	2018-19
	Pierre-Luc Dubois	82	2018-19
	David Savard	82	2018-19
	Zach Werenski	82	2018-19
	Oliver Bjorkstrand	82	2017-18
	Pierre-Luc Dubois	82	2017-18
	Cam Atkinson	82	2016-17
	Boone Jenner	82	2016-17
	Jack Johnson	82	2016-17
	Brandon Saad	82	2016-17
	Gregory Campbell	82	2015-16
	Boone Jenner	82	2015-16
	Ryan Murray	82	2015-16
	Ryan Johansen	82	2014-15
	David Savard	82	2014-15
	Mark Letestu	82	2013-14
	Jack Johnson	82	2013-14
	Ryan Johansen	82	2013-14
	Rick Nash	82	2011-12
	Vinny Prospal	82	2011-12
	Samuel Pahlsson	82	2010-11
	R.J. Umberger	82	2010-11
	Antoine Vermette	82	2010-11
	R.J. Umberger	82	2009-10
	Antoine Vermette	82	2009-10
	R.J. Umberger	82	2008-09
	Fedor Tyutin	82	2008-09
	Jan Hejda	82	2008-09
	Nikolai Zherdev	82	2007-08
	Rostislav Klesla	82	2007-08
	David Vyborny	82	2006-07
	Jason Chimera	82	2006-07
	Manny Malhotra	82	2006-07
	David Vyborny	82	2003-04
	Geoff Sanderson	82	2002-03
	Luke Richardson	82	2002-03

POINTS

1.	Artemi Panarin	87	2018-19
2.	Artemi Panarin	82	2017-18
3.	Rick Nash	79	2008-09
4.	Ray Whitney	76	2002-03
5.	Johnny Gaudreau	74	2022-23
6.	Nick Foligno	73	2014-15
7.	Ryan Johansen	71	2014-15
8.	Cam Atkinson	69	2018-19
	Rick Nash	69	2007-08
10.	Andrew Cassels	68	2002-03

GOALS

1.	Cam Atkinson	41	2018-19
	Rick Nash	41	2003-04
3.	Rick Nash	40	2008-09
4.	Rick Nash	38	2007-08
5.	Cam Atkinson	35	2016-17
6.	Geoff Sanderson	34	2002-03
7.	Ryan Johansen	33	2013-14
	Rick Nash	33	2009-10
9.	Rick Nash	32	2010-11
10.	Brandon Saad	31	2015-16
	Nick Foligno	31	2014-15
	Rick Nash	31	2005-06

ASSISTS

1.	Artemi Panarin	59	2018-19
2.	Jakub Voracek	56	2021-22
3.	Artemi Panarin	55	2017-18
4.	Johnny Gaudreau	53	2022-23
5.	Ray Whitney	52	2002-03
6.	Johnny Gaudreau	48	2023-24
	David Vyborny	48	2006-07
	Andrew Cassels	48	2002-03
9.	Zach Werenski	46	2023-24
	Alexander Wennberg	46	2016-17

PLUS/MINUS RATING (MIN. 50 GAMES)

1.	David Savard	+33	2016-17
2.	Josh Anderson	+25	2018-19
3.	Artemi Panarin	+23	2017-18
	Brandon Saad	+23	2016-17
	Jack Johnson	+23	2016-17
	Jan Hejda	+23	2008-09
7.	Alexander Wennberg	+22	2017-18
8.	Ryan Murray	+20	2018-19
	Jan Hejda	+20	2007-08
10.	David Savard	+19	2018-19
	Cam Atkinson	+19	2017-18

PENALTY MINUTES

1.	Jody Shelley	249	2002-03
2.	Derek Dorsett	235	2011-12
3.	Jody Shelley	228	2003-04
4.	Jared Boll	226	2007-08
5.	Jody Shelley	206	2001-02
6.	Derek Dorsett	184	2010-11
7.	Jared Boll	182	2010-11
8.	Jared Boll	180	2008-09
9.	Jody Shelley	163	2005-06
10.	Derek Dorsett	150	2008-09

POWER PLAY GOALS

1.	Rick Nash	19	2003-04
2.	Geoff Sanderson	15	2002-03
3.	Steve Heinze	14	2000-01
4.	Nick Foligno	11	2016-17
	Nick Foligno	11	2014-15
	Rick Nash	11	2005-06
	Bryan Berard	11	2005-06
8.	Cam Atkinson	10	2016-17
	Scott Hartnell	10	2015-16
	Rick Nash	10	2009-10
	Rick Nash	10	2007-08
	Nikolai Zherdev	10	2005-06

SHORTHANDED GOALS

1.	Rick Nash	5	2008-09
2.	Gustav Nyquist	4	2021-22
	Cam Atkinson	4	2020-21
	Cam Atkinson	4	2018-19
	Rick Nash	4	2007-08
	David Vyborny	4	2003-04
7.	Cam Atkinson	3	2016-17
	Matt Calvert	3	2016-17
	R.J. Umberger	3	2010-11
	Mike Sillinger	3	2002-03

GAME-WINNING GOALS

1.	Cam Atkinson	9	2016-17
2.	Cam Atkinson	8	2018-19
	Artemi Panarin	8	2018-19
4.	Patrik Laine	7	2021-22
	Brandon Saad	7	2015-16
	Cam Atkinson	7	2014-15
	Rick Nash	7	2010-11
	Rick Nash	7	2003-04
	Geoff Sanderson	7	2000-01

10.	Rick Nash	6	2009-10
	Raffi Torres	6	2008-09
	Rick Nash	6	2007-08
	David Vyborny	6	2005-06

SHOTS ON GOAL

1.	Rick Nash	329	2007-08
2.	Rick Nash	306	2011-12
3.	Rick Nash	305	2010-11
4.	Cam Atkinson	295	2018-19
5.	Geoff Sanderson	286	2002-03
6.	Rick Nash	269	2003-04
7.	Rick Nash	263	2008-09
8.	Rick Nash	254	2009-10
	Nikolai Zherdev	254	2007-08
10.	Seth Jones	249	2017-18

SHOOTING PERCENTAGE (MIN. 50 GAMES)

1.	Sonny Milano	20.3	2017-18
2.	Raffi Torres	19.2	2009-10
3.	Rick Nash	18.2	2005-06
4.	Espen Knutsen	17.7	2000-01
	Andrew Cassels	17.7	2002-03
6.	Steve Heinze	17.6	2000-01
	Tyler Wright	17.6	2002-03
8.	Antoine Vermette	17.3	2009-10
9.	Adam Boqvist	17.2	2021-22
10.	Nick Foligno	17.0	2014-15

FACE-OFF WINNING PERCENTAGE

(MIN. 100 ATTEMPTS)			
1.	Derek MacKenzie	59.4	2012-13
2.	Manny Malhotra	59.0	2007-08
3.	Brandon Dubinsky	58.3	2012-13
4.	Manny Malhotra	58.0	2008-09
5.	Kevyn Adams	57.4	2000-01
6.	Brandon Dubinsky	57.1	2018-19
7.	Lane Pederson	57.0	2022-23
	Mike Sillinger	57.0	2001-02
9.	Nick Foligno	56.6	2018-19
10.	Geoff Platt	56.5	2006-07
	Mike Sillinger	56.5	2002-03

POINTS BY DEFENSEMAN

1.	Zach Werenski	57	2023-24
	Seth Jones	57	2017-18
3.	James Wisniewski	51	2013-14
4.	Zach Werenski	48	2021-22
5.	Zach Werenski	47	2016-17
6.	Seth Jones	46	2018-19
7.	Jaroslav Spacek	45	2002-03
8.	Zach Werenski	44	2018-19
9.	Seth Jones	42	2016-17
10.	Zach Werenski	41	2019-20

GOALS BY DEFENSEMAN

1.	Zach Werenski	20	2019-20
2.	Seth Jones	16	2017-18
	Zach Werenski	16	2017-18
4.	Seth Jones	12	2016-17
	Bryan Berard	12	2005-06
6.	Zach Werenski	11	2023-24
	Adam Boqvist	11	2021-22
	Zach Werenski	11	2021-22
	Zach Werenski	11	2018-19
	Zach Werenski	11	2016-17
	David Savard	11	2014-15
	Jamie Heward	11	2000-01



ASSISTS BY DEFENSEMAN

1.	Zach Werenski	46	2023-24
2.	James Wisniewski	44	2013-14
3.	Seth Jones	41	2017-18
4.	Zach Werenski	37	2021-22
	Seth Jones	37	2018-19
6.	Zach Werenski	36	2016-17
	Jaroslav Spacek	36	2002-03
8.	Zach Werenski	33	2018-19
9.	Jack Johnson	32	2014-15
10.	Seth Jones	30	2016-17

HAT TRICKS

1.	Cam Atkinson	2	2018-19
	Jeff Carter	2	2011-12
	Rick Nash	2	2008-09
	Tyler Wright	2	2002-03
	R.J. Umberger	2	2009-10
6.	Boone Jenner	1	2023-24
	Kirill Marchenko	1	2023-24
	Alex Nylander	1	2023-24
	Cole Sillinger	1	2023-24
	Patrik Laine	1	2022-23
	Kirill Marchenko	1	2022-23
	Eric Robinson	1	2022-23
	Patrik Laine	1	2021-22
	Jack Roslovic	1	2021-22
	Cole Sillinger	1	2021-22
	Emil Bemstrom	1	2020-21
	Gus Nyquist	1	2019-20
	Zach Werenski	1	2019-20
	Boone Jenner	1	2018-19
	Cam Atkinson	1	2017-18
	Pierre-Luc Dubois	1	2017-18
	Artemi Panarin	1	2017-18
	Thomas Vanek	1	2017-18
	Scott Hartnell	1	2016-17
	Cam Atkinson	1	2015-16
	Nick Foligno	1	2015-16
	Brandon Saad	1	2015-16
	Nick Foligno	1	2014-15
	Cam Atkinson	1	2014-15
	Scott Hartnell	1	2014-15
	Cam Atkinson	1	2011-12
	R.J. Umberger	1	2011-12
	Matt Calvert	1	2010-11
	Kristian Huselius	1	2010-11
	Rick Nash	1	2010-11
	Nikita Filatov	1	2008-09
	Rick Nash	1	2007-08
	Rick Nash	1	2005-06
	Bryan Berard	1	2005-06
	David Vyborny	1	2003-04
	Geoff Sanderson	1	2002-03
	Ray Whitney	1	2002-03
	Espen Knutsen	1	2001-02
	Geoff Sanderson	1	2000-01
	Tyler Wright	1	2000-01
	Deron Quint	1	2000-01

MULTI-POINT GAMES

1.	Artemi Panarin	25	2018-19
2.	Rick Nash	24	2008-09
3.	Johnny Gaudreau	20	2022-23
4.	Cam Atkinson	19	2018-19
	Artemi Panarin	19	2017-18
	David Vyborny	19	2006-07
	David Vyborny	19	2005-06
	Ray Whitney	19	2002-03
9.	Kristian Huselius	18	2009-10
	Andrew Cassels	18	2002-03
	Ray Whitney	18	2001-02

MULTI-GOAL GAMES

1.	Cam Atkinson	8	2018-19
2.	Cam Atkinson	7	2016-17
	Rick Nash	7	2010-11
4.	Pierre-Luc Dubois	6	2018-19
	Nick Foligno	6	2014-15
	Scott Hartnell	6	2014-15
	Rick Nash	6	2008-09
	Rick Nash	6	2007-08
	Rick Nash	6	2003-04
	Geoff Sanderson	6	2002-03

ICE TIME – ALL PLAYERS (MIN. 50 GAMES)

1.	Jack Johnson	25:58	2012-13
2.	Seth Jones	25:49	2018-19
3.	Zach Werenski	25:40	2021-22
4.	Seth Jones	25:17	2019-20
5.	Seth Jones	25:14	2020-21
6.	James Wisniewski	24:48	2011-12
7.	Jaroslav Spacek	24:47	2002-03
8.	Adam Foote	24:44	2006-07
9.	Jack Johnson	24:41	2013-14
10.	Seth Jones	24:36	2017-18

ICE TIME - FORWARDS (MIN. 50 GAMES)

1.	Rick Nash	21:10	2008-09
2.	Sergei Fedorov	21:06	2005-06
3.	Ray Whitney	21:00	2002-03
4.	Rick Nash	20:56	2009-10
5.	Mike Sillinger	20:51	2001-02
6.	David Vyborny	20:41	2005-06
7.	Todd Marchant	20:39	2003-04
8.	Rick Nash	20:29	2007-08
9.	Boone Jenner	20:28	2021-22
10.	David Vyborny	20:23	2003-04

HITS *

1.	Brandon Dubinsky	248	2016-17
2.	Derek MacKenzie	241	2013-14
3.	Sean Kuraly	240	2021-22
4.	Brandon Dubinsky	235	2015-16
5.	Brandon Dubinsky	234	2013-14
6.	Grant Marshall	220	2001-02
7.	Boone Jenner	216	2016-17
8.	Josh Anderson	214	2018-19
9.	Boone Jenner	213	2015-16
10.	Nick Foligno	212	2019-20
	Boone Jenner	212	2013-14

BLOCKED SHOTS *

1.	Andrew Peeke	197	2022-23
2.	Ryan Murray	171	2015-16
3.	Erik Gudbranson	170	2023-24
4.	Andrew Peeke	169	2021-22
5.	David Savard	163	2019-20
6.	Mike Commodore	162	2008-09
7.	Jan Hejda	158	2010-11
8.	Jan Hejda	157	2008-09
9.	Ivan Provorov	155	2023-24
	Radoslav Suchy	155	2005-06

TAKEAWAYS *

1.	Artemi Panarin	70	2017-18
	Rick Nash	70	2008-09
3.	Seth Jones	67	2017-18
4.	Rick Nash	62	2011-12
5.	Ryan Johansen	60	2014-15
6.	Seth Jones	59	2018-19
7.	Freddy Modin	58	2006-07
8.	Oliver Bjorkstrand	57	2021-22
9.	Rick Nash	56	2007-08
10.	David Vyborny	55	2005-06

* Since 2005-06

ROOKIE SKATERS

GAMES PLAYED

1.	Pierre-Luc Dubois	82	2017-18
2.	William Karlsson	81	2015-16
	Serge Aubin	81	2000-01
4.	Jakub Voracek	80	2008-09
5.	Kent Johnson	79	2022-23
	Cole Sillinger	79	2021-22
	David Vyborny	79	2000-01
8.	Zach Werenski	78	2016-17
	Gilbert Brule	78	2006-07
10.	Dmitri Voronkov	75	2023-24
	Jared Boll	75	2007-08
	Rostislav Klesla	75	2001-02

POINTS

1.	Pierre-Luc Dubois	48	2017-18
2.	Zach Werenski	47	2016-17
3.	Kent Johnson	40	2022-23
4.	Rick Nash	39	2002-03
5.	Jakub Voracek	38	2008-09
6.	Dmitri Voronkov	34	2023-24
	Nikolai Zherdev	34	2003-04
8.	David Vyborny	32	2000-01
9.	Cole Sillinger	31	2021-22
10.	Serge Aubin	30	2000-01

GOALS

1.	Kirill Marchenko	21	2022-23
2.	Pierre-Luc Dubois	20	2017-18
3.	Dmitri Voronkov	18	2023-24
4.	Rick Nash	17	2002-03
5.	Kent Johnson	16	2022-23
	Cole Sillinger	16	2021-22
	Boone Jenner	16	2013-14
8.	Sonny Milano	14	2017-18
9.	Nikolai Zherdev	13	2003-04
	Serge Aubin	13	2000-01
	David Vyborny	13	2000-01

ASSISTS

1.	Zach Werenski	36	2016-17
2.	Jakub Voracek	29	2008-09
3.	Pierre-Luc Dubois	28	2017-18
4.	Kent Johnson	24	2022-23
5.	Rick Nash	22	2002-03
6.	Nikolai Zherdev	21	2003-04
7.	David Vyborny	19	2000-01
8.	Ryan Murray	17	2013-14
	Serge Aubin	17	2000-01
10.	Dmitri Voronkov	16	2023-24
	Alexander Wennberg	16	2014-15

PLUS/MINUS RATING (MIN. 40 GAMES)

1.	Zach Werenski	17	2016-17
2.	Jakub Voracek	11	2008-09
3.	Eric Robinson	10	2019-20
	Lukas Sedlak	10	2016-17
5.	Pierre-Luc Dubois	8	2017-18

PENALTY MINUTES

1.	Jared Boll	226	2007-08
2.	Jody Shelley	206	2001-02
3.	Derek Dorsett	150	2008-09
4.	Ole-Kristian Tollefsen	123	2006-07
5.	Serge Aubin	107	2000-01
6.	Rick Nash	78	2002-03
7.	Duvie Westcott	77	2002-03
8.	Rostislav Klesla	74	2001-02
9.	Mike Blunden	59	2009-10
10.	Nikolai Zherdev	54	2003-04



TOP SINGLE SEASONS

ROOKIES CONTINUED

POWER PLAY GOALS

1.	Kirill Marchenko	7	2022-23
	Jaroslav Balastik	7	2005-06
3.	Dmitri Voronkov	6	2023-24
	Pierre-Luc Dubois	6	2017-18
	Rick Nash	6	2002-03
6.	Kent Johnson	5	2022-23
	Emil Bemstrom	5	2019-20
	Nikolai Zherdev	5	2003-04
	David Vyborny	5	2000-01

SHORTHANDED GOALS

1.	Lukas Sedlak	1	2016-17
----	--------------	---	---------

GAME-WINNING GOALS

1.	Boone Jenner	5	2013-14
2.	Emil Bemstrom	4	2019-20
	Pierre-Luc Dubois	4	2017-18
4.	Kent Johnson	3	2022-23
	Cole Sillinger	3	2021-22
	Sonny Milano	3	2017-18
	Ryan Johansen	3	2011-12
	Jared Boll	3	2007-08

SHOTS ON GOAL

1.	Zach Werenski	188	2016-17
2.	Pierre-Luc Dubois	165	2017-18
3.	Jaroslav Balastik	158	2005-06
4.	Rick Nash	154	2002-03
5.	Cole Sillinger	148	2021-22

SHOOTING PERCENTAGE (MIN. 40 GAMES)

1.	Matt Calvert	22.0	2010-11
2.	Sonny Milano	20.3	2017-18
3.	Kirill Marchenko	16.0	2022-23
4.	Dmitri Voronkov	12.7	2023-24
	Kent Johnson	12.7	2022-23

FACEOFF WINNING PERCENTAGE

(min. 100 attempts)			
1.	Geoff Platt	56.5	2006-07
2.	Lukas Sedlak	52.4	2016-17
3.	Serge Aubin	51.3	2000-01
4.	Dan Fritsche	48.9	2005-06
5.	Michael Chaput	48.6	2014-15

POINTS BY DEFENSEMAN

1.	Zach Werenski	47	2016-17
2.	Ryan Murray	21	2013-14
3.	Grant Clitsome	19	2010-11
4.	Vladislav Gavrikov	18	2019-20
5.	Derrick Walser	17	2002-03

GOALS BY DEFENSEMAN

1.	Zach Werenski	11	2016-17
2.	Rostislav Klesla	8	2001-02
3.	Vladislav Gavrikov	5	2019-20
4.	Nick Blankenburg	4	2022-23
	Ryan Murray	4	2013-14
	Grant Clitsome	4	2010-11
	Derrick Walser	4	2002-03

HAT TRICKS

1.	Kirill Marchenko	1	2022-23
	Cole Sillinger	1	2021-22
	Pierre-Luc Dubois	1	2017-18
	Cam Atkinson	1	2011-12
	Matt Calvert	1	2010-11
	Nikita Filatov	1	2008-09

MULTI-POINT GAMES

1.	Pierre-Luc Dubois	12	2017-18
	Zach Werenski	12	2016-17
3.	Kent Johnson	7	2022-23
	Nikolai Zherdev	7	2003-04
5.	Kirill Marchenko	6	2022-23
	Jakub Voracek	6	2008-09
	Serge Aubin	6	2000-01

MULTI-GOAL GAMES

1.	Kirill Marchenko	3	2022-23
	Serge Aubin	3	2000-01
3.	Cole Sillinger	2	2021-22
	Sonny Milano	2	2017-18
	William Karlsson	2	2015-16
	Boone Jenner	2	2013-14
	Cam Atkinson	2	2011-12
	Ryan Johansen	2	2011-12
	Jaroslav Balastik	2	2005-06

ICE TIME - ALL PLAYERS (MIN. 40 GAMES)

1.	Zach Werenski	20:55	2016-17
2.	Ryan Murray	19:52	2013-14
3.	Vladislav Gavrikov	18:59	2019-20
4.	Rostislav Klesla	18:52	2001-02
5.	Tim Berni	16:58	2022-23

ICE TIME - FORWARDS (MIN. 40 GAMES)

1.	Pierre-Luc Dubois	16:38	2017-18
2.	Serge Aubin	16:20	2000-01
3.	Kirill Marchenko	16:11	2022-23
	Nikolai Zherdev	16:11	2003-04
5.	Adam Fantilli	15:43	2023-24

GOALTENDERS

GAMES PLAYED

1.	Marc Denis	77	2002-03
2.	Marc Denis	66	2003-04
3.	Sergei Bobrovsky	65	2017-18
4.	Sergei Bobrovsky	63	2016-17
5.	Sergei Bobrovsky	62	2018-19
6.	Steve Mason	61	2008-09
7.	Elvis Merzlikins	59	2021-22
8.	Steve Mason	58	2009-10
	Sergei Bobrovsky	58	2013-14
10.	Fredrik Norrena	55	2006-07

MINUTES PLAYED

1.	Marc Denis	4,511	2002-03
2.	Sergei Bobrovsky	3,912	2017-18
3.	Marc Denis	3,796	2003-04
4.	Sergei Bobrovsky	3,707	2016-17
5.	Steve Mason	3,664	2008-09
6.	Sergei Bobrovsky	3,557	2018-19
7.	Elvis Merzlikins	3,320	2021-22
8.	Sergei Bobrovsky	3,299	2013-14
9.	Steve Mason	3,201	2009-10
10.	Ron Tugnutt	3,129	2000-01

GOALS-AGAINST AVERAGE

(min. 20 games played)			
1.	Sergei Bobrovsky	2.00	2012-13
2.	Sergei Bobrovsky	2.06	2016-17
3.	Pascal Leclaire	2.25	2007-08
4.	Steve Mason	2.29	2008-09
5.	Elvis Merzlikins	2.35	2019-20
6.	Sergei Bobrovsky	2.38	2013-14
7.	Sergei Bobrovsky	2.42	2017-18
8.	Ron Tugnutt	2.44	2000-01
9.	Marc Denis	2.56	2003-04
10.	Sergei Bobrovsky	2.58	2018-19

SAVE PERCENTAGE

(min. 20 games played)			
1.	Sergei Bobrovsky	.932	2012-13
2.	Sergei Bobrovsky	.931	2016-17
3.	Elvis Merzlikins	.923	2019-20
	Sergei Bobrovsky	.923	2013-14
5.	Sergei Bobrovsky	.921	2017-18
6.	Joonas Korpialo	.919	2015-16
	Pascal Leclaire	.919	2007-08
8.	Sergei Bobrovsky	.918	2014-15
	Marc Denis	.918	2003-04
10.	Ron Tugnutt	.917	2000-01

WINS

1.	Sergei Bobrovsky	41	2016-17
2.	Sergei Bobrovsky	37	2018-19
	Sergei Bobrovsky	37	2017-18
4.	Steve Mason	33	2008-09
5.	Sergei Bobrovsky	32	2013-14
6.	Sergei Bobrovsky	30	2014-15
7.	Elvis Merzlikins	27	2021-22
	Marc Denis	27	2002-03
9.	Steve Mason	24	2010-11
	Pascal Leclaire	24	2007-08
	Fredrik Norrena	24	2006-07

LOSSES

1.	Marc Denis	41	2002-03
2.	Marc Denis	36	2003-04
3.	Ron Tugnutt	27	2001-02
4.	Steve Mason	26	2011-12
	Steve Mason	26	2009-10
6.	Marc Denis	25	2005-06
	Ron Tugnutt	25	2000-01
8.	Marc Denis	24	2001-02
9.	Elvis Merzlikins	23	2021-22
	Fredrik Norrena	23	2006-07

TIES

1.	Marc Denis	8	2002-03
2.	Marc Denis	7	2003-04
3.	Marc Denis	5	2001-02
	Ron Tugnutt	5	2000-01
5.	Marc Denis	4	2000-01
6.	Ron Tugnutt	3	2001-02
7.	Fred Brathwaite	1	2003-04

SHUTOUTS

1.	Steve Mason	10	2008-09
2.	Pascal Leclaire	9	2007-08
3.	Sergei Bobrovsky	7	2016-17
4.	Sergei Bobrovsky	5	2017-18
	Sergei Bobrovsky	5	2013-14
	Steve Mason	5	2009-10
	Marc Denis	5	2003-04
	Marc Denis	5	2002-03
9.	Sergei Bobrovsky	4	2012-13
	Ron Tugnutt	4	2000-01

ASSISTS

1.	Sergei Bobrovsky	3	2017-18
2.	Elvis Merzlikins	2	2021-22
	Sergei Bobrovsky	2	2015-16
	Sergei Bobrovsky	2	2014-15
	Steve Mason	2	2011-12
	Steve Mason	2	2009-10
	Pascal Leclaire	2	2007-08
	Marc Denis	2	2003-04
8.	Michael Hutchinson	1	2022-23
	Elvis Merzlikins	1	2022-23
	Daniil Tarasov	1	2022-23
	J-F Berube	1	2021-22
	Sergei Bobrovsky	1	2013-14
	Curtis McElhinney	1	2013-14

RECORD BOOK



GOALTENDERS CONTINUED

ASSISTS CONTINUED

8.	Mathieu Garon	1	2010-11
	Steve Mason	1	2010-11
	Fredrik Norrena	1	2007-08
	Marc Denis	1	2005-06
	Pascal Leclaire	1	2005-06
	Ron Tugnutt	1	2001-02
	Marc Denis	1	2001-02
	Ron Tugnutt	1	2000-01

PENALTY MINUTES

1.	Marc Denis	10	2003-04
2.	Elvis Merzlikins	8	2021-22
	Sergei Bobrovsky	8	2016-17
4.	Fredrik Norrena	6	2006-07
	Marc Denis	6	2002-03
6.	Elvis Merzlikins	4	2023-24
	Elvis Merzlikins	4	2022-23
	Sergei Bobrovsky	4	2014-15
9.	Joonas Korpivalo	2	2021-22
	Sergei Bobrovsky	2	2015-16
	Joonas Korpivalo	2	2015-16
	Sergei Bobrovsky	2	2013-14

Steve Mason	2	2011-12
Mathieu Garon	2	2010-11
Steve Mason	2	2010-11
Mathieu Garon	2	2009-10
Steve Mason	2	2009-10
Steve Mason	2	2008-09
Pascal Leclaire	2	2007-08
Pascal Leclaire	2	2006-07
Marc Denis	2	2005-06
Pascal Leclaire	2	2005-06
Fred Brathwaite	2	2003-04
J.F. Labbe	2	2002-03
Marc Denis	2	2001-02
Ron Tugnutt	2	2000-01
Marc Denis	2	2000-01

ROOKIE GOALTENDERS

GAMES PLAYED

1.	Steve Mason	61	2008-09
2.	Pascal Leclaire	33	2005-06

MINUTES PLAYED

1.	Steve Mason	3,664	2008-09
2.	Marc Denis	1,830	2000-01

GOALS-AGAINST AVERAGE (MIN. 20 GAMES)

1.	Steve Mason	2.29	2008-09
2.	Joonas Korpivalo	2.60	2015-16

SAVE PERCENTAGE (MIN. 20 GAMES)

1.	Joonas Korpivalo	.920	2015-16
2.	Steve Mason	.916	2008-09

WINS

1.	Steve Mason	33	2008-09
2.	Joonas Korpivalo	16	2015-16

LOSSES

1.	Steve Mason	20	2008-09
	Marc Denis	20	2000-01

SHUTOUTS

1.	Steve Mason	10	2008-09
----	-------------	----	---------

ASSISTS

1.	Daniil Tarasov	1	2022-23
	Pascal Leclaire	1	2005-06

CAREER LEADERS

GAMES PLAYED

1.	Boone Jenner	715
2.	Rick Nash	674
3.	Cam Atkinson	627
4.	Nick Foligno	599
5.	David Savard	597
6.	Fedor Tyutin	553
7.	David Vyborny	543
8.	Jared Boll	518
9.	Rostislav Klesla	515
10.	Zach Werenski	486

POINTS

1.	Rick Nash	547
2.	Cam Atkinson	402
3.	Boone Jenner	364
4.	Nick Foligno	334
5.	David Vyborny	317
6.	Zach Werenski	302
7.	R.J. Umberger	250
8.	Oliver Bjorkstrand	234
9.	Brandon Dubinsky	225
10.	Seth Jones	223

GOALS

1.	Rick Nash	289
2.	Cam Atkinson	213
3.	Boone Jenner	192
4.	Nick Foligno	142
5.	R.J. Umberger	120
6.	David Vyborny	113
7.	Oliver Bjorkstrand	111
8.	Zach Werenski	90
9.	Geoff Sanderson	88
10.	Ryan Johansen	79

ASSISTS

1.	Rick Nash	258
2.	Zach Werenski	212
3.	David Vyborny	204
4.	Nick Foligno	192
5.	Cam Atkinson	189
6.	Seth Jones	173
7.	Boone Jenner	172
8.	Alexander Wennberg	161
9.	Jakub Voracek	156
10.	Brandon Dubinsky	153

PLUS/MINUS RATING (MIN. 100 GP)

1.	Artemi Panarin	37
2.	Josh Anderson	27
3.	Markus Nutivaara	25
4.	David Savard	24
	Brandon Saad	24
6.	Jan Hejda	23
7.	Pierre-Luc Dubois	20
8.	Derek MacKenzie	19
9.	Cam Atkinson	17
10.	Nick Foligno	16

PENALTY MINUTES

1.	Jared Boll	1,195
2.	Jody Shelley	1,025
3.	Derek Dorsett	727
4.	Rick Nash	568
5.	Rostislav Klesla	508
6.	Nick Foligno	466
7.	Brandon Dubinsky	448
8.	Tyler Wright	436
9.	Boone Jenner	410
10.	Jason Chimera	372

POWER PLAY GOALS

1.	Rick Nash	83
2.	Cam Atkinson	42
3.	Boone Jenner	41
4.	R.J. Umberger	40
5.	David Vyborny	36

SHORTHANDED GOALS

1.	Cam Atkinson	16
2.	Rick Nash	14
3.	Gustav Nyquist	7
	David Vyborny	7
5.	Boone Jenner	6
	Matt Calvert	6

GAME-WINNING GOALS

1.	Rick Nash	44
2.	Cam Atkinson	42
3.	Boone Jenner	27
4.	Nick Foligno	21
5.	David Vyborny	17

SHOTS ON GOAL

1.	Rick Nash	2,278
2.	Cam Atkinson	1,883
3.	Boone Jenner	1,790
4.	Zach Werenski	1,288
5.	Nick Foligno	1,178

SHOOTING PERCENTAGE (MIN. 200 SHOTS)

1.	Scott Hartnell	14.0
2.	Mike Sillinger	13.7
3.	Patrik Laine	13.6
	Kirill Marchenko	13.6
5.	Espen Knutsen	13.3

HAT TRICKS

1.	Cam Atkinson	6
2.	Rick Nash	5
3.	Tyler Wright	3
4.	Cole Sillinger	2
	Boone Jenner	2
	Kirill Marchenko	2
	Patrik Laine	2
	Scott Hartnell	2
	Nick Foligno	2
	Jeff Carter	2
	Geoff Sanderson	2
	R.J. Umberger	2

HITS

1.	Boone Jenner	1,619
2.	Nick Foligno	1,489
3.	Brandon Dubinsky	1,225
4.	David Savard	1,117
5.	Jared Boll	970
6.	Fedor Tyutin	790
7.	Derek MacKenzie	741
8.	Jack Johnson	733
9.	Derek Dorsett	667
10.	Marc Methot	614



BLOCKED SHOTS

1.	David Savard	958
2.	Jack Johnson	765
3.	Fedor Tyutin	741
4.	Boone Jenner	699
5.	Seth Jones	675
6.	Zach Werenski	617
7.	Ryan Murray	593
8.	Rostislav Klesla	544
9.	Jan Hejda	538
10.	Andrew Peeke	449

TAKEAWAYS

1.	Rick Nash	347
2.	Boone Jenner	326
3.	Cam Atkinson	308
4.	Nick Foligno	303
5.	Zach Werenski	229
6.	Seth Jones	223
7.	R.J. Umberger	221
8.	Alexander Wennberg	201
9.	Oliver Bjorkstrand	199
10.	Brandon Dubinsky	189

CONSECUTIVE GAMES PLAYED

1.	R.J. Umberger	288
	10/10/08-1/10/12	
2.	Jason Chimera	243
	10/9/05-4/5/08	
3.	Pierre-Luc Dubois	239
	10/6/17-1/21/21	
4.	Antoine Vermette	241
	3/7/09-2/21/12	
5.	Ryan Johansen	202
	2/24/13-10/22/15	

DEFENSEMEN

GAMES PLAYED

1.	David Savard	597
2.	Fedor Tyutin	553
3.	Rostislav Klesla	515
4.	Zach Werenski	486
5.	Jack Johnson	445

POINTS

1.	Zach Werenski	302
2.	Seth Jones	223
3.	Fedor Tyutin	185
4.	David Savard	166
5.	Jack Johnson	154

GOALS

1.	Zach Werenski	90
2.	Seth Jones	50
3.	Rostislav Klesla	41
	David Savard	41
5.	Fedor Tyutin	39

ASSISTS

1.	Zach Werenski	212
2.	Seth Jones	173
3.	Fedor Tyutin	146
4.	David Savard	125
5.	Jack Johnson	118

PENALTY MINUTES

1.	Rostislav Klesla	508
2.	Fedor Tyutin	351
3.	David Savard	331
4.	Duvie Westcott	299
5.	Ole-Kristian Tollefsen	273

GOALTENDERS

GAMES PLAYED

1.	Sergei Bobrovsky	374
2.	Marc Denis	266
3.	Steve Mason	232
4.	Joonas Korpisalo	210
5.	Elvis Merzlikins	191

MINUTES PLAYED

1.	Sergei Bobrovsky	21,804
2.	Marc Denis	15,258
3.	Steve Mason	13,138
4.	Joonas Korpisalo	11,556
5.	Elvis Merzlikins	10,451

WINS

1.	Sergei Bobrovsky	213
2.	Steve Mason	96
3.	Joonas Korpisalo	87
4.	Marc Denis	84
5.	Elvis Merzlikins	68

LOSSES

1.	Marc Denis	146
2.	Sergei Bobrovsky	130
3.	Steve Mason	99
4.	Elvis Merzlikins	79
5.	Joonas Korpisalo	78

TIES

1.	Marc Denis	24
2.	Ron Tugnutt	8
3.	Fred Brathwaite	1

OVERTIME/SHOOTOUT LOSSES

1.	Elvis Merzlikins	30 (21/9)
2.	Sergei Bobrovsky	27 (14/13)
	Steve Mason	27 (8/19)
4.	Joonas Korpisalo	24 (18/6)
5.	Pascal Leclaire	12 (4/8)
	Mathieu Garon	12 (6/6)

SHUTOUTS

1.	Sergei Bobrovsky	33
2.	Steve Mason	19
3.	Marc Denis	12
4.	Pascal Leclaire	10
	Elvis Merzlikins	10

GOALS-AGAINST AVERAGE (MIN. 70 GAMES)

1.	Sergei Bobrovsky	2.41
2.	Ron Tugnutt	2.62
3.	Mathieu Garon	2.77
4.	Fredrik Norrena	2.79
5.	Pascal Leclaire	2.82

SAVE PERCENTAGE (MIN. 70 GAMES)

1.	Sergei Bobrovsky	.921
2.	Ron Tugnutt	.910
3.	Curtis McElhinney	.909
4.	Pascal Leclaire	.907
5.	Marc Denis	.905

SAVES

1.	Sergei Bobrovsky	10,193
2.	Marc Denis	7,251
3.	Steve Mason	5,919
4.	Joonas Korpisalo	5,491
5.	Elvis Merzlikins	5,261

SHOTS AGAINST

1.	Sergei Bobrovsky	11,067
2.	Marc Denis	8,016
3.	Steve Mason	6,553
4.	Joonas Korpisalo	6,079
5.	Elvis Merzlikins	5,819

ASSISTS

1.	Sergei Bobrovsky	8
2.	Steve Mason	5
3.	Elvis Merzlikins	4
	Marc Denis	4
	Pascal Leclaire	4

PENALTY MINUTES

1.	Marc Denis	22
2.	Sergei Bobrovsky	18
3.	Elvis Merzlikins	16
4.	Steve Mason	8
5.	Joonas Korpisalo	6
	Fredrik Norrena	6
	Pascal Leclaire	6



STREAKS

LONGEST WINNING STREAK

1.	11/29/16-1/3/17	16
2.	3/4-3/22/18	10
3.	3/18-4/4/15	9
4.	1/6-1/23/14	8
5.	12/1-12/16/14	7

LONGEST POINT STREAK

1.	11/25/16-1/3/17 (17-0-1)	18
2.	3/18-4/11/15 (12-0-1)	13
3.	12/9/19-1/3/20 (8-0-4)	12
	2/26-3/22/13 (8-0-4)	12
5.	3/4-3/22/18 (10-0-0)	10

LONGEST WINLESS STREAK

1.	11/4-11/19/23 (0-7-2)	9
	4/8-4/25/21 (0-7-2)	9
	10/24-11/11/14 (0-8-1)	9
	12/10-12/26/09 (0-7-2)	9
	12/4-12/23/03 (0-6-1-2)	9
6.	2/8-2/22/20 (0-3-5)	8
	10/9-10/22/15 (0-8-0)	8
	10/7-10/22/11 (0-7-1)	8
	11/10-11/24/06 (0-7-1)	8
	3/3-3/18/04 (0-8-0-0)	8
	11/17-12/3/00 (0-8-0-0)	8

LONGEST LOSING STREAK

1.	10/9-10/22/15	8
	3/3-3/18/04	8
	11/17-12/3/00	8
4.	12/13-12/29/22	7
	11/11-11/25/05	7

LONGEST SHUTOUT STREAK

Overall	199:19	12/23/08-1/2/09
Home	193:41	2/19-3/10/17
Road	166:06	12/1-1/9/06

LONGEST SCORELESS STREAK

Overall	219:46	12/1-12/10/01
Home	178:48	3/15-3/27/11
Road	207:07	3/26-4/5/01

MOST CONSECUTIVE OVERTIME GAMES

Overall	6	12/9-12/20/14 (2OTW, 3SOW, 1OTL)
Home	4	11/27-12/12/15 (1OTW, 2OTL, 1SOL)
	4	12/9-12/20/14 (1OTW, 2SOW, 1OTL)
	4	2/26-3/7/13 (2OTW, 1SOW, 1OTL)
Road	4	3/24-4/8/09 (1SOW, 1OTL, 2SOL)

LONGEST HOME WINNING STREAK

1.	2/24-3/22/18	8
	11/29/16-1/3/17	8
3.	10/21-11/18/16	7
4.	1/14-2/7/20	6
	3/24-4/10/15	6
	12/26/07-1/15/08	6

LONGEST HOME POINT STREAK

1.	2/11-3/31/13 (9-0-3)	12
2.	2/24-3/22/18 (8-0-0)	8
	11/29/16-1/3/17 (8-0-0)	8
	10/21-11/21/16 (7-0-1)	8
5.	11/15-12/30/21 (5-0-1)	6
	1/14-2/7/20 (6-0-0)	6
	3/24-4/10/15 (6-0-0)	6
	1/30-3/13/14 (5-0-1)	6
	12/26/07-1/15/08 (6-0-0)	6
	1/20-2/12/03 (4-0-2-0)	6
	11/13-11/27/01 (4-0-1-1)	6
	1/15-2/10/01 (4-0-1-1)	6

LONGEST HOME WINLESS STREAK

1.	12/4-12/31/03 (0-6-1-1)	8
	10/4-11/9/01 (0-6-2-0)	8
3.	1/29-3/7/08 (0-4-3)	7
	1/26-2/28/02 (0-4-1-2)	7
5.	10/9-11/10/15 (0-6-0)	6
	3/9-3/27/11 (0-4-2)	6

LONGEST HOME LOSING STREAK

1.	10/9-11/10/15	6
	10/12-11/9/01	6
3.	2/24-3/7/15	5
	11/11-11/25/05	5
	12/19-12/31/03	5
	11/17-12/2/00	5

MOST CONSECUTIVE GAMES WITHOUT BEING SHUT OUT

Overall	51	4/8/09-1/12/10
Home	45	3/20/07-3/26/08
Road	45	1/9/09-1/12/10

MOST CONSECUTIVE GAMES SCORING A POWER PLAY GOAL

Overall	8	10/10-10/27/02 (10 goals)
Home	14	11/22/06-1/27/07 (22 goals)
Road	6	1/12-2/9/19 (6 goals)

MOST CONSECUTIVE GAMES ALLOWING A POWER PLAY GOAL

Overall	10	2/18-3/9/07 (16 goals)
Home	9	12/21-1/15/24 (12 goals allowed)
		2/18-4/1/07 (14 goals allowed)
Road	9	4x, most recent, 3/5-4/9/24 (11 goals)

LONGEST ROAD WINNING STREAK

1.	12/1-12/31/16	8
	3/6-3/28/15	8
3.	3/4-3/29/18	6
	1/19-2/18/11	6
5.	1/20-2/12/22	5
	3/24-4/6/19	5
	11/4-11/24/10	5

LONGEST ROAD POINT STREAK

1.	11/20-12/31/16 (10-0-1)	11
2.	3/6-4/11/15 (9-0-1)	10
3.	12/9/19-1/7/20 (6-0-3)	9
4.	1/15-2/18/11 (6-0-2)	8
5.	3/4-3/31/18 (6-0-1)	7
	3/7-4/8/09 (4-0-3)	7

LONGEST ROAD WINLESS STREAK

1.	10/9-12/20/03 (0-11-1-2)	14
2.	11/21-1/5/10 (0-9-4)	13
3.	3/5-4/13/24 (0-10-1)	11
	1/10-2/23/04 (0-8-3-0)	11
5.	12/6/22-1/10/23 (0-10-0)	10
	12/15-1/30/02 (0-9-1-0)	10
	4/1-5/1/21 (0-8-2)	10

LONGEST ROAD LOSING STREAK

1.	12/6/22-1/10/23	10
2.	10/12-11/20/05	9
3.	3/22-4/13/24	8
	4/1-4/22/21	8
	2/18-3/24/03	8

MOST CONSECUTIVE GAMES SCORING A SHORTHANDED GOAL

Overall	3	11/7/02-11/12/02 (3 goals)
Home	3	2x, most recent, 3/9-3/15/19 (3 goals)
Road	3	12/26/02-1/3/03 (3 goals)

MOST CONSECUTIVE GAMES ALLOWING A SHORTHANDED GOAL

Overall	4	1/7-1/14/11 (4 goals)
Home	2	4x, most recent, 1/11-1/14/11 (2 goals)
Road	2	10x, most recent, 10/21-10/26/19 (2 goals)



TEAM RECORDS

LARGEST MARGIN OF VICTORY/DEFEAT

LARGEST MARGIN OF VICTORY

DATE	MARGIN	OPPONENT	SCORE	CBJ/OPP GOALTENDERS
11/4/16	10	vs. Montreal	10-0	Bobrovsky/Montoya
2/25/17	7	vs. NY Islanders	7-0	Korpisalo/Greiss, Berube
11/10/10	7	vs. St. Louis	8-1	Mason/Conklin, Halak
1/13/22	6	at Carolina	6-0	Merzlikins/Andersen, LaFontaine
10/14/21	6	vs. Arizona	8-2	Merzlikins/Hutton
12/22/16	6	vs. Pittsburgh	7-1	Bobrovsky/Murray, Fleury
2/6/15	6	vs. St. Louis	7-1	McElhinney/Elliott, Allen
11/25/13	6	at Toronto	6-0	Bobrovsky/Reimer, Bernier
3/7/09	6	at Detroit	8-2	Mason/Conklin, Osgood

LARGEST MARGIN OF DEFEAT

DATE	MARGIN	OPPONENT	SCORE	CBJ/OPP GOALTENDERS
11/11/09	8	vs. Detroit	1-9	Mason, Garon/Howard
3/30/02	8	at San Jose	2-10	Denis, Tugnut/Kiprusoff
2/4/02	8	vs. Boston	0-8	Denis/Grahame
4/6/23	7	at New Jersey	1-8	Hutchinson, Gillies/Vanecek
4/1/23	7	vs. Florida	0-7	Hutchinson/Lyon
1/15/22	7	at Florida	2-9	Merzlikins, Korpisalo/Bobrovsky
11/19/13	7	at Edmonton	0-7	McElhinney, Bobrovsky/Dubnyk
11/5/11	7	at Philadelphia	2-9	Mason, York/Bryzgalov
1/22/04	7	at Chicago	0-7	Brathwaite/Anderson

SHOTS & SHOT DIFFERENCES IN VICTORY/DEFEAT

LARGEST SHOT DIFFERENCE FOR IN WIN

DATE	SHOT DIFF.	OPPONENT	SCORE
2/7/20	28 (44-16)	vs. Detroit	2-0 W
4/27/13	27 (47-20)	vs. Nashville	3-1 W
10/21/23	26 (54-28)	at Minnesota	5-4 OTW
10/7/19	26 (44-18)	vs. Buffalo	4-3 OTW
12/3/16	26 (60-34)	at Arizona	3-2 SOW
10/28/05	25 (53-28)	vs. Minnesota	2-1 SOW

LARGEST SHOT DIFFERENCE FOR IN LOSS

DATE	SHOT DIFF.	OPPONENT	SCORE
4/3/12	32 (54-22)	at Phoenix	0-2 L
2/16/20	29 (55-26)	at New Jersey	3-4 SOL
2/14/18	29 (57-28)	at Toronto	3-6 L
12/5/19	28 (47-19)	vs. NY Rangers	2-3 L
3/18/14	27 (47-20)	vs. Carolina	1-3 L
11/1/08	27 (51-24)	vs. Chicago	3-4 SOL

LARGEST SHOT DIFFERENCE AGAINST IN WIN

DATE	SHOT DIFF.	OPPONENT	SCORE
12/4/14	-35 (20-55)	at Florida	4-3 SOW
3/16/08	-29 (17-46)	vs. Detroit	4-3 W
1/14/06	-29 (23-52)	at Florida	5-4 OTW
11/20/22	-27 (23-50)	vs. Florida	5-3 W
3/18/15	-27 (20-47)	at Edmonton	4-3 SOW

LARGEST SHOT DIFFERENCE AGAINST IN LOSS

DATE	SHOT DIFF.	OPPONENT	SCORE
1/26/22	-39 (23-62)	vs. Calgary	0-6 L
10/30/22	-32 (21-53)	at New Jersey	1-7 L
2/25/22	-31 (19-50)	at Carolina	0-4 L
1/1/22	-31 (18-49)	vs. Carolina	4-7 L
3/26/16	-29 (19-48)	at Nashville	1-5 L

MOST SHOTS IN WIN

DATE	SHOTS	OPPONENT	SCORE
12/3/16	60	at Arizona	3-2 SOW
10/21/23	54	at Minnesota	5-4 OTW
3/22/16	53	vs. Philadelphia	3-2 SOW
10/28/05	53	vs. Minnesota	2-1 SOW
2/13/18	51	at NY Islanders	4-1 W

MOST SHOTS IN LOSS

DATE	SHOTS	OPPONENT	SCORE
2/14/18	57	at Toronto	3-6 L
2/16/20	55	at New Jersey	3-4 SOL
4/3/12	54	at Phoenix	0-2 L
11/1/08	51	vs. Chicago	3-4 SOL
2/3/18	49	at NY Islanders	3-4 L
11/29/11	48	at Vancouver	1-4 L

MOST SHOTS ALLOWED IN WIN

DATE	SHOTS	OPPONENT	SCORE
12/4/14	55	at Florida	4-3 SOW
4/11/15	52	at NY Islanders	5-4 SOW
1/14/06	52	at Florida	5-4 OTW
11/19/10	50	at Anaheim	4-3 W
4/5/22	49	at Philadelphia	4-2 W

MOST SHOTS ALLOWED IN LOSS

DATE	SHOTS	OPPONENT	SCORE
1/26/22	62	vs. Calgary	0-6 L
1/15/22	51	at Florida	2-9 L
11/12/02	51	at Colorado	4-5 L
3/22/24	50	at Colorado	1-6 L
4/29/22	50	at Pittsburgh	3-5 L
2/25/22	50	at Carolina	0-4 L
2/14/04	50	vs. San Jose	1-2 OTL

FEWEST SHOTS IN WIN

DATE	SHOTS	OPPONENT	SCORE
3/2/02	13	at Los Angeles	2-0 W
10/27/15	14	at New Jersey	3-1 W
10/27/06	14	vs. Los Angeles	2-0 W
1/8/06	15	at Phoenix	5-2 W
1/2/04	15	at Tampa Bay	2-0 W

FEWEST SHOTS IN LOSS

DATE	SHOTS	OPPONENT	SCORE
4/1/03	10	at Philadelphia	0-4 L
3/8/10	11	at Los Angeles	0-6 L
1/3/02	11	at St. Louis	2-4 L
3/22/08	12	vs. Detroit	1-4 L
2/15/13	13	at Los Angeles	1-2 L
3/20/11	13	vs. New Jersey	0-3 L

FEWEST SHOTS ALLOWED IN WIN

DATE	SHOTS	OPPONENT	SCORE
11/7/03	14	vs. Atlanta	4-2 W
11/22/08	15	at Atlanta	2-0 W
2/7/20	16	vs. Detroit	2-0 W
12/12/07	16	vs. Colorado	4-1 W
12/18/16	17 (5x)	at Vancouver	4-3 OTW

FEWEST SHOTS ALLOWED IN LOSS

DATE	SHOTS	OPPONENT	SCORE
2/21/09	13	vs. Anaheim	2-5 L
2/10/13	14	vs. Edmonton	1-3 L
1/19/08	14	at Dallas	1-3 L
1/10/01	14	vs. Colorado	2-4 L
2/18/20	15	at Philadelphia	1-5 L



MOST GOALS OVER STRETCH (NOT INCLUDING SO GOALS)

2-GAME STRETCH

1.	2/17-2/20/22	14
2.	11/1-11/4/16	13
3.	12/16-12/19/23	12
	3/21-24/23	12
	3/27-3/29/18	12
	2/25-2/26/17	12
	4/5-4/7/12	12
	1/11-1/13/03	12
9.	14x, MR: 3/2-3/4/24	11

5-GAME STRETCH

1.	2/15-2/24/22	26
2.	12/8-12/19/23	25
	3/27-4/5/18	25
4.	2/17-2/25/22	24
	1/27-2/10/22	24
	3/24-3/31/19	24
	11/4-11/12/16	24
8.	11/26-12/6/18	23
	3/19-3/28/15	23
	2/25-3/9/01	23

8-GAME STRETCH

1.	2/8-2/24/22	37
	1/30-2/20/22	37
3.	3/19-4/3/18	36
4.	1/31-2/22/22	35
	1/27-2/17/22	35
	3/20-4/5/18	35
7.	6x, MR: 3/15-3/29/18	34

BEST HOMESTAND/ROAD TRIPS

3-GAME HOMESTAND

1.	1/14-1/18/20 (3-0-0)	6
	11/15-11/21/19 (3-0-0)	6
	11/12-11/18/16 (3-0-0)	6
	3/31-4/4/15 (3-0-0)	6
	2/7-13/09 (3-0-0)	6
	1/11-15/08 (3-0-0)	6
	1/19-27/07 (3-0-0)	6
	1/24-28/06 (3-0-0)	6
	10/11-16/03 (3-0-0)	6
10.	3X, 1/16-21/04 (2-0-0-1)	5

3-GAME ROAD TRIP

1.	2/5-2/9/19 (3-0-0)	6
	12/22-12/28/18 (3-0-0)	6
	12/13-12/18/16 (3-0-0)	6
	3/18-3/21/15 (3-0-0)	6
	11/17-11/20/10 (3-0-0)	6
6.	3/27-3/31/18 (2-0-1)	5
7.	12x, 1/13-1/20/22 (2-1-0)	4

3-GAME CALIFORNIA ROAD TRIP

1.	11/17-11/20/10 (3-0-0)	6
2.	2/17-2/21/24 (2-1-0)	4
	1/6-1/9/20 (2-1-0)	4
	11/3-11/6/15 (2-1-0)	4
	4/17-4/21/13 (2-1-0)	4
	1/8-1/11/04 (1-0-0-2)	4
7.	11/1-11/4/18 (1-1-1)	3
	10/25-10/28/16 (1-1-1)	3
	2/3-2/7/14 (1-1-1)	3

3-GAME STRETCH

1.	12/14-12/19/23	18
	2/17-2/22/22	18
3.	2/20-2/24/22	17
	10/28-11/4/16	17
5.	2/15-2/20/22	16
	3/27-3/31/18	16
7.	10x, MR: 1/30-2/8/22	15

6-GAME STRETCH

1.	12/7-12/19/23	28
	2/12-2/24/22	28
3.	12/8-12/21/23	27
	2/8-2/20/22	27
	3/27-4/7/18	27
	3/19-3/29/18	27
	11/1-11/12/16	27
	1/11-1/23/14	27
9.	16x, MR: 2/17-2/27/22	26

9-GAME STRETCH

1.	1/27-2/20/22	42
2.	1/31-2/24/22	41
	1/30-2/22/22	41
4.	3/19-4/5/18	40
5.	3/12-3/29/18	39
6.	11/15-12/1/18	38
	3/17-4/3/18	38
	3/15-3/31/18	38
	3/6-3/22/18	38
	3/4-3/20/18	38

4-GAME HOMESTAND

1.	3/6-3/12/18 (4-0-0)	8
	12/20-12/29/16 (4-0-0)	8
	3/3-3/9/13 (4-0-0)	8
4.	1/23-1/29/21 (2-0-2)	6
	10/20-10/27/13 (3-1-0)	6
	3/11-3/19/10 (3-1-0)	6
	11/07-11/16/09 (3-1-0)	6
	11/5-11/2/08 (3-1-0)	6
	1/25-1/2/5/03 (2-0-0-2)	6
	11/5-11/14/00 (3-1-0-0)	6

4-GAME ROAD TRIP

1.	1/6-1/11/20 (3-1-0)	6
	1/26-2/5/16 (3-1-0)	6
	1/15-1/22/11 (2-0-2)	6
	1/8-1/13/03 (3-1-0-0)	6
5.	10/22-10/28/16 (2-1-1)	5
6.	2/13-2/21/24 (2-2-0)	4
	12/7-12/14/19 (1-1-2)	4
	10/22-10/30/15 (2-2-0)	4
	1/3-1/9/15 (2-2-0)	4
	12/31-1/6/14 (2-2-0)	4
	11/29-12/6/11 (2-2-0)	4
	3/1-3/10/01 (2-2-0-0)	4

3-GAME WESTERN CANADA ROAD TRIP

1.	12/13-12/18/16 (3-0-0)	6
	3/18-3/21/15 (3-0-0)	6
3.	3/27-3/31/18 (2-0-1)	5
4.	2/2-2/5/16 (2-1-0)	4
	1/5-1/8/10 (2-1-0)	4
	2/1-2/6/06 (2-1-0)	4
	1/10-1/13/03 (2-1-0)	4

4-GAME STRETCH

1.	2/17-2/24/22	24
2.	3/27-4/3/18	21
3.	12/14-12/21/23	20
	12/10-12/19/23	20
	2/15-2/22/22	20
	1/27-2/8/22	20
	3/24-3/30/19	20
8.	6x, MR: 11/10-11/17/22	19

7-GAME STRETCH

1.	2/10-2/24/22	32
2.	12/5-19/23	31
	2/8-2/22/22	31
	1/31-2/20/22	31
	3/20-4/3/18	31
	3/19-3/31/18	31
	10/28-11/12/16	31
8.	10x, MR: 12/14-12/29/23	30

10-GAME STRETCH

1.	1/30-2/24/22	47
2.	1/27-2/22/22	46
3.	3/15-4/3/18	43
	3/12-3/31/18	43
5.	1/26-2/20/22	42
	11/15-12/6/18	42
	3/19-4/7/18	42
	3/17-4/5/18	42
	3/9-3/29/18	42
	3/8-3/27/18	42
	3/4-3/22/18	42
	3/19-4/8/15	42

6-GAME HOMESTAND

1.	2/4-3/2/10 (3-1-2)	8
2.	12/8-12/20/18 (3-2-1)	7
3.	1/31-2/13/13 (2-3-1)	5
4.	2/6-2/18/07 (2-4-0)	4

7-GAME HOMESTAND

1.	2/9-2/25/17 (4-3-0)	8
2.	11/5-11/28/22 (3-3-1)	7

6-GAME ROAD TRIP

1.	4/13-4/25/13 (5-1-0)	10
2.	12/29/08-1/9/09 (4-2-0)	8
3.	3/27-4/4/21 (1-5-0)	2
4.	4/15-4/25/21 (0-5-1)	1

5-GAME HOMESTAND

1.	3/12-3/22/13 (3-0-2)	8
2.	12/18-12/31/14 (3-1-1)	7
	3/7-3/18/08 (3-1-1)	7
4.	2/9-2/19/16 (2-1-2)	6
	12/3-12/12/07 (2-1-2)	6
	10/21-10/28/05 (3-2-0)	6
	11/21-11/29/01 (2-1-1-1)	6

5-GAME ROAD TRIP

1.	2/8-2/17/22 (4-1-0)	8
2.	11/17-11/25/13 (3-2-0)	6
	2/15-2/23/08 (3-2-0)	6
	1/17-1/24/08 (3-2-0)	6
	11/28-12/9/06 (3-2-0)	6
6.	1/23-1/30/24 (2-2-1)	5
	1/22-2/3/17 (2-2-1)	5
	2/14-2/22/15 (2-2-1)	5



TEAM RECORDS

SINGLE GAME

GOALS

MOST GOALS SCORED

Overall	10	11/4/16 vs. Montreal (10-0 W)
Home	10	11/4/16 vs. Montreal (10-0 W)
Road	9	12/19/23 at Buffalo (9-4 W)

MOST GOALS AGAINST

Overall	10	3/30/02 at San Jose (2-10 L)
Home	9	12/7/23 vs. Buffalo (4-9 L) 12/4/18 vs. Calgary (6-9 L) 11/11/09 vs Detroit (1-9 L)
Road	10	3/30/02 at San Jose (2-10 L)

MOST GOALS, BOTH TEAMS

Overall	15	12/14/18 vs. Calgary (6-9 L)
Home	15	12/14/18 vs. Calgary (6-9 L)
Road	13	12/19/23 at Buffalo (9-4 W) 3/21/23 at Washington (7-6 OTW) 1/22/17 at Ottawa (7-6 OTW) 1/13/03 at Edmonton (5-8 L) 3/9/01 at Florida (7-6 W)

SHOTS

MOST SHOTS

Overall	60	12/3/16 at Arizona (3-2 SOW)
Home	53	10/28/05 vs. Minnesota (2-1 SOW) 49 shots in regulation 3/22/16 vs. Philadelphia (3-2 SOW) 45 shots in regulation
Road	60	12/3/16 at Arizona (3-2 SOW) 50 in regulation

MOST SHOTS AGAINST

Overall	62	1/26/22 vs. Calgary (0-6 L)
Home	62	1/26/22 vs. Calgary (0-6 L)
Road	55	12/4/14 at Florida (4-3 SOW) 51 in regulation

PENALTIES

MOST PENALTY MINUTES

Overall	70	2/21/03 at San Jose (0-6 L), 16 pen.
Home	68	1/11/06 vs. Pittsburgh (6-1 W), 21 pen.
Road	70	2/21/03 at San Jose (0-6 L), 16 pen.

MOST PENALTY MINUTES AGAINST

Overall	86	11/9/02 vs. NY Rangers (6-3 W), 17 pen.
Home	86	11/9/02 vs. NY Rangers (6-3 W), 17 pen.
Road	48	4/14/02 at Chicago (0-2 L), 8 pen.

MOST PENALTY MINUTES, BOTH TEAMS

Overall	152	1/11/06 vs. Pittsburgh (6-1 W), CBJ-68, PIT-84 11/9/02 vs. NY Rangers (6-3 W), CBJ-66, NYR-86
Home	152	1/11/06 vs. Pittsburgh (6-1 W), CBJ-68, PIT-84 11/9/02 vs. NY Rangers (6-3 W), CBJ-66, NYR-86
Road	108	2/21/03 at San Jose (0-6 L), CBJ-70, SJS-38

LARGEST MARGIN OF VICTORY

Overall	10	11/4/16 vs. Montreal (10-0 W)
Home	10	11/4/16 vs. Montreal (10-0 W)
Road	6	1/13/22 at Carolina (6-0 W) 11/25/13 at Toronto (6-0 W) 3/7/09 at Detroit (8-2 W)

LARGEST MARGIN OF DEFEAT

Overall	8	11/11/09 vs Detroit (1-9 L) 3/30/02 at San Jose (2-10 L) 2/4/02 vs. Boston (0-8 L)
Home	8	11/11/09 vs Detroit (1-9 L) 2/4/02 vs. Boston (0-8 L)
Road	8	3/30/02 at San Jose (2-10 L)

MOST SHOTS, BOTH TEAMS

Overall	94	12/3/16 at Arizona (3-2 SOW), CBJ-60, ARI-34
Home	92	1/7/18 vs. Florida (3-2 SOW), CBJ-48, FLA-44
Road	94	12/3/16 at Arizona (3-2 SOW), CBJ-60, ARI-34

FEWEST SHOTS

Overall	10	4/1/03 at Philadelphia (0-4 L)
Home	12	3/22/08 vs. Detroit (1-4 L)
Road	10	4/1/03 at Philadelphia (0-4 L)

MOST PENALTIES

Overall	21	1/11/06 vs. Pittsburgh (6-1 W), 68 PIM
Home	21	1/11/06 vs. Pittsburgh (6-1 W), 68 PIM
Road	16	2/21/03 at San Jose (0-6 L), 70 PIM

MOST PENALTIES AGAINST

Overall	21	1/11/06 vs. Pittsburgh (6-1 W), 84 PIM
Home	21	1/11/06 vs. Pittsburgh (6-1 W), 68 PIM
Road	15	10/21/06 at Pittsburgh (3-5 L), 41 PIM 2/23/03 at Vancouver (2-7), 47 PIM

MOST PENALTIES, BOTH TEAMS

Overall	42	1/11/06 vs. Pittsburgh (6-1 W), CBJ-21, PIT-21
Home	42	1/11/06 vs. Pittsburgh (6-1 W), CBJ-21, PIT-21
Road	33	2/6/06 at Vancouver (4-7 L), CBJ-19, VAN-14

MOST CONSECUTIVE GOALS

Overall	10	11/4/16 vs. Montreal (10-0 W)
Home	10	11/4/16 vs. Montreal (10-0 W)
Road	7	3/27/18 at Edmonton (7-3 W)

MOST CONSECUTIVE GOALS AGAINST

Overall	8	11/5/11 at Philadelphia (2-9 L) 2/4/02 vs. Boston (0-8 L)
Home	8	2/4/02 vs. Boston (0-8 L)
Road	8	11/5/11 at Philadelphia (2-9 L)

FEWEST SHOTS AGAINST

Overall	13	2/21/09 vs. Anaheim (2-5 L)
Home	13	2/21/09 vs. Anaheim (2-5 L)
Road	14	1/19/08 at Dallas (1-3 L)

FEWEST SHOTS, BOTH TEAMS

Overall	32	12/12/07 vs. Colorado (4-1 W), CBJ-16, COL-16
Home	32	12/12/07 vs. Colorado (4-1 W), CBJ-16, COL-16
Road	35	2/15/13 at Los Angeles (1-2 L), CBJ-13, LA-22

FEWEST PENALTY MINUTES

Overall	0 (19x)	12/19/22 vs. Dallas (1-2 L) – most recent
Home	0 (8x)	12/19/22 vs. Dallas (1-2 L) – most recent
Road	0 (11x)	2/16/20 at New Jersey (3-4 SOL) – most recent

FEWEST PENALTY MINUTES AGAINST

Overall	0 (17x)	11/26/23 at Carolina (2-3 L) – most recent
Home	0 (8x)	10/16/21 vs. Seattle (2-1 OTW) – most recent
Road	0 (9x)	11/26/23 at Carolina (2-3 L) – most recent

FEWEST PENALTY MINUTES, BOTH TEAMS

Overall	0	3/13/21 vs. Dallas CBJ-0, DAL-0 4/6/19 at Ottawa (6-2 W) CBJ-0, OTT-0 11/19/18 at Toronto (2-4 L) CBJ-0, TOR-0
Home	0	3/13/21 vs. Dallas CBJ-0, DAL-0
Road	0	4/6/19 at Ottawa (6-2 W) CBJ-0, OTT-0 11/19/18 at Toronto (2-4 L) CBJ-0, TOR-0



SINGLE GAME continued SPECIAL TEAMS

MOST POWER PLAY GOALS

Overall	5	12/10/06 vs. Ottawa (6-2 W), 11 att.
Home	5	12/10/06 vs. Ottawa (6-2 W), 11 att.
Road	4	12/22/11 at Nashville (5-6 L), 6 att.

MOST POWER PLAY ATTEMPTS

Overall	13	1/24/04 vs. Chicago (4-3 W), 2 PPG 12/19/03 vs. Calgary (1-2 L), 0 PPG
Home	13	1/24/04 vs. Chicago (4-3 W), 2 PPG 12/19/03 vs. Calgary (1-2 L), 0 PPG
Road	11	10/21/06 at Pittsburgh (3-5 L), 2 PPG

MOST POWER PLAY GOALS AGAINST

Overall	5	1/6/07 at San Jose (2-5 L), 9 att. 2/6/06 at Vancouver (2-5 L), 11 att. 11/13/03 at Ottawa (3-6 L), 12 att.
Home	4	11/12/16 vs. St. Louis (8-4 W), 5 att. 10/23/01 vs. Los Angeles (1-7 L), 4 att.
Road	5	1/6/07 at San Jose (2-5 L), 9 att. 2/6/06 at Vancouver (4-7 L), 11 att. 11/13/03 at Ottawa (3-6 L), 12 att.

MOST POWER PLAY ATTEMPTS AGAINST

Overall	12	10/26/05 vs. Nashville (3-2 OTW), 2 PPG 11/13/03 at Ottawa (2-5 L), 5 PPG
Home	12	10/26/05 vs. Nashville (3-2 OTW), 2 PPG
Road	12	11/13/03 at Ottawa (2-5 L), 5 PPG

HIGHEST POWER PLAY EFFICIENCY (MULTIPLE ATTEMPTS)

Overall	2-of-2	12/1/23 vs. Ottawa (4-2 W) 11/20/22 vs. Florida (5-3 W) 3/25/22 at Winnipeg (3-4 OTL) 3/1/20 vs. Vancouver (5-3 W) 1/10/19 vs. Nashville (4-3 OTW) 12/18/16 at Vancouver (4-3 OTW) 10/21/16 vs. Chicago (3-2 W) 1/17/12 vs. Edmonton (4-2 W) 3/14/04 at Minnesota (2-3 L) 10/6/01 at Philadelphia (3-3 T)
Home	2-of-2	12/1/23 vs. Ottawa (4-2 W) 11/20/22 vs. Florida (5-3 W) 3/1/20 vs. Vancouver (5-3 W) 1/10/19 vs. Nashville (4-3 OTW) 10/21/16 vs. Chicago (3-2 W) 1/17/12 vs. Edmonton (4-2 W)
Road	2-of-2	3/25/22 at Winnipeg (3-4 OTL) 12/18/16 at Vancouver (4-3 OTW) 3/14/04 at Minnesota (2-3 L) 10/6/01 at Philadelphia (3-3 T)

LOWEST POWER PLAY EFFICIENCY

Overall	0-of-13	12/19/03 vs. Calgary (1-2 L)
Home	0-of-13	12/19/03 vs. Calgary (1-2 L)
Road	0-of-9	12/23/06 at NY Islanders (0-4 L) 10/5/05 at Washington (2-3 L)

HIGHEST PENALTY KILLING EFFICIENCY

Overall	9-of-9	3/12/11 at Carolina (3-2 W) 11/23/07 at Minnesota (4-0 W) 10/9/06 vs. Phoenix (5-1 W) 10/12/02 at New Jersey (2-3 L)
Home	9-of-9	10/9/06 vs. Phoenix (5-1 W)
Road	9-of-9	3/12/11 at Carolina (3-2 W) 11/23/07 at Minnesota (4-0 W) 10/12/02 at New Jersey (2-3 L)

LOWEST PENALTY KILLING EFFICIENCY

Overall	0-of-4	10/23/01 vs. Los Angeles (1-7 L)
Home	0-of-4	10/23/01 vs. Los Angeles (1-7 L)
Road	0-of-3	12/31/13 at Colorado (3-5 L) 12/9/10 at St. Louis (1-4 L) 3/30/02 at San Jose (2-10 L)

MOST SHORTHANDED GOALS SCORED

Overall	2	12/21/19 vs. New Jersey (5-0 W) 3/19/17 at New Jersey (4-1 W) 3/22/11 at Colorado (4-5 SOL) 2/24/07 at NY Rangers (3-2 W)
Home	2	12/21/19 vs. New Jersey (5-0 W)
Road	2	3/19/17 at New Jersey (4-1 W) 3/22/11 at Colorado (4-5 SOL) 2/24/07 at NY Rangers (3-2 W)

MOST SHORTHANDED GOALS AGAINST

Overall	2	13x, most recent - 3/26/24 at Arizona (2-6 L)
Home	2	7x, most recent - 3/13/16 vs. Tampa Bay (0-4 L)
Road	2	6x, most recent - 3/26/24 at Arizona (2-6 L)

COMEBACK WINS/LOSSES

LARGEST DEFICIT OVERCOME IN A WIN

3	5x, most recent - 4/3/18 vs. Detroit (5-4 OTW)
---	---

LARGEST DEFICIT OVERCOME IN A TIE

3	2x, most recent - 3/1/03 vs. Edmonton (3-3)
---	--

LARGEST DEFICIT OVERCOME IN AN OT/SO LOSS

3	5x, most recent - 3/31/18 at Vancouver (5-4 OTL)
---	---

LARGEST LEAD LOST IN A LOSS

4	3/7/23 at Pittsburgh (4-5 OTL) 1/1/22 vs. Carolina (4-7) 1/7/17 vs. NY Rangers (4-5)
---	--

LARGEST LEAD LOST IN AN OT/SO LOSS

4	3/7/23 at Pittsburgh (4-5 OTL)
---	--------------------------------



SINGLE PERIOD GOALS

MOST GOALS SCORED

Overall	5	12/31/18 vs. Ottawa in 3rd per. (6-3 W) 11/4/16 vs. Montreal in 1st per. (10-0 W) 3/15/03 vs. Minnesota in 1st per. (5-0 W)
Home	5	12/31/18 vs. Ottawa in 3rd per. (6-3 W) 11/4/16 vs. Montreal in 1st per. (10-0 W) 3/15/03 vs. Minnesota in 1st per. (5-0 W)
Road	4	20x, most recent - 1/27/24 at VAN in 2nd per. (4-5 OTL)

MOST GOALS AGAINST

Overall	6	12/7/22 vs. Buffalo in 1st per. (4-9 L) 12/17/05 at Nashville in 2nd per. (3-7 L)
Home	6	12/7/22 vs. Buffalo in 1st per. (4-9 L)
Road	6	12/17/05 at Nashville in 2nd per. (3-7 L)

MOST GOALS, BOTH TEAMS

Overall	7	2/25/23 vs. Edmonton in 2nd per. (6-5 W); EDM, 4-3 12/31/18 vs. Ottawa in 3rd per. (6-3 W); CBJ, 5-2 12/4/18 vs. Calgary in 2nd per. (6-9 L); CGY, 5-2 3/29/13 at Calgary in 2nd per. (6-4 W); CBJ, 4-3 12/17/05 at Nashville in 2nd per. (3-7 L); NSH, 6-1 1/13/03 at Edmonton in 2nd per. (5-8 L); EDM, 4-3 12/14/02 at Detroit in 1st per. (4-6 L); DET, 4-3
Home	7	2/25/23 vs. Edmonton in 2nd per. (6-5 W); EDM, 4-3 12/31/18 vs. Ottawa in 3rd per. (6-3 W); CBJ, 5-2 12/4/18 vs. Calgary in 2nd per. (6-9 L); CGY, 5-2
Road	7	3/29/13 at Calgary in 2nd per. (6-4 W); CBJ, 4-3 12/17/05 at Nashville in 2nd per. (3-7 L); NSH, 6-1 1/13/03 at Edmonton in 2nd per. (5-8 L); EDM, 4-3 12/14/02 at Detroit in 1st per. (4-6 L); DET, 4-3

FASTEST GOAL START OF GAME

Overall	:10	2x, most recent - Cam Atkinson 3/28/13 at Edmonton (4-6 L)
Home	:10	Rick Nash - 1/11/06 vs. Pittsburgh (6-1 W)
Road	:10	Cam Atkinson - 3/28/13 at Edmonton (4-6 L)

FASTEST GOAL AGAINST START OF GAME

Overall	:08	2x, most recent - Antti Laaksonen 2/10/06 vs. Colorado (1-4 L)
Home	:08	2x, most recent - Antti Laaksonen 2/10/06 vs. Colorado (1-4 L)
Road	:21	Chris Stewart 12/19/09 at Colorado (2-5 L)

FASTEST GOAL START OF PERIOD

Overall	:09	Patrik Laine - 2/17/22 at Chicago, 2nd per. (7-4 W)
Home	:10	Rick Nash - 1/11/06 vs. Pittsburgh, 1st per. (6-1 W)
Road	:09	Patrik Laine - 2/17/22 at Chicago, 2nd per. (7-4 W)

FASTEST GOAL AGAINST START OF PERIOD

Overall	:07	Jesper Bratt - 2/14/23 vs. New Jersey, 2nd per. (2-3 L)
Home	:07	Jesper Bratt - 2/14/23 vs. New Jersey, 2nd per. (2-3 L)
Road	:11	J.P. Dumont - 1/18/06 at Nashville, 2nd per. (2-4 L) Peter Schaefer - 1/6/01 at Vancouver, 3rd per. (3-4 L)

FASTEST GOAL START OF OVERTIME

Overall	:10	Seth Jones - 12/6/18 at Philadelphia (4-3 OTW)
Home	:16	Kirill Marchenko - 4/2/23 vs. Ottawa (4-3 OTW)
Road	:10	Seth Jones - 12/6/18 at Philadelphia (4-3 OTW)

FASTEST GOAL AGAINST START OF OVERTIME

Overall	:08	David Perron - 11/1/19 at St. Louis (3-4 OTL)
Home	:22	David Backes - 12/14/13 vs. St. Louis (3-4 OTL)
Road	:08	David Perron 11/1/19 at St. Louis (3-4 OTL)

FASTEST 2 GOALS - CBJ PLAYER

:18	Kirill Marchenko (7:37 & 7:55 of 2nd per.), 12/19/23 at Buffalo (9-4 W)
-----	---

FASTEST 3 GOALS - CBJ PLAYER

3:18	Jeff Carter (12:56, 14:35 & 16:14 of 1st per.), 12/22/11 at Nashville (5-6 L)
------	---

FASTEST 2 GOALS - CBJ TEAM

:08	Vinny Prospal & Mark Letestu (5:37 & 5:45 of 2nd per.), 2/11/13 vs. San Jose (6-2 W) Nikita Filatov & Jakub Voracek (14:18 & 14:26 of 1st per.), 10/17/08 vs. Nashville (5-3 W)
-----	--

FASTEST 3 GOALS - CBJ TEAM

0:46	Patrik Laine, Oliver Bjorkstrand & Justin Danforth (15:34, 15:59 and 16:20 of 2nd per.), 3/4/22 vs. Los Angeles (3-4 OTL)
------	---

FASTEST 2 GOALS - OPPOSING PLAYER

:19	Ryan Smyth (2:33 & 2:52 of 1st per.), 11/27/02 at Edmonton (1-3 L)
-----	--

FASTEST 3 GOALS - OPPOSING PLAYER

10:17	Joe Sakic (6:04, 11:24 & 16:21 of 1st per.), 3/13/03 vs. Colorado (1-5 L)
-------	---

FASTEST 2 GOALS - OPPOSING TEAM

:05	Tomas Holmstrom & Pavel Datsyuk (10:44 & 10:49 of 2nd per.), 11/24/07 vs. Detroit (3-2 SOW)
-----	---

FASTEST 3 GOALS - OPPOSING TEAM

1:03	Chris Kreider, Artemi Panarin & Jacob Trouba (7:39, 8:15 & 8:41 of 2nd per.), 11/13/21 vs. NY Rangers (3-5 L)
------	---

FASTEST 2 GOALS - BOTH TEAMS

:02	Nick Foligno-CBJ & Mikael Granlund-MIN (19:44 & 19:46 of 3rd per.), 1/5/16 vs. Minnesota (2-4 L)
-----	--

FASTEST 3 GOALS - BOTH TEAMS

:22	Bryan Berard-CBJ, Paul Kariya-NSH & Darcy Hordichuk-NSH (13:13, 13:27 & 13:35 of 3rd per.), 1/21/06 at Nashville
-----	--

FASTEST 4 GOALS - BOTH TEAMS

1:46	Eric Robinson-CBJ, Chris Kreider-NYR, Artemi Panarin-NYR & Jacob Trouba-NYR (6:56, 7:39, 8:15 & 8:42 of 2nd per.), 11/13/21 vs. NY Rangers (3-5 L)
------	--



SINGLE PERIOD continued PENALTY MINUTES

MOST PENALTY MINUTES

Overall	52	3/26/09 vs. Calgary in 2nd per. (5-0 W); 11 pen.
Home	52	3/26/09 vs. Calgary in 2nd per. (5-0 W); 11 pen.
Road	45	2/21/03 at San Jose in 3rd per. (0-6 L); 9 pen.

MOST PENALTY MINUTES AGAINST

Overall	74	11/9/02 vs. NY Rangers in 3rd per. (6-3 W); 14 pen.
Home	74	11/9/02 vs. NY Rangers in 3rd per. (6-3 W); 14 pen.
Road	44	4/14/02 at Chicago in 2nd per. (0-2 L); 6 pen.

SHOTS

MOST SHOTS

Overall	26	2/13/18 at NY Islanders in 1st per. (4-1 W) 2/3/18 at NY Islanders in 1st per. (3-4 L)
Home	25	4/27/13 vs. Nashville in 3rd per. (3-1 W)
Road	26	2/13/18 at NY Islanders in 1st per. (4-1 W) 2/3/18 at NY Islanders in 1st per. (3-4 L)

MOST SHOTS AGAINST

Overall	27	3/26/16 at Nashville in 1st per. (1-5 L)
Home	24	12/8/23 vs. St. Louis in 3rd per. (5-2 W)
Road	27	3/26/16 at Nashville in 1st per. (1-5 L)

MOST SHOTS, BOTH TEAMS

Overall	38	2/3/18 at NY Islanders in 1st per. (3-4 L); CBJ-26, NYI-12
Home	36	4/7/12 vs. NY Islanders in 2nd per. (7-3 W); CBJ-15, NYI-21
Road	38	2/3/18 at NY Islanders in 1st per. (3-4 L); CBJ-26, NYI-12

MOST PENALTY MINUTES, BOTH TEAMS

Overall	122	11/9/02 vs. NY Rangers in 3rd per. (6-3 W); CBJ-48, NYR-74
Home	122	11/9/02 vs. NY Rangers in 3rd per. (6-3 W); CBJ-48, NYR-74
Road	88	4/14/02 at Chicago in 2nd per. (0-2 L); CBJ-44, CHI-44

MOST PENALTIES

Overall	13	2/6/06 at Vancouver in 3rd per. (7-4 L); 40 PIM
Home	11	3/26/09 vs. Calgary in 2nd per. (5-0 W); 52 PIM
Road	13	2/6/06 at Vancouver in 3rd per. (7-4 L); 40 PIM

MOST PENALTIES AGAINST

Overall	14	11/9/02 vs. NY Rangers in 3rd per. (6-3 W); 74 PIM
Home	14	11/9/02 vs. NY Rangers in 3rd per. (6-3 W); 74 PIM
Road	10	2/6/06 at Vancouver in 3rd per. (4-7 L); 26 PIM

MOST PENALTIES, BOTH TEAMS

Overall	24	3/26/09 vs. Calgary in 2nd per. (5-0 W); CBJ-11, CGY-13
Home	24	3/26/09 vs. Calgary in 2nd per. (5-0 W); CBJ-11, CGY-13
Road	23	2/6/06 at Vancouver in 3rd per. (4-7 L); CBJ-13, VAN-10

FEWEST SHOTS

Overall	0	11/5/15 at Los Angeles in 2nd per. (3-2 W)
Home	1	3/31/13 vs. Anaheim in 3rd per. (2-1 W) 10/12/11 vs. Colorado in 3rd per. (2-3 L) 12/12/07 vs. Colorado in 2nd per. (4-1 W) 11/25/01 vs. Calgary in 3rd per. (4-3 W)
Road	0	11/5/15 at Los Angeles in 2nd per. (3-2 W)

FEWEST SHOTS AGAINST

Overall	0	3/18/14 vs. Carolina in 3rd per. (1-3 L) 10/21/07 vs. Vancouver in 2nd per. (1-4 L) 12/27/03 vs. Dallas in 3rd per. (3-4 L)
Home	0	3/18/14 vs. Carolina in 3rd per. (1-3 L) 10/21/07 vs. Vancouver in 2nd per. (1-4 L) 12/27/03 vs. Dallas in 3rd per. (3-4 L)
Road	1	2/22/15 at NY Rangers in 3rd per. (3-4 SOL) 2/2/08 at Minnesota in 3rd per. (1-4 L)

FEWEST SHOTS, BOTH TEAMS

Overall	4	12/27/03 vs. Dallas in 3rd per. (3-4 L); CBJ, 4-0
Home	4	12/27/03 vs. Dallas in 3rd per. (3-4 L); CBJ, 4-0
Road	5	12/6/08 at Los Angeles in 1st per. (0-3 L); LA, 3-2

MOST SHOTS IN OVERTIME

10	12/3/16 at Arizona (3-2 SOW)
----	------------------------------

MOST SHOTS AGAINST IN OVERTIME

11	1/11/04 at Anaheim (2-2 T)
----	----------------------------

MOST SHOTS IN OVERTIME, BOTH TEAMS

17	12/3/16 at Arizona (3-2 SOW); CBJ-10, ARI-7
----	---



SINGLE GAME

MOST GOALS

4 Geoff Sanderson – 3/29/03
at Calgary (6-4 W)

MOST GOALS - DEFENSEMAN

3 Zach Werenski – 12/31/19
vs. Florida (4-1 W)
Bryan Berard – 1/8/06
at Phoenix (5-2 W)
Deron Quint – 3/9/01
at Florida (7-6 W)

MOST GOALS – ROOKIE

3 Kirill Marchenko – 1/7/23
vs. Carolina (4-3 SOW)
Cole Sillinger – 3/13/22
vs. Vegas (6-4 W)
Pierre-Luc Dubois – 3/29/18
at Calgary (5-1 W)
Cam Atkinson – 4/5/12
at Colorado (5-2 W)
Matt Calvert – 2/25/11
vs. Phoenix (5-3 W)
Nikita Filatov – 1/10/09
vs. Minnesota (4-2 W)

MOST POWER PLAY GOALS

3 Bryan Berard – 1/8/06
at Phoenix (5-2 W)

MOST ASSISTS

5 Artemi Panarin – 12/8/17
at New Jersey (5-3 W)
Espen Knutsen – 3/24/01
vs. Calgary (6-4 W)

MOST ASSISTS - DEFENSEMAN

4 Zach Werenski – 11/22/23
vs. Chicago (7-3 W)

MOST ASSISTS – ROOKIE

3 William Karlsson – 2/25/16
vs. New Jersey (6-1 W)
Jakub Voracek – 1/10/09
vs. Minnesota (4-2 W)
Derrick Walser – 1/11/03
at Calgary (7-2 W)

MOST POINTS

5 Johnny Gaudreau – 3/14/23
at San Jose (6-5 OTW); 2g, 3a
Artemi Panarin – 12/8/17
at New Jersey (5-4 W); 0g, 5a
David Vyborny – 2/28/04
vs. Colorado (5-4 W); 1g, 4a
Geoff Sanderson – 3/29/03
at Calgary (6-4 W); 4g, 1a
Andrew Cassels – 3/29/03
at Calgary (6-4 W); 1g, 4a
Espen Knutsen – 3/24/01
vs. Calgary (6-4 W); 5a

MOST POINTS - DEFENSEMAN

4 Zach Werenski – 4/16/24
vs. Carolina (6-3 W); 2g, 2a
Zach Werenski – 11/22/23
vs. Chicago (7-3 W); 0g, 4a
Zach Werenski – 3/12/19
vs. Boston (7-4 W); 1g, 3a
Seth Jones – 3/31/18
at Vancouver (5-4 OTL); 1g, 3a
Deron Quint – 3/9/01
at Florida (7-6 W); 3g, 1a

MOST POINTS – ROOKIE

4 Matt Calvert – 2/25/11
vs. Phoenix (5-3 W); 3g, 1a
Nikolai Zherdev – 3/21/04
at Vancouver (5-4 W); 2g, 2a

MOST SHOTS

10 Adam Fantilli – 11/16/23
vs. Arizona (2-3 L); 0g
Patrik Laine – 1/17/23
at Nashville (1-2 L); 0g
Zach Werenski – 11/6/21
vs. Colorado (4-2 W); 0g
Oliver Bjorkstrand – 12/5/19
vs. NY Rangers (2-3 L); 0g
Zach Werenski – 12/5/17
vs. New Jersey (1-4 L); 0g
Brandon Dubinsky – 2/19/16
vs. Buffalo (4-0 L); 0g
Rick Nash – 1/17/08
at Phoenix (4-3 W); 2g
Rick Nash – 10/31/07
at Los Angeles (4-1 W); 1g
Jason Chimera – 4/7/07
at Anaheim (4-3 L); 1g
Sergei Fedorov – 11/25/06
vs. Minnesota (5-3 W); 2g
Fredrik Modin – 11/24/06
at Philadelphia (3-2 L); 0g
Rick Nash – 4/7/06
at Detroit (6-5 SOL); 3g
Ray Whitney – 11/12/02
at Colorado (5-4 L); 0g
Ray Whitney – 1/14/02
at NY Rangers (2-2 T); 1g

MOST SHOTS - DEFENSEMAN

10 Zach Werenski – 11/6/21
vs. Colorado (4-2 W); 0g
Zach Werenski – 12/5/17
vs. New Jersey (1-4 L); 0g

MOST SHOTS – ROOKIE

10 Adam Fantilli – 11/16/23
vs. Arizona (2-3 L); 0g

MOST PENALTY MINUTES

31 Duvie Westcott – 4/13/06
vs. St. Louis (4-1 W)

MOST PENALTY MINUTES - DEFENSEMAN

31 Duvie Westcott – 4/13/06
vs. St. Louis (4-1 W)

MOST PENALTY MINUTES – ROOKIE

25 Jody Shelley – 1/10/02
at Chicago (2-1 L)

HIGHEST PLUS/MINUS

+6 Alexander Wennberg – 3/27/18
at Edmonton (7-3 W)

HIGHEST PLUS/MINUS - DEFENSEMAN

+5 Zach Werenski – 4/16/24
vs. Carolina (6-3 W)
Zach Werenski – 11/22/23
vs. Chicago (7-3 W)
David Savard – 11/15/18
vs. Florida (7-3 W)
Jack Johnson & David Savard – 2/25/17
vs. NY Islanders (7-0 W)
Fedor Tyutin – 10/11/14
vs. NY Rangers (5-2 W)

HIGHEST PLUS/MINUS – ROOKIE

+4 Dean Kukan – 4/6/16 at Toronto (5-1 W)
Dean Kukan – 4/2/16 at Carolina (5-1 W)
Dalton Prout – 3/29/13 at Calgary (6-4 W)

LOWEST PLUS/MINUS

-6 Andrew Peeke – 4/1/23 vs. Florida (0-7 L)

MOST ICE TIME – FORWARD (regulation game)

27:19 Ray Whitney – 10/14/02
vs. Phoenix (3-2 L)

MOST ICE TIME – DEFENSEMAN (regulation game)

34:59 Jack Johnson – 2/2/13
vs. Detroit (4-2 W)

MOST ICE TIME – FORWARD (overtime game)

27:43 David Vyborny – 12/8/05
vs. NY Islanders (4-3 SOW)

MOST ICE TIME – DEFENSEMAN (overtime game)

33:18 Deron Quint – 11/21/01
vs. Detroit (1-0 OTL)

MOST FACE-OFFS WON

24 Jeff Carter – 10/7/11
vs. Nashville (2-3 L)

MOST SAVES BY A GOALTENDER

56 Elvis Merzlikins –
1/26/22 vs. Calgary (0-6 L); 62 shots



SINGLE PERIOD

MOST GOALS

- 3 Emil Bemstrom – 5/3/21 vs. Nashville, 3rd per. (3-4 OTL)
 Jeff Carter – 12/22/11 at Nashville, 1st per. (5-6 L)
 Geoff Sanderson – 3/29/03 at Calgary, 2nd per. (6-4 W)
 Deron Quint – 3/9/01 at Florida, 2nd per. (7-6 W)

MOST ASSISTS

- 3 15x, most recent – Johnny Gaudreau
 3/14/23 at San Jose, 2nd per. (6-5 OTW)

MOST POINTS

- 3 50x, most recent – Johnny Gaudreau,
 12/19/23 at BUF, 1st per. (9-4 W)

MOST SHOTS

- 7 Dmitri Voronkov – 1/15/24 vs. Vancouver, 2nd per. (4-3 SOW); 2g
 Cam Atkinson – 11/8/14 vs. Tampa Bay, 3rd per. (4-7 L); 0g
 Ray Whitney – 11/12/02 at Colorado, 3rd per. (5-4 L); 0g

MOST PENALTY MINUTES

- 31 Duvie Westcott – 4/13/06 vs. St. Louis, 2nd per. (4-1 W)

MOST SAVES BY A GOALTENDER

- 25 Sergei Bobrovsky – 11/1/19 at San Jose
 3rd per. (4-1 W); 25 shots
 Joonas Korpi – 3/26/16 at Nashville
 1st per. (1-5 L); 27 shots

PLAYER MAKING CBJ DEBUT

MOST POINTS

- 3 Artemi Panarin, 10/6/17 vs. NY Islanders, (0-3-3)

MOST GOALS

- 1 25x, Luca Del Bel Belluz*, 4/16/24 vs. Carolina (1-0-1), most recent

MOST POWER PLAY GOALS

- 1 Brandon Saad, 10/9/15 vs. NY Rangers (1-0-1)
 Nathan Horton, 1/2/14 at Phoenix (1-0-1)
 Nick Foligno, 1/19/13 at Nashville (1-0-1)
 Mark Letestu, 11/10/11 vs. Chicago (1-0-1)

SCORED GAME-WINNING GOAL

- 3x Nathan Horton, 1/2/14 at Phoenix (1-0-1)
 Marian Gaborik, 4/4/13 at Nashville (1-1-2)
 Craig MacDonald, 12/31/08 at Anaheim (1-0-1)

MOST ASSISTS

- 3 Artemi Panarin, 10/6/17 vs. NY Islanders, (0-3-3)

MOST SHOTS ON GOAL

- 6 Jeff Carter, 10/7/11 vs. Nashville
 Scottie Upshall, 3/1/11 at Vancouver

MOST PENALTY MINUTES

- 17 Tom Sestito*, 4/6/08 vs. St. Louis

MOST ICE TIME - FORWARD (regulation game)

- 22:25 Sergei Fedorov, 11/16/05 vs. St. Louis

MOST ICE TIME - DEFENSEMAN (regulation game)

- 27:21 James Wisniewski, 10/25/11 vs. Detroit

MOST ICE TIME - FORWARD (overtime game)

- 24:01 R.J. Umberger, 10/10/08 at Dallas

MOST ICE TIME - DEFENSEMAN (overtime game)

- 27:21 Mike Commodore, 10/10/08 at Dallas

HIGHEST PLUS/MINUS RATING

- +3 Jake Bean, 10/14/21 vs. Arizona

MOST SHOTS AGAINST – GOALTENDER

- 49 Jet Greaves*, 4/4/23 at Toronto (2-4 L)

MOST SAVES – GOALTENDER

- 46 Jet Greaves*, 4/4/23 at Toronto (2-4 L)

EARNED WIN – GOALTENDER

- 6x Jon Gillies, 4/2/23 vs. Ottawa (24 Saves, 4-3 OTW)
 J-F Berube, 2/20/22 vs. Buffalo (33 Saves, 7-3 W)
 Matiss Kivlenieks, 1/19/20 at NY Rangers (31 Saves, 2-1 W)
 Curtis McElhinney, 10/20/13 vs. Vancouver (37 Saves, 3-1 W)
 Sergei Bobrovsky, 1/19/13 at Nashville (32 Saves, W)
 Steve Mason*, 11/5/08 vs. Edmonton (22 Saves, 5-4 W)
 Brian Boucher, 3/3/07 at Phoenix (32 Saves, W)

CBJ PLAYER MAKING NHL DEBUT

MOST POINTS

- 2 Tomas Kubalik, 3/31/11 at Washington (0-2-2)
 Grant Clitsome, 3/2/10 vs. Vancouver (0-2-2)
 Jakub Voracek, 10/10/08 at Dallas (1-1-2)

MOST GOALS

- 1 Luca Del Bel Belluz, 4/16/24 vs. Carolina (1-0-1)
 Marcus Bjork, 11/12/22 at NY Islanders (1-0-1)
 Trey Fix-Wolansky, 2/8/22 at Washington (1-0-1)
 Pierre-Luc Dubois, 10/6/17 vs. NY Islanders (1-0-1)
 Nikita Filatov, 10/17/08 vs. Nashville (1-0-1)
 Jakub Voracek, 10/10/08 at Dallas (1-1-2)
 Rick Nash, 10/10/02 vs. Chicago (1-0-1)
 David Vyborny, 10/7/00 vs. Chicago (1-0-1)

MOST ASSISTS

- 2 Tomas Kubalik, 3/31/11 at Washington (0-2-2)
 Grant Clitsome, 3/2/10 vs. Vancouver (0-2-2)

MOST SHOTS ON GOAL

- 5 Zach Werenski, 10/13/16 vs. Boston
 Kris Russell, 10/5/07 vs. Anaheim

MOST PENALTY MINUTES

- 17 Tom Sestito, 4/6/08 vs. St. Louis

MOST ICE TIME - FORWARD

- 18:52 David Vyborny, 10/7/00 vs. Chicago

MOST ICE TIME - DEFENSEMAN

- 20:57 Zach Werenski, 10/13/16 vs. Boston

HIGHEST PLUS/MINUS RATING

- +2 Jakub Voracek, 10/10/08 at Dallas
 Jeremy Reich, 1/21/04 vs. St. Louis

MOST SHOTS – GOALTENDER

- 49 Jet Greaves, 4/4/23 at Toronto (2-4 L)

MOST SAVES – GOALTENDER

- 46 Jet Greaves, 4/4/23 at Toronto (2-4 L)

EARNED WIN – GOALTENDER

- 2x Matiss Kivlenieks, 1/19/20 at NY Rangers (31 Saves, 2-1 W)
 Steve Mason, 11/5/08 vs. Edmonton (22 Saves, 5-4 W)

* NHL Debut



PLAYER RECORDS

TEENAGERS TO MAKE NHL DEBUT WITH CBJ

	PLAYER	DOB	FIRST NHL GAME	AGE DURING CBJ/							
				NHL DEBUT	G	A	PTS	+/-	PIM	SH	TOI
1.	Dan Fritsche	7/13/85	10/9/03 at Atlanta	18 yrs., 88 days	0	0	0	1	2	1	5:53
2.	Rick Nash	6/16/84	10/10/02 vs. Chicago	18 yrs., 116 days	1	0	1	1	0	2	11:20
3.	Nikita Filatov	5/25/90	10/17/08 vs. Nashville	18 yrs., 145 days	1	0	1	0	0	1	9:10
4.	Cole Sillinger	5/16/03	10/14/21 vs. Arizona	18 yrs., 151 days	0	1	1	1	2	3	13:37
5.	Rostislav Klesla	3/21/82	10/7/00 vs. Chicago	18 yrs., 200 days	0	0	0	-1	2	3	15:59
6.	Gilbert Brule	1/1/87	10/5/05 at Washington	18 yrs., 277 days	0	1	1	1	0	1	12:42
7.	David Jiricek	11/28/03	10/28/22 vs. Boston	18 yrs., 344 days	0	0	0	-1	0	1	15:35
8.	Adam Fantilli	10/12/04	10/12/04 vs. Philadelphia	19 yrs., 0 days	0	1	1	1	0	2	13:40
9.	Nikolai Zherdev	11/5/84	12/2/03 vs. Anaheim	19 yrs., 27 days	0	0	0	0	0	1	10:59
10.	Jakub Voracek	8/15/89	10/10/08 at Dallas	19 yrs., 56 days	1	1	2	2	0	1	9:09
11.	Ryan Johansen	7/31/92	10/7/11 vs. Nashville	19 yrs., 68 days	0	0	0	0	0	0	8:46
12.	Zach Werenski	7/19/97	10/13/16 vs. Boston	19 yrs., 87 days	0	1	1	-1	0	5	20:57
13.	Pierre-Luc Dubois	6/24/98	10/6/17 vs. NY Islanders	19 yrs., 104 days	1	0	1	+1	0	3	14:07
14.	Kent Johnson	10/18/02	4/13/22 vs. Montreal	19 yrs., 177 days	0	0	0	0	2	0	11:05
15.	Gavin Brindley	10/5/04	4/16/24 vs. Carolina	19 yrs., 194 days	0	0	0	0	0	0	12:20
16.	Alexandre Texier	9/13/99	4/4/19 at NY Rangers	19 yrs., 204 days	0	0	0	0	0	3	11:49
17.	Maksim Mayorov	3/26/89	1/3/09 at St. Louis	19 yrs., 283 days	0	0	0	0	0	0	3:38
18.	Marko Dano	11/30/94	10/9/14 at Buffalo	19 yrs., 313 days	0	0	0	0	0	4	14:33
19.	Sonny Milano	5/12/96	3/31/16 at NY Islanders	19 yrs., 324 days	0	0	0	0	0	1	13:26

STREAKS

CONSECUTIVE GAMES PLAYED

RANK	GAMES	PLAYER	DATE
1.	288	R.J. Umberger	10/10/08-1/10/12
2.	243	Jason Chimera	10/9/05-4/5/08
3.	241	Antoine Vermette	3/7/09-2/21/12
4.	239	Pierre-Luc Dubois	10/6/17-1/21/21
5.	202	Ryan Johansen	2/24/13-10/22/15
6.	194	David Vyborny	10/17/02-12/20/05
7.	175	Boone Jenner	3/21/15-4/9/17
8.	173	Samuel Pahlsson	11/21/09-12/10/11
9.	168	Cam Atkinson	10/22/15-10/28/17
10.	161	Jan Hejda	10/25/07-10/13/09

CONSECUTIVE GAMES WITH A GOAL

RANK	GAMES	GOALS	PLAYER	DATE
1.	7	9	Cam Atkinson	11/24-12/6/18
		8	Geoff Sanderson	11/5-11/17/02
2.	6	7	Oliver Bjorkstrand	3/24-4/2/19
		7	Rick Nash	12/30/05-1/11/06
4.	5	6	Ryan Johansen	12/31/14-1/9/15
	5	5	Rick Nash	11/12-11/22/08
	5	5	Nikolai Zherdev	12/1-12/10/07
	5	5	Rick Nash	11/14-11/23/07
	5	6	Rick Nash	10/17-10/25/07
	5	6	Rick Nash	11/26-12/6/03
	5	5	Ray Whitney	11/10-11/19/01

CONSECUTIVE GAMES PENALIZED

8 Scott Lachance
10/10-10/27/02 (16 PIM)

MOST POINTS IN TWO CONSECUTIVE GAMES

7 Johnny Gaudreau
3/11/23 vs. St. Louis (2a)
3/14/23 at San Jose (2g, 3a)
Artemi Panarin
3/31/18 at Vancouver (4a),
4/3/18 vs. Detroit (1g, 2a)
Seth Jones
3/31/18 at Vancouver (1g, 3a),
4/3/18 vs. Detroit (3a)
David Vyborny
2/27/04 at Chicago (1g, 1a),
2/28/04 vs. Colorado (1g, 4a)

MOST POINTS OVER THREE CONSECUTIVE GAMES

9 Artemi Panarin
3/31-4/5/18 (1-8-9)
Artemi Panarin
3/29-4/3/18 (1-8-9)
David Vyborny
2/25-2/28/04 (3-6-9)

CONSECUTIVE GAMES WITH A POINT

RANK	GAMES	POINTS	PLAYER	DATE
1.	13	8-8-16	Ryan Johansen	12/18/14-1/17/15
2.	12	13-7-20	Cam Atkinson	11/10-12/6/18
3.	11	13-8-21	Patrik Laine	1/27-2/24/22
4.	10	5-8-13	Ryan Johansen	10/9-10/31/14
	10	3-10-13	R.J. Umberger	11/10-12/1/10
6.	9	8-5-13	Cam Atkinson	3/19-4/5/18
	9	7-7-14	Cam Atkinson	12/5-12/23/16
	9	4-8-12	Ryan Johansen	3/15-4/2/15
	9	4-7-11	Ryan Johansen	11/29-12/16/13
	9	5-7-12	Rick Nash	1/8-2/1/11
	9	9-7-16	Rick Nash	12/30/05-1/16/06
	9	4-10-14	Andrew Cassels	11/1-11/17/02

CONSECUTIVE GAMES WITH AN ASSIST

RANK	GAMES	ASSISTS	PLAYER	DATE
1.	8	8	R.J. Umberger	11/10-11/26/10
2.	6	8	Johnny Gaudreau	1/27-2/17/24
	6	7	Ryan Johansen	3/19-3/31/15
	6	6	Nick Foligno	10/9-10/23/14
	6	6	Sergei Fedorov	10/31-11/10/07
	6	6	Bryan Berard	10/26-11/4/05
	6	7	Ray Whitney	1/4-1/13/03
8.	5		Numerous Players	

MOST CONSECUTIVE GAMES WITH EVEN OR PLUS RATING

27 Jody Shelley – 10/14-12/19/02 (+4)

MOST CONSECUTIVE GAMES WITH A SHOT ON GOAL

56 Rick Nash – 10/24/09-3/2/10 (191 shots)

CONSECUTIVE GAMES PLAYED - GOALTENDER

21 Marc Denis – 11/27/02-1/10/03

CONSECUTIVE GAMES STARTED - GOALTENDER

21 Marc Denis – 11/27/02-1/10/03

CONSECUTIVE WINS - GOALTENDER

16 Sergei Bobrovsky – 11/29/16-1/3/17

CONSECUTIVE POINT STREAK - GOALTENDER

17 Sergei Bobrovsky – 11/25/16-1/3/17 (16-0-1)

LONGEST SHUTOUT STREAK

199:28 Steve Mason – 12/23/08-1/2/09

MOST CONSECUTIVE GAMES WITH SV% ABOVE .900

10 Sergei Bobrovsky – 3/3-3/22/13
Steve Mason – 12/11/08-1/2/09

MOST CONSECUTIVE GAMES WITH 30 OR MORE SAVES

5 Elvis Merzlikins – 10/21-11/13/21 (168 saves)
Sergei Bobrovsky – 3/16-3/28/17 (189 saves)
Sergei Bobrovsky – 12/11-12/20/14 (172 saves)
Marc Denis – 1/5-1/20/06 (174 saves)
Marc Denis – 11/9-11/17/02 (190 saves)

MOST CONSECUTIVE STARTS ALLOWING THREE GOALS OR LESS

20 Sergei Bobrovsky – 11/15/16-1/3/17



TOP 50 SCORING LEADERS

RANK	POS	PLAYER	GP	TOI/GP	G	A	P	+/-	PIM	PPG	SHG	GWG	OT	S	%
1.	LW	Rick Nash	674	18:54	289	258	547	-71	568	83	14	44	6	2,278	12.7
2.	RW	Cam Atkinson	627	17:41	213	189	402	17	146	42	16	42	6	1,883	11.3
3.	C	Boone Jenner *	715	17:33	192	172	364	-67	410	41	6	27	1	1,790	10.7
4.	LW	Nick Foligno	599	17:47	142	192	334	16	466	33	0	21	3	1,178	12.1
5.	RW	David Vyborny	543	17:50	113	204	317	-48	228	36	7	17	4	920	12.3
6.	D	Zach Werenski *	486	23:24	90	212	302	-8	115	20	1	12	5	1,288	7.0
7.	C	R.J. Umberger	445	18:22	120	130	250	-33	200	40	5	15	3	1,107	10.8
8.	RW	Oliver Bjorkstrand	382	15:39	111	123	234	-20	74	20	0	12	0	924	12.0
9.	C	Brandon Dubinsky	430	17:06	72	153	225	0	448	11	5	11	1	764	9.4
10.	D	Seth Jones	381	24:47	50	173	223	0	140	13	0	12	8	935	5.4
11.	RW	Jakub Voracek	331	15:41	46	156	202	-19	140	9	0	6	3	602	7.6
12.	C	Alexander Wennberg	415	16:38	40	161	201	5	85	9	1	9	1	501	8.0
13.	C	Ryan Johansen	309	16:50	79	114	193	-16	144	18	2	10	2	710	11.1
14.	D	Fedor Tyutin	553	22:10	39	146	185	-22	351	11	1	3	1	792	4.9
15.	RW	Nikolay Zherdev	283	17:29	76	105	181	-52	164	25	0	6	0	749	10.2
16.	C	Derick Brassard	309	15:34	58	111	169	-42	184	19	0	8	1	568	10.2
	LW	Artemi Panarin	160	20:00	55	114	169	37	49	13	0	13	5	419	13.1
18.	LW	Geoff Sanderson	261	17:12	88	80	168	-25	126	34	2	12	1	795	11.1
19.	D	David Savard	597	20:26	41	125	166	24	331	6	0	6	0	881	4.7
20.	C	Pierre-Luc Dubois	239	17:20	66	93	159	20	164	9	0	14	4	504	13.1
21.	D	Jack Johnson	445	23:22	36	118	154	-19	198	14	0	7	1	730	4.9
22.	C	Antoine Vermette	241	18:55	61	91	152	-10	112	12	5	8	2	478	12.8
23.	LW	Matt Calvert	416	14:07	72	77	149	-24	273	7	6	9	1	614	11.7
24.	LW	Scott Hartnell	234	14:58	64	82	146	4	275	20	0	4	1	458	14.0
	C	Jack Roslovic	246	15:50	51	95	146	-32	50	10	3	9	3	425	12.0
26.	C	Manny Malhotra	344	16:07	53	92	145	-6	203	6	1	10	0	542	9.8
27.	LW	Kristian Huselius	189	18:24	58	84	142	-22	92	19	1	8	0	470	12.3
28.	LW	Ray Whitney	151	20:38	45	95	140	-49	36	14	2	5	1	448	10.0
29.	LW	Patrik Laine *	174	18:12	64	74	138	-58	67	18	0	8	3	471	13.6
30.	LW	Jason Chimera	331	15:18	62	74	136	-12	372	6	4	12	2	683	9.1
31.	LW	Johnny Gaudreau *	161	19:07	33	101	134	-60	44	4	0	7	4	380	8.7
32.	D	Rostislav Klesla	515	20:34	41	92	133	-50	508	8	0	4	1	747	5.5
33.	D	James Wisniewski	209	22:50	26	95	121	-24	147	16	0	5	1	454	5.7
34.	C	Gustav Nyquist	200	17:54	43	74	117	-19	58	7	7	5	1	370	11.6
35.	RW	Josh Anderson	267	15:21	65	50	115	27	212	4	2	13	2	621	10.5
36.	C	Sergei Fedorov	185	19:39	39	74	113	-11	150	15	3	5	1	399	9.8
37.	D	Ryan Murray	347	20:21	15	95	110	13	104	5	0	0	0	349	4.3
38.	C	Tyler Wright	309	16:23	57	51	108	-96	436	13	3	9	3	504	11.3
	C	Espen Knutsen	188	17:49	27	81	108	-51	99	10	2	2	0	203	13.3
40.	LW	Brandon Saad	160	17:07	55	51	106	24	22	7	0	11	0	443	12.4
41.	C	Mark Letestu	255	14:48	44	58	102	-5	36	12	4	4	1	399	11.0
42.	C	Andrew Cassels	137	19:37	26	68	94	-28	56	11	1	5	1	204	12.8
43.	C	Mike Sillinger	155	20:01	38	48	86	-56	106	17	3	8	0	278	13.7
44.	LW	Freddy Modin	176	17:35	39	46	85	-6	110	10	0	7	1	409	9.5
	LW	Vinny Prospal	130	17:23	28	57	85	-8	68	7	0	2	0	250	11.2
46.	C	Artem Anisimov	168	16:29	40	44	84	-14	40	4	2	10	2	318	12.6
47.	D	Ron Hainsey	213	21:27	19	64	83	-13	137	16	0	0	0	378	5.0
48.	LW	Eric Robinson	266	12:55	38	44	82	-12	40	0	3	8	0	375	10.1
49.	C	Alexandre Texier *	201	14:47	34	45	79	-12	82	0	3	2	1	298	11.4
	D	Kris Russell	288	16:49	18	61	79	-29	124	3	0	3	1	392	4.6

TOP 5 GOALTENDING LEADERS

RANK	PLAYER	GP	W	L	T	OT	SA	GA	GAA	SV	SV%	SO	MIN
1.	Sergei Bobrovsky	374	213	130	0	27	11,067	874	2.40	10,193	.921	33	21,804:28
2.	Steve Mason	232	96	99	0	27	6,553	634	2.90	5,919	.903	19	13,137:21
3.	Joonas Korpisalo	210	87	78	0	24	6,079	589	3.06	5,491	.903	3	11,555:43
4.	Marc Denis	266	84	146	24	1	8,016	765	3.01	7,251	.905	12	15,258:43
5.	Elvis Merzlikins *	191	68	79	0	30	5,819	558	3.20	5,261	.904	10	10,450:56

*Active



2023-24 NHL FINAL STATS

ATLANTIC DIVISION

	GP	W	L	OT	REG. W	ROW	GF	GA	PTS
1. Florida	82	52	24	6	42	49	268	200	110
2. Boston	82	47	20	15	36	43	267	224	109
3. Toronto	82	46	26	10	33	41	303	263	102
4. Tampa Bay	82	45	29	8	37	42	291	268	98
5. Detroit	82	41	32	9	27	38	278	274	91
6. Buffalo	82	39	37	6	33	37	246	244	84
7. Ottawa	82	37	41	4	25	32	255	281	78
8. Montréal	82	30	36	16	20	26	236	289	76

CENTRAL DIVISION

	GP	W	L	OT	REG. W	ROW	GF	GA	PTS
1. Dallas	82	52	21	9	40	48	298	234	113
2. Winnipeg	82	52	24	6	46	52	259	199	110
3. Colorado	82	50	25	7	42	48	304	254	107
4. Nashville	82	47	30	5	38	44	269	248	99
5. St. Louis	82	43	33	6	31	38	239	250	92
6. Minnesota	82	39	34	9	32	36	251	263	87
7. Arizona	82	36	41	5	28	34	256	274	77
8. Chicago	82	23	53	6	17	22	179	290	52

METROPOLITAN DIVISION

	GP	W	L	OT	REG. W	ROW	GF	GA	PTS
1. NY Rangers	82	55	23	4	43	51	282	229	114
2. Carolina	82	52	23	7	44	50	279	216	111
3. NY Islanders	82	39	27	16	29	38	246	263	94
4. Washington	82	40	31	11	32	36	220	257	91
5. Pittsburgh	82	38	32	12	32	36	255	251	88
6. Philadelphia	82	38	33	11	30	34	235	261	87
7. New Jersey	82	38	39	5	33	38	264	283	81
8. Columbus	82	27	43	12	21	24	237	300	66

PACIFIC DIVISION

	GP	W	L	OT	REG. W	ROW	GF	GA	PTS
1. Vancouver	82	50	23	9	44	50	279	223	109
2. Edmonton	82	49	27	6	39	47	294	237	104
3. Los Angeles	82	44	27	11	37	42	256	215	99
4. Vegas	82	45	29	8	34	41	267	245	98
5. Calgary	82	38	39	5	32	38	253	271	81
6. Seattle	82	34	35	13	28	31	217	236	81
7. Anaheim	82	27	50	5	21	26	204	295	59
8. San Jose	82	19	54	9	14	18	181	331	47

----- HOME -----

ATLANTIC DIVISION

	GP	W	L	OT	GF	GA	PTS
1. Tampa Bay	41	25	11	5	157	125	55
2. Florida	41	26	13	2	129	105	54
3. Boston	41	24	11	6	138	111	54
4. Detroit	41	23	13	5	148	124	51
5. Toronto	41	22	15	4	156	141	48
6. Ottawa	41	21	18	2	136	145	44
7. Buffalo	41	21	19	1	125	115	43
8. Montréal	41	16	20	5	119	139	37

----- ROAD -----

ATLANTIC DIVISION

	GP	W	L	OT	GF	GA	PTS
1. Florida	41	26	11	4	139	95	56
2. Boston	41	23	9	9	129	113	55
3. Toronto	41	24	11	6	147	122	54
4. Tampa Bay	41	20	18	3	134	143	43
5. Buffalo	41	18	18	5	121	129	41
6. Detroit	41	18	19	4	130	150	40
7. Montréal	41	14	16	11	117	150	39
8. Ottawa	41	16	23	2	119	136	34

METROPOLITAN DIVISION

	GP	W	L	OT	GF	GA	PTS
1. NY Rangers	41	30	11	0	142	110	60
2. Carolina	41	27	10	4	136	101	58
3. NY Islanders	41	21	10	10	125	127	52
4. Washington	41	22	12	7	118	122	51
5. Pittsburgh	41	23	14	4	132	121	50
6. Philadelphia	41	20	17	4	112	125	44
7. Columbus	41	17	19	5	125	137	39
8. New Jersey	41	17	21	3	129	151	37

METROPOLITAN DIVISION

	GP	W	L	OT	GF	GA	PTS
1. NY Rangers	41	25	12	4	140	119	54
2. Carolina	41	25	13	3	143	115	53
3. New Jersey	41	21	18	2	135	132	44
4. Philadelphia	41	18	16	7	123	136	43
5. NY Islanders	41	18	17	6	121	136	42
6. Washington	41	18	19	4	102	135	40
7. Pittsburgh	41	15	18	8	123	130	38
8. Columbus	41	10	24	7	112	163	27

CENTRAL DIVISION

	GP	W	L	OT	GF	GA	PTS
1. Colorado	41	31	9	1	173	112	63
2. Winnipeg	41	27	11	3	137	98	57
3. Dallas	41	26	11	4	155	124	56
4. St. Louis	41	25	14	2	131	117	52
5. Nashville	41	23	16	2	135	126	48
6. Minnesota	41	20	16	6	127	131	45
7. Arizona	41	22	19	0	136	132	44
8. Chicago	41	16	21	4	100	128	36

CENTRAL DIVISION

	GP	W	L	OT	GF	GA	PTS
1. Dallas	41	26	10	5	143	110	57
2. Winnipeg	41	25	13	3	122	101	53
3. Nashville	41	24	14	3	134	122	51
4. Colorado	41	19	16	6	131	142	44
5. Minnesota	41	19	18	4	124	132	42
6. St. Louis	41	18	19	4	108	133	40
7. Arizona	41	14	22	5	120	142	33
8. Chicago	41	7	32	2	79	162	16

PACIFIC DIVISION

	GP	W	L	OT	GF	GA	PTS
1. Edmonton	41	28	9	4	170	106	60
2. Vancouver	41	27	9	5	144	99	59
3. Vegas	41	27	12	2	138	104	56
4. Los Angeles	41	22	12	7	133	104	51
5. Calgary	41	21	19	1	125	130	43
6. Seattle	41	17	18	6	113	117	40
7. Anaheim	41	12	26	3	100	140	27
8. San Jose	41	11	25	5	93	164	27

PACIFIC DIVISION

	GP	W	L	OT	GF	GA	PTS
1. Vancouver	41	23	14	4	135	124	50
2. Los Angeles	41	22	15	4	123	111	48
3. Edmonton	41	21	18	2	124	131	44
4. Vegas	41	18	17	6	129	141	42
5. Seattle	41	17	17	7	104	119	41
6. Calgary	41	17	20	4	128	141	38
7. Anaheim	41	15	24	2	104	155	32
8. San Jose	41	8	29	4	88	167	20



OVERALL STANDINGS

	GP	W	L	OT	ROW	REG. W	GF	GA	PTS
1. NY Rangers	82	55	23	4	51	43	282	229	114
2. Dallas	82	52	21	9	48	40	298	234	113
3. Carolina	82	52	23	7	50	44	279	216	111
4. Winnipeg	82	52	24	6	52	46	259	199	110
5. Florida	82	52	24	6	49	42	268	200	110
6. Vancouver	82	50	23	9	50	44	279	223	109
7. Boston	82	47	20	15	43	36	267	224	109
8. Colorado	82	50	25	7	48	42	304	254	107
9. Edmonton	82	49	27	6	47	39	294	237	104
10. Toronto	82	46	26	10	41	33	303	263	102
11. Nashville	82	47	30	5	44	38	269	248	99
12. Los Angeles	82	44	27	11	42	37	256	215	99
13. Tampa Bay	82	45	29	8	42	37	291	268	98
14. Vegas	82	45	29	8	41	34	267	245	98
15. NY Islanders	82	39	27	16	38	29	246	263	94
16. St. Louis	82	43	33	6	38	31	239	250	92
17. Washington	82	40	31	11	36	32	220	257	91
18. Detroit	82	41	32	9	38	27	278	274	91
19. Pittsburgh	82	38	32	12	36	32	255	251	88
20. Minnesota	82	39	34	9	36	32	251	263	87
21. Philadelphia	82	38	33	11	34	30	235	261	87
22. Buffalo	82	39	37	6	37	33	246	244	84
23. New Jersey	82	38	39	5	38	33	264	283	81
24. Calgary	82	38	39	5	38	32	253	271	81
25. Seattle	82	34	35	13	31	28	217	236	81
26. Ottawa	82	37	41	4	32	25	255	281	78
27. Arizona	82	36	41	5	34	28	256	274	77
28. Montréal	82	30	36	16	26	20	236	289	76
29. Columbus	82	27	43	12	24	21	237	300	66
30. Anaheim	82	27	50	5	26	21	204	295	59
31. Chicago	82	23	53	6	22	17	179	290	52
32. San Jose	82	19	54	9	18	14	181	331	47

HOME STANDINGS

	GP	W	L	OT	GF	GA	PTS
1. Colorado	41	31	9	1	173	112	63
2. NY Rangers	41	30	11	0	142	110	60
3. Edmonton	41	28	9	4	170	106	60
4. Vancouver	41	27	9	5	144	99	59
5. Carolina	41	27	10	4	136	101	58
6. Winnipeg	41	27	11	3	137	98	57
7. Vegas	41	27	12	2	138	104	56
8. Dallas	41	26	11	4	155	124	56
9. Tampa Bay	41	25	11	5	157	125	55
10. Florida	41	26	13	2	129	105	54
11. Boston	41	24	11	6	138	111	54
12. St. Louis	41	25	14	2	131	117	52
13. NY Islanders	41	21	10	10	125	127	52
14. Detroit	41	23	13	5	148	124	51
15. Los Angeles	41	22	12	7	133	104	51
16. Washington	41	22	12	7	118	122	51
17. Pittsburgh	41	23	14	4	132	121	50
18. Nashville	41	23	16	2	135	126	48
19. Toronto	41	22	15	4	156	141	48
20. Minnesota	41	20	16	6	127	131	45
21. Arizona	41	22	19	0	136	132	44
22. Ottawa	41	21	18	2	136	145	44
23. Philadelphia	41	20	17	4	112	125	44
24. Buffalo	41	21	19	1	125	115	43
25. Calgary	41	21	19	1	125	130	43
26. Seattle	41	17	18	6	113	117	40
27. Columbus	41	17	19	5	125	137	39
28. New Jersey	41	17	21	3	129	151	37
29. Montréal	41	16	20	5	119	139	37
30. Chicago	41	16	21	4	100	128	36
31. Anaheim	41	12	26	3	100	140	27
32. San Jose	41	11	25	5	93	164	27

ROAD STANDINGS

	GP	W	L	OT	GF	GA	PTS
1. Dallas	41	26	10	5	143	110	57
2. Florida	41	26	11	4	139	95	56
3. Boston	41	23	9	9	129	113	55
4. NY Rangers	41	25	12	4	140	119	54
5. Toronto	41	24	11	6	147	122	54
6. Carolina	41	25	13	3	143	115	53
7. Winnipeg	41	25	13	3	122	101	53
8. Nashville	41	24	14	3	134	122	51
9. Vancouver	41	23	14	4	135	124	50
10. Los Angeles	41	22	15	4	123	111	48
11. Edmonton	41	21	18	2	124	131	44
12. New Jersey	41	21	18	2	135	132	44
13. Colorado	41	19	16	6	131	142	44
14. Tampa Bay	41	20	18	3	134	143	43
15. Philadelphia	41	18	16	7	123	136	43
16. Minnesota	41	19	18	4	124	132	42

	GP	W	L	OT	GF	GA	PTS
17. NY Islanders	41	18	17	6	121	136	42
18. Vegas	41	18	17	6	129	141	42
19. Buffalo	41	18	18	5	121	129	41
20. Seattle	41	17	17	7	104	119	41
21. Detroit	41	18	19	4	130	150	40
22. St. Louis	41	18	19	4	108	133	40
23. Washington	41	18	19	4	102	135	40
24. Montréal	41	14	16	11	117	150	39
25. Calgary	41	17	20	4	128	141	38
26. Pittsburgh	41	15	18	8	123	130	38
27. Ottawa	41	16	23	2	119	136	34
28. Arizona	41	14	22	5	120	142	33
29. Anaheim	41	15	24	2	104	155	32
30. Columbus	41	10	24	7	112	163	27
31. San Jose	41	8	29	4	88	167	20
32. Chicago	41	7	32	2	79	162	16



2023-24 NHL SCORING LEADERS

-- INDIVIDUAL SCORING LEADERS FOR ART ROSS TROPHY --

RK	PLAYER	TEAM	GP	TOI/G	G	A	PTS	+/-	PIM	PPG	SHG	GW	OT	S	%
1.	Nikita Kucherov	TBL	81	21:40	44	100	144	8	22	13	0	6	1	306	14.4
2.	Nathan MacKinnon	COL	82	22:49	51	89	140	35	42	10	0	9	2	405	12.6
3.	Connor McDavid	EDM	76	21:22	32	100	132	35	30	7	1	5	1	263	12.2
4.	Artemi Panarin	NYR	82	20:07	49	71	120	18	24	11	0	5	1	302	16.2
5.	David Pastrnak	BOS	82	19:56	47	63	110	21	47	12	0	5	0	382	12.3
6.	Auston Matthews	TOR	81	20:58	69	38	107	31	20	18	0	8	3	369	18.7
7.	Leon Draisaitl	EDM	81	20:42	41	65	106	26	76	21	0	7	2	217	18.9
8.	Mikko Rantanen	COL	80	22:54	42	62	104	19	50	14	0	9	0	271	15.5
9.	J.T. Miller	VAN	81	19:29	37	66	103	32	58	10	2	9	2	194	19.1
10.	William Nylander	TOR	82	19:55	40	58	98	1	24	11	3	7	2	316	12.7
11.	Kirill Kaprizov	MIN	75	21:35	46	50	96	11	36	19	0	8	2	277	16.6
12.	Sam Reinhart	FLA	82	20:18	57	37	94	29	31	27	5	11	3	233	24.5
	Filip Forsberg	NSH	82	18:54	48	46	94	16	43	13	0	11	3	347	13.8
	Sidney Crosby	PIT	82	20:05	42	52	94	7	40	10	0	3	0	278	15.1
15.	Quinn Hughes	VAN	82	24:41	17	75	92	38	38	5	0	2	1	199	8.5
16.	Brayden Point	TBL	81	20:02	46	44	90	-16	14	15	0	12	0	227	20.3
	Cale Makar	COL	77	24:46	21	69	90	15	16	7	1	1	0	231	9.1
18.	Sebastian Aho	CAR	78	19:38	36	53	89	34	36	11	1	10	2	216	16.7
	Elias Pettersson	VAN	82	19:39	34	55	89	20	12	13	0	10	2	207	16.4
20.	Matthew Tkachuk	FLA	80	18:38	26	62	88	19	88	6	1	2	0	280	9.3
21.	Robert Thomas	STL	82	20:58	26	60	86	9	48	8	1	3	0	170	15.3
22.	Mitch Marner	TOR	69	21:17	26	59	85	21	18	8	1	2	0	158	16.5
	Roman Josi	NSH	82	24:38	23	62	85	12	45	9	0	5	2	268	8.6
24.	Jesper Bratt	NJD	82	19:18	27	56	83	-6	12	7	0	7	0	248	10.9
25.	Evan Bouchard	EDM	81	23:00	18	64	82	34	32	8	0	7	2	220	8.2
26.	Steven Stamkos	TBL	79	18:14	40	41	81	-21	34	19	0	6	0	262	15.3
27.	Jason Robertson	DAL	82	18:19	29	51	80	19	22	9	0	4	0	231	12.6
	Aleksander Barkov	FLA	73	19:38	23	57	80	33	24	5	0	4	0	193	11.9
	Mathew Barzal	NYI	80	20:08	23	57	80	-4	34	5	0	4	2	240	9.6

-- DEFENSEMAN SCORING LEADERS --

RK	PLAYER	TEAM	GP	TOI/G	G	A	PTS	+/-	PIM	PP	SHG	GW	OT	S	%
1.	Quinn Hughes	VAN	82	24:41	17	75	92	38	38	5	0	2	1	199	8.5
2.	Cale Makar	COL	77	24:46	21	69	90	15	16	7	1	1	0	231	9.1
3.	Roman Josi	NSH	82	24:38	23	62	85	12	45	9	0	5	2	268	8.6
4.	Evan Bouchard	EDM	81	23:00	18	64	82	34	32	8	0	7	2	220	8.2
5.	Victor Hedman	TBL	78	24:48	13	63	76	18	76	4	0	2	0	168	7.7
6.	Adam Fox	NYR	72	23:27	17	56	73	21	36	6	1	5	1	137	12.4
7.	Noah Dobson	NYI	79	24:31	10	60	70	12	36	1	0	4	0	174	5.8
8.	Josh Morrissey	WPG	81	24:11	10	59	69	34	44	2	0	1	0	196	5.1
9.	Mike Matheson	MTL	82	25:33	11	51	62	-24	58	5	2	0	0	187	5.9
10.	Rasmus Dahlin	BUF	81	25:25	20	39	59	-3	66	6	0	2	1	235	8.5
11.	Morgan Rielly	TOR	72	23:44	7	51	58	7	27	1	0	0	0	173	4.0
12.	Zach Werenski	CBJ	70	24:27	11	46	57	0	22	2	0	0	0	202	5.4
13.	Erik Karlsson	PIT	82	24:16	11	45	56	4	44	2	0	4	2	213	5.2
	Shayne Gostisbehere	DET	81	19:05	10	46	56	-16	16	2	0	2	0	139	7.2
15.	Miro Heiskanen	DAL	71	24:32	9	45	54	8	36	2	0	2	0	162	5.6
16.	MacKenzie Weegar	CGY	82	22:56	20	32	52	2	51	3	0	2	1	208	9.6
	John Carlson	WSH	82	25:54	10	42	52	-7	40	6	0	5	0	176	5.7
18.	Kris Letang	PIT	82	24:41	10	41	51	13	62	0	0	2	0	164	6.1
19.	Drew Doughty	LAK	82	25:48	15	35	50	15	44	7	0	3	1	135	11.1
	Devon Toews	COL	82	23:26	12	38	50	28	18	0	0	2	0	159	7.6
21.	Filip Hronek	VAN	81	23:26	5	43	48	33	38	2	0	0	0	148	3.4
22.	Thomas Harley	DAL	79	21:01	15	32	47	28	18	1	1	3	3	144	10.4
	Noah Hanifin	VGK	80	23:37	13	34	47	19	24	5	0	2	0	164	7.9
	Brady Skjei	CAR	80	21:17	13	34	47	15	40	1	1	2	0	185	7.0
	Charlie McAvoy	BOS	74	24:51	12	35	47	4	86	1	0	3	2	133	9.0
	Luke Hughes *	NJD	82	21:28	9	38	47	-25	28	4	0	1	1	135	6.7
	Brock Faber *	MIN	82	24:58	8	39	47	-1	26	3	0	1	0	136	5.9
28.	Vince Dunn	SEA	59	23:05	11	35	46	8	78	4	0	0	0	120	9.2
29.	Mattias Ekholm	EDM	79	21:03	11	34	45	44	47	2	1	3	0	177	6.2
30.	Travis Sanheim	PHI	81	23:48	10	34	44	-20	48	0	1	3	0	146	6.8

* Rookie

NHL STATISTICS

2023-24 NHL SCORING LEADERS



-- GOAL SCORING --

RK	PLAYER	TEAM	GP	G
1.	Auston Matthews	TOR	81	69
2.	Sam Reinhart	FLA	82	57
3.	Zach Hyman	EDM	80	54
4.	Nathan MacKinnon	COL	82	51
5.	Artemi Panarin	NYR	82	49
6.	Filip Forsberg	NSH	82	48
7.	David Pastrnak	BOS	82	47
8.	Kirill Kaprizov	MIN	75	46
	Brayden Point	TBL	81	46
10.	Nikita Kucherov	TBL	81	44
11.	Mikko Rantanen	COL	80	42
	Sidney Crosby	PIT	82	42
	Jonathan Marchessault	VGK	82	42
14.	Leon Draisaitl	EDM	81	41

-- ASSISTS --

RK	PLAYER	TEAM	GP	A
1.	Connor McDavid	EDM	76	100
	Nikita Kucherov	TBL	81	100
3.	Nathan MacKinnon	COL	82	89
4.	Quinn Hughes	VAN	82	75
5.	Artemi Panarin	NYR	82	71
6.	Cale Makar	COL	77	69
7.	J.T. Miller	VAN	81	66
8.	Leon Draisaitl	EDM	81	65
9.	Evan Bouchard	EDM	81	64
10.	Victor Hedman	TBL	78	63
	David Pastrnak	BOS	82	63
12.	Mikko Rantanen	COL	80	62
	Matthew Tkachuk	FLA	80	62
	Roman Josi	NSH	82	62

-- POWER PLAY GOALS --

RK	PLAYER	TEAM	GP	PPG
1.	Sam Reinhart	FLA	82	27
2.	Leon Draisaitl	EDM	81	21
3.	Kirill Kaprizov	MIN	75	19
	Steven Stamkos	TBL	79	19
5.	Auston Matthews	TOR	81	18
	Chris Kreider	NYR	82	18
7.	Valeri Nichushkin	COL	54	16
	Brock Boeser	VAN	81	16
9.	Zach Hyman	EDM	80	15
	Brayden Point	TBL	81	15
11.	Dylan Larkin	DET	68	14
	Mikko Rantanen	COL	80	14
	Ryan O'Reilly	NSH	82	14

-- SHORTHANDED GOALS --

RK	PLAYER	TEAM	GP	SHG
1.	Travis Konecny	PHI	76	6
2.	Simon Holmstrom	NYI	75	5
	Sam Reinhart	FLA	82	5
4.	Blake Coleman	CGY	78	4
5.	Logan O'Connor	COL	57	3
	Adrian Kempe	LAK	77	3
	Ryan Poehling	PHI	77	3
	Dylan Cozens	BUF	79	3
	Roope Hintz	DAL	80	3
	Colton Sissons	NSH	81	3
	Wyatt Johnston	DAL	82	3
	Brad Marchand	BOS	82	3
	William Nylander	TOR	82	3
	Yegor Sharangovich	CGY	82	3

-- POWER PLAY ASSISTS --

RK	PLAYER	TEAM	GP	PPA
1.	Nikita Kucherov	TBL	81	40
2.	Nathan MacKinnon	COL	82	38
3.	Connor McDavid	EDM	76	37
4.	Quinn Hughes	VAN	82	33
	Artemi Panarin	NYR	82	33
6.	Cale Makar	COL	77	32
7.	J.T. Miller	VAN	81	30
8.	Mats Zuccarello	MIN	69	28
9.	Adam Fox	NYR	72	27
	Victor Hedman	TBL	78	27
	Evan Bouchard	EDM	81	27
	Shayne Gostisbehere	DET	81	27
13.	Mikko Rantanen	COL	80	26
	Matthew Tkachuk	FLA	80	26

-- SHORTHANDED ASSISTS --

RK	PLAYER	TEAM	GP	SHA
1.	Scott Laughton	PHI	82	6
2.	Jean-Gabriel Pageau	NYI	82	5
3.	Nick Seeler	PHI	71	4
	Mika Zibanejad	NYR	81	4
	Charlie Coyle	BOS	82	4
	Yegor Sharangovich	CGY	82	4

-- POWER PLAY POINTS --

RK	PLAYER	TEAM	GP	PPP
1.	Nikita Kucherov	TBL	81	53
2.	Nathan MacKinnon	COL	82	48
3.	Artemi Panarin	NYR	82	44
	Connor McDavid	EDM	76	44
5.	Kirill Kaprizov	MIN	75	41
6.	Mikko Rantanen	COL	80	40
	J.T. Miller	VAN	81	40
8.	Leon Draisaitl	EDM	81	39
	Steven Stamkos	TBL	79	39
	Cale Makar	COL	77	39
11.	Quinn Hughes	VAN	82	38
12.	David Pastrnak	BOS	82	35
	William Nylander	TOR	82	35
	Evan Bouchard	EDM	81	35
15.	Sam Reinhart	FLA	82	34

-- SHORTHANDED POINTS --

RK	PLAYER	TEAM	GP	SHP
1.	Scott Laughton	PHI	82	8
2.	Travis Konecny	PHI	76	7
	Simon Holmstrom	NYI	75	7
	Yegor Sharangovich	CGY	82	7
5.	Blake Coleman	CGY	78	6
	Mika Zibanejad	NYR	81	6
	Jean-Gabriel Pageau	NYI	82	6
8.	Sam Reinhart	FLA	82	5
	Adam Henrique	EDM	82	5
	Chris Kreider	NYR	82	5
	Charlie Coyle	BOS	82	5

* Rookie



2023-24 NHL SCORING LEADERS

-- GAME WINNING GOALS --

RK	PLAYER	TEAM	GP	G
1.	Brayden Point	TBL	81	12
2.	Filip Forsberg	NSH	82	11
	Sam Reinhart	FLA	82	11
4.	Kyle Connor	WPG	65	10
	Sebastian Aho	CAR	78	10
	Elias Pettersson	VAN	82	10
7.	Mikko Rantanen	COL	80	9
	Seth Jarvis	CAR	81	9
	J.T. Miller	VAN	81	9
	Nathan MacKinnon	COL	82	9
11.	Andrei Svechnikov	CAR	59	8
	Kirill Kaprizov	MIN	75	8
	Auston Matthews	TOR	81	8
	Kyle Palmieri	NYI	82	8

-- SHOOTOUT GAME DECIDING GOAL --

RK	PLAYER	TEAM	GP	SO
1.	Artemi Panarin	NYR	7	3
2.	Nick Bjugstad	ARI	2	2
	Ryan O'Reilly	NSH	3	2
	Matt Boldy	MIN	4	2
	Max Domi	TOR	4	2
	Victor Hedman	TBL	4	2
	Lucas Raymond	DET	4	2
	Kailer Yamamoto	SEA	4	2
	Jack Eichel	VGK	5	2
	Sam Reinhart	FLA	5	2
	Evgeny Kuznetsov	WSH	6	2
	Jordan Kyrrou	STL	6	2
	Jason Robertson	DAL	6	2
	Sean Couturier	PHI	7	2

-- SHOTS --

RK	PLAYER	TEAM	GP	S
1.	Nathan MacKinnon	COL	82	405
2.	David Pastrnak	BOS	82	382
3.	Auston Matthews	TOR	81	369
4.	Brady Tkachuk	OTT	81	357
5.	Filip Forsberg	NSH	82	347
6.	William Nylander	TOR	82	316
7.	Cole Caufield	MTL	82	314
8.	Nikita Kucherov	TBL	81	306
9.	Artemi Panarin	NYR	82	302
10.	Zach Hyman	EDM	80	290
11.	Owen Tippett	PHI	78	289
12.	Matthew Tkachuk	FLA	80	280
13.	John Tavares	TOR	80	279
14.	Jack Eichel	VGK	63	278
	Sidney Crosby	PIT	82	278

-- PLUS/MINUS --

RK	PLAYER	TEAM	GP	+/-
1.	Gustav Forsling	FLA	79	56
2.	Dylan DeMelo	WPG	82	46
3.	Mattias Ekholm	EDM	79	44
4.	Quinn Hughes	VAN	82	38
5.	Zach Hyman	EDM	80	36
6.	Connor McDavid	EDM	76	35
	Nathan MacKinnon	COL	82	35
8.	Sebastian Aho	CAR	78	34
	Evan Bouchard	EDM	81	34
	Josh Morrissey	WPG	81	34
11.	Aleksander Barkov	FLA	73	33
	Filip Hronek	VAN	81	33
13.	J.T. Miller	VAN	81	32
14.	Auston Matthews	TOR	81	31
15.	Sam Reinhart	FLA	82	29

-- SHOOTING PERCENTAGE --

RK	PLAYER	TEAM	GP	GOALS	SHOTS	ASG	SH %	RK	PLAYER	TEAM	GP	GOALS	SHOTS	ASG	SH %
1.	Sam Reinhart	FLA	82	57	233	2.8	24.5	16.	Jake Neighbours	STL	77	27	145	1.9	18.6
2.	Dakota Joshua	VAN	63	18	84	1.3	21.4		Anthony Duclair	TBL	73	24	129	1.8	18.6
3.	Anthony Mantha	VGK	74	23	113	1.5	20.4		Robby Fabbri	DET	68	18	97	1.4	18.6
4.	Brayden Point	TBL	81	46	227	2.8	20.3	19.	Andrei Kuzmenko	CGY	72	22	121	1.7	18.2
5.	Nils Hoglander	VAN	80	24	120	1.5	20.0	20.	Brandon Saad	STL	82	26	144	1.8	18.1
6.	Brock Boeser	VAN	81	40	204	2.5	19.6	21.	Nick Suzuki	MTL	82	33	185	2.3	17.8
7.	Anze Kopitar	LAK	81	26	133	1.6	19.5	22.	Valeri Nichushkin	COL	54	28	158	2.9	17.7
8.	J.T. Miller	VAN	81	37	194	2.4	19.1	23.	Alex Newhook	MTL	55	15	85	1.5	17.6
9.	Lucas Raymond	DET	82	31	163	2.0	19.0		Teuvo Teravainen	CAR	76	25	142	1.9	17.6
10.	Michael Carcone	ARI	74	21	111	1.5	18.9		J.T. Compher	DET	77	19	108	1.4	17.6
	Leon Draisaitl	EDM	81	41	217	2.7	18.9	26.	Jason Dickinson	CHI	82	22	126	1.5	17.5
12.	Gabriel Vilardi	WPG	47	22	117	2.5	18.8	27.	Yegor Sharangovich	CGY	82	31	179	2.2	17.3
	Seth Jarvis	CAR	81	33	176	2.2	18.8	28.	William Karlsson	VGK	70	30	175	2.5	17.1
14.	Auston Matthews	TOR	81	69	369	4.6	18.7		Adam Henrique	EDM	82	24	140	1.7	17.1
15.	Zach Hyman	EDM	80	54	290	3.6	18.6	30.	Charlie Coyle	BOS	82	25	147	1.8	17.0

2023-24 NHL ROOKIE LEADERS



-- INDIVIDUAL ROOKIE SCORING LEADERS --

RK	PLAYER	TEAM	GP	TOI/G	G	A	PTS	+/-	PIM	PP	SHG	GW	OT	S	%
1.	Connor Bedard	CHI	68	19:47	22	39	61	-44	28	4	0	2	1	206	10.7
2.	Luke Hughes	NJD	82	21:28	9	38	47	-25	28	4	0	1	1	135	6.7
	Brock Faber	MIN	82	24:58	8	39	47	-1	26	3	0	1	0	136	5.9
4.	Logan Cooley	ARI	82	15:49	20	24	44	-13	18	3	1	2	1	151	13.2
5.	Marco Rossi	MIN	82	16:44	21	19	40	-4	47	2	0	2	1	167	12.6
6.	Luke Evangelista	NSH	80	13:57	16	23	39	0	18	3	0	1	0	172	9.3
7.	Matthew Knies	TOR	80	13:41	15	20	35	9	45	0	0	3	0	115	13.0
8.	Dmitri Voronkov	CBJ	75	13:27	18	16	34	-6	52	6	0	2	0	142	12.7
	Connor Zary	CGY	63	15:16	14	20	34	12	22	1	0	3	0	90	15.6
10.	Tyson Foerster	PHI	77	17:16	20	13	33	0	32	4	1	2	0	167	12.0
11.	Zach Benson	BUF	71	14:31	11	19	30	-3	36	0	0	1	0	98	11.2
12.	Leo Carlsson	ANA	55	18:07	12	17	29	-11	16	4	0	0	0	109	11.0
13.	Pavel Mintyukov	ANA	63	18:51	4	24	28	-20	24	0	0	0	0	88	4.6
14.	Adam Fantilli	CBJ	49	15:43	12	15	27	-21	16	1	0	1	0	115	10.4
15.	Ridly Greig	OTT	72	14:45	13	13	26	10	66	2	1	1	0	97	13.4
16.	Pavel Dorofeyev	VGK	47	13:17	13	11	24	8	12	0	0	1	0	97	13.4
	Martin Pospisil	CGY	63	12:43	8	16	24	14	109	0	0	1	0	117	6.8
18.	Alex Laferriere	LAK	81	13:13	12	11	23	-14	46	0	0	2	0	147	8.2
	Bobby Brink	PHI	57	13:48	11	12	23	1	10	3	0	2	0	81	13.6
20.	Hendrix Lapierre	WSH	51	11:26	8	14	22	-1	4	0	0	1	0	51	15.7
21.	Will Cuyille	NYR	81	11:08	13	8	21	-3	56	1	0	2	0	119	10.9
	Michael Kesselring	ARI	65	15:48	5	16	21	11	66	0	0	2	0	76	6.6
23.	Tye Kartye	SEA	77	11:50	11	9	20	-1	37	0	0	1	0	109	10.1
	Valtteri Puustinen	PIT	52	11:45	5	15	20	4	6	0	0	0	0	86	5.8
25.	Simon Nemec	NJD	60	19:52	3	16	19	-7	33	0	0	1	0	73	4.1
26.	Jackson LaCombe	ANA	71	19:23	2	15	17	-24	24	0	0	1	0	55	3.6
	Scott Perunovich	STL	54	15:16	0	17	17	1	12	0	0	0	0	36	0.0
28.	Matthew Poitras	BOS	33	13:24	5	10	15	4	6	0	0	1	0	40	12.5
	Kevin Korchinski	CHI	76	19:37	5	10	15	-39	20	0	0	2	1	93	5.4
30.	Logan Stankoven	DAL	24	14:40	6	8	14	10	4	1	0	0	0	51	11.8

-- GOAL SCORING --

RK	PLAYER	TEAM	GP	G
1.	Connor Bedard	CHI	68	22
2.	Marco Rossi	MIN	82	21
3.	Tyson Foerster	PHI	77	20
	Logan Cooley	ARI	82	20
5.	Dmitri Voronkov	CBJ	75	18
6.	Luke Evangelista	NSH	80	16
7.	Matthew Knies	TOR	80	15
8.	Connor Zary	CGY	63	14
9.	Pavel Dorofeyev	VGK	47	13
	Ridly Greig	OTT	72	13
	Will Cuyille	NYR	81	13
12.	Adam Fantilli	CBJ	49	12
	Leo Carlsson	ANA	55	12
	Alex Laferriere	LAK	81	12

-- ASSISTS --

RK	PLAYER	TEAM	GP	A
1.	Connor Bedard	CHI	68	39
	Brock Faber	MIN	82	39
3.	Luke Hughes	NJD	82	38
4.	Pavel Mintyukov	ANA	63	24
	Logan Cooley	ARI	82	24
6.	Luke Evangelista	NSH	80	23
7.	Connor Zary	CGY	63	20
	Matthew Knies	TOR	80	20
9.	Zach Benson	BUF	71	19
	Marco Rossi	MIN	82	19
11.	Scott Perunovich	STL	54	17
	Leo Carlsson	ANA	55	17

-- POWER PLAY GOALS --

RK	PLAYER	TEAM	GP	PPG
1.	Dmitri Voronkov	CBJ	75	6
2.	Leo Carlsson	ANA	55	4
	Connor Bedard	CHI	68	4
	Tyson Foerster	PHI	77	4
	Luke Hughes	NJD	82	4
6.	Bobby Brink	PHI	57	3
	Luke Evangelista	NSH	80	3
	Logan Cooley	ARI	82	3
	Brock Faber	MIN	82	3
10.	Justin Brazeau	BOS	19	2
	Cole Guttman	CHI	27	2
	Declan Chisholm	MIN	31	2
	Henry Thrun	SJS	51	2
	Ridly Greig	OTT	72	2
	Marco Rossi	MIN	82	2

-- SHORTHANDED GOALS --

RK	PLAYER	TEAM	GP	SHG
1.	Ridly Greig	OTT	72	1
	Tyson Foerster	PHI	77	1
	Logan Cooley	ARI	82	1



2023-24 NHL ROOKIE LEADERS

-- POWER PLAY ASSISTS --

RK	PLAYER	TEAM	GP	PPA
1.	Luke Hughes	NJD		21
2.	Connor Bedard	CHI		17
3.	Brock Faber	MIN		13
4.	Logan Cooley	ARI		10
5.	Pavel Mintyukov	ANA		7
	Kevin Korchinski	CHI		7
	Luke Evangelista	NSH		7
8.	Scott Perunovich	STL		6
9.	Ryker Evans	SEA		5
	Leo Carlsson	ANA		5
11.	Tyson Foerster	PHI		4
	Marco Rossi	MIN		4

-- SHORTHANDED ASSISTS --

RK	PLAYER	TEAM	GP	SHA
1.	Ilya Solovyov	CGY	10	1
	Brayden Pachal	CGY	50	1
	Pavel Mintyukov	ANA	63	1
	Jackson LaCombe	ANA	71	1

-- POWER PLAY POINTS --

RK	PLAYER	TEAM	GP	PPP
1.	Luke Hughes	NJD		25
2.	Connor Bedard	CHI		21
3.	Brock Faber	MIN		16
4.	Logan Cooley	ARI		13
5.	Luke Evangelista	NSH		10
6.	Leo Carlsson	ANA		9
7.	Dmitri Voronkov	CBJ		8
	Tyson Foerster	PHI		8
9.	Pavel Mintyukov	ANA		7
	Kevin Korchinski	CHI		7
11.	Marco Rossi	MIN		6
	Scott Perunovich	STL		6
13.	Bobby Brink	PHI		5
	Declan Chisholm	MIN		5
	Ryker Evans	SEA		5

SHORTHANDED POINTS

1.	Ridly Greig	OTT	72	1
	Tyson Foerster	PHI	77	1
	Logan Cooley	ARI	82	1
	Ilya Solovyov	CGY	10	1
	Brayden Pachal	CGY	50	1
	Pavel Mintyukov	ANA	63	1
	Jackson LaCombe	ANA	71	1

-- GAME WINNING GOALS --

RK	PLAYER	TEAM	GP	G
1.	Shane Wright	SEA	8	3
	Connor Zary	CGY	63	3
	Matthew Knies	TOR	80	3
4.	Bobby Brink	PHI	57	2
	Michael Kesselring	ARI	65	2
	Connor Bedard	CHI	68	2
	Dmitri Voronkov	CBJ	75	2
	Kevin Korchinski	CHI	76	2
	Tyson Foerster	PHI	77	2
	Will Cuyllie	NYR	81	2
	Alex Laferriere	LAK	81	2
	Logan Cooley	ARI	82	2

-- SHOOTOUT GAME DECIDING GOAL --

RK	PLAYER	TEAM	GP	SO
1.	Leo Carlsson	ANA	3	1
	Bobby Brink	PHI	4	1
	Tyson Foerster	PHI	5	1

-- SHOTS --

RK	PLAYER	TEAM	GP	S
1.	Connor Bedard	CHI	68	206
2.	Luke Evangelista	NSH	80	172
3.	Tyson Foerster	PHI	77	167
	Marco Rossi	MIN	82	167
5.	Logan Cooley	ARI	82	151
6.	Alex Laferriere	LAK	81	147
7.	Dmitri Voronkov	CBJ	75	142
8.	Brock Faber	MIN	82	136
9.	Luke Hughes	NJD	82	135
10.	Will Cuyllie	NYR	81	119
11.	Martin Pospisil	CGY	63	117
12.	Adam Fantilli	CBJ	49	115
	Matthew Knies	TOR	80	115
14.	Leo Carlsson	ANA	55	109
	Tye Kartye	SEA	77	109

-- PLUS/MINUS --

RK	PLAYER	TEAM	GP	+/-
1.	Martin Pospisil	CGY	63	14
2.	Kaedan Korczak	VGK	26	12
	Connor Zary	CGY	63	12
4.	Michael Kesselring	ARI	65	11
5.	Logan Stankoven	DAL	24	10
	Ridly Greig	OTT	72	10
7.	Spencer Stastney	NSH	20	9
	Matthew Knies	TOR	80	9
9.	Pavel Dorofeyev	VGK	47	8
10.	Josh Doan	ARI	11	6
11.	Santeri Hatakka	NJD	12	5
	Alex Turcotte	LAK	20	5
	Kyle MacLean	NYI	32	5

2023-24 NHL ROOKIES & GOALIES



-- ROOKIE SHOOTING PERCENTAGE --

RK	PLAYER	TEAM	GP	GOALS	SHOTS	ASG	SH %	RK	PLAYER	TEAM	GP	GOALS	SHOTS	ASG	SH %
1.	Connor Zary	CGY	63	14	90	1.4	15.6	12.	Connor Bedard	CHI	68	22	206	3.0	10.7
2.	Ridly Greig	OTT	72	13	97	1.3	13.4	13.	Adam Fantilli	CBJ	49	12	115	2.3	10.4
	Pavel Dorofeyev	VGK	47	13	97	2.1	13.4	14.	Tye Kartye	SEA	77	11	109	1.4	10.1
4.	Logan Cooley	ARI	82	20	151	1.8	13.2	15.	Luke Evangelista	NSH	80	16	172	2.2	9.3
5.	Matthew Knies	TOR	80	15	115	1.4	13.0	16.	Alex Laferriere	LAK	81	12	147	1.8	8.2
6.	Dmitri Voronkov	CBJ	75	18	142	1.9	12.7	17.	Martin Pospisil	CGY	63	8	117	1.9	6.8
7.	Marco Rossi	MIN	82	21	167	2.0	12.6	18.	Luke Hughes	NJD	82	9	135	1.6	6.7
8.	Tyson Foerster	PHI	77	20	167	2.2	12.0	19.	Brock Faber	MIN	82	8	136	1.7	5.9
9.	Zach Benson	BUF	71	11	98	1.4	11.2	20.	Valtteri Puustinen	PIT	52	5	86	1.7	5.8
10.	Leo Carlsson	ANA	55	12	109	2.0	11.0	21.	Kevin Korchinski	CHI	76	5	93	1.2	5.4
11.	Will Cuyile	NYR	81	13	119	1.5	10.9	22.	Pavel Mintyukov	ANA	63	4	88	1.4	4.5

-- GOALTENDING LEADERS (MIN 25 GPI) --

-- GOALS AGAINST AVERAGE --

RK	PLAYER	TEAM	GP	MIN	GA	GAA	W	L	OT
1.	Anthony Stolarz	FLA	27	1,506:27	51	2.03	16	7	2
2.	Pyotr Kochetkov *	CAR	42	2,371:29	92	2.33	23	13	4
3.	Sergei Bobrovsky	FLA	58	3,414:14	135	2.37	36	17	4
4.	Connor Hellebuyck	WPG	60	3,567:20	142	2.39	37	19	4
5.	Thatcher Demko	VAN	51	3,015:53	123	2.45	35	14	2
6.	Joey Daccord	SEA	50	2,832:47	116	2.46	19	18	11
7.	Cam Talbot	LAK	54	3,116:07	130	2.50	27	20	6
8.	Jeremy Swayman	BOS	44	2,565:51	108	2.53	25	10	8
9.	Ukko-Pekka Luukkonen	BUF	54	3,081:14	132	2.57	27	22	4
	Linus Ullmark	BOS	40	2,400:08	103	2.57	22	10	7

-- WINS --

RK	PLAYER	TEAM	GP	MIN	W	L	OT
1.	Alexandar Georgiev	COL	63	3,637:57	38	18	5
2.	Connor Hellebuyck	WPG	60	3,567:20	37	19	4
3.	Igor Shesterkin	NYR	55	3,277:06	36	17	2
	Sergei Bobrovsky	FLA	58	3,414:14	36	17	4
	Stuart Skinner	EDM	59	3,361:21	36	16	5
6.	Thatcher Demko	VAN	51	3,015:53	35	14	2
	Jake Oettinger	DAL	54	3,084:35	35	14	4
	Juuse Saros	NSH	64	3,624:38	35	24	5
9.	Andrei Vasilevskiy	TBL	52	3,062:52	30	20	2
10.	Jordan Binnington	STL	57	3,291:29	28	21	5

-- SAVE PERCENTAGE --

RK	PLAYER	TEAM	GP	MIN	GA	SA	SV%	W	L	OT
1.	Anthony Stolarz	FLA	27	1,506:27	51	684	.925	16	7	2
2.	Connor Hellebuyck	WPG	60	3,567:20	142	1798	.921	37	19	4
3.	Semyon Varlamov	NYI	28	1,594:44	69	837	.918	14	8	4
	Thatcher Demko	VAN	51	3,015:53	123	1492	.918	35	14	2
5.	Jeremy Swayman	BOS	44	2,565:51	108	1287	.916	25	10	8
	Joey Daccord	SEA	50	2,832:47	116	1374	.916	19	18	11
7.	Linus Ullmark	BOS	40	2,400:08	103	1207	.915	22	10	7
	Sergei Bobrovsky	FLA	58	3,414:14	135	1584	.915	36	17	4
9.	Joel Hofer *	STL	30	1,628:39	72	830	.914	15	12	1
10.	Cam Talbot	LAK	54	3,116:07	130	1490	.913	27	20	6

-- SHUTOUTS --

RK	PLAYER	TEAM	GP	MIN	SO	SA	W	L	OT
1.	Connor Ingram	ARI	50	2,802:56	6	1,461	23	21	3
	Charlie Lindgren	WSH	50	2,852:23	6	1,431	25	16	7
	Tristan Jarry	PIT	51	2,740:38	6	1,369	19	25	5
	Sergei Bobrovsky	FLA	58	3,414:14	6	1,584	36	17	4
5.	Thatcher Demko	VAN	51	3,015:53	5	1,492	35	14	2
	Ukko-Pekka Luukkonen	BUF	54	3,081:14	5	1,470	27	22	4
	Connor Hellebuyck	WPG	60	3,567:20	5	1,798	37	19	4
8.	Pyotr Kochetkov *	CAR	42	2,371:29	4	1,031	23	13	4
	Samuel Ersson *	PHI	51	2,809:28	4	1,204	23	19	7
	Igor Shesterkin	NYR	55	3,277:06	4	1,606	36	17	2

* Rookie



2023-24 SPECIAL TEAMS

-- TEAMS' POWER PLAY RECORD --

OVERALL					HOME					ROAD					
RANK	TEAM	GP	PPGF	ADV	%	TEAM	GP	PPGF	ADV	%	TEAM	GP	PPGF	ADV	%
1.	TBL	82	71	248	28.6	EDM	41	38	116	32.8	CAR	41	37	120	30.8
2.	CAR	82	67	249	26.9	TBL	41	38	122	31.2	DAL	41	34	129	26.4
3.	NYR	82	65	246	26.4	COL	41	41	147	27.9	TBL	41	33	126	26.2
4.	EDM	82	64	243	26.3	NYR	41	34	124	27.4	NYR	41	31	122	25.4
5.	COL	82	68	278	24.5	VAN	41	35	138	25.4	MIN	41	34	135	25.2
6.	DAL	82	58	240	24.2	TOR	41	30	119	25.2	FLA	41	37	148	25.0
7.	TOR	82	57	238	24.0	NSH	41	33	132	25.0	DET	41	33	132	25.0
8.	FLA	82	63	268	23.5	NYI	41	26	107	24.3	LAK	41	28	117	23.9
9.	DET	82	63	273	23.1	BOS	41	31	131	23.7	NJD	41	27	113	23.9
10.	MIN	82	62	273	22.7	SJS	41	28	119	23.5	ARI	41	30	130	23.1
11.	VAN	82	58	256	22.7	CAR	41	30	129	23.3	TOR	41	27	119	22.7
12.	LAK	82	56	248	22.6	SEA	41	30	129	23.3	COL	41	27	131	20.6
13.	NJD	82	55	245	22.4	FLA	41	26	120	21.7	BOS	41	23	112	20.5
14.	BOS	82	54	243	22.2	DAL	41	24	111	21.6	EDM	41	26	127	20.5
15.	ARI	82	53	241	22.0	VGK	41	28	130	21.5	WSH	41	22	110	20.0
16.	NSH	82	58	269	21.6	LAK	41	28	131	21.4	VAN	41	23	118	19.5
17.	SEA	82	50	242	20.7	DET	41	30	141	21.3	ANA	41	22	113	19.5
18.	WSH	82	47	228	20.6	NJD	41	28	132	21.2	CGY	41	24	126	19.0
19.	NYI	82	47	231	20.4	WSH	41	25	118	21.2	VGK	41	23	122	18.8
20.	VGK	82	51	252	20.2	ARI	41	23	111	20.7	NSH	41	25	137	18.2
21.	SJS	82	42	208	20.2	MIN	41	28	138	20.3	MTL	41	20	111	18.0
22.	WPG	82	45	240	18.8	OTT	41	30	148	20.3	WPG	41	20	112	17.9
23.	OTT	82	51	283	18.0	WPG	41	25	128	19.5	SEA	41	20	113	17.7
24.	STL	82	45	250	18.0	STL	41	25	130	19.2	NYI	41	21	124	16.9
25.	ANA	82	42	235	17.9	CBJ	41	20	110	18.2	STL	41	20	120	16.7
26.	CGY	82	45	252	17.9	PIT	41	25	145	17.2	CHI	41	19	119	16.0
27.	MTL	82	44	252	17.5	BUF	41	20	116	17.2	BUF	41	17	107	15.9
28.	CHI	82	39	235	16.6	CHI	41	20	116	17.2	SJS	41	14	89	15.7
29.	BUF	82	37	223	16.6	MTL	41	24	141	17.0	OTT	41	21	135	15.6
30.	PIT	82	40	262	15.3	CGY	41	21	126	16.7	PIT	41	15	117	12.8
31.	CBJ	82	32	212	15.1	ANA	41	20	122	16.4	CBJ	41	12	102	11.8
32.	PHI	82	31	254	12.2	PHI	41	21	146	14.4	PHI	41	10	108	9.3
Total			1,660	7,917	21.0	Total		885	4,073	21.7	Total		775	3,844	20.2

-- TEAMS' PENALTY KILL RECORD --

OVERALL					HOME					ROAD					
RANK	TEAM	GP	PPGA	ADV	%	TEAM	GP	PPGA	ADV	%	TEAM	GP	PPGA	ADV	%
1.	CAR	82	35	258	86.4	CAR	41	16	128	87.5	FLA	41	21	160	86.9
2.	LAK	82	39	253	84.6	LAK	41	16	125	87.2	CAR	41	19	130	85.4
3.	NYR	82	36	232	84.5	PHI	41	16	124	87.1	NYR	41	18	119	84.9
4.	PHI	82	40	241	83.4	EDM	41	16	117	86.3	CGY	41	20	124	83.9
5.	TBL	82	39	234	83.3	NYR	41	18	113	84.1	TBL	41	22	130	83.1
6.	FLA	82	51	291	82.5	BOS	41	20	124	83.9	DAL	41	22	127	82.7
7.	BOS	82	47	268	82.5	TBL	41	17	104	83.6	LAK	41	23	128	82.0
8.	DAL	82	43	239	82.0	BUF	41	20	121	83.5	BOS	41	27	144	81.2
9.	CGY	82	47	245	80.8	NJD	41	22	126	82.5	COL	41	24	125	80.8
10.	NJD	82	47	243	80.7	PIT	41	20	113	82.3	WSH	41	25	128	80.5
11.	PIT	82	47	243	80.7	DAL	41	21	112	81.2	DET	41	24	122	80.3
12.	COL	82	53	264	79.9	STL	41	21	111	81.1	PHI	41	24	117	79.5
13.	BUF	82	49	243	79.8	VAN	41	25	132	81.1	PIT	41	27	130	79.2
14.	DET	82	49	240	79.6	VGK	41	20	105	81.0	NJD	41	25	117	78.6
15.	EDM	82	53	258	79.5	CBJ	41	22	114	80.7	TOR	41	25	117	78.6
16.	VGK	82	44	213	79.3	NSH	41	23	117	80.3	ARI	41	32	146	78.1
17.	VAN	82	53	254	79.1	SEA	41	21	104	79.8	SJS	41	27	123	78.0
18.	STL	82	45	215	79.1	COL	41	29	139	79.1	SEA	41	26	118	78.0
19.	WSH	82	49	233	79.0	DET	41	25	118	78.8	VGK	41	24	108	77.8
20.	SEA	82	47	222	78.8	CHI	41	22	103	78.6	WPG	41	24	107	77.6
21.	WPG	82	51	223	77.1	ANA	41	33	153	78.4	VAN	41	28	122	77.0
22.	NSH	82	57	247	76.9	CGY	41	27	121	77.7	STL	41	24	104	76.9
23.	TOR	82	55	238	76.9	WSH	41	24	105	77.1	BUF	41	29	122	76.2
24.	MTL	82	65	276	76.4	FLA	41	30	131	77.1	MTL	41	30	124	75.8
25.	ARI	82	63	266	76.3	MTL	41	35	152	77.0	MIN	41	35	142	75.4
26.	CBJ	82	56	236	76.3	WPG	41	27	116	76.7	OTT	41	31	125	75.2
27.	CHI	82	56	231	75.8	TOR	41	30	121	75.2	NSH	41	34	130	73.8
28.	SJS	82	62	252	75.4	OTT	41	30	120	75.0	EDM	41	37	141	73.8
29.	OTT	82	61	245	75.1	ARI	41	31	120	74.2	CHI	41	34	128	73.4
30.	MIN	82	67	263	74.5	MIN	41	32	121	73.6	NYI	41	32	116	72.4
31.	ANA	82	91	330	72.4	SJS	41	35	129	72.9	CBJ	41	34	122	72.1
32.	NYI	82	63	221	71.5	NYI	41	31	105	70.5	ANA	41	58	177	67.2
Total			1,660	7,917	79.0	Total		775	3,844	79.8	Total		885	4,073	78.3

NHL STATISTICS



-- SHORTHANDED GOALS FOR --

RANK	TEAM	OVERALL			HOME			ROAD		
		GP	SHGF	TEAM	GP	SHGF	TEAM	GP	SHGF	
1.	PHI	82	16	FLA	41	7	ANA	41	11	
2.	ANA	82	12	PHI	41	7	PHI	41	9	
3.	DAL	82	12	NYI	41	6	DAL	41	8	
4.	CGY	82	11	VGK	41	6	CAR	41	7	
5.	CAR	82	11	BOS	41	5	LAK	41	7	
6.	LAK	82	11	CGY	41	5	STL	41	7	
7.	STL	82	11	COL	41	5	CGY	41	6	
8.	NYI	82	10	NSH	41	5	EDM	41	5	
9.	VGK	82	9	NYR	41	5	OTT	41	5	
10.	FLA	82	8	VAN	41	5	SEA	41	5	
11.	NYR	82	8	ARI	41	4	BUF	41	4	
12.	ARI	82	7	CAR	41	4	CBJ	41	4	
13.	BOS	82	7	DAL	41	4	NYI	41	4	
14.	BUF	82	7	DET	41	4	TOR	41	4	
15.	COL	82	7	LAK	41	4	ARI	41	3	
16.	DET	82	7	MTL	41	4	CHI	41	3	
17.	EDM	82	7	STL	41	4	DET	41	3	
18.	MTL	82	7	BUF	41	3	MTL	41	3	
19.	NSH	82	7	PIT	41	3	NYR	41	3	
20.	OTT	82	7	TBL	41	3	SJS	41	3	
21.	VAN	82	7	EDM	41	2	VGK	41	3	
22.	SEA	82	6	NJD	41	2	BOS	41	2	
23.	TOR	82	6	OTT	41	2	COL	41	2	
24.	CBJ	82	5	TOR	41	2	MIN	41	2	
25.	PIT	82	5	WSH	41	2	NSH	41	2	
26.	TBL	82	5	ANA	41	1	PIT	41	2	
27.	CHI	82	3	CBJ	41	1	TBL	41	2	
28.	MIN	82	3	MIN	41	1	VAN	41	2	
29.	NJD	82	3	SEA	41	1	WPG	41	2	
30.	SJS	82	3	WPG	41	1	FLA	41	1	
31.	WSH	82	3	CHI	41	0	NJD	41	1	
32.	WPG	82	3	SJS	41	0	WSH	41	1	
Total			234	Total		108	Total		126	

-- SHORTHANDED GOALS AGAINST --

RANK	TEAM	OVERALL			HOME			ROAD		
		GP	SHGA	TEAM	GP	SHGA	TEAM	GP	SHGA	
1.	NYI	82	3	NYI	41	0	DAL	41	0	
2.	DAL	82	4	NYR	41	1	ARI	41	1	
3.	PHI	82	4	WSH	41	1	LAK	41	1	
4.	ANA	82	5	ANA	41	2	BOS	41	2	
5.	EDM	82	5	CBJ	41	2	MIN	41	2	
6.	NSH	82	5	EDM	41	2	NSH	41	2	
7.	WSH	82	5	OTT	41	2	PHI	41	2	
8.	WPG	82	5	PHI	41	2	ANA	41	3	
9.	BOS	82	6	WPG	41	2	COL	41	3	
10.	COL	82	6	COL	41	3	EDM	41	3	
11.	CBJ	82	6	FLA	41	3	NYI	41	3	
12.	NYR	82	6	NSH	41	3	SEA	41	3	
13.	OTT	82	6	TBL	41	3	STL	41	3	
14.	TBL	82	6	VAN	41	3	TBL	41	3	
15.	ARI	82	7	BOS	41	4	VGK	41	3	
16.	LAK	82	7	CAR	41	4	WPG	41	3	
17.	STL	82	7	CHI	41	4	BUF	41	4	
18.	VAN	82	7	DAL	41	4	CAR	41	4	
19.	CAR	82	8	DET	41	4	CHI	41	4	
20.	CHI	82	8	SJS	41	4	CBJ	41	4	
21.	SJS	82	8	STL	41	4	MTL	41	4	
22.	VGK	82	8	CGY	41	5	NJD	41	4	
23.	FLA	82	9	NJD	41	5	OTT	41	4	
24.	NJD	82	9	TOR	41	5	PIT	41	4	
25.	SEA	82	9	VGK	41	5	SJS	41	4	
26.	TOR	82	9	ARI	41	6	TOR	41	4	
27.	BUF	82	10	BUF	41	6	VAN	41	4	
28.	DET	82	10	LAK	41	6	WSH	41	4	
29.	CGY	82	11	SEA	41	6	NYR	41	5	
30.	MIN	82	11	MTL	41	8	CGY	41	6	
31.	MTL	82	12	PIT	41	8	DET	41	6	
32.	PIT	82	12	MIN	41	9	FLA	41	6	
Total			234	Total		126	Total		108	



2023-24 PENALTY MINUTES & OVERTIME

-- PENALTY MINUTES BY TEAM --

RANK	TEAM	GP	MINOR	MAJOR	MISC.	G. MISC.	MATCH	BENCH	TOTAL	PIM	PIM/GP
1.	Dallas	82	239	8	1	0	0	8	256	554	6.8
2.	NY Islanders	82	232	14	2	1	0	10	259	586	7.1
3.	Pittsburgh	82	255	9	2	0	0	8	274	603	7.4
	Vegas	82	219	15	2	2	2	8	248	605	7.4
	St. Louis	82	234	16	3	1	0	9	263	608	7.4
6.	Washington	82	246	12	5	0	0	9	272	628	7.7
7.	Seattle	82	240	17	4	3	0	3	267	653	8.0
8.	Winnipeg	82	236	26	3	0	1	9	275	669	8.2
	Columbus	82	261	18	3	1	0	7	290	670	8.2
10.	Carolina	82	273	9	7	0	0	11	300	693	8.5
11.	Chicago	82	252	27	6	0	0	7	292	715	8.7
	Los Angeles	82	275	13	7	0	0	8	303	715	8.7
	Detroit	82	288	11	5	0	1	7	312	716	8.7
14.	Colorado	82	274	11	7	2	0	13	307	731	8.9
15.	New Jersey	82	264	19	6	4	0	10	303	747	9.1
16.	Calgary	82	280	20	2	5	1	9	317	767	9.4
	NY Rangers	82	255	24	5	5	1	12	302	773	9.4
18.	San Jose	82	275	20	9	2	0	6	312	780	9.5
	Edmonton	82	282	20	8	1	0	9	320	780	9.5
	Boston	82	297	21	2	2	1	11	334	780	9.5
21.	Vancouver	82	270	20	6	2	2	14	314	784	9.6
22.	Nashville	82	257	34	3	3	2	10	309	796	9.7
23.	Buffalo	82	270	17	11	2	2	7	309	805	9.8
24.	Toronto	82	269	27	10	2	0	11	319	815	9.9
25.	Philadelphia	82	273	24	12	2	0	9	320	830	10.1
26.	Montréal	82	308	24	4	1	1	10	348	835	10.2
27.	Ottawa	82	292	24	11	1	1	7	336	855	10.4
28.	Tampa Bay	82	273	29	18	1	0	9	330	901	11.0
29.	Minnesota	82	294	36	14	1	0	6	351	938	11.4
30.	Arizona	82	295	32	14	2	0	15	358	944	11.5
31.	Anaheim	82	377	30	15	1	0	16	439	1108	13.5
32.	Florida	82	362	23	23	1	1	5	415	1116	13.6

PIM excludes Bench Minors.

-- TEAMS' OVERTIME RECORD --

RANK	TEAM	TOTAL GP	OVERTIME		SO RECORD		OVERALL		
			W	L	W	L	W	L	W%
1.	NY Rangers	16	8	1	4	3	12	4	.750
	Ottawa	16	7	4	5	0	12	4	.750
3.	St. Louis	18	7	4	5	2	12	6	.667
4.	Nashville	14	6	5	3	0	9	5	.643
5.	Edmonton	16	8	5	2	1	10	6	.625
	Florida	16	7	4	3	2	10	6	.625
7.	Arizona	13	6	5	2	0	8	5	.615
8.	Detroit	23	11	8	3	1	14	9	.609
9.	Vegas	19	7	6	4	2	11	8	.579
10.	Dallas	21	8	7	4	2	12	9	.571
11.	Toronto	23	8	8	5	2	13	10	.565
12.	Anaheim	11	5	3	1	2	6	5	.545
	Calgary	11	6	1	0	4	6	5	.545
14.	Carolina	15	6	2	2	5	8	7	.533
	Colorado	15	6	5	2	2	8	7	.533
16.	Tampa Bay	16	5	7	3	1	8	8	.500
	Buffalo	12	4	5	2	1	6	6	.500
	Chicago	12	5	5	1	1	6	6	.500
	Winnipeg	12	6	5	0	1	6	6	.500
	New Jersey	10	5	3	0	2	5	5	.500
21.	Boston	26	7	12	4	3	11	15	.423
22.	Philadelphia	19	4	8	4	3	8	11	.421
	Washington	19	4	6	4	5	8	11	.421
24.	Minnesota	17	4	6	3	3	7	9	.412
25.	Vancouver	15	6	7	0	2	6	9	.400
26.	Los Angeles	18	5	6	2	5	7	11	.389
27.	Montréal	26	6	8	4	8	10	16	.385
	NY Islanders	26	9	11	1	5	10	16	.385
29.	San Jose	14	4	4	1	5	5	9	.357
30.	Columbus	18	3	10	3	2	6	12	.333
	Pittsburgh	18	4	9	2	3	6	12	.333
32.	Seattle	19	3	9	3	4	6	13	.316

NHL STATISTICS



BlueJackets.com

