

SAVES



BUFFALO SABRES



1999 - 2000
**MEDIA
GUIDE**



2000

PHOTO: PETER COLOVA and THE BUFFALO SABRES. ALL RIGHTS RESERVED. BUFFALO SABRES IS A REGISTERED TRADEMARK OF THE NATIONAL HOCKEY LEAGUE.



Back Check



Fore Check



Quality Checkd®



Hip Check



Body Check



Bounced Check



Quality Checkd®



A Crushing Check



Missed His Check



Quality Checkd®



Wendt's Dairy

DIVISION OF NIAGARA MILK COOPERATIVE INC.

Serving the Niagara Frontier with the finest Dairy Foods for over 50 years

PHONE 283-8741 692-6543



BUFFALO SABRES MEDIA GUIDE

1999 Eastern Conference Champions



Craig Melvin/NHL Images

BUFFALO SABRES 1999-2000 MEDIA GUIDE

Executive Editor: Michael Gilbert
Editor: Gregg Huller
Contributing Editors: Gil Chorbajian
 Kevin Wiles
Editorial Assistant: Mark Teske
Photo Credits: Bill Wippert, Robert Shaver,
 NHL Images/ Craig Melvin
Publication Design: Donna Jeffords
Special Thanks: Rick Bruno (Sherwood Business Forms)
 Vicki Sitek
 Bob Schranz

Printed by Sherwood Business Forms, Williamsville, New York

BUFFALO SABRES

Marine Midland Arena
One Seymour H. Knox III Plaza
Buffalo, New York 14203

CONTACT NUMBERS

Executive Offices (716) 855-4100
Tickets (U.S.) (888) 223-6000
(Canada) (888) 722-7375
Merchandise (716) 855-4140
Sabres Hotline (716) 855-4125

ON LINE: www.sabres.com

ON THE COVER

1999 NHL Vezina Trophy winner, Dominik Hasek, and teammate Micheal Peca (photo by Bill Wippert). The team enjoyed its first trip to the Stanley Cup Finals in 24 years. Along the way, the franchise set the all-time attendance mark attracting 737,275 fans to 41 home games. The team sold out 28 regular season games, and all 10 playoff games.



BUFFALO SABRES 1999-2000 CLUB DIRECTORY

BOARD OF NIAGARA FRONTIER HOCKEY MANAGEMENT CORP. - GENERAL PARTNER
Chairman of the Board
 John J. Rigas
Vice Chairman of the Board & Counsel
 Robert O. Swados
Vice Chairman of the Board
 Robert E. Rich, Jr.
Chief Executive Officer
 Timothy J. Rigas
Director
 Michael J. Rigas
Director
 James P. Rigas
Director
 George Strawbridge, Jr.
Director
 Seymour H. Knox, IV

PARTNERSHIP BOARD OF NIAGARA FRONTIER HOCKEY L.P.
 Edwin C. Andrews
 Peter C. Andrews
(Includes above-listed Executives and Directors)
 William C. Cox III
 John B. Fisher
 John E. Houghton
 Howard T. Saperston, Jr.
 Paul A. Schoellkopf
 William H. Weeks

EXECUTIVE DEPARTMENT
Executive Vice President/Administration
 Ron Bertovich
Executive Vice President/Finance & Business Development
 Ed Hartman
Executive Vice President/Integrated Marketing
 John Cimperman
Senior Vice President/Sales
 Kerry Atkinson
Senior Vice President/Legal & Business Affairs
 Kevin Billet
Senior Vice President/Marketing
 Christie Petersen
Vice President/Communications
 Michael Gilbert
Vice President/Corporate Relations
 Seymour H. Knox, IV
Vice President/Ticket Sales & Operations
 John Sinclair
Senior Director of Sports & Arena Planning
 Chris Schoepflin
Special Consultant
 Joe Crozier
Executive Assistants
 Eleanor MacKenzie
 Victoria Lehigh

HOCKEY DEPARTMENT
General Manager
 Darcy Regier
Assistant to the General Manager
 Larry Carriere
Director of Player Personnel
 Don Luce
Professional Scouts
 Kevin Devine
 Frank Flinger
 Terry Martin
Scouting Staff
 Don Barrie
 Jim Benning
 Bo Berglund
 Paul Merritt
 Darryl Plandowski
 Mike Racicot
 Rudy Migay
 David Volek
Head Coach
 Lindy Ruff
Associate Coach
 Don Lever

Assistant Coach
 Mike Ramsey
Strength & Conditioning Coach
 Doug McKenney
Assistant Strength Coach
 Dennis Cole
Goalender Coach
 Jim Cossi
Administrative Assistant Coach
 Jeff Holbrook
Head Trainer/Massage Therapist
 Jim Pizzutelli
Head Equipment Manager
 Rip Simonick
Assistant Equipment Manager
 George Babecek
Equipment Assistant
 Encil "Porky" Palmer
Executive Assistant
 Elaine Burzynski
On-Site Travel Coordinator
 Kim Christiano

MEDICAL
Club Doctor
 John Marzo, M.D.
Orthopedic
 Les Bisson, M.D.
Doctors
 Nicholas Aquino, M.D.,
 William Hartrich, M.D.
Oral Surgeon
 Steven Jensen, DDS
Club Dentist
 Daniel Yustin, DDS, M.S.
Physical Therapist
 Joe Acquino

Club Doctor Emeritus
 John L. Butsch, M.D.
ADMINISTRATION
Human Resources Coordinator
 Vanessa Barrons
Human Resources Assistant
 Mary Jones
Management Information Systems Manager
 Ken Bass
Distribution Manager
 Gerry Magill
Receptionists
 Olive Anticola, Roza Barker

BROADCAST PRODUCTION
Director of Broadcast & Production Services
 Joe Guarnieri
Broadcast Coordinator
 Lisa Tretzo
Editor/Technical Director
 Eric Grossman
Producer
 Lowell MacDonald
Director
 Phil Mollica
Senior Commercial Producer/Editor
 Joe Pinter
Broadcast Team:
 Rick Jeanneret (play-by-play)
 Jim Lorentz
 (color commentary)
 Danny Gate (reporter)
Radio Producer/Host
 Mark Jeanneret

COMMUNICATIONS
Director of Media Relations
 Gil Chorhajian
Communications Coordinator
 Gregg Huller
Graduate Assistant Communications
 Kevin Wiles
Director of Alumni Relations
 Larry Playfair
Corporate & Community Relations Liaison
 Gilbert Perreault
Team Photographer
 Bill Wippert

EMPIRE SPORTS SALES
Director of Corporate Sales
 Dan Rozanski

National Sales Manager
 Nick DiVico
Senior Account Managers
 Steve Cuccia, Mark Kennedy
Vendor Programs Manager
 Jim Harrington
Account Managers
 Walter Bissett, Jr.
 Mike Jones, Melissa Lesh
Sales Support Account Executive
 Len Synor
Traffic Coordinator
 Corinne Moyer
Assistant Traffic Coordinator
 Krista Argenson
Administrative Assistant/Empire Sports Sales
 Hector Nieves

FINANCE
Controller
 Matt Green
Accounting Manager - Buffalo Sabres
 Christine Ivansitz
Payroll Manager
 Birgid Haensel
Finance Assistant
 Sally Lippert

MARKETING
Director of Canadian Marketing
 Steve Katzman
Director of Promotions & Advertising
 Tanya Isherwood
Director of Game Presentation & Special Events
 Kathy Manley
Promotions & Advertising Coordinator
 Tara Doster
Marketing Coordinator
 Mark Mashotta
Game Presentation Coordinator
 Lynn Christian
Rochester - Chris
 Gary Sajdak
Graphic Artist
 Vicki Sitek
Director of Community Relations
 Ken Martin, Jr.
Community Relations Coordinator
 Deidre Daniels
Administrative Assistant
 Donna Webb-Smith

TICKET SALES & OPERATIONS
Ticket Sales Manager
 Dan Carroll
Season & Group Account Executives
 Mike Conzatti, Dave Forman, Jr.,
 Don Fommier, Mike Sciarra
 Grant Weber
Account Services Manager
 Rose Thompson
Account Service Representatives
 Roxanne Anderson
 Andrea Giambra
 Gretchen Huzinec
 Elaine Fredo
Box Office Manager
 Mike Tost
Assistant Box Office Manager
 Christopher Makowski
Group Sales Coordinator
 Paul Barker
Ticket Administrators
 Lisa Wells
 Marty Maloney
 Cindi Reuther
 Pete Riedy
Cash & Settlement Administrator
 Jennifer Glowny
Database Manager
 Marc Wittman

Merchandise
Director of Merchandise
 Julie Regan
Merchandise Manager
 Mike Kaminska
Store Manager
 Tammy Pietrotti

Inventory Control Manager
 Glenn Barker
Administrative Assistant
 Brenda Hawkins
MARINE MIDLAND ARENA
Senior Director of Facilities Management
 Stan Makowski
Director of Event Booking
 Jennifer Stich
Asst. Dir. of Event Booking
 Bridgette Cassidy
Event Managers
 Matt Rabinowitz, John Faso
Administrative Assistant/Operations
 Tina Daniels
Communications Engineer
 Al Weissman
Communications Technician
 Mike Queno
Chief Engineer
 Barry Becker
Assistant Chief Engineer
 Brian Drabek
Engineers
 John Blake, Patrick Needham
Maintenance Supervisor
 Bill Gief
Maintenance Crew
 Craig Berwaldt, Michael Destino
 Chris Harszak
Utility Crew Manager
 Bud Redding
Utility Crew
 Rodney Bailey, Pete Cicero
 William Dowling, Dennis Hooper
 Danis Huggins, Kerry Komaruk
 Rick Lamacente, Charles Mims
 James Williams, Hubert Winfield
Cleaning Supervisor
 Brian Hall
Cleaning Crew
 Terri Christian, Elijah Ingram
 Ray Ingram, Chris Maloney
Security Officers
 Dave Bartels, Bob Berlinghoff
 Mary Forster, James McDuffie
 Torrance Myree, Damian Walker
Director of Premium Sales
 Nick Tanaro
Premium Sales Associate
 Todd Langdon
Director of Suite Services
 Natalie DeSilva
Coordinator of Suite Services
 Michelle Mitchell
Director of Lacrosse & Amateur Athletics
 Kurt Silcott

GENERAL INFORMATION
Telephone/Executive Offices
 (716) 855-4100
Ticket Orders
 (888) 223-6000
Merchandise
 (716) 855-4140
Sabres Hotline
 (716) 855-4125
Home Ice/Executive Offices
 Marine Midland Arena
Capacity for Hockey
 18,595
Dimensions of Rink
 200 feet by 85 feet
Location of the Press Box
 South side (S. Park Street) of
 building (above sections
 318-322)
Practice Site
 Pepsi Center, Amherst, NY
Team Colors
 Black, White, Silver
TV Station
 Empire Sports Network
Radio Flagship Station
 WYFF FM 104.1
AHL Affiliate
 Rochester Americans
ECHL Affiliate
 South Carolina Stingrays
UHL Affiliate
 B.C. (Broseum County) Icemen

TABLE OF CONTENTS

BUFFALO SABRES 1999-2000 MEDIA GUIDE

BIOGRAPHIES & PERSONNEL

Bertovich, Ron	8
Carriere, Larry	10
Cimperman, John	8
Communications Department	16
Directory - Buffalo Sabres	2
Directory - Rochester Americans	230
Entry Draft Selections, 1999	83-84
Executive Department	9
Hartman, Ed	9
Hockey Department	7-15
In the System	79
Lever, Don	13
Luce, Don	10
McCutcheon, Brian	231
McKenney, Doug	14
Partnership Board	5
Player Biographies	17
Ramsey, Mike	13
Regier, Darcy	7
Rigas, James	6
Rigas, John	4
Rigas, Michael	6
Rigas, Timothy	5
Ruff, Lindy	11
Training Camp Roster, 1999-2000	66-67

ALL-TIME PLAYER INFORMATION

Awards & Honors	102-105
Draft Selections, All-Time	85-91
Goalenders, All-Time Stats	97
Hall of Fame, Sabres & Hockey	101
Individual Scoring, All-Time	92-96
Retired Numbers	99-100
Transactions, Major All-Time	106-109
Uniform Numbers	98

1998-99 SEASON

Game-by-Game Stats	116-120
Highs/Lows	122-123
Last Time	126
Miscellaneous Stats, 1998-99	155
NHL Leaders & Awards	113-114
NHL Standings	112
Regular Season Scores	127-128
Regular Season Stats, Individual	115
Sabres vs. Each Team	129-154
Scoring Breakdown, Individual	121
Scoring By Halves of Season	122
Transactions, 1998-99	124-125

RECORDS & STATS

1-0 Games	195
Attendance Stats	182-183
Career & One Season Leaders	199-203
Coaching Records	12

Empty Net Goals	195
Firsts, Sabres	110
Hat Tricks, Sabres & Opponents	187-190
Individual Records	205-207
Last 10 Games vs. Each Team	159
Opponent Records	207-208
Overtime, Regular Season	185-186
Penalty Shots, Sabres & Opponents	196
Record By Year, Sabres	161
Record, At All-Star Break	163
Records, All-Time by Team	156-158
Records, All-Time Home & Away	161
Records, Day & Month	162
Season Openers	164
Shutouts, Sabres & Opponents	191-194
Special Teams, All-Time	184
Streaks, Team	160
Team Season Records	205
Team Game Records	204
Year-by-Year Results & Stats	165-181
Yearly Leaders	197
Yearly Won-Loss Records, Goalies	198

PLAYOFFS

1999 Playoff Stats	212
1999 Playoff Scores	214
All-Time Playoff Results	219-224
Career Playoff Leaders	225-226
Game-by-Game Playoff Stats, 1999	213
Goalenders, All-Time Playoff Stats	211
Hat Tricks, Playoff	224
Individual Playoff Records	228
Individual Scoring, Playoffs	210
Opponent Playoff Leaders	229
Overtime, Playoffs	224
Sabres vs. Each Team, 1999 Playoffs	215-218
Shutouts, Playoffs	225
Team Playoff Records	227-229


AMERICAN HOCKEY LEAGUE REVIEW

Buffalo Bisons History	240-242
Rochester Americans Information	230-239

TEAM & NHL INFORMATION

1999-2000 Buffalo Sabres Schedule	256
Historic Look	251-253
How To Figure	247
Key Dates, 1999-2000	163
Marine Midland Arena	254
Media Information	244
Medical Glossary	248-250
NHL Staff Directory	245
NHL Directory, by Teams	246
Radio-Television Information	243
Ticket Information	255





JOHN J. RIGAS Chairman of the Board

John Rigas, born in 1924 in Wellsville, New York, is the founder, Chairman, Chief Executive Officer and President of Adelphia Communications Corporation. He is also President of each of the Corporations' subsidiaries. Rigas assumed his current position as Chairman of the Board of Niagara Frontier Hockey Management Corporation on June 25, 1998 taking over from Northrup R. Knox.

After serving in the Armored Infantry Division of the United States Army during World War II (1943-1946), Mr. Rigas attended Rensselaer Polytechnical Institute, graduating in 1950 with a B.S. in Management Science.

A cable industry pioneer, John Rigas started his first cable system in 1952 in the north central Pennsylvania community of Coudersport. At this time, according to records of the cable industry museum, there were only 60 cable systems in operation across the nation. Together with his brother Gus, he owned, constructed and managed his second cable television system in his hometown of Wellsville, New York.

From these beginnings, the two brothers steadily acquired cable systems in communities throughout Western Pennsylvania and Western New York State. In 1972, they incorporated their holdings into Adelphia Communications Corporation. "Adelphia" is the Greek word for "brothers," signifying the Rigas brothers' Greek heritage and business partnership. Although Gus sold his interest in Adelphia in 1983, another generation of Rigas brothers is now involved in the Company, making the name "Adelphia" as appropriate as ever.

Still headquartered in Coudersport, Adelphia, through its subsidiaries and affiliates, today serves over two million subscribers in 13 states. Primary geographical clusters are located in the suburbs of Buffalo, Pittsburgh and Philadelphia; in the Miami and West Palm Beach areas of Florida; in Ocean County, New Jersey; and in Massachusetts, Ohio, Michigan, Vermont and Virginia. Adelphia became a public company in 1986; however the Rigas family retains 80 percent stock ownership. Adelphia also has a subsidiary company, Adelphia Business Solutions, Inc., which provides competitive access and telephony services in partnership with Adelphia systems and other cable operators.

Mr. Rigas has served two separate terms on the Board of Directors of the National Cable Television Association, from approximately 1975 to 1981, and then from 1986 to the present. He is a member of the Board for C-Span, the Cable Advertising Board (CAB) and the Kaitz Foundation. A member of the Board of Directors of the Pennsylvania Cable Television Association for fifteen years, he served as President from 1969 through 1970. He is also a member of the NCTA Pioneers Club. He was inducted into the Hall of Fame of *Broadcasting and Cable Magazine* in November 1995.

Deeply committed to community needs, John Rigas has devoted much of his time to civic activities. He is a member of the Board of the Citizens Trust Company, a Coudersport bank, a position he has held since 1968, acting as Chairman since 1982. He served as Chairman of the Board for thirteen of his thirty year tenure as a Director of the Charles Cole Memorial Hospital in Coudersport. He is currently serving as Treasurer of the Board, and Chairman of the Finance and Physician Recruitment Committees. He is a former Trustee of Mansfield University in Mansfield, PA and of St. Bonaventure University in St. Bonaventure, NY (1984 to 1998). He has been a member of the Coudersport Rotary Club for over forty years, serving as Club President in 1969-70. He holds memberships in the Coudersport Chapter of the American Legion; F&AM Lodge 230, Wellsville, NY; the Coudersport Consistory; and the Jaffa Temple of Altoona, PA.

Mr. Rigas has received honorary doctorate degrees from St. Bonaventure University (1996), Clarion University (1997), and Gannon University (1998); the Thirty Third and Last Degree of the Ancient Accepted Scottish Rite of Freemasonry and Honorary Membership in the Supreme Council; the Benjamin Rush Award for service performed in the health field (1978); the Humanitarian Award from Chapel of the Four Chaplains of Valley Forge for his work on behalf of Pennsylvania veterans (1992); the American Hellenic Institute Award (1996); the Ellis Island Medal of Honor Award from the Ethnic Coalition of Organizations, Inc., an award recognizing professional and patriotic contributions and paying tribute to the immigrant experience (1998); the Renaissance Man-of-the-Year Award from the Buffalo Renaissance Foundation (1998); the National Fraternity of Phi Mu Delta Distinguished Alumni Chapter Award (1998); the RPI Entrepreneur-of-the-Year Award (September 1998); and the 1998 Spirit of Wellsville Award (Wellsville, NY, is Mr. Rigas' hometown). He has had athletic fields named after him in Coudersport, PA and Wellsville, NY.

During the 1998-99 NHL season as the Sabres were heading to the Stanley Cup Finals, John was busy taking care of off-ice developments. He was preparing for his daughters wedding on October 3rd, and underwent heart bypass surgery on March 17th. John and his sons Timothy, Michael, and James were also growing their cable television empire. In a span of four months, Adelphia Cable

Communications spent \$8.5 billion to acquire Century Communications in New Canaan, Conn, FrontierVision Partners in Denver, and Harron Communications in Philadelphia. The acquisitions succeeded in doubling Adelphia's subscriber base to nearly five million households, ranking it as the sixth largest cable company in the United States. To further promote Adelphia's name and services, the company purchased the naming rights to the stadium housing the NFL's Tennessee Titans, and named the facility "Adelphia Coliseum."

The Rigas family involvement extends beyond the cable industry, as they are also spearheading a plan to redevelop the Buffalo waterfront based around the construction of a new Adelphia operations center. One local developer marveled that in a short time "the Rigases and Adelphia are already an influential corporate citizen of Western New York." The Rigas family also announced in August the establishment of the Adelphia Showcase School program. The program is designed to allow teachers and students from different Buffalo city schools to more easily communicate with each other through a new fiber-optics system. Adelphia kicked off the program with an initial investment of nearly one million dollars. Mr. Rigas resides in Coudersport with his wife, Doris. They have four children, three of whom - Michael, Timothy, and James - are actively involved in the management of Adelphia. The fourth, Ellen, resides in New York City, where she is pursuing a career in the field of entertainment.

PARTNERSHIP BOARD


BOARD OF NIAGARA FRONTIER HOCKEY MANAGEMENT CORP. - GENERAL PARTNER

Chairman of the Board John J. Rigas
Vice Chairman of the Board & Counsel Robert O. Swados
Vice Chairman of the Board Robert E. Rich, Jr.
Chief Executive Officer Timothy J. Rigas
Director Michael J. Rigas
Director James P. Rigas
Director George Strawbridge, Jr.
Director Seymour H. Knox, IV

PARTNERSHIP BOARD OF NIAGARA FRONTIER HOCKEY, L.P.

(includes prior mentioned Executives and Directors)
Edwin C. Andrews Richard W. Rupp
Peter C. Andrews Howard T. Saperston, Jr.
William C. Cox, III Paul A. Schoellkopf
John B. Fisher Joseph T.J. Stewart
George T. Gregory William H. Weeks
John E. Houghton

TIMOTHY J. RIGAS Chief Executive Officer



Timothy Rigas enters his second full season as the Sabres' Chief Executive Officer. While serving in that capacity with the team, he maintains his role as Executive Vice President, Chief Financial Officer, Chief Accounting Officer, and Treasurer of Adelphia Cable Communications and its subsidiaries. He also owns the title of Vice Chairman and Chief Financial Officer of Adelphia Business Solutions (formerly Hyperion Communications), an Adelphia subsidiary that has become a leading competitive local exchange carrier. One cable industry observer has described Timothy as "a real visionary, as creative in financing as anybody in the cable business."

That creativity was tested this past year as Adelphia embarked on an ambitious plan to expand its cable empire. In a span of four months, Adelphia spent \$8.5 billion to acquire Century Communications in New Canaan, Conn., FrontierVision Partners in Denver, and Harron Communications in Philadelphia. The acquisitions succeeded in doubling Adelphia's subscriber base to nearly five million households, ranking it as the sixth largest cable company in the United States. To further promote Adelphia's name and services, the company purchased the naming rights to the stadium housing the NFL's Tennessee Titans, and named the facility "Adelphia Coliseum."

The Rigas family involvement extends beyond the cable industry, as they are also spearheading a plan to redevelop the Buffalo waterfront based around the construction of a new Adelphia operations center. One local developer marveled that in a short time "the Rigases and Adelphia are already a corporate citizen of Western New York." The Rigases also announced in August the establishment of the Adelphia Showcase School program. The program is designed to allow teachers and students from different Buffalo city schools to more easily communicate with each other through a new fiber-optics system. Adelphia kicked off the program with an initial investment of nearly one million dollars.

Timothy first joined the constituent entities that became Adelphia in 1979 after graduating from the University of Pennsylvania's Wharton School with a B.S. Degree in Economics. When he joined Adelphia, the company had a total of 45,000 subscribers, and was generating \$7 million per year. Today, Adelphia boasts annual revenues exceeding two billion dollars.

Timothy, John, Michael and James Rigas each own 25% of the controlling interest of the Buffalo Sabres.

In addition to his work with the Sabres and Adelphia, Timothy is also affiliated with the following organizations: the Pennsylvania Cable Association Legislative Implementations Committee, the Potter County Hospital Authority, the Coudersport Library Board, and the Coudersport Rotary Club.

Timothy, 44, is single and resides in Coudersport, PA.





MICHAEL J. RIGAS Director

Michael Rigas is the Executive Vice President of Operations for Adelpia Cable Communications, and serves on the Board of Directors of Niagara Frontier Hockey Management Corporation. In his role with Adelpia, he oversees all cable television system operations at the corporate level and monitors compliance with federal, state and local laws and regulations.

The number of cable television systems under Michael's supervision grew significantly over the past year when Adelpia acquired Century Communications in New Canaan, Conn., FrontierVision Partners in Denver, and Harron Communications in Philadelphia. The acquisitions succeeded in doubling Adelpia's subscriber base to nearly five million households, ranking it as the sixth largest cable company in the United States. Adelpia's reach now includes footholds in the following regions: Southern California, Colorado, Southeastern Florida, Kentucky, Pennsylvania, New England, New Jersey, New York, Ohio, and West Virginia.

Michael graduated from Harvard Law School after earning an undergraduate degree (Magna Cum Laude) in history from Harvard. He worked for the Washington D.C.-based law firm of Webster, Chamberlain, and Bean for one year before joining Adelpia in 1981.

Michael, John, Timothy and James Rigas each own 25% of the controlling interest of the Buffalo Sabres.

Like his father and his brothers, Michael works with a number of local and regional organizations, including: Cable Television Association (CATA), New York State Cable Television Association (where he serves as Chairman), National Cable Center and Museum, St. Bonaventure University, and Charles Cole Memorial Hospital.

Michael, 45, is single and resides in Coudersport, PA.



JAMES P. RIGAS Director

James Rigas is the Executive Vice President of Strategic Planning at Adelpia Cable Communications, and sits on the Board of Directors of Niagara Frontier Hockey Management Corporation. In his role with Adelpia, James manages the engineering, marketing and customer service aspects of the company. He also plays a critical role in Adelpia's expansion into new lines of business. To that end, James is the Vice Chairman, CEO and Director of Adelpia Business Solutions (formerly Hyperion Communications), which is an Adelpia subsidiary that has become a lead-

ing competitive local exchange carrier.

As the Sabres were heading to the Stanley Cup Finals, James, his father, and his two brothers were growing their cable television empire. In a span of four months, Adelpia spent \$8.5 billion to acquire Century Communications in New Canaan, Conn., FrontierVision Partners in Denver, and Harron Communications in Philadelphia. The acquisitions succeeded in doubling Adelpia's subscriber base to nearly five million households, ranking it as the sixth largest cable company in the United States. To further promote Adelpia's name and services, the company purchased the naming rights to the stadium housing the NFL's Tennessee Titans, and named the facility "Adelpia Coliseum."

After graduating Magna Cum Laude from Harvard, James attended Stanford University, where he earned a juris doctor degree and a master's degree in economics in 1984. He joined Adelpia in 1986 after serving for two years as a consultant with Bain & Co., a management consulting firm.

James, Michael, John and Timothy Rigas each own 25% of the controlling interest of the Buffalo Sabres.

James, 41, and his wife, Dr. Mary Ann Rigas, a pediatrician, are the parents of three children: Christopher Paul, 5; John Michael, 4; and Andrew James. They reside in Coudersport, PA.

DARCY REGIER General Manager



There are few general managers in the NHL who have achieved the success that Darcy Regier enjoyed last season. Not only did Regier manage the Sabres to just their second-ever Stanley Cup Finals appearance, but Buffalo's AHL affiliate the Rochester Americans had an equally rewarding season, reaching the Calder Cup Finals. The overall performance of the two teams prompted *Sports Illustrated* to name Buffalo the NHL's "organization of the year." Now entering his third season as Sabres General Manager, Regier has seen to it that the organization continues its progression by signing Sabres Head Coach Lindy Ruff and Amerks Head Coach Brian McCutcheon to contract extensions.

The Sabres likely would not have been in the Finals last season were it not for some shrewd maneuvers made by Regier late in the year. He began improving the team just 12 days before the trade deadline by acquiring Stu Barnes from Pittsburgh in exchange for Matthew Barnaby. After getting off to a slow start, Barnes scored seven goals in the final 11 playoff games to help push the Sabres to the brink of a championship. Regier orchestrated two more key trades at the deadline, acquiring defenseman Rhett Warrener from Florida, and veteran forward Joe Juneau from Washington. Warrener (age 23) teamed with Jay McKee (age 22) to instantly produce a physical tandem on defense, and one that should excite Sabres fans for years to come. Juneau's playoff experience and offensive skills were influential in helping Buffalo advance to the Stanley Cup.

Prior to joining the Sabres, the 42-year old served in roles with the Islanders as: Director of Hockey Administration, Assistant Coach, and Assistant General Manager. While on Long Island, he supervised the club's amateur development, and saw their International Hockey League affiliate win back-to-back championships (Denver Grizzlies in 1994-95 and then, after moving to Salt Lake City, the Utah Grizzlies in '95-'96). Legendary Islanders' coach Al Arbour, along with Bill Torrey, who served in roles as General Manager, President, Chairman of the Board, and Consultant with New York, were significant contributors to Regier's career as a hockey administrator. Regier left the Islanders organization briefly in the 1991-92 season to serve as an assistant coach with the Hartford Whalers.

Born in Swift Current, Saskatchewan, he was the fifth choice (77th overall) of the California Golden Seals in the 1976 Amateur Draft. He appeared in 26 NHL games over the course of three seasons with the Cleveland Barons and the New York Islanders, totaling two assists and 35 PIM. Regier played parts of eight seasons of professional hockey, and was a member of three championship teams. In 1982, he was named a First Team All-Star with Indianapolis (IHL), where he learned from one of the people he considers an influence on his hockey life, current Detroit Red Wings Senior Vice President Jim Devellano, then the team's GM.

During his playing career, Regier was involved in the early setup of the Professional Hockey Players' Association.

Darcy and his wife Katherine reside in Clarence with their three sons: Jonathan (18), Justin (14), and Jarrett (6).



RON BERTOVICH
Executive Vice
President/Administration

Ron Bertovich was named Executive Vice President/Administration of the Buffalo Sabres and Marine Midland Arena on November 19, 1998, a position he held on an interim basis since April 8, 1998. With the Sabres, Bertovich oversees most non-hockey operations, including marketing, sales, broadcasting, arena athletics, operations and ticket sales. Ron also serves as the governor of the National Lacrosse League's Buffalo Bandits, and is a member of the NLI's executive committee.

Bertovich also holds the title of Executive Vice President of the Empire Sports Network, the television home of the Sabres. He was hired by the regional sports network on February 24, 1994, and was instrumental in the growth of the network, specifically in the area of live sports programming. Besides the 80-plus Buffalo Sabres regular season and playoff games, Empire's program line-up boasts live coverage of several professional sports from throughout Western and Central New York – including teams from the American Hockey League, Triple-A baseball, the National Professional Soccer League, and the National Lacrosse League. The network also broadcasts a package of over 100 college basketball and football games.

Ron also oversaw the introduction of FAN TV and the Empire Sports Report – interview and highlight shows which focus on regional sports stories and produce four hours of live programming each day. On the affiliate side, the network subscriber base has grown to its current total of 1.2 million subscribers throughout Western and Central New York. The staff kept pace with the network's growth, increasing from less than 20 full-time employees to its current level of 80.

Prior to joining the network, Ron served as the Commissioner of the Atlantic 10 Conference from 1986-1994. He was instrumental in creating a comprehensive conference television package that greatly increased exposure for the league's men's and women's basketball teams. Upon his departure, the conference was conducting championships and recognizing scholar-athletes in 18 sports.

Ron graduated from St. Francis (PA) College in 1976 with a degree in Business Management. He has also earned a master's degree in Industrial Relations from St. Francis, and a master's degree in Athletic Administration from Ohio State University. In addition, Ron sits on the board of the Greater Buffalo Sports Hall of Fame and the Buffalo Convention and Visitors Bureau. He is also involved with the upcoming NCAA basketball (March 2000) and hockey (April 2003) championships to be held in Buffalo.

A native of Bentleyville, Pennsylvania, Ron and his wife Cheryl have two daughters: Meghan Lynn (13) and Kimberly Lynn (11). The Bertovich family resides in Getzville, New York.



JOHN CIMPERMAN
Executive Vice President/
Integrated Marketing

John Cimperman was appointed to a dual role as Executive Vice President/Integrated Marketing - Buffalo Sabres and Region Vice President/Sales and Marketing - Adelphia in January, 1999. In the position, Cimperman is responsible for the marketing all of Adelphia's properties in the Western New York region. These properties include Adelphia Communications, the Buffalo Sabres, Empire Sports Network and Media Partners.

Cimperman moved into his role with Adelphia and the Sabres after serving as Vice President/Marketing & Communications with the Los Angeles Kings. With the Kings, Cimperman oversaw various aspects of the organization, including media and community relations, broadcasting, promotions, ticket sales, merchandising and game night entertainment. He also led the design of the Kings' new logos and uniforms, and was instrumental in the negotiation of the \$100 million naming rights deal of the STAPLES Center.

Cimperman moved into the National Hockey League after a four-year stint in the National Basketball Association. He was Vice President/Marketing for the Philadelphia 76ers from 1995-96, and served as Director of Marketing for the Cleveland Cavaliers from 1993-95. Cimperman's duties with the Cavaliers included the marketing campaign for the new Gund Arena. Prior to joining the professional sports ranks, Cimperman spent six years as an account supervisor at WYSE Advertising in Cleveland, Ohio.

A native of Cleveland, Cimperman earned his undergraduate degree at Kent State and received his masters in communications from Cleveland State. John, 36, resides in East Aurora, NY, with his wife, Cathy and two children, Jacob and Hanna.



ED HARTMAN
Executive Vice President/
Finance & Business
Development

Ed Hartman was named Executive Vice President/Finance & Business Development for the Buffalo Sabres and Marine Midland Arena on November 19, 1998. In his position with the Sabres, Hartman oversees the finance and accounting departments, arena event bookings as well as spearheading Adelphia Communications' efforts in the development of Buffalo's Inner Harbor.

In addition to the Sabres, Hartman serves as Vice President of Parnassos, a newly created joint venture between Adelphia and TCI that owns and operates Empire Sports Network and cable television systems in Western New York.

Hartman, who is a CPA, joined Adelphia in 1992 and held the position of Director of Finance prior to his recent appointment. Before joining Adelphia, Hartman served in accounting and consulting positions with Price Waterhouse in Pittsburgh. Hartman spent four seasons in the Pittsburgh Pirates (MLB) organization after being selected in the 1986 amateur draft. Hartman received his BS degree in Accounting from Indiana University of Pennsylvania.

A native of Pittsburgh, Ed and his wife, Lori, have three children: daughters, Katelyn and Abigail, and son, Jason.

EXECUTIVE DEPARTMENT



Kerry Atkinson
Senior Vice President/
Sales



Kevin Billet
Senior Vice President/
Legal & Business Affairs



Christye Peterson
Senior Vice
President/Marketing



Michael Gilbert
Vice President/
Communications



Seymour H. Knox IV
Vice President/
Corporate Relations



John Sinclair
Vice President/
Ticket Sales & Operations





LARRY CARRIERE Assistant to the General Manager

Larry Carriere, "The Hawk", returns for his seventh in the Sabres front office, his fifth in the position of Assistant to the General Manager. Larry works in a variety of roles, but his primary responsibilities are overseeing minor league operations and contracts, as well as professional player development. He is also the Sabres representative on the American Hockey League Board of Governors.

Carriere works closely with developing Sabres players assigned to the team's minor league affiliates: the American Hockey League's Rochester Americans, South Carolina Stingrays of the East Coast Hockey League, and the Broome County (Binghamton) Icemen of the United Hockey League. Last season, the Empire Division champion

Amerks established a franchise-record 111 points and earned a berth in the Calder Cup Finals. The former defenseman was also proud to see Rochester set an AHL-record by allowing just 176 goals in the regular season. Overall, a total of nine different Amerks saw action in a Sabres uniform in 1998-99, including forward Erik Rasmussen. As Vaclav Varada did the year before, Rasmussen was recalled in mid-season and played an important role in the Sabres post-season success. It was the hard-hitting Rasmussen who scored the goal that eliminated the Maple Leafs and sent Buffalo to the Stanley Cup Finals. Other Rochester success stories included: Martin Biron (AHL Goaltender of the Year), Domenic Pittis (AHL scoring title), and defenseman Cory Sarich (All-Rookie Team).

Prior to being named to his current position, Larry was the team's Director of Player Evaluation after serving as a scout for the Sabres in the Quebec region for eight years. He is also fluent in French.

The team's second-round draft choice in 1972, Carriere played 206 games over two stints with the Sabres during his seven-year NHL career. Carriere's playing days with Buffalo ranged from the 1972-73 season through and including the 1974-75 campaign and the Sabres' appearance in the Stanley Cup Finals. Carriere was dealt to the Atlanta Flames before the start of the 1975-76 season and would go on to also play with Vancouver and Los Angeles before returning to Buffalo during the 1977-78 season. He appeared in 416 NHL games, recording 17 goals, 83 assists, 100 points, and 512 penalty minutes.

Carriere graduated from Loyola College in Montreal with a Bachelor of Commerce degree, with a major in Business Administration. He has also studied management at the University of Michigan. Larry and his wife Suzanne live in Williamsville, New York. They have two grown children: Nicholas, a Niagara University hockey player, and Stephanie, a communication arts student at Concordia University in Montreal.



DON LUCE Director of Player Personnel

Don Luce enters his thirteenth season as the Buffalo Sabres Director of Player Personnel, where he oversees the team's 11-person scouting staff. Together they scout the NHL, IHL, AHL, and ECHL, as well as the Canadian junior leagues, American high schools and colleges, and European leagues. The staff's success over the years can be seen in the development of such current Sabres as Curtis Brown (1994 draft pick), Brian Holzinger (1991 draft pick), Jay McKee (1995 draft pick), and Erik Rasmussen (1996 draft pick).

The future of the Sabres looks equally bright. In 1999, *The Hockey News* rated the Sabres as having the second-best group of prospects in the entire NHL, the second straight season they have attained that ranking. Included in that group of prospects is

1997 third round draft pick Maxim Afinogenov who was selected as the top forward at last year's World Junior Championships. *The Hockey News* rated him as the ninth-best overall prospect in the league. Another player who has demonstrated great potential is Rochester Americans goaltender Martin Biron (1995 draft pick). Biron led the Amerks to the Calder Cup finals last season while being named the recipient of the Aldege Bastien Award as the AHL's outstanding goaltender. Don and his staff have also found some gems late in the draft. Brian Campbell was selected in the sixth round in 1997 and finished last year as the top-scoring defenseman in the OHL with 87 points as a member of the Memorial Cup Champion Ottawa 67's. He would eventually be named the CHL Player of the Year and the OHL's Most Outstanding player.

Don first joined the Sabres' front office staff in 1984 when he worked for a year on special assignments and as an assistant coach. He spent the 1985-86 season as an American scout, before taking on his current role in 1987. One of his major accomplishments was his instrumental role in bringing Alexander Mogilny to America in 1989.

A member of the Buffalo Sabres Hall of Fame, Luce originally became a Sabre as part of a trade with Detroit for Joe Daley in 1971. He spent almost 10 full seasons of his NHL career with Buffalo and ranked with Craig Ramsay as two of the league's best penalty-killers throughout the 1970's.

In 1974-75, Don enjoyed arguably his finest season helping the Sabres to the Stanley Cup Finals and establishing two team records which still stand to this day: eight short-handed goals in one season and an incredible +61 plus/minus ranking. He capped the year by being named the winner of the Bill Masterton Memorial Trophy which is given to the NHL player who best exemplifies the qualities of perseverance, sportsmanship, and dedication to hockey.

After a trade to Los Angeles in 1981, Luce went on to play one more season with Toronto before retiring. He appeared in a total of 894 NHL games, registering 225 goals, 329 assists, 554 points, and 364 PIM. Don still ranks in the top 10 with Buffalo in eight career leaders categories.

Don was honored with induction into the Greater Buffalo Sports Hall of Fame in September 1997. He and his wife Diane reside in Williamsville, New York. They have four grown children: Scott, Kim, Kelly, and Kristin.

LINDY RUFF Head Coach



In just his second season as a head coach in the NHL, Lindy Ruff, 39, led the Sabres to their first Stanley Cup Finals in 24 years, and established himself as one of the top young coaches in the league. He was rewarded for his efforts when he signed a multi-year contract extension on September 15, 1999. Ruff's 24 career playoff wins in two seasons make him the all-time winningest Sabres coach in the postseason, surpassing the legendary Scotty Bowman's mark of 18 wins (set over five seasons). He also achieved a new club record in 1999 for the most wins in one playoff year with 14. In the process, Ruff became only the third head coach under the present Stanley Cup Playoff format to lead his team to the Conference Finals in each of his first two seasons (Jean Perron with Montreal in 1986 and 1987; Mike Milbury with Boston in 1990 and 1991). Ruff led Buffalo to a 19-7-5 record to start the 1998-99 season as the Sabres finished the 1998 calendar year (1/1/98-12/31/98) with the second-best record in the NHL. The strong start also earned Lindy the right to coach the World Team in the All-Star Game in Tampa Bay on January 24, 1999. Despite losing the game 8-6, Ruff joined Bowman and Floyd Smith as the only Buffalo coaches to be named head coach of an All-Star Team while with the Sabres.

Hired as the 15th head coach in team history on July 21, 1997, Ruff achieved playoff successes his first year that none of his Sabres predecessors had ever experienced. The 1997-98 squad set a team record with an eight-game postseason winning streak, and tied the old club mark with ten wins in a playoff year. The conference finals appearance was the team's first since 1980, which ironically was Ruff's rookie year with Buffalo.

Ruff joined the Sabres as a second-round (32nd overall) draft pick in 1979 following a distinguished career as a defenseman with Lethbridge (WHL). He made the team at his first training camp and went on to play 63 games for the Sabres during the 1979-80 season, a season which culminated in Ruff being named the team's rookie-of-the-year. Eighteen years later, Ruff still ranks sixth on the Sabres' all-time regular season list in penalty minutes (1,126) and is tied for eleventh in games played (608). In 691 career NHL games, Lindy totaled 105 goals, 195 assists, 300 points, and 1,264 penalty minutes.

In his third season with Buffalo, Ruff was converted to left wing after having played defense throughout his junior career and his first two seasons as a pro. In November 1986, he received perhaps his greatest individual honor as a Sabre when he was named to replace Gil Perreault as team captain after the legend's retirement. Lindy continued to display leadership qualities as a player when he returned to defense in January 1987.

Ruff was traded to the Rangers in 1989, where he played two more seasons with New York before then-Rangers Head Coach Roger Neilson (who had also coached Lindy in Buffalo) advised him to consider coaching. Although disappointed in leaving the NHL, he pursued a role as a player/assistant coach with Rochester, Buffalo's affiliate in the AHL, in the 1991-92 season. Working with former Sabres teammate and then-Rochester Head Coach Don Lever, Ruff helped the young Amerks as a coach on the ice. Ruff took a similar role the following season with the IHL's San Diego Gulls, working under another former Sabres teammate (and current Tampa Bay GM), Rick Dudley.

When expansion hit the NHL again in the 1993-94 season, Head Coach Roger Neilson the man who suggested Lindy pursue a career in coaching tabbed Ruff as one of his assistants for the new Florida Panthers club. As the primary coach of the penalty-killing unit and defensemen, Ruff received accolades for his work with those groups. The over-achieving, hard-working Panthers went all the way to the Stanley Cup Finals in 1996, just their third season in existence.

Lindy and his wife Gaye have been married for 14 years and reside in Clarence with their four children: Brett (10), Eryn (8), and twins Brian and Madeleine (5).

HEAD COACHING RECORD

Season	Team	League	Regular Season					Playoffs		
			W	L	T	PTS	PCT	W	L	PCT
1998-99	Buffalo	NHL	37	28	17	91	.555	14	7	.667
1997-98	Buffalo	NHL	36	29	17	89	.543	10	5	.667



ALL-TIME COACHING RECORDS OF THE SABRES

Coach	Games	Won	Lost	Tied	Pct.
Floyd Smith - 5/74 to 5/77	241	143	62	36	.668
Roger Neilson - 10/80 to 5/81	80	39	20	21	.618
Marcel Pronovost - 10/77 to 12/78	104	52	29	23	.611
Scott Bowman - 6/79 to 5/80, 10/81 to 12/81, 3/82 to 5/85, 1/86 to 11/86	404	210	134	60	.594
Billy Inglis - 12/78 to 6/79	56	28	18	10	.589
Jim Roberts - 12/81 to 3/82	45	21	16	8	.555
Lindy Ruff - 7/97 to 6/99	164	73	57	34	.549
Rick Dudley - 10/89 to 12/91	188	85	72	31	.535
John Muckler - 12/91 to 6/95	268	125	109	34	.530
Ted Sator - 12/86 to 4/89	207	96	89	22	.517
Ted Nolan - 7/95 to 5/97	164	73	72	19	.503
Jim Schoenfeld - 6/85 to 1/86	43	19	19	5	.500
Joe Crozier - 1/72 to 5/74	192	77	80	35	.492
Punch Imlach - 10/70 to 1/72	119	32	62	25	.378
Craig Ramsay - 11/86 to 12/88	21	4	15	2	.238

ALL-TIME COACHING RECORDS OF SABRES IN PLAYOFFS

Coach	Games	Won	Lost	Pct.
Lindy Ruff - 1998; 1999	36	24	12	.667
Scott Bowman - 1980, 1982, 1983, 1984, 1985	36	18	18	.500
Floyd Smith - 1975, 1976, 1977	32	16	16	.500
Roger Neilson - 1981	8	4	4	.500
Ted Nolan - 1997	12	5	7	.417
John Muckler - 1992, 1993, 1994, 1995	27	11	16	.407
Marcel Pronovost - 1978	8	3	5	.375
Rick Dudley - 1990, 1991	12	4	8	.333
Joe Crozier - 1973	6	2	4	.333
Billy Inglis - 1979	3	1	2	.333
Ted Sator - 1988, 1989	11	3	8	.273

SABRES FACT

The following people have served as assistant coaches for the Sabres:

Red Berenson - 1982-83 to 1983-84
Joe Crozier - 1984-85
Don Lever - 1987-88 to 1989-90, 1992-93 to present
Terry Martin - 1995-96
Roger Neilson - 1979-80
Nick Polano - 1981-82
Craig Ramsay - 1984-85 to 1986-87

Mike Ramsey - 1997-98 to present
Jim Roberts - 1979-80 to 1983-84
Barry Smith - 1985-86 to 1988-89
Ron Smith - 1980-81
Paul Theriault - 1996-97
John Tortorella - 1989-90 to 1994-95
John Van Boxmeer - 1990-91 to 1991-92

DON LEVER Associate Coach



Don Lever is back for his tenth season on the Sabres coaching staff, serving his third straight year as the team's Associate Coach. While being involved in all aspects of coaching, Don pays particular interest to the team's power play unit. Power play success played a key role in last season's run to the Stanley Cup Finals as Buffalo went 12-4 in games in which they scored with the man-advantage. In the process, the Sabres established a franchise record with 19 power-play goals in one playoff year, including a stretch where they scored in 13 straight games.

Before reuniting on the Buffalo coaching staff, Don and Lindy Ruff were teammates on the Sabres for two seasons: 1985-86 and 1986-87. In fact, Ruff's first coaching experience came while serving as a player/assistant under Lever with the Amerks in 1991-92. Ruff represents the fifth head coach Lever has worked with as a Sabres' assistant coach, having also served with Ted Sator, Rick Dudley, John Muckler, and Ted Nolan.

Lever, 47, who was known as a defensive specialist during his playing days, began his coaching career as a Sabres assistant in the 1987-88 season. He then served as the head coach of the Rochester Americans from 1990-1992, before returning to Buffalo as an assistant for the 1992-93 season.

In 1990-91, Lever's first season as coach of the Amerks, he earned AHL Coach of the Year honors after Rochester went to the Calder Cup finals following a league-best 45-26-9 regular season. Lever also played for Rochester in 1985-86 and 1986-87, winning the Calder Cup in the role of player-coach in his final pro season.

Don played his junior hockey in nearby Niagara Falls, Ontario. After scoring 126 points in 63 games for the OHL's Flyers, he was the first draft choice (and third pick overall) of the Vancouver Canucks in 1972. Don was traded to Atlanta in February 1980 after eight seasons with the Canucks, and moved with the Flames to Calgary that summer. He was dealt to Colorado in 1981, and again was a part of a franchise shift as the Rockies became the New Jersey Devils in 1982. The Sabres acquired his rights from the Devils on September 9, 1985, and he spent two seasons as a player in Buffalo's organization. In 1,020 NHL games, he accumulated 313 goals, 367 assists, 680 points, and 593 PIM.

Don and his wife Karen live in Amherst, New York with their three children: Michael (18), Sarah (16) and Caitlin (14).

MIKE RAMSEY Assistant Coach



Mike Ramsey enters his third season as assistant coach with the Buffalo Sabres, where his primary responsibilities are working with the team's defense and penalty killing units. The results of Ramsey's work could be seen last season by the development of Jay McKee (age 22) and Rhett Warrener (age 23) into one of the top young defensive tandems in the league. McKee and Warrener would go on to finish in the top three of the entire NHL in the plus/minus ratings for the 1999 playoffs. The penalty killing unit also excelled last year, finishing seventh in the NHL during the regular season. The unit continued its strong play in the postseason by scoring four shorthanded goals to set a Sabres single-season playoff record.

Of his 18 seasons in the league, 14 were spent with the Sabres (1979-80 - 1992-93), including ten seasons with Lindy Ruff. In fact, "Rammer" was Buffalo's first-round pick in the 1979 NHL Entry Draft and Ruff was the team's second round pick that year.

The Minneapolis, Minnesota native enjoyed a very successful playing career which included participation in four NHL All-Star Games and Rendez-Vous '87. Perhaps his most memorable experience took place in 1980 when Mike was a member of the U.S. Olympic hockey team which upset the Soviet Union and subsequently won the gold medal.

Mike left the Sabres in a March 1993 trade to Pittsburgh (for Bob Errey) and eventually finished his career with the Detroit Red Wings. He went to the 1995 Stanley Cup Finals with Detroit and made a brief two-game comeback during the 1996-97 season before hanging up his skates. He still ranks third on the Sabres all-time regular season games played list with 911. In 1,070 career NHL games, Ramsey totaled 79 goals, 266 assists, 345 points, and 1,012 penalty minutes.

Mike owns a sporting goods store called "Gold Medal Sports" in his native Minnesota. He and his wife Jill have three children: Rachel (6), Hannah (5), and Jack (3).



DOUG McKENNEY Strength & Conditioning Coach

Doug McKenney returns for his fifth season on the Sabres' coaching staff. His duties with the team include working on strength and conditioning programs with both the NHL club and the AHL affiliate Rochester Americans, Sabres draft choices, as well as in conjunction with Buffalo's Director of Player Personnel Don Luce on potential draftees. He also works with a physical therapist and team doctors on the rehabilitation

of all injured players.

McKenney, 40, was named the team's first-ever Strength and Conditioning Coach in July 1995 and has been steadily improving the team's performance levels ever since. A major reason behind the Sabres' success of last season was the team's ability to stay healthy. The 1998-99 Sabres finished the regular season with just 110 man-games lost to injury, the lowest mark since 1981-82. Another area where the results of Doug's work could be seen was in the team's third period performance, where last season the Sabres outscored their opponents 71-47.

Since it is difficult to conduct intense training during the season, McKenney places a special emphasis on teaching players nutrition. He has even developed recommended menus for local restaurants and chains, which players can consult to help make smart food choices. McKenney also utilizes computer software to analyze each player's food intake and make suggestions on how they can improve their diets. Before the players leave for the offseason, Doug, in conjunction with the hockey department, devises a conditioning manual and video tailored to each player's individual needs. For those players who remain in Buffalo, McKenney supervises their off-season conditioning and skating programs.

For the fourth straight summer, McKenney and Luce ran a mini-camp for the team's top prospects. This unique program consists of physical workouts as well as seminars in nutrition, understanding the media, drug and alcohol awareness, and other lifestyle instruction. Many of the organization's top prospects participated in the six week program this past year.

McKenney joined the Sabres in June 1995 after serving as the Hartford Whalers strength and conditioning coach for six years. He served in the same capacity for the Pittsburgh Penguins the four years prior.

A 1981 graduate of Springfield College, McKenney taught two years of physical education at Dover High School in New Hampshire and served on the coaching staff of the school's football team. He subsequently obtained his master's degree in exercise physiology at Mississippi State University.

Doug and his wife Suzanne reside in Hamburg, New York with their two children, sons Matthew (12) and Neil (10).

COACHING STAFF



Jim Corsi
Goaltender Coach



Jeff Holbrook
Administrative
Assistant Coach



Dennis Cole
Assistant Strength
Coach

SCOUTING DEPARTMENT



Jim Benning
Director of
Amateur Scouting



Terry Martin
Director of Pro
Scouting



David Volek
Director of
European
Amateur Scouting



Kevin Devine
Western Pro Scout



Frank Effinger
Eastern Pro Scout



Don Barrie
Ontario
Amateur Scout



Paul Merritt
New England
Amateur Scout



Mike Racicot
Quebec/Maritimes
Amateur Scout



Rudy Migay
College/Junior
Amateur Scout



Darryl Plandowski
Western Amateur
Scout

SCOUTING (Cont.)



Bo Berglund
Sweden/Finland
Amateur Scout



Jim Pizzutelli
Head
Trainer/Massage
Therapist



Rip Simonick
Head Equipment
Manager



George Babcock
Assistant Equipment
Manager

TRAINERS/EQUIPMENT

MEDICAL STAFF



Dr. John Marzo
Club Doctor



Dr. John Butsch
Club Doctor
Emeritus



Dr. Les Bisson
Orthopedic



Dr. William Hartrich
Doctor



Dr. Nicholas Aquino
Doctor



Dr. Steve Jensen
Oral Surgeon



Dr. Daniel Yustin
Dentist



Joe Acquino
Physical Therapist

SABRES COMMUNICATIONS DEPARTMENT



MICHAEL GILBERT

Vice President/Communications

Michael Gilbert, who joined the Sabres organization as Director of Communications, was promoted to Vice President/Communications on November 19, 1998. Gilbert oversees the Communications Department for the Sabres, as well as for the Buffalo Bandits (NLL) and all amateur athletics. He is entering his third year with the club after joining the Sabres on September 2, 1997. Prior to joining the Sabres, Michael was the Director of Public Relations for the New Jersey Devils from 1995-1997. He was part of a staff in New Jersey that earned the Professional Hockey Writers' Association's Dick Dillman Award for excellence in public relations for the 1996-97 season.

Gilbert's success followed him to the Sabres where the Communications Department there was acknowledged with the Dillman Award in 1997-98. Before his move to the NHL, Michael was the Assistant Director of Public Relations for the NFL's Philadelphia Eagles for four years (1991-95), assisting with the day-to-day operations of that team's PR department. Michael's football background also includes stints as Assistant Director of Public Relations for the Raleigh-Durham Skyhawks of the WFLA (1990) and as a Graduate Assistant with the Buffalo Bills (1988-90). The move to the Sabres represented a homecoming for Gilbert, who grew up in the Buffalo suburb of Tonawanda. Michael graduated from Canisius College in Buffalo with degrees in Communications and History. He and his wife Amy reside in Amherst, New York, with their son, Mark.



GIL CHORBAJIAN

Director of Media Relations

This season represents Gil's sixth full season with the Sabres, and fifth in his current role of Director of Media Relations. He joined the team as a Graduate Assistant prior to the start of the 1994-95 season and was named to his present position at the conclusion of that year. Along with Michael, he was part of a staff which was recognized with the Professional Hockey Writers' Association's Dick Dillman Award for public relations achievement in 1997-98. In Gil's role with the team, he serves as a liaison between the Sabres organization and the media. He is primarily responsible for arranging interviews, coordinating press conferences, writing press releases and assisting in game-

day operations. A native of Albany, New York, he graduated from Hamilton (NY) College with a major in English and a minor in mathematics. Gil received his master's degree in sport management in 1994 from the University of Massachusetts.



GREGG HULLER

Communications Coordinator

Gregg enters his first season with the Sabres as the team's Communications Coordinator. Last year he served as the Sabres' graduate assistant in the Communications Department, editing the team's game program, assisting in press box operations, and working on the press notes. In his role with the Sabres, Gregg oversees all publications, including the media guide, yearbook, game program and press notes. He also assists in the maintenance of the team's web site, and works as the Sabres' contact for the NHL's real-time scoring system. Gregg graduated from University at Buffalo in 1994 with a bachelor's degree in U.S. History, and went on to receive his master's degree in sports

administration from Canisius College in 1998.


1999-2000 COMMUNICATIONS DEPARTMENT

Graduate AssistantKevin Wiles

Interns.....Scott Schranz, Kim Allen, and Moira Reagan

The PLAYERS

1999-2000



Stu BARNES

Center

41



CAREER GAME HIGHS


Goals: 3 (11/11/91 vs. Los Angeles; 1/10/98 vs. New Jersey)
 Assists: 3 (10/12/96 vs. Hartford; 3/21/98 vs. Philadelphia)
 Points: 3, twelve times
 Penalty Minutes: 10 (4/10/96 vs. Tampa Bay)
 Longest Point Streak: 8 games, 3+6=9 (1/23/95 to 2/4/95)

REGULAR SEASON

PLAYOFFS

Season	Team	League	GP	G	A	TP	+/-	PIM	PP	SH	GW	GT	S	S%	GP	G	A	TP	PIM
1987-88	N. W. Minster	WHL	71	37	64	101	—	88	—	—	—	—	—	—	5	2	3	5	6
1988-89	Tri-City	WHL	70	59	82	141	—	117	—	—	—	—	—	—	7	6	5	11	10
1989-90	Tri-City	WHL	63	52	92	144	—	165	—	—	—	—	—	—	7	1	5	6	26
1990-91	Canada	Nat-Tm	53	22	27	49	—	68	—	—	—	—	—	—	—	—	—	—	—
1991-92	Winnipeg	NHL	46	8	9	17	-2	26	4	0	0	0	75	10.7	—	—	—	—	—
	Moncton	AHL	30	13	19	32	—	10	—	—	—	—	—	—	11	3	9	12	6
1992-93	Winnipeg	NHL	38	12	10	22	-3	10	3	0	3	0	73	16.4	6	1	3	4	2
	Moncton	AHL	42	23	31	54	—	58	—	—	—	—	—	—	—	—	—	—	—
1993-94	Winnipeg	NHL	18	5	4	9	-1	8	2	0	0	0	24	20.8	—	—	—	—	—
	Florida	NHL	59	18	20	38	5	30	6	1	3	0	148	12.2	—	—	—	—	—
1994-95	Florida	NHL	41	10	19	29	7	8	1	0	2	0	93	10.8	—	—	—	—	—
1995-96	Florida	NHL	72	19	25	44	-12	46	8	0	5	2	158	12.0	22	6	10	16	4
1996-97	Florida	NHL	19	2	8	10	-3	10	1	0	0	1	44	4.5	—	—	—	—	—
	Pittsburgh	NHL	62	17	22	39	-20	16	4	0	3	2	132	12.9	5	0	1	1	0
1997-98	Pittsburgh	NHL	78	30	35	65	15	30	15	1	5	0	196	15.3	6	3	3	6	2
1998-99	Pittsburgh	NHL	64	20	12	32	-12	20	13	0	3	0	155	12.9	—	—	—	—	—
	Buffalo	NHL	17	0	4	4	1	10	0	0	0	0	25	.0	21	7	3	10	6
	NHL Totals		514	141	168	309	-25	214	57	2	24	5	1123	12.5	60	17	20	37	14
	Sabre Totals		17	0	4	4	1	10	0	0	0	0	25	.0	21	7	3	10	6

Multi-Point Games: 3 (1991-92), 4 (1992-93), 7 (1993-94), 5 (1994-95), 10 (1995-96), 12 (1996-97), 18 (1997-98), 8 (1998-99 - All with Pittsburgh) Total: 67



BORN: December 25, 1970; Spruce Grove, Alberta
HEIGHT: 5'11" **WEIGHT:** 186
SHOOTS: Right
LAST AMATEUR CLUB: Canada (National Team)
HOW ACQUIRED: Acquired on March 11, 1999, from Pittsburgh in exchange for Matthew Barnaby.

1998-99: Appeared in 64 games with Pittsburgh before being acquired in exchange for Matthew Barnaby (RW) on March 11, 1999...Finished first on Buffalo with 13 power-play goals...In 500th NHL game, recorded first point as Sabre by setting up Miroslav Satan's (L/RW) OT goal (on PP) in 3-2 win at N.Y. Rangers (3/19)...Was +1 in first game with Buffalo in 3-1 win vs. Boston (3/13)...With Pittsburgh: Goal vs. Vancouver (2/11) marked 300th career point...Recorded third hat trick of career in 5-4 loss at Washington (11/25)...Equaled career high for points in one game with three (2+1=3) at Calgary (10/28)...**In 1999 Playoffs:** Tied for first in league with four power-play goals...Set career-high and tied team lead with seven goals...Scored Sabres' opening goal in 3-2 overtime win in Game One at Dallas (6/8)...Had at least one point (4+2=6) in four straight postseason games (5/23-5/29)...Scored GWG (on PP) in 4-2 win in Game Three vs. Toronto (5/27)...Figured in all three goals by Sabres (2+1=3, all on PP) in Game Two at Toronto (5/25)...Two scores in Game Two of ECF tied Sabres' playoff record for most power-play goals by player in one game...Scored power-play goal in 5-4 win in Game One at Toronto (5/23), marking first goal with Sabres (regular season or postseason).

CAREER: 1997-98: Set career highs in goals (30), assists (35) and points (65) while with Pittsburgh...Led Penguins and tied for third in NHL with 15 power-play goals...Ranked third on team with 27 power-play points (15+12=27)...Was plus-or-even player in 56 of 78 games (71.8%)...Led team with 58% face-off percentage...Had three four-game point streaks: November 22-29 (3+3=6); January 28-February 2 (3+4=7) and February 7-March 2 (4+2=6)...Was second on team with six points (3+3=6) in playoffs...Tallied three points (2+1=3), including game-winning goal in 4-1 win in Game Two vs. Montreal (4/25)...**1996-97:** Played in 62 games with Pittsburgh, collecting 39 points (17+22=39), four power-play goals and three game-winning goals...In 19 games with Florida, tallied ten points (2+8=10), with one power-play goal...Posted nine multi-point games with Penguins...Had season-high six-game point streak from December 30-January 11 (3+3=6)...Credited with three assists for Panthers vs. Hartford (10/12)...Collected 200th NHL point with goal at Phoenix (3/12)...Tallied one assist in playoffs, appearing in all five games...Was acquired by Penguins from Florida along with Jason Woolley in exchange for Chris Wells on November 19...**1995-96:** Ranked sixth on Florida Panthers in goals and points (19+25=44)...Scored five game-winning goals to rank third on team and was tied for fourth with eight power-play goals...Tied for second on Panthers in playoffs scoring with 16 points (6+10=16) in 22 games, leading team in assists and plus/minus (+10)...**1994-95:** Tied for team lead in points (10+19=29) and finished second on Panthers with +7 rating...Collected 100th point of career vs. Ottawa (2/15)...**1993-94:** Split season between Winnipeg and Florida, recording 47 points (23+24=47) in 77 games...Acquired by Florida from Winnipeg on November 26 in exchange for Randy Gilhen...**1992-93:** Played in 38 games with Winnipeg, collecting 22 points (12+10=22)...Tallied 54 points (23+31=54) in 42 games with Moncton (AHL)...Played in six playoff games with Jets, recording four points (1+3=4)...**1991-92:** Played in 46 games with Jets...Also appeared in 30 games with Moncton (AHL)...Played in first NHL game for Winnipeg vs. Los Angeles (10/4)...Scored first NHL goal (Mike Liut) vs. Washington (10/27)...Recorded first hat trick of career in 6-2 win vs. Los Angeles (11/11)...**1988-89:** Was named Second-Team WHL All-Star after posting 141 points (59+82=141) in 70 games for Tri-City...Selected by Winnipeg in first round (4th overall) of 1989 Entry Draft...Only Mats Sundin (Quebec), Dave Chyzowski (N.Y. Islanders) and Scott Thornton (Toronto) were selected ahead of Barnes.

BARNES VS. NHL

Team	GP	G	A	TP	PIM
Anaheim	11	2	6	8	2
Boston	25	7	7	14	4
Buffalo	24	3	7	10	10
Calgary	19	6	12	18	10
Carolina	27	9	13	22	6
Chicago	12	1	1	2	10
Colorado	17	4	5	9	8
Dallas	13	2	2	4	8
Detroit	13	2	4	6	6
Edmonton	18	6	6	12	4
Florida	14	2	3	5	4
Los Angeles	15	6	1	7	8
Montreal	29	12	6	18	14
Nashville	1	0	0	0	2
New Jersey	27	10	8	18	6
N.Y. Islanders	30	7	12	19	8
N.Y. Rangers	26	3	6	9	12
Ottawa	24	11	10	21	18
Philadelphia	31	5	10	15	12
Phoenix	11	9	5	14	8
Pittsburgh	16	3	5	8	6
San Jose	16	3	7	10	8
St. Louis	13	3	1	4	2
Tampa Bay	23	7	9	16	16
Toronto	16	8	4	12	6
Vancouver	15	3	8	11	8
Washington	28	7	10	17	6
NHL Totals	514	141	168	309	214

PERSONAL: Stu and wife, Julie, have one daughter, Reily.



Curtis BROWN

Center/Left Wing

37

CAREER GAME HIGHS

Goals: 2, two times
Assists: 2, several times
Points: 3, two times
Penalty Minutes: 4, several times
Longest Point Streak: 4 games, two times (most pts. of two: 3+4=7, 2/19/99 to 2/26/99)



REGULAR SEASON

PLAYOFFS

Season	Team	League	GP	G	A	TP	+/-	PIM	PP	SH	GW	GT	S	%	GP	G	A	TP	PIM
1992-93	Moose Jaw	WHL	71	13	16	29	—	30	—	—	—	—	—	—	—	—	—	—	—
1993-94	Moose Jaw	WHL	72	27	38	65	—	82	—	—	—	—	—	—	—	—	—	—	—
1994-95	Moose Jaw	WHL	70	51	53	104	—	63	—	—	—	—	—	—	10	8	7	15	20
	Buffalo	NHL	1	1	1	2	2	2	0	0	0	0	4	25.0	—	—	—	—	—
1995-96	Moose Jaw	WHL	25	20	18	38	—	30	—	—	—	—	—	—	—	—	—	—	—
	Canada	WJC-A	5	0	1	1	—	2	—	—	—	—	—	—	—	—	—	—	—
	Prince Albert	WHL	19	12	21	33	—	8	—	—	—	—	—	—	18	10	15	25	18
	Buffalo	NHL	4	0	0	0	0	0	0	0	0	0	1	0.0	—	—	—	—	—
	Rochester	AHL	—	—	—	—	—	—	—	—	—	—	—	—	12	0	1	1	2
1996-97	Buffalo	NHL	28	4	3	7	4	18	0	0	1	0	31	12.9	—	—	—	—	—
	Rochester	AHL	51	22	21	43	17	30	7	0	3	0	137	16.1	10	4	6	10	4
1997-98	Buffalo	NHL	63	12	12	24	11	34	1	1	2	1	91	13.2	13	1	2	3	10
1998-99	Buffalo	NHL	78	16	31	47	23	56	5	1	3	3	128	12.5	21	7	6	13	10
	NHL Totals		174	33	47	80	40	110	6	2	6	4	255	12.9	34	8	8	16	20
	Sabre Totals		174	33	47	80	40	110	6	2	6	4	255	12.9	34	8	8	16	20

Multi-Point Games: 1 (1994-95), 0 (1995-96), 1 (1996-97), 2 (1997-98), 9 (1998-99) Total: 13



BORN: February 12, 1976; Unity, Saskatchewan
HEIGHT: 6'0" **WEIGHT:** 190
SHOOTS: Left
LAST AMATEUR CLUB: Prince Albert (WHL)
HOW ACQUIRED: Buffalo's second-round choice (43rd overall) in 1994 NHL Entry Draft.

1998-99: Set career-highs in goals, assists, and points...Named by Buffalo chapter of Professional Hockey Writers' Association as Sabres' nominee for Bill Masterton Memorial Trophy (3/29)...Tied for league lead with three game-tying goals...Finished fourth in team scoring...Recorded two assists vs. Tampa Bay (3/11), tying career-high for assists in one game (2, now done 6 times)...Was ninth multi-point game of season (13th of career)...Had four-game point streak (3+4=7) from vs. San Jose (2/19) to at Edmonton (2/26), which matched longest streak of career...Recorded goal in 2-2 tie at Calgary (2/24), tying longest goal streak of career (3 games, 3 goals)...Had goal and two assists (1 on GWG) in 4-2 win vs. San Jose (2/19), tying career highs for points (3, now done twice) and assists...Redirected shot from Jason Woolley (D) for GTG (on PP) at 10:34 of third period in 1-1 tie vs. Phoenix (1/26)...Was fourth GTG of career...Equalled career best for assists in one game with two vs. Anaheim (1/1)...Had four-game point streak (2+3=5) from at Boston (12/12) to at Carolina (12/21), matching longest streak of career...Tied career high for assists in one game with two at Boston (12/12)...Matched career best for scores in one game by netting both Sabre goals in 2-2 tie at St. Louis (12/8), including GTG (on PP) in third period...Marked only second multi-goal game of career...Set career high for points in one game with three-point performance (1+2=3) at Tampa Bay (11/29), while also tying game high for assists...Recorded two assists in 6-1 win vs. Chicago (11/14), setting career high for assists in one game...Scored while short handed for game-tying goal in 2-2 decision vs. Ottawa (11/10)...Marked second short-handed goal of career...Played in 100th Sabres/NHL game in 4-3 win at Montreal (10/17)...In 1999 Playoffs: Third on team in playoff scoring with thirteen points (7+6=13)...Tied for first on team with seven goals...Tied for third in league with three game-winning goals...Had at least one point (2+2=4) in four straight games (5/27/99 to 6/8/99)...Recorded assist on Jason Woolley's (D) overtime goal in 3-2 win in Game One at Dallas (6/8)...Had at least one point (3+2=5) in four straight playoff games (5/14/99 to 5/23/99), including goal in each of final three games of streak...Netted Sabres' fourth score and assisted on game-winning goal in 5-4 win in Game One at Toronto (5/23)...Was second multi-point game this postseason (3rd of playoff career)...Recorded series-winning score in 3-2 victory in Game Six vs. Boston (5/18), tying Sabres' record for most game-winning goals in one playoff year (record 3: Rene Robert, 1975; Michal Grosek, 1998)...Scored power-play goal 37 seconds into Game Five at Boston (5/16), marking Sabres' fastest goal from opening face-off of playoff game (surpassed: 0:58 by Joe Juneau, 4/23/99 at Ott)...Recorded first GWG of postseason career in 2-1 win in Game One at Ottawa (4/21).

BROWN VS. NHL

Team	GP	G	A	TP	PIM
Anaheim	6	1	2	3	0
Boston	11	3	4	7	10
Calgary	4	2	1	3	0
Carolina	11	2	2	4	6
Chicago	3	0	2	2	10
Colorado	6	3	1	4	2
Dallas	5	0	1	1	6
Detroit	4	1	1	2	0
Edmonton	6	1	2	3	4
Florida	11	1	4	5	18
Los Angeles	4	1	0	1	0
Montreal	10	2	2	4	6
Nashville	2	0	1	1	0
New Jersey	9	2	4	6	8
N.Y. Islanders	7	1	0	1	8
N.Y. Rangers	9	0	1	1	2
Ottawa	11	2	1	3	2
Philadelphia	9	1	1	2	0
Phoenix	3	1	0	1	2
Pittsburgh	9	1	1	2	4
San Jose	4	1	5	6	2
St. Louis	4	3	1	4	6
Tampa Bay	7	2	5	7	6
Toronto	8	2	3	5	6
Vancouver	4	0	2	2	2
Washington	7	0	1	1	2
NHL Totals	174	33	47	80	110

CAREER: 1997-98: More than doubled career output (5+4=9 over first three seasons) with 12 goals and 12 assists...Was even or plus in 43-game span (in games played from 12/12 vs. Car. to 4/13 vs. Phi.), and was +17 over that time frame...Recorded first multi-goal game of career with two at Colorado (10/28)... Recorded first short-handed goal of career with six seconds left in first period vs. Philadelphia (4/13), tying game that Sabres eventually won 2-1...Had four-game point streak (3+1=4) from vs. Carolina (4/8) to vs. Philadelphia (4/13), including goal in each of last three games of streak...1998 playoffs, played in first postseason game of career at Philadelphia (4/22)...Recorded first points of playoff career with two assists in 6-3 win vs. Montreal (5/10), including one on deciding goal...Scored first goal of postseason career (on PP) in 5-4 double-OT win in Game Three at Montreal (5/12)...1996-97: Appeared in all of Sabres' first 28 games before being reassigned to Rochester for remainder of season...Recorded all seven of points (4+3=7) on road, where Brown was also +7...Scored game-winning goal (first of career) in Sabres' 4-2 win at St. Louis (11/1)...Named Bauer AHL Rookie of Month for March (15 GP, 8+11=19)...In regular season, finished third among Amerks in plus/minus (+17) and fourth in power-play goals (7)...Nine points (4+5=9) ranked him third on Amerks in playoff scoring...1995-96: Played for Calder Cup Champion Rochester Americans following final season in junior hockey...Represented Team Canada at 1996 World Junior Championships...1994-95: Made NHL debut in regular season finale vs. New Jersey (5/3), recording first NHL goal, assist, point(s), and multi-point game...Named to WHL East All-Star First Team...Led Moose Jaw in scoring.

PERSONAL: Single...Finished 5th in voting for the Frank J. Selke Award in 1999.



Randy CUNNEYWORTH

Left Wing

17



CAREER GAME HIGHS

Goals: 4 (3/3/87 at Quebec)
Assists: 4 (1/10/88 at Detroit)
Points: 4, five times (last, 2/26/96 at St. Louis)
Penalty Minutes: 27 (2/11/89 at Quebec; 12/4/93 vs. Pittsburgh)
Longest Point Streak: 7 games, 5+7=12 (11/25/87 to 12/11/87)

Season	Team	League	REGULAR SEASON													PLAYOFFS				
			GP	G	A	TP	+/-	PIM	PP	SH	GW	GT	S	%	GP	G	A	TP	PIM	
1979-80	Ottawa	OHA	63	16	25	41	—	145	—	—	—	—	—	—	—	—	—	—	—	—
1980-81	Buffalo	NHL	1	0	0	0	0	2	0	0	0	0	1	0.0	—	—	—	—	—	—
	Rochester	AHL	1	0	1	1	—	2	—	—	—	—	—	—	—	—	—	—	—	
	Ottawa	OHA	67	54	74	128	—	240	—	—	—	—	—	—	—	—	—	—	—	
1981-82	Buffalo	NHL	20	2	4	6	-3	47	0	0	0	0	33	6.1	—	—	—	—	—	
	Rochester	AHL	57	12	15	27	—	86	—	—	—	—	—	—	9	4	0	4	30	
1982-83	Rochester	AHL	78	23	33	56	—	111	—	—	—	—	—	—	16	4	4	8	35	
1983-84	Rochester	AHL	54	18	17	35	—	85	—	—	—	—	—	—	17	5	5	10	55	
1984-85	Rochester	AHL	72	30	38	68	—	148	—	—	—	—	—	—	5	2	1	3	16	
1985-86	Pittsburgh	NHL	75	15	30	45	12	74	2	2	2	0	134	11.2	—	—	—	—	—	
1986-87	Pittsburgh	NHL	79	26	27	53	14	142	3	2	5	0	169	15.4	—	—	—	—	—	
1987-88	Pittsburgh	NHL	71	35	39	74	13	141	14	0	6	0	229	15.3	—	—	—	—	—	
1988-89	Pittsburgh	NHL	70	25	19	44	-22	156	10	0	1	0	163	15.3	11	3	5	8	26	
1989-90	Winnipeg	NHL	28	5	6	11	-7	34	2	0	1	0	51	9.8	—	—	—	—	—	
	Hartford	NHL	43	9	9	18	-4	41	2	0	1	0	70	12.9	4	0	0	0	2	
1990-91	Hartford	NHL	32	9	5	14	-6	49	0	0	1	0	56	16.1	1	0	0	0	0	
	Springfield	AHL	2	0	0	0	—	5	—	—	—	—	—	—	—	—	—	—	—	
1991-92	Hartford	NHL	39	7	10	17	-5	71	0	0	1	0	63	11.1	7	3	0	3	9	
1992-93	Hartford	NHL	39	5	4	9	-1	63	0	0	1	0	47	10.6	—	—	—	—	—	
1993-94	Hartford	NHL	63	9	8	17	-2	87	0	1	1	0	121	7.4	—	—	—	—	—	
	Chicago	NHL	16	4	3	7	1	13	0	0	1	0	33	12.1	6	0	0	0	8	
1994-95	Ottawa	NHL	48	5	5	10	-19	68	2	0	0	0	71	7.0	—	—	—	—	—	
1995-96	Ottawa	NHL	81	17	19	36	-31	130	4	0	2	0	142	12.0	7	1	1	2	10	
1996-97	Ottawa	NHL	76	12	24	36	-7	99	6	0	3	0	115	10.4	—	—	—	—	—	
1997-98	Ottawa	NHL	71	2	11	13	-14	63	1	0	0	0	81	2.5	6	0	1	1	6	
1998-99	Buffalo	NHL	14	2	2	4	1	0	0	0	1	0	12	16.7	3	0	0	0	0	
	Rochester	AHL	52	10	18	28	19	55	1	2	2	0	86	11.6	20	3	14	17	58	
	NHL Totals		866	189	225	414	-80	1280	46	5	27	0	1591	11.9	45	7	7	14	61	
	Sabre Totals		35	4	6	10	-2	49	0	0	1	0	46	8.7	3	0	0	0	0	

Multi-Point Games: 0 (1980-81), 0 (1981-82), 81 (1985-86 to 1996-97), 3 (1997-98), 1 (1998-99) Total: 85



BORN: May 10, 1961; Etobicoke, Ontario
HEIGHT: 6'0" **WEIGHT:** 198
SHOOTS: Left
LAST AMATEUR CLUB: Ottawa (OHA)
HOW ACQUIRED: Agreed to terms on free-agent contract with Sabres on August 27, 1998.

1998-99: Scored goal (GWG) in 2-0 win at Vancouver (2/28)...Scored first goal and assist of season in 5-2 win vs. Montreal (2/11)...Marked longest span between goals for single player with one team in NHL history (prev. goal: 11/15/81 vs. Bos.)...Was also first multi-point game of season (85th of career, 1st with Sabres)...Recalled from Rochester (2/8) after being reassigned (12/13)...Recalled from Rochester and played same day at Tampa Bay (11/29)...Reassigned to Rochester (11/15)...In 2-2 tie at Philadelphia (11/7), played in first regular-season game with Sabres since 1981-82 season...First recalled from Rochester (11/5)...Originally assigned to Rochester prior to season (10/5)...Agreed to terms with Sabres (8/27)...**In 1999 Playoffs:** Appeared in three games this postseason...Saw first action in Stanley Cup Finals in 2-1 win in Game Four vs. Dallas (6/15)...Added to Sabres' Stanley Cup playoff roster from AHL affiliate Rochester (6/14)...Player/assistant coach that helped Americans advance to Calder Cup Finals...**Rochester:** Appeared in 52 games with Rochester (10+18=28, 55 PIM)... **In 1999 AHL Playoffs:** Tied for sixth in AHL and tied for third in team scoring this postseason (20 GP, 3+14=17, 58 PIM)...Tied with teammate Domenic Pittis for most assists (14)...Led AHL in minor penalty minutes with 24...Ranks third all-time in games played (67), tied for fifth in points (42), sixth in goals (18), and first in penalty minutes (194).

CAREER: 1997-98 Served as Ottawa Senators' captain from 1994-95 to 1997-98...Played in fourth season with Ottawa Senators...Saw action in 800th NHL game at Philadelphia (11/11)...Reached 400-point mark for career with three assists at Philadelphia (10/3)...Added two assists at Washington (12/27) and another pair at N.Y. Rangers (3/25)...Was named game's first star three times during season...**1996-97:** Appeared in 104 consecutive games from 12/18/95 to 2/9/97...Missed game at N.Y. Islanders (2/11) with sore back, and five more games with fractured cheekbone (suffered 2/28 vs. N.Y.I.)...Recorded 200th NHL assist vs. Hartford (12/28)...Registered seven two-point games and one three-point game (1+2=3; 1/15 vs. Wsh.)...Recorded goal

and assist in 1997 playoff series vs. Buffalo...**1995-96:** Tied for third on team in scoring with 36 points (17+19)...Played in 700th NHL game vs. Florida (4/3)...Reached 1,000 career penalty minutes in game at Hartford (11/15)...**1994-95:** Appeared in 600th NHL game vs. Philadelphia (3/16)...Senators' nominee for King Clancy Award (Leadership and Dedication to game)...Signed as free agent by Ottawa (7/15/94)...**1993-94:** Traded by Hartford Whalers with Gary Suter and third-round choice in 1995 Entry Draft (later traded to Vancouver where Canucks selected Larry Courville) to Chicago for Frantisek Kucera and Jocelyn Lemieux (3/11/94)...Played in 500th NHL game vs. Chicago (10/14)...**1992-93:** Had minor penalty in nine straight games (11/25 through 12/12)...**1991-92:** Missed 30 games with ankle injury...**1990-91:** Missed 40 games with broken leg...**1989-90:** Traded by Winnipeg to Hartford for Paul MacDermid (12/13/89)...Traded by Pittsburgh with Rick Tabaracci and Dave McLlwain to Winnipeg for Jim Kyte, Andrew McBain and Randy Gilhen (1/17/89)...**1985-86:** Traded by Buffalo with Mike Moller to Pittsburgh for Pat Hughes (10/4/85)...**1982-83:** Won Calder Cup with Rochester Americans in 1983...**1981-82:** Registered first Sabre/NHL assist vs. Washington (10/7)...Scored first Sabre/NHL goal against Steve Weeks at N.Y. Rangers (11/11)...**1980-81:** Played in first NHL game with Sabres at Boston (3/1)...Sabres' eighth-round draft pick (167th overall) in 1980 NHL Entry Draft.

CUNNEYWORTH VS. NHL

Team	GP	G	A	TP	PIM
Anaheim	6	1	0	1	12
Boston	54	4	6	10	97
Buffalo	49	7	11	18	89
Calgary	28	4	7	11	23
Carolina	36	8	11	19	41
Chicago	26	8	2	10	42
Colorado	41	12	12	24	71
Dallas	23	4	7	11	37
Detroit	26	7	10	17	11
Edmonton	25	2	7	9	11
Florida	19	1	0	1	21
Los Angeles	24	8	8	16	17
Montreal	55	14	14	28	83
New Jersey	52	10	8	18	86
N.Y. Islanders	54	19	19	38	97
N.Y. Rangers	59	16	16	32	91
Ottawa	12	3	3	6	14
Philadelphia	52	13	13	26	95
Phoenix	23	2	7	9	17
Pittsburgh	34	7	6	13	112
San Jose	10	1	0	1	18
St. Louis	31	6	12	18	30
Tampa Bay	20	6	3	9	30
Toronto	30	2	12	14	23
Vancouver	28	3	10	13	36
Washington	55	21	21	42	76
NHL Totals	866	189	225	414	1280


PERSONAL: Randy and wife, Jenny, have two children, Gregory and Cameron...Family maintains residence year-round in Pittsford, New York.



Jean-Luc GRAND-PIERRE

Defense

34



CAREER GAME HIGHS

Goals: None
 Assists: 1 (3/23/99 at New Jersey)
 Points: 1 (3/23/99 at New Jersey)
 Penalty Minutes: 5 (3/23/99 at New Jersey)
 Longest Point Streak: None

Season	Team	League	REGULAR SEASON													PLAYOFFS				
			GP	G	A	TP	+/-	PIM	PP	SH	GW	GT	S	%	GP	G	A	TP	PIM	
1993-94	Beauport	QMJHL	46	1	4	5	—	27	—	—	—	—	—	—	—	—	—	—	—	—
1994-95	Val d'Or	QMJHL	59	10	13	23	—	126	—	—	—	—	—	—	—	—	—	—	—	—
1995-96	Val d'Or	QMJHL	67	13	21	34	—	209	—	—	—	—	—	13	1	4	5	47	—	—
1996-97	Val d'Or	QMJHL	58	9	24	33	—	186	—	—	—	—	—	13	5	8	13	46	—	—
1997-98	Rochester	AHL	75	4	6	10	-8	211	1	0	0	0	82	4	0	0	0	2	—	—
1998-99	Buffalo	NHL	16	0	1	1	0	17	0	0	0	0	11	—	—	—	—	—	—	—
	Rochester	AHL	56	5	4	9	10	90	1	0	1	0	53	—	—	—	—	—	—	—
	NHL Totals		16	0	1	1	0	17	0	0	0	0	11	—	—	—	—	—	—	—
	Sabre Totals		16	0	1	1	0	17	0	0	0	0	11	—	—	—	—	—	—	—



BORN: February 2, 1977; Montreal, Quebec
HEIGHT: 6'3" **WEIGHT:** 207
SHOOTS: Right
LAST AMATEUR CLUB: Val d'Or (QMJHL)
HOW ACQUIRED: Acquired by Sabres on March 20, 1996, along with second-round draft pick in 1996 (Cory Sarich) and third-round selection in 1997 (Maxim Afinogenov) from St. Louis in exchange for Yuri Khmylev and eighth-round selection in 1996 (Andrei Podkonicky) NHL Entry Draft.

1998-99: Spent majority of season with Rochester (AHL)...Played at RW and defense vs. New Jersey (4/14)...Missed game at Ottawa (4/10) while serving one-game NHL suspension for tripping incident with Florida's Mark Parrish (RW)...Suffered bruised lower back/hip vs. Florida (4/9)...Took three shifts at LW at Detroit (3/24)...Recorded first career point with assist on Miroslav Satan's (L/RW) GTG with 3:37 remaining in third period in 1-1 tie at New Jersey (3/23)...Recalled from AHL affiliate Rochester (3/10) after being reassigned (3/1)...Played in first career NHL/Sabres game and was +4 in 4-2 win vs. San Jose (2/19)...First recalled from Rochester (2/19)...**In 1999 Playoffs:** Was on roster but did not see action...**Rochester:** Stats this season with Rochester (56 GP, 5+4=9, 90 PIM)...Played with Canadian All-Stars in AHL All-Star Game (1/25)...At AHL Skills Competition (1/24), won Fastest Skater competition (14.056 seconds) and was second in Hardest Shot competition (94.6 m.p.h.)...Originally assigned to Rochester prior to season (10/5).

CAREER: Spent season with Rochester (AHL)...Scored first professional goal in Rochester's game vs. New Haven (12/3)...Appeared in most games of any Amerks' rookie...Finished second on team in penalty minutes (211)...**1996-97:** Finished season with +18 mark...Led all Val d'Or defensemen in scoring in postseason...**Misc.:** St. Louis' seventh-round choice (179th overall) in 1995 NHL Entry Draft...Played for gold-medal winning Under-17 team from Quebec in 1994 World Challenge.

PERSONAL: Signed contract with Sabres June 6, 1997.

GRAND-PIERRE VS. NHL


Team	GP	G	A	TP	PIM
Anaheim	0	0	0	0	0
Boston	2	0	0	0	0
Buffalo	0	0	0	0	0
Calgary	1	0	0	0	0
Carolina	0	0	0	0	0
Chicago	1	0	0	0	2
Colorado	0	0	0	0	0
Dallas	0	0	0	0	0
Detroit	2	0	0	0	4
Edmonton	1	0	0	0	0
Florida	1	0	0	0	2
Los Angeles	0	0	0	0	0
Montreal	0	0	0	0	0
New Jersey	2	0	1	1	5
N.Y. Islanders	1	0	0	0	0
N.Y. Rangers	1	0	0	0	0
Ottawa	0	0	0	0	0
Philadelphia	1	0	0	0	0
Phoenix	0	0	0	0	0
Pittsburgh	1	0	0	0	2
San Jose	1	0	0	0	2
St. Louis	0	0	0	0	0
Tampa Bay	1	0	0	0	0
Toronto	0	0	0	0	0
Vancouver	0	0	0	0	0
Washington	0	0	0	0	0
NHL Totals	16	0	1	1	17



Michal GROSEK

Left Wing

18



CAREER GAME HIGHS

Goals: 3 (12/4/96 vs. Vancouver)
Assists: 2, four times
Points: 3 (2/25/96 vs. Florida; 12/4/96 vs. Vancouver)
Penalty Minutes: 15 (3/17/97 vs. Boston)
Longest Point Streak: 6 games, twice (most pts. 0+8=8, 12/12/98 to 12/26/98)

REGULAR SEASON

PLAYOFFS

Season	Team	League	GP	G	A	TP	+/-	PIM	PP	SH	GW	GT	S	%	GP	G	A	TP	PIM
1992-93	ZPS Zlin	Czech	17	1	3	4	—	—	—	—	—	—	—	—	7	2	2	4	30
1993-94	Tacoma	WHL	30	25	20	45	—	106	—	—	—	—	—	—	2	0	0	0	0
	Moncton	AHL	20	1	2	3	—	47	—	—	—	—	—	—	—	—	—	—	—
	Winnipeg	NHL	3	1	0	1	-1	0	0	0	0	0	425.0	—	—	—	—	—	—
1994-95	Springfield	AHL	45	10	22	32	—	98	—	—	—	—	—	—	—	—	—	—	—
	Winnipeg	NHL	24	2	2	4	-3	21	0	0	1	0	27	7.4	—	—	—	—	—
1995-96	Springfield	AHL	39	16	19	35	—	68	—	—	—	—	—	—	—	—	—	—	—
	Winnipeg	NHL	1	0	0	0	-1	0	0	0	0	0	1	0.0	—	—	—	—	—
	Buffalo	NHL	22	6	4	10	0	31	2	0	1	1	33	18.2	—	—	—	—	—
1996-97	Buffalo	NHL	82	15	21	36	25	71	1	0	2	1	117	12.8	12	3	3	6	8
1997-98	Buffalo	NHL	67	10	20	30	9	60	2	0	1	0	114	8.8	15	6	4	10	28
1998-99	Buffalo	NHL	76	20	30	50	21	102	4	0	3	1	140	14.3	13	0	4	4	28
	NHL Totals		275	54	77	131	50	285	9	0	8	3	436	12.4	40	9	11	20	64
	Sabre Totals		247	51	75	126	55	264	9	0	7	3	404	12.6	40	9	11	20	64

Multi-Point Games: 0 (1993-94), 0 (1994-95), 2 (1995-96), 9 (1996-97), 2 (1997-98), 10 (1998-99)
 Total: 23



BORN: June 1, 1975; Vyskov, Czech Republic
HEIGHT: 6'2" **WEIGHT:** 216
SHOOTS: Right
LAST AMATEUR CLUB: Tacoma (WHL)
HOW ACQUIRED: Acquired by Buffalo along with Darryl Shannon on February 15, 1996, from Winnipeg in exchange for Craig Muni and first-round draft pick in 1996 (Daniel Briere)...Draft pick sent in trade was originally acquired in three-team trade in November, 1995, involving Buffalo, San Jose and Philadelphia.

1998-99: Set season highs in goals (20), assists (30) and points (50), finishing third on Sabres in each category (T-3rd in goals)...Missed final five games with back spasms suffered vs. Florida (4/9)...Missed game at Chicago (3/31) while serving one-game NHL suspension for elbowing Penguins' Sven Butenschon (D)...Scored GTG in 1-1 contest at Pittsburgh (3/27)...Scored goal (on PP) to even game at 2-2 at 11:40 of third period in eventual 3-2 OT win at N.Y. Rangers (3/19)...Scored second ENG with Sabres in 2-0 win at Vancouver (2/28)...Had five-game point streak (2+5=7) snapped at Edmonton (2/26)...Scored GWG and added assist in 4-2 win vs. San Jose (2/19)...Scored (on PP) at 6:10 of third period to tie game at 2-2 at Anaheim (1/6), which Buffalo eventually won 3-2 in OT...Had six-game point streak (0+8=8) from at Boston (12/12) to at New Jersey (12/26)...Stretch represented longest assist streak on team this season...Also tied longest point streak of career (6 games, 2+4=6 from 10/9/97 to 10/22/97)...Assisted on both goals (1 GWG, 1 ENG) in 2-0 win at New Jersey (12/26), tying career best for assists in one game (2, now done 7 times)...Also hit 100-point mark with Sabres on first assist against Devils (12/26)...Registered assist vs. Tampa Bay (12/23) in 200th game played with Sabres...Tied career best for assists in one game with pair (1 on PP) at Boston (12/12), while hitting 100 points for NHL career...Wore "A" for Buffalo while assistant captain Rob Ray (RW) served four-game NHL suspension (11/29 to 12/5)...Recorded Sabres' first-ever goal against expansion Predators (12/5 at Nsh)...Registered pair of goals and one assist (on PP/GWG) in 6-1 win vs. Chicago (11/14), tying career high for points in one game (3 pts., now done 3 times)...Played in 200th NHL game in 4-1 loss at Dallas (10/10)...Games missed due to injury: 5...Multi-point games: 10...**In 1999 Playoffs:** Missed last four games with back injury suffered in Game One at Dallas (6/8)...Tallied assist in Game Five at Toronto (5/31)...Had assist (on PP) in 3-2 win in Game Three vs. Boston (5/12)...Assisted on series-winning goal (on PP) in 4-3 win in Game Four vs. Ottawa (4/27)...Returned for Game One at Ottawa (4/21) after missing final five regular-season games with back spasms.

CAREER: 1997-98: Had six-game point streak (2+4=6), vs. Washington (10/9) to vs. Calgary (10/22), which set personal-best point streak of career, surpassing four-game stretch from 1995-96 season (4+3=7; 2/23/96 vs. Phil. to 3/1/96 at N.Y.R.)...Scratched at Florida (1/1) and had streak of consecutive games played snapped at 95...Netted tying goal in third period of 2-1 comeback win at Montreal (3/7)...Scored game-winning goal at 2:25 of third period in 2-1 victory vs. Philadelphia (4/13)...With three game-winning goals in 1998 playoffs, tied Rene Robert's (RW) Sabre mark for most GWG in one playoff year (3 in 1975)...Dating back to 1997 postseason, scored at least one goal (total pts.: 5+1=6) in five-consecutive playoff games (all against Flyers - 5/9/97 to 4/27/98)...Recorded series-winning goal (on PP) at 5:40 of overtime in 3-2 win in Game Five at Philadelphia (5/1)...**1996-97:** One of just four Sabres to appear in all regular season and playoff games...Led team with +20 mark at home...Second on team with +25 for season...Sabres' Met Life Player of the Month for December (13 GP, 5+6=11, +6)...Registered first NHL hat trick vs. Vancouver (12/4)...Played in 100th career NHL game vs. Pittsburgh (1/29)...Scored point (assist) in first career playoff game vs. Ottawa (4/17)...Registered first career multi-point game (1+1=2) of playoffs at Philadelphia (5/9)...**1995-96:** Played first game as Sabre vs. New Jersey (2/16)...Recorded first goal, assist, game-winning goal and multi-point game as Sabre vs. Philadelphia (2/23)...**1994-95:** Posted first assist of NHL career at Calgary (2/6)...Scored game-winning goal in 7-4 win at Dallas (2/13)...Sent to Springfield (AHL) and recalled several times during March...Suffered fractured foot in practice (4/7) and missed remainder of Jets' regular season...**1993-94:** Made NHL debut (for Winnipeg) at Toronto (4/10)...Scored first NHL goal at Washington (4/12)...Winnipeg's sixth-round choice (145th overall) in 1993 NHL Entry Draft.

GROSEK VS. NHL

Team	GP	G	A	TP	PIM
Anaheim	8	1	1	2	10
Boston	15	8	4	12	38
Calgary	9	1	4	5	21
Carolina	17	1	6	7	11
Chicago	8	2	2	4	4
Colorado	6	0	2	2	0
Dallas	8	1	0	1	4
Detroit	8	1	2	3	0
Edmonton	6	0	2	2	0
Florida	13	4	5	9	42
Los Angeles	8	1	1	2	8
Montreal	17	2	6	8	14
Nashville	2	1	0	1	4
New Jersey	12	2	3	5	2
N.Y. Islanders	12	1	4	5	13
N.Y. Rangers	12	4	3	7	13
Ottawa	15	0	5	5	12
Philadelphia	12	3	4	7	12
Phoenix	6	1	1	2	6
Pittsburgh	17	2	2	4	19
San Jose	10	3	1	4	4
St. Louis	9	0	2	2	9
Tampa Bay	12	4	5	9	2
Toronto	12	4	3	7	27
Vancouver	8	4	2	6	2
Washington	13	3	7	10	8
NHL Totals	275	54	77	131	285

PERSONAL: Married to Bridget...Signed multi-year contract with Sabres on September 12, 1997.



Dominik HASEK

Goaltender

39



CAREER GAME HIGHS

Most Shots Faced: 58 (3/1/96 at N.Y. Rangers, 54 in regulation)
Most Saves: 55 (3/1/96 at N.Y. Rangers, 51 in regulation)
Most Saves in SO: 42 (12/19/97 vs. Montreal)
Longest Shutout Sequence: 17:57 (12/1/97 to 12/6/97)
Longest Team Shutout Sequence: 281:57 (N.Y. Rangers)
Most Goals Allowed: 7 (12/4/96 vs. Vancouver, 1/1/99 vs. Anaheim)
Longest Undefeated Streak: 11 games, 7-0-4 (1/29/97 to 2/23/97); 11 games, 6-0-5 (1/21/98 to 3/2/98)

REGULAR SEASON

PLAYOFFS

Season	Team	League	GP	MIN	AVG	W-L-T	EV	SO	GA	SA	SV%	GP	W-L	MIN	GA	SO	AVG
1981-82	Pardubice	Czech	12	661	3.09				34								
1982-83	Pardubice	Czech	42	2358	2.67				105								
1983-84	Pardubice	Czech	40	2304	2.81				108								
1984-85	Pardubice	Czech	42	2419	3.25				131								
1985-86	Pardubice	Czech	45	2689	3.08				138								
1986-87	Pardubice	Czech	43	2515	2.46				103								
1987-88	Pardubice	Czech	31	1862	3.00				93								
1988-89	Pardubice	Czech	42	2507	2.73				114								
1989-90	Dukla Jihlava	Czech	40	2251	2.13				80								
1990-91	Indianapolis	IHL	33	1903	2.52	20-11-1		5	80			1	1-0	60	3	0	3.00
	Chicago	NHL	5	195	2.46	3-0-1	0	0	8	93	.914	3	0-0	69	3	0	2.61
1991-92	Indianapolis	IHL	20	1162	3.56	7-10-3		1	69								
	Chicago	NHL	20	1014	2.60	10-4-1	0	1	44	413	.893	3	0-2	158	8	0	3.04
1992-93	Buffalo	NHL	28	1429	3.15	11-10-4	1	0	75	720	.896	1	1-0	45	1	0	1.33
1993-94	Buffalo	NHL	58	3358	1.95	30-20-6	3	7	109	1552	.930	7	3-4	484	13	2	1.61
1994-95	Buffalo	NHL	41	2416	2.11	19-14-7	2	5	85	1221	.930	5	1-4	309	18	0	3.50
1995-96	Buffalo	NHL	59	3417	2.83	23-30-6	5	2	161	2011	.920						
1996-97	Buffalo	NHL	67	4037	2.27	37-20-10	3	5	153	2177	.930	3	1-1	153	5	0	1.96
1997-98	Buffalo	NHL	72	4220	2.09	33-23-13	3	13	147	2149	.932	15	10-5	948	32	1	2.03
1998-99	Buffalo	NHL	64	3817	1.87	30-18-14	2	9	119	1877	.937	19	13-6	1217	36	2	1.77
	NHL Totals		414	23903	2.26	195-139-62	19	42	901	12213	.926	56	29-22	3383	116	5	2.06
	Sabre Totals		389	22694	2.24	182-135-60	19	41	849	11707	.927	50	29-20	3156	105	5	2.00

Multi-Goals-Assists-PIM: 0-0-0 (1990-91), 0-0-8 (1991-92), 0-0-0 (1992-93), 0-3-6 (1993-94), 0-0-2 (1994-95), 0-1-6 (1995-96), 0-3-30 (1996-97), 0-2-12 (1997-98), 0-0-16 (1998-99) Totals (G-A-PIM): 0-9-80



BORN: January 29, 1965; Pardubice, Czech Republic
HEIGHT: 5'11" **WEIGHT:** 186
CATCHER: Left
LAST AMATEUR CLUB: Dukla Jihlava (Czech)
HOW ACQUIRED: Traded by Chicago to Buffalo on August 7, 1992, for Stephane Beauregard and Buffalo's fourth-round choice (Eric Daze) in 1993 Entry Draft.

1998-99: Set career bests for goals against average (1.87) and save percentage (.937)...Has led NHL in save percentage in each of past six years...Ranked second in NHL in shutouts (9) and second in goals against average (1.87)...NHL leader in career games played among European-born goaltenders (414 GP)...Won fifth Vezina Trophy (NHL's top goaltender) in past six years...Named Goalie of the Year by *The Hockey News*...Official NHL First-Team All-Star Goaltender for fifth time in six years...Captured ESPY Award from ESPN for Pro Hockey Player of the Year (1998)...Named NHL Player of the Month for December (9-2-1 record, 1.45 GAA, .954 save percentage and four shutouts)...Was fourth time overall to win award and third outright (all with Sabres)...Named NHL's Player of the Week for Nov. 30-Dec. 6 (3 GP, 3-0-0 record, 0.67 GAA, .979 SV%, and 1 shutout)...Again named NHL's Player of the Week for Dec. 7-13 (3 GP, 2-0-1, 0.97 GAA, .969 SV% and 1 shutout)...Since award's inception, became only seventh player in NHL to receive honor in back-to-back weeks...Led all players in votes from both World and North America All-Star ballots (409,024 votes)...In fourth-consecutive All-Star appearance (1996, 1997, 1998, 1999) and second straight as starting goaltender (1998, 1999), made 15 saves on 19 shots in 20 minutes of action for World Team in All-Star Game held at Tampa Bay (1/24/99)...Garnered Star of Stars Trophy (based on home three-star selections) for sixth consecutive season, shared Memorial Trophy (MVP award as voted by teammates) with Miroslav Satan, and honored with Frank Eddolls Memorial Trophy for fourth time (most popular player as voted by Buffalo Sabres Booster Club)...Recorded ninth shutout in final game of season in 3-0 win vs. Washington (4/18), tying Charlie Gardiner (42) for 22nd on NHL's all-time list of shutout leaders...Johan Garpenlov's (LW) goal at 15:55 of third period of 3-1 win vs. Florida (4/9) snapped shutout streak against Panthers at 150:16 (had 4-0 win on 1/18/99)...Turned away 31 shots in 1-1 tie at Pittsburgh (3/27) after missing one game with twisted upper back suffered in 31-save performance at New Jersey (3/23)...Returned to action by stopping 27-of-29 shots in 3-2 OT win at N.Y. Rangers (3/19), after missing 12 games with strained groin suffered vs. Toronto (2/17)...On I.R. list (2/17 to 3/18)...Played 400th NHL game in 2-2 tie vs. N.Y. Islanders (2/13)...Made 33 stops in recording eighth shutout of season in 4-0 win at Florida (1/18)...Also marked 41st career shutout (40th with Sabres), surpassing Frank Brimsek (40) into 23rd on NHL's

HASEK VS. NHL

Team	GP	MIN	GA	SO	W	L	T	GAA
Ana.	9	546	23	0	4	4	1	2.53
Bos.	26	1534	56	2	14	9	2	2.19
Buf.	3	140	4	0	2	0	0	1.71
Cgy.	7	423	15	1	3	3	1	2.13
Car.	30	1789	66	1	16	10	4	2.21
Chi.	7	379	17	0	3	4	0	2.89
Col.	20	1156	49	2	8	7	0	2.54
Dal.	12	625	32	0	3	7	0	3.07
Det.	8	445	24	0	2	6	0	3.24
Edm.	7	356	17	1	2	2	1	2.87
Fla.	23	1265	40	3	14	6	2	1.90
L.A.	9	550	18	2	6	1	2	1.96
Mtl.	28	1601	53	4	17	5	4	1.99
Nsh.	2	120	5	0	1	1	0	2.50
N.J.	15	824	38	2	4	7	2	2.77
N.Y.I.	19	1091	47	0	5	8	5	2.58
N.Y.R.	25	1486	51	5	10	8	5	2.06
Ott.	28	1669	38	4	17	5	5	1.37
Phi.	19	1083	42	1	6	6	6	2.33
Pho.	10	551	25	0	2	5	2	2.72
Pit.	27	1580	73	1	10	13	4	2.77
StL.	12	692	24	1	6	3	3	2.08
S.J.	7	362	12	0	4	1	2	1.99
T.B.	19	1154	40	4	11	6	2	1.93
Tor.	17	995	32	2	11	3	3	1.98
Van.	7	399	26	0	4	3	0	3.91
Wsh.	18	1087	34	4	10	6	2	1.88
Totals	414	23903	901	42	195	139	62	2.26

lar-season shutouts at Washington (other: 3-0 on 3/1/98)...Recorded 157th win in Sabre uniform in 4-2 decision over

all-time list of shutout leaders...Allowed seven goals vs. Anaheim (1/1), tying most career goals allowed in one game (7 on 12/4/96 vs. Van)...Teemu Selanne's (RW) three goals marked first hat trick allowed by Hasek since Paul Kariya (LW) put three in at Anaheim (1/10/97)...Had overall shutout streak snapped at 166:25 by Krzysztof Oliwa (LW) at 2:50 of first period vs. New Jersey (12/28)...Stopped 34 shots in 2-0 win at New Jersey (12/26) for back-to-back shutouts...Now owns seven of ten back-to-back regular-season shutouts ever recorded in Sabres history...In 29th game played this season, recorded 2-0 win (38 saves) vs. Tampa Bay (12/23)...Has now recorded shutout in 29th game played in each of past three seasons (4-0 at Bos., 12/14/96; 1-0 vs. Mtl., 12/19/97)...Had shutout streak at home snapped at 156:54 by Igor Ulanov's (D) goal at 2:28 of first period vs. Montreal (12/18)...Previous goal allowed at home was by Ray Whitney (RW) at 5:34 of second period vs. Florida (12/2)...Equaled lowest shots faced in shutout performance with 16 saves in 2-0 win vs. N.Y. Rangers (12/11)...Marked 38th career shutout, surpassing Johnny Bower (37) into 24th on NHL's all-time list of shutout leaders...Stopped 41-of-43 shots in 2-2 tie at St. Louis (12/8), including all 21 shots by Blues over third period and overtime (18 in 3rd period, 3 in OT)...Blues' game marked high for saves in one game this season...Made 31 saves in 3-0 win vs. Philadelphia (12/4), marking first shutout of career against Flyers...Surpassed 20,000 goaleic minutes played with Sabres and was game's first star in 2-1 win vs. Florida (12/2)...After four consecutive shutouts against N.Y. Rangers, had streak of not allowing score to New York snapped at 281:57 with power-play goal by Adam Graves (LW) at 18:11 mark of first period vs. Rangers (11/25)...Made 23 saves in third shutout of season in 2-0 win over Capitals (11/12), posting back-to-back regu-



Boston (11/3), surpassing Don Edwards (156) into first on Sabres' all-time list for wins by goaltender...Faced lowest shot total of career in shutout performance with 16 saves in 0-0 game at N.Y. Rangers (10/27), surpassing previous regular-season low of 20 shots (1-0 win 3/27/98 at Edm.)...Was third time in career to be involved in scoreless game (all with Sabres)...Recorded earliest shutout of career with 32 saves in 3-0 win at Colorado (10/12)...Games missed due to injury: 13...**In 1999 Playoffs:** Recorded 30 saves, including 13 in third period to preserve a 2-1 win in Game Four vs. Dallas (6/15)...Stopped 35-of-37 shots in 3-2 overtime win in Game One at Dallas (6/8)...Stopped 20 shots in 4-2 series-clinching win in Game Five at Toronto (5/31)...Turned away 31-of-33 shots and recorded assist on Dixon Ward's (R/LW) short-handed goal in 5-2 win in Game Four vs. Toronto (5/29)...Also allowed penalty shot goal to Mats Sundin (C) in third period in Game Four against Maple Leafs (5/29)...Made 24 saves in 4-2 win in Game Three vs. Toronto (5/27) after missing first two games of ECF with strained groin...Recorded shutout sequence of 116:13 (5/12/99 to 5/16/99)...Surpassed Bob Sauve (4) for most postseason shutouts in Sabres' history with 24-save performance in 3-0 win in Game Four vs. Boston (5/14)...Made 28 saves in 3-1 victory in Game Two at Boston (5/9), having shutout bid snapped by Don Sweeney (D) at 14:03 of third period (on PP)...Had shutout streak against Senators snapped at 144:50 by Jason York (D) at 6:24 of second period in 4-3 win in Game Four vs. Ottawa (4/27), setting longest shutout streak of postseason career (prev. long: 135:44 from 4/25/94 to 4/29/94)...Recorded first shutout of this postseason with 31-saves in 3-0 win in Game Three vs. Ottawa (4/25)...Turned away 45-of-47 shots in 3-2 double-OT win in Game Two at Ottawa (4/23)...Made 40 saves in 2-1 win in Game One at Ottawa (4/21), surpassing Don Edwards (31) into sole possession of first on Sabres' all-time playoff list for goalie games played...Games missed this postseason due to injury: 2.

CAREER: 1997-98: Won Hart Trophy (NHL MVP) for second straight year, becoming first goaltender in NHL history to ever win award twice...Won fourth Vezina Trophy (NHL's top goaltender) in past five years...Also won second consecutive Lester B. Pearson Award (NHL's outstanding player as voted by NHLPA)...Selected as *The Sporting News* NHL Player of the Year...Named NHL Player of the Year and Goaltender of the Year by *The Hockey News*...Official NHL First-Team All-Star Goaltender for fourth time in five years...Garnered Star of Stars Trophy (based on home three-star selections) for fifth consecutive season, presented with Memorial Trophy (MVP award as voted by teammates) for fifth consecutive season, and honored with Frank Eddolls Memorial Trophy for third time (most popular player as voted by Buffalo Sabres Booster Club)...Named NHL Player of the Month for December (.949 save percentage, 1.55 GAA and six shutouts)...Was first time to win award outright, having shared award with Sergei Fedorov (Det.) in December, 1993...Was again named NHL Player of the Month for February (was 3rd time overall to win award & 2nd outright), recording 1.71 GAA, .945 save percentage and 2-0-3 record...Also won Olympic gold medal in February...Voted to third-consecutive All-Star Game (1996, 1997) and first as starter...Made 107 shots on 13 shots in first period of All-Star Game (1/18)...Earned NHL Player of the Week for Dec. 1-7 (2-1-1 record, 0.74 GAA, .974 save percentage and two shutouts)...Was third time in career to be named NHL Player of Week (all with Sabres)...Led NHL (for fifth straight year) while registering personal high as well as Sabre record with .932 save percentage...Also finished first in NHL in shutouts with 13, setting personal high for one season (prev. best: 7, 1993-94) and Sabre team record for shutouts in one season (prev. best: 9 in 1993-94 - Hasek, 7 and Grant Fuhr, 2)...With 13 shutouts, marked seventh time (Martin Brodeur was 8th) in expansion era (1967-68) that one goaltender had hit double-digits in shutouts in one season...Shutout total was also most in NHL since Tony Esposito's 15 (1969-70), and tied for seventh-highest single-season total in NHL history...Also set Sabre single-season records for minutes played (4,220), while tying team mark for goalie games (72)...Only Sabre goaltender to log over 4,000 minutes in two separate seasons (4,037 in 1996-97 & 4,220 1997-98)...Faced more shots than any goaltender in NHL in 1997-98 (2,149 shots)...Had 33 wins (1-3rd in NHL) and 2.09 GAA (4th in NHL)...From December on, played in 52 games, recording .944 save percentage (1,475 saves on 1,562 shots), 1.70 goals-against average (87 goals in 3,067 minutes, 2 ENGs) and 12 shutouts...Played in 300th NHL game in 4-0 win vs. Anaheim (12/3)...From Eric Lindros' score at 19:34 of first period at Philadelphia (12/1) to Alexandre Daigle's power-play goal at 10:31 of first period at Ottawa (12/6), went 175:57 of play without allowing goal...Streak ranks as longest in team history as well as Hasek's career...Also went 184:00 of play without allowing goal on home ice, from Wayne Gretzky's goal at 6:14 of third period vs. N.Y. Rangers (11/28) to Kevin Dineen's score at 5:14 of third period vs. Carolina (12/12)...Turned away all 42 shots in 1-0 win vs. Montreal (12/19), marking most shots faced in regular-season shutout performance in Sabre history (prev. high: 38 - Gerry Desjardins vs. StL., 11/10/76; Hasek vs. T.B., 12/5/97)...Six shutouts in December tied NHL record shared by George Hainsworth (while with Mtl. in Jan. & Feb. of 1929) for most shutouts in one month...Played in 300th game as Sabre in 2-2 tie vs. Boston (2/4)...Moved ahead of Don Edwards (17,969 min.) into first on Sabres in all-time goalie minutes in 1-0 win at N.Y. Rangers (3/2)...Had three consecutive shutouts against N.Y. Rangers in 1997-98, marking first time in Sabres' history that one goaltender had not allow single goal to one team in three straight games...Made 31 saves on 32 shots in 2-1 win at Montreal (3/7) and assisted on game-winning goal (also had assist 3/1 at Washington)...Surpassed Edwards (307) into first on Sabres in all-time goalie games played in 2-2 tie at N.Y. Islanders (3/10)...Recorded second-longest shutout streak of career as well as in Sabres' history with stretch of 172:16 (11:21 of 2nd per. vs. Bos. 3/21 to 3:37 of 2nd per. at Det. 3/29)...Scratched at New Jersey (4/15) with ear infection...In 1998 playoffs, became Sabres' all-time playoff leader in goalie minutes (1,939) and goalie wins (16), while tying top spot in goalie games (31)...Became only Sabre goalie to win 10 games in one playoff year...1996-97: Won Hart Trophy becoming first goaltender since Jacques Plante in 1962 to capture award...Also marked first time Sabre had won award...Again captured Vezina Trophy...Won Lester B. Pearson Award, becoming first goalie in 16 years (Mike Liut) to win that award...Named Official NHL First-Team All-Star goaltender...Named NHL Player of the Year, Goaltender of the Year and First-Team All-Star by *The Hockey News*...Selected as *The Sporting News* Player of the Year...Won Memorial Trophy and Star of Stars Trophy...Won fourth consecutive save percentage title with mark of .930...Finished tied for second among goalies in wins and fourth in GAA...NHL Player of the Week for period ending February 2 (2-0-1, 1.30 GAA, .953 save percentage)...Played entire third period of 1997 All-Star Game, stopping 20 of 21 Western Conference shots...Victory vs. Whalers (10/26) marked 100th win of NHL career...Became Sabres' all-time shutout leader with 0-0 tie at Colorado (11/2), surpassing Don Edwards (14)...Played 200th game as Sabre at Hartford (11/9)...Recorded 100th win as Sabre at Ottawa (12/21)...Had four shutouts over 13-game stretch (11/27 to 12/23)...Sabres' Met Life Player of the Month for January (10 GP, 6-3-1, 2.48 GAA, .924 SPCTG)...Enjoyed personal-best 11-game unbeaten streak (7-0-4) from

Jan. 29 to Feb. 23...Suffered grade one MCL sprain of right knee in playoffs at Ottawa (4/21)...1995-96: Led NHL in save percentage (.920)...Honored with Memorial Trophy and Star of Stars Trophy...Made first All-Star Game appearance, stopping 12-of-13 shots and posting win for Eastern Conference (1/20/96 at Boston)...1994-95: Captured Vezina Trophy for second straight season...Named *The Hockey News* Goaltender of the Year...Named Official NHL First-Team All-Star goaltender...Shared league-lead in shutouts again in 1994-95...Tied for league lead in goals-against average after having posted top mark year before...Led league in save percentage (.930)...Sabres' Met Life Player of the Month for February...Played in 100th game as Sabre vs. N.Y. Rangers (2/26)...1993-94: Won first Vezina Trophy...Teamed with Grant Fuhr to win 1993-94 Jennings Trophy (lowest team goals against in regular season)...Named Official NHL First-Team All-Star goaltender...*The Hockey News*/Upper Deck Goaltender of the Year, *The Sporting News* Second-Team All-Star, Goaltender on All-Beckett Hockey Team and was named that publication's Player of the Year, and Reeds Jewelers Most Popular Player Award...Shared league-lead in shutouts in 1993-94...Led league in save percentage (.930)...Recorded seven shutouts, and combined with Fuhr's two, part of nine team shutouts...Became first European-trained goaltender to lead league in goals-against average (1.95 in 1993-94)...Also became first NHL goaltender to finish regular season with GAA below 2.00 since Bernie Parent in 1973-74 with mark of 1.95...Mark also set new team record for goals-against average in one season...Was only third Sabre goaltender to finish season first among netminders in GAA...NHL's Co-Player of the Month and Sabres' Met Life Player of the Month for December...NHL Player of the Week for period Dec. 6-12, 1993 (3-0-0, 1.00 GAA, .959 save percentage, one assist and one shutout)...Sabres' Met Life Player of the Month for March...Recorded first shutout as Sabre at Toronto (11/29)...Reached 5,000-minutes played mark in NHL career vs. Dallas (2/13)...Played in 100th NHL game at San Jose (3/8)...Posted two playoff shutouts in 1994, including 70-save performance in 1-0 four-overtime victory vs. New Jersey (4/27) to force Game Seven...1992-93: Led Sabre goaltenders in goals-against average and save percentage...Made first start and appearance as Sabre vs. Quebec (10/8)...Relieved Daren Puppa to start third period vs. San Jose (10/23) and notched first win as Sabre (5-4)...1991-92: Began season with Chicago before being sent to Indianapolis (IHL)...Recorded first NHL shutout with 21 saves in Blackhawks' 2-0 win over Toronto (1/9)...Saw some action in Norris Division Semifinals and in Stanley Cup Finals vs. Pittsburgh...Named to Upper Deck/NHL All-Rookie Team following season...IHL First All-Star Team (1991)...1990-91: Made NHL debut in Chicago's 1-1 tie at Hartford (11/6)...First NHL victory came in Blackhawks' 5-3 win at Buffalo (3/8)...Was originally Chicago's 11th choice (199th overall) in 1983 Entry Draft.

CZECH REPUBLIC: Named goalie on Czech Republic Olympic hockey team (1998 Nagano, Japan)...Named Olympic tournament's "Outstanding Goaltender" while leading Czech Republic to goal medal...Led all goalies in Olympics with 5-1 record, 0.97 GAA (6 goals in 369 min.), .961 save percentage (149 saves on 155 shots) and two shutouts...Made 20 saves in 1-0 shutout of Russia in gold-medal game (2/22/98)...Stopped all five attempts in shootout tie-breaker (shooters in order: Theo Fleury, Ray Bourque, Joe Nieuwendyk, Eric Lindros and Brendan Shanahan) in leading Czech's to 2-1 win over Canada in semifinals (2/20/98)...Had two-of-five total shutouts recorded in Olympic tournament (1998)...Was starting goaltender for Team Czechoslovakia during 1991 Canada Cup Tournament...Played for Czechoslovakia in World Championships: 1983, 1986, 1987, 1989 and 1995...Also represented that nation in 1988 Olympics...Czechoslovakian Goaltender of the Year: 1986, 1987, 1988, 1989 and 1990...Czechoslovakian Player of the Year: 1987, 1989 and 1990...Czechoslovakian First-Team All-Star: 1988, 1989, 1990.

PERSONAL: Works with Variety Club of Buffalo to help build a hockey rink in downtown Buffalo...Sponsored exhibition hockey game in Czech Republic in summer of 1998, featuring various NHL stars and Czech Republic gold-medal team, which raised approximately \$10,000 for various charities...Helped establish program in conjunction with NHL to introduce hockey to inner city youths...Has also done work with Buffalo Children's Hospital...Dominik and wife, Alena, have son, Michael, and daughter, Dominika...Has one sister and one brother, who plays major pro soccer in Czech Republic...Speaks three languages: Czechoslovakian, English and Russian...Agreed to terms on multi-year contract with Sabres on March 19, 1998.

ACTIVE SHUTOUT LEADERS IN NHL

Player	Seasons	Shutouts	1998-99
Patrick Roy	15	46	5
Ed Belfour	10	45	5
Dominik Hasek	9	42	9
Martin Brodeur	7	36	4
John Vanbiesbrouck	17	35	6
Tom Barrasso	16	34	4

ACTIVE SHUTOUT LEADERS IN NHL

Awards/Honors	Accomplished
Hart Memorial Trophy	(1997, 1998)
Lester B. Pearson Award	(1997, 1998)
Vezina Trophy	(1994, 1995, 1997, 1998, 1999)
William M. Jennings Trophy	Dominik Hasek & Grant Fuhr (1994)
NHL Player of the Year	<i>The Sporting News</i> (1997, 1998), <i>The Hockey News</i> (1997, 1998)
Goaltender of the Year	<i>The Hockey News</i> (1994, 1995, 1997, 1998, 1999)
Official NHL First-Team All-Star	(1994, 1995, 1997, 1998, 1999)
Selected to All-Star Game	(1996, 1997, 1998 - starter, 1999)
NHL Player of the Month	(December, 1997; February, 1998; December, 1998)
NHL Co-Player of the Month	(December, 1998)
NHL Player of the Week	(December, 1997; February, 1998; January, 1999)

ESPY


Pro

7...Daughter.

Brian HOLZINGER

Center

19



CAREER GAME HIGHS


Goals: 2, five times
Assists: 3 (4/4/97 vs. N.Y. Rangers; 2/2/98 at Tampa Bay)
Points: 4 (2/2/98 at Tampa Bay)
Penalty Minutes: 11 (3/31/96 vs. Boston)
Longest Point Streak: 5 games, 3+4=7 (2/18/97 to 3/1/97)

REGULAR SEASON

PLAYOFFS

Season	Team	League	GP	G	A	TP	+/-	PIM	PP	SH	GW	GT	S	%	GP	G	A	TP	PIM
1991-92	Bowling Green	CCHA	30	14	8	22	—	36	—	—	—	—	—	—	—	—	—	—	—
1992-93	Bowling Green	CCHA	41	31	26	57	—	44	—	—	—	—	—	—	—	—	—	—	—
1993-94	Bowling Green	CCHA	38	22	15	37	—	24	—	—	—	—	—	—	—	—	—	—	—
1994-95	Bowling Green	CCHA	38	35	33	68	—	42	—	—	—	—	—	—	—	—	—	—	—
	Buffalo	NHL	4	0	3	3	2	0	0	0	0	0	3	0.0	4	2	1	3	2
1995-96	Buffalo	NHL	58	10	10	20	-21	37	5	0	1	0	71	14.1	—	—	—	—	—
	Rochester	AHL	17	10	11	21	9	14	0	0	2	0	45	22.2	19	10	14	24	10
1996-97	Buffalo	NHL	81	22	29	51	9	54	2	2	6	0	142	15.5	12	2	5	7	8
1997-98	Buffalo	NHL	69	14	21	35	-2	36	4	2	1	1	116	12.1	15	4	7	11	18
1998-99	Buffalo	NHL	81	17	17	34	2	45	5	0	2	0	143	11.9	21	3	5	8	33
	NHL Totals		293	63	80	143	-10	172	16	4	10	1	475	13.3	52	11	18	29	61
	Sabre Totals		293	63	80	143	-10	172	16	4	10	1	475	13.3	52	11	18	29	61

Multi-Point Games: 0 (1994-95), 3 (1995-96), 11 (1996-97), 6 (1997-98), 4 (1998-99) Total: 24



BORN: October 10, 1972; Parma, Ohio
HEIGHT: 5'11" **WEIGHT:** 190
SHOOTS: Right
LAST AMATEUR CLUB: Bowling Green State University
HOW ACQUIRED: Sixth-round draft choice (124th overall) of Sabres in 1991.

1998-99: Recorded assist (on SH/GWG) in 2-1 win vs. N.Y. Islanders (3/15)...Had two-point game (1+1=2) in 4-1 win vs. Los Angeles (1/30)...Marked fourth multi-point game of season (24th of career)...Netted Sabres' first goal and was named game's first star in 2-1 win vs. Boston (1/15)...Returned to ice at San Jose (1/9) after

missing game at Los Angeles (1/7) with flu...Recorded two points (1+1=2) vs. Calgary (1/2)...Recorded deciding goal at 14:47 of third period in 3-1 win at Nashville (12/5)...Posted two assists in 4-1 win vs. Toronto (11/20) for back-to-back multi-point games...Recorded three-point night (1+2=3) in 6-1 win vs. Chicago (11/14)...Games missed due to injury/illness: 1...Multi-point games: 4...**In 1999 Playoffs:** Recorded assist in Game Three vs. Dallas (6/12)...Had at least one point (1+4=5) in four straight playoff games (5/25/99 to 5/31/99)...ECF stats vs. Toronto (5 GP, 1+4=5, 16 PIM)...Recorded two assists (1 on PP, 1 on GWG) in 4-2 win in Game Five at Toronto (5/31)...Was second multi-point game this postseason (6th of playoff career)...Scored goal in 5-2 win in Game Four vs. Toronto (5/29)...Had assist on GWG (on PP) in 4-2 win in Game Three vs. Toronto (5/27)...ECSF stats vs. Boston (6 GP, 0+0=0, 6 PIM)...ECQF stats vs. Ottawa (4 GP, 2+0=2, 2 PIM)...Scored pair of goals in second period (1 on PP) of 3-0 win in Game Three vs. Ottawa (4/25)...Was second multi-goal game in playoff career...Playing in fourth NHL playoffs (all with Sabres)...Games missed this postseason due to injury: 0...Multi-point games this postseason: 2.

CAREER: 1997-98: Tied for sixth on Sabres in scoring...Posted two power-play goals vs. Calgary (10/22)...Returned to lineup at Pittsburgh (11/24) after missing three games with bruised heel (suffered 11/10 vs. Edm.)...Had three-point night at Dallas (12/15), registering one goal and two assists (all pts. on PP)...Saw first action of season at RW vs. Ottawa (12/31) and vs. Colorado (1/2)...Set personal best for points in game with four (prev. high 3 pts.: 2+1=3, at Col. 10/27/95; 2+1=3, vs. L.A. 12/20/96; 0+3=3 vs. N.Y.R. 4/4/97; 1+2=3, at Dal. 12/15/97) at Tampa Bay (2/2), registering one goal and three assists...Four-point performance against Lightning was most by Sabre in game in 1997-98...Also marked third consecutive game with goal, tying longest such streak of career (career long 3 games: 2/18/97 vs. Cgy. to 2/23/97 vs. Bos. & 1/30/98 vs. Phx. to 2/2/98 at T.B.)...Recorded 100th point in Sabres/NHL career with goal at Montreal (2/7)...Returned to lineup vs. Chicago (3/17) after missing seven games with sprained ankle suffered in second period at Washington (3/1)...Played in

HOLZINGER VS. NHL

Team	GP	G	A	TP	PIM
Anaheim	7	1	0	1	0
Boston	20	10	4	14	21
Calgary	7	4	2	6	2
Carolina	19	0	6	6	12
Chicago	8	2	4	6	0
Colorado	8	3	1	4	2
Dallas	7	1	2	3	6
Detroit	8	1	2	3	6
Edmonton	7	0	1	1	6
Florida	16	3	8	11	2
Los Angeles	5	3	5	8	2
Montreal	20	7	4	11	10
Nashville	2	1	0	1	0
New Jersey	14	3	5	8	4
N.Y. Islanders	12	2	2	4	0
N.Y. Rangers	15	2	5	7	8
Ottawa	22	1	5	6	8
Philadelphia	13	5	2	7	17
Phoenix	7	2	0	2	8
Pittsburgh	17	3	2	5	20
San Jose	6	0	1	1	0
St. Louis	8	2	4	6	4
Tampa Bay	16	4	5	9	18
Toronto	8	1	4	5	6
Vancouver	5	1	2	3	2
Washington	16	1	4	5	8
NHL Totals	293	63	80	143	172

200th Sabres/NHL game in 5-2 win at Vancouver (3/26)...Scored Sabres' first two goals at New Jersey (4/15), including one while short-handed...In 1998 playoffs, scored short-handed goal which was Buffalo's second on same penalty (Darryl Shannon also scored) and second of postseason career...**1996-97:** Finished second on team in scoring...Tied with Donald Audette (RW) for most road points with 24 (10+14)...Sabres were 18-1-1 in games in which Holzinger scored a goal...Scored first Buffalo goal in Marine Midland Arena (preseason game 9/21 vs. Toronto)...Scored first short-handed goal of career vs. Montreal (10/24)...Sabres' Met Life Player of the Month for November (14 GP, 4+5=9, +3, 2 GWG)...Played in 100th Sabres/NHL game vs. New Jersey (12/31)...Had career best five-game point-scoring streak end vs. Pittsburgh (3/5)...Three assists vs. Rangers (4/4) set personal best for most assists in game...Games missed due to injury: 1...Was third on team in postseason scoring...Scored game-winning goal at Ottawa (4/27)...**1995-96:** Played in every playoff game for Calder Cup Champion Rochester Americans, finishing second on team in scoring (behind Dixon Ward)...Scored first NHL regular season goal at Boston (10/9)...**1994-95:** Made NHL debut vs. Ottawa (4/16)...Recorded first NHL point (assist) vs. Montreal (5/1)...Scored first NHL goal in regular season or playoff game in Game Two at Philadelphia (5/8)...Won Hobey Baker Award as top U.S. collegiate hockey player...Named CCHA Player of the Year, CCHA All-Star First Team, and NCAA West All-American First Team following that season.


PERSONAL: Married, Lori in summer of 1997...Daughter, Alyssa Marie, born over the summer of 1999.



Paul KRUSE

Left Wing

24



CAREER GAME HIGHS

Goals: 2 (4/7/95 vs. Los Angeles; 2/2/98 at Pittsburgh)
Assists: 2 (1/24/94 vs. Los Angeles; 12/1/95 at Edmonton)
Points: 2, seven times
Penalty Minutes: 31 (4/1/98 vs. Los Angeles)
Longest Point Streak: 3 games, 2+1=3 (2/11/95 to 2/16/95); 3 games, 4+0=4 (1/30/98 to 2/2/98)

REGULAR SEASON

PLAYOFFS

Season	Team	League	GP	G	A	TP	+/−	PIM	PP	SH	GW	GT	S	S%	GP	G	A	TP	PIM
1988-89	Kamloops	WHL	68	8	15	23	—	209	—	—	—	—	—	—	—	—	—	—	—
1989-90	Kamloops	WHL	67	22	23	45	—	291	—	—	—	—	—	—	17	3	5	8	79
1990-91	Calgary	NHL	1	0	0	0	-1	7	0	0	0	0	0.0	—	4	1	1	2	4
	Salt Lake	IHL	83	24	20	44	—	313	—	—	—	—	—	—	—	—	—	—	—
1991-92	Calgary	NHL	16	3	1	4	1	65	0	0	0	0	12	25.0	—	—	—	—	—
	Salt Lake	IHL	57	14	15	29	—	267	—	—	—	—	—	—	5	1	2	3	19
1992-93	Calgary	NHL	27	2	3	5	2	41	0	0	0	0	17	11.8	—	—	—	—	—
	Salt Lake	IHL	35	1	4	5	—	206	—	—	—	—	—	—	—	—	—	—	—
1993-94	Calgary	NHL	68	3	8	11	-6	185	0	0	0	0	52	5.8	7	0	0	0	14
1994-95	Calgary	NHL	45	11	5	16	13	141	0	0	2	0	52	21.2	7	4	2	6	10
1995-96	Calgary	NHL	75	3	12	15	-5	145	0	0	0	0	83	3.6	3	0	0	0	4
1996-97	Calgary	NHL	14	2	0	2	-4	30	0	0	1	0	10	20.0	—	—	—	—	—
	N.Y. Islanders	NHL	48	4	2	6	-5	111	0	0	0	0	39	10.3	—	—	—	—	—
1997-98	N.Y. Islanders	NHL	62	6	1	7	-12	138	0	0	2	1	44	13.6	—	—	—	—	—
	Buffalo	NHL	12	1	1	2	1	49	0	0	0	0	8	12.5	1	1	0	1	4
1998-99	Buffalo	NHL	43	3	0	3	0	114	0	0	0	0	33	9.1	10	0	0	0	4
	NHL Totals		411	38	33	71	-16	1026	0	0	5	1	350	10.9	28	5	2	7	36
	Sabre Totals		55	4	1	5	1	163	0	0	0	0	41	9.8	11	1	0	1	8

Multi-Point Games: 0 (1990-91), 0 (1991-92), 1 (1992-93), 1 (1993-94), 2 (1994-95), 2 (1995-96), 0 (1996-97), 1 (1997-98), 0 (1998-99) Total: 7



BORN: March 15, 1970; Merritt, British Columbia
HEIGHT: 6'0" **WEIGHT:** 214
SHOOTS: Left
LAST AMATEUR CLUB: Kamloops (WHL)
HOW ACQUIRED: Acquired from N.Y. Islanders on March 24, 1998, along with Jason Holland (D) in exchange for Jason Dawe (R/LW).

1998-99: Finished second on club with 114 penalty minutes...Appeared in 400th NHL game vs. Boston (3/13)...Surpassed 1,000 career PIM in 6-3 loss at Edmonton (2/26)...Scored Sabres' second goal in 2-2 tie vs. N.Y. Islanders

(2/13)...Tallied first goal of season vs. Montreal (2/11)...Game at Los Angeles (1/7) was first action since at Florida (11/28)...Was healthy scratch vs. New Jersey (12/28) after missing 12 games while on I.R. list with hip flexor/groin injury...Returned at Florida (1/28) after missing another three games with re-injured hip flexor suffered vs. Blackhawks (11/14), but left game early with hip flexor/groin injury...Placed on I.R. list (11/28)...Returned with 24 PIM vs. Chicago (11/14) after missing three games with hip flexor injury (suffered 11/4 at practice)...Games missed due to injury: 18...**In 1999 Playoffs:** Saw first action of Stanley Cup Finals in Game Two at Dallas (6/8)...Appeared in fifth NHL playoffs (2nd with Sabres)...Games missed this postseason due to injury: 0.

CAREER: 1997-98: Appeared in first 62 games played with Islanders...Played in 300th NHL contest in Islanders' game at Los Angeles (10/21)...Had career-best three-game goal streak (total of 4 goals) while with New York (1/30 vs. Carolina to 2/2 at Pittsburgh)...Scored two goals, including game-winner at Pittsburgh (2/2)...Recorded game-tying goal for Islanders vs. Boston (2/1)...Missed Islanders' games vs. New Jersey (2/7) with hip flexor, and vs. Colorado (3/7) with bruised hand...Switched to jersey #24 at Vancouver (3/26) after playing in first game as Sabre in #29 at Calgary (3/24)...Deflected in shot by Rob Ray (RW) at Detroit (3/29) for first goal as Sabre...Recorded first assist as Sabre on Buffalo's third goal in 4-0 win vs. Los Angeles (4/1)...Missed final two games of regular season after suffering grade two sprain of MCL in left knee in first period at New Jersey (4/15)...Missed first eight games of 1998 playoffs while recovering from knee sprain suffered against Devils...In lone game of postseason, scored first playoff goal as Sabre in Game Six vs. Washington (6/4)...**1996-97:** Scored four goals and two assists in 48 games with Islanders...Missed final twelve games for Islanders with abdominal injury, which required off-season surgery...Fourth on team in penalty minutes (111)...Scored first goal as Islander vs. Tampa Bay (12/14)...Acquired by N.Y. Islanders (11/27) from Calgary

KRUSE VS. NHL

Team	GP	G	A	TP	PIM
Anaheim	18	1	0	1	45
Boston	13	1	1	2	19
Buffalo	14	0	1	1	43
Calgary	6	0	0	0	21
Carolina	12	1	1	2	28
Chicago	21	4	1	5	67
Colorado	10	2	0	2	27
Dallas	18	1	1	2	36
Detroit	19	3	0	3	63
Edmonton	25	4	4	8	79
Florida	14	1	1	2	39
Los Angeles	28	5	4	9	96
Montreal	12	1	0	1	25
Nashville	0	0	0	0	0
New Jersey	15	0	0	0	39
N.Y. Islanders	6	1	0	1	12
N.Y. Rangers	15	0	1	1	46
Ottawa	14	0	2	2	15
Philadelphia	16	1	0	1	41
Phoenix	21	2	3	5	62
Pittsburgh	16	3	1	4	28
San Jose	16	1	2	3	25
St. Louis	18	1	3	4	37
Tampa Bay	12	2	0	2	13
Toronto	16	1	2	3	29
Vancouver	24	1	4	5	80
Washington	12	1	1	2	11
NHL Totals	411	38	33	71	1026

for third-round selection in 1997 Entry Draft (Francis Lessard), which was previously acquired from Colorado for Brent Severyn...**1995-96:** Finished third on Flames in PIM (145)...12 of 15 points were scored on road and all at even strength...Had two multi-point games: (0+2) at Edmonton (12/1) and (1+1) at Winnipeg (12/3)...Played in 200th NHL game vs. Buffalo (1/12)...Missed five games due to injury...Appeared in three of four playoff games vs. Chicago...**1994-95:** Second on team with +13...Had three-game point scoring streak (2+1=3; 2/11 to 2/16)...All 16 points were scored at even strength...Registered two multi-point games: (2+0) vs. Los Angeles (4/7) and (1+1) vs. Toronto (4/29)...Scored four goals and two assists in opening round loss to San Jose in 1995 playoffs...**1993-94:** Finished third in penalty minutes (185)...Sat out opening twelve games of season with toe injury...Posted pair of assists vs. Los Angeles (1/24)...Scored goals at Pittsburgh (1/8), at Los Angeles (2/5) and vs. Anaheim (4/6)...Played in all seven playoff games vs. Vancouver...**1992-93:** Played in 27 games for Calgary after being recalled from Salt Lake (IHL) in early December...Totaled 206 PIM in 35 games with Salt Lake...Recorded first multi-point game of NHL career (1+1) vs. Vancouver (4/9)...**1991-92:** First NHL point (assist) came at Edmonton (12/23)...Recorded first NHL goal against Ed Belfour at Chicago (2/16)...Was fifth on Salt Lake with 14 goals...**1990-91:** Was second in PIM with Salt Lake (313)...Made NHL debut vs. Los Angeles (3/31)...Originally selected by Calgary in fourth round (83rd overall) of 1990 Entry Draft.


PERSONAL: Paul and wife, Laurie-Ann, have two daughters, McKinley and Sierra.



Jay McKEE

Defense

74



CAREER GAME HIGHS


Goals: 1, two times
Assists: 2 (11/11/96 vs. Florida; 10/15/97 at Carolina; 1/8/98 at Los Angeles; 11/29/98 at Tampa Bay)
Points: 2 (11/11/96 vs. Florida; 10/15/97 at Carolina; 1/8/98 at Los Angeles; 11/29/98 at Tampa Bay)
Penalty Minutes: 20 (12/19/98 vs. Carolina)
Longest Point Streak: 3 games, 0+3=3 (10/30/98 to 11/7/98)

REGULAR SEASON

PLAYOFFS

Season	Team	League	GP	G	A	TP	+/-	PIM	PP	SH	GW	GT	S	%	GP	G	A	TP	PIM
1993-94	Sudbury	OHL	51	0	1	1	-	51	-	-	-	-	-	-	3	0	0	0	0
1994-95	Sudbury	OHL	39	6	6	12	-	91	-	-	-	-	-	-	-	-	-	-	-
	Niagara Falls	OHL	26	3	13	16	-	60	-	-	-	-	-	-	6	2	3	5	10
1995-96	Niagara Falls	OHL	64	5	41	46	-	129	-	-	-	-	-	-	10	1	5	6	16
	Rochester	AHL	4	0	1	1	-2	15	0	0	0	0	3	0.0	-	-	-	-	-
	Buffalo	NHL	1	0	1	1	1	2	0	0	0	2	0.0	-	-	-	-	-	-
1996-97	Buffalo	NHL	43	1	9	10	3	35	0	0	0	0	29	3.4	3	0	0	0	0
	Rochester	AHL	7	2	5	7	0	4	1	0	0	0	19	10.5	-	-	-	-	-
1997-98	Buffalo	NHL	56	1	13	14	-1	42	0	0	0	0	55	1.8	1	0	0	0	0
	Rochester	AHL	13	1	7	8	6	11	0	0	0	0	36	2.8	-	-	-	-	-
1998-99	Buffalo	NHL	72	0	6	6	20	75	0	0	0	0	57	0.0	21	0	3	3	13
	NHL Totals		172	2	29	31	23	154	0	0	0	0	143	1.4	25	0	3	3	13
	Sabre Totals		172	2	29	31	23	154	0	0	0	0	143	1.4	25	0	3	3	13

Multi-Point Games: 0 (1995-96), 1 (1996-97), 2 (1997-98), 1 (1998-99) Total: 4



BORN: September 8, 1977; Kingston, Ontario
HEIGHT: 6'3" **WEIGHT:** 205
SHOOTS: Left
LAST AMATEUR CLUB: Niagara Falls (OHL)
HOW ACQUIRED: Selected in first round (14th overall) of 1995 NHL Entry Draft with pick acquired on July 8, 1995, by Buffalo from Vancouver along with Michael Peca and Mike Wilson in exchange for Alexander Mogilny and Buffalo's 1995 fifth-round pick (Todd Norman).

1998-99: Returned to action at N.Y. Rangers (3/19) after missing two games with flu...Returned to action at Vancouver (2/28) after missing six games with bruised foot suffered vs. N.Y. Islanders (2/13)...On I.R. list (2/13/99 to 2/27/99)...Set career high for PIM in one game with 20 (2 maj., 1 misc.) vs. Carolina (12/19)...Assisted on Dixon Ward's (R/LW) short-handed goal vs. Montreal (12/18)...Was +3 in 4-1 win at Boston (12/12)...Tied career high for points and assists in one game with two assists at Tampa Bay (11/29)...Marked first multi-point game of season (4th of career)...Was +3 in 4-2 win vs. N.Y. Rangers (11/25)...Returned to post assist vs. Boston (11/3) after missing one game with bruised hand suffered vs. Toronto (10/30)...Games missed due to injury/illness: 9...Multi-point games: 1...**In 1999 Playoffs:** Tied for first in NHL with +13 rating...Tallied assist (while SH) and was +3 in 5-2 win in Game Four vs. Toronto (5/29)...Recorded assist (on ENG) and was +3 in 4-2 win in Game Three vs. Toronto (5/27)...Had team-high +4 rating over ECSF series with Boston...Recorded first point (assist on ENG) of postseason career and was +2 in 3-1 win in Game Two at Boston (5/9)...Games missed this postseason due to injury: 0.

CAREER: 1997-98: Registered two assists (on PP) at Carolina (10/15)...Credited with assist on both goals in 2-2 tie at Los Angeles (1/8), including off-ice assist on Dixon Ward's (LW) short-handed, game-tying goal...Tied career high for points in game (0+2=2, vs. Fla. 11/11/96; at Car. 10/15/97) and marked second multi-point game of season...Missed two games with stomach contusion suffered at Detroit (3/29)...Played in 100th Sabres/NHL game in season finale vs. Ottawa (4/19)...Recalled from AHL affiliate Rochester (12/31)...Reassigned to Rochester (12/28) after recall

(12/27)...Reassigned to Rochester (12/24) after recall (12/23)...Originally assigned to Rochester (12/2)...**1996-97:** Scored first career goal at Florida (3/22)...During two-week conditioning assignment in Rochester (2/13 to 2/24), recorded two goals and five assists for seven points to go with four penalty minutes...Had first career multi-point game (2 assists) vs. Florida (11/11)...Changed number after having worn 38 in only prior game experience with Buffalo...Appeared in first career playoff game vs. Ottawa (4/19)...**1995-96:** Made NHL debut (at age of 18) vs. Ottawa (4/10), registering first NHL point (assist)...Named to OHL All-Star Second Team...**1994-95:** Chosen as Niagara Falls' Top defenseman (served as assistant captain that year)...Voted as Top Bodychecker in OHL's Central Division by OHL Coaches...**1993-94:** Was captain for Team Ontario Under-17 at World Challenge.

KCKEE VS. NHL

Team	GP	G	A	TP	PIM
Anaheim	5	0	0	0	6
Boston	9	0	3	3	6
Calgary	4	0	1	1	4
Carolina	9	1	3	4	24
Chicago	5	0	0	0	0
Colorado	6	0	2	2	6
Dallas	3	0	0	0	0
Detroit	3	0	0	0	0
Edmonton	1	0	0	0	2
Florida	12	1	2	3	10
Los Angeles	3	0	2	2	0
Montreal	10	0	1	1	15
Nashville	2	0	0	0	4
New Jersey	7	0	0	0	4
N.Y. Islanders	7	0	1	1	4
N.Y. Rangers	8	0	2	2	4
Ottawa	14	0	1	1	18
Philadelphia	7	0	1	1	17
Phoenix	4	0	0	0	2
Pittsburgh	11	0	2	2	2
San Jose	3	0	0	0	2
St. Louis	5	0	1	1	0
Tampa Bay	9	0	3	3	6
Toronto	7	0	2	2	0
Vancouver	5	0	1	1	8
Washington	10	0	1	1	10
NHL Totals	172	2	29	31	154

PERSONAL: Single...Does charity work with the Ronald McDonald House.




Michael PECA

Center

27

CAREER GAME HIGHS

Goals: 2, several times
Assists: 2, several times
Points: 3, several times
Penalty Minutes: 17 (11/27/96 at Tampa Bay; 4/9/99 vs. Florida)
Longest Point Streak: 4 games, five times (most pts. of five: 4+3=7; 1/2/99 to 1/9/99)




REGULAR SEASON

PLAYOFFS

Season	Team	League	GP	G	A	TP	+/-	PIM	PP	SH	GW	GT	S	%	GP	G	A	TP	PIM
1990-91	Sudbury	OHL	62	14	27	41	-	24	-	-	-	-	-	-	5	1	0	1	7
1991-92	Sudbury	OHL	39	16	34	50	-	61	-	-	-	-	-	-	11	6	10	16	6
	Ottawa	OHL	27	8	17	25	-	32	-	-	-	-	-	-	-	-	-	-	-
1992-93	Ottawa	OHL	55	38	64	102	-	80	-	-	-	-	-	-	-	-	-	-	-
	Hamilton	AHL	9	6	3	9	-	11	-	-	-	-	-	-	17	7	22	29	30
1993-94	Ottawa	OHL	55	50	63	113	-	101	-	-	-	-	-	-	-	-	-	-	-
	Vancouver	NHL	4	0	0	0	-1	2	0	0	0	0	5	0.0	-	-	-	-	-
1994-95	Syracuse	AHL	35	10	24	34	-	75	-	-	-	-	-	-	-	-	-	-	-
	Vancouver	NHL	33	6	6	12	-6	30	2	0	1	1	46	13.0	5	0	1	1	8
1995-96	Buffalo	NHL	68	11	20	31	-1	67	4	3	1	0	109	10.1	-	-	-	-	-
1996-97	Buffalo	NHL	79	20	29	49	26	80	5	6	4	0	137	14.6	10	0	2	2	8
1997-98	Buffalo	NHL	61	18	22	40	12	57	6	5	1	1	132	13.6	13	3	2	5	8
1998-99	Buffalo	NHL	82	27	29	56	7	81	10	0	8	1	199	13.6	21	5	8	13	18
	NHL Totals		327	82	106	188	31	317	27	14	15	3	628	13.1	49	8	13	21	42
	Sabre Totals		290	76	100	176	44	285	25	14	14	2	577	13.2	44	8	12	20	34

Multi-Point Games: 0 (1993-94), 0 (1994-95), 3 (1995-96), 13 (1996-97), 8 (1997-98), 11 (1998-99) Total: 35



BORN: March 26, 1974; Toronto, Ontario
HEIGHT: 5'11" **WEIGHT:** 181
SHOOTS: Right
LAST AMATEUR CLUB: Ottawa (OHL)
HOW ACQUIRED: Came to Sabres in trade with Vancouver on July 8, 1995, along with Mike Wilson and Canucks' first-round selection in 1995 (Sabres chose Jay McKee) in exchange for Alexander Mogilny and fifth-round draft pick (Todd Norman).

1998-99: Finished third in voting for Frank J. Selke Trophy (NHL's best defensive forward)...Selected as one of NHL's Top 50 Players by *The Hockey News*...Won second straight Punch Imlach Memorial Award (Sabres' team award for dedication and leadership)...Only Sabre to appear in all 82 games...Finished tied for third in NHL with eight game-winning goals...Tallied 100th assist as Sabre (on PP/GWG) in 3-0 win vs. Washington (4/18)...Had four-game point streak (1+4=5) from at Montreal (4/3) to vs. Florida (4/9), tying longest streak of career (4 games now done 5 times)...Had two assists (1 on PP) in 4-3 win at N.Y. Islanders (4/6), surpassing career mark for points in one season (prev. best: 49 pts. in 1996-97)...Tallied 100th NHL assist in 3-1 win vs. Pittsburgh (4/5)...Scored GWG (on PP) with 14 seconds left in second period of 2-1 win vs. Dallas (3/5)...Scored twice vs. Edmonton (3/3), equaling career high for goals in one game...Was eighth two-goal game of career...Recorded assist vs. Toronto (2/17) in 300th NHL game...Scored GWG (4-0 of 3rd per.) and added assist in 3-2 win vs. Carolina (2/15), surpassing previous season high for goals (20 in 1996-97)...Scored Buffalo's final two goals (2nd was ENG) in 4-1 win vs. Los Angeles (1/30), tying career best for goals in one game...Assisted on Buffalo's first goal (on PP) and scored game-tying goal at 1:03 of third period in 2-2 game at San Jose (1/9)...Marked third GTG of career (2nd with Sabres)...Extended longest goal streak of career to four games (prev. long: 2 games) and tied longest point streak of career with four-game run (4+3=7; 1/2 vs. Cgy. to 1/9 at S.J.)...Scored 29 seconds into OT for 3-2 win at Anaheim (1/6)...Was second regular-season OT goal of career...Equalled career bests for points and assists in one game (1+2=3) in 7-1 win vs. Calgary (1/2)...Marked sixth three-point game of career...Tied career highs for points and goals in one game (2+1=3) in loss vs. New Jersey (12/28)...Recorded GWG (17:59 3rd per.) in 2-0 win vs. N.Y. Rangers (12/11), despite suffering bruised knee in previous game at St. Louis (12/8)...Tied career best for goals in one game with pair at Tampa Bay (11/29)...Equalled career mark for assists in game with two vs. N.Y. Rangers (11/25)...Tied career best for assists in game with pair at N.Y. Islanders (10/24)...Games missed due to injury: 0...Multi-point games: 11...In 1999 Playoffs: Scored goal (PP) in Game Two at Dallas (6/10)...Recorded assist (while SH) in 4-2 win in Game Three vs. Toronto (5/27)...Netted initial goal of game (on PP) in 3-2 win in Game Six vs. Boston (5/18)...Had assist and scored first short-handed goal of postseason career in 3-0 victory in Game Four vs. Boston (5/14)...Was third multi-point game this postseason (4th of playoff career)...Assisted on Dixon Ward's (R/LW) game-winning goal in 3-2 win in Game Three vs. Boston (5/12)...Recorded first goal of game in 3-1 win in Game Two at Boston (5/9)...Had at least one point (total: 2+5=7) in five consecutive postseason games (6/4/98 to 4/27/99)...Longest point streak of career in regular season is four games (6 times)...Recorded assist on both goals by Vaclav Varada (RW) in 4-3 win in Game Four vs. Ottawa (4/27)...Took shot that Miroslav Satan (L/RW) put in on rebound to tie game (on PP) in third period of eventual 3-2 OT win in Game Two at Ottawa (4/23)...Scored Sabres' first goal and assisted on GWG in 2-1 win in Game One at Ottawa (4/21)...Games missed this postseason due to injury: 0...Multi-point games this postseason: 3.

CAREER: 1997-98: Finished second in voting for Frank J. Selke Trophy (NHL's best defensive forward)...Tied for third in NHL in short-handed goals (5) and tied for first in short-handed points (9)...Scored over half of points (22 of 40 pts.) on special teams (6+7=13 on PP; 5+4=9 while SH)...Presented with Punch Imlach Memorial Award (Sabres' team award for dedication and leadership)...Posted 100th NHL point with goal vs. Philadelphia (11/26)...Played in 200th NHL game vs. Carolina (12/12)...Scored two short-handed goals in 3-0 win vs. Ottawa (12/31)...Tied Sabres' game record for most short-handed goals by one player...Posted assists in four consecutive games (1/8 at L.A. to 1/15 vs. Van.), marking longest such streak by Sabre in 1997-98...Recorded 100th point as Sabre by feeding pass to Vaclav Varada (RW) for game-tying goal in 3-3 decision vs. St. Louis (1/27)...Scored on rebound for game-tying goal with 1:20 left in third period of 2-2 tie vs. Boston (2/4), and assisted on GTG with 46 seconds left in third of 1-1 tie at Boston (2/26)...Played in 200th game as Sabre and had three-point performance in 6-1 win vs. Florida (3/19), recording short-handed goal and two assists (1 while SH)...Equalled personal high for points in game as Sabre (3, three previous times)...Also had three-points vs. Pittsburgh (3/15), registering two goals (2nd was SH & ENG) and one assist...Missed three games (3/27 at Edm., 3/29 at Det., 4/1 vs. L.A.) while serving NHL suspension for hit on Canucks' Mattias Ohlund (D)...Returned vs. Philadelphia (4/13) after missing two games with hip injury suffered in second period vs. Carolina (4/8)...Suffered grade one sprain of MCL in left knee in first period at New Jersey (4/15)...Returned to action in 1998 playoffs in 6-1 win in Game Three vs. Philadelphia (4/27), after missing first two games of ECQF series while recovering from knee sprain suffered at New Jersey...Recorded first two goals of postseason career in 5-4 overtime win in Game Three at Montreal (5/12), including GWG at 1:24 of second OT...1996-97: Won Frank J. Selke Trophy, which is symbolic of NHL's best defensive forward...Also voted Selke winner by *The Hockey News* on May 2...Six short-handed goals not only led NHL, but also represented third most in one season by Sabre...Finished second in league in short-handed points (6+3=9)...Led Sabres in plus/minus with +26 mark...Sabres' most productive player with 31 points (12+19=31) in second half of season...Was "plus" or "even" in 68 of 79 games played...Tied for second on team with five power-play goals...Buffalo was 14-4-1 in games in which Peca scored a goal...Scored Sabres' first regular season goal in Marine Midland Arena vs. Detroit (10/12)...Played in 100th game as Sabre at New Jersey (12/23)...Multiple point-games: 13...Games missed due to injury: 3...Held hold centers Alexei Yashin (Ottawa) and Eric Lindros (Philadelphia) to combined total of three goals in ten games of 1997 playoffs...1995-96: Scored last goal in Memorial Auditorium (Buffalo beat Hartford 4-1 on 4/14)...Scored first goal as Sabre at Boston (10/9)...1994-95: Scored first NHL goal in season opener vs. Dallas (1/20)...Missed 12 games due to cracked cheekbone, and one with wrist injury...1993-94: Led Ottawa 67's in scoring for second straight year...Played first NHL game for Vancouver at Montreal (12/6)...Won gold medal with Canada at World Junior Championships...Selected by Vancouver in second round (40th overall) at 1992 NHL Entry Draft in Montreal.

PECA VS. NHL

Team	GP	G	A	TP	PIM
Anaheim	12	1	4	5	16
Boston	21	4	7	11	10
Buffalo	1	0	0	0	2
Calgary	11	3	3	6	6
Carolina	21	8	7	15	14
Chicago	11	0	0	0	6
Colorado	8	2	3	5	4
Dallas	9	4	1	5	22
Detroit	8	4	0	4	4
Edmonton	11	4	1	5	18
Florida	16	6	9	15	27
Los Angeles	8	3	4	7	0
Montreal	17	4	9	13	4
Nashville	2	0	1	1	0
New Jersey	15	0	4	10	10
N.Y. Islanders	15	1	7	8	8
N.Y. Rangers	16	4	4	8	26
Ottawa	19	6	5	11	16
Philadelphia	15	3	5	8	6
Phoenix	9	1	2	3	9
Pittsburgh	17	5	3	8	25
San Jose	7	2	6	8	4
St. Louis	10	2	2	3	10
Tampa Bay	14	3	2	5	29
Toronto	15	1	3	4	15
Vancouver	7	3	2	5	10
Washington	12	2	7	9	10
NHL Totals	327	82	106	188	317


od of 2-2 tie vs. Boston (2/4), and assisted on GTG with 46 seconds left in third of 1-1 tie at Boston (2/26)...Played in 200th game as Sabre and had three-point performance in 6-1 win vs. Florida (3/19), recording short-handed goal and two assists (1 while SH)...Equalled personal high for points in game as Sabre (3, three previous times)...Also had three-points vs. Pittsburgh (3/15), registering two goals (2nd was SH & ENG) and one assist...Missed three games (3/27 at Edm., 3/29 at Det., 4/1 vs. L.A.) while serving NHL suspension for hit on Canucks' Mattias Ohlund (D)...Returned vs. Philadelphia (4/13) after missing two games with hip injury suffered in second period vs. Carolina (4/8)...Suffered grade one sprain of MCL in left knee in first period at New Jersey (4/15)...Returned to action in 1998 playoffs in 6-1 win in Game Three vs. Philadelphia (4/27), after missing first two games of ECQF series while recovering from knee sprain suffered at New Jersey...Recorded first two goals of postseason career in 5-4 overtime win in Game Three at Montreal (5/12), including GWG at 1:24 of second OT...1996-97: Won Frank J. Selke Trophy, which is symbolic of NHL's best defensive forward...Also voted Selke winner by *The Hockey News* on May 2...Six short-handed goals not only led NHL, but also represented third most in one season by Sabre...Finished second in league in short-handed points (6+3=9)...Led Sabres in plus/minus with +26 mark...Sabres' most productive player with 31 points (12+19=31) in second half of season...Was "plus" or "even" in 68 of 79 games played...Tied for second on team with five power-play goals...Buffalo was 14-4-1 in games in which Peca scored a goal...Scored Sabres' first regular season goal in Marine Midland Arena vs. Detroit (10/12)...Played in 100th game as Sabre at New Jersey (12/23)...Multiple point-games: 13...Games missed due to injury: 3...Held hold centers Alexei Yashin (Ottawa) and Eric Lindros (Philadelphia) to combined total of three goals in ten games of 1997 playoffs...1995-96: Scored last goal in Memorial Auditorium (Buffalo beat Hartford 4-1 on 4/14)...Scored first goal as Sabre at Boston (10/9)...1994-95: Scored first NHL goal in season opener vs. Dallas (1/20)...Missed 12 games due to cracked cheekbone, and one with wrist injury...1993-94: Led Ottawa 67's in scoring for second straight year...Played first NHL game for Vancouver at Montreal (12/6)...Won gold medal with Canada at World Junior Championships...Selected by Vancouver in second round (40th overall) at 1992 NHL Entry Draft in Montreal.
PERSONAL: Married to Kristin...Agreed to terms on multi-year contract on October 27, 1997...Named Sabres' captain on November 6, 1997...Has done work with Juvenile Diabetes Foundation, Big Brothers, Aids Foundation and Buffalo Children's Hospital.



Wayne PRIMEAU

Center 22

Center



CAREER GAME HIGHS


Goals: 1, several times
Assists: 1, several times
Points: 2, 1+1=2 (4/6/99 at N.Y. Islanders)
Penalty Minutes: 17 (12/17/97 at N.Y. Islanders)
Longest Point Streak: 5 games, 3+2=5 (3/12/98 to 3/19/98)

REGULAR SEASON

PLAYOFFS

Season	Team	League	GP	G	A	TP	+/-	PIM	PP	SH	GW	GT	S	%	GP	G	A	TP	PIM
1992-93	Owen Sound	OHL	66	10	27	37	-	108	-	-	-	-	-	-	8	1	4	5	0
1993-94	Owen Sound	OHL	65	25	50	75	-	75	-	-	-	-	-	-	9	1	6	7	8
1994-95	Owen Sound	OHL	66	34	62	96	-	84	-	-	-	-	-	-	10	4	9	13	15
	Buffalo	NHL	1	1	0	1	-2	0	0	0	1	0	2	50.0	-	-	-	-	-
1995-96	Owen Sound	OHL	28	15	29	44	-	52	-	-	-	-	-	-	-	-	-	-	-
	Oshawa	OHL	24	12	13	25	-	33	-	-	-	-	-	-	3	2	3	5	2
	Rochester	AHL	8	2	3	5	-4	6	0	0	0	0	19	10.5	17	3	1	4	11
	Buffalo	NHL	2	0	0	0	0	0	0	0	0	0	0.0	-	-	-	-	-	-
1996-97	Buffalo	NHL	45	2	4	6	-2	64	1	0	0	0	25	8.0	9	0	0	0	6
	Rochester	AHL	24	9	5	14	-3	27	1	0	1	0	51	17.6	1	0	0	0	0
1997-98	Buffalo	NHL	69	6	6	12	9	87	2	0	1	0	51	11.8	14	1	3	4	6
1998-99	Buffalo	NHL	67	5	8	13	-6	38	0	0	0	1	55	9.1	19	3	4	7	6
	NHL Totals		184	14	18	32	-1	189	3	0	2	1	133	10.5	42	4	7	11	18
	Sabre Totals		184	14	18	32	-1	189	3	0	2	1	133	10.5	42	4	7	11	18

Multi-Point Games: 0 (1994-95), 0 (1995-96), 0 (1996-97), 0 (1997-98), 1 (1998-99) Total: 1



BORN: June 4, 1976; Scarborough, Ontario
HEIGHT: 6'3" **WEIGHT:** 225
SHOOTS: Left
LAST AMATEUR CLUB: Oshawa (OHL)
HOW ACQUIRED: First-round draft choice (17th overall) of Sabres in 1994 NHL Entry Draft.

1998-99: Set career-high in points...Scored goal and had assist (on PP) in 4-3 win at N.Y. Islanders (4/6)...Marked first multi-point game of career...Returned to action vs. Tampa Bay (3/11) after missing one game with strained groin suffering vs. Philadelphia (3/7)...Scored unassisted goal in 2-1 win vs. Dallas (3/5)...Scored first GTG of career at 2:14 of third period in 1-1 tie at Ottawa (2/9)...Returned vs. Boston (1/15) after missing one game with injured shoulder suffered at Phoenix (1/11)...Activated from I.R. list vs. Carolina (12/19) after missing another four games with re-injured shoulder suffered at Nashville (12/5)...Scored Sabres' first goal in 2-1 win vs. Florida (12/2)...Returned to ice vs. Toronto (11/20) after missing four games with bruised shoulder suffered at practice (11/4)...Games missed due to injury: 10...Multi-point games: 1...**In 1999 Playoffs:** Returned to line up and scored goal (PP) in 3-2 win in Game One at Dallas (6/8) after missing previous two games vs. Toronto (5/29-5/31) with bruised knee suffered in Game Three of ECF (5/27)...Credited with assist (on PP) in 6-3 loss in Game Two at Toronto (5/25)...Netted Sabres' second goal in 3-2 win in Game Six vs. Boston (5/18)...Scored second goal of playoff career and was named game's third star in 5-3 loss in Game Five at Boston (5/16)...Had assist in 4-3 win in Game Four vs. Ottawa (4/27)...Games missed this postseason due to injury: 2.

CAREER: 1997-98: Had more goals (6) than previous 48 games in Sabre uniform (3 goals from 1994-95 to 1996-97)...Season's point total (12) topped previous three seasons combined (7 pts. from 1994-95 to 1996-97)...Had stretch of seven points (3+4=7) over 11 games (3/12 vs. S.J. to 4/1 vs. L.A.), equaling career-point total over that time frame...Played in 100th Sabre/NHL game and scored deciding goal (on PP) in third period of 3-0 win vs. Pittsburgh (3/15)...Was second game-

PRIMEAU VS. NHL

Team	GP	G	A	TP	PIM
Anaheim	5	0	0	0	12
Boston	12	1	1	2	22
Calgary	5	0	1	1	5
Carolina	9	0	1	0	11
Chicago	5	1	2	3	5
Colorado	2	0	0	0	0
Dallas	5	2	0	2	0
Detroit	6	0	0	0	2
Edmonton	5	0	1	1	12
Florida	7	1	2	3	5
Los Angeles	4	0	1	1	2
Montreal	12	0	2	2	4
Nashville	2	0	0	0	2
New Jersey	10	2	1	3	21
N.Y. Islanders	10	2	2	4	32
N.Y. Rangers	8	0	0	0	5
Ottawa	12	1	0	0	4
Philadelphia	10	1	1	2	15
Phoenix	5	0	0	0	0
Pittsburgh	14	2	0	2	2
San Jose	5	0	1	1	2
St. Louis	2	0	0	0	0
Tampa Bay	8	0	0	0	10
Toronto	6	0	0	0	2
Vancouver	4	0	1	1	5
Washington	11	1	1	2	11
NHL Totals	184	14	18	32	189


winning goal of career...Named game's third star by scoring Sabres' first goal and recording seven shots on net vs. Chicago (3/17)...Was third consecutive game with goal, which marked longest such streak of career...Streak included two power-play goals (had only 1 career PP goal coming into season)...Had career best five-game point streak (3+2=5), from vs. San Jose (3/12) to vs. Florida (3/19)...**1996-97:** Won Fred T. Hunt Memorial Trophy as team's outstanding rookie (as selected by Booster Club Board of Directors and members of local sports media)...Appeared in 36 of 41 games in second half of season...Assist vs. New Jersey (12/31) was first in NHL...Played in first career playoff game vs. Ottawa (4/17)...**1995-96:** Appeared in all but two playoff games for Calder Cup Champion Rochester Americans...**1994-95:** Made NHL debut in regular season finale (5/3 vs. N.J.), registering first NHL goal/point and game-winning goal...Led Owen Sound in scoring.

PERSONAL: Older brother Keith plays for Carolina Hurricanes...Signed one-year deal on September 7, 1999.



Erik RASMUSSEN

Left Wing/Center



CAREER GAME HIGHS


Goals: 1, several times
Assists: 1, several times
Points: 2, 1+1=2 (11/14/98 vs. Chicago; 4/13/99 at Philadelphia)
Penalty Minutes: 15 (11/10/98 vs. Ottawa)
Longest Point Streak: 2 games, 1+1=2 (1/2/99 to 1/6/99)

REGULAR SEASON

PLAYOFFS

Season	Team	League	GP	G	A	TP	+/-	PIM	PP	SH	GW	GT	S	S%	GP	G	A	TP	PIM
1995-96	U. Minnesota	WCHA	40	16	32	48	—	55	—	—	—	—	—	—	—	—	—	—	—
1996-97	U. Minnesota	WCHA	34	15	12	27	—	123	—	—	—	—	—	—	—	—	—	—	—
1997-98	Rochester	AHL	53	9	14	23	-11	83	5	0	1	0	120	7.5	1	0	0	0	5
	Buffalo	NHL	21	2	3	5	2	14	0	0	0	0	28	7.1	—	—	—	—	—
1998-99	Rochester	AHL	37	12	14	26	12	47	4	0	1	0	82	14.6	—	—	—	—	—
	Buffalo	NHL	42	3	7	10	6	37	0	0	0	0	40	7.5	21	2	4	6	18
NHL Totals			63	5	10	15	8	51	0	0	0	0	68	7.4	21	2	4	6	18
Sabre Totals			63	5	10	15	8	51	0	0	0	0	68	7.4	21	2	4	6	18

Multi-Point Games: 0 (1997-98), 2 (1998-99) Total: 2



BORN: March 28, 1977; Minneapolis, Minnesota

HEIGHT: 6'2" **WEIGHT:** 205

SHOOTS: Left

LAST AMATEUR CLUB: University of Minnesota (WCHA)

HOW ACQUIRED: Buffalo's first-round choice (7th overall) in 1996 NHL Entry Draft.

1998-99: Saw action at C, LW and RW this season...Returned to action at Boston (4/17) after missing game vs. New Jersey (4/14) with bruised foot suffered at Philadelphia (4/13)...Had goal and assist in 2-2 tie at Philadelphia (4/13)...Marked second multi-point game of season (2nd of career)...Recalled from AHL affiliate Rochester and played same day at Ottawa (4/10) after being reassigned (3/1)...Reassigned to Rochester (2/8) and recalled (2/13)...Recalled from Rochester (1/25) after being reassigned (1/20)...Scored second goal of season in 7-1 win vs. Calgary (1/2)...Assisted on deciding goal and then scored into empty net (1st ENG of career) in 3-1 win at Nashville (12/5), marking first multi-point game of career...Has seen action at C, LW and RW with Sabres this season...Recalled from Rochester and played same day at Tampa Bay (11/29) after being reassigned (11/15)...Set career high for PIM in game with 15 (1 major, 1 misconduct) vs. Ottawa (11/10)...First recall from Rochester (11/5)...Stats this season with Rochester (37 GP, 12+14=26, 47 PIM)...Originally assigned to Rochester prior to season (10/9)...Games missed due to injury: 1...Multi-point games: 2.

CAREER: 1997-98: Played in first regular-season NHL game at St. Louis (10/1)...Scored first goal of career at 4:26 mark of first period at Washington (10/3)...Recorded first assist of career at New Jersey (10/11)...Suffered shoulder injury at Phoenix (10/26) and missed game at Colorado (10/28)...Spent most of season with Rochester (AHL), collecting 23 points (9+14)...Had two multi-point games...Rated 12th best prospect by *The Hockey News* in 1998 "Future Watch" rankings...1996-97: Rated as third overall NHL-affiliated prospect in March 7 issue of *The Hockey News*...Selected as one of captains of silver medal-winning Team USA at IIHF World Junior Championships...Tied for second among players in that tournament in scoring (4+5=9 in 6 games)...Recorded second career hat trick in 4-3 defeat of No. 1 ranked Michigan (11/29)...1995-96: Played for Team USA at World Junior Championships in Massachusetts...Scored 34 points in last 19 games of freshman year...Named to All-WCHA Rookie team following season.

RASMUSSEN VS. NHL

Team	GP	G	A	TP	PIM
Anaheim	2	0	1	1	2
Boston	3	0	0	0	0
Calgary	3	1	0	1	2
Carolina	4	0	1	1	2
Chicago	1	0	1	1	0
Colorado	1	0	0	0	0
Dallas	1	0	0	0	0
Detroit	1	0	0	0	0
Edmonton	2	0	1	1	0
Florida	3	0	0	0	0
Los Angeles	1	0	0	0	0
Montreal	3	0	0	0	2
Nashville	2	1	1	2	2
New Jersey	4	0	1	1	4
N.Y. Islanders	3	0	1	1	0
N.Y. Rangers	1	0	1	1	0
Ottawa	4	0	1	1	15
Philadelphia	4	1	1	2	2
Phoenix	2	0	0	0	0
Pittsburgh	2	0	0	0	2
San Jose	2	0	0	0	2
St. Louis	3	0	0	0	2
Tampa Bay	4	0	0	0	0
Toronto	1	0	0	0	10
Vancouver	0	0	0	0	0
Washington	6	2	0	2	4
NHL Totals	63	5	10	15	51


PERSONAL: Single...Signed multi-year deal with Sabres on August 25, 1997.



Rob RAY

Right Wing

32



CAREER GAME HIGHS

Goals: 1, many times
Assists: 2, three times (last, 2/23/91 at Hartford)
Points: 2, five times (last, 10/30/92 vs. Ottawa)
Penalty Minutes: 35 (3/31/92 at Minnesota)
Longest Point Streak: 2 games, several times

REGULAR SEASON

PLAYOFFS

Season	Team	League	GP	G	A	TP	+/-	PIM	PP	SH	GW	GT	S	S%	GP	G	A	TP	PIM
1985-86	Cornwall	OHL	53	6	13	19	-	253	-	-	-	-	-	-	6	0	0	0	26
1986-87	Cornwall	OHL	46	17	20	37	-	158	-	-	-	-	-	-	5	1	1	2	16
1987-88	Cornwall	OHL	61	11	41	52	-	179	-	-	-	-	-	-	11	2	3	5	33
1988-89	Rochester	AHL	74	11	18	29	4	446	0	0	0	0	72	15.3	-	-	-	-	-
1989-90	Buffalo	NHL	27	2	1	3	-2	99	0	0	0	0	20	10.0	-	-	-	-	-
	Rochester	AHL	43	2	13	15	-6	335	0	0	1	0	56	3.6	17	1	3	4	115
1990-91	Buffalo	NHL	66	8	8	16	-11	350	0	0	1	0	54	14.8	6	1	1	2	56
	Rochester	AHL	8	1	1	2	-	15	0	0	1	0	8	12.5	-	-	-	-	-
1991-92	Buffalo	NHL	63	5	3	8	-9	354	0	0	0	0	29	17.2	7	0	0	0	2
1992-93	Buffalo	NHL	68	3	2	5	-3	211	1	0	0	0	28	10.7	-	-	-	-	-
1993-94	Buffalo	NHL	82	3	4	7	2	274	0	0	0	0	34	8.8	7	1	0	1	43
1994-95	Buffalo	NHL	47	0	3	3	-4	173	0	0	0	0	7	0.0	5	0	0	0	14
1995-96	Buffalo	NHL	71	3	6	9	-8	287	0	0	0	1	21	14.3	-	-	-	-	-
1996-97	Buffalo	NHL	82	7	3	10	3	286	0	0	1	0	45	15.6	12	0	1	1	28
1997-98	Buffalo	NHL	63	2	4	6	2	234	1	0	1	0	19	10.5	10	0	0	0	24
1998-99	Buffalo	NHL	76	0	4	4	-2	261	0	0	0	0	23	0.0	5	1	0	1	0
	NHL Totals		645	33	38	71	-32	2529	2	0	3	1	280	11.8	52	3	2	5	167
	Sabre Totals		645	33	38	71	-32	2529	2	0	3	1	280	11.8	52	3	2	5	167

Multi-Point Games: 1 (1989-90), 3 (1990-91), 0 (1991-92), 1 (1992-93), 0 (1993-94 to 1997-98), 0 (1998-99) Total: 5



BORN: June 8, 1968; Stirling, Ontario
HEIGHT: 6'0" **WEIGHT:** 215
SHOOTS: Left
LAST AMATEUR CLUB: Cornwall (OHL)
HOW ACQUIRED: Fifth-round draft choice (97th overall) of Sabres in 1988 Entry Draft.

1998-99: Won NHL's King Clancy Memorial Trophy for leadership and humanitarian contributions to the community...Presented with first annual Seymour H. Knox III & Northrup R. Knox Memorial Award for Community Service (3/29)...Recognized for tireless commitment to charities as recipient of second annual NHL Foundation Player Award

(2/17)...Received grant of \$25,000 for donation to local charities as part of award...Led NHL in penalty minutes (261) for second time in career...Sabres all-time leader in PIM (2,529), and playoff PIM (167)...Ranks tenth in GP (645), and tenth in playoff GP (52)...Surpassed 2,500 Sabres/NHL career PIM in game at Montreal (4/3)...Returned to action at Ottawa (2/9) after missing one game with bruised knee suffered at Montreal (2/6)...Played in 609th game with Sabres in contest vs. Nashville (1/28), moving ahead of Phil Housley (608) and Lindy Ruff (608) into sole possession of tenth on Sabres' all-time games played list...With pair of penalty minutes vs. St. Louis (1/13) became NHL's all-time leader in penalty minutes with one team, surpassing Tim Hunter's mark of 2,405 (Calgary, 1981-82 to 1991-92)...Played in 600th Sabres/NHL game in 3-2 OT win at Anaheim (1/6)...Missed games from at Tampa Bay (11/29) to at Nashville (12/5) while serving four-game NHL suspension for slow-footing Florida's Alex Hicks (LW)...Played in 585th game with Sabres at Toronto (11/21), moving ahead of Jim Schoenfeld (584) into 12th on team's all-time games played list...Moved ahead of Larry Playfair (577) into sole possession of 13th on Sabres' all-time list of games played while adding assist at Toronto (10/31)...Games missed due to injury: 1...**In 1999 Playoffs:** Saw first action of Stanley Cup Finals in Game Three vs. Dallas (6/12)...Scored game-winning goal in 5-2 win in Game Four vs. Toronto (5/29), marking first playoff goal since vs. New Jersey (4/23/94)...Surpassed Donald Audette (48) into tenth on Sabres' all-time list of postseason games played in 5-4 win in Game One at Toronto (5/23)...Played in first contest of playoffs in Game One at Boston (5/6)...Did not play in ECQF vs. Ottawa...Games missed this post-season due to injury: 0.

CAREER: 1997-98: Had streak of 151 consecutive games played come to end at Pittsburgh (11/24) after suffering broken thumb vs. N.Y. Islanders (11/22)...Placed on I.R. list (11/23) and underwent surgery (11/26)...Returned to lineup at Anaheim (1/7) after missing 19 games while recovering from surgery...Scored deciding goal in 4-1 win vs. Tampa Bay (1/23) for third game-winning goal of career...Recorded second goal of season (on PP) vs. N.Y. Islanders

RAY VS. NHL

Team	GP	G	A	TP	PIM
Anaheim	9	0	0	0	47
Boston	52	2	1	3	203
Calgary	19	1	1	2	74
Carolina	50	2	3	5	217
Chicago	18	2	1	3	85
Colorado	36	1	3	4	115
Dallas	18	0	2	2	70
Detroit	12	0	2	2	28
Edmonton	19	3	2	5	75
Florida	23	0	1	1	124
Los Angeles	18	2	2	4	70
Montreal	45	1	2	3	304
Nashville	1	0	0	0	5
New Jersey	31	3	0	3	109
N.Y. Islanders	32	1	4	5	137
N.Y. Rangers	28	0	0	0	128
Ottawa	33	3	1	4	87
Philadelphia	27	1	0	1	100
Phoenix	17	1	1	2	52
Pittsburgh	36	2	4	6	97
San Jose	13	0	3	3	46
St. Louis	17	0	1	1	33
Tampa Bay	22	1	2	3	70
Toronto	20	2	2	4	66
Vancouver	19	2	0	2	121
Washington	30	3	0	3	66
NHL Totals	645	33	38	71	2529

(3/6)...Assisted on deciding goal in 3-1 win vs. San Jose (3/12)...Took shot that Paul Kruse (LW) deflected in for Sabres' second goal at Detroit (3/29)...**1996-97:** One of four Sabres to play all regular season and playoff games...Established personal best with +3 mark for season...Collected all ten of points in home games...Surpassed 2,000 career penalty minutes plateau for Sabre/NHL career (regular season) vs. Boston (3/17)...Played in 500th Sabres/NHL game at N.Y. Rangers (4/1)...Moved past Danny Gare for 16th on Buffalo's all-time games played list at Boston (4/10)...**1995-96:** Had goals in back-to-back games for only second time in career (2/14/96 vs. L.A. and 2/16/96 vs. N.J.; first time was 3/23/91 at Bos. and 3/24/91 vs. Phi.)...Also scored first game-tying goal of career in 2-2 game vs. New Jersey (2/16)...Played in 400th career game vs. Pittsburgh (2/21)...**1994-95:** Became Sabres' all-time penalty minutes leader in final regular season game vs. New Jersey (5/3)...**1993-94:** Played in 300th Sabre/NHL game vs. Boston (4/1)...**1992-93:** Saw action in 200th Sabre/NHL game vs. Washington (1/27)...**1991-92:** Penalty minute total of 354 set team record (breaking own mark set in 1990-91) and was second-highest in NHL...**1990-91:** Led NHL in penalty minutes...**1989-90:** Scored goal on first NHL shot and added assist at Pittsburgh (10/21), also marking first multi-point game of career...**1988-89:** Total of 446 penalty minutes for Americans set Rochester (AHL) club record.

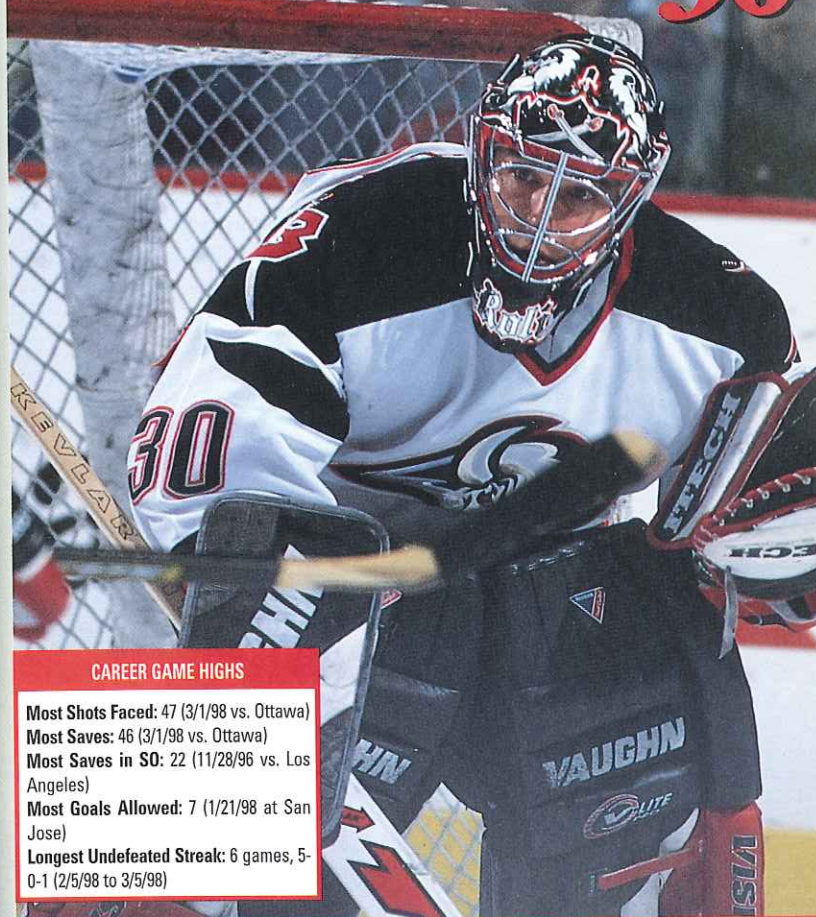
PERSONAL: Single, enjoys fishing...Holds annual summer golf tournament to benefit March of Dimes...Was honorary chairperson for Walk America...Also works very closely with Make-A-Wish program, Roswell Park Cancer Institute and Children's Hospital.



Dwayne ROLOSON

Goaltender

30



CAREER GAME HIGHS

Most Shots Faced: 47 (3/1/98 vs. Ottawa)
Most Saves: 46 (3/1/98 vs. Ottawa)
Most Saves in SO: 22 (11/28/96 vs. Los Angeles)
Most Goals Allowed: 7 (1/21/98 at San Jose)
Longest Undefeated Streak: 6 games, 5-0-1 (2/5/98 to 3/5/98)

REGULAR SEASON

PLAYOFFS

Season	Team	League	GP	MIN	AVG	W-L-T	EN	SO	GA	SA	SV%	GP	W-L	MIN	GA	SO	AVG
1990-91	Mass-Lowell	H.E.	15	823	4.59	5-9-0	—	0	63	—	—	—	—	—	—	—	—
1991-92	Mass-Lowell	H.E.	12	660	4.73	3-8-0	—	0	52	—	—	—	—	—	—	—	—
1992-93	Mass-Lowell	H.E.	39	2342	3.84	20-17-2	—	0	150	—	—	—	—	—	—	—	—
1993-94	Mass-Lowell	H.E.	40	2305	2.76	23-10-7	—	0	106	—	—	—	—	—	—	—	—
1994-95	Saint John	AHL	46	2734	3.42	16-21-8	—	1	156	—	—	5	1-4	298	13	0	2.61
1995-96	Saint John	AHL	67	4026	2.83	33-22-11	—	1	190	—	—	16	10-6	1027	49	1	2.86
1996-97	Calgary	NHL	31	1618	2.89	9-14-3	2	1	78	760	.897	—	—	—	—	—	—
	Saint John	AHL	8	481	2.75	6-2-0	—	1	22	—	—	—	—	—	—	—	—
1997-98	Calgary	NHL	39	2205	2.99	11-16-8	4	0	110	997	.890	—	—	—	—	—	—
	Saint John	AHL	4	245	1.96	3-0-1	—	0	8	—	—	—	—	—	—	—	—
1998-99	Buffalo	NHL	18	911	2.77	6-8-2	1	1	42	460	.909	4	1-1	139	10	0	4.32
	Rochester	AHL	2	120	2.00	2-0-0	0	0	4	51	.922	—	—	—	—	—	—
	NHL Totals		88	4734	2.92	26-38-13	7	2	230	2217	.896	4	1-1	139	10	0	4.32
	Sabre Totals		18	911	2.77	6-8-2	1	1	42	460	.909	4	1-1	139	10	0	4.32



BORN: October 12, 1969; Simcoe, Ontario
HEIGHT: 6'1" **WEIGHT:** 190
SHOOTS: Left
LAST AMATEUR CLUB: University of Massachusetts-Lowell (H.E.)
HOW ACQUIRED: Signed with Buffalo as free agent from Calgary Flames on July 9, 1998.

1998-99: Stopped 32-of-34 shots vs. New Jersey (4/14)...Recorded 38 saves on 41 shots in 4-3 win at N.Y. Islanders (4/6)...Turned away 23-of-24 shots in 2-1 win vs. N.Y. Islanders (3/15)...Made 31 saves in 3-1 win vs. Boston (3/13)...Stopped all 15 shots in recording first shutout as Sabre (2nd of career) in 2-0 win at Vancouver (2/28)...Made 33 saves in start in 2-2 tie at Calgary (2/24)...In fifth start of season, recorded 34 saves on 38 shots in 4-4 tie vs. Detroit (2/21)...Started 4-2 win vs. San Jose (2/19), stopping 30-of-32 shots...Made first start with Sabres in 7-1 win vs. Calgary (1/2), stopping 31-of-32 shots...Overall, marked first start since at San Jose (4/18/98) and first win since at Vancouver (4/17/98)...Played in first game with Sabres, replacing Dominik Hasek for third period vs. Chicago (11/14) with Buffalo up 5-1 (stopped all 6 shots faced)...Has played in two conditioning games with AHL affiliate Rochester (2 GP, 2-0-0 record, 120 min., 2.00 GAA, .922 SV%)...Signed with Buffalo as free agent from Calgary Flames (7/9)...**In 1999 Playoffs:** Played out remaining 13 seconds in 4-2 win in Game Three vs. Toronto (5/27)...Started Game Two at Toronto (5/25) for injured Dominik Hasek (strained groin)...Recorded 5-4 win in first start of postseason career in Game One at Toronto (5/23), making 28 saves while replacing Hasek...Replaced Hasek for third period of Game Five at Boston (5/16), marking first playoff appearance of career (7 saves on 8 shots)...Did not play in ECQF vs. Ottawa.

CAREER: **1997-98:** Saw action in 39 games with Calgary, recording 2.99 GAA...Recorded four assists over season, tying for most by any NHL goaltender in 1997-98...Recorded first win of season vs. Philadelphia (12/27)...Registered six-game unbeaten streak (5-0-1, from 2/5 to 3/5)...Made career-high 46 saves in 2-1 win vs. Ottawa (3/1)...Stopped Kings' Rob Blake on penalty shot in game at Los Angeles (4/13)...Also played in

four games with Saint John (AHL)...**1996-97:** Played in first NHL season, appearing in 31 games...First game was 3-3 tie at Dallas (11/13)...First NHL win (also first NHL shutout) was 22-save performance in 2-0 victory vs. Los Angeles (11/28)...Established 9-14-3 record...Had 2.89 GAA and .897 save percentage...Earned three-game undefeated streak (2-0-1) with tie against Ottawa (12/10) and wins over Los Angeles (12/12) and Colorado (12/14)...Named AHL Player of the Week for week ending Oct. 20 (with Saint John), posting 1.34 GAA, .951 save percentage, 2-1-0 record and one shutout...In eight games with Saint John earned 6-2-0 record and 2.75 GAA...**1995-96:** Appeared in 67 games (33-22-11) with one shutout for Saint John...Posted 2.83 GAA in 4,026 minutes played...Appeared in 16 playoff games (10-6)...**1994-95:** Played in 46 games (16-21-8) with goals against average of 3.42...Originally signed with Flames as free agent (7/4/94).

PERSONAL: Elected to the UMass-Lowell Hall of Fame in 1999.

ROLOSON VS. NHL


Team	GP	MIN	GA	SO	W	L	T	GAA
Ana.	1	65	3	0	0	0	1	2.77
Bos.	2	120	3	0	2	0	0	1.50
Buf.	1	15	0	0	0	0	1	0.00
Cgy.	2	125	3	0	1	0	1	1.40
Car.	3	152	9	0	1	2	0	3.55
Chi.	3	121	6	0	0	1	1	2.98
Col.	5	246	12	0	2	2	0	2.93
Dal.	6	324	15	0	2	2	1	2.78
Det.	3	190	9	0	0	2	1	2.84
Edm.	7	324	27	0	1	4	0	5.00
Fla.	3	158	8	0	1	2	0	3.04
L.A.	7	369	16	1	2	3	0	2.60
Mtl.	3	184	8	0	1	1	1	2.61
Nsh.	—	—	—	—	—	—	—	—
N.J.	5	242	12	0	0	4	1	2.98
N.Y.I.	2	120	4	0	2	0	0	2.00
N.Y.R.	1	65	1	0	0	0	1	0.92
Ott.	3	154	4	0	1	1	1	1.56
Phi.	2	118	6	0	1	1	0	3.05
Pho.	5	283	12	0	1	2	1	2.54
Pit.	1	60	4	0	0	1	0	4.00
StL	2	120	8	0	1	1	0	4.00
S.J.	8	431	28	0	2	3	1	3.90
T.B.	2	122	3	0	1	1	0	1.48
Tor.	3	159	9	0	0	3	0	3.40
Van.	7	410	18	1	4	1	1	2.63
Wsh.	1	59	2	0	0	1	0	2.03
Totals	88	4734	230	2	26	38	13	2.92



Geoff SANDERSON

80

Left Wing



CAREER GAME HIGHS


Goals: 3, six times
Assists: 3 (1/18/93 vs. Winnipeg; 1/30/99 vs. Los Angeles)
Points: 4 (1/18/93 vs. Winnipeg; 12/28/95 at Pittsburgh; 12/7/96 vs. Buffalo)
Penalty Minutes: 10 (1/27/93 at Montreal)
Longest Point Streak: 9 games, 7+8=15 (2/27/93 to 3/16/93)

REGULAR SEASON

PLAYOFFS

Season	Team	League	GP	G	A	TP	+	-	PIM	PP	SH	GW	GT	S	%	GP	G	A	TP	PIM
1988-89	Swift Current	WHL	58	17	11	28	—	16	—	—	—	—	—	—	—	12	3	5	8	6
1989-90	Swift Current	WHL	70	32	62	94	—	56	—	—	—	—	—	—	—	4	1	4	5	8
1990-91	Swift Current	WHL	70	62	50	112	—	57	—	—	—	—	—	—	—	3	1	2	3	4
	Hartford	NHL	2	1	0	1	-2	0	0	0	0	0	2	50.0	—	1	0	0	0	2
	Springfield	AHL	—	—	—	—	—	—	—	—	—	—	—	—	—	7	1	0	1	2
1991-92	Hartford	NHL	64	13	18	31	5	18	2	0	1	0	98	13.3	—	—	—	—	—	—
1992-93	Hartford	NHL	82	46	43	89	-21	28	21	2	4	0	271	17.0	—	—	—	—	—	—
1993-94	Hartford	NHL	82	41	26	67	-13	42	15	1	6	2	266	15.4	—	—	—	—	—	—
1994-95	Hameenlinna	Finland	12	6	4	10	—	24	—	—	—	—	—	—	—	—	—	—	—	—
	Hartford	NHL	46	18	14	32	-10	24	4	0	4	0	170	10.6	—	—	—	—	—	—
1995-96	Hartford	NHL	81	34	31	65	0	40	6	0	7	0	314	10.8	—	—	—	—	—	—
1996-97	Hartford	NHL	82	36	31	67	-9	29	12	1	4	1	297	12.1	—	—	—	—	—	—
1997-98	Carolina	NHL	40	7	10	17	-4	14	2	0	0	0	1	96	7.3	—	—	—	—	—
	Vancouver	NHL	9	0	3	3	-1	4	0	0	0	0	29	0.0	—	—	—	—	—	—
	Buffalo	NHL	26	4	5	9	6	20	0	0	2	0	72	5.6	14	3	1	4	4	
1998-99	Buffalo	NHL	75	12	18	30	8	22	1	0	1	0	155	7.7	19	4	6	10	14	
	NHL Totals		589	212	199	411	-41	241	63	4	29	4	1770	11.9	43	8	7	15	20	
	Sabre Totals		101	16	23	39	14	42	1	0	3	0	227	7.0	33	7	7	14	18	

Multi-Point Games: 0 (1990-91), 5 (1991-92), 25 (1992-93), 16 (1993-94), 6 (1994-95), 11 (1995-96), 19 (1996-97), 4 (1997-98), 6 (1998-99) Total: 92



BORN: February 1, 1972; Hay River, N.W. Territories

HEIGHT: 6'0" **WEIGHT:** 190

SHOOTS: Left

LAST AMATEUR CLUB: Swift Current (WHL)

HOW ACQUIRED: Acquired in trade with Vancouver on February 4, 1998, for Brad May (LW) and third-round draft pick in 1999.

1998-99: Recorded assist at Boston (4/17) in 100th game as Sabre...Tied game at 3-3 on unassisted goal with 8:00 remaining in eventual 4-3 OT win vs. Pittsburgh (3/28)...Recorded two assists in 6-3 loss at Edmonton (2/26)...Marked sixth multi-point game of season (92nd of career)...Returned at Calgary (2/24) after missing one game with sore hip (from practice 2/20)...Tied career high for assists in one game with three (also had 3, 1/18/93 vs. Win.) in 4-1 win vs. Los Angeles (1/30), reaching 400 NHL points on first of three assists...Returned vs. Phoenix (1/26) after missing one game with back spasms (began 1/18)...Recorded two-point night (1+1=2) in 3-0 win vs. Philadelphia (1/24), including game's first goal (GWG)...Netted Sabres' fourth goal and had assist (on PP) vs. Chicago (1/14)...Had goal and assist in 2-2 tie at Philadelphia (1/17)...Recorded sixth hat trick of career (1st with Sabres) in 6-3 win at Toronto (10/31)...Games missed due to injury: 2...Multi-point games: 6...In 1999 Playoffs: Scored Sabres' opening goal in 2-1 win in Game Four vs. Dallas (6/15)...Scored two goals in 5-2 win in Game Four vs. Toronto (5/29/99)...Was third multi-point game this postseason (4th with Sabres in playoffs)...Had at least one point (1+4=5) in three straight playoff games (5/18/99 to 5/25/99)...Garnered back-to-back first-star honors with assist on Sabres' fourth score and netting one-handed shot for game-winning goal in 5-4 win in Game One at Toronto (5/23)...Named game's first star with pair of assists in 3-2 win in Game Six vs. Boston (5/18), including assist on series-winning goal...Credited with assist in 3-2 win in Game Three vs. Boston (5/12)...Returned to lineup in Game One at Boston (5/6) after missing final two games of ECQF with bruised hand suffered in Game Two at Ottawa (4/23)...Appeared in fourth NHL playoffs (2nd with Sabres)...Games missed this postseason due to injury: 2...Multi-point games this postseason: 3.

CAREER: **CAREER: 1997-98:** Began season with Carolina Hurricanes before moving to Vancouver in trade...Appeared in 40 games with Hurricanes, recording goal and assist both vs. Phoenix (12/5) and vs. N.Y. Islanders (1/23)...Acquired by Vancouver in trade (1/2) with Carolina (along with Sean Burke and Enrico Ciccone) for Kirk McLean and Martin Gelas...Made Canuck debut vs. Montreal (1/3)...Played in nine games with Vancouver...Place on I.R. list by Canucks (1/21), missing eight NHL games (6 with Canucks, 2 with Sabres) with shoulder injury suffered in Vancouver's game vs. Phoenix (1/21)...Recorded first goal as Sabre in 2-2 tie vs. Toronto (2/25), scoring on first shot of first shift in Buffalo uniform...Registered first assist as Sabre in 3-0 win at Washington (3/1)...Scored game-winning goal with just 4:09 left in Sabres' 2-1 win at Montreal (3/7)...Played in 500th NHL contest vs. Florida (3/19)...Recorded Sabres' second-of-five third-period goals in 5-2 comeback win at Vancouver (3/26)...Scored deciding goal on breakout in 3-1 win vs. Carolina (4/8), marking 200th goal of NHL career...Missed game at New Jersey (4/15) with bruised hip suffered vs. Philadelphia (4/13)...Games missed due to injury: 9 (6 with Van., 3 with Buff.)...Multi-point games: 4 (3 with Car., 1 with Van.)...Scored first three postseason goals as Sabre in 1998 playoffs...Had pair of goals (first on PP), including GWG at 2:37 of overtime for 3-2 win in Game One vs. Montreal (5/8)...Was first multi-point game of postseason career, and first OT goal and GWG in playoffs...1996-97: Hartford's top goal scorer (36 goals T-14th in NHL)...Led team in points (67) for second time in career with Hartford (had 89 points in 1992-93 season)...One of top three scorers for five consecutive seasons...Led team in power-play goals (12) and power-play points (23)...Had (10) multi-goal games with Buffalo (4/7) game being last (2+0=2)...Scored two goals

SANDERSON VS. NHL

Team	GP	G	A	TP	PIM
Anaheim	9	3	2	5	6
Boston	44	17	14	31	18
Buffalo	42	19	14	33	28
Calgary	15	4	7	11	2
Carolina	5	1	0	1	0
Chicago	16	9	7	16	2
Colorado	28	6	10	16	24
Dallas	13	6	4	10	4
Detroit	14	3	4	7	10
Edmonton	15	3	9	12	4
Florida	25	9	5	14	16
Los Angeles	15	6	10	16	8
Montreal	43	18	13	31	14
Nashville	2	0	0	0	0
New Jersey	26	6	7	13	4
N.Y. Islanders	29	12	15	26	14
N.Y. Rangers	27	8	7	15	12
Ottawa	36	17	11	28	14
Philadelphia	26	5	14	19	8
Phoenix	15	4	8	12	2
Pittsburgh	35	15	10	25	4
San Jose	13	4	3	7	2
St. Louis	18	3	5	8	10
Tampa Bay	23	12	8	20	21
Toronto	14	8	2	10	0
Vancouver	15	6	5	11	6
Washington	26	8	5	13	8
NHL Totals	589	212	199	411	241


in one period (5) times...Top point total game was vs. Buffalo (2+2=4 on 12/7)...Named to second NHL All-Star Team and scored one goal...At Skills competition, defeated Pavel Bure in second heat of Puck Control Relay...In Fastest Skater Competition, skated to second-fastest time (13.823) to Peter Bondra (13.611)...In Hardest Shot Competition, shot of 98.6 miles-per-hour and was second to Al MacInnis (98.9)...Named NHL's Player of the Week for week ending 12/8/96 (4+2=6 in Whalers 2-0-1 week)...Longest goal scoring stretch (6+3=9) was four games (1/30 to 1/27)...Only player with Whalers not to miss game all season...1995-96: Was second on team in points (65) and in goal scoring (34) to Brendan Shanahan, snapping string of three seasons that Sanderson had led team in goal scoring...Longest point streak was seven games (6+2=8, 1/9/96 to 1/25/97)...Scored two hat tricks...Registered season-high for points (3+1=4) at Pittsburgh (12/28)...Led team with seven game-winning goals...Scored goals in five consecutive games (1/9 to 1/17)...Played in 300th career NHL game vs. Florida (12/2)...Missed one game (4/11/96 at Boston) due to injury...1994-95: Played for HPK Hameenlinna in Finland while NHL and NHLPA worked out new CBA...Had 10 points (6+4) and 24 penalty minutes in 12 games...Led Whalers with 18 goals, marking third straight season as club's top sniper...Collected 200th career point at Ottawa (2/28)...1993-94: Led Whalers in goal scoring (41) and was second in points (67)...Played in NHL All-Star Game held in New York...Scored first career OT goal against Ottawa (12/26)...Played 200th game at Winnipeg (2/4), scoring one goal...Scored 100th career goal at Quebec (4/7)...1992-93: Scored first career hat trick vs. Boston (11/28)...Played 100th game at New Jersey (12/27), scoring one goal...Won ITT Hartford Top Gun Award and SportsChannel New England Mark Kravitz MVP Award as player's choice as club MVP...Also recorded club record for power-play goals in season (21)...Led team in points (89), goal scoring (46), multi-point games (25), and multi-goal games (10)...Participated in first annual Skills Competition at 1993 NHL All-Star game at Montreal...Postseason, played with Team Canada at World Championships, collecting six points (3+3) in eight games...1991-92: Scored first career game-winning goal at Montreal (10/14)...Changed jersey number from #13 to #8 on March 5, 1992...1990-91: Played in first NHL game vs. Buffalo (3/30) and scored first goal of career...Originally was second-round draft pick (36th overall) of Whalers in 1990.

PERSONAL: Married to Ellen and has three brothers, Grant, Gerry and Guy...Enjoys water-skiing, golf and baseball...Member of KISS Army while growing up as kid...Lists winning two world championships in 1994 and 1997 as biggest thrills as hockey player.

Miroslav SATAN

Left/Right Wing

81



CAREER GAME HIGHS

Goals: 3 (4/4/97 vs. N.Y. Rangers; 3/1/98 at Washington)
Assists: 2, five times
Points: 3, seven times
Penalty Minutes: 10 (2/13/99 vs. N.Y. Islanders)
Longest Point Streak: 11 games, 6+9=15 (2/28/96 to 3/23/96)

REGULAR SEASON

PLAYOFFS

Season	Team	League	REGULAR SEASON											PLAYOFFS							
			GP	G	A	TP	+	-	PIM	PP	SH	GW	GT	S	%	GP	G	A	TP	PIM	
1991-92	Topolcany	Czech-2	9	2	1	3			6												
1992-93	Dukla Trencin	Czech	38	11	6	17															
1993-94	Dukla Trencin	Slovak	30	32	16	48			16												
1994-95	Cape Breton	AHL	25	24	16	40			15												
	Detroit	IHL	8	1	3	4															
	San Diego	IHL	6	0	2	2			6												
1995-96	Edmonton	NHL	62	18	17	35	0	22	6	0	4	0	113	15.9							
1996-97	Edmonton	NHL	64	17	11	28	-4	22	5	0	2	0	90	18.9							
	Buffalo	NHL	12	8	2	10	1	4	2	0	1	0	29	27.6	7	0	0	0	0		
1997-98	Buffalo	NHL	79	22	24	46	2	34	9	0	4	0	139	15.8	14	5	4	9	4		
1998-99	Buffalo	NHL	81	40	26	66	24	44	13	3	6	1	208	19.2	12	3	5	8	2		
	NHL Totals		298	105	80	185	23	126	35	3	17	1	579	18.1	33	8	9	17	6		
	Sabre Totals		172	70	52	122	27	82	24	3	11	1	376	18.6	33	8	9	17	6		

Multi-Point Games: 6 (1995-96), 9 - 4 with Sabres (1996-97), 6 (1997-98), 17 (1998-99) Total: 21 (27 with Sabres)



BORN: October 22, 1974; Topolcany, Slovakia
HEIGHT: 6'1" **WEIGHT:** 195
SHOOTS: Left
LAST AMATEUR CLUB: Dukla Trencin (Slovak)
HOW ACQUIRED: Acquired on March 18, 1997, from Edmonton in exchange for Barrie Moore and Craig Millar.

1998-99: Shared this season's Memorial Trophy (MVP award as voted by teammates) with Dominik Hasek...Named NHL's Player of the Week for March 15-21, figuring in all of Sabres' five goals (4+1=5) as team went 2-0 during week...Named NHL's Player of the Week for Feb. 15-21 (4 GP, 4+3=7, NHL-leading +8)...Was first time in career to be awarded NHL Player of the Week...Finished tied for seventh in NHL in goals and fifth in shooting percentage with 19.2%...Eight-game goal scoring streak (12/19/98 to 1/2/99) tied for longest in NHL in 1998-

99 (tied with Anaheim's Teemu Selanne), as well as tying club record...Led Sabres in scoring and set season highs in goals (40), assists (26), and points (66)...Scored 40th goal of season (PP/GWG) in 3-0 win vs. Washington (4/18)...First Sabre 40-goal scorer since Pat LaFontaine scored 40 in 1995-96...Scored goal and had assist (on PP) in 3-1 win vs. Florida (4/9)...Scored 100th NHL goal (on PP) in 4-3 OT win vs. Pittsburgh (3/28)...Had six-game point streak (6+3=9) from at Carolina (3/8) to at New Jersey (3/23)...Scored two goals, including first overtime goal as Sabre (on PP), and added assist (on PP) in 3-2 OT win at N.Y. Rangers (3/19)...Also tied career high for points in one game (3, now done 7 times)...Scored both goals (1 PP, 1 SH/GWG) in 2-1 win vs. N.Y. Islanders (3/15), becoming first Sabre to reach 30 goals since Pat LaFontaine (40 in 1995-96)...Had six-game point streak (6+4=10) from vs. Montreal (2/11) to vs. Detroit (2/21), including goal in each game...Scored goal and had two assists (1 on PP) in 4-4 tie vs. Detroit (2/21)...Tied career highs for points (3) and assists in one game (2, now done 5 times)...Recorded 26th goal of season (100th point as Sabre) and had assist (on GWG) vs. San Jose (2/19), surpassing season best for goals (prev. best: 25 in 1996-97)...Recorded goal and assist vs. Montreal (2/11)...Recorded 20th goal of season at Pittsburgh (2/2), marking third consecutive 20-goal season...Had nine-game point streak (11+4=15) from vs. Carolina (12/19) to at Anaheim (1/6)...Upped goal streak to eight games (11 goals from 12/19/98 to 1/2/99) while adding one assist (1+1=2) vs. Calgary (1/2), tying Sabres' record for most consecutive games with at least one goal (8 games: Alexander Mogilny, 16 goals from 12/15/92 to 1/3/93; Mike Foligno, 9 goals from 12/28/84 to 1/12/85)...Score vs. New Jersey (12/28) was first short-handed goal of career and moved goal-scoring streak to five games...Streak was Sabres' longest since five-game stint back in 1994-95 by Mogilny (5 goals, 4/24/95 to 5/1/95)...Posted both Buffalo goals (1 ENG) in 2-0 win at New Jersey (12/26), marking Sabres' first four-game goal scoring streak since Jason Dawe's (R/LW) four-gamer back in 1995-96 (5 goals, 3/29/96 to 4/3/96)...Recorded two goals (1 PP, 1 ENG) and one assist (on PP) at Carolina (12/21), tying career high for points in one game...Scored Sabres' final two goals (1 on PP) in 4-1 win at Boston (12/12)...Tied career best for assists in one game by setting up both Curtis Brown (C/LW) goals in 2-2 tie at St. Louis (12/8), which included GTG in third period...Returned to action at Tampa Bay (11/29) after missing game at Florida (11/28) with flu...Posted two-point outing (1+1=2) vs. Boston (11/3), marking second time with Sabres to have three consecutive multi-point performances (6+1=7 from 4/4/97 to 4/10/97)...Playing in 100th game with Sabres, recording goal (on PP) and assist at Toronto (10/31)...Assisted on two goals in 4-1 win vs. Toronto (10/30), tying career game high for assists...Agreed to terms with Sabres on new contract (10/8)...Games missed due to injury/illness: 1...Multi-point games: 17...In 1999 Playoffs: Tallied assist (on PP) in Game Two at Dallas (6/10)...Assisted on both goals by Geoff Sanderson (LW) in 5-2 win in Game Four vs. Toronto (5/29)...Was third multi-point game this postseason (5th of playoff career)...Recorded goal and assist (on ENG) in 4-2 win in Game Three vs. Toronto (5/27) after missing previous nine playoff games with bruised foot suffered after being hit by puck in Game Three vs. Ottawa (4/25)...Did not play in ECSF vs. Boston...Assisted on first goal, scored to tie game in third period (on PP) and recorded GWG at 10:35 of second OT in 3-2 win in Game Two at Ottawa (4/23)...Set career best for points in playoff game (2+1=3)...Was second multi-goal game in playoffs and first OT playoff goal of career...Games missed this postseason due to injury: 9...Multi-point games this postseason: 3.

SATAN VS. NHL

Team	GP	G	A	TP	PIM
Anaheim	12	5	2	7	2
Boston	15	8	7	15	4
Buffalo	4	2	0	2	4
Calgary	11	4	4	8	6
Carolina	15	7	7	14	8
Chicago	10	3	1	4	2
Colorado	14	3	4	7	6
Dallas	9	2	1	3	2
Detroit	9	1	2	3	4
Edmonton	4	2	1	3	6
Florida	13	4	5	9	2
Los Angeles	14	4	5	9	8
Montreal	14	3	4	7	4
Nashville	2	0	0	0	2
New Jersey	12	6	1	7	4
N.Y. Islanders	12	5	2	7	16
N.Y. Rangers	14	8	5	13	8
Ottawa	14	2	2	4	4
Philadelphia	11	2	3	5	4
Phoenix	8	5	2	7	2
Pittsburgh	13	6	4	10	4
San Jose	13	4	4	8	4
St. Louis	8	1	6	7	6
Tampa Bay	10	3	3	6	2
Toronto	14	5	4	9	2
Vancouver	11	2	1	3	4
Washington	12	6	0	6	6
NHL Totals	298	105	80	185	126

missing previous nine playoff games with bruised foot suffered after being hit by puck in Game Three vs. Ottawa (4/25)...Did not play in ECSF vs. Boston...Assisted on first goal, scored to tie game in third period (on PP) and recorded GWG at 10:35 of second OT in 3-2 win in Game Two at Ottawa (4/23)...Set career best for points in playoff game (2+1=3)...Was second multi-goal game in playoffs and first OT playoff goal of career...Games missed this postseason due to injury: 9...Multi-point games this postseason: 3.


CAREER: 1997-98: Finished second on Sabres in goals (22) and first in points (46)...Was second on team in power-play goals (9)...Assisted on Sabres' second goal in 3-2 win at Anaheim (1/7) for 100th NHL point...Registered second hat trick of career (other: 4/4/97 vs. N.Y.R.) with all three goals in 3-0 win at Washington (3/1)...Tied personal mark for most points (3) in game as Sabre (others: 3+0=3 vs. N.Y.R. 4/4/97, 2+1=3 at Bos. 11/20/97)...Played in 200th NHL game in 3-1 win vs. San Jose (3/12)...Scored Sabres' only goal (on PP) in 1-0 win at Edmonton (3/27), marking fourth game-winning goal of season...Named to Slovakian Olympic hockey team (1998 Nagano, Japan)...Team did not qualify for medal round and did not play in Olympics...Games missed due to injury: 0...Multi-point games: 6...Led Sabres in 1998 playoffs while ranking tied for first in NHL in power-play goals (4) and power-play points (8)...Scored first two goals of postseason career (both on PP) in 6-1 win vs. Philadelphia (4/27) in 1998 playoffs...Tied Sabres' playoff record for power-play goals in one playoff game (2, also done by two others)...Fed pass to Michal Grossek (LW) for series-winning goal (on PP) in OT of Game Five at Philadelphia (5/1)...1996-97: Led NHL with 21.0 shooting percentage...Had five-game point-scoring streak from Dec. 27 to Jan. 7 (with Edmonton)...Played in 100th career NHL game at St. Louis (1/7)...Played first game as Sabre at Washington (3/21)...Scored first goal as Sabre at Florida (3/22)...Recorded first career hat trick vs. New York Rangers (4/4)...First player to wear #81 in Sabre history...Missed Game One of Ottawa playoff series with appendicitis episode...1995-96: Finished 12th in Calder Trophy voting for Rookie of the Year...NHL Rookie of the Month for March (14 GP, 8+8=16, +10)...Had 11-game point-scoring streak (6+9=15) from Feb. 28 to March 23, which was longest such streak by rookie in Oiler history...Made NHL debut at Philadelphia (10/15) and recorded first point (assist)...Member of Slovakian National Team at 1996 World Championships...1993-94: Scored nine goals in eight games (including two hat tricks) while representing Slovakia in 1994 Olympics...Originally a fifth-round selection (111th overall) by



Richard SMEHLIK

Defense

42



CAREER GAME HIGHS

Goals: 2 (11/24/93 vs. New Jersey; 5/3/95 vs. New Jersey; 10/26/96 vs. Hartford)
Assists: 3 (2/11/94 vs. Montreal; 2/23/94 vs. Anaheim)
Points: 3 (2/11/94 vs. Montreal; 2/23/94 vs. Anaheim; 3/20/94 vs. Ottawa; 10/26/96 vs. Hartford)
Penalty Minutes: 17 (11/22/93 at Ottawa)
Longest Point Streak: 4 games, three times

Season	Team	League	REGULAR SEASON													PLAYOFFS				
			GP	G	A	TP	+/-	PIM	PP	SH	GW	GT	S	S%	GP	G	A	TP	PIM	
1988-89	TJ Vitkovice	Czech	38	2	5	7	—	12	—	—	—	—	—	—	—	—	—	—	—	—
1989-90	TJ Vitkovice	Czech	51	5	4	9	—	—	—	—	—	—	—	—	—	—	—	—	—	—
1990-91	Dukla Jihlava	Czech	58	4	3	7	—	22	—	—	—	—	—	—	—	—	—	—	—	—
1991-92	TJ Vitkovice	Czech	47	9	10	19	—	42	—	—	—	—	—	—	—	—	—	—	—	—
1992-93	Buffalo	NHL	80	4	27	31	9	59	0	0	0	0	82	4.9	8	0	4	4	2	—
1993-94	Buffalo	NHL	84	14	27	41	22	69	3	3	1	1	106	13.2	7	0	2	2	10	—
1994-95	Buffalo	NHL	39	4	7	11	5	46	0	1	1	0	49	8.2	5	0	0	0	2	—
1995-96	Buffalo	NHL	- Did Not Play Injured -																	
1996-97	Buffalo	NHL	62	11	19	30	19	43	2	0	1	0	100	11.0	12	0	2	2	4	—
1997-98	Buffalo	NHL	72	3	17	20	11	62	0	1	0	0	90	3.3	15	0	2	2	6	—
1998-99	Buffalo	NHL	72	3	11	14	-9	44	0	0	0	0	61	4.9	21	0	3	3	10	—
NHL Totals			409	39	108	147	57	323	5	5	3	1	488	8.0	68	0	13	13	34	—
Sabre Totals			409	39	108	147	57	323	5	5	3	1	488	8.0	68	0	13	13	34	—

Multi-Point Games: 9 (1992-93), 7 (1993-94), 3 (1994-95), — (1995-96), 4 (1996-97), 2 (1997-98), 3 (1998-99) Total: 28



BORN: January 23, 1970; Ostrava, Czech Republic
HEIGHT: 6'3" **WEIGHT:** 222
SHOOTS: Left
LAST AMATEUR CLUB: TJ Vitkovice (Czech)
HOW ACQUIRED: Drafted in fifth round (97th overall) by Sabres in 1990.

1998-99: Recorded goal and assist in 2-2 tie at Philadelphia (4/13)...Marked third multi-point game this season (28th of career)...Scored ENG (second ENG of career) in 3-1 win vs. Pittsburgh (4/5)...Played in 400th Sabres/NHL game at Chicago (3/31)...Recorded first goal of season vs. Nashville (1/28)...Returned from I.R. list in 2-0 win vs. N.Y. Rangers (12/11) after missing seven games with bruised quadricep suffered at Toronto (11/21)...Placed on I.R. list (11/21)...Posted back-to-back multi-point games (26th & 27th of career) with two assists in each game vs. Toronto (10/30) and at Toronto (10/31)...First of two assists vs. Maple Leafs (10/30) was 100th in Sabres/NHL career...Missed game vs. Florida (10/16) while serving one-game NHL suspension for high stick on Avalanche's Valeri Kamensky (LW)...Games missed due to injury: 7...Multi-point games: 3...**In 1999 Playoffs:** Tallied assist in Game Three vs. Dallas (6/12)...Recorded two assists (1 on PP) in 3-2 overtime win in Game One at Dallas (6/8)...Was first multi-point game this postseason (1st of playoff career)...Games missed this postseason due to injury: 0...Multi-point games this postseason: 1.

CAREER: **1997-98:** Played in 300th NHL/Sabres game in loss vs. Detroit (12/23)...Scored unassisted short-handed goal on end-to-end rush, assisted on deciding goal and was +6 in 7-3 win at Tampa Bay (2/2)...Missed two games with wrist injury suffered vs. Boston (2/4) and returned vs. Toronto (2/25)...Returned to lineup at Pittsburgh (3/14) after missing seven games with eye contusion (struck in face with puck) suffered in first period vs. Toronto (2/25)...Placed on I.R. list (2/25)...Named to Czech Republic Olympic hockey team (1998 Nagano, Japan)...Part of team that won gold medal, playing in six games with one assist and four PIMs...**1996-97:** Rebounded from knee surgery, which forced Smehlik to miss all of 1995-96, to post second-best all-around season...Led Sabres defensemen in goals...Sabres were 7-2-1 in games in which Smehlik scored a goal...Assist vs. Pittsburgh (1/29) was 100th career Sabre/NHL point...Had four-game point-scoring streak (1+4=5) end vs. N.Y. Islanders

SMEHLIK VS. NHL

Team	GP	G	A	TP	PIM
Anaheim	7	0	4	4	4
Boston	28	2	5	7	20
Calgary	10	1	1	2	6
Carolina	31	6	14	20	20
Chicago	8	1	2	3	4
Colorado	22	1	6	7	20
Dallas	10	0	2	2	6
Detroit	10	1	1	2	8
Edmonton	9	0	2	2	2
Florida	16	1	9	10	16
Los Angeles	9	0	3	3	6
Montreal	29	5	6	11	24
Nashville	2	1	0	1	0
New Jersey	21	5	4	9	6
N.Y. Islanders	19	1	3	4	19
N.Y. Rangers	18	0	3	3	8
Ottawa	25	4	8	12	40
Philadelphia	21	1	5	6	17
Phoenix	9	1	2	3	8
Pittsburgh	28	2	8	10	20
San Jose	9	1	3	4	13
St. Louis	9	0	1	1	10
Tampa Bay	19	2	4	6	8
Toronto	12	0	7	7	6
Vancouver	9	2	2	4	18
Washington	19	1	3	4	14
NHL Totals	409	39	108	147	323

(3/26)...Games missed due to injury: 19...**1995-96:** Missed entire season after undergoing ACL surgery on right knee August 11, 1995...Injury occurred in training session two days earlier...**1994-95:** Had consecutive games played streak end at 97 after missing game at Ottawa (1/28)...Played in 200th Sabre/NHL game at Washington (4/28)...**1993-94:** Led Sabre defensemen in scoring...Sabres' Met Life Player of the Month for February...Was second on team in plus/minus rating with +22 (Craig Muni led with +28)...One of only three Sabres to appear in all 84 of team's regular season games, tying Sabre record for most games played in one season...Goal total of 14 tied for seventh on team's all-time list for one season by defenseman...**1992-93:** Won Fred T. Hunt Memorial Trophy as Sabres' Rookie of the Year.


PERSONAL: Richard and wife, Martina, have daughters named Adela and Jessica...Agreed to terms on multi-year deal on April 2, 1998.



Vaclav VARADA

Right Wing

25



CAREER GAME HIGHS

Goals: 2 (4/3/98 vs. Boston)
Assists: 2, (11/25/98 vs. N.Y. Rangers; 4/18/99 vs. Washington)
Points: 3 (4/3/98 vs. Boston)
Penalty Minutes: 5 (4/1/98 vs. Los Angeles)
Longest Point Streak: 3 games, twice (most pts. 2+3=5, 3/29/98 to 4/3/98)

REGULAR SEASON

PLAYOFFS

Season	Team	League	GP	G	A	TP	+	-	PIM	PP	SH	GW	GT	S	%	GP	G	A	TP	PIM
1992-93	Vitkovice	Czech	1	0	0	0														
1993-94	Vitkovice	Czech	24	6	7	13										5	1	1	2	
1994-95	Tacoma	WHL	68	50	38	88			108							4	4	3	7	11
	Czech	WJC-A	7	6	4	10			25											
1995-96	Kelowna	WHL	59	39	46	85			100							6	3	3	6	16
	Czech	WJC-A	6	5	1	6			8											
	Rochester	AHL	5	3	0	3			4											
	Buffalo	NHL	1	0	0	0	0	0	0	0	0	0	0	2	0.0					
1996-97	Rochester	AHL	53	23	25	48	8	81	3	1	3			180	12.8	10	1	6	7	27
	Buffalo	NHL	5	0	0	0	0	2	0	0	0	0	0	2	0.0					
1997-98	Rochester	AHL	45	30	26	56	20	74	14	2	2			160	18.8					
	Buffalo	NHL	27	5	6	11	0	15	0	0	1	1	27	18.5		15	3	4	7	18
1998-99	Buffalo	NHL	72	7	24	31	11	61	1	0	1	0	123	5.7		21	5	4	9	14
	NHL Totals		105	12	30	42	11	78	1	0	2	1	154	7.8		36	8	8	16	32
	Sabre Totals		105	12	30	42	11	78	1	0	2	1	154	7.8		36	8	8	16	32

Multi-Point Games: 0 (1995-96), 0 (1996-97), 1 (1997-98), 6 (1998-99) Total: 7



BORN: April 26, 1976; Vsetin, Czech Republic
HEIGHT: 6'0" **WEIGHT:** 215
SHOOTS: Left
LAST AMATEUR CLUB: Kelowna (WHL)
HOW ACQUIRED: Acquired by Sabres on November 16, 1995, along with Martin Spanhel, Philadelphia's fourth-round choice in 1996 NHL Entry Draft (Mike Martone), and first-round choice in 1996 (later traded to Winnipeg - selection used on Daniel Briere) from San Jose in exchange for Doug Bodger.

1998-99: Talled two assists in 3-0 win vs. Washington (4/18)...Was sixth multi-point game of season (7th of career)...Recorded assist (on GTG) in 1-1 tie at Ottawa (4/10)...In 100th Sabres/NHL game, recorded assist (on GWG) in 3-1 win vs. Florida (4/9)...Recorded assist on Dixon Ward's (R/LW) OT goal in 4-3 win vs. Pittsburgh (3/28)...Returned to action and recorded assist (on PP/GWG) vs. Dallas (3/5), after missing ten games with sprained ankle suffered at Ottawa (2/9)...On I.R. list (2/9/99 to 3/4/99)...Had three-game point streak (0+3=3) from at Pittsburgh (2/2) to at Montreal (2/6), matching longest streak of career (2+3=5, 3 game from 3/29/98 to 4/3/98)...Registered first back-to-back multi-point games of career by posting two points (1+1=2) at Los Angeles (1/7) after a two-point night (1+1=2) in 3-2 OT win at Anaheim (1/6), including assist on Michael Peca's (C) OT goal...Assisted on GWG (at 17:59 of 3rd per.) and then scored second ENG of career in 2-0 win vs. N.Y. Rangers (12/11)...Registered career best for assists in game with two vs. N.Y. Rangers (11/25)...Assisted on Sabres' third score and netted GWG at Montreal (10/17), marking second GWG of career...Games missed due to injury: 10...Multi-point games: 6...**In 1999 Playoffs:** Scored goal (on PP) in 4-2 series-clinching win in Game Five at Toronto (5/31)...Recorded game's initial goal in 5-4 win in Game One at Toronto (5/23)...Scored Sabres' second goal with 17 seconds left in second period of 3-0 win in Game Four vs. Boston (5/14)...Made pass to set up Dixon Ward's (R/LW) game-winning goal for 3-2 win in Game Three vs. Boston (5/12)...Set career high for points in playoff game by figuring in three of Sabres' four goals (2+1=3) in Game Four win vs. Ottawa (4/27)...Was second multi-point game of postseason career and first multi-goal game in playoffs...Assisted on deciding goal in 3-0 victory in Game Three vs. Ottawa (4/25)...Had assist on Sabres' first goal in 2-1 win in Game One at Ottawa (4/21)...Games missed this postseason due to injury: 0...Multi-point games this postseason: 1.

VARADA VS. NHL

Team	GP	G	A	TP	PIM
Anaheim	2	1	1	2	2
Boston	6	2	2	4	6
Calgary	1	0	0	0	0
Carolina	6	1	0	1	2
Chicago	2	0	0	0	0
Colorado	2	0	2	2	0
Dallas	4	0	1	1	0
Detroit	3	0	1	1	0
Edmonton	2	0	0	0	2
Florida	6	1	1	2	4
Los Angeles	3	1	2	3	9
Montreal	7	3	4	7	0
Nashville	2	0	1	1	0
New Jersey	6	0	1	1	4
N.Y. Islanders	4	0	1	1	4
N.Y. Rangers	6	1	3	4	8
Ottawa	9	0	2	2	8
Philadelphia	6	0	1	1	6
Phoenix	3	0	0	0	2
Pittsburgh	6	0	3	3	8
San Jose	1	0	0	0	0
St. Louis	3	2	0	2	2
Tampa Bay	4	0	1	1	5
Toronto	5	0	1	1	6
Vancouver	1	0	0	0	0
Washington	5	0	2	2	0
NHL Totals	105	12	30	42	78

CAREER: Recorded first NHL point (assist) by feeding pass to Donald Audette (RW) for Sabres' lone goal in 1-0 win vs. Montreal (12/19)...Recorded first goal of NHL career by netting game-tying score (14:36 of 3rd period) just five seconds after Blues posted go-ahead goal in 3-3 tie vs. St. Louis (1/27)...Set career single-game highs for goals (2, including GWG) and points (2+1=3) in 5-4 win vs. Boston (4/3)...Finished tied for third in points and second in goals among NHL rookie scorers during 1998 playoffs (3+4=7)...Several times during season was assigned and recalled from AHL affiliate Rochester: originally assigned (9/27) and recalled (12/14); assigned (1/16) and recalled (1/19), assigned (2/8) and later recalled (3/23)...Named AHL All-Star (1/20) and was second in scoring for AHL affiliate Rochester (30+26=56)...**1996-97:** Appeared in AHL All-Star Game representing "World" Team...Named Bauer AHL Rookie of Month for April (8 GP, 4+3=7)...Made team out of training camp, but was reassigned to Rochester after playing first game at Edmonton (10/4)...Recalled (1/28) and played three consecutive games before breaking left hand vs. Washington (2/2)...Sent back to Rochester (3/14) for remainder of season...**1995-96:** Made NHL debut in regular season finale vs. Hartford (4/14)...Participated in 1996 World Junior Championships...**1994-95:** Led Tacoma in goals and points...Played on Czech Republic team in World Junior Championships in Alberta (6 goals and 4 assists in 7 games)...**1993-94:** Represented Czech Republic at European Junior Championships (3 goals and 3 assists in 5 games)...Originally San Jose's fourth-round pick (89th overall) in 1994 NHL Entry Draft.

PERSONAL: Name is pronounced VAHT-slav Vuh-RAH-da.



Dixon WARD

Right/Left Wing

15



CAREER GAME HIGHS

Goals: 3 (11/25/98 vs. N.Y. Rangers)
Assists: 2, several times
Points: 4 (11/4/92 vs. Calgary)
Penalty Minutes: 19 (11/26/93 at Winnipeg)
Longest Point Streak: 5 games, 3+3=6 (2/21/97 to 3/5/97)

REGULAR SEASON

PLAYOFFS

Season	Team	League	GP	G	A	TP	+	-	PIM	PP	SH	GW	GT	S	%	GP	G	A	TP	PIM
1988-89	North Dakota	WCHA	37	8	9	17	—	26	—	—	—	—	—	—	—	—	—	—	—	—
1989-90	North Dakota	WCHA	45	35	34	69	—	44	—	—	—	—	—	—	—	—	—	—	—	—
1990-91	North Dakota	WCHA	43	34	35	69	—	84	—	—	—	—	—	—	—	—	—	—	—	—
1991-92	North Dakota	WCHA	38	33	31	64	—	90	—	—	—	—	—	—	—	—	—	—	—	—
1992-93	Vancouver	NHL	70	22	30	52	34	82	4	1	0	1	111	19.8	9	2	3	5	0	—
1993-94	Vancouver	NHL	33	6	1	7	-14	37	2	0	1	0	46	13.0	—	—	—	—	—	—
	Los Angeles	NHL	34	6	2	8	-8	45	2	0	0	0	44	13.6	—	—	—	—	—	—
1994-95	Toronto	NHL	22	0	3	3	-4	31	0	0	0	0	15	0.0	—	—	—	—	—	—
	St. John's	AHL	6	3	3	6	—	19	—	—	—	—	—	—	—	—	—	—	—	—
	Detroit	IHL	7	3	6	9	—	7	—	—	—	—	—	—	—	5	3	0	3	7
1995-96	Buffalo	NHL	8	2	2	4	1	6	0	0	1	0	12	16.7	—	—	—	—	—	—
	Rochester	AHL	71	38	56	94	7	74	19	0	4	0	223	17.0	19	11	24	35	8	—
1996-97	Buffalo	NHL	79	13	32	45	17	36	1	2	4	0	93	14.0	12	2	3	5	6	—
1997-98	Buffalo	NHL	71	10	13	23	9	42	0	2	3	1	99	10.1	15	3	8	11	6	—
1998-99	Buffalo	NHL	78	20	24	44	10	44	2	1	4	1	101	19.8	21	7	5	12	32	—
	NHL Totals		395	79	107	186	45	323	11	6	13	3	521	15.2	57	14	19	33	44	—
	Sabre Totals		236	45	71	116	37	128	3	5	12	2	305	14.8	48	12	16	28	44	—

Multi-Point Games: 11 (1992-93), 0 (1993-94), 0 (1994-95), 1 (1995-96), 8 (1996-97), 4 (1997-98), 9 (1998-99) **Total: 33 (22 with Sabres)**



BORN: September 23, 1968; Leduc, Alberta
HEIGHT: 6'0" **WEIGHT:** 200
SHOOTS: Right
LAST AMATEUR CLUB: North Dakota (WCHA)
HOW ACQUIRED: Agreed to terms with Sabres on free-agent contract on August 24, 1995.

1998-99: Finished tied for second in NHL in shooting percentage (19.8%)...Holds Sabres playoff record with three career shorthanded goals...Returned to action at Boston (4/17) after missing two games with bruised sternum...Scored GTG in 1-1 tie at Ottawa (4/10) before leaving game with bruised sternum...Recorded GWG at 2:27 of overtime and added assist (on PP) in 4-3 OT win vs. Pittsburgh (3/28)...Marked third OT goal with Buffalo, tying for second on Sabres' all-time list of OT goal scorers (#1 Dave Andreychuk, 4)...Was ninth multi-point game of season (33rd of career, 22nd with Sabres)...Assist at Montreal (2/6) was 100th in NHL career...Played in 200th game with Sabres in 2-1 loss at Tampa Bay (1/19)...Posted third consecutive multi-point game by tying career best for assists in one game with two (2, done many times) at Los Angeles (1/7)...First of two assists against Kings marked 100th point with Sabres...Recorded two assists (tied career high) in 3-2 OT win at Anaheim (1/6), including set-up pass to Michael Peca (C) for GWG 29 seconds into OT...Had three-point game (2+1=3) in 7-1 win vs. Calgary (1/2), posting all three points on power play...Tied career best for assists in one game with two and scored short-handed goal vs. Montreal (12/18)...Was sixth SH goal of career (5th with Sabres)...Recorded first hat trick of career by scoring Sabres' first three goals in 4-2 win vs. N.Y. Rangers (11/25)...Was first multi-goal game with Sabres (prev. multi-goal game: 2 on 1/4/93 vs. T.B.)...Played all pre-season and first game at Dallas (10/10) in jersey #17, switching back to #15 at Colorado (10/12)...Games missed due to injury: 2...Multi-point games: 9...In 1999 Playoffs: Tied for first in NHL with two shorthanded goals (tied with San Jose's Vincent Damphousse)...Scored game-winning goal in 2-1 win in Game Four vs. Dallas (6/15)...Scored ENG (while SH) in 4-2 series-clinching win in Game Five at Toronto (5/31), becoming first Buffalo player to net pair of short-handed goals in one playoff series...Scored goal (while SH) in 5-2 win in Game Four vs. Toronto (5/29)...Recorded assist on opening score and added goal less than four minutes later in 5-4 win in Game One at Toronto (5/23)...Was third multi-point game this postseason (5th with Sabres in playoffs)...Assisted on tying goal in third period and netted game-winner just 2:54 later for 3-2 win in Game Three vs. Boston (5/12)...Secured game by scoring into empty net in 3-1 win in Game Two at Boston (5/9), marking Sabres' first ENG scored in away playoff game since 5/6/80 at N.Y. Islanders (Gilbert Perreault)...Recorded assist on both goals by Vaclav Varada (RW) in 4-3 win in Game Four vs. Ottawa (4/27)...Scored first goal of game (GWG) in 3-0 victory in Game Three vs. Ottawa (4/25)...Games missed this postseason due to injury: 0...Multi-point games this postseason: 3.

CAREER: 1997-98: Played in 250th NHL game while picking up one assist vs. Dallas (10/7)...Saw action in 100th game with Sabres and posted assist on game-winning OT goal at Carolina (10/31)...Recorded second regular-season OT goal with Sabres (other: 12/11/96 at Mtl., 3-2 win) on unassisted score at Florida (1/1)...Played in 300th NHL game and posted second multi-point night of season in 3-1 win vs. San Jose (3/12), recording third game-winning goal of campaign and one assist...Scored Sabres' fifth goal and had short-handed assist in 6-1 win vs. Florida (3/19)...Beat Damian Rhodes (G) with backhand on penalty shot for Sabres' third goal in 4-4 tie at Ottawa (4/11)...Marked first penalty shot with Buffalo and first successful penalty shot by Sabre since Randy Wood's goal against Jeff Hackett at Chicago (1/11/94)...Awarded penalty shot after being taken down on breakaway while short handed...Had pair of multi-point games in 1998 playoffs...Made pass to set up Buffalo's final two goals (1 while SH) in 6-1 win in Game Three vs. Philadelphia (4/27), for first multi-point game in postseason with Sabres...Recorded assist on both of Michael Peca's (C) goals in 5-4 double-OT win in Game Three at Montreal (5/12), including game winner at 1:24 of second OT...Switched from jersey #15 to #17 prior to 1998-99 season...1996-97: Winner of team's Tim Horton Memorial Award (Unsung Hero)...Four game-winning goals represented personal best...Finished second on team in assists...Played in 200th career NHL game vs. Los Angeles (12/20)...Assist vs. Chicago (1/20) was 100th point of NHL career...Recorded first short-handed goal as Sabre vs. San Jose (2/16)...Had career-long five-game point-scoring streak (3+3=6) from vs. N.Y. Islanders (2/21) to vs. Pittsburgh (3/5)...Sabres' Met Life Player of the Month for February (9 GP, 3+6=9, +8)...Games missed due to injury: 2...In playoffs, scored game-winning goal at 19:40 of third period in Game Three at Ottawa (4/21)...Scored first career short-handed goal in playoffs at Philadelphia (5/9)...1995-96: Made Sabre debut vs. Colorado (12/13), registering multi-point game in process (1+1=2)...Played on Calder Cup Champion Rochester Americans, winning AHL's Jack A. Butterfield Trophy as playoff MVP, and leading league in postseason assists and points...1994-95: Traded by Kings to Toronto on October 3, 1994, with Guy Leveque, Kelly Fairchild and Shayne Toporowski for Eric Lacroix, Chris Snell and Toronto's fourth-round pick in 1996 Entry Draft (Eric Belanger)...1993-94: Traded from Vancouver to Los Angeles on January 8, 1994, along with conditional draft choice in 1995 for Jimmy Carson...1992-93: Led all NHL rookies in plus/minus with +34...Finished seventh in scoring among NHL rookies...Had pair of two-goal games (11/4/92 vs. Cgy. & 1/4/93 vs. T.B.)...Scored first NHL goal for Canucks at Winnipeg (10/16)...Had four-point game (2+2=4) vs. Calgary (1/4)...1991-92: Member of WCHA Second All-Star Team for second straight year...Finished four-year collegiate career ranked second on school's all-time goals (110) and points (219) lists...Became first player in UND history to record 100 goals and 100 assists...Vancouver's seventh-round pick (128th overall) in 1988 NHL Entry Draft.

PERSONAL: Married to Kerry, couple has son, Taylor...Affiliated with Boys and Girls Club of Buffalo...Majored in journalism at University of North Dakota and wrote column for *Edmonton Sun* during rookie year with Canucks...Awarded a one year settlement through NHL arbitration in August, 1999.

WARD VS. NHL

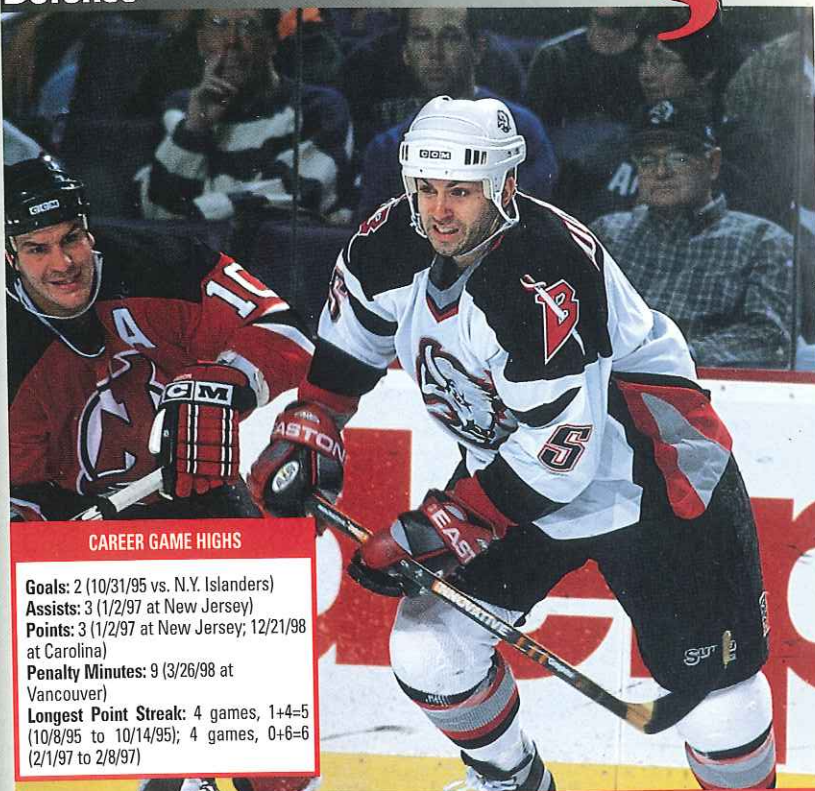
Team	GP	G	A	TP	PIM
Anaheim	11	1	2	3	0
Boston	20	3	6	9	4
Buffalo	4	1	1	2	0
Calgary	21	5	6	11	21
Carolina	21	2	10	12	11
Chicago	19	2	2	4	26
Colorado	9	2	2	4	7
Dallas	14	2	6	8	11
Detroit	12	0	2	2	10
Edmonton	18	1	3	4	21
Florida	12	5	2	7	14
Los Angeles	17	6	5	11	14
Montreal	22	5	11	16	16
Nashville	2	1	0	1	0
New Jersey	14	4	3	7	22
N.Y. Islanders	13	2	3	5	8
N.Y. Rangers	16	5	4	9	18
Ottawa	20	3	5	8	4
Philadelphia	14	0	2	2	4
Phoenix	14	3	5	8	27
Pittsburgh	15	3	3	6	6
San Jose	23	8	4	12	25
St. Louis	12	3	2	5	4
Tampa Bay	15	5	3	8	22
Toronto	13	2	6	8	2
Vancouver	8	0	4	4	18
Washington	16	5	5	10	8
NHL Totals	395	79	107	186	323



Jason WOOLLEY

Defense

5



CAREER GAME HIGHS

Goals: 2 (10/31/95 vs. N.Y. Islanders)
Assists: 3 (1/2/97 at New Jersey)
Points: 3 (1/2/97 at New Jersey; 12/21/98 at Carolina)
Penalty Minutes: 9 (3/26/98 at Vancouver)
Longest Point Streak: 4 games, 1+4=5 (10/8/95 to 10/14/95); 4 games, 0+6=6 (2/1/97 to 2/8/97)

REGULAR SEASON

PLAYOFFS

Season	Team	League	GP	G	A	TP	+	-	PIM	PP	SH	GW	GT	S	S%	GP	G	A	TP	PIM
1988-89	Michigan State	CCHA	47	12	25	37	—	—	26	—	—	—	—	—	—	—	—	—	—	—
1989-90	Michigan State	CCHA	45	10	38	48	—	—	26	—	—	—	—	—	—	—	—	—	—	—
1990-91	Michigan State	CCHA	40	15	44	59	—	—	24	—	—	—	—	—	—	—	—	—	—	—
1991-92	Canada	Nat-Tm	60	14	30	44	—	—	36	—	—	—	—	—	—	—	—	—	—	—
	Baltimore	AHL	15	1	10	11	—	—	6	—	—	—	—	—	—	—	—	—	—	—
	Washington	NHL	1	0	0	0	1	0	0	0	0	0	0	2	0.0	—	—	—	—	—
1992-93	Washington	NHL	26	0	2	2	3	10	0	0	0	0	0	11	0.0	1	0	2	2	0
	Baltimore	AHL	29	14	27	41	—	—	22	—	—	—	—	—	—	—	—	—	—	—
1993-94	Washington	NHL	10	1	2	3	2	4	0	0	0	0	0	15	6.7	4	1	0	1	4
	Portland	AHL	41	12	29	41	—	—	14	—	—	—	—	—	—	9	2	2	4	4
1994-95	Detroit	IHL	48	8	28	36	—	—	38	—	—	—	—	—	—	—	—	—	—	—
	Florida	NHL	34	4	9	13	-1	18	1	0	0	1	76	5.3	—	—	—	—	—	—
1995-96	Florida	NHL	52	6	28	34	-9	32	3	0	0	0	98	6.1	—	13	2	6	8	14
1996-97	Florida	NHL	3	0	0	0	1	2	0	0	0	0	7	0.0	—	—	—	—	—	—
	Pittsburgh	NHL	57	6	30	36	3	28	2	0	1	0	79	7.6	—	5	0	3	3	0
1997-98	Buffalo	NHL	71	9	26	35	8	35	3	0	2	1	129	7.0	—	15	2	9	11	12
1998-99	Buffalo	NHL	80	10	33	43	16	62	4	0	2	1	154	6.5	—	21	4	11	15	10
	NHL Totals		334	36	130	166	24	191	13	0	5	3	571	6.3	—	58	9	29	38	40
	Sabre Totals		151	19	59	78	24	97	7	0	4	2	283	6.7	—	36	6	20	26	22

Multi-Point Games: 0 (1991-92), 0 (1992-93), 0 (1993-94), 2 (1994-95), 8 (1995-96), 7 (1996-97), 7 (1997-98), 11 (1998-99) **Total: 35 (18 with Sabres).**



BORN: July 27, 1969; Toronto, Ontario
HEIGHT: 6'1 **WEIGHT:** 207
SHOOTS: Left
LAST AMATEUR CLUB: Michigan State (CCHA)
HOW ACQUIRED: Acquired from Pittsburgh on September 24, 1997, in exchange for 1998 fifth-round draft choice (Robert Scuderi).

1998-99: Presented with Tim Horton Memorial Award (player whose performance is far superior to public recognition) for first time...Set career marks in goals (10), assists (33), and points (43)...Led Sabres in assists...Returned to action with goal and assist (on PP/GWG) in 3-0 win vs. Washington (4/18)...Marked eleventh multi-point game of season (35th of career)...Missed game at Boston (4/17) with strained groin (began 4/17)...Had three-game point streak (3+2+5) from vs. Pittsburgh (4/5) to vs. Florida (4/9), including goal in each game...Goal streak tied for second

longest by defenseman in Sabres history (longest: 4 games, 5 goals by Phil Housley from 11/22/88 to 11/30/88; Woolley 5th player with 3 games)...Recorded goal (PP) and assist in 3-1 win vs. Florida (4/9), tying career high for goals in one season (9 goals in 1997-98)...Scored GWG in 3-1 win vs. Pittsburgh (4/5), setting career mark for points in one season (prev. best: 36 pts. in 1996-97 with Pit)...Recorded goal and assist vs. Edmonton (3/3)...Scored GTG with 3:14 left in third period and recorded assist in 2-2 tie at Calgary (2/24)...Missed game vs. Carolina (2/15) with flu...Recorded two assists in 5-2 win vs. Montreal (2/11)...Had three-game point streak (1+2+3) snapped at Washington (2/7)...Played in 300th NHL game in 4-1 win vs. Los Angeles (1/30)...Took shot that Curtis Brown (C/LW) redirected for GTG (on PP) in 1-1 game vs. Phoenix (1/26)...Assisted on both Buffalo goals (both on PP) in 2-2 game at San Jose (1/9), including GTG...Played in 100th game with Sabres in 2-0 win vs. Tampa Bay (12/23)...Tied career high for points in one game (3 assists, 1/29/97 at N.J.) with goal and two assists (both on PP) in 4-1 win at Carolina (12/21)...Registered back-to-back multi-point games with two assists (1 on GWG) vs. Toronto (1/20) and pair of assists vs. Chicago (11/14)...Recorded 100th assist of NHL career (on PPG) at N.Y. Islanders (10/24)...Games missed due to injury/illness: 2...Multi-point games: 11...In 1999 Playoffs: Tied teammate Alexei Zhitnik for first place in points by a defenseman (4+1+1=5)...Tied for tenth overall in playoff scoring...Had at least one point (1+3=4) in four straight postseason games (5/29/99 to 6/10/99)...Tallied assist (on PP) in Game Two at Dallas (6/10), tying Gilbert Perreault's mark (11 in 1980) for assists in one playoff year...Scored first career overtime goal in 3-2 win in Game One at Dallas (6/8), tying Mike Ramsey's record for most goals by Sabres' defenseman in one playoff year (4 in 1983)...Tallied assist (on GWG) in 4-2 win in Game Five at Toronto (5/31)...Recorded goal and assist with man advantage in 6-3 loss in Game Two at Toronto (5/25)...Was third multi-point game this postseason (5th with Sabres in playoffs)...Credited with assist (on PP) in 5-4 win in Game One at Toronto (5/23)...Had at least one point (total: 2+3=5) in four consecutive postseason games (5/6/99 to 5/14/99)...Threw no-look pass to Alexei Zhitnik (D) for deciding goal (on PP) in 3-0 victory in Game Four vs. Boston (5/14)...Scored goal 1:37 into contest (on PP) in 3-2 win in Game Three vs. Boston (5/12)...Figured in both Sabre goals (1+1=2) in 4-2 loss in Game One at Boston (5/6)...Had pair of assists (1 on PP) in 3-0 win in Game Three vs. Ottawa (4/25)...Took shot that Miroslav Satan (L/RW) put in on rebound for GWG in second OT for 3-2 win in Game Two at Ottawa (4/23)...Games missed this postseason due to injury: 0...Multi-point games this postseason: 3.

CAREER: 1997-98: Finished first on team in power-play points with 21...Played in first regular-season game as Sabre at St. Louis (10/1), but suffered hair-line fracture of thumb...Placed on I.R. (10/2) and returned to action at Phoenix (10/26) after missing nine games (starting at Wash., 10/3)...Recorded first points as Sabre with two assists (1 on PP vs. New Jersey (11/5)...Registered back-to-back multi-point games with two assists (1 on PP) vs. Anaheim (12/3)

WOOLLEY VS. NHL

Team	GP	G	A	TP	PIM
Anaheim	7	0	2	2	0
Boston	20	0	5	5	4
Buffalo	9	0	1	1	2
Calgary	6	1	5	6	2
Carolina	15	4	6	10	14
Chicago	8	1	3	4	4
Colorado	11	1	7	8	10
Dallas	8	0	5	5	2
Detroit	8	0	3	3	2
Edmonton	6	1	2	3	2
Florida	11	2	3	5	6
Los Angeles	9	0	5	5	6
Montreal	22	4	7	11	8
Nashville	2	0	0	0	2
New Jersey	21	1	7	8	6
N.Y. Islanders	20	5	9	14	8
N.Y. Rangers	24	2	7	9	16
Ottawa	20	1	7	8	16
Philadelphia	19	0	7	7	16
Phoenix	8	1	4	5	8
Pittsburgh	13	4	4	8	6
San Jose	8	0	4	4	2
St. Louis	6	1	2	3	8
Tampa Bay	17	2	7	9	14
Toronto	12	1	6	7	8
Vancouver	7	2	4	6	11
Washington	15	2	7	9	8
NHL Totals	334	36	130	166	191

followed by goal (first as Sabre) and assist vs. Tampa Bay (12/5)...Played in 200th NHL game at Ottawa (12/6)...Recorded 100th NHL point with assist vs. Carolina (12/12)...Finished 1998 playoffs tied for third on NHL's list of defensive scoring leaders (11 pts., with 7 on PP)...Also led Sabres in assists in playoffs (9)...1996-97: Traded to Pittsburgh from Florida with Stu Barnes for Chris Wells (on 11/19)...Played in three games with Florida prior to trade...Recorded 36 points (6+30) in 57 games with Penguins, establishing career-highs in assists and points...Recorded 15 (2+13) of 36 points on power play...Scored all six of goals on road...Recorded three assists at New Jersey (1/2), establishing single-game highs for assists and points...Had season-high four-game point streak (2/1 to 2/8, 0+6=6)...Games missed due to injury: 6...Played in all five playoff games vs. Philadelphia...Tied for third on team in playoff scoring (3) and tied for second in assists (3)...Also tied for team lead in points among defenseman...1995-96: Finished second among Florida defenseman with 34 points (6+28) in just 52 games...Recorded 22 points (3+19) on power play...Had season-high four-game point streak (10/8 to 10/14, 1+4=5)...Missed 13 games (11/19 to 12/16) with broken thumb...Member of 1995-96 Eastern Conference Champion Florida Panthers, which included then-assistant coach Lindy Ruff...In 1996 Playoffs, recorded eight points (2+6), tying for seventh on team and second among defenseman...Recorded seven of eight points (2+5) in Eastern Conference Quarterfinals vs. Boston...Scored Panthers first-ever playoff game-winning goal vs. Boston (4/17)...1994-95: Played in 48 games with Detroit (IHL), recording 36 points (9+27)...Florida purchased Woolley's contract (2/14)...Finished second among Florida defensemen in scoring with 13 points (4+9) in 34 games...1993-94: Began season with Washington, scoring first NHL goal against Martin Brodeur in Capitals' 6-3 loss vs. New Jersey (10/8)...Played in four playoff games with Washington, scoring first playoff goal (GWG) vs. N.Y. Rangers (5/7)...Played most of season with Portland (AHL)...Scored four points (2+2) in nine playoff games as Pirates won Calder Cup...1992-93: Split season between Washington and Baltimore (AHL)...Recorded first NHL point (assist) in 6-5 Washington win at Toronto (10/6/92)...1991-92: Spent majority of season with Team Canada, recording 44 points (14+30) in 60 games during pre-Olympic tour...Had five assists in eight games in 1992 Olympics, as Canada won silver medal...Played in first NHL game in Capitals' 4-3 OT win at New Jersey (4/12/92)...Selected by Washington in fourth round (61st overall) in 1989 Entry Draft.


PERSONAL: Jason and wife, Danica, have one son, Carter...Played baseball and was first baseman on bronze medal-winning Canadian Junior Team at 1990 World Championships in addition to playing three seasons at Michigan State University (CCHA)...As hockey player, was member of Spartans' 1990 NCAA Championship team.



Alexei ZHITNIK

Defense

44



CAREER GAME HIGHS

Goals: 2, three times (1 time, Sabres)
Assists: 3, eight times (4 times, Sabres)
Points: 4 (11/18/95 at New Jersey)
Penalty Minutes: 17 (1/15/97 at N.Y. Islanders)
Longest Point Streak: 6 games, 2+5=7 (3/24/98 to 4/3/98)

REGULAR SEASON

PLAYOFFS

Season	Team	League	GP	G	A	TP	+	-	PIM	PP	SH	GW	GT	S	%	GP	G	A	TP	PIM
1989-90	Sokol Kiev	USSR	31	3	4	7			16											
1990-91	Sokol Kiev	USSR	46	1	4	5			46											
1991-92	CSKA	CIS	44	2	7	9			52											
1992-93	Los Angeles	NHL	78	12	36	48	-3	80	5	0	2	0	136	8.8	24	3	9	12	26	
1993-94	Los Angeles	NHL	81	12	40	52	-11	101	11	0	1	1	227	5.3						
1994-95	Los Angeles	NHL	11	2	5	7	-3	27	2	0	0	0	33	6.1						
	Buffalo	NHL	21	2	5	7	-3	34	1	0	0	0	33	6.1	5	0	1	1	14	
1995-96	Buffalo	NHL	80	6	30	36	-25	58	5	0	0	0	193	3.1						
1996-97	Buffalo	NHL	80	7	28	35	10	95	3	1	0	1	170	4.1	12	1	0	1	16	
1997-98	Buffalo	NHL	78	15	30	45	19	102	2	3	3	2	191	7.9	15	0	3	3	36	
1998-99	Buffalo	NHL	81	7	26	33	-6	96	3	1	2	0	185	3.8	21	4	11	15	52	
NHL Totals			510	63	200	263	-22	593	32	5	8	4	1168	5.4	77	8	24	32	144	
Sabre Totals			340	37	119	156	-5	385	14	5	5	3	772	4.8	53	5	15	20	118	

Multi-Point Games: 25 (1992-93 to 1994-95 all with L.A.), 4 (1995-96), 5 (1996-97), 5 (1997-98), 3 (1998-99) Total: 42 (17 with Sabres)



BORN: October 10, 1972; Kiev, Ukraine

HEIGHT: 5'11" **WEIGHT:** 215

SHOOTS: Left

LAST AMATEUR CLUB: CSKA Moscow (CIS)

HOW ACQUIRED: Came to Sabres from Los Angeles in trade on February 14, 1995, along with Robb Stauber, Charlie Huddy and fifth-round pick (Marian Menhart) in 1995 NHL Entry Draft in exchange for Grant Fuhr, Philippe Boucher and Denis Tsygurov.

1998-99: Tallied 200th NHL assist (on PP/GWG) in 4-3 win at N.Y. Islanders (4/6)...Recorded assist (on ENG) in 3-1 win vs. Pittsburgh (4/5)...Had three-game point streak (1+2=3) from at Pittsburgh (3/27) to at Chicago (3/31)...In 500th NHL game, scored goal (on PP) in 4-3 OT win vs. Pittsburgh (3/28), which also marked 8,000th goal in Sabre history...Recorded assist (on GTG) in 1-1 tie at Pittsburgh (3/27)...Scored deciding goal in third period just 25 seconds after Brian Holzinger (C) tied game in 4-1 win vs. Los Angeles (1/30)...Had four-game point streak (1+4=5; 1/13 vs. STL, to 1/18 at Fla.)...In 300th game with Sabres, assisted on Buffalo's final two goals (1 on PP) in 4-0 win at Florida (1/18)...Marked third multi-point game of season (42nd of career, 17th with Sabres)...Scored Sabres' lone goal (on PP) in 1-1 tie at Ottawa (1/16)...Recorded 100th assist with Sabres on game-tying goal in 2-2 tie at St. Louis (1/28)...Returned to post assist vs. Panthers (1/2) after missing one game with bruised chest suffered at Florida (11/28)...Settled fifth short-handed goal of career (all with Buf.) for Sabres' lone goal at Toronto (11/21)...Had GWG and assist (both pts. on PP) in 6-1 win vs. Chicago (11/14)...Posted three-point night (1+2=3) at Toronto (10/31), including goal into empty net (3rd ENG with Sabres)...Agreed to terms on multi-year contract with Sabres (10/9)...**All-Star Notes:** Named to first All-Star Game (1999), joining list of players added to World All-Stars roster...Had one assist at All-Star Game (1/24/99), coming on World All-Stars' third goal (stats: 1 assist, 1 shot, -1)...In POWERaDE/NHL SuperSkills competition (1/23/99), helped World All-Stars capture Fastest Skater competition...Was third overall in event with time of 14.687 (seconds), finishing behind Peter Bondra (14.640) and Marco Sturm (14.654)...Games missed due to injury: 1...Multi-point games: 3...In 1999 Playoffs: Finished tied for first in scoring by defenseman with teammate Jason Woolley (4+11=15)...Tied for tenth overall in playoff scoring...Led NHL in power-play points (13)...Finished tied for first in PPG (4), and first in PPA (9)...Had at least one point (1+2=3) in three straight postseason games (5/31/99 to 6/10/99)...Scored goal (PP) in Game Two at Dallas (6/10)...Talked assist (on PP) in 3-2 overtime win in Game One at Dallas (6/8)...Recorded assist (on PP) in 4-2 series-clinching win in Game Five at Toronto (5/31)...Had at least one point (1+6=7) in six straight playoff games (5/14/99 to 5/27/99)...Credited with assist (on PP) on Curtis Brown's (C/LW) goal 37 seconds into Game Five at Boston (5/16)...Recorded first goal of game (on PP) and had assist (while SH) in 3-0 victory in Game Four vs. Boston (5/14)...Was first multi-point game with Sabres in playoffs...Netted Sabres' first goal (on PP) in Game One at Boston (5/6)...Scored series-winning goal (on PP) in 4-3 win in Game Four vs. Ottawa (4/27)...Previous playoff goal was two years to date of series-winner in ECQF (prev. playoff goal: 4/27/97 at Ottawa)...Assisted on GWG (on PP) in 2-1 win in Game One at Ottawa (4/21)...Games missed this postseason due to injury: 0...Multi-point games this postseason: 1.

CAREER: 1997-98: Presented with Tim Horton Memorial Award (player whose performance is far superior to public recognition) for first time...Led team in assists (30) and was second in power-play points (2+15=17)...Also second on team in points (45)...Set career highs for goals (15) and plus/minus rating (+19) in one season...Named to Russian Olympic hockey team (1998 Nagano, Japan)...Earned silver medal with Russia, playing in six games (0+2=2, 2 PIM)...Recorded three assists vs. N.Y. Islanders (11/22) and at Tampa Bay (2/2), tying career high for most assists in game...Played in 200th game as Sabre vs. Philadelphia (11/26)...Recorded 200th NHL point with assist vs. Ottawa (12/31)...Recorded 100th point as Sabre with first assist against Lightning (2/2)...Played in 400th NHL game in 2-2 tie vs. Boston (2/4)...Registered two short-handed goals in 6-1 win vs. Florida (3/19)...Joined Michael Pecca (2 vs. Ott. on 12/31/97) in tying Sabres' game record for most short-handed goals by one player...Had career-best six-game point streak (2+5=7, 3/24 at Cgy. to 4/3 vs. Bos.)...Point streak tied for longest by Sabre in 1997-98...In 1998 playoffs, saw action in 50th postseason game of career (5/14 at Mtl.)...**1996-97:** Improved plus/minus rating from -25 in 1995-96 to +10...Sabres were 4-0-3 when Zhitnik scored a goal...Had four-game point streak end in Dallas (10/30)...Goal against Capitals (10/18) was first short-handed tally of NHL career...Played in 300th NHL game at Boston (12/14)...Played for Team Russia at World Cup Tournament prior to start of season...Games missed due to injury: 0...**1995-96:** Had four-point game (1+3=4) at New Jersey (11/18)...Played for Team Russia at World Championships in Austria from April 21-May 5, 1996, registering one goal, one assist and six penalty minutes in eight games...**1994-95:** Scored goal on first shot in first game as Sabre (2/15 vs. N.Y. Rangers)...**1993-94:** Played at World Championships in Italy in 1994, tallying one goal in six games as assistant captain for Team Russia...**1992-93:** Played on Stanley Cup runner-up Los Angeles Kings...Posted second-highest point total ever by Kings' rookie defenseman...Point total was also second in league among rookie defenses...Scored first NHL goal vs. Calgary (10/15)...**1991-92:** Represented gold-medal Unified Team at 1992 Winter Olympics in Albertville, France...Was fourth-round draft choice of Kings (81st overall) in 1991 NHL Entry Draft (held in Buffalo).

PERSONAL: Has twin brother named Dimitri... Wife's name is Luda.

ZHITNIK VS. NHL

Team	GP	G	A	TP	PIM
Anaheim	15	1	4	5	16
Boston	27	2	11	13	24
Buffalo	4	0	1	1	4
Calgary	22	2	15	17	16
Carolina	26	3	12	15	18
Chicago	18	1	8	9	16
Colorado	13	2	3	5	18
Dallas	14	1	7	8	34
Detroit	18	1	6	7	14
Edmonton	22	4	13	17	41
Florida	21	3	9	12	34
Los Angeles	8	3	1	4	6
Montreal	29	3	5	8	59
Nashville	2	0	1	1	4
New Jersey	20	3	10	13	14
N.Y. Islanders	21	3	9	12	39
N.Y. Rangers	20	6	8	14	10
Ottawa	27	4	6	10	22
Philadelphia	21	0	4	4	30
Phoenix	18	1	11	12	16
Pittsburgh	27	4	15	19	38
San Jose	21	1	11	12	26
St. Louis	13	5	4	9	16
Tampa Bay	21	0	7	7	24
Toronto	21	5	9	14	22
Vancouver	21	2	7	9	14
Washington	20	3	3	6	18
NHL Totals	510	63	200	263	593



BUFFALO SABRES 1999-2000 TRAINING CAMP ROSTER

FORWARDS	POS	HT	WT	S	BIRTHPLACE	DATE	1998-99 TEAM	G	A	PTS
Adduono, Jeremy	RW	6-0	182	R	Thunder Bay, Ontario	8-4-78	Canada (National Team)	10	16	26
Afinogenov, Maxim	RW	5-11	176	L	Moscow, Russia	9-4-79	Dynamo Moscow (CIS)	4	9	13
Barnes, Stu	C	5-11	186	R	Spruce Grove, Alberta	12-25-70	Pittsburgh/Bufallo	20	16	36
Bartovic, Milan	RW	5-11	183	L	Trencin, Slovakia	4-9-81	Trencin Jr. (Slovak)	35	24	59
Boulton, Eric	LW	6-1	215	L	Halifax, Nova Scotia	8-17-76	<u>Kentucky (AHL)/Florida (ECHL)</u>	3	3	6
Brown, Curtis	CLW	6-0	190	L	Unity, Saskatchewan	2-12-76	Bufallo	16	31	47
Brunel, Craig	RW	6-0	198	R	Winnipeg, Manitoba	11-12-79	Prince Albert (WHL)	10	8	18
Cipolla, Jason	C	5-9	180	L	Toronto, Ontario	12-30-72	Milwaukee (IHL)	21	46	67
Cunneyworth, Randy	LW	6-0	198	L	Etobicoke, Ontario	5-10-61	Bufallo/Rochester (AHL)	10	18	28
Davidson, Matt	RW	6-2	190	R	Flin Flon, Manitoba	8-9-77	Rochester (AHL)	26	15	41
Dececco, Bret	RW	5-10	189	R	Edmonton, Alberta	5-20-80	Seattle (WHL)	57	43	100
Dutiaume, Mark	LW	6-0	200	L	Winnipeg, Manitoba	1-31-77	Binghamton (UHL)	27	35	62
Fisher, Craig	C	6-3	180	L	Oshawa, Ontario	6-30-70	Rochester (AHL)	26	52	81
Goldade, Aaron	C	6-0	180	L	Prince Albert, Saskatchewan	7-30-80	Brandon (WHL)	27	33	60
Grosek, Michal	LW	6-2	207	R	Vyskov, Czech Republic	6-1-75	Bufallo	20	30	50
Hamel, Denis	LW	6-2	200	L	Lachute, Quebec	5-10-77	Rochester (AHL)	16	17	33
Holzinger, Brian	C	5-11	190	R	Parma, Ohio	10-10-72	Bufallo	17	17	34
Hyancinthe, Senaque	LW	5-11	180	L	Montreal, Quebec	2-22-81	Val d'Or (QMJHL)	11	16	27
Kotalik, Ales	RW	6-1	198	R	Jindrichuv Hradec, Czech Rep.	12-23-78	HC Budejovice (Czech Rep.)	8	13	21
Kristek, Jaroslav	RW	6-0	183	L	Zlin, Czech Republic	3-16-80	Tri-City (WHL)	38	48	86
Kruse, Paul	LW	6-0	202	L	Merritt, British Columbia	3-15-70	Bufallo	3	0	3
Methot, Francois	C	6-0	175	R	Montreal, Quebec	4-26-78	Rochester (AHL)	5	8	13
Milley, Norman	RW	5-11	185	R	Toronto, Ontario	2-14-80	Sudbury (OHL)	52	68	120
Moran, Brad	C	5-11	175	L	Abbotsford, British Columbia	3-20-79	Calgary (WHL)	60	58	118
Moravec, David	RW	6-0	180	L	Vitkovice, Czech Republic	3-24-73	HC Vitkovice (Czech Rep.)	17	14	31
Mosovsky, Karel	LW	6-2	198	R	Pisek, Czech Republic	8-22-81	Regina (WHL)	26	25	51
Nichol, Scott	C	5-8	160	R	Edmonton, Alberta	12-31-74	Rochester (AHL)	13	20	33
Peca, Michael	C	5-11	181	R	Toronto, Ontario	3-26-74	Bufallo	27	29	56
Peters, Andrew	LW	6-4	195	L	St. Catharines, Ontario	5-5-80	Oshawa (OHL)	14	10	24
Piros, Kamil	C	6-1	183	L	Most, Czech Republic	11-20-78	HC Vitkovice (Czech Rep.)	7	7	14
Pittis, Domenic	C	5-11	190	L	Calgary, Alberta	10-1-74	Bufallo/Rochester (AHL)	38	66	104
Preston, Tim	LW	5-11	193	L	Vancouver, British Columbia	6-30-81	Seattle (WHL)	12	15	27
Primeau, Wayne	C	6-3	220	L	Scarborough, Ontario	6-4-76	Bufallo	5	8	13
Rasmussen, Erik	C	6-2	205	L	Minneapolis, Minnesota	3-28-77	Bufallo/Rochester (AHL)	3	7	10
Ray, Rob	RW	6-0	203	L	Stirling, Ontario	6-8-68	Bufallo	2	4	6
Sanderson, Geoff	LW	6-0	190	L	Hay River, N.W. Territories	2-1-72	Bufallo	0	4	4
Satan, Miroslav	L/RW	6-1	195	L	Topolcany, Slovakia	10-22-74	Bufallo	40	26	66
Self, Brad	C	5-10	165	L	Peterborough, Ontario	2-27-81	Peterborough (OHL)	17	12	29
Taylor, Chris	C	6-0	189	L	Stratford, Ontario	3-6-72	Las Vegas (IHL)/ Boston	3	5	8
Terjav, Edo	RW	6-0	195	L	Kranj, Slovenia	1-24-80	Baie-Comeau (QMJHL)	13	16	29
Van Oene, Darren	LW	6-3	207	L	Edmonton, Alberta	1-18-78	Rochester (AHL)	11	20	31
Varada, Vaclav	RW	6-0	200	L	Vsetin, Czech Republic	4-26-76	Bufallo	7	24	31
Ward, Dixon	R/LW	6-0	200	R	Leduc, Alberta	9-23-68	Bufallo	20	24	44
Zigomanis, Michael	C	6-0	183	R	North York, Ontario	1-17-81	Kingston (OHL)	29	56	85

NOTE: Stats listed are from underlined team.

BUFFALO SABRES 1999-2000 TRAINING CAMP ROSTER

DEFENSEMEN	POS	HT	WT	S	BIRTHPLACE	DATE	1998-99 TEAM	G	A	PTS
Campbell, Brian	D	5-11	185	L	Strathroy, Ontario	5-23-79	Ottawa (OHL)	12	75	87
Grand-Pierre, Jean-Luc	D	6-3	207	R	Montreal, Quebec	2-2-77	Bufallo/Rochester (AHL)	5	4	9
Holland, Jason	D	6-2	193	R	Morinville, Alberta	4-30-76	Bufallo/Rochester (AHL)	4	25	29
Houda, Doug	D	6-2	190	R	Blainville, Alberta	6-3-66	Adirondack (AHL)	7	21	28
Huribut, Mike	D	6-2	200	L	Mussena, New York	10-7-66	Bufallo/Rochester (AHL)	15	39	54
Kalinin, Dimitri	D	6-2	198	L	Chejabinck, Russia	7-22-80	Moncton (QMJHL)	7	18	25
Kinch, Matthew	D	5-11	189	L	Red Deer, Alberta	2-17-80	Calgary (WHL)	14	69	83
McKee, Jay	D	6-3	205	L	Kingston, Ontario	9-8-77	Bufallo	0	6	6
* McQueen, Scott	D	6-3	185	L	Edmonton, Alberta	4-21-81	Red Deer (WHL)	1	7	8
Patrick, James	D	6-2	198	R	Winnipeg, Manitoba	6-14-63	Bufallo	1	7	8
Sarich, Cory	D	6-3	175	R	Saskatoon, Saskatchewan	8-16-78	Bufallo/Rochester (AHL)	3	26	29
Smechlik, Richard	D	6-3	222	L	Ostrava, Czech Republic	1-23-70	Bufallo	3	11	14
Tallinder, Henrik	D	6-3	194	L	Stockholm, Sweden	1-10-79	AIK Solna (Sweden)	0	0	0
Theoret, Luc	D	6-2	197	L	Winnipeg, Manitoba	7-30-79	Lethbridge/Portland (WHL)	13	39	52
Warner, Rhett	D	6-1	210	R	Shanavon, Saskatchewan	1-27-76	Florida/Bufallo	1	7	8
Woolley, Jason	D	6-1	188	L	Toronto, Ontario	7-27-69	Bufallo	10	33	43
Zhitnik, Alexei	D	5-11	204	L	Kiev, Ukraine	10-10-72	Bufallo	7	26	33

GOALTENDERS	POS	HT	WT	C	BIRTHPLACE	DATE	1998-99 TEAM	GP	MIN	GAA
Biron, Martin	G	6-1	154	L	Lac St. Charles, Quebec	8-15-77	Bufallo/Rochester (AHL)	52	3129	2.07
* Chiarello, Gene	G	5-10	190	L	Sault Ste. Marie, Ontario	4-9-79	London (OHL)	62	3633	3.01
Hasek, Dominik	G	5-11	168	L	Pardubice, Czech Republic	1-29-65	Bufallo	64	3817	1.87
* Kochan, Dieter	G	6-1	180	L	Saskatoon, Saskatchewan	5-11-74	Binghamton (UHL)	40	2322	2.97
Noronen, Mika	G	6-1	191	L	Tampere, Finland	6-17-79	Tappara (Finland)	34	1956	3.38
Rolosen, Dwayne	G	6-1	190	L	Simcoe, Ontario	10-12-69	Bufallo	18	911	2.77

The following players are members of the organization, but will not be attending training camp:

SKATERS	POS	HT	WT	S	BIRTHPLACE	DATE	1998-99 TEAM	G	A	PTS
Bienvenue, Daniel	LW	6-0	196	L	Val d'Or, Quebec	6-10-77	Baton Rouge (ECHL)	3	3	6
Heisten, Barrett	LW	6-1	189	L	Anchorage, Alaska	3-19-80	Univ. of Maine (H. East)	12	16	28
Janik, Doug	D	6-1	198	L	Agawam, Massachusetts	3-26-80	Univ. of Maine (H. East)	3	12	15
Pandolfo, Mike	LW	6-3	226	L	Winchester, Massachusetts	9-15-79	Boston University (H. East)	11	3	14
Zanutto, Mike	C	6-0	190	L	Burlington, Ontario	1-1-77	—	—	—	—

GOALTENDERS	POS	HT	WT	C	BIRTHPLACE	DATE	1998-99 TEAM	GP	MIN	GAA
Miller, Ryan	G	6-1	150	L	East Lansing, Michigan	7-17-80	Soo (NAHL)	45	2612	2.25

S - Shoots

C - Catches

* - Training Camp Invitee

NOTE: Stats listed are from underlined team.

General Manager: Darcy Regier
 Head Coach: Lindy Ruff
 Associate Coach: Don Lever
 Assistant Coach: Mike Ramsey
 Strength & Conditioning Coach: Doug McKenney
 Assistant Strength Coach: Dennis Cole


Goaltender Coach: Jim Corsi
 Administrative Assistant Coach: Jeff Holbrook
 Head Trainer/Massage Therapist: Jim Pizzutelli
 Equipment Manager: Rip Simonick
 Asst. Equipment Manager: George Babcock



Maxim AFINOGENOV

69

Right Wing



BORN: September 4, 1979; Moscow, Russia
HEIGHT: 5'11" **WEIGHT:** 176
CATCHES: Left
LAST AMATEUR CLUB: Moscow Dynamo (CIS)
HOW ACQUIRED: Third-round draft choice (69th overall) of the Sabres in 1997 Entry Draft.

1998-99: Signed a three-year contract on September 3, 1999...Selected as Top Forward at 1999 World Junior Championships...Recorded 16 points in 16 play-

off games with Dynamo.


CAREER: **1997-98:** Scored five points in seven games at the 1998 World Junior Championships...**1996-97:** Scored Gold Medal-winning goal for Russia in overtime at 1997 World Junior Championships.

REGULAR SEASON															PLAYOFFS					
Season	Team	League	GP	G	A	TP	+/-	PIM	PP	SH	GW	GT	S	%	GP	G	A	TP	PIM	
1995-96	Mosc. D'amo	Rus-2	Statistics Not Available																	
	Mosc. D'amo	CIS	1	0	0	0	—	0	—	—	—	—	—	—	—	—	—	—	—	—
1996-97	Mosc. D'amo	Russia	29	6	5	11	—	10	—	—	—	—	—	—	4	0	2	2	0	
1997-98	Russia	WJC-A	7	3	2	5	—	4	—	—	—	—	—	—	—	—	—	—	—	
	Mosc. D'amo	EuroHL	6	3	1	4	—	27	—	—	—	—	—	—	—	—	—	—	—	
	Mosc. D'amo	CIS	35	10	5	15	—	53	—	—	—	—	—	—	—	—	—	—	—	
1998-99	Mosc. D'amo	CIS	38	8	13	21	—	24	—	—	—	—	—	—	16	10	6	16	14	
	Russia	WJC-A	7	3	5	8	—	0	—	—	—	—	—	—	—	—	—	—	—	

Martin BIRON

43

Goaltender



BORN: August 15, 1977; Lac St. Charles, Quebec
HEIGHT: 6'1" **WEIGHT:** 154
CATCHES: Left
LAST AMATEUR CLUB: Hull (QMJHL)
HOW ACQUIRED: First-round draft choice (16th overall) of Sabres in 1995 NHL Entry Draft.

1998-99: **Buffalo:** Made three starts with Sabres and finished with a 1-2-1 record...Recalled from AHL affiliate Rochester (3/24) after being reassigned (3/19)...In

third start, stopped 16-of-21 shots vs. Tampa Bay (3/11)...Stopped all seven shots faced in relief of Dwayne Roloson at Carolina (3/8)...Made second consecutive start and stopped 30-of-31 shots to preserve 1-1 tie vs. Philadelphia (3/7)...In third NHL/Sabres start and first since vs. Ottawa (12/27/95), stopped 26-of-27 shots for first win of career in 2-1 game vs. Dallas (3/5)...Relieved Roloson midway through second period vs. Edmonton (3/3), stopping all 12 shots faced...Replaced Roloson to start second period at Edmonton (2/26), seeing first action with Sabres since 1995-96 season (1/6/96 at Mil.)...Recalled from Rochester (2/18)...Reassigned to Rochester (12/31) after serving as backup goaltender (DNP) vs. Ottawa (12/30)...Recalled from Rochester (12/30)...Previously recalled from Rochester (12/16) and reassigned (12/18)...**Rochester:** Won Baz Bastien Trophy as top goaltender in the AHL...Shared Harry "Hap" Holmes Trophy with Tom Draper for the fewest goals against (172, 108-Biron, 60-Draper, 4-Roloson)...AHL First Team All-Star...Led the AHL in shutouts (6) and save percentage (.930) and goals against average (2.07)...Second in AHL in wins (36)...Tied Bob Perreault's single season shutout for Rochester with six in 3-0 win vs. Hamilton (2/17).

CAREER: **1997-98:** **Buffalo:** Recalled from AHL affiliate Rochester (4/15) on emergency basis and served as backup

BIRON (continued)

to Steve Shields at New Jersey (4/15)...Did not see any action and reassigned to Rochester (4/16)...**Rochester:** Spent season with Americans and led AHL with five shutouts, missing team's single-season record by one (6 by Bob Perreault, 1967-68)...Recorded first shutout in 0-0 tie vs. Adirondack (11/10)...Earned AHL Sher-Wood Player-of-the-Week honors in mid-March...Named Rochester Americans Exec Club Rookie of the Year...Also played in two games with South Carolina (ECHL). **1996-97:** Traded from Beaufort to Hull (Hull eventually won Robert Lebel Division)...Finished with lowest goals against average in QMJHL (numbers with Hull only)...Was recalled twice by Sabres on emergency basis (on 2/9 and 3/20), but did not see action...**1995-96:** Became fourth youngest goalie to appear in NHL game (18 years, 133 days) with debut on December 26, 1995, starting Buffalo's game at Pittsburgh...Led QMJHL in goalie games played and wins in playoffs...**1994-95:** Led QMJHL in playoff shutouts and regular season goals-against average...Named Canadian Major Junior Goaltender of the Year and to Canadian Major Junior First All-Star Team.

PERSONAL: Agreed to terms on multi-year contract with Sabres on January 11, 1996...Had to change jersey number with Sabres from #00 to #43 after NHL set new number guidelines (1-99 only) in 1998.

REGULAR SEASON															PLAYOFFS				
Season	Team	League	GP	MIN	GA	SO	AVG	W-L-T	GP	MIN	GA	SO	AVG	W-L					
1994-95	Beaufort	QMJHL	56	3193	132	3	2.48	29-16-9	16	900	37	4	2.47	8-7					
1995-96	Buffalo	NHL	3	119	10	0	5.04	0-2-0	—	—	—	—	—	—					
	Beaufort	QMJHL	55	3201	152	1	2.85	29-17-7	19	1134	64	0	3.39	12-7					
1996-97	Beaufort	QMJHL	18	928	61	1	3.94	6-9-1	—	—	—	—	—	—					
	Hull	QMJHL	16	974	43	2	2.65	11-4-1	6	325	19	0	3.51	3-1					
1997-98	Rochester	AHL	41	2312	113	5	2.93	14-18-6	4	239	16	0	4.01	1-3					
	South Carolina	ECHL	2	86	3	0	2.09	0-1-1	—	—	—	—	—	—					
1998-99	Rochester	AHL	52	3129	108	6	2.07	36-13-3	20	1167	42	1	2.16	12-8					
	Buffalo	NHL	6	281	10	0	2.14	1-2-1	—	—	—	—	—	—					
	NHL Totals		9	400	20	0	3.00	1-4-1	—	—	—	—	—	—					
	Sabre Totals		9	400	20	0	3.00	1-4-1	—	—	—	—	—	—					

Brian CAMPBELL

51

Defense



BORN: May 23, 1979; Strathroy, Ontario
HEIGHT: 5'11" **WEIGHT:** 185
SHOOTS: Left
LAST AMATEUR CLUB: Ottawa (OHL)
HOW ACQUIRED: Buffalo's sixth-round choice (156th overall) in 1997 Entry Draft.

1998-1999: Selected as OHL's Most Outstanding Player...Won Memorial Cup with Ottawa...Led OHL defenseman in scoring with 87 points (12+75)...Signed multi-year contract with Buffalo on June 1, 1999.

CAREER: **1997-98:** Tallied 15 points in 13 games with Ottawa (OHL).

REGULAR SEASON															PLAYOFFS				
Season	Team	League	GP	G	A	TP	+/-	PIM	PP	SH	GW	GT	S	%	GP	G	A	TP	PIM
1995-96	Ottawa	OHL	66	5	22	27	—	23	—	—	—	—	—	—	4	0	1	1	2
1996-97	Ottawa	OHL	66	7	36	43	—	12	—	—	—	—	—	—	24	2	11	13	8
1997-98	Ottawa	OHL	66	14	39	53	—	31	—	—	—	—	—	—	13	1	14	15	0
1998-99	Ottawa	OHL	62	12	75	87	—	27	—	—	—	—	—	—	9	2	10	12	6
	Canada	WJC	7	1	1	2	—	4	—	—	—	—	—	—	—	—	—	—	—
	Rochester	AHL	—	—	—	—	—	—	—	—	—	—	—	—	2	0	0	0	0



Matt DAVIDSON

Right Wing

49



BORN: August 9, 1977; Flin Flon, Manitoba
HEIGHT: 6'2" **WEIGHT:** 190
SHOOTS: Right
LAST AMATEUR CLUB: Portland (WHL)
HOW ACQUIRED: Fourth-round draft choice (94th overall) of Sabres in 1995.

1998-99: Only player to appear in all 80 games for Rochester (AHL)...Sixth in team scoring (26+15=41)...Recorded six game-winning goals...Recorded hat trick in 5-4 win vs. Hartford (12/29).

CAREER: 1997-98: Spent season with Rochester (AHL)...Scored first professional goal in Rochester's game vs. Syracuse (11/1)...One of eight Amers to play 70-or-more games...Second on team for goals by rookie (15)...Voted Rochester Americans Exec Club Most Improved Player...1996-97: Member of WHL West Division Champion Portland Winterhawks (tied for best record in league)...Led team with 44 goals and finished with +34 mark.


PERSONAL: Signed contract with Sabres in April of 1997.

REGULAR SEASON														PLAYOFFS					
Season	Team	League	GP	G	A	TP	+/-	PIM	PP	SH	GW	GT	S	%	GP	G	A	TP	PIM
1993-94	Portland	WHL	59	4	12	16	—	18	—	—	—	—	—	—	10	0	0	0	4
1994-95	Portland	WHL	72	17	20	37	—	51	—	—	—	—	—	—	9	1	3	4	0
1995-96	Portland	WHL	70	24	26	50	—	96	—	—	—	—	—	—	7	2	2	4	2
1996-97	Portland	WHL	72	44	27	71	—	47	—	—	—	—	—	—	6	0	1	1	2
1997-98	Rochester	AHL	72	15	12	27	-18	12	6	0	3	0	103	14.6	3	1	0	1	2
1998-99	Rochester	AHL	80	26	15	41	27	42	1	2	6	0	131	19.8	18	2	1	3	6

Denis HAMEL

Right Wing

55



BORN: May 10, 1977; Lachute, Quebec
HEIGHT: 6'2" **WEIGHT:** 200
SHOOTS: Left
LAST AMATEUR CLUB: Chicoutimi (QMJHL)
HOW ACQUIRED: Acquired by Sabres on March 19, 1996, from St. Louis in exchange for Charlie Huddy and seventh-round selection in 1996 NHL Entry Draft (Daniel Corso).

1998-99: Finished seventh in regular season scoring (16+17=33) and tied for eighth in playoff scoring (3+4=7) for Rochester (AHL)...Recorded hat trick in 8-0 win vs. Hamilton (11/6).

CAREER: 1997-98: Spent season with Rochester (AHL)...Scored first professional goal, as well as first pro hat trick, in Rochester's game at Hamilton (10/17)...Had four multi-point games...1996-97: Tied for first on team in scoring (finishing second season before)...Finished 13th overall in QMJHL in regular-season scoring and fifth in playoffs...Misc.: St. Louis' sixth-round choice (153rd overall) in 1995 NHL Entry Draft.


PERSONAL: Signed contract with Sabres June 6, 1997.

REGULAR SEASON														PLAYOFFS					
Season	Team	League	GP	G	A	TP	+/-	PIM	PP	SH	GW	GT	S	%	GP	G	A	TP	PIM
1994-95	Chicoutimi	QMJHL	66	15	12	27	—	155	—	—	—	—	—	—	12	2	0	2	27
1995-96	Chicoutimi	QMJHL	65	40	49	89	—	199	—	—	—	—	—	—	17	10	14	24	64
1996-97	Chicoutimi	QMJHL	70	50	50	100	—	357	—	—	—	—	—	—	20	15	10	25	58
1997-98	Rochester	AHL	74	10	15	25	-1	98	4	1	2	0	123	8.1	4	1	2	3	0
1998-99	Rochester	AHL	74	16	17	33	20	121	2	1	2	0	138	11.6	20	3	4	7	10

Jason HOLLAND

Defense

29



BORN: April 30, 1976; Morinville, Alberta
HEIGHT: 6'2" **WEIGHT:** 193
SHOOTS: Right
LAST AMATEUR CLUB: Kamloops (WHL)
HOW ACQUIRED: Acquired from N.Y. Islanders on March 24, 1998, along with Paul Kruse (LW) in exchange for Jason Dawe (R/LW).

1998-99: Spent majority of season with Rochester (AHL)...Second in scoring by defenseman for Rochester in 1999 Calder Cup playoffs (2+5=7)...Appeared in first three games of season with Buffalo.

CAREER: 1997-98: NHL: Played in eight games with N.Y. Islanders, collecting four penalty minutes...Assigned to Rochester (AHL) after being acquired by Sabres...AHL: Recorded 26 points (10+16) in 50 games with Kentucky...Appeared in nine games with Amers...Led Rochester in assists (3) during 1998 Calder Cup playoffs...1996-97: Appeared in four games with Islanders, scoring first NHL goal vs. Pittsburgh (2/12)...Leading scorer among Kentucky defensemen with 39 points (14+25) in 72 games...Selected to 1996-97 AHL All-Rookie Team.


PERSONAL: Single...Enjoys golfing and rollerblading.

REGULAR SEASON														PLAYOFFS					
Season	Team	League	GP	G	A	TP	+/-	PIM	PP	SH	GW	GT	S	%	GP	G	A	TP	PIM
1992-93	Kamloops	WHL	4	0	0	0	—	2	—	—	—	—	—	—	—	—	—	—	—
1993-94	Kamloops	WHL	59	14	15	29	—	80	—	—	—	—	—	—	18	2	3	5	4
1994-95	Kamloops	WHL	71	9	32	41	—	65	—	—	—	—	—	—	21	2	7	9	9
1995-96	Kamloops	WHL	63	24	33	57	—	98	—	—	—	—	—	—	16	4	9	13	22
1996-97	N.Y. Islanders	NHL	4	1	0	1	1	0	0	0	0	0	3	33.3	—	—	—	—	—
	Kentucky	AHL	72	14	25	39	—	46	—	—	—	—	—	—	4	0	2	2	0
1997-98	N.Y. Islanders	NHL	8	0	0	0	-4	4	0	0	0	0	6	0.0	—	—	—	—	—
	Kentucky	AHL	50	10	16	26	—	29	—	—	—	—	—	—	—	—	—	—	—
	Rochester	AHL	9	0	4	4	5	10	0	0	0	0	29	0.0	4	0	3	3	4
1998-99	Buffalo	NHL	3	0	0	0	-1	8	0	0	0	0	2	0.0	—	—	—	—	—
	Rochester	AHL	74	4	25	29	30	36	3	0	0	0	107	3.7	20	2	5	7	8
	NHL Totals		15	1	0	1	-4	12	0	0	0	0	11	9.1	—	—	—	—	—
	Sabre Totals		3	0	0	0	-1	8	0	0	0	0	2	0.0	—	—	—	—	—

Doug HOUDA

Defense

10



BORN: June 3, 1966; Blairmore, Alberta
HEIGHT: 6'2" **WEIGHT:** 190
CATCHES: Right
LAST AMATEUR CLUB: Medicine Hat (WHL)
HOW ACQUIRED: Signed as a free agent on July 13, 1999.

1998-99: Appeared in 73 games with Adirondack (AHL) ... Played in three games with Detroit after being recalled (12/31).

CAREER: 1997-98: Appeared in 55 games with Islanders and Mighty Ducks ... Acquired by Anaheim from N.Y. Islanders along with Travis Green and Tony Tuzzolino in exchange for J.J. Daignault, Joe Sacco and Mark Janssens (2/6) ... Recorded all three points on the road ... Notched 1,000th PIM vs. Florida (11/12) ... 1996-97: Signed with N.Y. Islanders as free agent on October 26, 1996 ... Appeared in 500th NHL/career game vs. Hartford (4/11) ... 1995-96: Split season between Buffalo and Rochester (AHL) ... Registered eight points (3+5=8) in the AHL playoffs ... Won Calder Cup with Rochester ... 1994-95: Acquired by Buffalo from Los Angeles in exchange for Sean O'Donnell (7/26/94) ... 1993-94: Missed 14 of 21 final games with separated shoulder ... Set season-high with 188 PIM ... Traded to Los Angeles from Hartford for Marc Potvin (11/3) ... 1992-93: Third season with Hartford ... Had five games with 10 PIM ... 1991-92: Scored first career game-winning goal at Washington (3/24) ... Recorded career-high 21 PIM vs. Buffalo (2/11) ... 1990-91: Traded to Hartford by Detroit in exchange for Doug Crossman (2/20) ... Scored 26 points (9+17=26) in 38 games with Adirondack (AHL) ... 1989-90: Had three multi-point games ... Three of nine assists came on game-winning goals ... 1988-89: Tied for second on Detroit with a +17 plus/minus rating ... 1987-88: Selected AHL First Team All-Star ... Scored first NHL goal vs. Philadelphia (12/11) ... 1985-86: Made NHL debut vs. Minnesota (12/10) ... 1984-85: Originally drafted by Detroit in second round (28th overall) in the 1984 NHL Entry Draft.


PERSONAL: Garth Brooks fan. ... Enjoys fishing, boating, and waterskiing.



HOUDA (continued)

Season	Team	League	REGULAR SEASON													PLAYOFFS					
			GP	G	A	TP	+/-	PIM	PP	SH	GW	GT	S	%	GP	G	A	TP	PIM		
1981-82	Calgary	WHL	3	0	0	0	—	0	—	—	—	—	—	—	—	—	—	—	—	—	
1982-83	Calgary	WHL	71	5	23	28	—	99	—	—	—	—	—	—	—	—	—	—	—	—	
1983-84	Calgary	WHL	69	6	30	36	—	195	—	—	—	—	—	—	—	—	—	—	—	—	
1984-85	Calgary	WHL	65	20	54	74	—	182	—	—	—	—	—	—	—	—	—	—	—	—	
1985-86	Kalamazoo	IHL	—	—	—	—	—	—	—	—	—	—	—	—	—	—	—	—	—	—	—
1985-86	Calgary	WHL	16	4	10	14	—	60	—	—	—	—	—	—	—	—	—	—	—	—	—
1985-86	Medicine Hat	WHL	35	9	23	32	—	80	—	—	—	—	—	—	—	—	—	—	—	—	—
1985-86	Detroit	NHL	6	0	0	0	0	4	0	0	0	0	5	0.0	25	4	19	23	64	—	—
1986-87	Adirondack	AHL	77	6	23	29	—	142	—	—	—	—	—	—	—	—	—	—	—	—	—
1987-88	Detroit	NHL	11	1	1	2	0	10	0	0	0	0	10	10.0	11	1	8	9	50	—	—
1988-89	Adirondack	AHL	71	10	32	42	—	169	—	—	—	—	—	—	—	—	—	—	—	—	—
1988-89	Detroit	NHL	57	2	11	13	17	67	0	0	0	0	38	5.3	11	0	3	3	44	—	—
1988-89	Adirondack	AHL	7	0	3	3	—	8	—	—	—	—	—	—	6	0	1	1	0	—	—
1989-90	Detroit	NHL	73	2	9	11	-5	127	0	0	0	0	59	3.4	—	—	—	—	—	—	—
1990-91	Adirondack	AHL	38	9	17	26	—	67	—	—	—	—	—	—	—	—	—	—	—	—	—
1990-91	Detroit	NHL	22	0	4	4	-2	43	0	0	0	0	21	0.0	—	—	—	—	—	—	—
1991-92	Hartford	NHL	19	1	2	3	-3	41	0	0	0	0	21	4.8	6	0	0	0	8	—	—
1991-92	Hartford	NHL	56	3	6	9	-2	125	1	0	1	0	40	7.5	6	0	2	2	13	—	—
1992-93	Hartford	NHL	60	2	6	8	-19	167	0	0	0	0	43	4.7	—	—	—	—	—	—	—
1993-94	Hartford	NHL	7	0	0	0	-4	23	0	0	0	0	1	0.0	—	—	—	—	—	—	—
1994-95	Los Angeles	NHL	54	2	6	8	-15	165	0	0	0	0	31	6.5	—	—	—	—	—	—	—
1994-95	Buffalo	NHL	28	1	2	3	1	68	0	0	0	0	21	4.8	—	—	—	—	—	—	—
1995-96	Buffalo	NHL	38	1	3	4	3	52	0	0	0	0	21	4.8	—	—	—	—	—	—	—
1995-96	Rochester	AHL	21	1	6	7	—	41	—	—	—	—	—	—	19	3	5	8	30	—	—
1996-97	NY Islanders	NHL	70	2	8	10	1	99	0	0	0	0	29	6.9	—	—	—	—	—	—	—
1996-97	Utah	IHL	3	0	0	0	—	7	—	—	—	—	—	—	—	—	—	—	—	—	—
1997-98	NY Islanders	NHL	31	1	2	3	-6	47	0	0	0	0	15	6.7	—	—	—	—	—	—	—
1997-98	Anaheim	NHL	24	1	2	3	-5	52	0	1	0	0	9	11.1	—	—	—	—	—	—	—
1998-99	Adirondack	AHL	73	7	21	28	—	122	—	—	—	—	—	—	3	0	1	1	4	—	—
1998-99	Detroit	NHL	3	0	1	1	-2	0	0	0	0	1	0.0	—	—	—	—	—	—	—	—
NHL Totals			559	19	63	82	-48	1090	1	1	1	0	365	5.2	18	0	3	3	21	—	—
Sabre Totals			66	2	5	7	4	120	0	0	0	0	42	4.8	—	—	—	—	—	—	—
Multi-Point Games: 10																					

Mike HURLBUT 21



BORN: October 7, 1966; Massena, New York
HEIGHT: 6'2" **WEIGHT:** 200
SHOOTS: Left
LAST AMATEUR CLUB: St. Lawrence (ECAC)
HOW ACQUIRED: Buffalo's first-round choice (18th overall) in 1998 Entry Draft.
1998-99: Agreed to a multi-year deal with Buffalo on July 9, 1999...Finished fifth in points by defenseman (15+39=54) in AHL...Led Rochester (AHL) in scoring by defensemen in regular season and playoffs...Was +2 in 6-3 win at Tampa Bay (11/29) in one appearance with Sabres.
CAREER: 1997-98: Made Sabre debut on defense at Washington (10/3), recording first NHL action since with Quebec in 1993-94...Reassigned to Rochester (AHL) on October 8...Spent remainder of season with Amerks...Traded to Quebec on September 7, 1993, for Alexander Karpovisev...N.Y. Rangers' first choice (fifth overall) in 1988 Supplemental Draft...1996-97: Finished tied for third on Houston Aeros (IHL) in playoff scoring...1994-95: Selected AHL Second-Team All-Star in '95.

Season	Team	League	REGULAR SEASON													PLAYOFFS						
			GP	G	A	TP	+/-	PIM	PP	SH	GW	GT	S	%	GP	G	A	TP	PIM			
1985-86	St. Lawrence	ECAC	25	2	10	12	—	40	—	—	—	—	—	—	—	—	—	—	—	—	—	—
1986-87	St. Lawrence	ECAC	35	8	15	23	—	44	—	—	—	—	—	—	—	—	—	—	—	—	—	—
1987-88	St. Lawrence	ECAC	38	6	12	18	—	18	—	—	—	—	—	—	—	—	—	—	—	—	—	—
1988-89	St. Lawrence	ECAC	36	8	25	33	—	30	—	—	—	—	—	—	—	—	—	—	—	—	—	—
1989-90	Denver	IHL	8	0	2	2	—	13	—	—	—	—	—	—	4	1	2	3	2	—	—	—
1989-90	Flint	IHL	74	3	34	37	—	38	—	—	—	—	—	3	0	1	1	2	—	—	—	—
1990-91	San Diego	IHL	2	1	0	1	—	0	—	—	—	—	—	—	—	—	—	—	—	—	—	—
1991-92	Binghamton	AHL	33	2	11	13	—	27	—	—	—	—	—	3	0	1	1	0	—	—	—	—
1991-92	Binghamton	AHL	79	16	39	55	—	64	—	—	—	—	—	11	2	7	9	8	—	—	—	—
1992-93	NY Rangers	NHL	23	1	8	9	4	16	1	0	0	0	26	3.8	—	—	—	—	—	—	—	—
1992-93	Binghamton	AHL	45	11	25	36	—	46	—	—	—	—	—	14	2	5	7	12	—	—	—	—
1993-94	Quebec	NHL	1	0	0	0	-1	0	0	0	0	0	1	0.0	—	—	—	—	—	—	—	—
1994-95	Cornwall	AHL	77	13	33	46	—	100	—	—	—	—	—	13	3	7	10	12	—	—	—	—
1994-95	Cornwall	AHL	74	11	49	60	—	69	—	—	—	—	—	3	1	0	1	15	—	—	—	—
1995-96	Minnesota	IHL	22	1	4	5	—	22	—	—	—	—	—	—	—	—	—	—	—	—	—	—
1996-97	Houston	IHL	38	3	12	15	—	33	—	—	—	—	—	—	—	—	—	—	—	—	—	—
1996-97	Houston	IHL	70	11	24	35	—	62	—	—	—	—	—	13	5	8	13	12	—	—	—	—
1997-98	Rochester	AHL	45	10	20	30	-2	48	3	0	0	0	145	6.9	4	1	1	2	2	—	—	—
1997-98	Buffalo	NHL	3	0	0	0	-1	2	0	0	0	0	3	0.0	—	—	—	—	—	—	—	—
1998-99	Rochester	AHL	72	15	39	54	19	46	9	1	3	1	226	6.6	20	4	5	9	12	—	—	—
1998-99	Buffalo	NHL	1	0	0	0	2	0	0	0	0	0	2	0.0	—	—	—	—	—	—	—	—
NHL Totals			28	1	8	9	4	18	1	0	0	0	32	3.1	—	—	—	—	—	—	—	—
Sabre Totals			4	0	0	0	1	2	0	0	0	0	5	0.0	—	—	—	—	—	—	—	—
Multi-Point Games: 0 (1992-93), 0 (1993-94), 0 (1997-98), 0 (1998-99) Total: 0																						

Dimitri KALININ

45

Defense




BORN: July 22, 1980; Cheljabinsk, Russia
HEIGHT: 6'2" **WEIGHT:** 198
SHOOTS: Left
LAST AMATEUR CLUB: Moncton (QMJHL)
HOW ACQUIRED: Buffalo's first-round choice (18th overall) in 1998 Entry Draft.
1998-1999: Played in first professional game with Rochester (4/7)...Saw action in seven playoff games with Rochester (AHL)...Scored 25 points (7+18) with Moncton (QMJHL).
CAREER: 1997-98: Appeared in 26 games with Traktor (Russia).

Season	Team	League	REGULAR SEASON													PLAYOFFS							
			GP	G	A	TP	+/-	PIM	PP	SH	GW	GT	S	%	GP	G	A	TP	PIM				
1996-97	Cheljabinsk	Russia	2	0	0	0	—	0	—	—	—	—	—	—	—	—	—	—	—	—	—	—	—
1997-98	Traktor	Russia	26	0	2	2	—	24	—	—	—	—	—	—	—	—	—	—	—	—	—	—	—
1998-99	Moncton	QMJHL	39	7	18	25	—	44	—	—	—	—	—	—	—	—	—	—	—	—	—	—	
1998-99	Rochester	AHL	3	0	1	1	—	14	—	—	—	—	—	—	7	0	0	0	6	—	—	—	—

Ales KOTALIK

62

Right Wing



BORN: December 23, 1978; Jindr. Hradec, Czech Republic
HEIGHT: 6'1" **WEIGHT:** 198
SHOOTS: Right
LAST AMATEUR CLUB: HC Budejovice (Czech)
HOW ACQUIRED: Buffalo's sixth-round choice (164th overall) in 1998 Entry Draft.

1998-1999: Spent season with HC Budejovice (Czech) totaling 21 points (8+13).
CAREER: 1997-98: Scored 16 points (9+7) in 47 games with ZPS Zlin (Czech).


Season	Team	League	REGULAR SEASON													PLAYOFFS							
			GP	G	A	TP	+/-	PIM	PP	SH	GW	GT	S	%	GP	G	A	TP	PIM				
1997-98	ZPS Zlin	Czech	47	9	7	16	—	14	—	—	—	—	—	—	—	—	—	—	—	—	—	—	—
1998-99	HC Budejovice	Czech	41	8	13	21	—	16	—	—	—	—	—	—	3	0	0	0	0	—	—	—	—



Francois METHOT

Center

40



BORN: April 26, 1978; Montreal, Quebec
HEIGHT: 6'0" **WEIGHT:** 175
SHOOTS: Right
LAST AMATEUR CLUB: Shawinigan (QMJHL)
HOW ACQUIRED: Buffalo's third-round choice (54th overall) in 1996 NHL Entry Draft.


1998-99: Appeared in 58 games with Rochester (AHL) in first professional season...Tallied first professional point (assist) in second career game (10/12)...Scored first goal at Adirondack (2/6).
CAREER: 1997-98: Prior to getting injured, recorded 14 goals and 11 assists for 25 points in 14 games...Came back to finish season with 65 points (23+42) in 36 games...**1996-97:** Split season between Rouyn-Noranda and Shawinigan, combining for 29 goals, 47 assists (76 points) in 65 games...Third in scoring with Rouyn-Noranda (21+30) in 47 games...Scored eight points in seven playoff games for Shawinigan (2+6)...**1995-96:** Led St-Hyacinthe with 94 points in regular season (32+62)...Led team in playoff scoring with six goals and six assists in 12 games...**1994-95:** Second on team scoring with 14 goals and 38 assists (52 points).

REGULAR SEASON														PLAYOFFS					
Season	Team	League	GP	G	A	TP	+/-	PIM	PP	SH	GW	GT	S	S%	GP	G	A	TP	PIM
1994-95	St-Hyacinthe	QMJHL	60	14	38	52	-22	-	-	-	-	-	-	-	5	0	1	1	0
1995-96	St-Hyacinthe	QMJHL	68	32	62	94	-22	-	-	-	-	-	-	-	12	6	6	12	4
1996-97	Rouyn-Nor.	QMJHL	47	21	30	51	-22	-	-	-	-	-	-	-	7	2	6	8	2
	Shawinigan	QMJHL	18	8	17	25	-2	-	-	-	-	-	-	-	6	1	3	4	5
1997-98	Shawinigan	QMJHL	36	23	42	65	-10	-	-	-	-	-	-	-	9	0	1	1	0
1998-99	Rochester	AHL	58	5	3	8	4	8	2	0	0	2	45	11.1	9	0	1	1	0

Scott NICHOL

Center

12



BORN: December 31, 1974; Edmonton, Alberta
HEIGHT: 5'8" **WEIGHT:** 160
CATCHES: Right
LAST AMATEUR CLUB: Portland (WHL)
HOW ACQUIRED: Eleventh-round draft choice (272nd overall) of Sabres in 1993.


1998-99: Spent entire season with Rochester (AHL)...Recorded four game-winning goals with Americans...Did not appear in Calder Cup playoffs due to injury.
CAREER: 1997-98: Buffalo: Assigned to AHL affiliate Rochester (9/27) and later recalled (10/9)...Played in third Sabres/NHL game vs. Washington (10/9), collecting four PIM...Saw time at New Jersey (10/11) and was reassigned to Amerks following game...Recalled again from Amerks (10/18), but injured shoulder early in first period at Chicago (10/19)...**Rochester:** Named team captain at beginning of season...Recipient of McCulloch Trophy for Community Service and was voted VP Supply Most Popular Player...Underwent season-ending shoulder surgery (1/27/98)...Had three multi-point games...**1996-97:** Led Amerks in short-handed goals (4) and game-winning goals (6)...**1995-96:** Played on Calder Cup Champion Rochester Americans...Scored game-winning overtime goal at Portland in Game Five of Calder Cup Championship...Made Sabre/NHL debut at Washington (4/13/96).
PERSONAL: Signed multi-year contract with Sabres on September 8, 1998.

REGULAR SEASON														PLAYOFFS					
Season	Team	League	GP	G	A	TP	+/-	PIM	PP	SH	GW	GT	S	S%	GP	G	A	TP	PIM
1992-93	Portland	WHL	67	31	33	64	-146	-	-	-	-	-	-	-	16	8	8	16	41
1993-94	Portland	WHL	65	40	53	93	-144	-	-	-	-	-	-	-	10	3	8	11	16
1994-95	Rochester	AHL	71	11	16	27	-12	136	1	4	1	0	114	9.6	5	0	3	3	14
1995-96	Rochester	AHL	62	14	18	32	-11	170	1	0	0	0	107	13.1	19	7	6	13	36
	Buffalo	NHL	2	0	0	0	0	10	0	0	0	0	4	0.0	-	-	-	-	-
1996-97	Rochester	AHL	68	22	21	43	9	133	1	4	6	0	165	13.3	10	2	1	3	26
1997-98	Rochester	AHL	35	13	7	20	-10	113	0	1	3	0	84	15.5	-	-	-	-	-
	Buffalo	NHL	3	0	0	0	0	4	0	0	0	0	5	0.0	-	-	-	-	-
1998-99	Rochester	AHL	53	13	20	33	19	120	1	0	4	0	86	15.1	-	-	-	-	-
	NHL Totals		5	0	0	0	0	14	0	0	0	0	9	0.0	-	-	-	-	-
	Sabre Totals		5	0	0	0	0	14	0	0	0	0	9	0.0	-	-	-	-	-

Mika NORONEN

Goaltender

35



BORN: June 17, 1979; Tampere, Finland
HEIGHT: 6'1" **WEIGHT:** 191
CATCHES: Left
LAST AMATEUR CLUB: Tappara Tampere (Finland)
HOW ACQUIRED: Buffalo's first-round choice (21st overall) in 1997 Entry Draft.


1998-1999: Spent entire season with Tappara (Finland)...Appeared in three games with Finland in 1999 World Junior Championships.
CAREER: 1997-98: Won gold medal with Finland in 1998 World Junior Championships...Was second-team All-Star at World Junior Championships.
PERSONAL: Signed contract with Sabres in April of 1997.

REGULAR SEASON											PLAYOFFS			
Season	Team	League	GP	MIN	GA	SO	AVG	W-L-T	GP	MIN	GA	SO	AVG	W-L
1995-96	Finland	EJC-A	3	180	3	-	1.00	---	-	-	-	-	-	-
	Tappara	Finland	16	962	37	2	2.31	---	-	-	-	-	-	-
1996-97	Tappara	Finland	5	215	17	0	4.73	1-3-0	-	-	-	-	-	-
	Finland	EJC-A	5	300	8	-	1.60	---	-	-	-	-	-	-
	Finland	WJC-A	2	120	4	-	2.00	---	-	-	-	-	-	-
1997-98	Finland	WJC-A	5	314	8	-	1.53	---	-	-	-	-	-	-
	Tappara	Finland	47	1704	83	1	2.92	14-12-3	-	-	-	-	-	-
1998-99	Tappara	Finland	43	2494	135	2	3.25	18-20-5	-	-	-	-	-	-

Andrew PETERS

Left Wing

26



BORN: May 5, 1980; St. Catharines, Ontario
HEIGHT: 6'4" **WEIGHT:** 195
SHOOTS: Left
LAST AMATEUR CLUB: Oshawa (OHL)
HOW ACQUIRED: Buffalo's second-round choice (34th overall) in 1998 Entry Draft (from N.Y. Rangers).

1998-1999: Recorded 14 goals in 54 games with Oshawa (OHL)...Totaled nine points (2+7) in 15 playoff games with Oshawa.
CAREER: 1997-98: Tallied 220 penalty minutes with Oshawa (OHL)...Scored two goals in Memorial Cup playoffs with Oshawa.

REGULAR SEASON														PLAYOFFS					
Season	Team	League	GP	G	A	TP	+/-	PIM	PP	SH	GW	GT	S	S%	GP	G	A	TP	PIM
1996-97	Georgetown	Tier 2-Jr	46	11	16	27	-	105	-	-	-	-	-	-	-	-	-	-	-
1997-98	Oshawa	OHL	60	11	7	18	-	220	-	-	-	-	-	-	7	2	0	2	19
1998-99	Oshawa	OHL	54	14	10	24	-	137	-	-	-	-	-	-	15	2	7	9	36



Kamil PIROS

Center




BORN: November 20, 1978; Most, Czech Republic
HEIGHT: 6'1" **WEIGHT:** 183
SHOOTS: Left
LAST AMATEUR CLUB: Litvinov (Czech)
HOW ACQUIRED: Buffalo's eighth-round selection (212th overall) in 1997 Entry Draft.

1998-1999: Appeared in 41 games with Litvinov (Czech).
CAREER: 1997-98: Played in 14 games with Chemopetrol Litvinov.

Season	Team	League	REGULAR SEASON											PLAYOFFS						
			GP	G	A	TP	+/-	PIM	PP	SH	GW	GT	S	S%	GP	G	A	TP	PIM	
1993-94	Most Jrs.	Czech Jr.	16	12	10	22	—	—	—	—	—	—	—	—	—	—	—	—	—	—
	Chem. Lit. Jr.	Czech Jr.	22	6	13	19	—	—	—	—	—	—	—	—	—	—	—	—	—	
1994-95	Chem. Lit. Jr.	Czech Jr.	40	27	16	43	—	—	—	—	—	—	—	—	—	—	—	—	—	
1995-96	Chem. Lit. Jr.	Czech Jr.	42	16	13	29	—	—	—	—	—	—	—	—	—	—	—	—	—	
1996-97	Litvinov	Czech	38	4	9	13	—	10	—	—	—	—	—	—	—	—	—	—	—	
	Chem. Lit. Jr.	Czech Jr.	3	2	1	3	—	—	—	—	—	—	—	—	—	—	—	—	—	
1997-98	Chemo. Lit	Czech	14	0	1	1	—	2	—	—	—	—	—	—	—	—	—	—	—	
1998-99	Livinov	Czech	41	7	9	16	—	10	—	—	—	—	—	—	—	—	—	—	—	

Domenic PITTIS

Left Wing



BORN: October 1, 1974; Calgary, Alberta
HEIGHT: 5'11" **WEIGHT:** 190
SHOOTS: Left
LAST AMATEUR CLUB: Lethbridge (WHL)
HOW ACQUIRED: Signed by Sabres as free agent on July 30, 1998.

1998-1999: Led AHL in scoring with 104 points (38+66)...Appeared in three games with Buffalo...Played hockey's version of double-header (3/28), being recalled from AHL affiliate Rochester and logging 12:36 of ice time in afternoon of 4-3 OT win vs.


Pittsburgh (3/28)...Reassigned to Americans later in day and recorded pair of assists in Rochester's game that night vs. Cincinnati (3/28)...Saw action with Sabres (3rd NHL game) at Boston (12/12)...Played in first game of career with Sabres in 2-0 win vs. N.Y. Rangers (12/11)...Games missed due to injury: 0...Tied for first in AHL playoff scoring with 21 points (7+14).

CAREER: 1997-98: Totaled 64 points (23+41) with Syracuse (AHL)...1996-97: Spent majority of season with Long Beach (IHL)...Made NHL debut by appearing in one game with Pittsburgh...Misc.: Pittsburgh's second-round choice (52nd overall) in 1993 Entry Draft.

Season	Team	League	REGULAR SEASON											PLAYOFFS					
			GP	G	A	TP	+/-	PIM	PP	SH	GW	GT	S	S%	GP	G	A	TP	PIM
1991-92	Lethbridge	WHL	65	6	17	23	—	48	—	—	—	—	—	—	5	0	2	2	4
1992-93	Lethbridge	WHL	66	46	73	119	—	69	—	—	—	—	—	4	3	3	6	8	
1993-94	Lethbridge	WHL	72	58	69	127	—	93	—	—	—	—	—	8	4	11	15	16	
1994-95	Cleveland	IHL	62	18	32	50	—	66	—	—	—	—	—	3	0	2	2	2	
1995-96	Cleveland	IHL	74	10	28	38	—	100	—	—	—	—	—	3	0	0	0	2	
1996-97	Pittsburgh	NHL	1	0	0	0	-1	0	0	0	0	0	0.0	—	—	—	—	—	
	Long Beach	IHL	65	23	43	66	—	91	—	—	—	—	—	18	5	9	14	26	
1997-98	Syracuse	AHL	75	23	41	64	—	90	—	—	—	—	—	5	1	3	4	4	
1998-99	Rochester	AHL	76	38	66	104	—	110	—	—	—	—	—	20	7	14	21	40	
	Buffalo	NHL	3	0	0	0	0	2	0	0	0	0	1.0	—	—	—	—	—	
	NHL Totals		4	0	0	0	-1	2	0	0	0	0	1.0	—	—	—	—	—	
	Sabre Totals		3	0	0	0	0	2	0	0	0	0	1.0	—	—	—	—	—	

Cory SARICH

Defense



BORN: August 16, 1978; Saskatoon, Saskatchewan
HEIGHT: 6'3" **WEIGHT:** 193
SHOOTS: Right
LAST AMATEUR CLUB: Seattle (WHL)
HOW ACQUIRED: Second-round pick (27th overall) in 1996 Entry Draft...Pick originally acquired in trade on March 20, 1996, along with third-round selection in 1997 (Maxim Afinogenov) and Jean-Luc Grand-Pierre in exchange for Yuri Khmylev and eighth-round draft choice (Andrei Podkonicky) in 1996 Entry Draft.

1998-99: Spent major part of season with Rochester (AHL)...Appeared in four games with Buffalo...Made Sabre debut in 1-1 tie at Ottawa (2/9)...Selected to AHL All-Rookie first professional game at Adirondack (10/10)...Registered


Team...Played with Canadian All-Stars in AHL All-Star Game (1/25)...Played in first professional game at Cincinnati (10/17).
CAREER: 1997-98: Appeared in 13 games after being acquired by Seattle (WHL), scoring three goals and 16 assists...Played in 33 games for Saskatoon, collecting 29 points (5+24)...Selected to WHL Eastern Conference All-Star Team...Named assistant captain for Canadian World Junior Team, playing in seven games and recording one assist with six PIM...1996-97: Led defensemen in team scoring with six goals and 27 assists...Fourth on team in penalty minutes (158)...Played in seven games with Canada in World Junior Championships, posting six penalty minutes...1995-96: Played 59 games, registering five goals and 18 assists...Appeared in three playoff games.

PERSONAL: Signed multi-year professional contract with Sabres on May 29, 1998.

Season	Team	League	REGULAR SEASON											PLAYOFFS					
			GP	G	A	TP	+/-	PIM	PP	SH	GW	GT	S	S%	GP	G	A	TP	PIM
1995-96	Saskatoon	WHL	59	5	18	23	—	54	—	—	—	—	—	—	3	0	0	0	4
1996-97	Saskatoon	WHL	58	6	27	33	—	158	—	—	—	—	—	—	—	—	—	—	—
1997-98	Saskatoon	WHL	33	5	24	29	—	90	—	—	—	—	—	—	—	—	—	—	—
	Seattle	WHL	13	3	16	19	—	47	—	—	—	—	—	—	—	—	—	—	—
1998-99	Rochester	AHL	77	3	26	29	—	82	—	—	—	—	—	—	—	—	—	—	—
	Buffalo	NHL	4	0	0	0	3	0	0	0	0	0	2.0	20	2	4	6	14	
	NHL Totals		4	0	0	0	3	0	0	0	0	0	2.0	—	—	—	—	—	
	Sabre Totals		4	0	0	0	3	0	0	0	0	0	2.0	—	—	—	—	—	

Chris TAYLOR

Center



BORN: March 6, 1972; Stratford, Ontario
HEIGHT: 6'6" **WEIGHT:** 189
SHOOTS: Left
LAST AMATEUR CLUB: London (OHL)
HOW ACQUIRED: Signed as a free agent on August 13, 1999.

1998-99: Split season between Boston, Providence (AHL), and Las Vegas (IHL)...Signed as free agent with Boston Bruins on July 22, 1998.

CAREER: 1997-98: Finished 12th in league scoring with 84 points (28+56=84) with Utah (IHL)...1996-97: Spent majority of season with Utah (IHL)...Played in one game with N.Y. Islanders...1995-96: Appeared in 11 games with Islanders...Won Turner Cup as member of Utah Grizzlies...1994-95: Played in ten games with N.Y. Islanders seeing first NHL action...Played in first NHL/career game vs. Florida (1/31)...Recorded first career points with two assists vs. Quebec (4/18)...Won first of back-to-back Turner Cup Championships with Utah (IHL)...1993-94: Spent majority of season with Salt Lake (IHL)...Selected by N.Y. Islanders in second round (27th overall) of the 1990 NHL Entry Draft. **PERSONAL:** Played with brother, Tim, last season with Boston.

Season	Team	League	REGULAR SEASON											PLAYOFFS					
			GP	G	A	TP	+/-	PIM	PP	SH	GW	GT	S	S%	GP	G	A	TP	PIM
1992-93	Roanoke	ECHL	5	2	1	3	—	0	—	—	—	—	—	—	—	—	—	—	—
	Capital District	AHL	77	19	43	62	—	32	—	—	—	—	—	—	—	—	—	—	—
1993-94	Raleigh	ECHL	2	0	0	0	—	0	—	—	—	—	—	4	0	1	1	2	
	Salt Lake	IHL	79	21	20	41	—	38	—	—	—	—	—	—	—	—	—	—	
1994-95	Denver	IHL	78	38	48	86	—	47	—	—	—	—	—	—	—	—	—	—	
	Roanoke	ECHL	1	0	0	0	—	0	—	—	—	—	—	14	7	6	13	10	
	NY Islanders	NHL	10	0	3	3	1	2	0	0	0	0	13.0	—	—	—	—	—	
1995-96	Utah	IHL	50	18	23	41	—	60	—	—	—	—	—	22	5	11	16	26	
	NY Islanders	NHL	11	0	1	1	1	2	0	0	0	0	4.0	—	—	—	—	—	
1996-97	Utah	IHL	71	27	40	67	—	24	—	—	—	—	—	7	1	2	3	0	
	NY Islanders	NHL	1	0	0	0	0	0	0	0	0	0	1.0	—	—	—	—	—	
1997-98	Utah	IHL	79	28	56	84	—	66	—	—	—	—	—	—	—	—	—	—	
1998-99	Boston	NHL	37	3	5	8	-3	12	0	1	0	0	60.0	4	0	2	2	6	
	Providence	AHL	21	6	11	17	—	6	—	—	—	—	—	—	—	—	—	—	
	Las Vegas	IHL	14	3	12	15	—	2	—	—	—	—	—	—	—	—	—	—	
	NHL Totals		59	3	9	12	-1	16	0	1	0	0	78.0	—	—	—	—	—	
	Sabre Totals		—	—	—	—	—	—	—	—	—	—	—	—	—	—	—	—	



Luc THEORET

Defense



BORN: July 30, 1979; Winnipeg, Manitoba
HEIGHT: 6'2" **WEIGHT:** 197
SHOOTS: Left
LAST AMATEUR CLUB: Portland (WHL)
HOW ACQUIRED: Buffalo's fourth-round choice (101st overall) in 1997 Entry Draft.
1998-1999: Split season between Lethbridge and Portland (WHL).


CAREER: 1997-98: Recorded 49 points (12+37) in 65 games with Lethbridge (WHL).

53

REGULAR SEASON														PLAYOFFS					
Season	Team	League	GP	G	A	TP	+/-	PIM	PP	SH	GW	GT	S	S%	GP	G	A	TP	PIM
1995-96	Lethbridge	WHL	47	4	13	17	—	41	—	—	—	—	—	—	4	0	0	0	6
1996-97	Lethbridge	WHL	43	3	7	10	—	51	—	—	—	—	—	—	19	1	5	6	8
1997-98	Lethbridge	WHL	65	12	37	49	—	98	—	—	—	—	—	—	4	0	1	1	8
1998-99	Leth/Port.	WHL	49	13	39	52	—	104	—	—	—	—	—	—	—	—	—	—	—

Darren VAN OENE

Left Wing



BORN: January 18, 1978; Edmonton, Alberta
HEIGHT: 6'3" **WEIGHT:** 207
CATCHES: Left
LAST AMATEUR CLUB: Brandon (WHL)
HOW ACQUIRED: Buffalo's second-round choice (33rd overall) in 1996 NHL Entry Draft.

1998-99: Appeared in 73 games with Rochester (AHL) in first professional season...Had two-point performance at Cincinnati (10/24) recording first goal, assist and point as professional...Missed eight playoff games with injury.

CAREER: 1997-98: Scored 23 goals in 51 regular season games...Third on team in penalty minutes with 161...Appeared in 18 playoff games, scoring career-high 14 points (6+8) in postseason...Ranked in Brandon's top 10 for career penalty minutes...Has played in over 200 WHL games...1996-97: Scored 21 goals in 56 regular season appearances...Tied for second on team in playoff scoring with five points (2+3)...1995-96: Tallied 28 points in 47 games (10+18)...Led league in playoff penalty minutes (78) in 18 games...1994-95: Played career-high 58 regular season games...Appeared in 18 playoff games as rookie.

REGULAR SEASON														PLAYOFFS					
Season	Team	League	GP	G	A	TP	+/-	PIM	PP	SH	GW	GT	S	S%	GP	G	A	TP	PIM
1994-95	Brandon	WHL	58	5	13	18	—	106	—	—	—	—	—	—	18	1	1	2	34
1995-96	Brandon	WHL	47	10	18	28	—	126	—	—	—	—	—	—	18	1	6	7	78
1996-97	Brandon	WHL	56	21	27	48	—	139	—	—	—	—	—	—	6	2	3	5	19
1997-98	Brandon	WHL	51	23	24	47	—	161	—	—	—	—	—	—	18	6	8	14	51
1998-99	Rochester	AHL	73	11	20	31	—	143	—	—	—	—	—	—	12	2	4	6	8

23

IN THE SYSTEM

JEREMY ADDUONO

Selected in seventh round (184th overall) in 1997
Born: August 4, 1978

Right Wing
 6'0", 182 lbs.

Season	Team	League	GP	Regular Season				Playoffs				
				G	A	TP	PIM	GP	G	A	TP	PIM
1995-96	Sudbury	OHL	66	15	22	37	14	—	—	—	—	—
1996-97	Sudbury	OHL	66	29	40	69	24	—	—	—	—	—
1997-98	Sudbury	OHL	66	37	69	106	40	10	5	5	10	10
1998-99	Canada	Nat'l Team	37	10	16	26	8	—	—	—	—	—

DANIEL BIENVENUE

Selected in fifth round (123rd overall) in 1995
Born: June 10, 1977

Left Wing
 6'0", 196 lbs.

Season	Team	League	GP	Regular Season				Playoffs				
				G	A	TP	PIM	GP	G	A	TP	PIM
1993-94	Chicoutimi	QMJHL	42	2	7	9	4	—	—	—	—	—
1994-95	Val d'Or	QMJHL	67	27	14	41	40	—	—	—	—	—
1995-96	Val d'Or	QMJHL	67	30	42	72	65	13	6	1	7	0
1996-97	Val d'Or	QMJHL	20	4	4	8	22	13	6	6	12	19
1997-98	Rochester	AHL	10	0	0	0	2	—	—	—	—	—
	South Carolina	ECHL	50	10	11	21	4	—	—	—	—	—
1998-99	Jacksonville	ECHL	2	0	0	0	2	—	—	—	—	—
	Baton-Rouge	ECHL	37	3	3	6	19	—	—	—	—	—

ERIC BOULTON

Signed as a free agent on August 20, 1999
Born: August 17, 1976

Left Wing
 6'0", 201 lbs.

Season	Team	League	GP	Regular Season				Playoffs				
				G	A	TP	PIM	GP	G	A	TP	PIM
1993-94	Oshawa	OHL	45	4	3	7	149	5	0	0	0	16
1994-95	Oshawa	OHL	27	7	5	12	125	—	—	—	—	—
	Sarnia	OHL	24	3	7	10	134	4	0	1	1	10
1995-96	Sarnia	OHL	66	14	29	43	243	9	0	3	3	29
1996-97	Charlotte	ECHL	44	14	11	25	325	3	0	1	1	6
	Binghamton	AHL	23	2	3	5	67	3	0	0	0	4
1997-98	Charlotte	ECHL	53	11	16	27	202	4	1	0	1	0
	Fort Wayne	IHL	8	0	2	2	42	—	—	—	—	—
1998-99	Florida	ECHL	26	9	13	22	143	—	—	—	—	—
	Kentucky	AHL	34	3	3	6	154	10	0	1	1	36

JASON CIPOLLA

Signed as a free agent on August 20, 1999
Born: December 30, 1972

Center
 5'9", 180 lbs.

Season	Team	League	GP	Regular Season				Playoffs				
				G	A	TP	PIM	GP	G	A	TP	PIM
1991-92	Yale	ECAC	27	3	6	9	42	—	—	—	—	—
1992-93	Yale	ECAC	26	1	10	11	26	—	—	—	—	—
1993-94	Yale	ECAC	23	7	8	15	40	—	—	—	—	—
1994-95	Yale	ECAC	28	15	19	34	38	—	—	—	—	—
	St. John's	AHL	4	0	0	0	0	—	—	—	—	—
1995-96	South Carolina	ECHL	39	21	32	53	73	—	—	—	—	—
	St. John's	AHL	38	8	9	17	42	4	0	1	1	2
1996-97	South Carolina	ECHL	9	7	4	11	20	18	11	13	24	20
	St. John's	AHL	45	7	13	20	74	—	—	—	—	—
1997-98	South Carolina	ECHL	23	11	21	32	26	—	—	—	—	—
	Milwaukee	IHL	50	12	32	44	79	10	1	9	10	20
1998-99	Milwaukee	IHL	79	21	46	67	122	2	0	2	2	6



IN THE SYSTEM

MARK DUTIAUME

Selected in second round (42nd overall) in 1995
 Born: January 31, 1977

Season	Team	League	Left Wing 6'0", 200 lbs.					Playoffs				
			Regular Season					Playoffs				
			GP	G	A	TP	PIM	GP	G	A	TP	PIM
1993-94	Tri-City	WHL	3	2	0	2	0	—	—	—	—	—
	Brandon	WHL	55	4	7	11	43	12	0	2	2	6
1994-95	Brandon	WHL	62	23	21	44	80	17	1	2	3	33
1995-96	Brandon	WHL	7	0	4	4	6	9	2	1	3	12
1996-97	Brandon	WHL	48	12	11	23	73	6	2	2	4	13
	Rochester	AHL	6	1	1	2	0	—	—	—	—	—
1997-98	Rochester	AHL	11	1	0	1	4	—	—	—	—	—
	South Carolina	ECHL	28	3	4	7	24	2	0	0	0	2
1998-99	Rochester	AHL	3	0	0	0	0	—	—	—	—	—
	Binghamton	UHL	67	27	35	62	43	—	—	—	—	—

CRAIG FISHER

Signed as a free agent on July 30, 1998
 Born: June 30, 1970

Season	Team	League	Center 6'3", 180 lbs.					Playoffs				
			Regular Season					Playoffs				
			GP	G	A	TP	PIM	GP	G	A	TP	PIM
1987-88	Ottawa	OJHL	36	42	34	76	48	—	—	—	—	—
1988-89	Miami-Ohio	CCHA	37	22	20	42	37	—	—	—	—	—
1989-90	Miami-Ohio	CCHA	39	37	29	66	38	—	—	—	—	—
	Philadelphia	NHL	2	0	0	0	0	—	—	—	—	—
1990-91	Philadelphia	NHL	2	0	0	0	0	—	—	—	—	—
	Hershey	AHL	77	43	36	79	46	7	5	3	8	2
1991-92	Cape Breton	AHL	60	20	25	45	28	1	0	0	0	0
1992-93	Cape Breton	AHL	75	32	29	61	74	1	0	0	0	0
1993-94	Cape Breton	AHL	16	5	5	10	11	—	—	—	—	—
	Winnipeg	NHL	4	0	0	0	2	—	—	—	—	—
	Moncton	AHL	46	26	35	61	36	21	11	11	22	28
1994-95	Indianapolis	IHL	77	53	40	93	65	—	—	—	—	—
1995-96	Orlando	IHL	82	74	56	130	81	14	10	7	17	6
1996-97	Utah	IHL	15	6	7	13	4	—	—	—	—	—
	Florida	NHL	4	0	0	0	0	—	—	—	—	—
	Carolina	AHL	42	33	29	62	16	—	—	—	—	—
1997-98	Kolner Haie	EuroHL	4	0	0	0	4	—	—	—	—	—
1997-98	Kolner Haie	German	34	9	8	17	34	—	—	—	—	—
1998-99	Rochester	AHL	70	29	52	81	28	20	9	11	20	10

AARON GOLDADE

Selected in fifth round (137th overall) in 1998
 Born: July 30, 1980

Season	Team	League	Center 6'0", 180 lbs.					Playoffs				
			Regular Season					Playoffs				
			GP	G	A	TP	PIM	GP	G	A	TP	PIM
1996-97	Brandon	WHL	59	4	10	14	51	6	0	1	1	0
1997-98	Brandon	WHL	66	19	16	35	58	16	0	2	2	22
1998-99	Brandon	WHL	64	27	33	60	56	5	0	1	1	8

JAROSLAV KRISTEK

Selected in second round (50th overall) in 1998
 Born: March 16, 1980

Season	Team	League	Right Wing 6'0", 183 lbs.					Playoffs				
			Regular Season					Playoffs				
			GP	G	A	TP	PIM	GP	G	A	TP	PIM
1997-98	ZPS Zlin	Czech	37	2	8	10	20	—	—	—	—	—
1998-99	Tri-City	WHL	70	38	48	86	55	12	4	3	7	2

IN THE SYSTEM

NORMAN MILLEY

Selected in second round (47th overall) in 1998
 Born: February 14, 1980

Season	Team	League	Right Wing 5'11", 185 lbs.					Playoffs				
			Regular Season					Playoffs				
			GP	G	A	TP	PIM	GP	G	A	TP	PIM
1996-97	Sudbury	OHL	61	30	32	62	15	—	—	—	—	—
1997-98	Sudbury	OHL	62	33	41	74	48	10	0	1	1	4
1998-99	Sudbury	OHL	68	52	68	120	47	4	2	3	5	4

BRAD MORAN

Selected in seventh round (191st overall) in 1998
 Born: March 20, 1979

Season	Team	League	Center 5'11", 175 lbs.					Playoffs				
			Regular Season					Playoffs				
			GP	G	A	TP	PIM	GP	G	A	TP	PIM
1996-97	Calgary	WHL	72	30	36	66	61	—	—	—	—	—
1997-98	Calgary	WHL	72	53	49	102	64	18	10	8	18	20
1998-99	Calgary	WHL	71	60	58	118	96	21	17	25	42	26

DAVID MORAVEC

Selected in eighth round (218th overall) in 1998
 Born: March 24, 1973

Season	Team	League	Right Wing 6'0", 180 lbs.					Playoffs				
			Regular Season					Playoffs				
			GP	G	A	TP	PIM	GP	G	A	TP	PIM
1996-97	HC Vitkovice	Czech	52	18	22	40	30	9	6	3	9	0
1997-98	HC Vitkovice	Czech	51	38	26	64	28	11	6	9	15	8
1998-99	HC Vitkovice	Czech	40	17	14	31	na	4	1	1	2	NA

MIKE PANDOLFO

Selected in third round (77th overall) in 1998
 Born: September 15, 1979

Season	Team	League	Left Wing 6'3", 226 lbs.					Playoffs				
			Regular Season					Playoffs				
			GP	G	A	TP	PIM	GP	G	A	TP	PIM
1996-97	St. Sebastien's	USHSE	32	27	28	55	30	—	—	—	—	—
1997-98	St. Sebastien's	USHSE	28	29	23	52	18	—	—	—	—	—
1998-99	Boston U.	HE	31	11	3	14	26	—	—	—	—	—

HENRIK TALLINDER

Selected in second round (48th overall) in 1997
 Born: January 10, 1979

Season	Team	League	Defense 6'3", 194 lbs.					Playoffs				
			Regular Season					Playoffs				
			GP	G	A	TP	PIM	GP	G	A	TP	PIM
1996-97	AIK Solna	Sweden	Statistics Not Available					—	—	—	—	—
	AIK Solna	Sweden	1	0	0	0	0	—	—	—	—	—
1997-98	Sweden	WJC-A	7	1	0	1	6	—	—	—	—	—
	AIK Solna	Sweden	34	0	0	0	26	—	—	—	—	—
1998-99	AIK Solna	Sweden	36	0	0	0	30	—	—	—	—	—

EDO TERGLAV

Selected in ninth round (249th overall) in 1998
 Born: January 24, 1980

Season	Team	League	Right Wing 6'0", 195 lbs.					Playoffs				
			Regular Season					Playoffs				
			GP	G	A	TP	PIM	GP	G	A	TP	PIM
1996-97	Lac St. Louis	Midget AAA	44	20	32	52	18	—	—	—	—	—
1997-98	Baie-Comeau	QMJHL	46	17	27	44	40	—	—	—	—	—
1998-99	Baie-Comeau	QMJHL	49	13	16	29	35	—	—	—	—	—



IN THE SYSTEM

MIKE ZANUTTO

Selected in eighth round (198th overall) in 1995

Born: January 1, 1977

Season	Team	League	GP	Regular Season				PIM	Playoffs				PIM
				G	A	TP	PIM		GP	G	A	TP	
1994-95	North Bay	OHL	13	1	1	2	2	—	—	—	—	—	
	Oshawa	OHL	42	13	17	30	2	7	4	1	5	0	
1995-96	Oshawa	OHL	66	32	38	70	6	5	0	2	2	0	
1996-97	Oshawa	OHL	62	23	33	56	18	18	6	6	12	12	
1997-98	Rochester	AHL	9	0	0	0	0	—	—	—	—	—	
	South Carolina	ECHL	49	18	17	35	6	5	0	0	0	0	
1998-99	Did not play												

SABRES FACT

MILESTONE GOAL

Alexei Zhitnik's (D) power-play goal vs. Pittsburgh (3/28) marked the 8,000th goal in Sabres' history. Three of Buffalo's eight milestone goals have now come against the Penguins. The following is a breakdown of the milestone goals scored in Sabre annals:


GOALS SCORED BY SABRES

- 1,000th - Rick Martin at Boston (11/16/74)
- 2,000th - Rene Robert vs. Pittsburgh (12/22/77)
- 3,000th - Ric Seiling vs. Winnipeg (2/1/81)
- 4,000th - Bill Hajt vs. Hartford (2/19/84)
- 5,000th - Doug Smith vs. Toronto (11/15/87)
- 6,000th - Christian Ruuttu at Pittsburgh (2/19/91)
- 7,000th - Dale Hawerchuk vs. Quebec (1/27/95)
- 8,000th - Alexei Zhitnik vs. Pittsburgh (3/28/99)

GOALS ALLOWED BY SABRES

- 1,000th - Bill Flett at Philadelphia (3/2/74)
- 2,000th - Bob Miller vs. Boston (11/12/78)
- 3,000th - Mark Hunter vs. Montreal (10/31/82)
- 4,000th - Uli Hiemer vs. New Jersey (3/21/86)
- 5,000th - Jeff Brown at Quebec (11/25/89)
- 6,000th - Scott Pearson at Quebec (3/10/93)
- 7,000th - Shayne Corson at Montreal (2/7/98)

1999 DRAFT SELECTIONS



HEISTEN



BARTOVIC



JANIK

ROUND ONE - 20th OVERALL

BARRETT HEISTEN

Born: March 19, 1980 in Anchorage, Alaska 6'1", 189, Shoots: Left

Season	GP	G	A	PTS	PIM
1998-99	34	12	16	28	72
	6	2	4	6	8

LEFT WING

Team (League)
Univ. of Maine (Hockey East)
United States (World Jr.)

ROUND TWO (A) - 35th OVERALL (from Los Angeles)

MILAN BARTOVIC

Born: April 9, 1981 in Trencin, Slovakia 5'11", 183, Shoots: Left

Season	GP	G	A	PTS	PIM
1998-99	44	35	24	59	52

RIGHT WING

Team (League)
Trencin Jr. (Slovakia)

ROUND TWO (B) - 55th OVERALL

DOUG JANIK

Born: March 26, 1980 in Agawam, Mass. 6'2", 198, Shoots: Left

Season	GP	G	A	PTS	PIM
1998-99	29	3	12	15	40
	6	1	0	1	2

DEFENSE

Team (League)
Univ. of Maine (Hockey East)
United States (World Jr.)

ROUND TWO (C) - 64th OVERALL (from Dallas)

MICHAEL ZIGOMANIS

Born: January 17, 1981 in North York, Ontario 6'0", 183, Shoots: Right

Season	GP	G	A	PTS	PIM
1997-98	62	23	51	74	30
1998-99	67	29	56	85	36

CENTER

Team (League)
Kingston (OHL)
Kingston (OHL)

ROUND THREE - 73rd OVERALL (from Washington)

TIM PRESTON

Born: June 30, 1981 in Vancouver, B.C. 6'0", 193, Shoots: Left

Season	GP	G	A	PTS	PIM
1997-98	55	11	5	16	49
1998-99	60	12	15	27	98

LEFT WING

Team (League)
Seattle (WHL)
Seattle (WHL)

ROUND FOUR - 117th OVERALL

KAREL MOSOVSKY

Born: August 22, 1981 in Pisek, Czech Republic 6'2", 198, Shoots: Right

Season	GP	G	A	PTS	PIM
1998-99	68	26	25	51	58

LEFT WING

Team (League)
Regina (WHL)

ROUND FIVE - 138th OVERALL (from Florida)

RYAN MILLER

Born: July 17, 1980 in East Lansing, Michigan 6'1", 150, Catches: Left

Season	GP	MIN	GAA	SO	SV%
1998-99	45	2612	2.25	8	.926

GOALTENDER


Team (League)
SOO (NAHL)



1999 DRAFT SELECTIONS



ZIGOMANIS



MILLER

ROUND FIVE (B) - 146th OVERALL

MATTHEW KINCH

Born: February 17, 1980 in Red Deer, Alberta 5'11", 189, Shoots: Left

Season	GP	G	A	PTS	PIM	Team (League)
1997-98	55	7	24	31	13	Calgary (WHL)
1998-99	68	14	69	83	16	Calgary (WHL)

DEFENSE

ROUND SIX - 178th OVERALL

SENEQUE HYANCINTHE

Born: February 22, 1981 in Montreal, Quebec 6'0", 180, Shoots: Left

Season	GP	G	A	PTS	PIM	Team (League)
1997-98	65	10	8	18	37	Laval (QMJHL)
1998-99	31	13	17	30	70	Acadie-Bathurst (QMJHL)
	32	11	16	27	36	Val D'Or (QMJHL)

LEFT WING

ROUND SEVEN - 206th OVERALL

BRET DECECCO

Born: May 20, 1980 in Edmonton, Alberta 5'10", 189, Shoots: Right

Season	GP	G	A	PTS	PIM	Team (League)
1997-98	71	36	56	92	84	Seattle (WHL)
1998-99	72	57	43	100	81	Seattle (WHL)

RIGHT WING

ROUND EIGHT - 235th OVERALL

BRAD SELF

Born: February 27, 1981 in Peterborough, Ontario 5'10", 165, Shoots: Left

Season	GP	G	A	PTS	PIM	Team (League)
1998-99	48	17	12	29	8	Peterborough (OHL)

CENTER

ROUND NINE - 263rd OVERALL

CRAIG BRUNEL

Born: November 12, 1979 in Winnipeg, Manitoba 6'0", 198, Shoots: Right

Season	GP	G	A	PTS	PIM	Team (League)
1998-99	50	10	8	18	173	Prince Albert (WHL)

RIGHT WING

Pronunciations

Barrett Heisten - (HIE-sten)

Milan Bartovic - (bar-TOE-vick)

Michael Zigomanis - (ZIG-o-man-es)

Karel Mosovsky - (moe-SAV-ski)

Seneque Hyancinthe - (sen-EK HI-en-sinth)

Bret Dececco - (da-CHEK-o)

SABRES DRAFT SELECTIONS - 1970-1999

1970	RD.	NO.	POS.	AMATEUR TEAM
Perreault, Gilbert	1	1	C	Montreal Jr. Canadiens
Deadmarsh, Butch	2	15	LW	Brandon Wheat Kings
Cuddie, Steve	3	29	D	Toronto Marlboros
Wyrozub, Randy	4	43	C	Edmonton Oil Kings
Morton, Mike	5	57	F	Shawinigan Bruins
Keeler, Tim	6	71	D	Niagara Falls Flyers
Regan, Tim	7	84	G	Boston University
Rombough, Doug	8	97	C	St. Catharines Black Hawks
Nadeau, Luc	9	107	C	Drummondville Rangers

1971	RD.	NO.	POS.	AMATEUR TEAM
Martin, Richard	1	5	LW	Montreal Jr. Canadiens
Ramsay, Craig	2	19	LW	Peterborough TPT's
Hajt, Bill	3	33	D	Saskatoon Blades
Richer, Robert	4	47	C	Three Rivers Dukes
Warr, Steve	5	61	D	Clarkson University
Duguay, Pierre	6	75	C	Quebec Remparts

1972	RD.	NO.	POS.	AMATEUR TEAM
Schoenfeld, Jim	1	5	D	Niagara Falls Flyers
Carriere, Larry	2	25	D	Loyola Univ. (Montreal)
McMasters, Jim	3	37	D	Calgary Centennials
Campeau, Richard	4	53	D	Sorel Black Hawks
Gratton, Gilles	5	69	G	Oshawa Generals
McNab, Peter	6	85	RW	University of Denver

1973	RD.	NO.	POS.	AMATEUR TEAM
Titanic, Morris	1	12	LW	Sudbury Wolves
Landry, Jean	2	28	D	Quebec Remparts
Deschamps, Andre	3	44	LW	Quebec Remparts
Dupuis, Yvon	4	60	LW	Quebec Remparts
Smulders, Bob	5	76	RW	Peterborough TPT's
Korzack, Neil	6	92	RW	Peterborough TPT's
Young, Bob	7	108	D	University of Denver
O'Connell, Tim	8	124	RW	University of Vermont

1974	RD.	NO.	POS.	AMATEUR TEAM
Fogolin, Lee	1	11	D	Oshawa Generals
Gare, Danny	2	29	RW	Calgary Centennials
Deziel, Michel	3	47	LW	Sorel Black Hawks
McIntosh, Paul	4	65	D	Peterborough TPT's
Lariviere, Gary	5	83	D	St. Catharines Black Hawks
Given, David	6	101	D	Brown University
Noreau, Bernard	7	119	RW	Laval National
Constantin, Charles	8	136	LW	Quebec Remparts
Jodzio, Rick	9	153	LW	Hamilton Red Wings
Smith, Derek	10	168	C	Ottawa 67's
Tsujimoto, Taro	11	183	C	Tokyo Katanas
Geoffrion, Bob	12	196	LW	Cornwall Royals



1975	RD.	NO.	POS.	AMATEUR TEAM
Sauve, Bob	1	17	G	Laval National
Breitenbach, Ken	2	35	D	St. Catharines Black Hawks
Martin, Terry	3	44	LW	London Knights
McAdam, Gary	3	53	RW	St. Catharines Black Hawks
Needl, Greg	4	71	D	Calgary Centennials
Edwards, Don	5	89	G	Kitchener Rangers
Minor, Jim	6	107	LW	Regina Pats
Rowe, Grant	7	125	D	Ottawa 67's
Tidey, Alex	8	143	RW	Lethbridge Broncos
Whitby, Andy	9	159	RW	Oshawa Generals
Moher, Len	10	174	G	University of Notre Dame

1976	RD.	NO.	POS.	AMATEUR TEAM
Kowal, Joe	2	33	LW	Hamilton Fincups
Maze, Henry	4	69	LW	Edmonton Oil Kings
Roscoc, Ron	5	87	D	Hamilton Fincups
Lemieux, Don	6	105	D	Three Rivers Draveurs

1977	RD.	NO.	POS.	AMATEUR TEAM
Seiling, Ric	1	14	RW	St. Catharines Fincups
Areschenkoff, Ron	2	32	C	Medicine Hat Tigers
Stewart, Bill	4	68	D	Niagara Falls Flyers
Sirois, Richard	5	86	G	Laval National
Ramsey, Wayne	6	104	D	Brandon Wheat Kings

1978	RD.	NO.	POS.	AMATEUR TEAM
Playfair, Larry	1	13	D	Portland Winter Hawks
McKegney, Tony	2	32	LW	Kingston Canadiens
McClanahan, Rob	3	49	LW	University of Minnesota
Gazdic, Mike	4	66	D	Sudbury Wolves
Ireland, Randy	5	82	G	Portland Winter Hawks
McGregor, Cam	6	99	LW	Cornwall Royals
Eastman, Dan	7	116	C	London Knights
Stroebel, Eric	8	133	C	University of Minnesota
O'Sullivan, Eugene	9	150	C	Calgary Wranglers

1979	RD.	NO.	POS.	AMATEUR TEAM
Ramsey, Mike	1	11	D	University of Minnesota
Ruff, Lindy	2	32	D	Lethbridge Broncos
Robinson, Mark	3	53	D	Victoria Cougars
Cloutier, Jacques	3	55	G	Three Rivers Draveurs
Hamel, Gilles	4	74	LW	Laval National
Haworth, Alan	5	95	C	Sherbrooke Beavers
Knickle, Rick	6	116	G	Brandon Wheat Kings

1980	RD.	NO.	POS.	AMATEUR TEAM
Patrick, Steve	1	20	RW	Brandon Wheat Kings
Moller, Mike	2	41	RW	Lethbridge Broncos
McKenna, Sean	3	56	RW	Sherbrooke Beavers
North, Jay	3	62	C	Jefferson H.S.
Wiemer, Jim	4	83	D	Peterborough Petes
Rueter, Dirk	5	104	D	Sault St. Marie Greyhounds
Naud, Daniel	6	125	D	Sorel Black Hawks
Paavola, Jari	7	146	G	T.P.S. (Finland)
Cunneyworth, Randy	8	167	C	Ottawa 67's
Beckon, Dave	9	188	C	Peterborough Petes
Bader, John	10	209	LW	Irondale H.S.

1981	RD.	NO.	POS.	AMATEUR TEAM
Dudacek, Jiri	1	17	RW	Czechoslovakia
Virta, Hannu	2	38	D	T.P.S. (Finland)
Aldred, Jim	3	59	LW	Kingston Canadiens
Chisholm, Colin	3	60	D	Calgary Wranglers
Eatough, Jeff	4	80	RW	Cornwall Royals
Wikberg, Anders	4	83	LW	Timra (Sweden)
Eivola, Mauri	5	101	C	T.P.S. (Finland)
Butorac, Ali	6	122	D	Ottawa 67's
Leime, Heikki	7	143	D	T.P.S. (Finland)
Orlando, Gates	8	164	C	Providence College
Sebek, Venci	9	185	D	Niagara Falls Flyers
Harper, Warren	10	206	RW	Prince Albert

1982	RD.	NO.	POS.	AMATEUR TEAM
Housley, Phil	1	6	D	South St. Paul H.S.
Cyr, Paul	1	9	LW	Victoria Cougars
Andreychuk, Dave	1	16	C	Oshawa Generals
Anderson, Mike	2	26	C	North St. Paul H.S.
Johansson, Jens	2	30	D	Pitea (Sweden)
Jutila, Timo	4	68	D	Tappara (Finland)
Hamilton, Jeff	4	79	C	Providence College
Logan, Bob	5	100	RW	West Island
Parker, Jeff	6	111	C	Mariner H.S.
Gustavsson, Jacob	6	121	G	Almtuna (Sweden)
Bishop, Alan	7	142	D	Niagara Falls Flyers
Verret, Claude	8	163	C	Three Rivers Draveurs
Norman, Rob	9	184	RW	Cornwall Royals
Craig, Mike	10	205	G	Billings Bighorns
Plankers, Jim	11	226	D	Cloquet H.S.

1983	RD.	NO.	POS.	AMATEUR TEAM
Barrasso, Tom	1	5	G	Acton-Boxboro H.S.
Lacombe, Normand	1	10	RW	Univ. of New Hampshire
Creighton, Adam	1	11	C	Ottawa 67's
Tucker, John	2	31	C	Kitchener Rangers
Hajdu, Richard	2	34	LW	Kamloops Jr. Oilers
Puppa, Daren	4	74	G	Kirkland Lake Intermediates
Meyer, Jayson	5	94	D	Regina Pats
Hofford, James	6	114	D	Windsor Spitfires
Ruutu, Christian	7	134	C	IFK, Helsinki (Finland)
McSween, Don	8	154	D	Redford (Mich.) Royals
Hoover, Tim	9	174	D	Sault St. Marie Greyhounds
Ferner, Mark	10	194	D	Kamloops Blazers
Krupp, Uwe	11	214	D	Kolner (West Germany)
Hamelin, Marc	12	234	G	Shawinigan Cataracts
Salfi, Kermit	12	235	LW	Northwood Prep H.S.

1984	RD.	NO.	POS.	AMATEUR TEAM
Andersson, Mikael	1	18	LW	Vastra Frolunda (Sweden)
Trapp, Doug	2	39	LW	Regina Pats
Sheppard, Ray	3	60	RW	Cornwall Royals
Halkidis, Bob	4	81	D	London Knights
Rampton, Joey	5	102	LW	Sault Ste. Marie Greyhounds
Gasseau, James	6	123	D	Drummondville
Wakaluk, Darcy	7	144	G	Kelowna Wings
Stambert, Orwar	8	165	D	Djurgardens (Sweden)
McKinnon, Brian	10	207	C	Ottawa 67's
Delcourt, Grant	11	228	RW	Kelowna Wings
Baker, Sean	12	249	LW	Seattle Breakers



1985	RD.	NO.	POS.	AMATEUR TEAM
Johansson, Calle	1	14	D	Vastra Frolunda (Sweden)
Hogue, Benoit	2	35	C	St. Jean Beavers
Gretzky, Keith	3	56	C	Windsor Compuware Spitfires
Moylan, Dave	4	77	D	Sudbury Wolves
Priestlay, Ken	5	98	C	Victoria Cougars
Reekie, Joe	6	119	D	Cornwall Royals
Matikainen, Petri	7	140	D	Sapko (Finland)
Kaese, Trent	8	161	RW	Lethbridge Broncos
Sejba, Jiri	9	182	LW	Dukla Jihlava (Czech.)
Sutton, Boyd	10	203	C	Stratford Jr. B
Larose, Guy	11	224	C	Guelph Platers
Baumgartner, Ken	12	245	D	Prince Albert Raiders

1986	RD.	NO.	POS.	AMATEUR TEAM
Anderson, Shawn	1	5	D	Team Canada
Brown, Greg	2	26	D	St. Marks H.S.
Corkum, Bob	3	47	RW	University of Maine
Kerr, Kevin	3	56	RW	Windsor Compuware Spitfires
Baseggio, David	4	68	D	Yale University
Rooncy, Larry	5	89	D	Thayer
Baldris, Miguel	6	110	D	Shawinigan Cataracts
Hartman, Mike	7	131	RW	North Bay Centennials
Guay, Francois	8	152	LW	Laval Titans
Whitham, Shawn	9	173	D	Providence College
Rein, Kenton	10	194	G	Prince Albert Raiders
Arndt, Troy	11	215	D	Portland Winter Hawks
Capello, Jeff	S1	5	LW	University of Vermont
Cullen, John	S2	10	C	Boston University

1987	RD.	NO.	POS.	AMATEUR TEAM
Turgeon, Pierre	1	1	C	Granby Bisons
Miller, Brad	2	22	D	Regina Pats
Mac Vicar, Andrew	3	53	LW	Peterborough Petes
Bradley, John	4	84	G	New Hampton H.S.
Pergola, David	5	85	RW	Belmont Hill H.S.
Marshall, Chris	6	106	LW	Boston College
Flanigan, Paul	7	127	D	New Hampton H.S.
Dooley, Sean	8	148	D	Groton
Roberts, Tim	8	153	C	Deerfield Academy
Tkachuk, Grant	9	169	LW	Saskatoon Blades
Herbers, Ian	10	190	D	Swift Current Broncos
Littman, David	11	211	G	Boston College
MacIssac, Allan	12	232	LW	Guelph Platers
Snuggerud, Dave	S1	1	LW	University of Minnesota
de Carle, Mike	S2	6	RW	Lake Superior St.

1988	RD.	NO.	POS.	AMATEUR TEAM
Savage, Joel	1	13	RW	Victoria Cougars
Loewen, Darcy	3	55	LW	Spokane Chiefs
Carney, Keith	4	76	D	Mt. St. Charles H.S.
Mogilny, Alexander	5	89	RW	ZSKA Moscow
Ray, Rob	5	97	LW	Cornwall Royals
Di Vita, David	6	106	D	Lake Superior St.
McLaughlin, Mike	6	118	LW	Choate
Griffith, Mike	7	139	RW	Ottawa 67's
Ruoho, Daniel	8	160	D	Madison Memorial H.S.
Flaherty, Wade	9	181	G	Victoria Cougars
Nicman, Thomas	11	223	RW	Choate
Wallwork, Robert	12	244	C	Miami (Ohio) University
Davies, Clarke	S3	18	D	Ferris State University

1989	RD.	NO.	POS.	AMATEUR TEAM
Haller, Kevin	1	14	D	Regina Pats
Thomas, Scott	3	56	RW	Nichols H.S.
MacDonald, Doug	4	77	C	University of Wisconsin
Sutton, Ken	5	98	D	Saskatoon Blades
Pye, Bill	6	107	G	Northern Michigan University
Barkley, Mike	6	119	RW	University of Maine
Plante, Derek	8	161	C	Cloquet (Minn.) H.S.
Audette, Donald	9	183	RW	Laval Titans
Astley, Mark	10	194	D	Lake Superior St.
Nelson, John	10	203	C	Toronto Marlboros
Henderson, Todd	11	224	G	Thunder Bay
Bavis, Michael	12	245	RW	Cushing Academy
Boyce, Ian	S3	19	LW	University of Vermont

1990	RD.	NO.	POS.	AMATEUR TEAM
May, Brad	1	14	LW	Niagara Falls Thunder
McCarthy, Brian	4	82	C	Pingree H.S. (Mass.)
Smehlik, Richard	5	97	D	Vitkovice (Czech.)
Bojcum, Todd	5	100	G	Peterborough Petes
Pascall, Brad	5	103	D	Univ. of North Dakota
Gordjouk, Viktor	7	142	LW	Krylja Sovetov
Nedoma, Milan	8	166	D	Zetor Brno (Czech.)
Winch, Jason	9	187	LW	Niagara Falls Thunder
Naud, Sylvain	10	208	RW	Laval Titans
Martin, Kenneth	11	229	LW	Belmont Hill H.S. (Mass.)
Rubachuk, Brad	12	250	C	Lethbridge Hurricanes
McFarlane, Shane	S3	24	C	Univ. of North Dakota

1991	RD.	NO.	POS.	AMATEUR TEAM
Boucher, Philippe	1	13	D	Granby Bisons
Dawe, Jason	2	35	LW	Peterborough Petes
Young, Jason	3	57	LW	Sudbury Wolves
Ambroziak, Peter	4	72	LW	Ottawa 67's
Shields, Steve	5	101	G	Univ. of Michigan
O'Donnell, Sean	6	123	D	Sudbury Wolves
Holzinger, Brian	6	124	C	Detroit Red Wings Jr. A
Snell, Chris	7	145	D	Ottawa 67's
Kuntos, Jiri	8	162	D	Jihlava (Czech.)
Job, Tony	9	189	LW	Sault St. Marie Greyhounds
Meany, Spencer	10	211	RW	St. Lawrence University
Volkov, Mihail	11	233	RW	Krylja (U.S.S.R.)
Smith, Mike	12	255	D	Lake Superior State
Steer, Jamie	S3	19	RW	Michigan Tech

1992	RD.	NO.	POS.	AMATEUR TEAM
Cooper, David	1	11	D	Medicine Hat (WHL)
Cierny, Jozef	2	35	LW	Zvolen (Czech.)
Steiner, Ondrej	3	59	C	Pilzen (Czech.)
Melanson, Dean	4	80	D	St. Hyacinthe (QMJHL)
Barnaby, Matthew	4	83	LW	Baiepoint (QMJHL)
Ketterer, Markus	5	107	G	Jokerit (Finland)
Khmylev, Yuri	5	108	LW	Krylja (CIS)
Rushforth, Paul	6	131	C	North Bay (OHL)
Tiltgen, Dean	8	179	C	Tri-City (WHL)
Simon, Todd	9	203	C	Niagara Falls (OHL)
Kowalsky, Rick	10	227	RW	Sault St. Marie (OHL)
Clancy, Chris	11	251	LW	Cornwall (OHL)



1993	RD.	NO.	POS.	AMATEUR TEAM
Tsygurov, Denis	2	38	D	Lada Togliatti (CIS)
Philpott, Ethan	3	64	RW	Phillips Andover Academy
Safarik, Richard	5	116	LW	Nitra (EUR)
Pozzo, Kevin	6	142	D	Moose Jaw (WHL)
Petrenko, Sergei	7	168	LW	Dynamo Moscow (CIS)
Barrie, Mike	8	194	C	Victoria (WHL)
Moore, Barrie	9	220	LW	Sudbury (OHL)
Davis, Chris	10	246	G	Calgary Royals (Tier 2)
Nichol, Scott	11	272	C	Portland (WHL)

1994	RD.	NO.	POS.	AMATEUR TEAM
Primeau, Wayne	1	17	C	Owen Sound (OHL)
Brown, Curtis	2	43	C	Moose Jaw (WHL)
Ndur, Rumun	3	69	D	Guelph (OHL)
Klimentiev, Sergei	5	121	D	Medicine Hat (WHL)
Benazic, Cal	6	147	D	Medicine Hat (WHL)
Plouffe, Steve	7	168	G	Granby (QMJHL)
Hnidy, Shane	7	173	D	Prince Albert (WHL)
Webb, Steve	7	176	RW	Peterborough (OHL)
Westerby, Bob	8	199	LW	Kamloops (WHL)
Millar, Craig	9	225	D	Swift Current (WHL)
Polak, Mark	10	251	C	Medicine Hat (WHL)
Wright, Shayne	11	277	D	Owen Sound (OHL)

1995	RD.	NO.	POS.	AMATEUR TEAM
McKee, Jay	1	14	D	Niagara Falls (OHL)
Biron, Martin	1	16	G	Beauport (QMJHL)
Dutiaume, Mark	2	42	LW	Brandon (WHL)
Sunderland, Mathieu	3	68	RW	Drummondville (QMJHL)
Davidson, Matt	4	94	RW	Portland (WHL)
Menhart, Marian	5	111	D	Litvinov (Czech.)
Popp, Kevin	5	119	D	Seattle (WHL)
Bienvenu, Daniel	5	123	LW	Val d'Or (QMJHL)
Scott, Brian	7	172	C	Kitchener (OHL)
Zanutto, Mike	8	198	C	Oshawa (OHL)
Sklrac, Rob	9	224	LW	Kamloops (WHL)

1996	RD.	NO.	POS.	AMATEUR TEAM
Rasmussen, Erik	1	7	C/LW	Univ. of Minnesota (WCHA)
Sarich, Cory	2	27	D	Saskatoon (WHL)
Van Oene, Darren	2	33	LW	Brandon (WHL)
Method, Francois	3	54	C	St. Hyacinthe (QMJHL)
Walsh, Kurt	4	87	RW	Owen Sound (OHL)
Martone, Mike	4	106	D	Peterborough (OHL)
Tezиков, Alexei	5	115	D	Lada Togliatti (CIS)
Davis, Ryan	6	142	RW	Owen Sound (OHL)
Mortier, Darren	6	161	C	Sarnia (OHL)
Buhler, Scott	9	222	G	Medicine Hat (WHL)

SABRES FACT

The Sabres have had the number one overall choice in the NHL draft twice: 1970 (Gil Perreault) and 1987 (Pierre Turgeon).

1997	RD.	NO.	POS.	AMATEUR TEAM
Noronen, Mika	1	21	G	Tappara (Finnish)
Tallinder, Henrik	2	48	D	AIK (Swedish Jr.)
Afinogenov, Maxim	3	69	RW	Dynamo (Russia)
Martin, Jeff	3	75	C	Windsor (OHL)
Theoret, Luc	4	101	D	Lethbridge (WHL)
DiRoberto, Torrey	5	128	C	Seattle (WHL)
Campbell, Brian	6	156	D	Ottawa (OHL)
Adduono, Jeremy	7	184	RW	Sudbury (OHL)
Piros, Kamil	8	212	C	Litvinov (Czech.)
Kemp, Dylan	9	238	D	Lethbridge (WHL)

1998	RD.	NO.	POS.	AMATEUR TEAM
Kalinin, Dimitri	1	18	D	Traktor (Russia)
Peters, Andrew	2	34	LW	Oshawa (OHL)
Milley, Norman	2	47	RW	Sudbury (OHL)
Kristek, Jaroslav	2	50	RW	ZPS Zlin (Czech.)
Pandolfo, Mike	3	77	LW	St. Sebastien's (USHSE)
Goldade, Aaron	5	137	C	Brandon (WHL)
Kotalik, Ales	6	164	RW	HC Ceske Budejovice (Czech.)
Moran, Brad	7	191	C	Calgary (WHL)
Moravec, David	8	218	RW	HC Vitkovice (Czech.)
Terglav, Edo	9	249	RW	Baie-Comeau (QMJHL)

1999	RD.	NO.	POS.	AMATEUR TEAM
Heisten, Barrett	1	20	LW	Univ. of Maine (Hockey E.)
Bartovic, Milan	2	35	RW	Trencin (Slovakia)
Janik, Doug	2	55	D	Univ. of Maine (Hockey E.)
Zigomanis, Michael	2	64	C	Kingston (OHL)
Preston, Tim	3	73	LW	Seattle (WHL)
Mosovsky, Karel	4	117	LW	Regina (WHL)
Miller, Ryan	5	138	G	Soo (NAHL)
Kinch, Matthew	5	146	D	Calgary (WHL)
Hyacinthe, Seneque	6	178	LW	Val D'Or (QMJHL)
Dececco, Bret	7	206	RW	Seattle (WHL)
Self, Brad	8	235	C	Peterborough (OHL)
Brunel, Craig	9	263	RW	Prince Albert (WHL)

S in round number refers to the supplemental draft



ALL-TIME INDIVIDUAL SCORING - REGULAR SEASON

Player (Seasons)	GP	G	A	PTS	PIM	Unif. No.
Peter Ambroziak (1994-95)	12	0	1	1	0	12
Ron Anderson (1970-71--1971-72)	111	14	16	30	63	16
Shawn Anderson (1986-87--1989-90)	113	6	26	32	66	37
Mikael Andersson (1985-86--1988-89)	99	4	33	37	18	14
Paul Andrea (1970-71)	47	11	21	32	4	21
Dave Andreychuk (1982-83--1992-93)	763	348	423	771	574	25,29
Scott Armiel (1986-87--1989-90)	295	64	74	138	243	9
Mark Astley (1993-94--1995-96)	75	4	19	23	92	21,33
Steve Atkinson (1970-71--1973-74)	255	49	47	96	96	19
Donald Audette (1990-91--1997-98)	409	164	125	289	323	28,45

Player (Seasons)	GP	G	A	PTS	PIM	Unif. No.
Terry Ball (1970-71--1971-72)	12	0	1	1	6	21,28
Matthew Barnaby (1992-93--1998-99)	317	47	79	126	1248	36
Stu Barnes (1998-99)	17	0	4	4	10	41
Tom Barrasso (1983-84--1988-89)	266	0	17	17	182	30
Doug Barrie (1970-71--1971-72)	102	6	28	34	213	5
Martin Biron (1995-96--1998-99)	9	0	0	0	0	00,43
James Black (1993-94)	2	0	0	0	0	40
John Blue (1995-96)	5	0	0	0	0	1
Doug Bodger (1988-89--1995-96)	479	54	233	287	506	8
Mike Boland (1978-79)	22	1	2	3	29	15
Philippe Boucher (1992-93--1994-95)	65	7	16	23	43	24,4
Bob Boughner (1995-96--1997-98)	177	2	11	13	494	6,46,4
Ken Breitenbach (1975-76--1976-77; 1978-79)	68	1	13	14	49	23,26
Gary Bromley (1973-74--1975-76)	63	0	4	4	4	24,28,29
Curtis Brown (1994-95--1998-99)	174	33	47	80	110	37
Greg Brown (1990-91;1992-93)	49	1	3	4	4	15,9
Paul Brydges (1986-87)	15	2	2	4	6	16
Randy Burridge (1995-96--1997-98)	159	39	60	99	50	12
Ron Busniuk (1972-73--1973-74)	6	0	3	3	13	21,24
Mike Byers (1971-72)	46	9	7	16	12	12

Player (Seasons)	GP	G	A	PTS	PIM	Unif. No.
Keith Carney (1991-92--1993-94)	51	4	9	13	77	6,26
Larry Carriere (1972-73--1974-75;1977-78)	206	9	43	52	284	5,23
Peter Ciavaglia (1991-92--1992-93)	5	0	0	0	0	12
Jacques Cloutier (1981-82--1982-83;1984-85--1988-89)	144	0	7	7	29	1,29
Real Cloutier (1983-84--1984-85)	82	24	36	60	25	8
Rob Conn (1995-96)	28	2	5	7	18	25
Bob Corkum (1989-90; 1991-92--1992-93)	96	10	8	18	63	29,42
Adam Creighton (1983-84--1988-89)	172	40	60	100	196	15,34,38
Roger Crozier (1970-71--1975-76)	202	0	3	3	24	1
Randy Cunneynworth (1980-81;1998-99)	21	2	4	6	49	7,19,23
Brian Curran (1990-91--1991-92)	20	0	1	1	57	39,41
Paul Cyr (1982-83--1987-88)	342	85	111	196	454	8,18

Player (Seasons)	GP	G	A	PTS	PIM	Unif. No.
Joe Daley (1970-71)	38	0	1	1	12	30
Mal Davis (1982-83--1985-86)	89	29	22	51	34	25,29
Jason Dawe (1993-94--1997-98)	290	79	79	158	132	17,43
Butch Deadmarsh (1970-71--1972-73)	56	2	2	4	39	8,9,16,24
Dale DeGray (1989-90)	6	0	0	0	6	28
Gerry Desjardins (1974-75--1977-78)	116	0	1	1	4	30
Gord Donnelly (1991-92--1993-94)	134	5	11	16	557	34
Mike Donnelly (1987-88--1989-90)	74	11	16	27	62	7,16,24
Tom Draper (1991-92--1992-93)	37	0	3	3	4	35
Dave Dryden (1970-71--1973-74)	120	0	2	2	4	28,30
Rick Dudley (1972-73--1974-75;1978-79--1980-81)	279	70	94	164	264	9,17
Dick Duff (1970-71--1971-72)	61	9	15	24	12	8,20
Richie Dunn (1977-78--1981-82;1985-86--1988-89)	327	27	105	132	235	3,21,26,29
Steve Dykstra (1985-86--1987-88)	128	5	23	28	378	4,42

Player (Seasons)	GP	G	A	PTS	PIM	Unif. No.
Jeff Eatough (1981-82)	1	0	0	0	0	19
Don Edwards (1976-77--1981-82)	307	0	11	11	32	1,29
Darren Eliot (1988-89)	2	0	0	0	0	34
Brian Engblom (1985-86)	30	1	4	5	16	28
Bob Errey (1992-93)	8	1	3	4	4	12
Chris Evans (1971-72)	61	6	18	24	98	24

Player (Seasons)	GP	G	A	PTS	PIM	Unif. No.
Rocky Farr (1972-73--1974-75)	19	0	0	0	2	28,30
Dave Fenyves (1982-83--1986-87)	148	2	27	29	87	8,31
Mark Ferner (1986-87; 1988-89)	15	0	3	3	11	28,29
Ron Fischer (1981-82--1982-83)	18	0	7	7	6	6,23,28
Reg Fleming (1970-71)	78	6	10	16	159	9
Lee Fogolin (1974-75--1978-79; 1986-87)	338	8	70	78	432	5,33
Mike Foligno (1981-82--1990-91)	664	247	264	511	1450	17
Lou Franceschetti (1990-91--1991-92)	36	1	8	9	26	15,37,34
Grant Fuhr (1992-93--1994-95)	64	0	4	4	26	31

Player (Seasons)	GP	G	A	PTS	PIM	Unif. No.
Jody Gage (1985-86; 1987-88; 1991-92)	18	3	3	6	2	12,14,33
Garry Galley (1994-95--1996-97)	163	15	87	102	193	3
Paul Gardner (1985-86)	2	0	0	0	0	28
Danny Gare (1974-75--1981-82)	503	267	233	500	686	18
Clark Gillies (1986-87--1987-88)	86	15	19	34	132	39,90
Jere Gillis (1982-83)	3	0	0	0	0	25
Viktor Gordouk (1992-93; 1994-95)	26	3	8	11	0	9
John Gould (1971-72--1973-74; 1979-80)	92	14	12	26	13	17,21,23,24
Phil Goyette (1970-71--1971-72)	97	18	67	85	20	10
Jean-Luc Grand Pierre (1998-99)	16	0	1	1	17	34
Norm Gratton (1972-73--1974-75)	102	15	23	38	30	9,14
Michal Grosse (1995-96--1998-99)	247	51	75	126	264	18
Francois Guay (1989-90)	1	0	0	0	0	43
Jocelyn Guevremont (1974-75--1978-79)	326	38	130	168	189	3,22

Player (Seasons)	GP	G	A	PTS	PIM	Unif. No.
Richard Hajdu (1985-86--1986-87)	5	0	0	0	4	8,28
Bill Hajt (1973-74--1986-87)	854	42	202	244	433	24
Bob Halkidis (1984-85--1988-89)	89	2	14	16	315	18,19
Kevin Haller (1989-90--1991-92)	81	7	23	30	95	7,15
Gilles Hamel (1980-81--1985-86)	365	92	114	206	215	9,17,18
Al Hamilton (1970-71--1971-72)	145	6	58	64	176	6
Dave Hannan (1991-92--1995-96)	249	23	56	79	206	41,14
Hugh Harris (1972-73)	60	12	26	38	17	21
Paul Harrison (1981-82)	6	0	0	0	2	30
Mike Hartman (1986-87--1990-91)	225	34	25	59	890	20
Dominik Hasek (1992-93--1998-99)	389	0	9	9	70	39
Dale Hawerchuk (1990-91--1994-95)	342	110	275	385	204	10
Alan Haworth (1980-81--1981-82)	106	37	38	75	64	14
Bob Hess (1981-82)	33	0	8	8	14	23
Randy Hillier (1991-92)	28	0	1	1	48	23
Larry Hillman (1971-72--1972-73)	121	6	35	41	114	5
Jim Hoffer (1985-86--1986-87)	17	0	0	0	45	3,33
Benoit Hogue (1987-88--1991-92)	196	45	67	112	273	33
Jason Holland (1998-99)	3	0	0	0	8	29
Brian Holzinger (1994-95--1998-99)	293	63	80	143	172	19
Tim Horton (1972-73--1973-74)	124	1	22	23	109	2
Ed Hospodar (1987-88)	42	0	1	1	98	24
Doug Houda (1994-95--1995-96)	66	2	5	7	120	6
Bill Houlder (1990-91--1992-93)	32	4	7	11	18	23,37,47
Phil Housley (1982-83--1989-90)	608	178	380	558	386	6
Charlie Huddy (1994-95--1996-97)	85	7	9	16	95	22
Brent Hughes (1995-96)	76	5	10	15	148	17
Pat Hughes (1985-86)	50	4	9	13	25	26
Mike Hurlbut (1997-98--1998-99)	4	0	0	0	2	21

Player (Seasons)	GP	G	A	PTS	PIM	Unif. No.
Billy Inglis (1970-71)	14	0	1	1	6	8
Randy Ireland (1978-79)	2	0	0	0	0	30



J

Player (Seasons)	GP	G	A	PTS	PIM	Unif. No.
Dane Jackson (1995-96)	22	5	4	9	41	24,29
Jim Jackson (1987-88)	5	2	0	2	0	8
Val James (1981-82)	7	0	0	0	16	26,29,30
Grant Jennings (1995-96)	6	0	0	0	28	4
Calle Johansson (1987-88--1988-89)	118	6	49	55	70	3
Timo Jutila (1984-85)	10	1	5	6	13	4
Joe Juneau (1998-99)	9	1	1	2	2	90

K

Player (Seasons)	GP	G	A	PTS	PIM	Unif. No.
Trent Kaese (1988-89)	1	0	0	0	0	39
Larry Keenan (1970-71--1971-72)	66	9	20	29	8	21,26
Dean Kennedy (1989-90--1990-91)	144	6	20	26	172	26
Yuri Khmylev (1992-93--1995-96)	254	63	87	150	131	13
Jerry Korab (1973-74--1979-80; 1983-84--1984-85)	537	67	216	283	870	4,44
Jim Korn (1986-87)	52	4	10	14	158	4,34
Joe Kowal (1976-77--1977-78)	22	0	5	5	13	27
Skip Krake (1970-71)	74	4	5	9	68	12
Uwe Krupp (1986-87--1991-92)	327	25	78	103	386	4,40
Paul Kruse (1997-98--1998-99)	55	4	1	5	163	24,29
Tom Kurvers (1986-87)	55	6	17	23	24	28

L

Player (Seasons)	GP	G	A	PTS	PIM	Unif. No.
Francois Lacombe (1970-71)	1	0	1	1	2	19
Norm Lacombe (1984-85--1986-87)	84	12	18	30	46	32
Pat LaFontaine (1991-92--1996-97)	268	158	227	385	207	16
Jean-Guy Lagace (1970-71)	3	0	0	0	2	21
Yvon Lambert (1981-82)	77	25	39	64	38	15
Chris Langevin (1983-84; 1985-86)	22	3	1	4	22	15
Reed Larson (1989-90)	1	0	0	0	55	0
Danny Lawson (1971-72)	78	10	6	16	15	9
Real Lemieux (1973-74)	11	1	1	2	4	16
Grant Ledyard (1988-89--1992-93)	240	18	71	89	181	3
Don Lever (1985-86--1986-87)	39	10	3	13	10	8,20
David Littman (1990-91--1991-92)	2	0	0	0	0	1,34
Darcy Loewen (1989-90--1991-92)	12	0	0	0	14	36
Bob Logan (1986-87--1987-88)	38	10	5	15	0	26
Jim Lorentz (1971-72--1977-78)	487	134	197	331	126	8
Don Luce (1971-72--1980-81)	766	216	310	526	304	14,20
Jan Ludvig (1987-88--1988-89)	26	1	8	9	104	36
Steve Ludzik (1989-90)	11	0	1	1	6	14

M

Player (Seasons)	GP	G	A	PTS	PIM	Unif. No.
Doug Macdonald (1992-93--1994-95)	11	1	0	1	2	44
Kevin Maguire (1987-88--1989-90)	167	18	25	43	518	19
Mikko Makela (1990-91)	60	15	7	22	25	42
Clint Malarchuk (1988-89--1991-92)	102	0	6	6	41	30
Dave Maloney (1984-85)	52	1	21	22	41	26
Don Marshall (1970-71)	62	20	29	49	6	22
Rick Martin (1971-72--1980-81)	681	382	313	695	475	7,8,9
Terry Martin (1975-76--1978-79)	148	20	22	42	50	25
Brad May (1991-92--1997-98)	425	67	89	156	1323	10,48,27
Gary McAdam (1975-76--1978-79; 1982-83)	227	40	45	85	76	12,15,32
Rob McClanahan (1979-80--1980-81)	66	5	17	22	38	15
Dale McCourt (1981-82--1983-84)	119	41	56	97	22	7
Brian McDonald (1970-71)	12	0	0	0	29	20
Paul McIntosh (1974-75--1975-76)	47	0	2	2	66	3
Ray McKay (1971-72--1972-73)	40	0	3	3	18	22,24
Jay McKee (1995-96--1998-99)	172	2	29	31	154	74,38
Tony McKegney (1978-79--1982-83)	363	127	141	268	117	8
Sean McKenna (1981-82--1985-86)	237	56	53	109	120	12,19,23
Dave McLhwin (1991-92)	5	0	0	0	2	20
Mike McMahon (1970-71)	12	0	0	0	0	4
Peter McNab (1973-74--1975-76)	154	49	59	108	26	16,22,24
Bryan McSheffrey (1974-75)	3	0	0	0	0	15
Don McSween (1987-88; 1989-90)	9	0	1	1	12	32,39
Gerry Mechan (1970-71--1974-75)	306	94	114	208	60	15
Dean Melanson (1994-95)	5	0	0	0	4	3
Scott Metcalfe (1987-88--1989-90)	17	1	2	3	18	12,32,34

Player (Seasons)

Player (Seasons)	GP	G	A	PTS	PIM	Unif. No.
Larry Mickey (1971-72--1974-75)	117	20	14	34	65	12,21
Brad Miller (1988-89--1991-92)	63	1	4	5	265	42,44
Alexander Mogilny (1989-90--1994-95)	381	211	233	444	203	89
Mike Moller (1980-81--1984-85)	127	13	27	40	41	9,14,29
Randy Moller (1991-92--1993-94)	126	5	20	25	296	24
Mitch Molloy (1989-90)	2	0	0	0	10	40
Bob Mongrain (1979-80--1981-82; 1983-84--1984-85)	70	11	11	22	12	8,25,32
Barrie Moore (1995-96--1996-97)	34	2	6	8	18	38,37
Craig Muni (1993-94--1995-96)	160	2	18	20	167	5
Hap Myers (1970-71)	13	0	0	0	6	25
Phil Myre (1982-83)	5	0	0	0	2	33

N**Player (Seasons)**

Player (Seasons)	GP	G	A	PTS	PIM	Unif. No.
Mark Napier (1986-87--1988-89)	128	26	30	56	41	65
Rumun Ndur (1996-97--1997-98)	3	0	0	0	4	40
Scott Nichol (1995-96; 1997-98)	5	0	0	0	14	45
Joe Norris (1973-74)	18	0	0	0	2	23

O**Player (Seasons)**

Player (Seasons)	GP	G	A	PTS	PIM	Unif. No.
Gates Orlando (1984-85--1986-87)	98	18	26	44	51	23
Kevin O'Shea (1970-71--1971-72)	93	10	13	23	52	18

P-Q**Player (Seasons)**

Player (Seasons)	GP	G	A	PTS	PIM	Unif. No.
Wilf Paiement (1986-87)	56	20	17	37	108	27
Jeff Parker (1986-87--1989-90)	137	16	19	35	161	28,29
Greg Paslawski (1990-91)	12	2	1	3	4	12
James Patrick (1998-99)	45	1	7	8	16	3
Steve Patrick (1980-81--1984-85)	152	21	34	55	125	26
Colin Patterson (1991-92--1992-93)	88	8	10	18	52	17
Scott Pearson (1994-95--1995-96)	41	6	1	7	87	33,29
Michael Pecca (1995-96--1998-99)	290	76	100	176	285	27
Gil Perreault (1970-71--1986-87)	1191	512	814	1326	500	11
Brian Perry (1970-71)	1	0	0	0	0	19
Brent Peterson (1981-82--1984-85)	265	43	63	106	180	20
Sergei Petrenko (1993-94)	15	0	4	4	0	15
Domenic Pittis (1998-99)	3	0	0	0	2	83
Derek Plante (1993-94--1997-98)	354	87	134	221	114	26
Larry Playfair (1978-79--1985-86; 1988-89--1989-90)	577	24	76	100	1390	27,40
Tracy Pratt (1970-71--1973-74)	210	2	39	41	399	3,4
Wayne Presley (1991-92--1994-95)	202	48	32	80	297	18
Ken Priestlay (1986-87--1989-90)	117	25	25	50	59	12,56
Wayne Primeau (1994-95--1998-99)	184	14	18	32	189	22,76
Daren Puppia (1985-86--1992-93)	215	0	14	14	30	31,35

R**Player (Seasons)**

Player (Seasons)	GP	G	A	PTS	PIM	Unif. No.
Craig Ramsay (1971-72--1984-85)	1070	252	420	672	201	10,25
Mike Ramsey (1979-80--1992-93)	911	73	256	329	924	5,23
Wayne Ramsey (1977-78)	2	0	0	0	0	32
Erik Rasmussen (1997-98--1998-99)	63	5	10	15	51	9
Rob Ray (1989-90--1998-99)	645	33	38	71	2529	32
Joe Reekie (1985-86--1988-89)	104	3	15	18	190	27,31,55
Mark Renaud (1983-84)	10	1	3	4	6	4
Jacques Richard (1975-76--1976-77; 1978-79)	155	24	38	62	73	9
Bob Richer (1972-73)	3	0	0	0	0	17
Rene Robert (1971-72--1978-79)	524	222	330	552	401	7,14,23
Geordie Robertson (1982-83)	5	1	2	3	7	15
Mike Robitaille (1971-72--1974-75)	170	8	46	54	122	3
Dwayne Roloson (1998-99)	18	0	0	0	0	30
Doug Rombough (1972-73--1973-74)	51	8	9	17	27	22
Ed Ronan (1996-97)	18	1	4	5	11	5
Lindy Ruff (1979-80--1988-89)	608	102	183	285	1126	22
Phil Russell (1985-86--1986-87)	18	2	5	7	24	26
Christian Ruutu (1986-87--1991-92)	438	101	220	331	483	21

S**Player (Seasons)**

Player (Seasons)	GP	G	A	PTS	PIM	Unif. No.
Geoff Sanderson (1997-98--1998-99)	101	16	23	39	42	80
Cory Sarich (1998-99)	4	0	0	0	0	6
Miroslav Satan (1996-97--1998-99)	172	70	52	122	82	81
Bob Sauve (1976-77--1984-85)	246	0	8	8	20	28
Jean-Francois Sauve (1980-81--1982-83)	98	24	49	73	67	9,21



Player (Seasons)	GP	G	A	PTS	PIM	Unif. No.
Joel Savage (1990-91)	3	0	1	1	0	38
Andre Savard (1976-77--1982-83)	467	130	175	305	221	12
Cliff Schmutz (1970-71)	26	5	7	12	10	7
Ron Schoek (1977-78)	40	4	4	8	0	21
Jim Schoenfeld (1972-73--1981-82;1984-85)	584	45	183	228	1025	6,13
Dave Schultz (1978-79--1979-80)	41	3	3	6	114	21
Ric Seiling (1977-78--1985-86)	664	176	200	376	524	16
Jiri Sejba (1990-91)	11	0	2	2	8	23
Anatoli Semenov (1996-97)	25	2	4	6	2	93
Eddie Shack (1970-71--1971-72)	106	36	31	67	127	23
Darrin Shannon (1988-89--1991-92)	55	10	14	24	16	16,26
Darryl Shannon (1995-96--1998-99)	255	12	56	68	240	8,29
Ray Sheppard (1987-88--1989-90)	159	64	50	114	29	23
Steve Shields (1995-96--1997-98)	31	0	0	0	23	31
Todd Simon (1993-94)	15	0	1	1	0	17
Craig Simpson (1993-94--1994-95)	45	12	15	27	34	17,22
Richard Smehek (1992-93--1994-95; 1996-97--1998-99)	409	39	108	147	323	42
Al Smith (1975-76--1976-77)	21	0	0	0	0	31
Derek Smith (1976-77--1981-82)	244	65	98	163	38	16,17,19,26
Doug Smith (1985-86--1987-88)	162	35	54	89	296	15
Floyd Smith (1970-71--1971-72)	83	6	12	18	48	17
Steve Smith (1988-89)	3	0	0	0	0	24
Dave Snuggard (1989-90--1991-92)	215	26	46	72	109	18
Brian Spencer (1973-74--1976-77)	240	42	72	114	206	21
Bill Stewart (1977-78--1978-79)	81	3	17	20	116	3
Fred Stanfield (1974-75--1977-78)	248	42	73	115	16	17,19
Robb Stauber (1994-95)	6	0	0	0	0	35
Kai Suikkanen (1981-82--1982-83)	2	0	0	0	0	20,23
Ken Sutton (1990-91--1994-95)	232	18	60	78	223	41
Petr Svoboda (1991-92--1994-95)	139	5	49	54	260	7
Bob Sweeney (1992-93--1994-95)	185	37	44	81	230	20,33
Dean Sylvester (1998-99)	1	0	0	0	0	46

T-U

Player (Seasons)	GP	G	A	PTS	PIM	Unif. No.
Jean-Guy Talbot (1970-71)	57	0	7	7	36	24
Tony Tanti (1990-91--1991-92)	80	16	23	39	106	19
Paul Terbenche (1970-71--1973-74)	118	2	19	21	20	3,18,23
Scott Thomas (1992-93--1993-94)	39	3	3	6	23	21
Alex Tidey (1976-77--1977-78)	3	0	0	0	0	19,26
Morris Titanic (1974-75--1975-76)	19	0	0	0	0	19
Doug Trapp (1986-87)	2	0	0	0	0	19
Andrei Trefilov (1995-96--1996-97)	25	0	0	0	4	30
Denis Tsygurov (1993-94--1994-95)	12	0	0	0	12	29
John Tucker (1983-84--1990-91)	345	116	154	270	142	7
Pierre Turgeon (1987-88--1991-92)	322	122	201	323	119	77

V

Player (Seasons)	GP	G	A	PTS	PIM	Unif. No.
Rick Vaive (1988-89--1991-92)	190	74	62	136	226	12,22
John Van Boxmeer (1979-80--1982-83)	294	49	166	215	239	4,5
Vaclav Varada (1995-96--1998-99)	105	12	30	42	78	25,9
Claude Verret (1983-84--1984-85)	14	2	5	7	2	21
Hannu Virta (1981-82--1985-86)	245	25	101	126	66	3,23

W-Y

Player (Seasons)	GP	G	A	PTS	PIM	Unif. No.
Darcy Wakaluk (1988-89;1990-91)	22	0	0	0	2	35
Jim Walsh (1981-82)	4	0	1	1	4	28
Dixon Ward (1995-96--1997-98;1998-99)	236	45	71	116	128	15,17
Rhett Warren (1998-99)	13	1	0	1	20	4
Jim Watson (1970-71--1971-72)	144	4	15	19	248	2
Jay Wells (1989-90--1991-92)	85	3	12	15	243	24
Jim Wiemer (1983-84--1984-85)	74	8	17	25	52	19
Mike Wilson (1995-96--1997-98--1998-99)	231	11	23	34	187	4,34
Randy Wood (1991-92--1993-94)	236	60	57	117	213	19,15
Jason Woolley (1997-98--1998-99)	151	19	59	78	97	5
Randy Wyrozub (1970-71--1973-74)	100	8	10	18	10	14,16,24,26

Z

Player (Seasons)	GP	G	A	PTS	PIM	Unif. No.
Rod Zaine (1971-72)	24	2	1	3	4	14,22
Alexei Zhitnik (1994-95--1998-99)	340	37	119	156	385	44,4

Any player who took part in at least one Sabres regular season game in his career is listed. Eight players dressed but never played a game for Buffalo: #27 - Tim Regan (1973-74), #31 - Jim Weaver (1978-79), #30 - Jari Paavola (1981-82), #35 - Mike Craig (1984-85), #34 - Kenton Rein (1987-88), #33 - Bill Fye (1992-93), #30 - Markus Ketterer (1993-94 & 1994-95), and #68 - Scott Buhler (1996-97). #00 - Martin Biron served as backup goaltender and did not play (3 times in 1996-97, 1 time in 1997-98). Michel Deziel is the only Sabre to have played in a playoff game without participating in a regular season game.

ALL-TIME GOALTENDERS STATISTICS

GOALTENDER	GP	MINS	GA	SO	AVG.	W	L	T
Dominik Hasek	389	22694	849	41	2.24	182	135	60
Dwayne Roloson	18	911	42	1	2.77	6	8	2
Gerry Desjardins	116	6802	319	5	2.81	66	30	18
Don Edwards	307	17969	869	14	2.90	156	83	61
Steve Shields	31	1649	80	0	2.91	7	14	6
Martin Biron	9	400	20	0	3.00	1	4	1
Dave Dryden	120	6440	328	5	3.06	43	45	20
Bob Sauve	246	14063	752	7	3.20	113	76	39
Gary Bromley	63	2334	184	4	3.20	29	17	14
Roger Crozier	202	10980	591	10	3.23	74	76	29
Tom Barrasso	266	15463	843	13	3.28	124	102	28
Tom Draper	37	2067	116	1	3.37	15	15	5
Al Smith	21	1105	62	0	3.37	9	6	2
Clint Malarchuk	102	5692	323	2	3.40	39	39	16
Daren Puppa	215	11763	668	5	3.41	96	68	28
Rocky Farr	19	722	42	0	3.49	2	6	8
John Blue	5	255	15	0	3.53	2	2	0
Andrei Trefilov	25	1253	74	0	3.54	8	10	1
Darcy Wakaluk	22	844	50	0	3.55	5	8	3
Grant Fuhr	64	3600	216	2	3.60	25	29	5
Paul Harrison	6	229	14	0	3.67	2	1	1
Joe Daley	38	2073	128	1	3.70	12	16	8
Jacques Cloutier	144	7452	459	1	3.70	50	58	15
Robb Stauber	6	317	20	0	3.79	2	3	0
Phil Myre	5	300	21	0	4.20	3	2	0
David Littman	2	96	7	0	4.37	0	1	0
Randy Ireland	2	30	3	0	6.00	0	0	0
Darren Eliot	2	67	7	0	6.27	0	0	0

SABRES FACT

The Sabres named Michael Peca the team's 11th player to wear the captain's "C" on November 6, 1997. Actually, the team's 12th player also came from the 1997-98 season, as Donald Audette wore the "C" at Montreal on April 18, 1998, with Peca out injured (knee). Buffalo's former captains were Floyd Smith (1970-71), Gerry Meehan (1971-72 to 1973-74), Jim Schoenfeld (1974-75 to 1976-77), Danny Gare (1977-78 to 1981-82), Gil Perreault (1981-82 to 1986-87), Lindy Ruff (1986-87 to 1988-89), Mike Foligno (1988-89 to 1990-91), Mike Ramsey (1/91 to 10/92) and Pat LaFontaine (10/92 to 4/97). Alexander Mogilny served as captain following a season-ending injury to LaFontaine in 1993-94 (11/15/93 to 4/29/94).



ALL-TIME UNIFORM NUMBERS

NO. PLAYER

- 00 Martin Biron
 1 John Blue, David Littman, Jacques Cloutier, Don Edwards, Roger Crozier
 2 Tim Horton, Jim Watson
 3 James Patrick, Gary Galley, Dean Melanson, Grant Ledyard, Calle Johansson, Jim Hofford, Richie Dunn, Hannu Virta, Bill Stewart, Paul McIntosh, Jocelyn Guevremont, Mike Robitaille, Paul Terbenche, Tracy Pratt
 4 Rhett Warrenner, Mike Wilson, Bob Boughner, Grant Jennings, Alexei Zhitnik, Philippe Boucher, Uwe Krupp, Steve Dykstra, Jim Korn, Jerry Korab, Timo Jutila, Mark Renaud, John Van Boxmeer, Tracy Pratt, Mike McMahon
 5 Jason Woolley, Ed Ronan, Craig Muni, Mike Ramsey, John Van Boxmeer, Lee Fogolin, Larry Carriere, Larry Hillman, Doug Barrie
 6 Cory Sarich, Bob Boughner, Doug Houda, Keith Carney, Phil Housley, Ron Fischer, Jim Schoenfeld, Al Hamilton
 7 Petr Svoboda, Kevin Haller, John Tucker, Mike Donnelly, Dale McCourt, Randy Cunneynworth, Rick Martin, Rene Robert, Cliff Schmutz
 8 Darryl Shannon, Doug Bodger, Jim Jackson, Paul Cyr, Richard Hajdu, Don Lever, Dave Fenyves, Bob Mongrain, Real Cloutier, Tony McKegney, Jim Lorentz, Rick Martin, Dick Duff, Butch Deadmarsh, Bill Inglis
 9 Erik Rasmussen, Vaclav Varada, Viktor Gordiuk, Greg Brown, Scott Arniel, Gilles Hamel, Mike Moller, J.F. Sauve, Rick Dudley, Jacques Richard, Norm Gratton, Rick Martin, Butch Deadmarsh, Danny Lawson, Reggie Fleming
 10 Brad May, Dale Hawerchuk, Craig Ramsay, Phil Goyette
 11 Gilbert Perreault
 12 Randy Burridge, Peter Ambroziak, Bob Errey, Peter Ciavaglia, Greg Paslawski, Scott Metcalfe, Rick Vaive, Ken Priestlay, Jody Gage, Sean McKenna, Andre Savard, Gary McAdam, Larry Mickey, Mike Byers, Skip Krake
 13 Yuri Khmylev, Jim Schoenfeld
 14 Dave Hannan, Jody Gage, Steve Ludzik, Mikael Andersson, Mike Moller, Alan Haworth, Rene Robert, Norm Gratton, Don Luce, Rod Zaine, Randy Wyrozub
 15 Dixon Ward, Sergei Petrenko, Greg Brown, Randy Wood, Lou Franceschetti, Kevin Haller, Doug Smith, Chris Langevin, Adam Creighton, Geordie Robertson, Yvon Lambert, Rob McClanahan, Mike Boland, Gary McAdam, Michel Deziel, Bryan McSheffrey, Gerry Meehan
 16 Pat LaFontaine, Darrin Shannon, Mike Donnelly, Paul Brydges, Ric Seiling, Derek Smith, Peter McNab, Real Lemieux, Randy Wyrozub, Ron Anderson, Butch Deadmarsh
 17 Randy Cunneynworth, Dixon Ward, Jason Dawe, Brent Hughes, Craig Simpson, Todd Simon, Colin Patterson, Mike Foligno, Gilles Hamel, John Gould, Rick Dudley, Derek Smith, Fred Stanfield, Bob Richer, Floyd Smith
 18 Michal Grosseck, Wayne Presley, Dave Snuggerud, Bob Halkidis, Paul Cyr, Gilles Hamel, Danny Gare, Paul Terbenche, Kevin O'Shea
 19 Brian Holzinger, Randy Wood, Tony Tanti, Kevin Maguire, Doug Trapp, Bob Halkidis, Jim Wiemer, Sean McKenna, Jeff Eatough, Randy Cunneynworth, Derek Smith, Alex Tidey, Morris Titanic, Fred Stanfield, Steve Atkinson, Francois Lacombe, Brian Perry
 20 Bob Sweeney, Dave McLlwain, Mike Hartman, Don Lever, Brent Peterson, Kai Suikkanen, Don Luce, Dick Duff, Brian McDonald
 21 Mike Hurlbut, Mark Astley, Scott Thomas, Christian Ruuttu, Richie Dunn, Claude Verret, J.F. Sauve, Dave Schultz, Ron Schock, Brian Spencer, Ron Busniuk, John Gould, Hugh Harris, Terry Ball, Larry Mickey, Larry Keenan, Paul Andrea, Jean-Guy Lagace
 22 Wayne Primeau, Charlie Huddy, Craig Simpson, Rick Vaive, Lindy Ruff, Jocelyn Guevremont, Peter McNab, Doug Rombough, Ray McKay, Rod Zaine, Don Marshall
 23 Bill Houlder, Randy Hillier, Jiri Sejba, Ray Sheppard, Gates Orlando, Kai Suikkanen, Ron Fischer, Hannu Virta, Sean McKenna, Bob Hess, Randy Cunneynworth, Mike Ramsey, Ken Breitenbach, Larry Carriere, Joe Noris, Eddie Shack, John Gould, Rene Robert, Paul Terbenche
 24 Paul Kruse, Dane Jackson, Philippe Boucher, Randy Moller, Jay Wells, Mike Donnelly, Steve Smith, Ed Hospodar, Bill Hajt, Gary Bromley, Peter McNab, Randy Wyrozub, John Gould, Ron Busniuk, Chris Evans, Ray McKay, Jean-Guy Talbot, Butch Deadmarsh
 25 Vaclav Varada, Rob Conn, Dave Andreychuk, Mal Davis, Jere Gillis, Bob Mongrain, Terry Martin, Craig Ramsay, Hap Myers, Brian Perry
 26 Derek Plante, Keith Carney, Dean Kennedy, Darrin Shannon, Richie Dunn, Bob Logan, Phil Russell, Pat Hughes, Dave Maloney, Steve Patrick, Val James, Ken Breitenbach, Alex Tidey, Derek Smith, Randy Wyrozub, Larry Keenan
 27 Michael Peca, Brad May, Larry Playfair, Joe Reekie, Wilf Paiement, Joe Kowal
 28 Donald Audette, Dale DeGray, Mark Ferner, Tom Kurvers, Brian Engblom, Richard Hajdu, Paul Gardner, Bob Sauve, Ron Fischer, Jim Walsh, Gary Bromley, Rocky Farr, Dave Dryden, Terry Ball

- 29 Jason Holland, Paul Kruse, Darryl Shannon, Dane Jackson, Scott Pearson, Denis Tsygurov, Bob Corkum, Jeff Parker, Richie Dunn, Mark Ferner, Jeff Parker, Mal Davis, Dave Andreychuk, Jacques Cloutier, Val James, Mike Moller, Don Edwards, Gary Bromley
 30 Dwayne Roloson, Andrei Trefilov, Clint Malarchuk, Tom Barrasso, Paul Harrison, Val James, Randy Ireland, Gerry Desjardins, Rocky Farr, Dave Dryden, Joe Daley
 31 Steve Shields, Grant Fuhr, Daren Puppa, Joe Reekie, Dave Fenyves, Al Smith
 32 Rob Ray, Scott Metcalfe, Don McSween, Norm Lacombe, Bob Mongrain, Gary McAdam, Wayne Ramsey
 33 Scott Pearson, Mark Astley, Bob Sweeney, Benoit Hogue, Jody Gage, Lec Fogolin, Jim Hofford, Phil Myre
 34 Jean-Luc Grand-Pierre, Mike Wilson, Gord Donnelly, David Littman, Lou Franceschetti, Daren Eliot, Scott Metcalfe, Jim Korn, Adam Creighton
 35 Robb Stauber, Tom Draper, Darcy Wakaluk, Daren Puppa
 36 Matthew Barnaby, Darcy Loewen, Jan Ludvig
 37 Curtis Brown, Barrie Moore, Curtis Brown, Lou Franceschetti, Bill Houlder, Shawn Anderson
 38 Barrie Moore, Jay McKee, Joel Savage, Adam Creighton
 39 Dominik Hasek, Brian Curran, Don McSween, Trent Kaese, Clark Gillies
 40 Rumun Ndur, James Black, Mitch Molloy, Larry Playfair, Uwe Krupp
 41 Stu Barnes, Dave Hannan, Ken Sutton, Brian Curran
 42 Richard Smehlik, Mikko Makela, Bob Corkum, Brad Miller, Steve Dykstra
 43 Martin Biron, Jason Dave, Francois Guay
 44 Alexei Zhitnik, Doug Macdonald, Brad Miller, Jerry Korab
 45 Scott Nichol, Donald Audette
 46 Dean Sylvester
 47 Bill Houlder
 48 Brad May
 55 Reed Larson, Joe Reekie
 56 Ken Priestlay
 65 Mark Napier
 74 Jay McKee
 76 Wayne Primeau
 77 Pierre Turgeon
 80 Geoff Sanderson
 81 Miroslav Satan
 83 Domenic Pittis
 89 Alexander Mogilny
 90 Joe Juneau, Clark Gillies
 93 Anatoli Semenov

BUFFALO SABRES RETIRED NUMBERS

The Buffalo Sabres have retired only four numbers since the franchise's inception in 1970. The first Sabre to have his number retired was Gilbert Perreault (#11) on October 17, 1990. The combination of center Perreault, left wing Rick Martin and right wing Rene Robert was one of the greatest lines in hockey history and without a doubt the best in Buffalo Sabres' history. The three wore the blue and gold together from 1972 to 1979 and were labeled "The French Connection," a name whose familiarity was helped by the 1971 movie of the same name. The trio was honored as Rick Martin (#7) and Rene Robert (#14) joined Perreault in ceremonies to retire the numbers of Buffalo's famed "French Connection" on November 15, 1995. The fourth Sabre to have his number retired was Tim Horton (#2) on January 5, 1996.

#11 Gilbert Perreault

Center (1970-71 to 1986)

Career Sabres Totals: 1,191 games played, 512 goals, 814 assists, 1,326 points (regular season) 90 games played, 33 goals, 70 assists, 103 points (playoffs)

Gilbert Perreault can best be described as the "Original Sabre." The NHL Hall of Famer was Buffalo's first-ever draft choice and set the standard for all future Sabres to be measured. Perreault earned the Calder Trophy as the NHL's Rookie of the Year following his inaugural 1970-71 campaign. Even Perreault's uniform number bore the marks of an original Sabre, as it was #11 that came up on the wheel that gave Buffalo the first overall pick in the 1970 draft. Perreault's sportsmanship and outstanding play also helped him capture the Lady Byng Trophy in 1973. One of Perreault's six NHL All-Star games was the 1978 edition in Buffalo when he scored the game-winning goal 3:55 into overtime. He also served as the Sabres' team captain from 1981-82 until his November, 1986 retirement. Perreault is a member of the Hockey Hall of Fame, as well as both the Buffalo Sabres and Greater Buffalo Sports Halls of Fame. Perreault is still the team's all-time leader in career (regular season) games played, goals, assists, points and game-winning goals. There was only one number eleven in Buffalo Sabres history and, rightfully so, will never be another.



#7 Rick Martin

Left Wing (1971-72 to 1980-81)

Career Sabres Totals: 681 games played, 382 goals, 313 assists, 695 points (regular season) 62 games played, 24 goals, 29 assists, 53 points (playoffs)

Buffalo Sabre fans saw Rick Martin in almost 750 regular season and playoff games between 1971 and 1981. Number seven's career with the Sabres was highlighted by a Stanley Cup Finals appearance in 1974-75. That spring, Martin finished with 52 goals, one of which was the 1,000th in team history. The year prior, on the final night of the 1973-74 campaign, he recorded a hat trick at "The Aud" against St. Louis to become the first player in Sabres' history to record 50 or more goals in one season. Martin even gave the hometown fans a reason to cheer in a game at "The Aud" in which he wasn't even wearing a Sabres' uniform. On January 24, 1978, he scored the tying goal in the 31st NHL All-Star Game with just 1:39 left in regulation time to force overtime. That was just one of seven of the League's showcase games he would appear in during his career. He still holds two one-season Sabres records and is tied for another. In addition, Martin remains in the top three in seven of Buffalo's (regular season) career leaders categories.




#14 Rene Robert

Right Wing (1971-72 to 1978-79)

Career Sabres Totals: 524 games played, 222 goals, 330 assists, 552 points (regular season) 47 games played, 22 goals, 17 assists, 39 points (playoffs)

With the warm spring air mixing with "The Aud" ice, Rene Robert skated out of the mist and scored the famous "Fog Goal" by beating Flyers' goalie Bernie Parent in overtime of game three of the 1975 Stanley Cup Finals. The historic goal might not have taken place if not for the Sabres' persistence in acquiring Robert. His road to Buffalo started by the Sabres claiming him from Toronto, only to lose the winger to Pittsburgh in the Intra-League draft on June 8, 1971. The Sabres were then able to acquire the final component of "The French Connection" in a trade with the Penguins on March 4, 1972. Robert finished the 1974-75 regular season with 100 points, marking the first time in club annals that a player reached the century mark in points in one season. That season, Robert was voted by his teammates as Buffalo's most valuable player. He later recorded another Sabre mark by scoring the 2,000th goal in club history on December 22, 1977. Robert still ranks as Buffalo's fifth all-time assist leader with 330 in his career with the Sabres. Coincidentally, Robert had also once worn number seven in the blue and gold. He played in both the 1973 and 1975 NHL All-Star games.




#2 Tim Horton

Defense (1972-73 to 1973-74)

Career Sabres Totals: 124 games played, 1 goal, 22 assists, 23 points (regular season) 6 games played, 0 goals, 1 assist, 1 point (playoffs)

Tim Horton skated in the Sabres' blue, white and gold for only two seasons, but the solid defenseman certainly made his mark on the team. Horton came to Buffalo in the Intra-League draft in June of 1972 from Pittsburgh. Following that campaign, proof that he had made an impression on his fourth NHL club (also played for Toronto, N.Y. Rangers and Pittsburgh) came when he was named the recipient of the Memorial Award as the team's most valuable player as voted by his teammates. Today, in honor of the late defenseman, Horton's name is on the Buffalo award presented annually to the player whose performance is far superior to the public recognition he has received (known as the Unsung Hero Award before 1975). Horton saw action in 1,446 NHL regular season games plus 126 more in the post-season. Included in his playing days was eight out of nine complete 70-game seasons played between 1958-59 and 1966-67. Horton was a member of four Stanley Cup winning teams with Toronto and appeared in seven NHL All-Star games. Horton became a member of the Hockey Hall of Fame in 1977 and is also a member of the Buffalo Sabres Hall of Fame.



BUFFALO SABRES HALL OF FAME

The highest honor bestowed by the Buffalo Sabres is induction into the team's Hall of Fame. The Buffalo Sabres Hall of Fame Committee is comprised of: Rick Azar, Larry Felser, Jack Gatecliff, Rick Jeanneret, Jim Kelley, Seymour H. Knox, IV, Wayne Redshaw and Paul Wieland.

Member	Induction	Member	Induction
Frank Christie	1980	Rene Robert	1989
Roger Crozier	1980	Danny Gare	1994
George "Punch" Imlach	1980	Jim Schoenfeld	1995
Tim Horton	1982	Robert O. Swados	1995
Fred T. Hunt	1982	Ted Darling	1996
David Forman	1986	Seymour H. Knox, III	1996
Don Luce	1986	Northrup R. Knox	1996
Craig Ramsay	1986	Jack Gatecliff	1998
Richard Martin	1989	Larry Playfair	1998
Gilbert Perreault	1989		

HOCKEY HALL OF FAME

Seven people with connections to the Buffalo Sabres are members of the Hockey Hall of Fame. Sabres' co-founder Seymour H. Knox, III, along with former Sabre coaches Scotty Bowman, George "Punch" Imlach and Marcel Pronovost have all been honored with induction into the Hall of Fame. Joining the previous mentioned are former Sabre players Tim Horton and Gilbert Perreault. Long-time team broadcaster Ted Darling was inducted in November of 1994 upon receiving the Foster Hewitt Memorial Award for excellence in broadcasting.

Players Category

Member	Induction
Tim Horton	1977
Marcel Pronovost	1978
Gilbert Perreault	1990

Builders Category

Member	Induction
George "Punch" Imlach	1984
Scotty Bowman	1991
Seymour H. Knox, III	1993

Foster Hewitt Memorial Award (Members of Radio & Television Industry)

Member	Induction
Ted Darling	1994

Elmer Ferguson Memorial Award (Members of Newspaper Profession)

Member	Induction
Charlie Barton, Buffalo-Courier Express	1985
Dick Johnston, Buffalo News	1986
Jack Gatecliff, St. Catharines Standard	1995



NHL AWARDS & HONORS WON BY SABRES

NHL Awards	Sabres to Win Award
Hart Memorial Trophy	Dominik Hasek (1997, 1998)
Art Ross Trophy	None
Calder Memorial Trophy	Gilbert Perreault (1971) Tom Barrasso (1984)
James Norris Memorial Trophy	None
Vezina Trophy	Bob Sauve & Don Edwards (1980) Tom Barrasso (1984) Dominik Hasek (1994, 1995, 1997, 1998, 1999)
Conn Smythe Trophy	None
Lady Byng Memorial Trophy	Gilbert Perreault (1973)
Frank J. Selke Trophy	Craig Ramsay (1985) Michael Peca (1997)
William M. Jennings Trophy	Tom Barrasso & Bob Sauve (1985) Dominik Hasek & Grant Fuhr (1994)
Lester B. Pearson Award	Dominik Hasek (1997, 1998)
Jack Adams Award	Ted Nolan (1997)
Bill Masterton Memorial Trophy	Don Luce (1975) Pat LaFontaine (1995)
Lester Patrick Trophy	1980 U.S. Olympic Hockey Team (Mike Ramsey & Rob McClanahan, 1980) Seymour H. Knox III & Pat LaFontaine (1997) Rob Ray (1999)
King Clancy Memorial Trophy	Rob Ray (1999)
Presidents' Trophy (Team Award)	None
1998-99	Vezina Trophy: Dominik Hasek King Clancy Trophy: Rob Ray NHL Foundation Player Award: Rob Ray Official NHL First-Team All-Star Goaltender: Dominik Hasek Selected to World All-Stars Team for NHL All-Star Game: Dominik Hasek (20 MINS, 4 GA, Starting Goaltender, Leading Votegetter); Alexei Zhitnik Selected as NHL Player of the Month: Dominik Hasek (December, 1998) Selected as NHL Player of the Week: Dominik Hasek (Nov. 30- Dec. 6, 1998, December 7-13, 1998, & April 5-11, 1999) Selected as NHL Player of the Week: Miroslav Satan (February 15-21, 1999 & March 15-21, 1999)
1997-98	Hart Trophy: Dominik Hasek Lester B. Pearson Award: Dominik Hasek Vezina Trophy: Dominik Hasek Official NHL First-Team All-Star Goaltender: Dominik Hasek Selected to World All-Stars Team for NHL All-Star Game: Dominik Hasek (20 MINS, 3 GA, Starting Goaltender) Selected as NHL Player of the Month: Dominik Hasek (December, 1997 & February, 1998) Selected as NHL Player of the Week: Dominik Hasek (December 1-7, 1997)
1996-97	Adams Award: Ted Nolan Hart Trophy: Dominik Hasek Lester B. Pearson Award: Dominik Hasek Vezina Trophy: Dominik Hasek Selke Trophy: Michael Peca Lester Patrick Trophy: Seymour H. Knox III & Pat LaFontaine Official NHL First-Team All-Star Goaltender: Dominik Hasek Selected to Eastern Conference Team for NHL All-Star Game: Dominik Hasek (20 MINS, 1 GA)
1995-96	Selected to Eastern Conference Team for NHL All-Star Game: Dominik Hasek (20 MINS, 1 GA, Winning Goaltender)
1994-95	Bill Masterton Trophy: Pat LaFontaine Vezina Trophy: Dominik Hasek Official NHL First-Team All-Star Goaltender: Dominik Hasek
1993-94	Jennings Trophy: Dominik Hasek & Grant Fuhr Vezina Trophy: Dominik Hasek Official NHL First-Team All-Star Goaltender: Dominik Hasek Selected to Eastern Conference Team for NHL All-Star Game: Alexander Mogilny Selected as NHL Co-Player of the Month: Dominik Hasek (December, 1993)

1992-93	Elected to Hall of Fame: Seymour H. Knox III Selected as NHL Co-Player of the Month: Alexander Mogilny (January, 1993) Official NHL Second-Team All-Star Center: Pat LaFontaine Official NHL Second-Team All-Star Right Wing: Alexander Mogilny Selected to Wales Conference Team for NHL All-Star Game: Alexander Mogilny (1 goal, 1 assist), Pat LaFontaine (1 goal)
1991-92	Selected as NHL Co-Player of the Month: Pat LaFontaine (January, 1992) Selected to Wales Conference Team for NHL All-Star Game: Alexander Mogilny (1 goal, 1 assist)
1990-91	Elected to Hall of Fame: Scott Bowman Selected to Wales Conference Team for NHL All-Star Game: Uwe Krupp
1989-90	Elected to Hall of Fame: Gilbert Perreault Official NHL Second-Team All-Star Goaltender: Daren Puppa Selected to Wales Conference Team for All-Star Game: Pierre Turgeon (2 goals), Dave Andreychuk (1 goal, 1 assist), Daren Puppa (31 MIN, 4 GA), Phil Housley (1 assist)
1988-89	Selected to Wales Conference Team for NHL All-Star Game: Phil Housley
1987-88	Official NHL All-Rookie Team Right Wing: Ray Sheppard Official NHL All-Rookie Team Defense: Calle Johansson Selected to Wales Conference Team for NHL All-Star Game: Christian Ruuttu Selected as NHL Player of the Month: Tom Barrasso (January, 1988) Selected as NHL Rookie of the Month: Ray Sheppard (February, 1988)
1986-87	Selected to NHL's All-Star Team for Rendez-Vous '87: Mike Ramsey
1985-86	Selected to Wales Conference Team for NHL All-Star Game: Mike Ramsey
1984-85	Selke Trophy: Craig Ramsay Jennings Trophy: Tom Barrasso & Bob Sauve Official NHL Second-Team All-Star Goaltender: Tom Barrasso Selected to Wales Conference Team for NHL All-Star Game: Tom Barrasso (30 MIN, 2 GA), Bill Hajt (did not play due to injury), Mike Ramsey
1983-84	Vezina Trophy: Tom Barrasso Calder Trophy: Tom Barrasso Elected to Hall of Fame: Punch Imlach Official NHL All-Star First-Team Goaltender: Tom Barrasso Official NHL All-Rookie Team Goaltender: Tom Barrasso Selected to Wales Conference Team for NHL All-Star Game: Gilbert Perreault, Phil Housley (1 assist)
1982-83	Official NHL All-Rookie Team Defenseman: Phil Housley Selected to Wales Conference Team for NHL All-Star Game: Mike Ramsey
1981-82	Selected to Wales Conference Team for NHL All-Star Game: John Van Boxmeer (did not play due to injury), Mike Ramsey
1980-81	Selected to Wales Conference Team for NHL All-Star Game: Danny Gare, Bill Hajt (did not play due to injury) Coach of Wales Conference Team for NHL All-Star Game: Scott Bowman
1979-80	Vezina Trophy: Don Edwards & Bob Sauve Official NHL All-Star Second-Team Goaltender: Don Edwards Official NHL All-Star Second-Team Defenseman: Jim Schoenfeld Official NHL All-Star Second-Team Right Wing: Danny Gare Selected to Wales Conference Team for NHL All-Star Game: Gilbert Perreault (1 assist), Danny Gare, Jim Schoenfeld, Don Edwards
1978-79	Selected to NHL Challenge Cup All-Star Team: Gilbert Perreault (1 goal, 1 assist), Jim Schoenfeld
1977-78	Elected to NHL Hall of Fame: Marcel Pronovost Official NHL All-Star Second-Team Goaltender: Don Edwards Selected to Wales Conference Team for NHL All-Star Game: Gilbert Perreault (game-winning goal in overtime), Rick Martin (1 goal)

- 1976-77** Elected to NHL Hall of Fame: Tim Horton
Charlie Conacher Memorial Trophy: Jim Lorentz
Official NHL All-Star Second-Team Left Winger: Rick Martin
Official NHL All-Star Second-Team Center: Gilbert Perreault
Selected to Wales Conference Team for NHL All-Star Game: Gerry Desjardins (29 MIN, 2 GA), Gilbert Perreault (1 assist), Rick Martin (2 goals), Jim Schoenfeld
Most Valuable Player in All-Star Game: Rick Martin
- 1975-76** Official NHL All-Star Second-Team Left Winger: Rick Martin
Official NHL All-Star Second-Team Center: Gilbert Perreault
Selected to Wales Conference Team for NHL All-Star Game: Rick Martin (1 goal, 2 assists), Jerry Korab, Craig Ramsay
Coach of Wales Conference Team for NHL All-Star Game: Floyd Smith
- 1974-75** Bill Masterton Trophy: Don Luce
Official NHL All-Star First-Team Left Winger: Rick Martin
Official NHL All-Star Second-Team Right Winger: Rene Robert
Selected to Wales Conference Team for NHL All-Star Game: Rick Martin (1 assist), Rene Robert, Gilbert Perreault, Jerry Korab, Don Luce (1 goal)
- 1973-74** Official NHL All-Star First-Team Left Winger: Rick Martin
Selected to East Division Team for NHL All-Star Game: Rick Martin, Dave Dryden (30 MIN, 5 GA), Gilbert Perreault
- 1972-73** Lady Byng Trophy: Gilbert Perreault
Selected to East Division Team for NHL All-Star Game: Rick Martin, Rene Robert (1 goal)
- 1971-72** Selected to East Division Team for NHL All-Star Game: Rick Martin, Gilbert Perreault
- 1970-71** Calder Trophy: Gilbert Perreault
Selected to East Division Team for NHL All-Star Game: Gilbert Perreault

SABRES TEAM AWARDS

Frank Eddolls Memorial Trophy - Named in honor of the former Buffalo Bisons' coach and NHL defenseman. It is presented to the most popular player as selected by the members of the Buffalo Sabres' Booster Club.

1998-99 - Dominik Hasek	1988-89 - Mike Foligno	1978-79 - Craig Ramsay
1997-98 - Dominik Hasek	1987-88 - Mike Foligno	1977-78 - Don Edwards
1996-97 - Dominik Hasek	1986-87 - Mike Foligno	1976-77 - Andre Savard
1995-96 - Pat LaFontaine	1985-86 - Mike Foligno	1975-76 - Danny Gare
1994-95 - Dominik Hasek	1984-85 - Mike Foligno	1974-75 - Craig Ramsay
1993-94 - Pat LaFontaine	1983-84 - Mike Ramsey	1973-74 - Rick Martin
1992-93 - Pat LaFontaine	1982-83 - Mike Ramsey	1972-73 - Gil Perreault
1991-92 - Pat LaFontaine & Clint Malarchuk	1981-82 - Jean Francois Sauve	1971-72 - Gil Perreault
1990-91 - Alexander Mogilny	1980-81 - Danny Gare	1970-71 - Gil Perreault
1989-90 - Pierre Turgeon	1979-80 - Derek Smith	

Memorial Trophy - Named in honor of deceased members of the Sabres. It is presented to the most valuable player as voted by his teammates (formerly Wayne Larkin Memorial Trophy, in honor of the former Buffalo Bisons' winger).

1998-99 - Dominik Hasek & Miroslav Satan	1988-89 - Phil Housley	1978-79 - Craig Ramsay
1997-98 - Dominik Hasek	1987-88 - Tom Barrasso	1977-78 - Don Edwards
1996-97 - Dominik Hasek	1986-87 - Mike Ramsey	1976-77 - Gerry Desjardins
1995-96 - Dominik Hasek	1985-86 - Mike Foligno	1975-76 - Danny Gare
1994-95 - Dominik Hasek	1984-85 - Tom Barrasso	1974-75 - Rene Robert
1993-94 - Dominik Hasek	1983-84 - Gil Perreault	1973-74 - Rick Martin
1992-93 - Pat LaFontaine	1982-83 - Mike Ramsey	1972-73 - Tim Horton
1991-92 - Pat LaFontaine	1981-82 - Don Edwards	1971-72 - Roger Crozier
1990-91 - Dale Hawerchuk	1980-81 - Danny Gare	1970-71 - Gil Perreault
1989-90 - Pierre Turgeon & Daren Pappa	1979-80 - Danny Gare	

Tim Horton Memorial Award - Named in honor of the late Sabres' defenseman. It is presented to the player whose performance is far superior to the public recognition he has received, and is based on a vote of the Booster Club Board of Directors' and members of the local sports media (known as Unsung Hero Award before 1975).

1998-99 - Jason Woolley	1987-88 - Scott Arniel	1977-78 - Gary McAdam
1997-98 - Alexei Zhitnik	1986-87 - Scott Arniel	1976-77 - Jim Lorentz
1996-97 - Dixon Ward	1985-86 - Mike Ramsey	1975-76 - Brian Spencer
1995-96 - Randy Burridge	1984-85 - Dave Fenyves	1974-75 - Bill Hajt
1994-95 - Wayne Presley	1983-84 - Ric Seiling	1973-74 - Craig Ramsay
1993-94 - Craig Muni	1982-83 - Brent Peterson	1972-73 - Jim Lorentz
1992-93 - Doug Bodger	1981-82 - Mike Ramsey	1971-72 - Don Luce
1991-92 - Randy Wood	1980-81 - Andre Savard	1970-71 - Gerry Meehan
1990-91 - Grant Ledyard	1979-80 - Bill Hajt	
1989-90 - Uwe Krupp	1978-79 - Ric Seiling	
1988-89 - Mark Napier		

Fred T. Hunt Memorial Trophy - Named in honor of the late Buffalo Sabres' Assistant General Manager, and former player, coach and general manager of the Buffalo Bisons. It is presented to the outstanding rookie as selected by the Booster Club Board of Directors and members of the local sports media.

1998-99 - None Awarded	1990-91 - None Awarded	1983-84 - Tom Barrasso
1997-98 - None Awarded	1989-90 - Dave Snuggerud	1982-83 - Phil Housley
1996-97 - Wayne Primeau	1988-89 - Benoit Hogue	1981-82 - Jean Francois Sauve
1995-96 - Mike Wilson	1987-88 - Ray Sheppard	1980-81 - Alan Haworth
1994-95 - None Awarded	1986-87 - Christian Ruuttu	1979-80 - Lindy Ruff
1993-94 - Derek Plante	1985-86 - Steve Dykstra	1978-79 - Bill Stewart
1992-93 - Richard Smehlik	1984-85 - John Tucker	1977-78 - Don Edwards
1991-92 - Donald Audette		

The Star of Stars Trophy - Presented to the player with the most consistent performance in home games as reflected in the Three Star selections, which are chosen by members of the local sports media.

1998-99 - Dominik Hasek	1988-89 - Phil Housley	1979-80 - Gil Perreault
1997-98 - Dominik Hasek	1987-88 - Tom Barrasso	1978-79 - Rick Martin
1996-97 - Dominik Hasek	1986-87 - Mike Foligno & Phil Housley	1977-78 - Don Edwards
1995-96 - Dominik Hasek	1985-86 - Mike Foligno	1976-77 - Gil Perreault
1994-95 - Dominik Hasek	1984-85 - Gil Perreault	1975-76 - Craig Ramsay
1993-94 - Dominik Hasek	1983-84 - Gil Perreault	1974-75 - Rene Robert
1992-93 - Alexander Mogilny	1982-83 - Phil Housley	1973-74 - Rick Martin
1991-92 - Pat LaFontaine	1981-82 - Ric Seiling	1972-73 - Gil Perreault
1990-91 - Dale Hawerchuk	1980-81 - Danny Gare	1971-72 - Roger Crozier
1989-90 - Pierre Turgeon		

The Punch Imlach Memorial Award - Named after the late General Manager and Coach of the Sabres. It is presented to the player who displays dedication and leadership in the winning tradition that Punch Imlach brought to the Sabre organization and professional hockey.

1998-99 - Michael Peca	1994-95 - Dave Hannan	1990-91 - Clint Malarchuk
1997-98 - Michael Peca	1993-94 - Dale Hawerchuk	1989-90 - Mike Ramsey
1996-97 - Garry Galley	1992-93 - Pat LaFontaine	1988-89 - Mark Napier
1995-96 - Randy Burridge	1991-92 - Mike Ramsey	1987-88 - Mike Ramsey

SABRES FACT

Sabre honorees in the Greater Buffalo Sports Hall of Fame include all three members of "The French Connection" - Gilbert Perreault, Rick Martin, and Rene Robert - as well as Seymour and Northrup Knox, Danny Gare, Craig Ramsay, Don Luce, Ted Darling and Mike Ramsey.



SABRES MAJOR TRANSACTIONS - 1970-1999

Date	Transaction
6-9-70	Selected Kevin O'Shea, Cliff Schmutz, Brian McDonald and Bill Inglis in the Inter-League Draft.
6-9-70	Claimed Joe Daley on waivers from Pittsburgh.
6-10-70	Selected Tom Webster, Al Hamilton, Don Marshall, Tracy Pratt, Jim Watson, Francois Lacombe, Phil Goyette, Reg Fleming, Mike McMahon, Skip Krake, Jean-Guy Lagace, Craig Cameron, Chris Evans, Doug Barrie, Gerry Meehan, Paul Terbenche, Brian Perry, Howie Menard, Rocky Farr and Gary Edwards in the NHL Expansion Draft.
6-10-70	Traded Tom Webster to Detroit for Roger Crozier.
6-10-70	Purchased Ted Hodgson from the N.Y. Rangers.
9-2-70	Purchased Floyd Smith and Brent Imlach from Toronto.
10-2-70	Traded Craig Cameron to St. Louis for Ron Anderson.
10-9-70	Purchased Dave Dryden from Pittsburgh.
10-19-70	Purchased Bill Sutherland from Philadelphia.
10-19-70	Traded Bill Sutherland to St. Louis for future considerations.
11-2-70	Claimed Steve Atkinson on waivers from Boston.
11-2-70	Claimed Paul Andrea on waivers from California.
11-3-70	Claimed Bob Baun on waivers from Detroit.
11-4-70	Traded Bob Baun to St. Louis for Jean-Guy Talbot and Larry Keenan.
11-25-70	Traded Mike McMahon to Los Angeles for Eddie Shack and Dick Duff.
12-28-70	Lost Cliff Schmutz on waivers to Philadelphia.
1-24-71	Traded Jean-Guy Lagace to Pittsburgh for Terry Ball.
5-25-71	Traded Joe Daley to Detroit for Don Luce and Mike Robitaille.
6-8-71	Selected Danny Lawson from Minnesota, Rod Zaine from Pittsburgh, Rene Robert and Ken Murray from Toronto, Ray McKay from Chicago, Tom Miller from Detroit and Hugh Harris from Montreal and lost Don Marshall to Toronto, Gary Edwards to Los Angeles and Rene Robert to Pittsburgh in Intra-League Draft.
11-16-71	Traded Larry Keenan to Philadelphia for Larry Mickey.
12-16-71	Traded Doug Barrie and Mike Keeler to Los Angeles for Mike Byers and Larry Hillman.
1-14-72	Traded a second-round draft choice in 1972 (Larry Sacharuk) to the New York Rangers for Jim Lorentz.
3-3-72	Lost Kevin O'Shea on waivers to St. Louis.
3-4-72	Traded Eddie Shack to Pittsburgh for Rene Robert.
3-5-72	Traded Chris Evans to St. Louis for George Morrison and a second-round draft choice in 1972 (Larry Carriere).
3-5-72	Sold Phil Goyette to the N.Y. Rangers.
6-5-72	Acquired Tim Horton from Pittsburgh in Intra-League Draft.
6-6-72	Lost Tom Miller and Ken Murray to the N.Y. Islanders and Rod Zaine to Atlanta in the Expansion Draft.
6-18-72	Purchased Rod Busniuk from Montreal.
2-14-73	Traded Butch Deadmarsh to Atlanta for Norm Gratton.
6-12-73	Lost Ray McKay to California and acquired Joe Noris from St. Louis in the Intra-League Draft.
6-14-73	Traded Jake Rathwell to St. Louis for Paul Curtis.
12-27-73	Traded Tracy Pratt and John Gould to Vancouver for Jerry Korab.
1-21-74	Traded Paul Curtis to the N.Y. Rangers for Real Lemieux.
3-10-74	Traded Doug Rombough to the N.Y. Islanders for Brian Spencer.
6-10-74	Lost Ron Busniuk to Detroit in Intra-League Draft.
6-12-74	Lost Paul Terbenche to Kansas City and Steve Atkinson and Randy Wyrozub to Washington in the Expansion Draft.
10-14-74	Traded Gerry Meehan and Mike Robitaille to Vancouver for Jocelyn Guevremont and Bryan McSheffrey.
1-27-75	Traded Norm Gratton and a third-round draft choice in 1976 (Ron Zanussi) to Minnesota for Fred Stanfield.
3-3-75	Traded the rights to Garry Lariviere to the N.Y. Islanders for the rights to Gerry Desjardins.
10-1-75	Sold Rocky Farr to Kansas City.
10-1-75	Traded Larry Carriere, a first-round draft choice in 1976 (Greg Carroll) and cash to Atlanta for Jacques Richard.
6-11-76	Traded the rights to free agent Peter McNab to Boston for the rights to free agent Andre Savard.
3-3-77	Sold Roger Crozier to Washington.
9-20-77	Traded Brian Spencer to Pittsburgh for Ron Schock.

Date	Transaction
2-6-79	Traded Gary McAdam to Pittsburgh for Dave Schultz.
3-12-79	Traded Jocelyn Guevremont to the N.Y. Rangers for a third-round draft choice in 1979 (Jacques Cloutier) and a third-round draft choice in 1980 (Sean McKenna).
6-13-79	Lost Lee Fogolin and Ron Areshenkoff to Edmonton, Terry Martin to Quebec and Dave Given to Hartford in the Expansion Draft.
10-5-79	Traded Rene Robert to Colorado for John Van Boxmeer.
11-13-79	Traded Alex Tidy to Edmonton for John Gould.
3-10-80	Traded Jerry Korab to Los Angeles for a first-round draft choice in 1982 (Phil Housley).
10-30-80	Traded Bill Stewart to St. Louis for Bob Hess and a fourth-round draft choice in 1981 (Anders Wickenberg).
1-12-81	Lost Rick Dudley on waivers to Winnipeg.
3-10-81	Traded Rick Martin to Los Angeles for a third-round draft choice in 1981 (Colin Chisholm) and a first-round draft choice in 1983 (Tom Barrasso).
3-10-81	Traded Don Luce to Los Angeles for a sixth-round draft choice in 1982 (Jeff Parker) and cash.
10-5-81	Acquired Yvon Lambert from Montreal and lost Rob McClanahan to Hartford in Waiver Draft.
12-2-81	Traded Jim Schoenfeld, Danny Gare and Derek Smith to Detroit for Mike Foligno, Dale McCourt and Brent Peterson.
12-2-81	Traded Bob Sauve to Detroit for a conditional first-round draft choice (Sauve was returned to the Sabres after the 1981-82 season).
2-8-82	Acquired Paul Harrison on waivers from Pittsburgh.
6-9-82	Traded Alan Haworth and a third-round draft choice in 1982 (Milan Novy) to Washington for a second-round draft choice (Mike Anderson) and a fourth-round draft choice (Timo Jutila) in 1982.
6-9-82	Traded Don Edwards, Richie Dunn, a second-round draft choice in 1982 (Rich Kromm) and a first-round draft choice in 1983 (Dan Quinn) to Calgary for a first-round draft choice (Paul Cyr) and second-round draft choice (Jens Johansson) in 1982 and a first-round draft choice (Norm Lacombe) and a second-round draft choice in 1983 (John Tucker).
6-9-82	Traded a 12th-round draft choice in 1982 (Marco Callas) to Washington for a 12th-round draft choice in 1983 (Kermit Salfi).
6-6-83	Traded Tony McKegney, Andre Savard, J.F. Sauve and a third-round draft choice in 1983 (Iirvo Jarvi) to Quebec for Real Cloutier and a first-round draft choice in 1983 (Adam Creighton).
10-3-83	Lost John Van Boxmeer to Quebec in the Waiver Draft.
12-6-84	Traded Steve Patrick and Jim Wiemer to the N.Y. Rangers for Dave Maloney and Chris Renaud.
9-9-85	Purchased Don Lever from New Jersey.
10-4-85	Traded Randy Cunneynworth and Mike Moller to Pittsburgh for Pat Hughes.
10-7-85	Lost Brent Peterson to Vancouver in the Waiver Draft.
10-15-85	Traded Bob Sauve to Chicago for a third-round draft choice in 1985 (Kevin Kerr).
1-30-86	Traded Larry Playfair, Sean McKenna and Ken Baumgartner to Los Angeles for Brian Engblom and Doug Smith.
3-11-86	Traded a 12th-round draft choice in 1986 (Doug Kirton) to New Jersey for Phil Russell.
4-22-86	Traded a third-round draft choice in 1987 (Ross Wilson) to Los Angeles for an eighth-round draft choice in 1987 (Tim Roberts) and future considerations.
6-21-86	Traded Gilles Hamel to Winnipeg for Scott Arniel.
10-3-86	Traded Brian Engblom to Calgary for Jim Korn.
10-6-86	Acquired Clark Gillies from the N.Y. Islanders and Wilf Paiement from the N.Y. Rangers while losing Pat Hughes to St. Louis and Mal Davis to Los Angeles in the Waiver Draft.
10-7-86	Traded Ric Seiling to Detroit for future considerations.
11-19-86	Traded a second-round draft choice in 1988 (Martin St. Amour) to Montreal for Tom Kurvers.
3-6-87	Traded Norm Lacombe, the professional rights to Wayne Van Dorp and a fourth-round draft choice in 1987 (Peter Eriksson) to Edmonton for Mark Napier, Lee Fogolin and a fourth-round draft choice in 1987 (John Bradley).
5-22-87	Traded Jim Korn to New Jersey for Jan Ludvig.
6-13-87	Traded Tom Kurvers to New Jersey for a third-round draft choice in 1987 (Andrew MacVicar) and a 10th-round draft choice in 1989 (Mark Astley).
10-5-87	Acquired Ed Hospodar from Philadelphia and Kevin Maguire from Toronto and lost Dave Fenyves to Philadelphia in the Waiver Draft.
10-13-87	Traded Andy Ristau to Minnesota for a sixth-round draft choice in 1988 (David Di Vita).
12-31-87	Traded Paul Cyr and a 10th-round draft choice in 1988 (Eric Fenton) to the N.Y. Rangers for Mike Donnelly and a fifth-round draft choice in 1988 (Alexander Mogilny).
2-11-88	Traded Steve Dykstra and a seventh-round draft choice in 1989 (Davis Payne) to Edmonton for Scott Metcalfe and a ninth-round draft choice in 1989 (Donald Audette).
10-3-88	Acquired Steve Smith from Calgary and lost Doug Smith to Edmonton and Jim Hofford to Los Angeles in the Waiver Draft.

Date	Transaction
10-3-88	Acquired Wayne Van Dorp from Pittsburgh for a seventh-round draft choice in 1990 (Pat Neaton).
10-21-88	Traded Bob Logan and a ninth-round draft choice in 1989 (Jim Giacin) to Los Angeles for Larry Playfair.
11-12-88	Traded Tom Barrasso and a third-round draft choice in 1990 (Joe Dziedzic) to Pittsburgh for Doug Bodger and Darrin Shannon.
12-26-88	Traded Adam Creighton and future considerations to Chicago for Rick Vaive and future considerations.
2-16-89	Traded Wayne Van Dorp to Chicago for a seventh-round draft choice in 1990 (Viktor Gordiuk).
3-6-89	Traded Calle Johansson and a second-round draft choice in 1989 (Byron Dafe) to Washington for Clint Malarchuk, Grant Ledyard and a sixth-round draft choice in 1991 (Brian Holzinger).
3-7-89	Traded Lindy Ruff to the N.Y. Rangers for a fifth-round draft choice in 1990 (Richard Smehlik).
6-1-89	Traded Mark Ferner to Washington for Scott McCrory.
6-17-89	Traded Joe Reekie to the N.Y. Islanders for a sixth-round draft choice in 1989 (Bill Pye).
9-29-89	Traded Jacques Cloutier and a sixth-round draft choice in 1990 (Derek Edgerly) to Chicago for Steve Ludzik and a fourth-round draft choice in 1990 (Todd Bojcun).
10-2-89	Lost Mikael Andersson to Hartford in the Waiver Draft.
10-4-89	Traded a fourth-round draft choice in 1991 (Keith Redmond) to Los Angeles for Dean Kennedy.
11-24-89	Traded Bob Halkidis and future considerations to Los Angeles for Dale DeGray and future considerations.
1-5-90	Traded John Tucker to Washington for future considerations.
3-5-90	Traded Kevin Maguire and a second-round draft choice in 1990 (Mikael Renberg) to Philadelphia for Jay Wells and a fourth-round draft choice in 1991 (Peter Ambroziak).
6-16-90	Traded Phil Housley, Scott Arniel, Jeff Parker and a first-round draft choice in 1990 (Keith Tkachuk) to Winnipeg for Dale Hawerchuk and a first-round draft choice in 1990 (Brad May).
7-3-90	Purchased John Tucker from the Washington Capitals.
7-9-90	Traded Ray Sheppard to the N.Y. Rangers for cash and future considerations.
9-30-90	Traded Mike Donnelly to Los Angeles for Mikko Makela. Traded Shawn Anderson to Washington for Bill Houlder.
12-17-90	Traded Mike Foligno and an eighth-round draft choice in 1991 (Thomas Kucharcik) to Toronto for Lou Franceschetti and Brian Curran.
1-21-91	Traded John Tucker to the N.Y. Islanders for future considerations.
3-5-91	Traded the rights to Ken Priestley to Pittsburgh for Tony Tanti. Acquired Steve Weeks from Vancouver for future considerations.
5-26-91	Traded Darcy Wakaluk to Minnesota for an eighth-round draft choice in 1991 (Jiri Kuntos).
5-30-91	Lost Greg Paslawski to San Jose in the expansion draft.
6-22-91	Acquired Tom Draper from Winnipeg for future considerations (Buffalo's seventh-round choice in 1992 - Artur Oktyabrev).
10-11-91	Traded Darrin Shannon, Dean Kennedy and Mike Hartman to Winnipeg for Dave McLlwain, Gord Donnelly, Winnipeg's fifth-round choice (Yuri Khmylev) in 1992 and future considerations.
10-24-91	Acquired Colin Patterson from Calgary for future considerations.
10-25-91	Traded Pierre Turgeon, Uwe Krupp, Dave McLlwain and Benoit Hogue to the N.Y. Islanders for Pat LaFontaine, Randy Wood and Randy Hillier.
3-9-92	Traded Dave Snuggerd to San Jose for Wayne Presley. Traded Jay Wells to the N.Y. Rangers for Randy Moller.
3-10-92	Traded Kevin Haller to Montreal for Petr Svoboda. Acquired Dave Hannan from Toronto for a sixth-round draft choice (Chris Deruiter) in 1992.
6-15-92	Traded Christian Ruutti and future considerations to Winnipeg for Stephane Beauregard.
6-18-92	Lost Darcy Loewen and Brad Miller to Ottawa in the expansion draft.
8-7-92	Traded Stephane Beauregard and future considerations (fourth-round pick in 1993 - Eric Daze) to Chicago for Dominik Hasek.
2-3-93	Traded Dave Andreychuk, Daren Puppa, and the team's first-round draft choice in 1993 (Kenny Jonsson) to Toronto for Grant Fuhr and the Maple Leafs' fifth-round pick (Kevin Popp) in the 1995 Entry Draft.
3-22-93	Traded Mike Ramsey to the Pittsburgh Penguins for Bob Errey.
6-24-93	Lost Bill Houlder and Bob Corkum to Anaheim in the expansion draft.
9-1-93	Traded Jozef Cierny and a future draft choice (fourth round in 1994 - Jussi Tarvainen) to Edmonton for Craig Simpson.
9-30-93	Traded Tom Draper to the New York Islanders for future considerations (Steve Plouffe, 7th-round choice, 1994 Entry Draft).
10-27-93	Traded Keith Carney and a future draft choice (sixth-round pick in 1995 - Marc Magliarditi) to Chicago for Craig Muni and Chicago's fifth-round choice in 1995 (Daniel Bienvenue).
12-15-93	Traded Gord Donnelly to the Dallas Stars for James Black and a conditional draft choice in 1994 (Steve Webb).

Date	Transaction
7-8-94	Acquired Kevin McClelland from the Winnipeg Jets in exchange for future considerations.
7-26-94	Traded Sean O'Donnell to the Los Angeles Kings for Doug Houda.
1-18-95	Lost Randy Wood to Toronto in the Waiver Draft.
2-14-95	Traded Philippe Boucher, Grant Fuhr, and Denis Tsygurov to Los Angeles for Charlie Huddy, Robb Stauber, Alexei Zhitnik, and a fifth-round draft choice in 1995 (Marian Menhart).
4-7-95	Traded Petr Svoboda to Philadelphia for Garry Galley. Traded Ken Sutton to Edmonton for Scott Pearson.
7-8-95	Traded Alexander Mogilny and a fifth-round draft choice in 1995 (Todd Norman) to Vancouver for Mike Peca, Mike Wilson, and a first-round draft choice in 1995 (Jay McKee).
10-2-95	Lost Bob Sweeney to N.Y. Islanders and claimed Brent Hughes from Boston and Rob Conn from New Jersey in the Waiver Draft.
11-16-95	Traded Doug Bodger to San Jose for Vaclav Varada, Martin Spanhel, Philadelphia's fourth-round draft pick in 1996 (Mike Martone), and either the Flyers' or Toronto's first-round draft pick in 1996 (to be determined by Philadelphia prior to the draft).
2-1-96	Acquired Bob Boughner from the Florida Panthers in exchange for a conditional fourth-round draft choice in 1996 (Chris Allen).
2-15-96	Traded Craig Muni and the first-round draft pick in the 1996 draft (Daniel Briere) acquired in the three-team trade in November, 1995 involving San Jose, Philadelphia, and Buffalo, in exchange for Darryl Shannon and Michal Grosek.
3-19-96	Traded Charlie Huddy and a seventh-round draft pick in 1996 (Daniel Corso) to the St. Louis Blues for Denis Hamel.
3-20-96	Traded Dave Hannan to the Colorado Avalanche for a sixth-round draft choice in the 1996 NHL Entry Draft. Also traded Yuri Khmylev and an eighth-round pick in 1996 (Andrei Podkonicky) to St. Louis for a second-round draft choice in 1996 (Cory Sarich), a third-round pick in 1997, and defenseman Jean-Luc Grand-Pierre.
3-18-97	Traded Barrie Moore and Craig Millar to Edmonton in exchange for Miroslav Satan.
9-24-97	Acquired Jason Woolley from the Pittsburgh Penguins in exchange for a 1998 fifth-round draft choice (Robert Scuderi).
9-29-97	Traded Pat LaFontaine to the New York Rangers in exchange for a second-round draft pick in 1998 (Andrew Peters) and future considerations.
11-12-97	Traded Andrei Trefilov to the Chicago Blackhawks for an undisclosed 1998 draft choice.
2-4-98	Acquired Geoff Sanderson from the Vancouver Canucks in exchange for Brad May and a third-round draft pick in 1999.
3-24-98	Acquired Paul Kruse and Jason Holland from the N.Y. Islanders in exchange for Jason Dawe. Note: Holland was assigned to Rochester following trade.
6-18-98	Acquired Kay Whitmore, a second-round draft choice in 1998 (Jaroslav Kristek) and future considerations from the San Jose Sharks in exchange Steve Shields and a fourth-round draft pick in 1998 (Miroslav Zalesak). Note: Did not extend qualifying offer to Whitmore (on 7-1-98), making goaltender an unrestricted free agent.
6-26-98	Bob Boughner selected by the Nashville Predators in the 1998 Expansion Draft held in Buffalo.
12-18-98	Rumun Ndur (D) claimed off waivers by the N.Y. Rangers. Also, acquired second-round draft choice in 1999 from the Los Angeles Kings in exchange for Donald Audette (RW).
3-11-99	Acquired Stu Barnes (C) from the Pittsburgh Penguins in exchange for Matthew Barnaby (RW).
3-23-99	Acquired Joe Juneau (C/LW) along with a third-round draft choice in 1999 (Tim Preston) from the Washington Capitals in exchange for Alexei Tezikov (D). Acquired Rhett Warren (D) and a fifth-round draft pick in 1999 (Ryan Miller) from the Florida Panthers in exchange for Mike Wilson (D). Also, acquired a second-round draft choice in 1999 (Michael Zigomanis) from the Dallas Stars in exchange for Derek Plante (C).
6-25-99	Darryl Shannon (D) selected by Atlanta Thrashers in 1999 Expansion Draft, and traded Dean Sylvester (RW) to Atlanta for future considerations.


SABRES FIRSTS

First Players on the Ice: Roger Crozier, Paul Terbenche, Tracy Pratt, Ron Anderson, Hap Myers and Bill Inglis
First Goal: Jim Watson, Oct. 10, 1970, at Pittsburgh at 5:01 of second period
First Assist: Gerry Meehan, Oct. 10, 1970, at Pittsburgh on Jim Watson's goal
First Penalty: Gerry Meehan, Oct. 10, 1970, at Pittsburgh for holding at 7:54 of first period
First Goal by Opponent: Wally Boyer of Pittsburgh, Oct. 10, 1970, at 8:09 of second period
First Assist by Opponent: Duane Rupp of Pittsburgh, Oct. 10, 1970, on Boyer's goal
First Penalty by Opponent: Duane Rupp of Pittsburgh, Oct. 10, 1970, for hooking at 1:41 of first period
First Power-Play Goal: Gil Perreault, Oct. 10, 1970, at Pittsburgh at 11:26 of third period
First Power-Play Goal by Opponent: Dave Balon of N.Y. Rangers, Oct. 14, 1970 in New York at 15:52 of third period
First Short-Handed Goal: Ron Anderson, October 23, 1970 vs. Detroit at 13:40 of the third period
First Major Penalty: Brian McDonald, Oct. 10, 1970, at Pittsburgh for fighting at 8:01 of third period
First Major Penalty by Opponent: Bryan Hextall of Pittsburgh, Oct. 10, 1970 for fighting at 8:01 of third period
First Win: Oct. 10, 1970 (2-1 at Pittsburgh)
First Tie: Oct. 18, 1970 (1-1 vs. Pittsburgh)
First Loss: Oct. 14, 1970 (3-0 in New York vs. Rangers)
First Shutout: Dec. 6, 1970 by Roger Crozier vs. Minnesota (1-0)
First Shutout by Opponent: Oct. 14, 1970 by Ed Giacomin at N.Y. Rangers (3-0)
First Goal at Home: Oct. 18, 1970 by Gerry Meehan vs. Pittsburgh at 5:48 of the second period
First Hat Trick: Jan. 29, 1971 by Gil Perreault vs. California
First Hat Trick by Opponent: Dec. 22, 1970 by Dave Balon of N.Y. Rangers
First Two-Goal Game: Oct. 27, 1970 by Randy Wyzrob vs. Vancouver
First Multiple-Point Game: Oct. 10, 1970 by Gerry Meehan vs. Pittsburgh (goal and assist)



The SEASON

1999-2000



1998-1999 FINAL STANDINGS

EASTERN CONFERENCE

NORTHEAST DIVISION

	GP	W	L	T	GF	GA	PTS	PCTG
x-OTTAWA (2)	82	44	23	15	239	179	103	.628
x-TORONTO (4)	82	45	30	7	268	231	97	.591
x-BOSTON (6)	82	39	30	13	214	181	91	.555
x-BUFFALO (7)	82	37	28	17	207	175	91	.555
MONTREAL (11)	82	32	9	11	184	209	75	.457

ATLANTIC DIVISION

	GP	W	L	T	GF	GA	PTS	PCTG
x-NEW JERSEY (1)	82	47	24	11	248	196	105	.640
x-PHILADELPHIA (5)	82	37	26	19	231	196	93	.567
x-PITTSBURGH (8)	82	38	30	14	242	225	90	.549
NY RANGERS (10)	82	33	38	11	217	227	77	.470
NY ISLANDERS (13)	82	24	48	10	194	244	58	.354

SOUTHEAST DIVISION

	GP	W	L	T	GF	GA	PTS	PCTG
x-CAROLINA (3)	82	34	30	18	210	202	86	.524
FLORIDA (9)	82	30	34	18	210	228	78	.476
WASHINGTON (12)	82	31	45	6	200	218	68	.415
TAMPA BAY (14)	82	19	54	9	179	292	47	.287

WESTERN CONFERENCE

CENTRAL DIVISION

	GP	W	L	T	GF	GA	PTS	PCTG
x-DETROIT (3)	82	43	32	7	245	202	93	.567
x-ST LOUIS (5)	82	37	32	13	237	209	87	.530
CHICAGO (10)	82	29	41	12	202	248	70	.427
NASHVILLE (12)	82	28	47	7	190	261	63	.384

PACIFIC DIVISION

	GP	W	L	T	GF	GA	PTS	PCTG
x-DALLAS (1)	82	51	19	12	236	168	114	.695
x-PHOENIX (4)	82	39	31	12	205	197	90	.549
x-ANAHEIM (6)	82	35	34	13	215	206	83	.506
x-SAN JOSE (7)	82	31	33	18	196	191	80	.488
LOS ANGELES (11)	82	32	45	5	189	222	69	.421

NORTHWEST DIVISION

	GP	W	L	T	GF	GA	PTS	PCTG
x-COLORADO (2)	82	44	28	10	239	205	98	.598
x-EDMONTON (8)	82	33	37	12	230	226	78	.476
CALGARY (9)	82	30	40	12	211	234	72	.439
VANCOUVER (13)	82	23	47	12	192	258	58	.354

x-QUALIFIED FOR STANLEY CUP PLAYOFFS

1999 STANLEY CUP PLAYOFF REVIEW

Conference Quarterfinals

Pittsburgh defeated New Jersey (4 games to 3)
Buffalo defeated Ottawa (4 games to 0)
 Boston defeated Carolina (4 games to 2)
 Toronto defeated Philadelphia (4 games to 2)
 Dallas defeated Edmonton (4 games to 0)
 Colorado defeated San Jose (4 games to 2)
 Detroit defeated Anaheim (4 games to 0)
 St. Louis defeated Phoenix (4 games to 3)

Conference Semifinals

Toronto defeated Pittsburgh (4 games to 2)
Buffalo defeated Boston (4 games to 2)
 Dallas defeated St. Louis (4 games to 2)
 Colorado defeated Detroit (4 games to 2)

Conference Finals

Buffalo defeated Toronto (4 games to 1)
 Dallas defeated Colorado (4 games to 3)

Stanley Cup Finals

Dallas defeated Buffalo (4 games to 2)

INDIVIDUAL SCORING LEADERS

PLAYER	TEAM	GP	G	A	PTS	+/-	PIM	PP	SH	GW	GT	S	PCTG
JAROMIR JAGR	PITTSBURGH	81	44	83	127	17	66	10	1	7	2	343	12.8
TEEMU SELANNE	ANAHEIM	75	47	60	107	18	30	25	0	7	1	281	16.7
PAUL KARIYA	ANAHEIM	82	39	62	101	17	40	11	2	4	0	429	9.1
PETER FORSBERG	COLORADO	78	30	67	97	27	108	9	2	7	0	217	13.8
JOE SAKIC	COLORADO	73	41	55	96	23	29	12	5	6	1	255	16.1

DEFENCEMEN SCORING LEADERS

PLAYER	TEAM	GP	G	A	PTS	+/-	PIM	PP	SH	GW	GT	S	PCTG
AL MACINNIS	ST LOUIS	82	20	42	62	33	70	11	1	2	2	314	6.4
NICKLAS LIDSTROM	DETROIT	81	14	43	57	14	14	6	2	3	0	205	6.8
RAY BOURQUE	BOSTON	81	10	47	57	7-	34	8	0	3	0	262	3.8
FREDRIK OLAUSSON	ANAHEIM	74	16	40	56	17	30	10	0	2	0	121	13.2
BRIAN LEETCH	NY RANGERS	82	13	42	55	7-	42	4	0	1	0	184	7.1

INDIVIDUAL LEADERS

GOAL SCORING				ASSISTS			
NAME	TEAM	GP	G	NAME	TEAM	GP	A
TEEMU SELANNE	ANAHEIM	75	47	JAROMIR JAGR	PITTSBURGH	81	83
JAROMIR JAGR	PITTSBURGH	81	44	PETER FORSBERG	COLORADO	78	67
TONY AMONTE	CHICAGO	82	44	PAUL KARIYA	ANAHEIM	82	62
ALEXEI YASHIN	OTTAWA	82	44	TEEMU SELANNE	ANAHEIM	75	60
JOHN LECLAIR	PHILADELPHIA	76	43	JOE SAKIC	COLORADO	73	55

POWER PLAY GOALS

NAME	TEAM	GP	PP	NAME	TEAM	GP	SH
TEEMU SELANNE	ANAHEIM	75	25	JOE SAKIC	COLORADO	73	5
ALEXEI YASHIN	OTTAWA	82	19	SCOTT PELLERIN	ST LOUIS	80	5
ADRIAN AUCCOIN	VANCOUVER	82	18	BRIAN ROLSTON	NEW JERSEY	82	5
JOHN LECLAIR	PHILADELPHIA	76	16	MIKE MODANO	DALLAS	77	4
BRETT HULL	DALLAS	60	15	MARTIN STRAKA	PITTSBURGH	80	4
MARKUS NASLUND	VANCOUVER	80	15	MAGNUS ARVEDSON	OTTAWA	80	4
PETR SYKORA	NEW JERSEY	80	15	RADEK DVORAK	FLORIDA	82	4

POWER PLAY ASSISTS

NAME	TEAM	GP	PPA	NAME	TEAM	GP	SHA
JAROMIR JAGR	PITTSBURGH	81	34	MARK MESSIER	VANCOUVER	59	5
FREDRIK OLAUSSON	ANAHEIM	74	33	PETER FORSBERG	COLORADO	78	4
PAUL KARIYA	ANAHEIM	82	32	EIGHT OTHER PLAYERS WITH THREE			
RAY BOURQUE	BOSTON	81	31				
TEEMU SELANNE	ANAHEIM	75	29				

POWER PLAY POINTS

NAME	TEAM	GP	PPP	NAME	TEAM	GP	SHPP
TEEMU SELANNE	ANAHEIM	75	54	MARK MESSIER	VANCOUVER	59	7
JAROMIR JAGR	PITTSBURGH	81	44	JOE SAKIC	COLORADO	73	6
FREDRIK OLAUSSON	ANAHEIM	74	43	PETER FORSBERG	COLORADO	78	6
PAUL KARIYA	ANAHEIM	82	43	SCOTT PELLERIN	ST LOUIS	80	6
ALEXEI YASHIN	OTTAWA	82	42	MARTIN STRAKA	PITTSBURGH	80	6

GAME WINNING GOALS

NAME	TEAM	GP	GW	NAME	TEAM	GP	GT
BRETT HULL	DALLAS	60	11	SCOTT MELLANBY	FLORIDA	67	3
PAVOL DEMITRA	ST LOUIS	82	10	ERIC LINDROS	PHILADELPHIA	71	3
JOE NIEUWENDYK	DALLAS	67	8	ROBERT LANG	PITTSBURGH	72	3
BOBBY HOLIK	NEW JERSEY	78	8	ERIC DAZE	CHICAGO	72	3
SERGEI SAMSONOV	BOSTON	79	8	JOHN LECLAIR	PHILADELPHIA	76	3
CLAUDE LEMIEUX	COLORADO	82	8	CURTIS BROWN	BUFFALO	78	3
TONY AMONTE	CHICAGO	82	8				
MICHAEL PECA	BUFFALO	82	8				

PLUS/MINUS

NAME	TEAM	GP	+/-	NAME	TEAM	GP	G	S	SH%
ALEXANDER KARPVITS	NYR-TOR	58	39	DMITRI KHRISTICH	BOSTON	79	29	144	20.1
JOHN LECLAIR	PHILADELPHIA	76	36	MARTIN STRAKA	PITTSBURGH	80	35	177	19.8
ERIC LINDROS	PHILADELPHIA	71	35	DIXON WARD	BUFFALO	78	20	101	19.8
MAGNUS ARVEDSON	OTTAWA	80	33	ANSON CARTER	BOSTON	55	24	123	19.5
AL MACINNIS	ST LOUIS	82	33	MIROSLAV SATAN	BUFFALO	81	40	208	19.2

SHOOTING PERCENTAGE

NAME	TEAM	GP	G	S	SH%
DMITRI KHRISTICH	BOSTON	79	29	144	20.1
MARTIN STRAKA	PITTSBURGH	80	35	177	19.8
DIXON WARD	BUFFALO	78	20	101	19.8
ANSON CARTER	BOSTON	55	24	123	19.5
MIROSLAV SATAN	BUFFALO	81	40	208	19.2



**GOALTENDING LEADERS
(MIN. 26 GPI)**

GOALS AGAINST AVERAGE

GOALTENDER	TEAM	GPI	MINS	GA	AVG
RON TUGNUTT	OTTAWA	43	2508	75	1.79
DOMINIK HASEK	BUFFALO	64	3817	119	1.87
BYRON DAFOE	BOSTON	68	4001	133	1.99
ED BELFOUR	DALLAS	61	3536	117	1.99
ROMAN TUREK	DALLAS	26	1382	48	2.08

WINS

GOALTENDER	TEAM	GPI	MINS	W	L	T
MARTIN BRODEUR	NEW JERSEY	70	4239	39	21	10
ED BELFOUR	DALLAS	61	3536	35	15	9
CURTIS JOSEPH	TORONTO	67	4001	35	24	7
CHRIS OSGOOD	DETROIT	63	3691	34	25	4
PATRICK ROY	COLORADO	61	3648	32	19	8
NIKOLAI KHABIBULIN	PHOENIX	63	3657	32	23	7
BYRON DAFOE	BOSTON	68	4001	32	23	11

SAVE PERCENTAGE

GOALTENDER	TEAM	GPI	MINS	GA	SA	SPCTG	W	L	T
DOMINIK HASEK	BUFFALO	64	3817	119	1877	.937	30	18	14
BYRON DAFOE	BOSTON	68	4001	133	1800	.926	32	23	11
RON TUGNUTT	OTTAWA	43	2508	75	1005	.925	22	10	8
NIKOLAI KHABIBULIN	PHOENIX	63	3657	130	1681	.923	32	23	7
ARTURS IRBE	CAROLINA	62	3643	135	1753	.923	27	20	12

SHUTOUTS

GOALTENDER	TEAM	GPI	MINS	SO	W	L	T
BYRON DAFOE	BOSTON	68	4001	10	32	23	11
DOMINIK HASEK	BUFFALO	64	3817	9	30	18	14
NIKOLAI KHABIBULIN	PHOENIX	63	3657	8	32	23	7
GARTH SNOW	VANCOUVER	65	3501	6	20	31	8
ARTURS IRBE	CAROLINA	62	3643	6	27	20	12
JOHN VANBIESBROUCK	PHILADELPHIA	62	3712	6	27	18	15
GUY HEBERT	ANAHEIM	69	4083	6	31	29	9

1998-99 NHL AWARD WINNERS

- Hart Memorial Trophy:** Jaromir Jagr, Pittsburgh
- Lester B. Pearson Award:** Jaromir Jagr, Pittsburgh
- Vezina Trophy:** DOMINIK HASEK, BUFFALO
- Bill Masterton Trophy:** John Cullen, Tampa Bay
- King Clancy Memorial Trophy:** ROB RAY, BUFFALO
- Jack Adams Award:** Jacques Martin, Boston
- Lady Byng Memorial Trophy:** Wayne Gretzky, NY Rangers
- Calder Memorial Trophy:** Chris Drury, Colorado
- Frank J. Selke Trophy:** Jere Lehtinen, Dallas
- James Norris Memorial Trophy:** Al MacInnis, St. Louis
- Art Ross Trophy:** Jaromir Jagr, Pittsburgh
- Maurice Richard Trophy:** Teemu Selanne; Anaheim
- William M. Jennings Trophy:** Ed Belfour & Roman Turek, Dallas
- Conn Smythe Trophy:** Joe Nieuwendyk, Dallas
- Lester Patrick Trophy:** Harry Sinden & 1998 U.S. Olympic Women's Ice Hockey Team
- Presidents' Trophy:** Dallas Stars

**BUFFALO SABRES FINAL 1998-99
REGULAR SEASON STATS**

POS	NO.	PLAYER	GP	G	A	PTS	+/-	PIM	PP	SH	GW	GT	S	PCTG	
R	81	MIROSLAV SATAN	81	40	26	66	24	44	13	3	6	1	208	19.2	
C	27	MICHAEL PECA	82	27	29	56	7	81	10	0	8	1	199	13.6	
L	18	MICHAL GROSEK	76	20	30	50	21	102	4	0	3	1	140	14.3	
C	37	CURTIS BROWN	78	16	31	47	23	56	5	1	3	3	128	12.5	
R	15	DIXON WARD	78	20	24	44	10	44	2	1	4	1	101	19.8	
C	90	JOE JUNEAU	(Wsh)	63	14	27	41	3-	20	2	1	3	0	142	9.9
		(Buf)	9	1	1	2	1-	2	0	0	0	0	8	12.5	
		(Total)	72	15	28	43	4-	22	2	1	3	0	150	10.0	
D	5	JASON WOOLLEY	80	10	33	43	16	62	4	0	2	1	154	6.5	
C	41	STU BARNES	(Pit)	64	20	12	32	12-	20	13	0	3	0	155	12.9
		(Buf)	18	0	4	4	1	10	0	0	0	0	25	.0	
		(Total)	81	20	16	36	11-	30	13	0	3	0	180	11.1	
C	19	BRIAN HOLZINGER	81	17	17	34	2	45	5	0	2	0	143	11.9	
D	44	ALEXEI ZHITNIK	81	7	26	33	6-	96	3	1	2	0	185	3.8	
R	25	VACLAV VARADA	72	7	24	31	11	61	1	0	1	0	123	5.7	
L	80	GEOFF SANDERSON	75	12	18	30	8	22	1	0	1	0	155	7.7	
D	8	DARRYL SHANNON	71	3	12	15	28	52	1	0	0	1	80	3.8	
D	42	RICHARD SMEHLIK	72	3	11	14	9-	44	0	0	0	0	61	4.9	
C	22	WAYNE PRIMEAU	67	5	8	13	6-	38	0	0	0	1	55	9.1	
C	9	*ERIK RASMUSSEN	42	3	7	10	6	37	0	0	0	0	40	7.5	
D	3	JAMES PATRICK	45	1	7	8	12	16	0	0	0	0	31	3.2	
D	4	RHETT WARRENER (Fla)	48	0	7	7	1-	64	0	0	0	0	33	.0	
		(Buf)	13	1	0	1	3	20	0	0	0	0	11	9.1	
		(Total)	61	1	7	8	2	84	0	0	0	0	44	2.3	
D	74	JAY MCKEE	72	0	6	6	20	75	0	0	0	0	57	.0	
L	17	RANDY CUNNEYWORTH	14	2	2	4	1	0	0	0	1	0	12	16.7	
R	32	ROB RAY	76	0	4	4	2-	261	0	0	0	0	23	.0	
L	24	PAUL KRUSE	43	3	0	3	0	114	0	0	0	0	33	9.1	
D	34	*J-LUC GRAND-PIERRE	16	0	1	1	0	17	0	0	0	0	11	.0	
D	21	MIKE HURLBUT	1	0	0	0	2	0	0	0	0	0	2	.0	
R	46	*DEAN SYLVESTER	1	0	0	0	1-	0	0	0	0	0	1	.0	
C	83	*DOMENIC PITTIS	3	0	0	0	0	2	0	0	0	0	1	.0	
D	29	*JASON HOLLAND	3	0	0	0	1-	8	0	0	0	0	2	.0	
D	6	*CORY SARICH	4	0	0	0	3	0	0	0	0	0	2	.0	
G	43	*MARTIN BIRON	6	0	0	0	0	0	0	0	0	0	0	.0	
G	30	DWAYNE ROLOSON	18	0	0	0	0	4	0	0	0	0	0	.0	
G	39	DOMINIK HASEK	64	0	0	0	0	14	0	0	0	0	0	.0	

NO.	GOALTENDER	GPI	MINS	AVG	W	L	T	EN	SO	GA	SA	SV%	G	A	PIM
39	DOMINIK HASEK	64	3817	1.87	30	18	14	2	9	119	1877	.937	0	0	14
43	*MARTIN BIRON	6	281	2.14	1	2	1	1	0	10	120	.917	0	0	0
30	DWAYNE ROLOSON	18	911	2.77	6	8	2	1	1	42	460	.909	0	0	4
	BUF TOTALS	82	5020	2.09	37	28	17	4	10	175	2461	.929			

* - rookie



BUFFALO SABRES 1998-99 GAME-BY-GAME STATS

Date	Opponent	#3 Patrick	#4 Warrenner	#5 Woolley	#8 Shannon	#9 Rasmussen	#15 Ward
10/10	@ DAL	0-0/0-0 E	NOR	0-0/2-5 E	0-0/0-1 E	ROCH	0-0/2-0 -1
10/12	@ COL	INJ	NOR	1-1/0-5 E	0-0/2-0 E	ROCH	0-0/0-1 +1
10/16	vs. FLA	INJ	NOR	0-1/2-2 E	0-0/0-0 E	ROCH	0-0/10-3 E
10/17	@ MTL	INJ	NOR	0-0/2-5 E	0-0/0-0 E	ROCH	1-1/0-3 +2
10/23	vs. WSH	0-0/0-0 E	NOR	0-0/0-3 -1	0-0/4-1 -1	ROCH	0-0/2-0 E
10/24	@ NYI	0-0/0-2 E	NOR	0-1/0-5 -1	0-0/2-1 -1	ROCH	1-0/0-2 -1
10/27	@ NYR	0-0/2-2 E	NOR	0-0/0-1 E	0-0/0-2 E	ROCH	0-0/0-1 E
10/30	vs. TOR	0-0/0-1 +1	NOR	0-0/2-2 F	0-0/0-0 +1	ROCH	DNP
10/31	@ TOR	0-0/0-0 E	NOR	0-1/0-3 +2	0-1/0-3 +3	ROCH	0-1/0-0 E
11/3	vs. BOS	0-0/0-0 E	NOR	0-1/0-2 +3	0-0/0-1 +2	ROCH	1-0/0-3 +1
11/7	@ PHI	0-0/0-1 +1	NOR	0-0/0-1 +1	0-0/0-1 +1	0-0/2-1 +2	0-0/0-2 E
11/10	vs. OTT	0-0/0-0 +1	NOR	1-0/4-2 +1	0-0/2-0 E	0-0/15-1 E	0-0/0-1 E
11/12	@ WSH	DNP	NOR	0-0/0-5 +2	0-0/0-1 E	0-0/0-1 E	1-0/0-1 +1
11/14	vs. CHI	DNP	NOR	0-2/0-3 +2	0-1/2-1 +2	0-1/0-1 +2	0-0/0-0 -1
11/20	vs. TOR	0-1/0-2 +3	NOR	0-2/2-4 +2	0-0/0-1 -1	ROCH	1-1/0-1 +2
11/21	@ TOR	DNP	NOR	0-0/2-3 -1	0-0/0-0 E	ROCH	0-0/0-0 -1
11/25	vs. NYR	0-0/0-0 E	NOR	0-0/2-0 -1	1-0/0-3 +3	ROCH	3-0/0-4 +2
11/28	@ FLA	0-0/2-0 E	NOR	0-0/0-0 -2	0-0/0-3 E	ROCH	0-0/0-1 -1
11/29	@ TB	0-1/0-0 +1	NOR	0-0/0-3 +2	0-0/0-3 +2	0-0/0-3 E	1-1/0-1 +2
12/2	vs. FLA	0-0/0-1 +1	NOR	0-0/0-2 -1	0-1/2-3 +1	0-0/0-1 E	1-0/0-3 +1
12/4	vs. PHI	0-0/0-0 E	NOR	0-1/0-1 +1	1-1/0-2 +1	0-0/0-1 E	0-0/0-0 E
12/5	@ NSH	0-0/0-1 +1	NOR	0-0/2-1 +1	0-1/0-1 +1	1-1/2-2 +2	0-0/0-0 E
12/8	@ STL	0-0/0-0 -1	NOR	0-1/4-2 +1	0-0/2-2 E	0-0/0-0 E	DNP
12/11	vs. NYR	0-0/0-1 E	NOR	0-0/2-4 F	0-0/0-1 E	0-1/0-1 +1	0-1/0-2 E
12/12	@ BOS	0-0/0-1 E	NOR	0-0/0-0 E	0-0/2-1 +2	0-0/0-0 E	0-1/0-0 +1
12/18	vs. MTL	0-0/2-0 E	NOR	0-1/0-0 +1	0-1/0-1 +2	0-0/0-0 E	1-2/2-1 +3
12/19	vs. CAR	0-0/2-1 -1	NOR	0-0/2-5 F	0-1/0-0 E	0-0/0-0 E	0-0/0-0 -2
12/21	@ CAR	DNP	NOR	1-2/2-5 +1	0-0/2-1 E	0-0/0-1 -1	0-1/0-3 +1
12/23	vs. TB	DNP	NOR	0-0/4-0 E	0-1/4-0 +1	0-0/0-0 E	0-1/2-1 E
12/26	@ NJ	0-0/0-0 +1	NOR	0-0/0-1 +1	0-0/2-0 +1	0-0/0-3 E	0-0/0-1 E
12/28	vs. NJ	0-0/0-1 E	NOR	0-1/2-4 -1	0-0/2-1 E	0-0/2-1 E	0-0/0-1 +1
12/30	vs. OTT	DNP	NOR	0-0/2-2 E	0-1/2-1 +2	0-1/0-2 +1	0-1/0-2 -1
1/1	vs. ANA	0-0/0-2 -2	NOR	0-0/0-3 F	0-0/0-2 E	0-0/2-0 E	0-0/0-2 -2
1/2	vs. CGY	0-0/0-0 +1	NOR	0-1/2-1 +1	0-2/0-3 +2	1-0/0-4 +1	2-1/0-3 +1
1/6	@ ANA	0-0/0-0 E	NOR	0-0/0-3 E	0-0/0-2 E	0-1/0-0 +1	0-2/0-1 +1
1/7	@ LA	0-0/0-0 E	NOR	0-0/0-1 E	0-0/0-1 E	0-0/0-0 E	0-2/2-0 -1
1/9	@ SJ	0-0/0-1 E	NOR	0-2/0-1 -1	0-0/2-0 E	0-0/2-0 E	0-0/0-2 -1
1/11	@ PHO	DNP	NOR	0-0/2-1 E	0-0/0-1 E	DNP	0-0/2-1 E
1/13	vs. STL	DNP	NOR	0-0/0-0 -1	0-0/2-2 +1	0-0/0-1 E	0-0/0-1 E
1/15	vs. BOS	0-0/0-0 +1	NOR	0-0/0-2 +1	0-0/0-1 E	DNP	0-0/0-0 E
1/16	@ OTT	DNP	NOR	0-1/2-2 E	0-0/4-1 E	0-0/0-1 -1	0-0/0-0 E
1/18	@ FLA	0-0/0-1 +1	NOR	0-0/0-5 +1	DNP	0-0/0-1 +1	0-0/2-0 E
1/19	@ TB	DNP	NOR	0-0/0-0 E	0-0/4-1 -1	0-0/0-2 -2	0-0/0-2 E
1/26	vs. PHO	0-0/0-2 E	NOR	0-1/0-1 E	0-0/4-1 E	0-0/0-1 E	0-0/2-0 E
1/28	vs. NSH	0-0/2-0 E	NOR	0-0/0-2 -2	DNP	0-0/0-0 +1	1-0/0-1 +1
1/30	vs. LA	0-0/2-0 +2	NOR	0-0/0-2 +2	0-0/2-3 E	DNP	0-0/0-1 +1
2/2	@ PIT	0-0/2-3 E	NOR	1-0/2-2 -1	0-0/0-1 +1	DNP	0-0/0-3 -1
2/3	vs. COL	DNP	NOR	0-1/4-2 -2	0-0/0-0 E	0-0/0-3 E	1-0/0-6 -1
2/6	@ MTL	DNP	NOR	0-1/0-5 E	0-0/0-1 E	DNP	0-1/2-0 E
2/7	@ WSH	0-0/2-0 E	NOR	0-0/0-0 E	0-0/0-2 E	0-0/0-0 E	0-0/2-0 E
2/9	@ OTT	DNP	NOR	0-0/2-2 F	0-0/0-1 +1	ROCH	0-1/0-3 +1
2/11	vs. MTL	DNP	NOR	0-2/0-1 +1	0-0/0-0 +1	ROCH	0-1/4-2 +1
2/13	vs. NYI	DNP	NOR	0-0/0-3 -1	0-0/0-2 -1	0-0/0-0 E	0-0/0-2 E
2/15	vs. CAR	1-1/0-1 +1	NOR	0-0/0-3 E	0-0/0-1 E	0-0/0-3 +1	0-0/0-3 +1
2/17	vs. TOR	0-0/0-1 E	NOR	0-0/0-3 E	0-0/2-2 -1	0-0/10-2 E	1-0/0-1 -1
2/19	vs. SJ	0-2/0-0 -1	NOR	0-1/0-1 +4	DNP	0-0/0-1 E	0-0/0-1 -1
2/21	vs. DET	0-1/0-1 E	NOR	0-1/0-1 E	DNP	0-0/0-1 E	0-0/0-0 E
2/24	@ CGY	0-0/0-0 E	NOR	1-1/0-3 +1	DNP	0-0/0-2 -1	0-1/0-5 -1
2/26	@ EDM	INJ	NOR	0-0/0-1 -2	0-1/0-1 +1	0-0/0-1 -1	0-0/2-1 -1
2/28	@ VAN	0-0/0-2 E	NOR	0-0/0-2 F	0-0/2-1 +1	DNP	0-0/0-0 E
3/3	vs. EDM	0-0/0-2 +1	NOR	1-1/0-1 +1	0-0/0-1 -2	ROCH	0-0/0-2 +1
3/5	vs. DAL	DNP	NOR	0-0/0-0 E	0-0/0-0 E	ROCH	0-0/0-0 +1
3/7	vs. PHI	DNP	NOR	0-0/0-1 -1	1-0/0-2 E	ROCH	0-0/2-2 E
3/8	@ CAR	0-0/0-1 E	NOR	0-0/0-1 E	0-0/0-1 -2	ROCH	0-1/0-1 -1
3/11	vs. TB	DNP	NOR	0-1/0-5 +1	0-0/2-2 +1	ROCH	0-0/0-0 -3
3/13	vs. BOS	DNP	NOR	0-0/0-1 +1	0-0/0-0 +1	ROCH	0-1/0-1 +1
3/15	vs. NYI	DNP	NOR	0-0/0-3 E	0-0/0-0 E	ROCH	0-0/0-0 E
3/19	@ NYR	DNP	NOR	0-1/2-0 +1	0-0/2-1 E	ROCH	0-0/0-0 E
3/23	@ NJ	DNP	NOR	0-0/0-0 E	0-0/0-0 E	ROCH	DNP
3/24	@ DET	DNP	NOR	0-0/0-0 E	0-0/2-2 +1	ROCH	0-0/4-1 -1
3/27	@ PIT	DNP	NOR	0-0/2-0 E	0-0/0-1 E	ROCH	0-0/0-2 E
3/28	vs. PIT	DNP	NOR	0-0/0-1 +2	0-0/0-1 -1	DNP	1-1/0-2 +2
3/31	@ CHI	DNP	NOR	0-0/5-1 -1	0-0/0-1 -1	ROCH	1-0/0-2 E
4/3	@ MTL	DNP	NOR	0-0/2-0 -1	0-0/0-0 E	ROCH	0-0/0-1 E
4/5	vs. PIT	DNP	NOR	0-0/0-3 +1	1-0/0-3 E	ROCH	1-0/0-2 +1
4/6	@ NYI	DNP	NOR	1-0/0-3 E	1-1/0-1 E	ROCH	0-1/2-1 +1
4/9	vs. FLA	DNP	NOR	0-0/0-0 +1	1-1/0-1 E	DNP	0-0/0-0 +1
4/10	@ OTT	0-1/0-0 +1	NOR	0-0/0-0 E	0-0/0-1 E	DNP	1-0/0-1 +1
4/13	@ PHI	DNP	NOR	0-0/7-0 -1	0-0/6-0 E	DNP	1-1/0-1 +2
4/14	vs. NJ	0-0/0-0 -1	NOR	0-0/2-1 +1	0-0/0-1 -1	DNP	INJ
4/17	@ BOS	DNP	NOR	0-0/2-1 +1	INJ	0-0/0-0 E	0-0/0-1 -1
4/18	vs. WSH	DNP	NOR	0-0/0-1 E	1-1/0-1 +2	0-0/0-0 +2	0-0/0-1 E

SKATERS KEY: Goals-Assists-PIM-Shots Plus/Minus
GOALIES KEY: Shots-Saves-Empty Net Goals/Minutes Played
ABBREVIATIONS: DNP - Did Not Play (Healthy Scratch or Backup)
INJ - Injured or Illness

ROCH - Rochester (with AHL Affiliate)
SUSP - Suspended
NOR - Not on Roster

BUFFALO SABRES 1998-99 GAME-BY-GAME STATS

Date	Opponent	#17 Cumneyworth	#18 Groszek	#19 Holzinger	#22 Primeau	#24 Kruse	#25 Varada
10/10	@ DAL	ROCH	0-0/0-1 E	0-0/2-0 E	0-0/0-0 E	0-0/0-0 E	0-0/0-2 -1
10/12	@ COL	ROCH	0-1/0-3 E	0-0/0-0 E	DNP	0-0/12-0 E	0-1/0-0 +1
10/16	vs. FLA	ROCH	1-0/0-1 E	0-0/0-2 -1	DNP	0-0/0-0 E	0-0/0-4 -1
10/17	@ MTL	ROCH	0-2/2-3 -1	1-0/0-2 E	0-0/0-0 +1	0-0/5-0 E	1-1/0-2 +1
10/23	vs. WSH	ROCH	0-0/0-3 -1	0-0/0-0 E	0-0/0-2 E	0-0/0-2 E	0-0/0-1 E
10/24	@ NYI	ROCH	0-0/2-3 -1	1-0/0-4 F	1-0/0-2 E	0-0/0-1 E	0-1/0-3 -1
10/27	@ NYR	ROCH	0-0/0-1 E	0-0/2-1 E	0-0/0-0 E	0-0/5-1 E	0-0/2-3 F
10/30	vs. TOR	ROCH	1-0/2-2 +2	1-0/0-2 +1	0-0/2-0 E	0-0/4-2 E	0-0/0-1 E
10/31	@ TOR	ROCH	0-0/7-2 -2	0-1/0-2 +3	0-0/0-1 -1	0-0/0-2 E	0-0/0-0 E
11/3	vs. BOS	ROCH	1-1/4-3 +3	0-0/0-4 -1	DNP	0-0/0-0 E	0-0/2-3 +1
11/7	@ PHI	0-0/0-1 E	0-0/0-0 -1	1-0/0-2 +1	INJ	INJ	0-0/4-0 E
11/10	vs. OTT	0-0/0-1 E	0-1/2-0 +1	0-0/2-4 F	INJ	INJ	0-0/2-1 E
11/12	@ WSH	0-0/0-2 E	0-1/0-3 +1	0-0/0-1 E	INJ	INJ	0-0/0-1 +1
11/14	vs. CHI	DNP	2-1/2-0 +2	1-2/0-3 +2	INJ	0-0/24-1 E	0-0/0-0 -1
11/20	vs. TOR	ROCH	1-0/12-3 +1	0-2/0-1 +2	0-0/0-2 -1	INJ	0-1/2-1 +1
11/21	@ TOR	ROCH	0-0/2-1 E	0-0/0-0 -1	0-0/0-1 E	INJ	0-0/2-2 -1
11/25	vs. NYR	ROCH	0-0/2-2 E	0-0/0-2 E	0-0/0-2 E	INJ	0-2/2-3 +2
11/28	@ FLA	ROCH	1-0/24-1 E	1-0/0-3 E	0-0/0-1 -1	0-0/0-0 E	0-0/0-3 -2
11/29	@ TB	0-0/0-0 E	1-1/0-3 +2	0-0/0-3 E	0-0/0-0 E	INJ (R.R.)	0-1/0-2 +2
12/2	vs. FLA	0-0/0-0 +1	0-0/2-4 E	0-0/0-3 E	1-0/0-1 E	INJ (R.R.)	0-0/0-0 +1
12/4	vs. PHI	DNP	0-0/2-0 E	0-0/0-0 E	1-0/7-1 +1	0-1/5-1 +1	0-1/0-0 +1
12/5	@ NSH	DNP	1-0/0-6 +1	1-0/0-3 +1	0-0/2-0 E	INJ (R.R.)	0-0/0-0 +1
12/8	@ STL	DNP	0-0/2-2 +1	0-0/2-0 E	INJ (R.R.)	INJ (R.R.)	0-0/0-2 E
12/11	vs. NYR	DNP	0-0/0-1 E	0-0/2-0 F	INJ (R.R.)	INJ (R.R.)	1-1/2-2 +1
12/12	@ BOS	0-0/0-0 -1	0-2/0-2 +1	1-0/0-1 +1	INJ (R.R.)	INJ (R.R.)	0-0/4-2 +1
12/18	vs. MTL	ROCH	0-1/0-1 E	1-0/0-2 E	INJ (R.R.)	INJ (R.R.)	1-0/3-3 +1
12/19	vs. CAR	ROCH	0-1/0-3 +2	0-0/0-2 F	0-0/0-0 E	INJ (R.R.)	0-0/0-1 -2
12/21	@ CAR	ROCH	0-1/0-3 +1	0-0/2-1 +1	0-0/2-1 E	INJ (R.R.)	0-0/3-0 -1
12/23	vs. TB	ROCH	0-1/0-0 +1	1-0/0-1 E	0-0/0-4 E	INJ (R.R.)	0-0/5-0 E
12/26	@ NJ	ROCH	0-2/0-4 +2	0-0/2-0 F	0-0/0-2 E	INJ (R.R.)	0-0/0-1 E
12/28	vs. NJ	ROCH	0-0/0-2 -3	0-1/0-3 E	0-0/5-0 -2	DNP	0-0/2-1 +1
12/30	vs. OTT	ROCH	0-0/4-0 E	0-0/0-1 E	0-0/0-0 E	DNP	0-1/2-1 -1
1/1	vs. ANA	ROCH	0-0/12-0 E	0-0/0-4 -1	0-0/12-0 E	DNP	0-0/0-1 -2
1/2	vs. CGY	ROCH	1-1/0-3 +1	1-1/0-2 +1	0-1/0-1 +1	DNP	0-0/0-1 E
1/6	@ ANA	ROCH	1-0/2-1 -1	0-0/0-0 E	0-0/0-3 E	DNP	1-1/2-5 +1
1/7	@ LA	ROCH	0-0/0-0 E	INJ (flu)	0-0/0-1 -1	0-0/0-0 -1	1-1/2-3 -1
1/9	@ SJ	ROCH	0-0/0-1 E	0-0/0-3 E	0-0/0-2 E	0-0/0-1 E	0-0/0-1 E
1/11	@ PHO	ROCH	0-0/0-2 -1	0-0/0-2 E	0-0/0-0 E	0-0/2-1 E	0-0/2-0 E
1/13	vs. STL	ROCH	0-0/0-4 E	0-1/0-0 +1	INJ	0-0/0-0 -1	1-0/2-2 +1
1/15	vs. BOS	ROCH	0-0/2-0 F	1-0/0-2 E	0-0/0-0 E	DNP	0-0/0-0 E
1/16	@ OTT	ROCH	0-0/0-3 E	0-0/0-0 E	DNP	DNP	0-0/0-0 -1
1/18	@ FLA	ROCH	0-1/0-5 +1	0-1/0-1 E	0-1/0-0 +1	DNP	1-0/2-1 +1
1/19	@ TB	ROCH	0-0/0-2 E	0-0/0-3 -1	0-0/0-0 E	0-0/0-0 E	0-0/0-1 E
1/26	vs. PHO	ROCH	0-1/0-2 E	0-0/0-0 E	0-0/0-0 E	DNP	0-0/0-6 F
1/28	vs. NSH	ROCH	0-0/4-0 E	0-0/0-3 -2	0-0/0-1 -1	DNP	0-1/0-2 +1
1/30	vs. LA	ROCH	0-0/2-0 E	1-1/0-2 +2	0-0/2-3 E	0-0/5-1 E	0-0/2-2 +1
2/2	@ PIT	ROCH	0-1/2-2 +1	1-0/2-4 F	0-0/0-0 -1	0-0/0-3 E	1-1/2-2 -2
2/3	vs. COL	ROCH	0-1/0-3 -1	0-0/0-1 E	DNP	DNP	0-1/0-3 +1
2/6	@ MTL	ROCH	1-0/0-1 E	0-0/0-2 -1	0-0/0-0 E	0-0/5-1 E	0-1/0-2 E
2/7	@ WSH	ROCH	0-0/0-1 -3	0-1/0-3 +1	0-0/2-0 E	0-0/0-1 E	0-0/0-1 E
2/9	@ OTT	0-0/0-2 E	0-0/0-3 E	0-0/0-2 E	1-0/0-3 +1		

BUFFALO SABRES 1998-99 GAME-BY-GAME STATS

Date	Opponent	#27 Peca	#32 Ray	#34 Grand-Pierre	#37 Brown	#41 Barnes	#42 Smelelik
10/10	@ DAL	0-0/14-1	0-0/5-1 E	ROCH	0-0/2-2 E	NOR	0-0/0-1 -1
10/12	@ COL	1-0/0+1	0-0/10-0 E	ROCH	0-1/0-1 E	NOR	0-1/2-1 +1
10/16	vs. FLA	0-0/4-3 -1	0-0/0-0 E	ROCH	0-0/0-2 E	NOR	SUSP
10/17	@ MTL	1-1/0-1 -1	0-0/7-0 E	ROCH	0-0/0-3 -1	NOR	0-0/2-1 E
10/23	vs. WSH	0-0/2-3 E	0-0/2-0 E	ROCH	0-0/0-4 -1	NOR	0-0/2-1 E
10/24	@ NYI	0-2/2-0 -1	0-1/4-0 +1	ROCH	1-0/0-2 E	NOR	0-1/0-0 E
10/27	@ NYR	0-0/0-2 E	0-0/0-0 E	ROCH	0-0/0-1 E	NOR	0-0/0-1 E
10/30	vs. TOR	0-0/0-2 E	0-0/12-0 E	ROCH	0-0/0-0 E	NOR	0-2/0-2 +1
10/31	@ TOR	1-0/2-4 E	0-1/0-0 +1	ROCH	DNP	NOR	0-2/0-0 E
11/3	vs. BOS	0-1/2-4 +1	0-0/0-0 E	ROCH	1-0/0-2 +2	NOR	0-0/0-0 +1
11/7	@ PHI	0-1/0-1 +1	0-0/0-0 E	ROCH	0-0/0-1 -1	NOR	0-0/2-1 -1
11/10	vs. OTT	0-0/0-2 E	0-0/0-0 E	ROCH	1-0/0-4 +2	NOR	0-0/2-0 E
11/12	@ WSH	0-0/0-3 +1	0-0/2-0 E	ROCH	0-0/0-1 +1	NOR	0-0/0-0 E
11/14	vs. CHI	0-0/0-0 -1	0-0/5-1 E	ROCH	0-2/2-4 +2	NOR	0-0/0-3 -1
11/20	vs. TOR	0-0/0-2 E	0-0/0-0 -1	ROCH	1-1/0-3 +2	NOR	0-0/4-0 +1
11/21	@ TOR	0-0/0-0 -1	0-0/0-0 E	ROCH	0-1/0-1 +1	NOR	0-0/0-0 E
11/25	vs. NYR	0-2/0-0 +3	0-0/0-1 E	ROCH	0-0/0-0 -1	NOR	0-0/0-0 E
11/28	@ FLA	0-0/0-6 E	0-0/25-0 E	ROCH	0-1/12-2 E	NOR	INJ (L.R.)
11/29	@ TB	2-0/0-5 +1	SUSP	ROCH	1-2/2-3 +3	NOR	INJ (L.R.)
12/2	vs. FLA	0-1/0-4 +1	SUSP	ROCH	0-0/0-1 E	NOR	INJ (L.R.)
12/4	vs. PHI	0-0/0-4 +1	SUSP	ROCH	0-0/0-2 E	NOR	INJ (L.R.)
12/5	@ NSH	0-0/0-0 +1	SUSP	ROCH	0-1/0-0 +1	NOR	INJ (L.R.)
12/8	@ STL	0-0/4-0 -1	0-0/0-0 E	ROCH	2-0/0-2 +1	NOR	INJ (L.R.)
12/11	vs. NYR	1-0/0-3 +1	0-0/12-1 E	ROCH	0-0/0-4 E	NOR	0-0/0-0 -1
12/12	@ BOS	1-0/0-1 +1	0-0/4-0 E	ROCH	0-2/2-2 +1	NOR	0-0/0-0 -1
12/18	vs. MTL	0-1/0-2 +2	0-0/0-0 E	ROCH	1-0/2-2 +1	NOR	0-1/0-2 E
12/19	vs. CAR	0-0/0-7 -2	0-0/0-1 E	ROCH	1-0/4-3 +2	NOR	0-0/6-2 E
12/21	@ CAR	1-0/0-2 -1	0-0/0-0 E	ROCH	0-1/0-2 +1	NOR	0-1/0-2 E
12/23	vs. TB	0-0/0-3 E	0-0/0-1 E	ROCH	0-0/0-1 E	NOR	0-0/2-0 E
12/26	@ NJ	0-0/0-0 E	0-0/5-1 E	ROCH	0-1/0-1 +2	NOR	0-0/0-0 E
12/28	vs. NJ	2-1/0-4 +1	0-0/15-0 -2	ROCH	1-0/0-4 -3	NOR	0-1/0-5 -2
12/30	vs. OTT	1-0/0-3 -1	0-0/0-0 E	ROCH	0-0/0-2 +1	NOR	0-0/0-0 -2
1/1	vs. ANA	0-0/0-3 -3	0-0/7-1 E	ROCH	0-2/0-2 E	NOR	DNP
1/2	vs. CGY	1-2/0-5 E	0-0/5-0 +1	ROCH	0-1/0-0 +1	NOR	0-0/0-2 E
1/6	@ ANA	1-0/0-2 E	0-0/5-0 E	ROCH	0-0/0-0 -1	NOR	0-0/0-0 +1
1/7	@ LA	1-0/0-2 -1	DNP	ROCH	0-0/0-0 E	NOR	0-0/0-2 -2
1/9	@ SJ	1-1/0-4 -1	0-0/12-0 E	ROCH	0-1/0-6 E	NOR	0-0/2-1 E
1/11	@ PHO	0-0/0-2 E	0-0/0-0 E	ROCH	0-0/0-1 -1	NOR	0-0/0-0 -1
1/13	vs. STL	1-0/0-3 E	0-0/2-0 -1	ROCH	0-0/2-0 E	NOR	0-0/0-0 -1
1/15	vs. BOS	0-0/0-2 E	0-0/0-1 E	ROCH	1-0/0-1 +2	NOR	0-1/0-1 E
1/16	@ OTT	0-0/2-1 -1	0-0/0-0 E	ROCH	0-1/0-1 E	NOR	0-0/0-0 -1
1/18	@ FLA	1-0/0-5 +1	0-1/0-0 +1	ROCH	0-1/2-1 +1	NOR	0-0/0-0 +1
1/19	@ TB	0-0/4-0 E	0-0/0-0 E	ROCH	0-0/0-2 E	NOR	0-0/2-0 -1
1/26	vs. PHO	0-0/0-3 E	0-0/0-1 E	ROCH	1-0/0-2 E	NOR	0-0/0-1 E
1/28	vs. NSH	0-1/0-4 +1	0-0/5-0 -1	ROCH	0-0/0-3 E	NOR	1-0/0-3 -1
1/30	vs. LA	2-0/0-5 +2	0-0/0-1 E	ROCH	0-0/0-0 E	NOR	0-1/0-0 +1
2/2	@ PIT	0-0/0-2 -2	0-0/0-2 E	ROCH	0-0/0-4 -1	NOR	0-0/0-0 -1
2/3	vs. COL	0-0/2-2 E	0-0/0-0 E	ROCH	1-0/0-1 E	NOR	0-0/0-1 E
2/6	@ MTL	1-0/0-5 E	0-0/4-1 E	ROCH	0-0/0-0 E	NOR	0-0/0-1 -1
2/7	@ WSH	0-0/0-1 E	INJ	ROCH	0-0/0-1 -3	NOR	0-0/2-2 -2
2/9	@ OTT	0-1/2-3 +1	0-0/0-0 E	ROCH	0-0/0-1 E	NOR	0-0/2-1 E
2/11	vs. MTL	0-0/0-0 E	0-0/7-0 E	ROCH	0-1/2-1 +1	NOR	0-0/0-0 E
2/13	vs. NYI	0-0/2-2 -1	0-0/0-1 +1	ROCH	INJ	NOR	DNP
2/15	vs. CAR	1-1/0-4 +2	0-0/12-1 -1	ROCH	INJ	NOR	0-0/2-0 E
2/17	vs. TOR	0-1/2-1 -1	0-0/5-0 E	ROCH	0-0/2-2 +1	NOR	0-0/0-2 +1
2/19	vs. SJ	0-0/2-1 -1	0-0/0-0 E	ROCH	0-0/2-1 +4	NOR	0-0/0-1 E
2/21	vs. DET	1-0/0-2 +1	0-0/0-0 -1	ROCH	0-0/4-3 -2	NOR	0-0/0-1 E
2/24	@ CGY	0-1/0-1 E	0-0/0-1 E	ROCH	0-0/0-2 E	NOR	0-0/0-0 -1
2/26	@ EDM	0-0/2-2 -1	0-0/27-0 E	ROCH	0-0/0-2 -2	NOR	0-0/0-0 +1
2/28	@ VAN	0-0/2-0 E	0-0/0-0 +1	DNP	0-0/0-2 +1	NOR	0-0/0-1 +1
3/3	vs. EDM	2-0/0-6 +2	0-0/5-0 -1	ROCH	0-1/2-2 -1	NOR	0-0/0-3 +1
3/5	vs. DAL	1-0/0-6 E	0-0/0-0 E	ROCH	0-0/2-1 E	NOR	0-0/2-0 E
3/7	vs. PHI	0-0/0-3 E	0-0/0-0 E	ROCH	0-1/0-2 +1	NOR	0-0/0-0 E
3/8	@ CAR	0-0/0-4 -2	0-0/10-0 E	ROCH	0-0/0-3 E	NOR	0-0/0-2 -3
3/11	vs. TB	0-0/2-3 -2	0-0/0-0 E	ROCH	0-0/0-0 -1	NOR	0-0/0-0 -3
3/13	vs. BOS	1-0/0-2 +1	0-0/2-0 E	ROCH	0-0/2-1 +1	0-0/2-0 +1	0-0/0-0 +1
3/15	vs. NYI	0-1/2-0 E	0-0/0-0 E	ROCH	0-0/2-0 E	0-0/2-0 +1	0-0/2-0 +1
3/19	@ NYR	0-1/2-5 E	0-0/0-0 E	ROCH	0-0/0-0 +1	0-1/0-5 E	0-0/2-0 E
3/23	@ NJ	0-0/0-2 E	0-0/0-0 E	ROCH	0-1/5-0 F	0-0/4-0 -1	0-0/2-1 E
3/24	@ DET	0-0/0-3 -1	0-0/0-0 E	ROCH	0-0/0-0 E	0-0/0-2 E	0-0/0-1 -2
3/27	@ PIT	0-0/0-3 E	0-0/0-0 E	DNP	0-0/0-1 -1	0-1/0-1 -1	0-0/0-0 E
3/28	vs. PIT	0-1/2-4 +1	0-0/4-0 E	INJ	0-0/2-0 F	0-0/0-1 E	0-0/0-0 E
3/31	@ CHI	0-0/0-1 -1	0-0/0-1 -1	0-0/2-0 F	0-0/2-4 E	0-0/2-0 E	0-0/0-0 +1
4/3	@ MTL	0-1/0-0 +1	0-0/15-0 E	DNP	0-0/0-1 E	0-0/0-0 -1	0-0/0-0 E
4/5	vs. PIT	0-1/0-1 +2	0-0/0-0 E	DNP	0-1/0-1 +1	1-0/0-2 +1	1-0/0-1 +1
4/6	@ NYI	0-2/0-2 +1	0-1/0-1 +1	DNP	0-0/2-0 E	0-0/0-0 E	0-0/0-1 +1
4/9	vs. FLA	1-0/17-5 E	0-0/10-0 E	0-0/2-2 +1	0-0/0-0 E	0-0/0-0 -1	0-0/0-2 E
4/10	@ OTT	0-0/0-1 +1	0-0/2-0 E	SUSP	0-0/0-3 E	0-0/6-2 E	0-0/2-0 E
4/13	@ PHI	0-1/0-3 +1	0-0/0-0 E	0-0/0-0 E	0-0/0-1 E	0-0/0-1 E	1-1/0-2 +2
4/14	vs. NJ	0-1/6-2 +1	0-0/12-0 E	0-0/0-1 E	0-1/2-0 -1	0-0/0-2 E	0-0/0-0 E
4/17	@ BOS	0-1/0-3 +1	0-0/0-0 E	0-0/0-0 -1	0-0/0-2 -1	0-0/0-2 -1	0-0/0-3 -1
4/18	vs. WSH	0-1/0-1 E	0-0/2-0 E	INJ	0-0/2-2 E	0-0/0-0 E	0-0/0-3 E

SKATERS KEY:
GOALS KEY:
ABBREVIATIONS:

Goals-Assists/PIM-Shots Plus/Minus
Shots-Saves-Empty Net Goals/Minutes Played
DNP - Did Not Play (Healthy Scratch or Backup)
INJ - Injured or Sick

ROCH - Rochester (with AHL Affiliate)
SUSP - Suspended
NOR - Not on Roster

BUFFALO SABRES 1998-99 GAME-BY-GAME STATS

Date	Opponent	#44 Zhitnik	#74 McKee	#80 Sawarson	#81 Satan	#90 Juneau
10/10	@ DAL	0-1/4-6 -1	0-0/0-1 E	1-0/0-4 +1	0-1/0-1 E	NOR
10/12	@ COL	1-0/0-3 +1	0-0/2-2 E	0-0/0-2 E	0-0/4-0 E	NOR
10/16	vs. FLA	0-0/2-3 E	0-0/2-0 E	0-0/0-2 E	0-1/0-2 +1	NOR
10/17	@ MTL	0-0/0-2 E	0-0/0-0 E	0-0/0-1 -1	0-1/0-0 -2	NOR
10/23	vs. WSH	0-0/0-2 E	0-0/0-3 E	0-0/2-1 E	0-0/2-0 E	NOR
10/24	@ NYI	0-0/2-2 E	0-0/0-1 E	0-1/0-4 +1	0-1/2-0 -1	NOR
10/27	@ NYR	0-0/2-3 E	0-0/0-1 E	0-0/2-2 E	0-0/0-2 E	NOR
10/30	vs. TOR	0-0/2-0 E	0-1/0-1 +1	0-1/0-2 E	0-2/0-2 +2	NOR
10/31	@ TOR	1-2/4-4 E	INJ	3-0/1-3 +4	1-1/0-1 -1	NOR
11/3	vs. BOS	0-0/0-1 E	0-1/0-0 E	0-0/0-4 +1	1-1/2-4 +2	NOR
11/7	@ PHI	0-0/2-2 E	0-0/0-1 E	0-0/0-1 -1	0-1/0-3 +1	NOR
11/10	vs. OTT	0-0/4-1 E	0-0/4-0 E	0-0/0-1 E	1-0/0-2 +1	NOR
11/12	@ WSH	1-1/2-5 +1	0-0/0-3 +1	1-1/0-3 +2	1-0/0-2 +1	NOR
11/14	vs. CHI	0-0/0-2 +2	0-0/0-1 E	0-0/0-1 +1	0-0/0-1 +1	NOR
11/20	vs. TOR	1-0/0-1 E	0-0/0-2 -1	0-0/0-1 -1	0-0/0-0 E	NOR
11/21	@ TOR	0-0/0-0 -1	0-0/0-3 +3	0-1/0-1 -1	0-0/0-5 E	NOR
11/25	vs. NYR	0-0/2-1 -1	0-0/0-0 E	0-1/2-1 -1	INJ (flu)	NOR
11/28	@ FLA	INJ	0-2/0-2 +1	0-0/0-4 E	0-0/0-0 E	NOR
11/29	@ TB	0-1/2-1 +1	0-0/0-1 +1	0-0/0-0 E	0-0/2-0 -1	NOR
12/2	vs. FLA	0-0/0-0 E	0-0/6-0 +1	1-1/0-1 +1	0-0/2-4 +2	NOR
12/4	vs. PHI	0-1/4-3 +2	0-0/2-0 +1	0-0/0-1 E	0-0/2-1 +1	NOR
12/5	@ NSH	0-1/4-2 -1	0-0/0-0 E	0-0/0-1 -1	0-2/0-1 +1	NOR
12/8	@ STL	0-0/0-1 +1	0-0/0-3 E	0-0/0-2 E	0-0/0-4 E	NOR
12/11	vs. NYR	0-0/2-4 +1	0-0/0-0 +3	0-0/0-0 +1	2-0/0-5 +1	NOR
12/12	@ BOS	0-0/0-1 -1	0-1/2-0 +2	0-0/0-1 -1	0-0/0-4 E	NOR
12/18	vs. MTL	0-0/2-6 +1	0-0/2-0 E	0-0/3-2 E	1-1/0-5 +2	NOR
12/19	vs. CAR	0-0/0-2 E	0-0/0-0 E	0-0/0-1 E	2-1/0-4 +1	NOR
12/21	@ CAR	0-0/2-3 E	0-0/0-0 +1	0-0/0-3 E	1-0/0-3 +1	NOR
12/23	vs. TB	0-0/2-3 E	0-0/0-0 +2	0-0/0-2 E	2-0/2-4 +2	NOR
12/26	@ NJ	0-0/0-3 -3	0-0/0-2 E	0-0/0-1 -2	1-0/0-3 -1	NOR
12/28	vs. NJ	0-0/0-3 -2	0-0/0-0 +2	DNP	1-0/0-5 +1	NOR
12/30	vs. OTT	0-0/0-1 -4	0-0/0-0 -3	0-0/0-2 -2	2-0/0-6 -1	NOR
1/1	vs. ANA	0-0/0-1 E	0-0/2-1 +2	0-1/0-2 +1	1-1/0-3 +1	NOR
1/2	vs. CGY	1-0/0-0 E	0-0/2-0 -1	0-0/0-0 E	0-1/0-2 -1	NOR
1/6	@ ANA	0-1/0-5 -2	0-0/0-0 E	0-0/0-2 E	0-0/0-3 E	NOR
1/7	@ LA	0-0/4-5 E	0-0/0-0 -1	DNP	1-0/0-3 -1	NOR
1/9	@ SJ	0-0/0-5 E	0-0/0-1 E	0-0/0-4 -1	0-0/0-4 -1	NOR
1/11	@ PHO	0-0/0-5 E	0-0/0-1 E	0-0/0-1 E	0-0/0-3 E	NOR
1/13	vs. STL	0-1/0-0 -1	0-0/0-0 +1	0-1/4-4 E	0-0/0-3 E	NOR
1/15	vs. BOS	0-1/2-4 E	0-0/2-0 E	0-0/0-4 E	0-1/0-2 +1	NOR
1/16	@ OTT	1-0/0-4 E	0-0/2-0 -1	0-0/0-0 E	0-0/2-1 E	NOR
1/18	@ FLA	0-2/8-7 +1	0-0/3-4 +1	1-0/0-2 +1	0-0/0-1 E	NOR
1/19	@ TB	0-0/2-0 -2	0-0/0-1 +1	INJ	1-0/0-1 -1	NOR
1/26	vs. PHO	0-0/0-2 E	0-0/0-0 E	0-0/0-4 E	0-0/2-1 E	NOR
1/28	vs. NSH	0-0/0-1 -1	0-0/2-2 +1	0-0/0-6 -1	0-0/0-2 -1	NOR
1/30	vs. LA	1-0/0-2 +1	0-0/0-2 E	0-3/0-2 +2	0-0/0-4 E	NOR
2/2	@ PIT	0-1/0-2 -2	0-0/0-0 +1	0-0/0-3 E	1-0/2-3 E	NOR
2/3	vs. COL	0-0/2-3 -1	0-0/2-1 E	0-0/2-5 E	1-1/0-6 E	NOR
2/6	@ MTL	0-1/0-1 E	0-0/2-0 -1	0-0/0-2 E	1-0/0-6 E	NOR
2/7	@ WSH	0-0/0-3 -1	0-0/0-1 -1	0-0/2-1 +1	0-0/0-1 E	NOR
2/9	@ OTT	0-0/2-3 E	0-0/2-4 +1	0-0/0-1 E	0-0/0-1 E	NOR
2/11	vs. MTL	0-0/2-0 E	DNP	0-0/0-1 E	1-1/0-4 +1	NOR
2/13	vs. NYI	0-0/2-1 +2	0-0/0-0 +2	0-0/0-0 E	1-0/10-6 E	NOR
2/15	vs. CAR	0-1/2-0 +1	INJ (L.R.)	0-0/0-2 -1	0-0/0-2 E	NOR
2/17	vs. TOR	0-1/0-1 +1	INJ (L.R.)	0-0/0-1 +1	INJ	NOR
2/19	vs. SJ	0-0				

BUFFALO SABRES 1998-99 GAME-BY-GAME STATS

Date	Opponent	#30		#39		#43	
		Rolsson	Hasck	Rolsson	Hasck	Rolsson	Hasck
10/10	@ DAL	DNP	26-22-0/60:00		ROCH		
10/12	@ COL	DNP	32-32-0/59:57		ROCH		
10/16	vs. FLA	DNP	34-32-0/65:00		ROCH		
10/17	@ MTL	DNP	35-32-0/60:00		ROCH		
10/23	vs. WSH	DNP	36-35-0/58:57		ROCH		
10/24	@ NYI	DNP	28-23-0/59:27		ROCH		
10/27	@ NYR	DNP	16-16-0/65:00		ROCH		
10/30	vs. TOR	DNP	37-36-0/60:00		ROCH		
10/31	@ TOR	DNP	33-30-0/60:00		ROCH		
11/3	vs. BOS	DNP	20-18-0/59:56		ROCH		
11/7	@ PHI	DNP	37-35-0/65:00		ROCH		
11/10	vs. OTT	DNP	40-38-0/65:00		ROCH		
11/12	@ WSH	DNP	23-23-0/60:00		ROCH		
11/14	vs. CHI	6-6-0/19:54	15-14-0/40:00		ROCH		
11/20	vs. TOR	DNP	33-32-0/60:00		ROCH		
11/21	@ TOR	DNP	31-29-0/60:00		ROCH		
11/25	vs. NYR	DNP	26-24-0/60:00		ROCH		
11/28	@ FLA	30-26-0/40:00	17-15-0/20:00		ROCH		
11/29	@ TB	DNP	33-30-0/60:00		ROCH		
12/2	vs. FLA	DNP	28-27-0/59:55		ROCH		
12/4	vs. PHI	DNP	31-31-0/60:00		ROCH		
12/5	@ NSH	DNP	37-36-0/60:00		ROCH		
12/8	@ STL	DNP	43-41-0/65:00		ROCH		
12/11	vs. NYR	DNP	16-16-0/59:56		ROCH		
12/12	@ BOS	DNP	37-36-0/60:00		ROCH		
12/18	vs. MTL	DNP	38-36-0/60:00		ROCH		
12/19	vs. CAR	DNP	20-17-0/59:11		ROCH		
12/21	@ CAR	DNP	20-19-0/59:57		ROCH		
12/23	vs. TB	DNP	38-38-0/60:00		ROCH		
12/26	@ NJ	DNP	34-34-0/60:00		ROCH		
12/28	vs. NJ	11-9-1/38:38	6-2-0/20:22		ROCH		
12/30	vs. OTT	ROCH	44-41-0/62:24	DNP	ROCH		
1/1	vs. ANA	DNP	31-24-0/59:55		ROCH		
1/2	vs. CGY	32-31-0/59:49	DNP		ROCH		
1/6	@ ANA	DNP	25-23-0/60:29		ROCH		
1/7	@ LA	24-20-0/60:00	DNP		ROCH		
1/9	@ SJ	DNP	26-24-0/64:59		ROCH		
1/11	@ PHO	DNP	22-21-0/59:41		ROCH		
1/13	vs. STL	DNP	30-26-0/58:23		ROCH		
1/15	vs. BOS	DNP	34-33-0/60:00		ROCH		
1/16	@ OTT	DNP	39-38-0/65:00		ROCH		
1/18	@ FLA	DNP	33-33-0/60:00		ROCH		
1/19	@ TB	DNP	32-30-0/59:34		ROCH		
1/26	vs. PHO	DNP	25-24-0/64:59		ROCH		
1/28	vs. NSH	DNP	31-27-0/60:00		ROCH		
1/30	vs. LA	DNP	26-25-0/60:00		ROCH		
2/2	@ PIT	DNP	28-24-1/59:47		ROCH		
2/3	vs. COL	DNP	34-30-1/59:27		ROCH		
2/6	@ MTL	19-16-0/59:12	DNP		ROCH		
2/7	@ WSH	DNP	34-31-0/59:23		ROCH		
2/9	@ OTT	DNP	37-36-0/65:00		ROCH		
2/11	vs. MTL	DNP	37-35-0/60:00		ROCH		
2/13	vs. NYI	DNP	18-16-0/65:00		ROCH		
2/15	vs. CAR	DNP	38-36-0/60:00		ROCH		
2/17	vs. TOR	DNP	29-26-0/64:01		ROCH		
2/19	vs. SJ	32-30-0/60:00	INJ (I.R.)	DNP	ROCH		
2/21	vs. DET	38-34-0/65:00	INJ (I.R.)	DNP	ROCH		
2/24	@ CGY	35-33-0/64:57	INJ (I.R.)	DNP	ROCH		
2/26	@ EDM	17-14-0/20:00	INJ (I.R.)	22-19-0/39:57	ROCH		
2/28	@ VAN	15-15-0/60:00	INJ (I.R.)	DNP	ROCH		
3/3	vs. EDM	13-9-0/31:34	INJ (I.R.)	12-12-1/28:15	ROCH		
3/5	vs. DAL	DNP	INJ (I.R.)	27-26-0/60:00	ROCH		
3/7	vs. PHI	DNP	INJ (I.R.)	31-30-0/65:00	ROCH		
3/8	@ CAR	27-23-0/32:32	INJ (I.R.)	7-7-0/27:28	ROCH		
3/11	vs. TB	DNP	INJ (I.R.)	21-16-0/60:00	ROCH		
3/13	vs. BOS	32-31-0/59:56	INJ (I.R.)	DNP	ROCH		
3/15	vs. NYI	24-23-0/60:00	INJ (I.R.)	DNP	ROCH		
3/19	@ NYR	DNP	29-27-0/61:15		ROCH		
3/23	@ NJ	DNP	32-31-0/65:00		ROCH		
3/24	@ DET	30-28-0/59:41	INJ	DNP	ROCH		
3/27	@ PIT	DNP	32-31-0/65:00		ROCH		
3/28	vs. PIT	DNP	22-19-0/62:27		ROCH		
3/31	@ CHI	DNP	25-23-0/59:00		ROCH		
4/3	@ MTL	DNP	24-22-0/58:38		ROCH		
4/5	vs. PIT	DNP	26-25-0/60:00		ROCH		
4/6	@ NYI	41-38-0/59:52	DNP		ROCH		
4/9	vs. FLA	DNP	29-28-0/60:00		ROCH		
4/10	@ OTT	DNP	18-17-0/65:00		ROCH		
4/13	@ PHI	DNP	33-31-0/65:00		ROCH		
4/14	vs. NJ	34-32-0/59:34	DNP		ROCH		
4/17	@ BOS	DNP	29-27-0/64:46		ROCH		
4/18	vs. WSH	DNP	25-25-0/59:57		ROCH		

SKATERS KEY: Goals-Assists/PIM-Shots Play/Minus ROCH - Rochester (with AHL affiliate)
 GOALIES KEY: Shots-Saves-Faulty Net Goals/Minutes Played SUNP - Suspended
 ABBREVIATIONS: DNP - Did Not Play (Healthy Scratch or Backup) NOR - Not on Roster
 INJ - Injured or Sick

SABRES 1998-99 SCORING BREAKDOWN

Player	Even-Strength			Power-Play			Short-Handed			Home				Road						
	G	A	TP	G	A	TP	G	A	TP	GP	G	A	TP	PIM +/-	GP	G	A	TP	IM	
x-Barnaby	4	9	13	0	5	5	0	0	0	22	2	6	8	88	-4	22	2	8	10	55
Barnes	0	3	3	0	1	1	0	0	0	7	0	1	1	2	+1	10	0	3	3	8
Biron	0	0	0	0	0	0	0	0	0	4	0	0	0	0	0	2	0	0	0	0
Brown	10	25	35	5	5	10	1	1	2	38	11	17	28	26	+20	40	5	14	19	30
Cunneynworth	2	2	4	0	0	0	0	0	0	8	1	2	3	0	+1	6	1	0	1	0
Grand-Pierre	0	1	1	0	0	0	0	0	0	8	0	0	0	10	+3	8	0	1	1	7
Grosek	16	22	38	4	8	12	0	0	0	39	12	17	29	53	+19	37	8	13	21	49
Hasek	0	0	0	0	0	0	0	0	0	31	0	0	0	8	0	33	0	0	0	6
Holland	0	0	0	0	0	0	0	0	0	1	0	0	0	0	0	2	0	0	0	8
Holzinger	12	11	23	5	5	10	0	1	1	41	10	11	21	23	-1	40	7	6	13	22
Hurlbut	0	0	0	0	0	0	0	0	0	0	0	0	0	0	0	1	0	0	0	0
x - Juneau	1	0	1	0	1	1	0	0	0	2	0	1	1	2	+1	7	1	0	1	0
Kruse	3	0	3	0	0	0	0	0	0	19	3	0	3	46	+1	24	0	0	0	68
McKee	0	5	5	0	0	0	0	1	1	34	0	3	3	49	+16	38	0	3	3	26
x - Ndur	0	0	0	0	0	0	0	0	0	3	0	0	0	5	0	5	0	0	0	11
Patrick	1	7	8	0	0	0	0	0	0	24	1	5	6	8	+7	21	0	2	2	8
Peca	17	19	36	10	9	19	0	1	1	41	15	16	31	45	+11	41	12	13	25	36
Pittis	0	0	0	0	0	0	0	0	0	2	0	0	0	2	0	1	0	0	0	2
x - Plante	4	8	12	0	2	2	0	1	1	23	1	9	10	10	0	18	3	2	5	2
Primeau	5	7	12	0	1	1	0	0	0	33	2	6	8	30	-5	34	3	2	5	8
Rasmussen	3	7	10	0	0	0	0	0	0	22	1	4	5	31	+6	20	2	3	5	6
Ray	0	4	4	0	0	0	0	0	0	39	0	0	0	124	-6	37	0	4	4	137
Rolsson	0	0	0	0	0	0	0	0	0	9	0	0	0	2	0	9	0	0	0	2
Sanderson	11	13	24	1	5	6	0	0	0	38	5	11	16	12	+3	37	7	7	14	10
Sarich	0	0	0	0	0	0	0	0	0	3	0	0	0	0	+3	1	0	0	0	0
Satan	24	18	42	13	8	21	3	0	3	41	22	17	39	28	+25	40	18	9	27	16
x - Shannon	2	10	12	1	2	3	0	0	0	35	3	9	12	28	+14	36	0	3	3	24
Smehlik	3	10	13	0	1	1	0	0	0	35	2	6	8	24	+1	37	1	5	6	20
x - Sylvester	0	0	0	0	0	0	0	0	0	1	0	0	0	0	-1	0	0	0	0	0
Varada	6	21	27	1	3	4	0	0	0	34	3	15	18	29	+12	38	4	9	13	32
Ward	17	18	35	2	6	8	1	0	1	39	14	10	24	24	+9	39	6	14	20	20
Warrener	1	0	1	0	0	0	0	0	0	5	0	0	0	2	+5	8	1	0	1	18
x - Wilson	1	2	3	0	0	0	0	0	0	20	1	2	3	37	+6	10	0	0	0	10
Woolley	6	17	23	4	16	20	0	0	0	40	5	19	24	28	+12	40	5	14	19	34
Zhitnik	3	13	16	3	13	16	1	0	1	41	3	9	12	30	0	40	4	17	21	66

Key: (BUFFALO TOTALS ONLY)

Totals for Even-Strength, Power-Play & Short-Handed: Goals-Assists-Points

Totals for Home & Road Games: Games Played-Goals-Assists-Points-Penalty Minutes-Plus/Minus

x - no longer with team

SABRES FACT

The milestone goals in team history:

1,000th Sabre goal	11/16/74	Rick Martin vs. Boston
2,000th Sabre goal	12/22/77	Rene Robert vs. Pittsburgh
3,000th Sabre goal	2/11/81	Ric Seiling vs. Winnipeg
4,000th Sabre goal	2/19/84	Bill Hajt vs. Hartford
5,000th Sabre goal	11/15/87	Doug Smith vs. Toronto
6,000th Sabre goal	2/19/91	Christian Ruutu vs. Pittsburgh
7,000th Sabre goal	1/27/95	Dale Hawerchuk vs. Quebec
8,000th Sabre goal	3/28/99	Alexi Zhitnik vs. Pittsburgh
1,000th Sabre goal allowed	3/2/74	Bill Flett of Philadelphia
2,000th Sabre goal allowed	11/12/78	Bob Miller of Boston
3,000th Sabre goal allowed	10/31/82	Mark Hunter of Montreal
4,000th Sabre goal allowed	3/21/86	Uli Hiemer of New Jersey
5,000th Sabre goal allowed	11/25/89	Jeff Brown of Quebec
6,000th Sabre goal allowed	3/10/93	Scott Pearson of Quebec
7,000th Sabre goal allowed	2/7/98	Shayne Corson of Montreal



SABRES SCORING BY HALVES OF SEASON

Player	1st Half 1998-99 Season				2nd Half 1998-99 Season				Totals for 1998-99 Season			
	GP	G	A	Pts	GP	G	A	Pts	GP	G	A	Pts
Miroslav Satan	40	18	16	34	41	22	10	32	81	40	26	66
Michael Peca	41	16	13	29	41	11	16	27	82	27	29	56
Michal Grosek	41	11	18	29	35	9	12	21	76	20	30	50
Curtis Brown	40	11	18	29	38	5	13	18	78	16	31	47
Dixon Ward	40	13	16	29	38	7	8	15	78	20	24	44
Joe Juneau	0	0	0	0	9	1	1	2	9	1	1	2
Jason Woolley	41	3	19	22	39	7	14	21	80	10	33	43
Stu Barnes	0	0	0	0	17	0	4	4	17	0	4	4
Brian Holzinger	40	13	7	20	41	4	10	14	81	17	17	34
Alexei Zhitnik	40	5	12	17	41	2	14	16	81	7	26	33
Vaclav Varada	41	6	12	18	31	1	12	13	72	7	24	31
Geoff Sanderson	39	8	9	17	36	4	9	13	75	12	18	30
Darryl Shannon	41	2	11	13	30	1	1	2	71	3	12	15
Richard Smehlik	32	0	9	9	40	3	2	5	72	3	11	14
Wayne Primeau	28	2	2	4	39	3	6	9	67	5	8	13
Erik Rasmussen	25	2	5	7	17	1	2	3	42	3	7	10
James Patrick	29	0	2	2	16	1	5	6	45	1	7	8
Rhett Warren	0	0	0	0	13	1	0	1	13	1	0	1
Jay McKee	40	0	6	6	32	0	0	0	72	0	6	6
Randy Cunneynworth	6	0	0	0	8	2	2	4	14	2	2	4
Rob Ray	36	0	2	2	40	0	2	2	76	0	4	4
Paul Kruse	16	0	0	0	27	3	0	3	43	3	0	3
J-Luc Grand-Pierre	0	0	0	0	16	0	1	1	16	0	1	1
Mike Hurlbut	1	0	0	0	0	0	0	0	1	0	0	0
Dean Sylvester	0	0	0	0	1	0	0	0	1	0	0	0
Domenic Pittis	2	0	0	0	1	0	0	0	3	0	0	0
Jason Holland	3	0	0	0	0	0	0	0	3	0	0	0
Cory Sarich	0	0	0	0	4	0	0	0	4	0	0	0
Martin Biron	0	0	0	0	6	0	0	0	6	0	0	0
Dwayne Roloson	5	0	0	0	13	0	0	0	18	0	0	0
Dominik Hasek	39	0	0	0	25	0	0	0	64	0	0	0
Goaltenders	GP	MIN	GA	GAA	GP	MIN	GA	GAA	GP	MIN	GA	GAA
Dominik Hasek	39	2273	72	1.90	25	1544	47	1.83	64	3817	119	1.87
Martin Biron	0	0	0	0	6	281	10	2.14	6	281	10	2.14
Dwayne Roloson	5	218	11	3.03	13	693	31	2.68	18	911	42	2.77

(BUFFALO TOTALS ONLY)

1998-99 SABRES REGULAR SEASON HIGHS/LOWS & STREAKS

TEAM SCORING

Most Goals Scored - Game
Most Goals Scored - Period
Most Goals Allowed - Game
Most Goals Allowed - Period
Largest Margin of Victory
Largest Margin of Defeat
Most Power-Play Goals - Game
Most Power-Play Opportunities - Game
Most Power-Play Goals Against - Game
Most Power-Play Opportunities Against - Game

7 - 1/2 vs. Calgary
4 - 1/30 vs. Los Angeles (3rd)
7 - 12/28 vs. New Jersey, 1/1 vs. Anaheim
4 - 1/1 vs. Anaheim (1st)
6 - 1/2 vs. Calgary (7-1 W)
5 - 1/1 vs. Anaheim (7-2 L)
3 - 1/2 vs. Calgary
11 - 10/17 at Montreal
3 - 10/10 at Dallas, 11/28 at Florida, 1/13 vs. St. Louis,
2/26 at Edmonton, 3/28 vs. Pittsburgh
9 - 11/28 at Florida

1998-99 SABRES REGULAR SEASON HIGHS/LOWS & STREAKS

SHOOTING

Most Shots Taken - Game
Most Shots Taken - Period
Fewest Shots Taken - Game
Fewest Shots Taken - Period
Most Shots Allowed - Game
Most Shots Allowed - Period
Fewest Shots Allowed - Game
Fewest Shots Allowed - Period

40 - 12/19 vs. Carolina, 12/28 vs. New Jersey, 2/3 vs. Colorado
20 - 2/3 vs. Colorado (3rd)
12 - 4/10 at Ottawa
0 - 1/16 at Ottawa (3rd)
47 - 11/28 at Florida
21 - 12/12 at Boston (2nd)
15 - 2/28 at Vancouver
1 - 2/28 at Vancouver (1st)

PENALTY MINUTES

Most Penalty Minutes - Game
Fewest Penalty Minutes - Game
Most Opponent Penalty Minutes - Game
Fewest Opponent Penalty Minutes - Game

84 - 11/28 at Florida
4 - 1/7 at Los Angeles, 2/21 vs. Detroit, 4/17 at Boston
66 - 10/17 at Montreal
2 - 2/21 vs. Detroit

TEAM STREAKS

Longest Winning Streak
Longest Unbeaten Streak
Longest Losing Streak
Longest Winless Streak

4 - 11/29 at Tampa Bay - 12/5 at Nashville
9 - 10/27 at N.Y. Rangers - 11/20 vs. Toronto (6-0-3)
4 - 2/2 at Pittsburgh - 2/7 at Washington
5 - 2/2 at Pittsburgh - 2/9 at Ottawa (0-4-1)

INDIVIDUAL HIGHS FOR A GAME

Most Goals

Most Assists
Most Points

3 - Geoff Sanderson, 10/31 at Toronto;
Dixon Ward, 11/25 vs. N.Y. Rangers
3 - Geoff Sanderson, 1/30 vs. Los Angeles
3 - Geoff Sanderson (3+0=3), 10/31 at Toronto,
(0+3=3), 1/30 vs. Los Angeles;
Alexei Zhitnik (1+2=3), 10/31 at Toronto;
Michal Grosek (2+1=3), 11/14 vs. Chicago;
Brian Holzinger (1+2=3), 11/14 vs. Chicago;
Dixon Ward (3+0=3), 11/25 vs. N.Y. Rangers,
(1+2=3), 12/18 vs. Montreal,
(2+1=3) 1/2 vs. Calgary;
Matthew Barnaby (1+2=3), 11/29 at Tampa Bay;
Curtis Brown (1+2=3), 11/29 at Tampa Bay, (1+2=3), 2/19
vs. San Jose;
Jason Woolley (1+2=3), 12/21 at Carolina;
Miroslav Satan (2+1=3), 12/21 at Carolina,
(1+2=3), 2/21 vs. Det., (2+1=3), 3/19 at N.Y.R.;
Michael Peca (2+1=3), 12/28 vs. New Jersey,
(1+2=3), 1/2 vs. Calgary

Most Penalty Minutes

Most Shots

Most Goals by Opponent

Most Assists by Opponent

Most Points by Opponent

Most Penalty Minutes by Opponent

Most Shots by Opponent

27 - Rob Ray (1 minor, 1 maj., 1 misc., 1 gm. misc.),
2/26 at Edmonton
7 - Michael Peca, 12/19 vs. Car.; Alexei Zhitnik, 1/18 at Fla.;
Geoff Sanderson, 4/14 vs. N.J.
3 - Teemu Selanne, 1/1 vs. Anaheim;
Vyacheslav Kozlov, 2/21 vs. Detroit
4 - Fredrik Olausson, 1/1 vs. Anaheim;
Jaromir Jagr, 2/2 at Pittsburgh
5 - Teemu Selanne (3+2=5), 1/1 vs. Anaheim;
Jaromir Jagr (1+4=5), 2/2 at Pittsburgh
32 - Sean Brown (1 minor, 2 maj., 2 gm. misc.),
2/26 at Edmonton
10 - Claude Lemieux, 10/12 at Colorado;
Peter Bondra, 10/23 vs. Washington



1998-99 TRANSACTIONS

MAY-SEPTEMBER

- 5/29 - Signed prospect **Cory Sarich** (D) to multi-year deal.
 6/18 - Acquired **Kay Whitmore** (G), a second-round draft choice in 1998 (Jaroslav Kristek) and future considerations from the San Jose Sharks in exchange for **Steve Shields** (G) and a fourth-round draft pick in 1998 (Miroslav Zalesak).
 6/26 - **Bob Boughner** (D) selected by the Nashville Predators in the 1998 Expansion Draft held in Buffalo.
 7/1 - Did not extend qualifying offer to **Kay Whitmore** (G), making goaltender an unrestricted free agent.
 7/9 - Agreed to terms on a multi-year contract with free agent **Dwayne Roloson** (G) from the Calgary Flames.
 7/22 - Agreed to terms on a multi-year contract with unrestricted free agent **Rob Ray** (RW).
 7/30 - Signed **Domenic Pittis** (C) and **Craig Fisher** (C) to professional contracts.
 7/31 - Agreed to terms on one-year contract with Group II free agent **Geoff Sanderson** (LW).
 8/7 - Signed Group II free agent **Brian Holzinger** (C) to a multi-year contract.
 8/12 - Signed Group II free agent **Paul Kruse** (LW) to a multi-year contract.
 8/27 - Agreed to terms on multi-year deal with free agent **Randy Cunneynworth** (LW) from the Ottawa Senators.
 8/31 - Signed **Steffon Walby** (RW) to professional contract.
 9/8 - Signed **Scott Nichol** (C) to new contract.
 9/11 - Signed **Rumun Ndur** (D) to new contract.
 9/24 - Assigned the following players to AHL affiliate Rochester: **Jeremy Adduono** (RW), **Daniel Bienvenu** (LW), **Matt Davidson** (RW), **Turrey DiRoberto** (C), **Mark Dutiaume** (LW), **Craig Fisher** (C), **Denis Hamel** (LW), **Dimitri Kalinin** (D), **Francois Method** (C), **Domenic Pittis** (C), **Cory Sarich** (D), **Dean Sylvester** (RW), **Alexei Tezikov** (D), **Darren Van Oene** (LW), **Steffon Walby** (RW) and **Mike Zanutto** (C).
 9/28 - Assigned **Martin Biron** (G) to Rochester (AHL).

OCTOBER

- 10/5 - Assigned **Randy Cunneynworth** (LW), **Jean-Luc Grand Pierre** (D) and **Scott Nichol** (C) to Rochester (AHL).
 10/7 - Agreed to terms with free agent **James Patrick** (D) from the Calgary Flames...Assigned **Mike Hurlbut** (D) to Rochester (AHL).
 10/8 - Agreed to terms with Group II free agent **Miroslav Satan** (L/RW).
 10/9 - Agreed to terms on multi-year deal with Group II free agent **Alexei Zhitnik** (D)...Assigned **Erik Rasmussen** (LW/C) to Rochester (AHL).
 10/22 - Assigned **Jason Holland** (D) to Rochester (AHL).

NOVEMBER

- 11/5 - Recalled **Randy Cunneynworth** (LW) and **Erik Rasmussen** (LW/C) from Rochester (AHL).
 11/15 - Reassigned **Randy Cunneynworth** (LW) and **Erik Rasmussen** (LW/C) to Rochester (AHL).
 11/21 - Placed **Richard Smehlik** (D) on I.R. list (bruised quadricep).
 11/24 - Recalled **Mike Hurlbut** (D) from Rochester (AHL).
 11/28 - Placed **Paul Kruse** (LW) on I.R. list (hip flexor/groin).
 11/29 - Recalled **Randy Cunneynworth** (LW) and **Erik Rasmussen** (LW/C) from Rochester (AHL).

DECEMBER

- 12/1 - Agreed to terms on multi-year contract with Group II free agent **Mike Wilson** (D).
 12/5 - Placed **Wayne Primeau** (C) on I.R. list (shoulder).
 12/6 - Reassigned **Mike Hurlbut** (D) to Rochester (AHL).
 12/10 - Recalled **Domenic Pittis** (C) from Rochester (AHL).
 12/11 - Activated **Richard Smehlik** (D) from I.R. list (bruised quadricep).
 12/13 - Reassigned **Randy Cunneynworth** (LW) and **Domenic Pittis** (C) to Rochester (AHL).
 12/16 - Recalled **Martin Biron** (G) from Rochester (AHL).
 12/18 - Reassigned **Martin Biron** (G) to Rochester (AHL)...**Rumun Ndur** (D) claimed off waivers by the N.Y. Rangers...Acquired second-round draft choice in 1999 from the Los Angeles Kings in exchange for **Donald Audette** (RW).
 12/19 - Activated **Wayne Primeau** (C) from I.R. list (shoulder).
 12/28 - Activated **Paul Kruse** (LW) from I.R. list (hip flexor/groin).
 12/30 - Recalled **Martin Biron** (G) from Rochester (AHL).
 12/31 - Reassigned **Martin Biron** (G) to Rochester (AHL).

JANUARY

- 1/6 - Signed prospect **Alexei Tezikov** (D) to professional contract and assigned to Rochester (AHL).
 1/20 - Reassigned **Erik Rasmussen** (LW/C) to Rochester (AHL).
 1/25 - Recalled **Erik Rasmussen** (LW/C) from Rochester (AHL).

FEBRUARY

- 2/8 - Recalled **Randy Cunneynworth** (LW) and **Cory Sarich** (D) from Rochester (AHL)...Reassigned **Erik Rasmussen** (LW/C) to Rochester (AHL).
 2/9 - Placed **Vaclav Varada** (RW) on I.R. list (ankle).
 2/13 - Recalled **Erik Rasmussen** (LW/C) from Rochester (AHL).
 2/13 - Placed **Jay McKee** (D) on I.R. list (foot).
 2/17 - Placed **Dominik Hasek** (G) on I.R. list (strained groin).
 2/18 - Recalled **Martin Biron** (G) from Rochester (AHL).
 2/19 - Recalled **Jean-Luc Grand-Pierre** (D) from Rochester (AHL) and reassigned **Cory Sarich** (D) to Americans.
 2/28 - Activated **Jay McKee** (D) from I.R. list (foot).

MARCH

- 3/1 - Reassigned **Jean-Luc Grand-Pierre** (D) and **Erik Rasmussen** (LW/C) to Rochester (AHL).
 3/5 - Activated **Vaclav Varada** (RW) from I.R. list (ankle).
 3/10 - Recalled **Jean-Luc Grand-Pierre** (D) from Rochester (AHL).
 3/11 - Acquired **Stu Barnes** (C) from the Pittsburgh Penguins in exchange for **Matthew Barnaby** (RW).
 3/19 - Reassigned **Martin Biron** (G) to Rochester (AHL) and activated **Dominik Hasek** (G) from I.R. list (strained groin).
 3/20 - Sent **Randy Cunneynworth** (LW) to Rochester (AHL) on conditioning assignment.
 3/23 - Acquired **Joe Juneau** (C/LW) along with a third-round draft choice from the Washington Capitals in exchange for **Alexei Tezikov** (D)...Acquired **Rhett Warrenner** (D) and a fifth-round draft pick from the Florida Panthers in exchange for **Mike Wilson** (D)...Acquired a second-round draft choice from the Dallas Stars in exchange for **Derek Plante** (C).
 3/24 - Recalled **Martin Biron** (G) from Rochester (AHL).
 3/26 - Reassigned **Martin Biron** (G) to Rochester (AHL).
 3/28 - Recalled **Domenic Pittis** (C) from Rochester (AHL) and reassigned same day.

APRIL

- 4/10 - Recalled **Erik Rasmussen** (LW/C) from Rochester (AHL).
 4/14 - Recalled **Dean Sylvester** (RW) from Rochester (AHL) on emergency basis.
 4/17 - Reassigned **Dean Sylvester** (RW) to Rochester (AHL).



SABRES LAST TIME

THE LAST TIME THE SABRES...

WON A HOME GAME IN OVERTIME:
3/28/99 vs. Pittsburgh (Dixon Ward)
LOST A HOME GAME IN OVERTIME:
2/17/99 vs. Toronto (Mats Sundin)

SHUT OUT AN OPPONENT AT HOME:
4/18/99 vs. Washington (3-0 by Dominik Hasek)
SHUT OUT OPPONENT ON THE ROAD:
2/28/99 at Vancouver (2-0 by Dwayne Roloson)

HAD TWO STRAIGHT SHUTOUTS:
12/23 & 12/26, 1998 (Dominik Hasek, 2-0 vs. T.B. & 2-0 at N.J.)

WON A 1-0 GAME AT HOME:
12/19/97 vs. Montreal (Dominik Hasek)
WON A 1-0 GAME ON THE ROAD:
3/27/98 at Edmonton (Dominik Hasek)

TIED A GAME IN THE FINAL MINUTE:
2/26/98 at Boston (Alexei Zhitnik)

SCORED 10 OR MORE GOALS AT HOME:
2/24/93 vs. Detroit (10-7)
SCORED 10 OR MORE GOALS ON THE ROAD:
3/8/90 at Boston (10-4)

RECORDED 50 OR MORE SHOTS:
10/11/92 vs. Montreal (50)
ALLOWED 50 OR MORE SHOTS:
4/19/98 vs. Ottawa (51)

WON BY FIVE OR MORE GOALS:
HOME: 1/2/99 (7-1 - Calgary)
ROAD: 11/20/97 (5-0 - Boston)

LAST SCORELESS TIE AT HOME:
10/15/86 vs. Montreal (Tom Barrasso/Patrick Roy)

HAD ONE PLAYER WITH A THREE-GOAL GAME:
HOME: 11/25/98 vs. N.Y. Rangers (Dixon Ward)
ROAD: 10/31/98 at Toronto (Geoff Sanderson)
SCORED TWO HAT TRICKS IN ONE GAME:
12/31/92 vs. N.Y. Rangers (Alexander Mogilny & Yuri Khmylev)

HAD A FOUR-GOAL GAME:
2/24/93 vs. Detroit (Alexander Mogilny)

HAD A FIVE-GOAL GAME:
2/6/86 at Boston (Dave Andreychuk)

SCORED A SHORT-HANDED GOAL:
3/15/99 vs. N.Y. Islanders (Miroslav Satan)
SCORED A GOAL WHILE TWO MEN SHORT:
1/30/90 at Quebec (Phil Housley)
SCORED TWO SHORT-HANDED GOALS IN ONE GAME:
3/19/98 vs. Florida (Michael Pecca, Alexei Zhitnik [2])

SCORED AN EMPTY NET GOAL:
HOME: 4/5/99 vs. Pittsburgh (Richard Smehlik)
ROAD: 2/28/99 at Vancouver (Michal Grosek)

SCORED ON A PENALTY SHOT:
4/11/98 at Ottawa (Dixon Ward scored vs. Damian Rhodes)
HAD A PENALTY SHOT:
4/11/98 at Ottawa (Dixon Ward scored vs. Damian Rhodes)

THE LAST TIME THE SABRES...

WON A ROAD GAME IN OVERTIME:
3/19/99 at N.Y. Rangers (Miroslav Satan)
LOST A ROAD GAME IN OVERTIME:
4/17/99 at Boston (Hal Gill)

WERE SHUTOUT AT HOME:
10/23/98 vs. Washington (1-0 by Olaf Kolzig)
WERE SHUTOUT ON THE ROAD:
1/11/99 at Phoenix (1-0 by Nikolai Khabibulin)

WERE SHUTOUT IN TWO STRAIGHT GAMES:
2/3 & 2/4, 1990 (1-0 at Mil. & 1-0 vs. N.Y. I.)

LOST A 1-0 GAME AT HOME:
10/23/98 vs. Washington (Olaf Kolzig)
LOST A 1-0 GAME ON THE ROAD:
1/11/99 at Phoenix (Nikolai Khabibulin)

ALLOWED THE TYING GOAL IN THE FINAL MINUTE:
12/30/98 vs. Ottawa (Shawn McEachern)

ALLOWED 10 OR MORE GOALS AT HOME:
Has not happened
ALLOWED 10 OR MORE GOALS ON THE ROAD:
3/12/88 at Calgary (10-4)

RECORDED 20 OR MORE SHOTS IN A PERIOD:
2/3/99 vs. Colorado (20 - 3rd)
ALLOWED 20 OR MORE SHOTS IN A PERIOD:
12/12/98 at Boston (21 - 2nd)

LOST BY FIVE OR MORE GOALS:
HOME: 1/1/99 (7-2 - Anaheim)
ROAD: 10/26/97 (6-1 - Phoenix)

LAST SCORELESS TIE ON THE ROAD:
10/27/98 at N.Y. Rangers (Dominik Hasek/Mike Richter)

ALLOWED A THREE-GOAL GAME:
HOME: 2/21/99 vs. Detroit (Vyacheslav Kozlov)
ROAD: 1/10/97 at Anaheim (Paul Kariya)
ALLOWED TWO HAT TRICKS IN ONE GAME:
11/22/87 vs. Los Angeles (Bernie Nicholls & Bob Carpenter)

ALLOWED A FOUR-GOAL GAME BY OPPOSING PLAYER:
4/13/97 vs. Washington (Jaroslav Svejkovsky)

(Sabres have never allowed a five-goal game by an opposing player.)

ALLOWED A SHORT-HANDED GOAL:
4/9/99 vs. Florida (Johan Garpenlov)
ALLOWED A GOAL WITH A TWO-MAN ADVANTAGE:
Has not happened in recent years
ALLOWED TWO SHORT-HANDED GOALS IN ONE GAME:
10/17/98 at Montreal (Benoit Brunet & Vincent Damphousse)

ALLOWED AN EMPTY NET GOAL:
HOME: 3/3/99 vs. Edmonton (Bill Guerin)
ROAD: 2/2/99 at Pittsburgh (Jaromir Jagr)

ALLOWED A GOAL ON A PENALTY SHOT:
10/7/97 vs. Dallas (Jere Lehtinen scored vs. Dominik Hasek)
STOPPED THE SHOOTER ON A PENALTY SHOT:
4/10/97 at Boston (Dominik Hasek stopped Jason Allison)

1998-99 REGULAR SEASON SCORES

NO.	DATE	OPP.	SCORE	W/L/T	RECORD	PP	PK	GOALIE	ATT.	GOALS by UNIF. NO.
										(in order scored)
1.	10/10	@ Dallas	1-4	L	0-1-0	1-6	3-8	Hasek	16,928	<u>80</u>
2.	10/12	@ Colorado	3-0	W	1-1-0	2-10	0-7	Hasek	16,061	<u>5(d)</u> ,27,44
3.	10/16	Florida	2-2	T	1-1-1	1-6	1-5	Hasek	18,595	80, <u>18</u>
4.	10/17	@ Montreal #	4-3	W	2-1-1	2-11	0-3	Hasek	20,132	<u>19,27</u> ,15,25(d)
5.	10/23	Washington	0-1	L	2-2-1	0-7	0-5	Hasek	16,526	—
6.	10/24	@ N.Y. Islanders #	4-5	L	2-3-1	1-6	1-4	Hasek	11,081	<u>37,22</u> ,15,19
7.	10/27	@ N.Y. Rangers	0-0	T	2-3-2	0-5	0-6	Hasek	18,200	—
8.	10/30	Toronto	4-1	W	3-3-2	1-3	0-6	Hasek	17,703	18,36(d), <u>26,19</u>
9.	10/31	@ Toronto	6-3	W	4-3-2	1-3	0-5	Hasek	15,726	<u>81,80,80</u> ,27(d),80,44(en)
10.	11/3	Boston	4-2	W	5-3-2	0-5	1-6	Hasek	14,523	15,81, <u>37(d)</u> ,18
11.	11/7	@ Philadelphia **	2-2	T	5-3-3	0-2	1-4	Hasek	19,584	80,19
12.	11/10	Ottawa #	2-2	T	5-3-4	0-5	1-8	Hasek	15,904	5,37(t),sh
13.	11/12	@ Washington #	2-0	W	6-3-4	0-2	0-6	Hasek	18,117	15(d),81
14.	11/14	Chicago	6-1	W	7-3-4	2-2	0-3	Hasek/Roloson	18,595	<u>19,44(d)</u> ,18,80,18,81
15.	11/20	Toronto #	4-1	W	8-3-4	0-4	0-5	Hasek	18,595	37,18(d), <u>36,15</u>
16.	11/21	@ Toronto #	1-2	L	8-4-4	0-5	0-3	Hasek	15,726	44(sh)
17.	11/25	N.Y. Rangers	4-2	W	9-4-4	1-2	1-3	Hasek	18,595	15,15, <u>15(d)</u> ,8
18.	11/28	@ Florida #	2-6	L	9-5-4	1-5	3-9	Hasek/Roloson	18,655	18, <u>19</u>
19.	11/29	@ Tampa Bay	6-3	W	10-5-4	0-3	1-3	Hasek	9,351	37,27,15, <u>36(d)</u> ,27,18
20.	12/2	Florida	2-1	W	11-5-4	0-4	0-4	Hasek	14,966	22,15(d)
21.	12/4	Philadelphia	3-0	W	12-5-4	1-5	0-7	Hasek	18,595	80(d), <u>8,19</u>
22.	12/5	@ Nashville	3-1	W	13-5-4	0-3	1-7	Hasek	15,535	18,19(d), <u>9(en)</u>
23.	12/8	@ St. Louis	2-2	T	13-5-5	1-6	1-8	Hasek	16,832	37, <u>37(t)</u>
24.	12/11	N.Y. Rangers	2-0	W	14-5-5	1-6	0-4	Hasek	17,739	27(d), <u>25(en)</u>
25.	12/12	@ Boston	4-1	W	15-5-5	1-4	0-6	Hasek	17,565	19,27(d), <u>81,81</u>
26.	12/18	Montreal	4-2	W	16-5-5	0-5	0-7	Hasek	18,051	19,25, <u>37(d)</u> ,15(sh)
27.	12/19	Carolina	2-3	L	16-6-5	0-6	1-7	Hasek	17,979	81,37
28.	12/21	@ Carolina	4-1	W	17-6-5	2-6	0-6	Hasek	7,655	<u>81,27(d)</u> ,5,81(en)
29.	12/23	Tampa Bay #	2-0	W	18-6-5	1-5	0-7	Hasek	17,149	<u>19(d)</u> ,81
30.	12/26	@ New Jersey	2-0	W	19-6-5	0-3	0-4	Hasek	19,040	81(d), <u>81(en)</u>
31.	12/28	New Jersey	4-7	L	19-7-5	2-6	2-5	Hasek/Roloson	18,595	27,27, <u>81(sh)</u> , <u>37</u>
32.	12/30	Ottawa #	2-3 *	L	19-8-5	0-3	1-4	Hasek	18,595	27,81
33.	1/1	Anaheim # **	2-7	L	19-9-5	1-4	2-4	Hasek	18,595	<u>81,81</u>
34.	1/2	Calgary	7-1	W	20-9-5	3-4	0-3	Roloson	16,419	15,81(d), <u>9,27,19,18,15</u>
35.	1/6	@ Anaheim	3-2 *	W	21-9-5	1-5	0-2	Hasek	15,002	25,18, <u>27(d)</u>
36.	1/7	@ Los Angeles	2-4	L	21-10-5	1-5	1-2	Roloson	10,821	25, <u>27</u>
37.	1/9	@ San Jose	2-2	T	21-10-6	2-7	1-5	Hasek	17,483	<u>81,27(t)</u>
38.	1/11	@ Phoenix #	0-1	L	21-11-6	0-3	0-3	Hasek	15,291	—
39.	1/13	St. Louis	2-4	L	21-12-6	1-10	3-7	Hasek	15,331	27,25
40.	1/15	Boston #	2-1	W	22-12-6	0-3	0-3	Hasek	18,595	19,37(d)
41.	1/16	@ Ottawa	1-1	T	22-12-7	1-4	0-7	Hasek	18,500	44

Key: power-play goals underlined (sh) short-handed goal (d) deciding goal (en) empty net goal (t) game-tying goal

* - overtime decision
** - afternoon game
- two referee game



1998-99 REGULAR SEASON SCORES

NO.	DATE	OPP.	SCORE	W/L/T	RECORD	PP	PK	GOALIE	ATT.	GOALS by UNIF. NO.	
										(in order scored)	
42.	1/18	@ Florida #	4-0	W	23-12-7	1-4	0-5	Hasek	17,661	36(d),80,25,27	
43.	1/19	@ Tampa Bay	1-2	L	23-13-7	0-3	0-6	Hasek	10,136	81(sh)	
44.	1/26	Phoenix #	1-1	T	23-13-8	1-4	1-4	Hasek	18,595	37(t)	
45.	1/28	Nashville	2-4	L	23-14-8	0-2	1-5	Hasek	18,595	42,15	
46.	1/30	Los Angeles	4-1	W	24-14-8	0-2	0-5	Hasek	18,595	19,44(d),27,27(en)	
47.	2/2	@ Pittsburgh #	3-5	L	24-15-8	1-3	2-6	Hasek	14,106	5,19,81	
48.	2/3	Colorado #	3-5	L	24-16-8	1-3	2-6	Hasek	16,220	15,81,37	
49.	2/6	@ Montreal	2-3	L	24-17-8	1-7	1-2	Roloson	21,273	18,27	
50.	2/7	@ Washington	1-3	L	24-18-8	0-4	0-4	Hasek	16,812	26	
51.	2/9	@ Ottawa #	1-1	T	24-18-9	0-7	1-5	Hasek	17,079	22(t)	
52.	2/11	Montreal #	5-2	W	25-18-9	0-4	0-6	Hasek	18,595	24,19,4(d),81,17	
53.	2/13	N.Y. Islanders	2-2	T	25-18-10	0-4	0-3	Hasek	18,595	81,24	
54.	2/15	Carolina #	3-2	W	26-18-10	0-4	0-5	Hasek	18,595	81,3,27(d)	
55.	2/17	Toronto	2-3 *	L	26-19-10	0-3	1-4	Hasek	18,595	15,81	
56.	2/19	San Jose	4-2	W	27-19-10	0-6	1-5	Roloson	18,595	80,81,18(d),37	
57.	2/21	Detroit **	4-4	T	27-19-11	1-1	1-2	Roloson	18,595	27,18,37,81	
58.	2/24	@ Calgary	2-2	T	27-19-12	0-4	0-4	Roloson	15,382	37,5(t)	
59.	2/26	@ Edmonton	3-6	L	27-20-12	0-3	3-7	Roloson/Biron	17,100	81,26,26	
60.	2/28	@ Vancouver #	2-0	W	28-20-12	0-3	0-4	Roloson	14,760	17(d),18(en)	
61.	3/3	Edmonton	3-5	L	28-21-12	0-5	1-4	Roloson/Biron	18,595	81,24	
62.	3/5	Dallas	2-1	W	29-21-12	1-6	0-3	Biron	18,595	22,27(d)	
63.	3/7	Philadelphia	1-1	T	29-21-13	0-6	0-3	Biron	18,595	8(t)	
64.	3/8	@ Carolina	1-4	L	29-22-13	1-4	0-3	Roloson/Biron	8,390	81	
65.	3/11	Tampa Bay	2-5	L	29-23-13	0-6	1-4	Biron	18,595	18,18	
66.	3/13	Boston	3-1	W	30-23-13	0-2	1-4	Roloson	18,595	27,18(d),19	
67.	3/15	N.Y. Islanders	2-1	W	31-23-13	1-5	1-8	Roloson	18,105	81,81(d),sh	
68.	3/19	@ N.Y. Rangers	3-2 *	W	32-23-13	2-4	2-7	Hasek	18,200	81,18,81(d)	
69.	3/23	@ New Jersey	1-1	T	32-23-14	0-2	0-2	Hasek	17,089	81(t)	
70.	3/24	@ Detroit	1-2	L	32-24-14	0-3	0-3	Roloson	19,983	90	
71.	3/27	@ Pittsburgh **	1-1	T	32-24-15	0-6	0-8	Hasek	16,984	18(t)	
72.	3/28	Pittsburgh **	4-3 *	W	33-24-15	2-5	3-7	Hasek	18,595	81,44,80,15(d)	
73.	3/31	@ Chicago	1-2	L	33-25-15	0-5	0-5	Hasek	15,892	15	
74.	4/3	@ Montreal	1-2	L	33-26-15	0-3	1-5	Hasek	21,273	80	
75.	4/5	Pittsburgh	3-1	W	34-26-15	0-4	0-4	Hasek	18,595	15,5(d),42(en)	
76.	4/6	@ N.Y. Islanders	4-3	W	35-26-15	2-3	2-5	Roloson	9,587	5,22,4,81(d)	
77.	4/9	Florida	3-1	W	36-26-15	1-6	0-5	Hasek	18,595	81,27(d),5	
78.	4/10	@ Ottawa	1-1	T	36-26-16	0-5	1-8	Hasek	18,500	15(t)	
79.	4/13	@ Philadelphia	2-2	T	36-26-17	0-3	1-5	Hasek	19,633	9,42	
80.	4/14	New Jersey	1-2	L	36-27-17	0-5	1-3	Roloson	18,595	81	
81.	4/17	@ Boston **	1-2 *	L	36-28-17	0-2	0-2	Hasek	17,565	81	
82.	4/18	Washington	3-0	W	37-28-17	1-3	0-2	Hasek	18,595	81,24,5	

Key: power-play goals underlined (sh) short-handed goal (d) deciding goal (en) empty net goal (t) game-tying goal

* - overtime decision
 ** - afternoon game
 # - two referee game

Attendance Breakdown

Home (41 games) 737,275 (17,983 avg.) - 28 sellouts
 Away (41 games) 660,690 (16,114 avg.)

1998-99 REGULAR SEASON



MIGHTY DUCKS OF ANAHEIM VS. BUFFALO SABRES



Summary: Won- 1 Lost- 1 Tied- 0

At **BUFFALO** Score
 Jan. 1, 1999 SABRES 2 MIGHTY DUCKS 7
 Attend. 18,595
 Goaltenders HASEK/HEBERT
 W/T Goal STEVE RUCCHIN

At **ANAHEIM** Score
 Jan. 6, 1999 SABRES 3 MIGHTY DUCKS 2
 Attend. 15,002
 Goaltenders HASEK/HEBERT
 W/T Goal MICHAEL PECA

Goals by Period:	1st	2nd	3rd	OT	Total	Shots by Period:	1st	2nd	3rd	OT	Total
SABRES	3	0	1	1	5	SABRES	16	19	16	1	52
MIGHTY DUCKS	5	2	2	0	9	MIGHTY DUCKS	25	15	16	0	56

Individual Scoring

SABRES	GP	G	A	TP	+/-	PP	SH	GW	GT	EN	S	Pctg	MIGHTY DUCKS	GP	G	A	TP	+/-	PP	SH	GW	GT	EN	S	Pctg		
MIROSLAV SATAN	2	2	1	3	2	0	1	0	0	0	8	25.0	TEEMU SELANNE	2	4	3	7	5	0	2	0	0	0	7	57.1		
MICHAL GROSEK	2	1	1	2	1	4	1	0	0	0	2	50.0	STEVE RUCCHIN	2	3	6	5	0	0	1	0	0	1	0	7	42.9	
VACLAV VARADA	2	1	1	2	1	2	0	0	0	0	6	16.7	PAUL KARIYA	2	0	4	5	0	0	0	0	0	0	0	0	13.0	
CURTIS BROWN	2	0	2	2	1	0	0	0	0	0	2	.0	FREDRIK OLAUSSON	2	0	4	4	5	0	0	0	0	0	0	0	4.0	
DIXON WARD	2	0	2	2	1	0	0	0	0	0	3	.0	RUSLAN SALEI	2	1	1	2	4	0	0	0	0	0	0	4	25.0	
ALEXEI ZHITNIK	2	0	2	2	4	0	0	0	0	0	1	.0	TRAVIS GREEN	2	1	0	1	2	0	0	0	0	0	0	3	33.3	
MICHAEL PECA	2	1	0	1	3	0	0	0	1	0	5	20.0	JOHAN DAVIDSSON	1	0	0	0	0	0	0	0	0	0	0	1	.0	
ERIK RASMUSSEN	2	0	1	1	1	2	0	0	0	0	0	.0	JASON MARSHALL	1	0	0	0	0	0	0	0	0	0	0	3	.0	
RICHARD SMEHLIK	1	0	0	0	1	0	0	0	0	0	0	.0	TOMAS SANDSTROM	1	0	0	0	0	4	0	0	0	0	0	2	.0	
MIKE WILSON	1	0	0	0	1	0	0	0	0	0	2	.0	PASCAL TREPANIER	1	0	0	0	0	0	0	0	0	0	0	0	.0	
MATTHEW BARNABY	2	0	0	0	1	0	0	0	0	0	1	.0	ANTTI AALTO	2	0	0	0	0	4	0	0	0	0	0	0	.0	
DOMINIK HASEK	2	0	0	0	0	2	0	0	0	0	0	.0	MATT CULLEN	2	0	0	0	0	0	0	0	0	0	0	2	.0	
BRIAN HOLZINGER	2	0	0	0	1	0	0	0	0	0	4	.0	TED DRURY	2	0	0	0	0	2	0	0	0	0	0	3	.0	
JAY MCKEE	2	0	0	0	4	2	0	0	0	0	0	.0	STU GRIMSON	2	0	0	0	1	9	0	0	0	0	0	1	.0	
JAMES PATRICK	2	0	0	0	2	0	0	0	0	0	2	.0	KEVIN HALLER	2	0	0	0	0	2	0	0	0	0	0	0	.0	
WAYNE PRIMEAU	2	0	0	0	0	12	0	0	0	0	3	.0	MARTY MCINNIS	2	0	0	0	1	0	0	0	0	0	0	2	.0	
ROB RAY	2	0	0	0	0	12	0	0	0	0	1	.0	JIM MCKENZIE	2	0	0	0	0	0	0	0	0	0	0	2	.0	
GEOFF SANDERSON	2	0	0	0	2	0	0	0	0	0	2	.0	JEFF NIELSEN	2	0	0	0	0	0	0	0	0	0	0	1	.0	
DARRYL SHANNON	2	0	0	0	0	0	0	0	0	0	4	.0	JAMIE PUSHOR	2	0	0	0	1	17	0	0	0	0	0	1	.0	
JASON WOOLLEY	2	0	0	0	0	0	0	0	0	0	6	.0	PAVEL TRNKA	2	0	0	0	0	0	0	0	0	0	0	0	.0	
Power-play:	2-9	22.2%												Power-play:	2-6	33.3%											
Penalty killing:	4-6	66.7%												Penalty killing:	7-9	77.8%											

Goaltending

SABRES	GP	MIN	GA	Avg	EN	SO	W	L	T	Shots	Save%	MIGHTY DUCKS	GP	MIN	GA	Avg	EN	SO	W	L	T	Shots	Save%
DOMINIK HASEK	2	120	9	4.5	0	0	1	1	0	56	.839	GUY HEBERT	2	120	5	2.5	0	0	1	1	0	52	.904



1998-99 REGULAR SEASON



BOSTON BRUINS VS. BUFFALO SABRES



Summary: Won-4 Lost-1 Tied-0

At BUFFALO	Score	Attend.	Goaltenders	W/T Goal
Nov. 3, 1998	SABRES 4 BRUINS 2	14,523	HASEK/ DAFEO	CURTIS BROWN
Jan. 15, 1999	SABRES 2 BRUINS 1	18,595	HASEK/ DAFEO	CURTIS BROWN
Mar. 13, 1999	SABRES 3 BRUINS 1	18,595	ROLOSON/ DAFEO	MICHAL GROSEK

At BOSTON	Score	Attend.	Goaltenders	W/T Goal
Dec. 12, 1998	SABRES 4 BRUINS 1	17,565	HASEK/ DAFEO	MICHAEL PECA
Apr. 17, 1999	SABRES 1 BRUINS 2	17,565	HASEK/ DAFEO	HAL GILL

Goals by Period:	1st	2nd	3rd	OT	Total	Shots by Period:	1st	2nd	3rd	OT	Total
SABRES	5	4	5	0	14	SABRES	42	42	36	1	121
BRUINS	1	2	3	1	7	BRUINS	52	59	39	2	152

Individual Scoring

SABRES	GP	G	A	TP	+	-	PP	SH	GW	GT	EN	S	Pctg	BRUINS	GP	G	A	TP	+	-	PP	SH	GW	GT	EN	S	Pctg		
MIROSLAV SATAN	5	4	3	7	6	4	1	0	0	0	0	14	28.6	STEVE HEINZE	5	2	1	3	3	-	4	2	0	0	0	15	13.3		
MICHAL GROSEK	4	2	3	5	5	6	0	0	1	0	0	7	28.6	HAL GILL	5	2	0	2	3	-	2	0	0	1	0	8	25.0		
CURTIS BROWN	5	2	3	5	4	0	0	2	0	0	0	8	25.0	ROB DIMAIO	5	0	2	2	2	-	6	0	0	0	0	0	10	0	
MICHAEL PECA	5	2	2	4	2	0	0	1	0	0	0	12	16.7	SERGEI SAMSONOV	5	0	2	2	1	-	0	0	0	0	0	0	13	0	
BRIAN HOLZINGER	5	3	0	3	0	0	0	0	0	0	0	11	27.3	JOE THORNTON	5	0	2	2	2	-	2	0	0	0	0	0	13	0	
DIXON WARD	5	1	2	3	2	0	0	0	0	0	0	5	20.0	LONDON WILSON	1	1	0	1	1	-	0	0	0	0	0	0	4	25.0	
GEOFF SANDERSON	5	0	2	2	2	0	0	0	0	0	0	11	0	P.J. AXELSSON	4	1	0	1	4	-	2	0	0	0	0	5	20.0		
MATTHEW BARNABY	2	0	1	1	2	0	0	0	0	0	0	2	0	DMITRI KHRISTICH	5	1	0	1	2	-	4	0	0	0	0	10	10.0		
DEREK PLANTE	2	0	1	1	2	0	0	0	0	0	0	4	0	CHRIS TAYLOR	2	0	1	1	0	-	0	0	0	0	0	1	0		
JAY MCKEE	4	0	1	1	3	2	0	0	0	0	0	4	0	ANSON CARTER	3	0	1	1	2	-	0	0	0	0	0	0	8	0	
JASON WOOLLEY	4	0	1	1	5	0	0	0	0	0	0	5	0	JASON ALLISON	5	0	1	1	4	-	0	0	0	0	0	0	9	0	
RICHARD SMEHLI	5	0	1	1	0	0	0	0	0	0	0	4	0	RAY BOURQUE	5	0	1	1	3	-	0	0	0	0	0	0	11	0	
VACLAV VARADA	5	0	1	1	2	6	0	0	0	0	0	7	0	TED DONATO	1	0	0	0	2	-	0	0	0	0	0	0	2	0	
ALEXEI ZHITNIK	5	0	1	1	1	4	0	0	0	0	0	11	0	PETER FERRARO	1	0	0	0	0	-	0	0	0	0	0	0	1	0	
R. CUNNEYWORTH	1	0	0	0	1	0	0	0	0	0	0	0	0	GRANT LEDYARD	1	0	0	0	2	-	0	0	0	0	0	0	1	0	
DOMENIC PITTIS	1	0	0	0	0	0	0	0	0	0	0	1	0	MARQUIS MATHIEU	1	0	0	0	1	-	2	0	0	0	0	0	1	0	
RHETT WARRENER	1	0	0	0	1	2	0	0	0	0	0	1	0	ANDRE SAVAGE	1	0	0	0	0	-	0	0	0	0	0	0	1	0	
MIKE WILSON	1	0	0	0	1	0	0	0	0	0	0	4	0	BRANDON SMITH	1	0	0	0	0	-	0	0	0	0	0	0	0	0	0
STU BARNES	2	0	0	0	2	0	0	0	0	0	0	2	0	MATTIAS TIMANDER	1	0	0	0	1	-	0	0	0	0	0	0	1	0	
J-LUC GRAND-PIERRE	2	0	0	0	0	0	0	0	0	0	0	2	0	DENNIS VASKE	1	0	0	0	1	-	2	0	0	0	0	0	0	0	0
ERIK RASMUSSEN	2	0	0	0	1	0	0	0	0	0	0	1	0	SHAWN BATES	2	0	0	0	0	-	0	0	0	0	0	0	4	0	
PAUL KRUSE	3	0	0	0	0	0	0	0	0	0	0	3	0	CAMERON MANN	2	0	0	0	0	-	0	0	0	0	0	0	0	0	0
JAMES PATRICK	3	0	0	0	1	0	0	0	0	0	0	1	0	TIM TAYLOR	3	0	0	0	2	-	0	0	0	0	0	0	7	0	
WAYNE PRIMEAU	3	0	0	0	2	0	0	0	0	0	0	0	0	KEN BAUMGARTNER	4	0	0	0	2	-	0	0	0	0	0	0	1	0	
ROB RAY	5	0	0	0	6	0	0	0	0	0	0	1	0	KEN BELANGER	4	0	0	0	2	-	4	0	0	0	0	0	6	0	
DARRYL SHANNON	5	0	0	0	5	2	0	0	0	0	0	3	0	DAVE ELLETT	4	0	0	0	2	-	0	0	0	0	0	0	7	0	
														KYLE MCLAREN	4	0	0	0	0	-	0	0	0	0	0	0	4	0	
														DARREN VAN IMPE	4	0	0	0	0	-	0	0	0	0	0	0	5	0	
														BYRON DAFEO	5	0	0	0	2	-	0	0	0	0	0	0	0	0	0
														DON SWEENEY	5	0	0	0	4	-	4	0	0	0	0	0	5	0	

Power-play: 1-16 6.3%
Penalty killing: 19-21 90.5%

Power-play: 2-21 9.5%
Penalty killing: 15-16 93.8%

Goaltending

SABRES	GP	MIN	GA	Avg	EN	SO	W	L	T	Shots	Save%	BRUINS	GP	MIN	GA	Avg	EN	SO	W	L	T	Shots	Save%
DOMINIK HASEK	4	245	6	1.5	0	0	3	1	0	120	.950	BYRON DAFEO	5	303	14	2.8	0	0	1	4	0	121	.884
DWAYNE ROLOSON	1	60	1	1.0	0	0	1	0	0	32	.969												

1998-99 REGULAR SEASON



CALGARY FLAMES VS. BUFFALO SABRES



Summary: Won-1 Lost-0 Tied-1

At BUFFALO	Score	Attend.	Goaltenders	W/T Goal
Jan. 2, 1999	SABRES 7 FLAMES 1	16,419	ROLOSON/ TREFILOV, GARNER	MIROSLAV SATAN

At CALGARY	Score	Attend.	Goaltenders	W/T Goal
Feb. 24, 1999	SABRES 2 FLAMES 2	15,382	ROLOSON/ BRATHWAITE	JASON WOOLLEY

Goals by Period:	1st	2nd	3rd	OT	Total	Shots by Period:	1st	2nd	3rd	OT	Total
SABRES	3	3	3	0	9	SABRES	18	21	22	2	63
FLAMES	1	0	2	0	3	FLAMES	23	20	23	1	67

Individual Scoring

SABRES	GP	G	A	TP	+	-	PP	SH	GW	GT	EN	S	Pctg	FLAMES	GP	G	A	TP	+	-	PP	SH	GW	GT	EN	S	Pctg		
DIXON WARD	2	2	2	4	0	2	0	0	0	0	0	8	25.0	JAROME IGINLA	2	2	0	2	1	0	0	0	0	0	0	8	25.0		
MICHAEL PECA	2	1	3	4	0	1	0	0	0	0	0	6	6.7	JEFF SHANTZ	2	1	1	2	1	0	0	0	0	0	0	0	4	25.0	
MICHAL GROSEK	2	1	2	3	1	0	0	0	0	0	0	4	25.0	THEODEN FLEURY	2	0	2	1	4	0	0	0	0	0	0	0	5	0	
JASON WOOLLEY	2	1	2	3	2	2	0	0	0	1	0	4	25.0	BOB BASSEN	2	0	1	1	1	-	0	0	0	0	0	0	3	0	
CURTIS BROWN	2	1	1	2	1	0	0	0	0	0	0	2	50.0	JASON WIEMER	2	0	1	1	1	-	19	0	0	0	0	0	6	0	
BRIAN HOLZINGER	2	1	1	2	1	0	0	0	0	0	0	4	25.0	TOMMY ALBELIN	1	0	0	0	2	-	0	0	0	0	0	0	2	0	
MIROSLAV SATAN	2	1	1	2	2	0	0	0	1	0	0	4	25.0	ANDREW CASSELS	1	0	0	0	2	-	0	0	0	0	0	0	1	0	
DARRYL SHANNON	1	0	2	2	2	0	0	0	0	0	0	3	0	ANDREI NAZAROV	1	0	0	0	0	-	0	0	0	0	0	0	1	0	
ERIK RASMUSSEN	2	1	0	1	1	0	0	0	0	0	0	4	25.0	CHRIS O'SULLIVAN	1	0	0	0	1	-	0	0	0	0	0	0	3	0	
MATTHEW BARNABY	0	1	1	1	1	1	0	0	0	0	0	3	0	GREG PANKIEWICZ	1	0	0	0	1	-	0	0	0	0	0	0	3	0	
WAYNE PRIMEAU	2	0	1	1	2	0	0	0	0	0	0	2	0	DAVE ROCHE	1	0	0	0	1	-	0	0	0	0	0	0	0	0	0
DEREK PLANTE	2	0	1	1	2	0	0	0	0	0	0	3	0	CORY STILLMAN	1	0	0	0	0	-	0	0	0	0	0	0	0	0	0
J-LUC GRAND-PIERRE	1	0	0	0	0	0	0	0	0	0	0	2	0	VALERI BURE	2	0	0	0	1	-	2	0	0	0	0	0	11	0	
PAUL KRUSE	1	0	0	0	4	0	0	0	0	0	0	0	0	STEVE DUBINSKY	2	0	0	0	2	-	0	0	0	0	0	0	2	0	
JAY MCKEE	1	0	0	0	2	2	0	0	0	0	0	1	0	DENIS GAUTHIER	2	0	0	0	2	-	0	0	0	0	0	0	1	0	
DEREK PLANTE	1	0	0	0	0	0	0	0	0	0	0	5	0	PHIL HOUSLEY	2	0	0	0	1	-	0	0	0	0	0	0	4	0	
VACLAV VARADA	1	0	0	0	0	0	0	0	0	0	0	1	0	CALE HULSE	2	0	0	0	1	-	0	0	0	0	0	0	2	0	
MIKE WILSON	1	0	0	0	1	2	0	0	0	0	0	1	0	TODD SIMPSON	2	0	0	0	1	-	5	0	0	0	0	0	0	0	0
JAMES PATRICK	2	0	0	0	1	0	0																						

1998-99 REGULAR SEASON



CAROLINA HURRICANES VS. BUFFALO SABRES



Summary: Won- 2 Lost- 2 Tied- 0

At	Score	Attend.	Goalenders	W/T Goal
Dec. 19, 1998	SABRES 2 HURRICANES 3	17,979	HASEK/ KIDD	KEVIN DINEEN
Feb. 15, 1999	SABRES 3 HURRICANES 2	18,595	HASEK/ IRBE	MICHAEL PECA

At	Score	Attend.	Goalenders	W/T Goal
Dec. 21, 1998	SABRES 4 HURRICANES 1	7,655	HASEK/ KIDD	MICHAEL PECA
March 8, 1999	SABRES 1 HURRICANES 4	8,390	ROLOSON, BIRON/ IRBE	KEITH PRIMEAU

Goals by Period:	1st	2nd	3rd	OT	Total	Shots by Period:	1st	2nd	3rd	OT	Total
SABRES	3	2	5	0	10	SABRES	39	48	54	0	141
HURRICANES	4	5	1	0	10	HURRICANES	44	41	27	0	112

Individual Scoring

SABRES	GP	G	A	TP	+/	PM	PP	SH	GW	GT	EN	S	Pctg	HURRICANES	GP	G	A	TP	+/	PM	PP	SH	GW	GT	EN	S	Pctg
MIROSLAV SATAN	4	5	2	7	4	0	2	0	0	0	1	17	29.4	KEITH PRIMEAU	4	2	2	4	3	0	0	0	1	0	0	8	25.0
MICHAEL PECA	4	2	1	3	3	0	1	0	2	0	0	17	11.8	ROBERT KRON	3	1	3	4	2	0	0	0	0	0	0	6	16.7
JASON WOOLLEY	3	1	2	3	1	4	0	0	0	0	0	11	9.1	MARTIN GELINAS	4	2	1	3	1	2	0	0	0	0	0	8	25.0
MICHAEL GROSEK	4	0	3	3	3	2	0	0	0	0	0	7	.0	NOLAN PRATT	4	0	3	7	4	0	0	0	0	0	0	2	.0
CURTIS BROWN	3	1	1	2	3	4	0	0	0	0	0	8	12.5	SEAN HILL	3	0	2	2	2	2	0	0	0	0	0	4	.0
JAMES PATRICK	3	1	1	2	2	0	0	0	0	0	0	3	33.3	GARY ROBERTS	4	0	2	2	2	17	0	0	0	0	0	8	.0
DIXON WARD	4	0	2	2	1	0	0	0	0	0	0	7	.0	GLEN WESLEY	4	0	2	2	2	2	0	0	0	0	0	7	.0
ALEXEI ZHITNIK	4	0	2	2	1	0	0	0	0	0	0	12	.0	ANDREI KOVALENKO	1	0	1	1	0	0	0	0	0	0	0	2	50.0
MATTHEW BARNABY	2	0	1	1	9	0	0	0	0	0	0	2	.0	KEVIN DINEEN	3	1	0	1	4	0	0	1	0	0	6	16.7	
WAYNE PRIMEAU	3	0	1	1	2	0	0	0	0	0	0	3	.0	RON FRANCIS	4	1	0	1	2	6	1	0	0	0	0	10	10.0
ERIK RASMUSSEN	3	0	1	1	0	0	0	0	0	0	0	2	.0	SAMI KAPANEN	4	1	0	1	0	0	0	0	0	0	0	7	14.3
DARRYL SHANNON	4	0	1	1	3	2	0	0	0	0	0	5	.0	PAUL RANHEIM	4	1	0	1	1	0	0	0	0	0	0	5	20.0
RICHARD SMEHLIK	4	0	1	1	3	4	0	0	0	0	0	5	.0	PAUL COFFEY	1	0	1	1	0	0	0	0	0	0	0	3	.0
R. CUNNEYWORTH	1	0	0	0	0	0	0	0	0	0	0	1	.0	CURTIS LESCHYSHYN	3	0	1	1	2	0	0	0	0	0	0	3	.0
CORY SARICH	1	0	0	0	2	0	0	0	0	0	0	1	.0	RAY SHEPPARD	3	0	1	1	0	0	0	0	0	0	0	12	.0
PAUL KRUSE	2	0	0	0	1	4	0	0	0	0	0	1	.0	KENT MANDERVILLE	4	0	1	1	0	0	0	0	0	0	0	3	.0
MIKE WILSON	2	0	0	0	1	2	0	0	0	0	0	4	.0	STEVE CHIASSON	1	0	0	0	0	0	0	0	0	0	0	0	.0
JAY MCKEE	3	0	0	0	1	20	0	0	0	0	0	0	.0	DAVE KARPA	1	0	0	0	2	5	0	0	0	0	0	1	.0
DEREK PLANTE	3	0	0	0	1	2	0	0	0	0	0	7	.0	CRAIG MACDONALD	1	0	0	0	0	0	0	0	0	0	0	0	.0
VACLAV VARADA	3	0	0	0	4	0	0	0	0	0	0	4	.0	BYRON RITCHIE	1	0	0	0	0	0	0	0	0	0	0	0	.0
BRIAN HOLZINGER	4	0	0	0	2	4	0	0	0	0	0	10	.0	MIKE RUCINSKI	1	0	0	0	0	0	0	0	0	0	0	2	.0
ROB RAY	4	0	0	0	1	22	0	0	0	0	0	6	.0	SHANE WILLIS	1	0	0	0	0	0	0	0	0	0	0	0	.0
GEOFF SANDERSON	4	0	0	0	3	0	0	0	0	0	0	8	.0	ADAM BURT	2	0	0	0	7	0	0	0	0	0	0	1	.0
														NELSON EMERSON	2	0	0	0	1	0	0	0	0	0	4	.0	
														ARTURS IRBE	2	0	0	0	2	0	0	0	0	0	0	.0	
														JON BATTAGLIA	3	0	0	0	2	0	0	0	0	0	3	.0	
														MAREK MALIK	3	0	0	0	2	0	0	0	0	0	0	2	.0
														JEFF O'NEILL	3	0	0	0	0	0	0	0	0	0	5	.0	

Power-play: 3-20 15.0%
Penalty killing: 20-21 95.2%

Power-play: 1-21 4.8%
Penalty killing: 17-20 85.0%

Goaltending

SABRES	GP	MIN	GA	Avg	EN	SO	W	L	T	Shots	Save%	HURRICANES	GP	MIN	GA	Avg	EN	SO	W	L	T	Shots	Save%
DOMINIK HASEK	3	179	6	2.0	0	0	2	1	0	78	.923	TREVOR KIDD	2	119	5	2.5	1	0	1	1	0	72	.931
DWAYNE ROLOSON	1	33	4	7.3	0	0	0	1	0	27	.852	ARTURS IRBE	2	119	4	2.0	0	0	1	1	0	68	.941
MARTIN BIRON	1	27	0	.0	0	0	0	0	0	7	1.000												

1998-99 REGULAR SEASON



CHICAGO BLACKHAWKS VS. BUFFALO SABRES



Summary: Won- 1 Lost- 1 Tied- 0

At	Score	Attend.	Goalenders	W/T Goal
Nov. 14, 1998	SABRES 6 BLACKHAWKS 1	18,595	HASEK, ROLOSON/ FITZPATRICK, TREFILOV	ALEXEI ZHITNIK

At	Score	Attend.	Goalenders	W/T Goal
Mar. 31, 1999	SABRES 1 BLACKHAWKS 2	15,892	HASEK/ THIBAUT	BOB PROBERT

Goals by Period:	1st	2nd	3rd	OT	Total	Shots by Period:	1st	2nd	3rd	OT	Total
SABRES	3	3	1	0	7	SABRES	20	22	15	0	57
BLACKHAWKS	1	2	0	0	3	BLACKHAWKS	17	17	12	0	46

Individual Scoring

SABRES	GP	G	A	TP	+/	PM	PP	SH	GW	GT	EN	S	Pctg	BLACKHAWKS	GP	G	A	TP	+/	PM	PP	SH	GW	GT	EN	S	Pctg	
BRIAN HOLZINGER	2	1	3	4	3	0	0	0	0	0	0	5	20.0	DAVE MANSON	1	1	0	1	1	0	0	0	0	0	0	3	33.3	
MICHAEL GROSEK	1	2	1	3	2	0	0	0	0	0	0	2	100.0	BOB PROBERT	1	1	0	1	1	2	0	0	1	0	0	3	33.3	
ALEXEI ZHITNIK	2	1	2	3	1	4	1	0	1	0	0	7	14.3	TONY AMONTE	2	1	0	1	1	4	0	0	0	0	0	7	14.3	
GEOFF SANDERSON	2	1	2	1	0	0	0	0	0	0	0	3	33.3	BRAD BROWN	1	0	1	1	2	5	0	0	0	0	0	1	.0	
CURTIS BROWN	2	0	2	2	2	4	0	0	0	0	0	8	.0	DOUG GILMOUR	1	0	1	1	0	0	0	0	0	0	0	0	3	.0
JASON WOOLLEY	2	0	2	2	2	0	0	0	0	0	0	3	.0	JOSEF MARHA	1	0	1	1	1	0	0	0	0	0	0	0	2	.0
MIROSLAV SATAN	2	1	0	1	1	0	1	0	0	0	0	7	14.3	REID SIMPSON	1	0	1	1	1	0	0	0	0	0	0	0	0	.0
DIXON WARD	2	1	0	1	1	0	0	0	0	0	0	2	50.0	J.P. DUMONT	2	0	1	1	0	0	0	0	0	0	0	5	.0	
ERIK RASMUSSEN	1	0	1	1	2	0	0	0	0	0	0	1	.0	DENNIS BONVIE	1	0	0	0	10	0	0	0	0	0	0	0	.0	
DARRYL SHANNON	1	0	1	1	2	0	0	0	0	0	0	1	.0	DANIEL CLEARY	1	0	0	0	1	0	0	0	0	0	0	2	.0	
STU BARNES	1	0	0	0	2	0	0	0	0	0	0	0	.0	PAUL COFFEY	1	0	0	0	1	0	0	0	0	0	0	0	.0	
J-LUC GRAND-PIERRE	1	0	0	0	1	2	0	0	0	0	0	0	.0	ANDERS ERIKSSON	1	0	0	0	0	0	0	0	0	0	0	0	.0	
JOE JUNEAU	1	0	0	0	0	0	0	0	0	0	0	1	.0	MARK JANSENS	1	0	0	0	0	0	0	0	0	0	0	1	.0	
RUMUN NDUR	1	0	0	0	5	0	0	0	0	0	0	0	.0	CHAD KILGER	1	0	0	0	1	0	0	0	0	0	0	0	.0	
DEREK PLANTE	1	0	0	0	0	0	0	0	0	0	0	3	.0	JEAN-YVES LEROUX	1	0	0	0	0	0	0	0	0	0	0	1	.0	
WAYNE PRIMEAU	1	0	0	0	1	0	0	0	0	0	0	0	.0	BORIS MIRONOV	1	0	0	0	4	0	0	0	0	0	2	.0		
RHETT WARRENER	1	0	0	0	1	5	0	0	0	0	0	1	.0	ETHAN MOREAU	1	0	0	0	0	0	0	0	0	0	0	2	.0	
PAUL KRUSE	2	0	0	0	31	0	0	0	0	0	0	2	.0	CHRIS MURRAY	1	0	0	0	5	0	0	0	0	0	0	0	.0	
JAY MCKEE	2	0	0	0	1	0	0	0	0	0	0	3	.0	ED OLCZYK	1	0	0	0	1	2	0	0	0	0	0	0	.0	
MICHAEL PECA	2	0	0	0	2	0	0	0	0	0	0	1	.0	REMI ROYER	1	0	0	0	5	0	0	0	0	0	2	.0		
ROB RAY	2	0	0	0	1	5	0	0	0	0	0	2	.0	ROMAN VOPAT	1	0	0	0	1	2	0	0	0	0	0	0	.0	
RICHARD SMEHLIK	2	0																										

1998-99 REGULAR SEASON



COLORADO AVALANCHE VS. BUFFALO SABRES



Summary: Won- 1 Lost- 1 Tied- 0

At BUFFALO Score
Feb. 3, 1999 SABRES 3 AVALANCHE 5
Attend. 16,220
Goaltenders HASEK/ROY
W/T Goal VALERI KAMENSKY

At COLORADO Score
Oct. 12, 1998 SABRES 3 AVALANCHE 0
Attend. 16,061
Goaltenders HASEK/ROY
W/T Goal JASON WOOLLEY

Goals by Period:	1st	2nd	3rd	OT	Total	Shots by Period:	1st	2nd	3rd	OT	Total
SABRES	1	2	3	0	6	SABRES	19	23	25	0	67
AVALANCHE	2	0	3	0	5	AVALANCHE	24	21	22	0	67

Individual Scoring

SABRES	GP	G	A	TP	+/-	PP	PP	SH	GW	GT	EN	S	Pctg
JASON WOOLLEY	2	1	2	3	2	-	4	1	0	1	0	7	14.3
CURTIS BROWN	2	1	1	2	0	0	0	0	0	0	2	50.0	
MIROSLAV SATAN	2	1	1	2	4	1	0	0	0	0	6	16.7	
MICHAL GROSEK	2	0	2	2	1	-	0	0	0	0	6	6.0	
VACLAV VARADA	2	0	2	2	2	0	0	0	0	0	3	0.0	
MICHAEL PECA	2	1	0	1	1	2	1	0	0	0	6	16.7	
DIXON WARD	2	1	0	1	0	0	0	0	0	0	7	14.3	
ALEXEI ZHITNIK	2	1	0	1	2	0	0	0	0	0	6	16.7	
MATTHEW BARNABY	2	0	1	1	2	-	2	0	0	0	0	1.0	
DEREK PLANTE	2	0	1	1	1	-	0	0	0	0	4	0.0	
RICHARD SMEHLIK	2	0	1	1	2	0	0	0	0	0	2	0.0	
JASON HOLLAND	1	0	0	0	8	0	0	0	0	0	1	0.0	
PAUL KRUSE	1	0	0	0	12	0	0	0	0	0	0	0.0	
ERIK RASMUSSEN	1	0	0	0	0	0	0	0	0	0	3	0.0	
MIKE WILSON	1	0	0	0	1	0	0	0	0	0	2	0.0	
DOMINIK HASEK	2	0	0	0	2	0	0	0	0	0	0	0.0	
BRIAN HOLZINGER	2	0	0	0	0	0	0	0	0	0	1	0.0	
JAY MCKEE	2	0	0	0	4	0	0	0	0	0	3	0.0	
ROB RAY	2	0	0	0	10	0	0	0	0	0	0	0.0	
GEOFF SANDERSON	2	0	0	0	2	0	0	0	0	0	7	0.0	
DARRYL SHANNON	2	0	0	0	2	0	0	0	0	0	0	0.0	
RENE CORBET	2	2	0	2	0	1	0	0	0	0	2	100.0	
VALERI KAMENSKY	2	1	1	2	1	2	0	0	1	0	6	16.7	
STEPHANE YELLE	2	0	2	2	1	6	0	0	0	0	6	6.0	
ADAM DEADMARSH	1	1	0	1	0	1	0	0	0	0	1	100.0	
SYLVAIN LEFEBVRE	2	1	0	1	0	0	0	0	0	1	2	50.0	
CHRIS DRURY	1	0	1	1	0	0	0	0	0	0	0	0.0	
SANDIS OZOLINSH	1	0	1	1	2	0	0	0	0	0	2	0.0	
SHEAN DONOVAN	2	0	1	1	2	0	0	0	0	0	5	0.0	
CLAUDE LEMIEUX	2	0	1	1	2	0	0	0	0	0	12	0.0	
JOE SAKIC	2	0	1	1	0	0	0	0	0	0	8	0.0	
KEITH JONES	1	0	0	1	4	0	0	0	0	0	0	0.0	
ERIC LACROIX	1	0	0	0	0	0	0	0	0	0	1	0.0	
JEFF ODGERS	1	0	0	0	10	0	0	0	0	0	0	0.0	
SCOTT PARKER	1	0	0	0	0	0	0	0	0	0	0	0.0	
SHJON PODEIN	1	0	0	1	0	0	0	0	0	0	0	0.0	
WARREN RYCHEL	1	0	0	0	10	0	0	0	0	0	1	0.0	
DAN SMITH	1	0	0	0	0	0	0	0	0	0	1	0.0	
ADAM FODTE	2	0	0	0	6	0	0	0	0	0	3	0.0	
PETER FORSBERG	2	0	0	0	1	4	0	0	0	0	4	0.0	
ALEXEI GUSAROV	2	0	0	2	2	0	0	0	0	0	1	0.0	
MILAN HEJDUK	2	0	0	1	0	0	0	0	0	0	7	0.0	
JON KLEMM	2	0	0	1	2	0	0	0	0	0	2	0.0	
AARON MILLER	2	0	0	1	2	0	0	0	0	0	3	0.0	
PATRICK ROY	2	0	0	0	10	0	0	0	0	0	0	0.0	

Power-play: 3-13 23.1%
Penalty killing: 11-13 84.6%

Goaltending

SABRES	GP	MIN	GA	Avg	EN	SO	W	L	T	Shots	Save%
DOMINIK HASEK	2	119	4	2.0	1	1	1	1	0	66	.939

AVALANCHE	GP	MIN	GA	Avg	EN	SO	W	L	T	Shots	Save%
PATRICK ROY	2	120	6	3.0	0	0	1	1	0	67	.910

1998-99 REGULAR SEASON



DALLAS STARS VS. BUFFALO SABRES



Summary: Won- 1 Lost- 1 Tied- 0

At BUFFALO Score
Mar. 5, 1999 SABRES 2 STARS 1
Attend. 18,595
Goaltenders BIRON/BELFOUR
W/T Goal MICHAEL PECA

At DALLAS Score
Oct. 10, 1998 SABRES 1 STARS 4
Attend. 16,928
Goaltenders HASEK/BELFOUR
W/T Goal MIKE MODANO

Goals by Period:	1st	2nd	3rd	OT	Total	Shots by Period:	1st	2nd	3rd	OT	Total
SABRES	1	2	0	0	3	SABRES	21	26	9	0	56
STARS	3	1	1	0	5	STARS	18	16	19	0	53

Individual Scoring

SABRES	GP	G	A	TP	+/-	PP	PP	SH	GW	GT	EN	S	Pctg
ALEXEI ZHITNIK	2	0	2	2	1	-	4	0	0	0	0	8	0.0
MICHAEL PECA	2	1	0	1	1	-	14	1	0	1	0	7	14.3
WAYNE PRIMEAU	2	1	0	1	0	0	0	0	0	0	2	50.0	
GEOFF SANDERSON	2	1	0	1	0	1	0	0	0	0	6	16.7	
MIROSLAV SATAN	2	0	1	1	0	0	0	0	0	0	5	0.0	
VACLAV VARADA	2	0	1	1	0	0	0	0	0	0	3	0.0	
PAUL KRUSE	1	0	0	0	0	0	0	0	0	0	0	0.0	
JAMES PATRICK	1	0	0	0	0	0	0	0	0	0	0	0.0	
DEREK PLANTE	1	0	0	0	0	0	0	0	0	0	1	0.0	
MIKE WILSON	1	0	0	0	2	0	0	0	0	0	2	0.0	
MATTHEW BARNABY	2	0	0	0	1	-	4	0	0	0	0	3.0	
CURTIS BROWN	2	0	0	0	4	0	0	0	0	0	3	0.0	
MICHAL GROSEK	2	0	0	0	0	0	0	0	0	0	3	0.0	
BRIAN HOLZINGER	2	0	0	0	1	-	2	0	0	0	0	1.0	
JAY MCKEE	2	0	0	0	0	0	0	0	0	0	2	0.0	
ROB RAY	2	0	0	0	5	0	0	0	0	0	1	0.0	
DARRYL SHANNON	2	0	0	0	0	0	0	0	0	0	1	0.0	
RICHARD SMEHLIK	2	0	0	0	1	-	2	0	0	0	0	1.0	
DIXON WARD	2	0	0	0	2	0	0	0	0	0	2	0.0	
JASON WOOLLEY	2	0	0	0	2	0	0	0	0	0	5	0.0	

Power-play: 2-12 16.7%
Penalty killing: 8-11 72.7%

STARS	GP	G	A	TP	+/-	PP	PP	SH	GW	GT	EN	S	Pctg
JERE LEHTINEN	2	1	2	3	2	0	1	0	0	0	0	2	50.0
MIKE MODANO	2	1	2	3	1	2	0	0	1	0	0	6	16.7
PAT VERBECK	2	1	1	2	1	4	1	0	0	0	0	4	25.0
SERGEI ZUBOV	2	0	2	2	1	0	0	0	0	0	0	5	0.0
JOE NIEUWENDYK	1	1	0	1	1	0	0	0	0	0	0	4	25.0
VACLAV VARADA	2	1	0	1	2	1	0	0	0	0	0	5	20.0
BRETT HULL	1	0	1	1	1	0	0	0	0	0	0	6	0.0
J. LANGENBRUNNER	2	0	1	1	2	0	0	0	0	0	3	0.0	
GRANT MARSHALL	2	0	1	1	1	-	2	0	0	0	0	2	0.0
JASON BOTTERILL	1	0	0	0	0	0	0	0	0	0	0	0	0.0
GUY CARBONNEAU	1	0	0	0	0	0	0	0	0	0	0	0	0.0
AARON GAVEY	1	0	0	0	0	0	0	0	0	0	0	0	0.0
DOUG LIDSTER	1	0	0	0	2	0	0	0	0	0	0	1	0.0
CRAIG LUDWIG	1	0	0	0	6	0	0	0	0	0	0	0	0.0
JAMIE WRIGHT	1	0	0	0	0	0	0	0	0	0	0	1	0.0
ED BELFOUR	2	0	0	0	2	0	0	0	0	0	0	0	0.0
SHAWN CHAMBERS	2	0	0	0	2	0	0	0	0	0	0	4	0.0
DERIAN HATCHER	2	0	0	0	0	0	0	0	0	0	0	2	0.0
TONY HRKAC	2	0	0	0	1	-	0	0	0	0	0	1	0.0
MIKE KEANE	2	0	0	0	2	0	0	0	0	0	0	2	0.0
RICHARD MATVICHUK	2	0	0	0	1	-	0	0	0	0	0	2	0.0
DAVE REID	2	0	0	0	0	0	0	0	0	0	0	2	0.0
BRENT SEVERYN	2	0	0	0	1	-	7	0	0	0	0	1	0.0

Power-play: 3-11 27.3%
Penalty killing: 10-12 83.3%

Goaltending

SABRES	GP	MIN	GA	Avg	EN	SO	W	L	T	Shots	Save%
DOMINIK HASEK	1	60	4	4.0	0	0	0	1	0	26	.846
MARTIN BIRON	1	60	1	1.0	0	0	1	0	0	27	.963

STARS	GP	MIN	GA	Avg	EN	SO	W	L	T	Shots	Save%
ED BELFOUR	2	119	3	1.5	0	0	1	1	0	56	.946



1998-99 REGULAR SEASON



DETROIT RED WINGS VS. BUFFALO SABRES



Summary: Won-0 Lost-1 Tied-1

At BUFFALO Score Attend. Goaltenders W/T Goal
Feb. 21, 1999 SABRES 4 RED WINGS 4 18,595 ROLOSON/OSGOOD VYACHESLAV KOZLOV

At DETROIT Score Attend. Goaltenders W/T Goal
Mar. 24, 1999 SABRES 1 RED WINGS 2 19,983 ROLOSON/OSGOOD SERGEI FEDOROV

Goals by Period: 1st 2nd 3rd OT Total Shots by Period: 1st 2nd 3rd OT Total
SABRES 0 4 1 0 5 SABRES 16 20 12 2 50
RED WINGS 1 2 3 0 6 RED WINGS 18 20 23 7 68

Individual Scoring

SABRES	GP	G	A	TP	+/-	PP	SH	GW	GT	EN	S	Pctg	RED WINGS	GP	G	A	TP	+/-	PP	SH	GW	GT	EN	S	Pctg
MIROSLAV SATAN	2	1	2	3	2	0	0	0	0	0	8	12.5	V. KOZLOV	2	3	1	4	1	0	0	0	0	11	27.3	
CURTIS BROWN	2	1	1	2	1	0	1	0	0	0	4	25.0	IGOR LARIONOV	1	0	3	3	0	0	0	0	0	0	1	.0
MICHAEL PECA	2	1	1	2	2	0	0	0	0	0	5	20.0	SERGEI FEDOROV	2	2	0	2	2	1	0	1	0	0	10	20.0
JAMES PATRICK	1	0	1	1	0	0	0	0	0	0	3	33.3	WENDEL CLARK	1	1	0	1	1	0	0	0	0	0	3	33.3
BRIAN HOLZINGER	2	0	1	1	1	0	0	0	0	0	1	.0	DOUG BROWN	2	0	1	1	1	0	0	0	0	0	5	.0
JASON WOOLLEY	2	0	1	1	0	0	0	0	0	0	1	.0	TOMAS HOLMSTROM	2	0	1	1	0	0	0	0	0	0	0	.0
STU BARNES	1	0	0	0	0	0	0	0	0	0	2	.0	MARTIN LAPOINTE	2	0	1	1	2	0	0	0	0	0	1	.0
R. CUNNEYWORTH	1	0	0	0	1	0	0	0	0	0	0	.0	NICKLAS LIDSTROM	2	0	1	1	0	0	0	0	0	0	6	.0
PAUL KRUSE	1	0	0	0	1	0	0	0	0	0	1	.0	JAMIE MACOUN	2	0	1	1	1	0	0	0	0	0	2	.0
JAY MCKEE	1	0	0	0	1	0	0	0	0	0	1	.0	LARRY MURPHY	2	0	1	1	0	0	0	0	0	0	4	.0
DEREK PLANTE	1	0	0	0	1	0	0	0	0	0	0	.0	AARON WARD	2	0	1	1	0	0	0	0	0	0	1	.0
ERIK RASMUSSEN	1	0	0	0	0	0	0	0	0	0	1	.0	STEVE YZERMAN	2	0	1	1	0	0	0	0	0	0	7	.0
DARRYL SHANNON	1	0	0	0	1	0	0	0	0	0	2	.0	CHRIS CHELIOS	1	0	0	0	1	0	0	0	0	0	3	.0
VACLAV VARADA	1	0	0	0	1	0	0	0	0	0	1	.0	YAN GOLUBOVSKY	1	0	0	0	1	0	0	0	0	0	1	.0
RHETT WARRENER	1	0	0	0	0	0	0	0	0	0	0	.0	DARRYL LAPLANTE	1	0	0	0	0	0	0	0	0	0	0	.0
MIKE WILSON	1	0	0	0	2	0	0	0	0	0	0	.0	KIRK MALTBY	1	0	0	0	0	0	0	0	0	0	4	.0
J-LUC GRAND-PIERRE	2	0	0	0	2	4	0	0	0	0	3	.0	DARREN MCCARTY	1	0	0	0	0	0	0	0	0	0	0	.0
WAYNE PRIMEAU	2	0	0	0	1	0	0	0	0	0	1	.0	STACY ROEST	1	0	0	0	0	0	0	0	0	0	1	.0
ROB RAY	2	0	0	0	1	0	0	0	0	0	0	.0	M. DANDENAULT	2	0	0	0	1	2	0	0	0	0	2	.0
RICHARD SMEHLIK	2	0	0	0	2	0	0	0	0	0	2	.0	KRIS DRAPER	2	0	0	0	0	0	0	0	0	0	0	.0
DIXON WARD	2	0	0	0	1	4	0	0	0	0	1	.0	PETR KLIMA	2	0	0	0	2	0	0	0	0	0	1	.0
ALEXEI ZHITNIK	2	0	0	0	1	0	0	0	0	0	5	.0	B. SHANAHAN	2	0	0	0	2	2	0	0	0	0	5	.0

Power-play: 1-4 25.0% Penalty killing: 4-5 80.0%
Power-play: 1-5 20.0% Penalty killing: 3-4 75.0%

Goaltending

SABRES	GP	MIN	GA	Avg	EN	SO	W	L	T	Shots	Save%	RED WINGS	GP	MIN	GA	Avg	EN	SO	W	L	T	Shots	Save%
DWAYNE ROLOSON	2	125	6	2.9	0	0	0	1	1	68	.912	CHRIS OSGOOD	2	125	5	2.4	0	0	1	0	1	50	.900

1998-99 REGULAR SEASON



EDMONTON OILERS VS. BUFFALO SABRES



Summary: Won-0 Lost-2 Tied-0

At BUFFALO Score Attend. Goaltenders W/T Goal
Mar. 3, 1999 SABRES 3 OILERS 5 18,595 ROLOSON, BIRON/PASSMORE BORIS MIRONOV

At EDMONTON Score Attend. Goaltenders W/T Goal
Feb. 26, 1999 SABRES 3 OILERS 6 17,100 ROLOSON, BIRON/ESSENSA TODD MARCHANT

Goals by Period: 1st 2nd 3rd OT Total Shots by Period: 1st 2nd 3rd OT Total
SABRES 2 2 2 0 6 SABRES 18 26 18 0 62
OILERS 5 5 1 0 11 OILERS 23 26 16 0 65

Individual Scoring

SABRES	GP	G	A	TP	+/-	PP	SH	GW	GT	EN	S	Pctg	OILERS	GP	G	A	TP	+/-	PP	SH	GW	GT	EN	S	Pctg	
MICHAEL PECA	2	2	0	2	1	2	0	0	0	0	8	25.0	BORIS MIRONOV	2	3	2	5	1	2	2	0	1	0	4	75.0	
DEREK PLANTE	2	2	0	2	1	0	0	0	0	0	4	50.0	TODD MARCHANT	2	3	1	4	2	0	1	0	1	0	6	50.0	
MIROSLAV SATAN	2	1	1	2	1	0	0	0	0	0	5	20.0	BILL GUERIN	2	2	1	3	2	2	0	0	0	0	1	9	22.2
JASON WOOLLEY	2	1	1	2	1	0	0	0	0	0	2	50.0	MIKE GRIER	2	0	3	3	0	0	0	0	0	0	0	3	.0
CURTIS BROWN	2	0	2	2	4	0	0	0	0	0	4	.0	DOUG WEIGHT	2	0	3	3	0	0	0	0	0	0	0	2	.0
GEOFF SANDERSON	2	0	2	2	1	0	0	0	0	0	3	.0	DEAN MCAMMOND	2	1	1	2	3	0	0	0	0	0	7	14.3	
MICHAEL PECA	2	0	1	1	0	0	0	0	0	0	3	.0	REM MURRAY	2	0	2	2	0	0	0	0	0	0	5	.0	
BRIAN HOLZINGER	2	0	1	1	2	0	0	0	0	0	5	.0	CHRIS FERRARO	1	1	0	1	1	0	0	0	0	0	1	100.0	
WAYNE PRIMEAU	2	0	1	1	2	0	0	0	0	0	1	.0	JANNE NIINIMAA	2	1	0	1	4	2	1	0	0	0	5	20.0	
DARRYL SHANNON	2	0	1	1	1	0	0	0	0	0	2	.0	JOSEF BERANEK	1	0	1	1	0	0	0	0	0	0	0	.0	
ALEXEI ZHITNIK	2	0	1	1	2	6	0	0	0	0	9	.0	TOM POTI	1	0	1	1	3	0	0	0	0	0	1	.0	
MATTHEW BARNABY	1	0	0	0	2	2	0	0	0	0	1	.0	SEAN BROWN	2	0	1	1	3	34	0	0	0	0	1	.0	
R. CUNNEYWORTH	1	0	0	0	1	0	0	0	0	0	1	.0	RYAN SMYTH	2	0	1	1	1	2	0	0	0	0	7	.0	
J-LUC GRAND-PIERRE	1	0	0	0	2	0	0	0	0	0	0	.0	DAN LACOUTURE	1	0	0	1	0	0	0	0	0	0	0	.0	
PAUL KRUSE	1	0	0	0	15	0	0	0	0	0	1	.0	MATS LINDGREN	1	0	0	1	0	0	0	0	0	0	2	.0	
JAY MCKEE	1	0	0	0	3	0	0	0	0	0	1	.0	FRANK MUSIL	1	0	0	0	2	0	0	0	0	0	0	.0	
JAMES PATRICK	1	0	0	0	1	0	0	0	0	0	2	.0	PAT FALLOON	2	0	0	0	3	0	0	0	0	0	3	.0	
ERIK RASMUSSEN	1	0	0	0	1	0	0	0	0	0	1	.0	ROMAN HAMRLIK	2	0	0	0	2	0	0	0	0	0	5	.0	
MIKE WILSON	1	0	0	0	4	0	0	0	0	0	3	.0	GEORGES LARAQUE	2	0	0	0	1	5	0	0	0	0	0	.0	
ROB RAY	2	0	0	0	1	32	0	0	0	0	0	.0	MARTY MCSORLEY	2	0	0	0	3	4	0	0	0	0	2	.0	
RICHARD SMEHLIK	2	0	0	0	2	0	0	0	0	0	3	.0	A. SELIVANOV	2	0	0	0	2	0	0	0	0	0	0	.0	
DIXON WARD	2	0	0	0	2	0	0	0	0	0	3	.0														

Power-play: 0-8 0% Penalty killing: 7-11 63.6%
Power-play: 4-11 36.4% Penalty killing: 8-8 100.0%

Goaltending

SABRES	GP	MIN	GA	Avg	EN	SO	W	L	T	Shots	Save%	OILERS	GP	MIN	GA	Avg	EN	SO	W	L	T	Shots	Save%
DWAYNE ROLOSON	2	52	7	8.1	0	0	0	1	0	30	.767	BOB ESSENSA	1	60	3	3.0	0	0	1	0	0	30	.900
MARTIN BIRON	2	68	3	2.6	1	0	0	1	0	34	.912	STEVE PASSMORE	1	59	3	3.1	0	0	1	0	0	32	.906



1998-99 REGULAR SEASON



FLORIDA PANTHERS VS. BUFFALO SABRES



Summary: Won- 3 Lost- 1 Tied- 1

At	Score	Attend.	Goaltenders	W/T Goal
Oct. 16, 1998	SABRES 2 PANTHERS 2	18,595	HASEK/ BURKE	OLEG KVASHA
Dec. 2, 1998	SABRES 2 PANTHERS 1	14,966	HASEK/ MCLEAN	DIXON WARD
April 9, 1999	SABRES 3 PANTHERS 1	18,595	HASEK/ BURKE, MCLEAN	MICHAEL PECA

At	Score	Attend.	Goaltenders	W/T Goal
Nov. 28, 1998	SABRES 2 PANTHERS 6	18,655	HASEK, ROLOSON/ MCLEAN	SCOTT MELLANBY
Jan. 18, 1999	SABRES 4 PANTHERS 0	17,661	HASEK/ BURKE, MCLEAN	MATTHEW BARNABY

Goals by Period:	1st	2nd	3rd	OT	Total	Shots by Period:	1st	2nd	3rd	OT	Total
SABRES	5	7	1	0	13	SABRES	38	52	47	0	137
PANTHERS	3	4	3	0	10	PANTHERS	53	55	63	0	171

Individual Scoring

SABRES	GP	G	A	TP	+/ -	PP	PP	SH	GW	GT	EN	S	Pctg	PANTHERS	GP	G	A	TP	+/ -	PP	PP	SH	GW	GT	EN	S	Pctg		
MICHAEL PECA	5	2	1	3	1	2	1	0	0	0	0	0	11	18.2	RAY WHITNEY	5	3	3	6	1	0	1	0	0	0	0	12	25.0	
MATTHEW BARNABY	4	1	3	4	1	2	0	0	1	0	0	0	6	16.7	ROBERT SVEHLA	5	1	3	4	3	-	9	1	0	0	0	0	10	10.0
MICHAEL PECA	5	2	1	3	1	2	1	0	1	0	0	0	23	8.7	SCOTT MELLANBY	3	1	2	3	2	1	0	1	0	0	0	10	10.0	
GEOFF SANDERSON	5	2	1	3	1	4	0	0	0	0	0	0	4	50.0	ROB NIEDERMAYER	5	2	0	2	4	-	2	1	0	0	0	0	8	25.0
MIROSLAV SATAN	4	1	2	3	1	2	0	0	0	0	0	0	6	16.7	VIKTOR KOZLOV	4	0	2	2	1	0	0	0	0	0	0	0	22	0
JASON WOOLLEY	5	1	2	3	2	2	1	0	0	0	0	0	10	10.0	OLEG KVASHA	4	1	0	1	4	0	0	1	0	1	0	11	9.1	
ALEXEI ZHITNIK	5	0	3	3	1	14	0	0	0	0	0	0	15	0	RADEK DVORAK	5	1	0	1	3	-	0	1	0	0	0	14	7.1	
WAYNE PRIMEAU	4	1	1	2	0	0	0	0	0	0	0	0	2	50.0	JOHAN GARPENLOV	5	1	0	1	1	10	1	0	0	0	0	8	12.5	
BRIAN HOLZINGER	5	1	1	2	1	-	0	1	0	0	0	0	10	10.0	DAVE GAGNER	2	0	1	1	2	0	0	0	0	0	0	3	0	
VACLAV VARADA	5	1	1	2	1	-	4	0	0	0	0	0	13	7.7	ALEX HICKS	3	0	1	1	2	-	0	0	0	0	0	3	0	
CURTIS BROWN	5	0	2	2	1	14	0	0	0	0	0	0	6	0	ED JOVANOVSKI	3	0	1	1	4	0	0	0	0	0	0	5	0	
DIXON WARD	5	1	0	1	1	12	0	0	1	0	0	0	7	14.3	GORD MURPHY	4	0	1	1	0	0	0	0	0	0	0	4	0	
JOE JUNEAU	1	0	1	1	0	0	0	0	0	0	0	0	0	0	KIRK MULLER	5	0	1	1	0	0	0	0	0	0	6	0		
DEREK PLANTE	2	0	1	1	0	0	0	0	0	0	0	0	3	0	MARK PARRISH	5	0	1	1	-	2	0	0	0	0	10	0		
DARRYL SHANNON	3	0	1	1	1	2	0	0	0	0	0	0	6	0	DAN BOYLE	1	0	0	1	0	0	0	0	0	0	3	0		
ROB RAY	4	0	1	1	1	35	0	0	0	0	0	0	0	0	DINO CICCARELLI	1	0	0	1	-	17	0	0	0	0	2	0		
STU BARNES	1	0	0	0	1	-	0	0	0	0	0	0	1	0	DWAYNE HAY	1	0	0	0	0	0	0	0	0	0	0	0	0	0
R. CUNNEYWORTH	1	0	0	0	1	0	0	0	0	0	0	0	0	0	BRET HEDICAN	1	0	0	1	-	2	0	0	0	0	0	0	0	0
J-LUC GRAND-PIERRE	1	0	0	0	1	2	0	0	0	0	0	0	2	0	FILIP KUBA	1	0	0	0	0	0	0	0	0	0	1	0	0	0
JASON HOLLAND	1	0	0	0	0	0	0	0	0	0	0	0	0	0	MARCUS NILSON	1	0	0	0	0	0	0	0	0	0	0	0	0	0
RHETT WARRENER	1	0	0	0	1	0	0	0	0	0	0	0	0	0	HERBERT VASILYEV	1	0	0	0	2	0	0	0	0	0	0	0	0	0
PAUL KRUSE	2	0	0	0	0	0	0	0	0	0	0	0	0	0	JEFF WARE	1	0	0	1	-	0	0	0	0	0	0	0	0	0
RUMUN NDUR	2	0	0	0	1	-	11	0	0	0	0	0	0	0	CHRIS WELLS	1	0	0	1	-	4	0	0	0	0	5	0	0	0
ERIK RASMUSSEN	2	0	0	0	1	0	0	0	0	0	0	0	2	0	TERRY CARKNER	2	0	0	0	1	7	0	0	0	0	2	0	0	0
RICHARD SMEHLIK	2	0	0	0	1	0	0	0	0	0	0	0	2	0	PETER RATCHUK	2	0	0	0	2	0	0	0	0	0	5	0	0	0
MIKE WILSON	2	0	0	0	0	0	0	0	0	0	0	0	0	0	SEAN BURKE	3	0	0	0	15	0	0	0	0	0	0	0	0	0
JAMES PATRICK	3	0	0	0	2	2	0	0	0	0	0	0	2	0	RHETT WARRENER	3	0	0	0	2	-	0	0	0	0	2	0	0	0
DOMINIK HASEK	5	0	0	0	2	0	0	0	0	0	0	0	0	0	PAUL LAUS	4	0	0	0	2	-	17	0	0	0	3	0	0	0
JAY MCKEE	5	0	0	0	3	8	0	0	0	0	0	0	6	0	BILL LINDSAY	4	0	0	0	0	0	0	0	0	0	13	0	0	0
															JAROSLAV SPACEK	4	0	0	0	2	-	4	0	0	0	6	0	0	0
															PETER WORRELL	4	0	0	0	1	-	30	0	0	0	0	3	0	0

Power-play: 4-25 16.0%
Penalty killing: 24-28 85.7%

Power-play: 4-28 14.3%
Penalty killing: 21-25 84.0%

Goaltending

SABRES	GP	MIN	GA	Avg	EN	SO	W	L	T	Shots	Save%	PANTHERS	GP	MIN	GA	Avg	EN	SO	W	L	T	Shots	Save%
DOMINIK HASEK	5	265	6	1.4	0	1	3	0	1	141	.957	SEAN BURKE	3	125	7	3.4	0	0	0	2	1	52	.865
DWAYNE ROLOSON	1	40	4	6.0	0	0	0	1	0	30	.867	KIRK MCLEAN	4	179	6	2.0	0	0	1	1	0	85	.929

1998-99 REGULAR SEASON



LOS ANGELES KINGS VS. BUFFALO SABRES



Summary: Won- 1 Lost- 1 Tied- 0

At	Score	Attend.	Goaltenders	W/T Goal
Jan. 30, 1999	SABRES 4 KINGS 1	18,595	HASEK/ STORR	ALEXEI ZHITNIK

At	Score	Attend.	Goaltenders	W/T Goal
Jan. 7, 1999	SABRES 2 KINGS 4	10,821	ROLOSON/ STORR	SANDY MOGER

Goals by Period:	1st	2nd	3rd	OT	Total	Shots by Period:	1st	2nd	3rd	OT	Total
SABRES	1	1	4	0	6	SABRES	17	23	14	0	54
KINGS	2	2	1	0	5	KINGS	18	15	17	0	50

Individual Scoring

SABRES	GP	G	A	TP	+/ -	PP	PP	SH	GW	GT	EN	S	Pctg	KINGS	GP	G	A	TP	+/ -	PP	PP	SH	GW	GT	EN	S	Pctg	
MICHAEL PECA	2	3	0	3	1	0	1	0	0	0	1	7	42.9	LUC ROBITAILLE	2	2	1	3	0	1	0	0	0	0	6	33.3		
GEOFF SANDERSON	2	0	3	3	2	0	0	0	0	0	0	4	0	PAVEL ROSA	1	1	1	2	1	4	0	0	0	0	4	25.0		
BRIAN HOLZINGER	1	1	1	2	2	0	0	0	0	0	0	2	50.0	ROB BLAKE	2	0	2	2	1	0	0	0	0	0	0	5	0	
VACLAV VARADA	2	1	1	2	4	0	0	0	0	0	0	5	20.0	CRAIG JOHNSON	2	0	2	2	2	0	0	0	0	0	0	2	0	
ALEXEI ZHITNIK	2	1	1	2	1	-	0	0	0	1	0	7	14.3	DONALD AUDETTE	2	1	0	1	4	0	0	0	0	0	6	16.7		
DEREK PLANTE	2	0	2	2	2	0	0	0	0	0	0	2	0	SANDY MOGER	2	1	0	1	-	2	0	0	1	0	2	50.0		
DIXON WARD	2	0	2	2	2	0	0	0	0	0	0	1	0	RAY FERRARO	1	0	1	1	0	0	0	0	0	0	0	2	0	
RICHARD SMEHLIK	2	0	1	1	-	0	0	0	0	0	0	3	0	STEVE DUCHESNE	2	0	1	1	0	0	0	0	0	0	2	0	0	0
MATTHEW BARNABY	1	0	0	0	0	0	0	0	0	0	0	1	0	IAN LAPERRIERE	2	0	1	1	0	0	0	0	0	0	2	0	0	0
DOMINIK HASEK	1	0	0	0	0	4	0	0	0	0	0	0	0	JOZEF STUMPEL	2	0	1	1	2	-	0	0	0	0	4	0	0	0
ERIK RASMUSSEN	1	0	0	0	0	0	0	0	0	0	0	0	0	DOUG BODGER	1	0	0	0	1	-	2	0	0	0	0	2	0	0
ROB RAY	1	0	0	0	0	0	0	0	0	0	0	1	0	RUSS COURTNALL	1	0	0	0	0	0	0	0	0	0	0	0	0	0
CURTIS BROWN	2	0	0	0	0	0	0	0	0	0	0	0	0	OLLI JOKINEN	1	0	0	0	0	0	0	0	0	0	1	0	0	0
MICHAEL GROSEK	2	0	0	0	2	0	0	0	0	0	0	0	0	ERIC LACROIX	1	0	0	0	0	0	0	0	0	0	2	0	0	0
PAUL KRUSE	2	0	0	0	1	-	5	0	0	0	0	1	0	GARRY GALLEY	2	0	0	0	2	-	2	0	0	0	0	2	0	0
JAY MCKEE	2	0	0	0	0	0	0	0	0	0	0	2	0	MATT JOHNSON	2	0	0	0	1	-	0	0	0	0	0	0	0	0
JAMES PATRICK	2	0	0	0	2	2	0	0	0	0	0																	

1998-99 REGULAR SEASON



MONTREAL CANADIENS
VS.
BUFFALO SABRES



Summary: Won-3 Lost-2 Tied-0

At	Score	Attend.	Goaltenders	W/T Goal
Dec. 18, 1998	SABRES 4 CANADIENS 2	18,051	HASEK/ THEODORE	CURTIS BROWN
Feb. 11, 1999	SABRES 5 CANADIENS 2	18,595	HASEK/ CHABOT, THEODORE	MIKE WILSON

At	Score	Attend.	Goaltenders	W/T Goal
Oct. 17, 1998	SABRES 4 CANADIENS 3	20,132	HASEK/ THIBAUT	VACLAV VARADA
Feb. 6, 1999	SABRES 2 CANADIENS 3	21,273	ROLOSON/ CHABOT, HACKETT	MARK RECCHI
April 3, 1999	SABRES 1 CANADIENS 2	21,273	HASEK/ CHABOT	JASON DAWE

Goals by Period:	1st	2nd	3rd	OT	Total	Shots by Period:	1st	2nd	3rd	OT	Total
SABRES	5	5	6	0	16	SABRES	32	53	41	0	126
CANADIENS	7	3	2	0	12	CANADIENS	49	47	57	0	153

Individual Scoring

SABRES	GP	G	A	TP	+/-	PP	PP	SH	GW	GT	EN	S	Pctg	CANADIENS	GP	G	A	TP	+/-	PP	PP	SH	GW	GT	EN	S	Pctg
DIXON WARD	5	2	5	7	6	8	0	1	0	0	0	7	28.6	V. DAMPHOUSSE	4	2	3	5	1	0	0	2	0	0	0	12	16.7
MICHAEL PECA	5	2	3	5	2	0	1	0	0	0	0	8	25.0	BENOIT BRUNET	4	2	0	2	2	0	1	0	0	0	0	13	15.4
VACLAV VARADA	4	2	2	4	3	0	0	0	1	0	0	13	15.4	VLADIMIR MALAKHOV	2	1	2	1	6	0	0	0	0	0	0	6	16.7
MICHAEL GROSEK	5	1	3	4	4	1	0	0	0	0	0	11	9.1	MARK RECCHI	3	1	1	2	0	0	0	1	0	0	0	7	14.3
JASON WOOLLEY	5	0	4	4	2	2	0	0	0	0	0	11	0	ERIC WEINRICH	4	1	1	2	1	2	1	0	0	0	0	5	20.0
BRIAN HOLZINGER	5	3	0	3	2	2	1	0	0	0	0	10	30.0	SAKU KOIVU	5	1	1	2	5	4	0	0	0	0	0	15	6.7
MIROSLAV SATAN	5	1	2	3	1	2	0	0	0	0	0	12	8.3	BRIAN SAVAGE	1	1	0	1	0	0	0	0	0	0	0	3	33.3
R. CUNNEYWORTH	5	1	1	2	2	0	0	0	0	0	0	2	50.0	JASON DAWE	3	1	0	1	4	0	0	1	0	0	0	4	25.0
CURTIS BROWN	5	1	1	2	1	4	0	0	1	0	0	7	14.3	MARTIN RUCINSKY	4	1	0	1	2	4	0	0	0	0	0	13	7.7
PAUL KRUSE	3	1	0	1	2	12	0	0	0	0	0	4	25.0	IGOR ULANOV	5	1	0	1	14	0	0	0	0	0	0	6	16.7
MIKE WILSON	3	1	0	1	2	0	0	0	1	0	0	5	20.0	SHAYNE CORSON	3	0	1	3	4	0	0	0	0	0	0	6	0
GEOFF SANDERSON	5	1	0	1	2	0	0	0	0	0	0	9	11.1	CRAIG RIVET	4	0	1	1	16	0	0	0	0	0	0	1	0
DEREK PLANTE	2	0	1	1	0	0	0	0	0	0	0	2	0	TURNER STEVENSON	5	0	1	1	2	0	0	0	0	0	0	8	0
JAY MCKEE	4	0	1	1	1	4	0	0	0	0	0	2	0	SERGEI ZHOLTOK	5	0	1	1	0	0	0	0	0	0	0	6	0
WAYNE PRIMEAU	4	0	1	1	2	0	0	0	0	0	0	1	0	MATT HIGGINS	1	0	0	0	0	0	0	0	0	0	0	1	0
DARRYL SHANNON	5	0	1	1	4	0	0	0	0	0	0	4	0	J. F. JOMPHE	1	0	0	0	0	0	0	0	0	0	0	1	0
ALEXEI ZHITNIK	5	0	1	1	6	0	0	0	0	0	0	7	0	SCOTT LACHANCE	1	0	0	0	1	0	0	0	0	0	0	0	0
STU BARNES	1	0	0	0	1	0	0	0	0	0	0	0	0	DAVE MANSON	1	0	0	0	1	0	0	0	0	0	0	0	0
JASON HOLLAND	1	0	0	0	1	0	0	0	0	0	0	1	0	DAINIUS ZUBRUS	1	0	0	0	0	0	0	0	0	0	0	1	0
JOE JUNEAU	1	0	0	0	1	0	0	0	0	0	0	1	0	SYLVAIN BLOUIN	2	0	0	0	12	0	0	0	0	0	0	0	0
JAMES PATRICK	1	0	0	0	2	0	0	0	0	0	0	0	0	MILOSLAV GUREN	2	0	0	0	2	0	0	0	0	0	0	3	0
ERIK RASMUSSEN	1	0	0	0	0	0	0	0	0	0	0	0	0	DAVE MORISSETTE	2	0	0	0	15	0	0	0	0	0	0	1	0
CORY SARICH	1	0	0	0	2	0	0	0	0	0	0	0	0	PATRICE BRISEBOIS	3	0	0	0	2	6	0	0	0	0	0	5	0
RHETT WARRENER	1	0	0	0	1	2	0	0	0	0	0	0	0	JONAS HOGLUND	3	0	0	0	2	2	0	0	0	0	0	8	0
MATTHEW BARNABY	2	0	0	0	2	4	0	0	0	0	0	4	0	TRENT MCCLEARY	3	0	0	0	4	0	0	0	0	0	0	1	0
ROB RAY	5	0	0	0	33	0	0	0	0	0	0	1	0	BRETT CLARK	4	0	0	0	1	4	0	0	0	0	0	2	0
RICHARD SMEHLIK	5	0	0	0	1	8	0	0	0	0	0	4	0	SCOTT THORNTON	4	0	0	0	20	0	0	0	0	0	0	9	0
														PATRICK POULIN	5	0	0	0	0	0	0	0	0	0	0	9	0
														STEPHANE QUINTAL	5	0	0	0	4	4	0	0	0	0	0	7	0

Power-play: 3-30 10.0%
Penalty killing: 21-23 91.3%

Power-play: 2-23 8.7%
Penalty killing: 27-30 90.0%

Goaltending

SABRES	GP	MIN	GA	Avg	EN	SO	W	L	T	Shots	Save%	CANADIENS	GP	MIN	GA	Avg	EN	SO	W	L	T	Shots	Save%
DOMINIK HASEK	4	239	9	2.3	0	0	3	1	0	134	.933	JOCELYN THIBAUT	1	59	4	4.1	0	0	0	1	0	27	.852
DWAYNE ROLOSON	1	59	3	3.1	0	0	0	1	0	19	.842	JOSE THEODORE	2	79	7	5.3	0	0	0	2	0	27	.741
												FREDERIC CHABOT	3	134	4	1.8	0	0	1	0	0	62	.935
												JEFF HACKETT	1	20	1	2.3	0	0	1	0	0	10	.900

1998-99 REGULAR SEASON



NASHVILLE PREDATORS
VS.
BUFFALO SABRES



Summary: Won-1 Lost-1 Tied-0

At	Score	Attend.	Goaltenders	W/T Goal
Jan. 28, 1999	SABRES 2 PREDATORS 4	18,595	HASEK/ VOKOUN	BLAIR ATCHEYNUM

At	Score	Attend.	Goaltenders	W/T Goal
Dec. 5, 1998	SABRES 3 PREDATORS 1	15,535	HASEK/ FICHAUD	BRIAN HOLZINGER

Goals by Period:	1st	2nd	3rd	OT	Total	Shots by Period:	1st	2nd	3rd	OT	Total
SABRES	0	3	2	0	5	SABRES	19	22	19	0	60
PREDATORS	0	2	3	0	5	PREDATORS	29	21	18	0	68

Individual Scoring

SABRES	GP	G	A	TP	+/-	PP	PP	SH	GW	GT	EN	S	Pctg	PREDATORS	GP	G	A	TP	+/-	PP	PP	SH	GW	GT	EN	S	Pctg	
ERIK RASMUSSEN	2	1	1	2	3	2	0	0	0	0	1	2	50.0	CLIFF RONNING	2	2	1	3	2	0	1	0	0	0	0	12	16.7	
RICHARD SMEHLIK	1	1	0	1	1	0	0	0	0	0	0	3	33.3	GREG JOHNSON	2	1	1	2	1	4	0	0	0	0	0	6	16.7	
MICHAEL GROSEK	2	1	0	1	1	4	0	0	0	0	0	6	16.7	DRAKE BEREHOSKY	2	0	2	2	1	0	0	0	0	0	0	1	0	
BRIAN HOLZINGER	2	1	0	1	1	0	0	0	1	0	0	6	16.7	PATRIC KJELLBERG	2	0	2	2	0	0	0	0	0	0	0	0	6	0
DIXON WARD	2	1	0	1	1	0	0	0	0	0	0	1	100.0	BLAIR ATCHEYNUM	1	1	0	1	0	1	0	1	0	0	3	33.3		
DARRYL SHANNON	1	0	1	1	0	0	0	0	0	0	0	1	0	TOM FITZGERALD	2	1	0	1	0	0	0	0	0	0	4	25.0		
CURTIS BROWN	2	0	1	1	0	0	0	0	0	0	0	3	0	VILLE PELTONEN	1	0	1	1	0	0	0	0	0	0	0	2	0	
MICHAEL PECA	2	0	1	1	2	0	0	0	0	0	0	4	0	S. BORDELEAU	2	0	1	1	0	0	0	0	0	0	0	3	0	
VACLAV VARADA	2	0	1	1	2	0	0	0	0	0	0	2	0	JOEL BOUCHARD	2	0	1	1	4	0	0	0	0	0	2	0		
MIKE WILSON	2	0	1	1	0	0	0	0	0	0	0	4	0	ANDREW BRUNETTE	2	0	1	1	2	0	0	0	0	0	0	1	0	
ALEXEI ZHITNIK	2	0	1	1	1	4	0	0	0	0	0	4	0	J.J. DAIGNEAULT	1	0	0	0	2	2	0	0	0	0	0	1	0	
DEREK PLANTE	1	0	0	0	0	0	0	0	0	0	0	3	0	JAY MORE	1	0	0	0	0	0	0	0	0	0	0	1	0	
ROB RAY	1	0	0	0	1	5	0	0	0	0	0	0	0	MARK MOWERS	1	0	0	0	0	0	0	0	0	0	0	1	0	
MATTHEW BARNABY	2	0	0	0	28	0	0	0	0	0	0	1	0	JOHN SLANEY	1	0	0	1	0	0	0	0	0	0	0	0	0	
JAY MCKEE	2	0	0	0	2	4	0	0	0	0	0	2	0	DARREN TURCOTTE	1	0	0	0	2	0	0	0	0	0	0	5	0	
JAMES PATRICK	2	0	0	0	1	2	0	0	0	0	0	1	0	JAN VOPAT	1	0	0	0	1	2	0	0	0	0	0	0	0	
WAYNE PRIMEAU	2	0	0	0	1	2	0	0	0	0	0	1	0	BOB BOUIGNER	2	0	0	0	1	0	0	0	0	0	0	1	0	
GEOFF SANDERSON	2	0	0	0	1	0	0	0	0	0	0	7	0	PATRICK COTE	2	0	0	0	5	0	0	0	0	0	0	0	0	
MIROSLAV SATAN	2	0	0	0																								

1998-99 REGULAR SEASON



NEW YORK RANGERS VS. BUFFALO SABRES



Summary: Won-3 Lost-0 Tied-1

At	Score	Attend.	Goalenders	W/T Goal
Nov. 25, 1998	SABRES 4 RANGERS 2	18,595	HASEK/ CLOUTIER	DIXON WARD
Dec. 11, 1998	SABRES 2 RANGERS 0	17,739	HASEK/ RICHTER	MICHAEL PECA

At	Score	Attend.	Goalenders
W/T Goal			
Oct. 27, 1998	SABRES 0 RANGERS 0	18,200	HASEK/ RICHTER
Mar. 19, 1999	SABRES 3 RANGERS 2	18,200	HASEK/ RICHTER

Goals by Period:	1st	2nd	3rd	OT	Total	Shots by Period:	1st	2nd	3rd	OT	Total
SABRES	3	1	4	1	9	SABRES	43	31	34	2	110
RANGERS	2	1	1	0	4	RANGERS	32	30	22	3	87

Individual Scoring

SABRES	GP	G	A	TP	+/ -	PP	PP	SH	GW	GT	EN	S	Pctg
DIXON WARD	4	3	1	4	2	0	0	0	1	0	0	7	42.9
MICHAEL PECA	4	1	3	4	4	2	0	0	1	0	0	10	10.0
VACLAV VARADA	4	1	3	4	3	8	1	0	0	1	9	11.1	
MIROSLAV SATAN	4	2	1	3	1	0	1	0	1	0	0	14	14.3
MICHAEL GROSEK	4	1	0	1	1	6	1	0	0	0	8	12.5	
DARRYL SHANNON	4	1	0	1	3	2	1	0	0	0	7	14.3	
STU BARNES	1	0	1	1	0	0	0	0	0	0	5	.0	
ERIK RASMUSSEN	1	0	1	1	0	0	0	0	0	0	1	.0	
MATTHEW BARNABY	3	0	1	1	16	0	0	0	0	0	2	.0	
GEOFF SANDERSON	4	0	1	1	2	0	0	0	0	0	7	.0	
JASON WOOLLEY	4	0	1	1	6	0	0	0	0	0	5	.0	
J-LUC GRAND-PIERRE	1	0	0	0	1	0	0	0	0	0	0	.0	
RUMUN NDUR	1	0	0	0	0	0	0	0	0	0	0	.0	
DOMENIC PITTIS	1	0	0	0	0	0	0	0	0	0	0	.0	
DEREK PLANTE	1	0	0	0	0	0	0	0	0	0	3	.0	
PAUL KRUSE	2	0	0	0	5	0	0	0	0	0	1	.0	
JAMES PATRICK	3	0	0	0	2	0	0	0	0	0	3	.0	
WAYNE PRIMEAU	3	0	0	0	0	0	0	0	0	0	2	.0	
RICHARD SMEHLIK	3	0	0	0	1	2	0	0	0	0	2	.0	
CURTIS BROWN	4	0	0	0	0	0	0	0	0	0	5	.0	
BRIAN HOLZINGER	4	0	0	0	4	0	0	0	0	0	6	.0	
JAY MCKEE	4	0	0	0	3	2	0	0	0	0	7	.0	
ROB RAY	4	0	0	0	12	0	0	0	0	0	2	.0	
ALEXEI ZHITNIK	4	0	0	0	2	0	0	0	0	0	4	.0	

Power-play: 4-17 23.5%
Penalty killing: 17-20 85.0%

Goaltending

SABRES	GP	MIN	GA	Avg	EN	SO	W	L	T	Shots	Save%
DOMINIK HASEK	4	246	4	1.0	0	2	3	0	1	87	.954

RANGERS	GP	MIN	GA	Avg	EN	SO	W	L	T	Shots	Save%
MIKE RICHTER	3	186	4	1.3	1	1	0	2	1	79	.949
DAN CLOUTIER	1	60	4	4.0	0	0	0	1	0	30	.867

1998-99 REGULAR SEASON



OTTAWA SENATORS VS. BUFFALO SABRES



Summary: Won-0 Lost-1 Tied-4

At	Score	Attend.	Goalenders	W/T Goal
Nov. 10, 1998	SABRES 2 SENATORS 2	15,904	HASEK/ RHODES	CURTIS BROWN
Dec. 30, 1998	SABRES 2 SENATORS 3	18,595	HASEK/ RHODES	ANDREAS DACKELL

At	Score	Attend.	Goalenders	W/T Goal
Jan. 16, 1999	SABRES 1 SENATORS 1	18,500	HASEK/ TUGNUTT	ALEXEI YASHIN
Feb. 9, 1999	SABRES 1 SENATORS 1	17,079	HASEK/ RHODES	WAYNE PRIMEAU
Apr. 10, 1999	SABRES 1 SENATORS 1	18,500	HASEK/ RHODES	DIXON WARD

Goals by Period:	1st	2nd	3rd	OT	Total	Shots by Period:	1st	2nd	3rd	OT	Total
SABRES	2	2	3	0	7	SABRES	37	36	25	7	105
SENATORS	4	2	1	1	8	SENATORS	49	64	58	7	178

Individual Scoring

SABRES	GP	G	A	TP	+/ -	PP	PP	SH	GW	GT	EN	S	Pctg
DIXON WARD	5	1	2	3	1	0	0	0	0	1	0	7	14.3
CURTIS BROWN	5	1	2	3	0	0	1	0	1	0	11	9.1	
MICHAEL PECA	5	1	1	2	4	0	0	0	0	0	10	10.0	
MIROSLAV SATAN	5	1	1	2	2	0	0	0	0	0	8	12.5	
JASON WOOLLEY	5	1	1	2	1	8	0	0	0	0	9	11.1	
VACLAV VARADA	5	0	2	2	1	6	0	0	0	0	3	.0	
WAYNE PRIMEAU	3	1	0	1	2	0	0	0	1	0	3	33.3	
ALEXEI ZHITNIK	5	1	0	1	2	4	1	0	0	0	14	7.1	
JAMES PATRICK	2	0	1	1	2	0	0	0	0	0	0	.0	
MICHAEL GROSEK	4	0	1	1	6	0	0	0	0	0	6	.0	
ERIK RASMUSSEN	4	0	1	1	15	0	0	0	0	0	4	.0	
DARRYL SHANNON	4	0	1	1	3	8	0	0	0	0	3	.0	
STU BARNES	1	0	0	0	6	0	0	0	0	0	2	.0	
JOE JUNEAU	1	0	0	0	0	0	0	0	0	0	1	.0	
PAUL KRUSE	1	0	0	0	0	0	0	0	0	0	0	.0	
CORY SARICH	1	0	0	0	0	0	0	0	0	0	0	.0	
RHETT WARRENER	1	0	0	0	0	0	0	0	0	0	0	.0	
MATTHEW BARNABY	2	0	0	0	2	0	0	0	0	0	3	.0	
R. CUNNEYWORTH	2	0	0	0	0	0	0	0	0	0	3	.0	
MIKE WILSON	2	0	0	0	2	0	0	0	0	0	0	.0	
GEOFF SANDERSON	3	0	0	0	1	0	0	0	0	0	1	.0	
DEREK PLANTE	4	0	0	0	2	0	0	0	0	0	3	.0	
BRIAN HOLZINGER	5	0	0	0	2	0	0	0	0	0	8	.0	
JAY MCKEE	5	0	0	0	3	6	0	0	0	0	5	.0	
ROB RAY	5	0	0	0	2	0	0	0	0	0	0	.0	
RICHARD SMEHLIK	5	0	0	0	3	6	0	0	0	0	1	.0	

Power-play: 1-24 4.2%
Penalty killing: 28-32 87.5%

SENATORS	GP	G	A	TP	+/ -	PP	PP	SH	GW	GT	EN	S	Pctg
ALEXEI YASHIN	5	2	4	6	2	2	1	0	0	1	0	26	7.7
ANDREAS DACKELL	4	1	4	5	2	0	0	1	0	0	5	20.0	
SHAWN MCEACHERN	4	2	0	2	1	4	1	0	0	0	0	13	15.4
IGOR KRAVCHUK	5	2	0	2	3	2	2	0	0	0	0	14	14.3
JANNE LAUKKANEN	3	0	2	2	2	2	0	0	0	0	0	4	.0
WADE REDDEN	5	0	2	2	4	0	0	0	0	0	0	13	.0
VACLAV PROSPAL	5	1	0	1	4	0	0	0	0	0	6	16.7	
BRUCE GARDINER	4	0	1	1	4	0	0	0	0	0	6	.0	
RADIM BICANEK	1	0	0	0	2	0	0	0	0	0	2	.0	
PHILIP CROWE	1	0	0	0	0	0	0	0	0	0	1	.0	
TED DONATO	1	0	0	0	0	0	0	0	0	0	0	.0	
DAVID OLIVER	1	0	0	0	0	0	0	0	0	0	0	.0	
YVES SARAULT	1	0	0	0	0	0	0	0	0	0	0	.0	
CHRIS MURRAY	2	0	0	0	2	0	0	0	0	0	0	.0	
CHRIS PHILLIPS	2	0	0	0	2	0	0	0	0	0	4	.0	
LANCE PITLICK	2	0	0	0	2	0	0	0	0	0	0	.0	
DANIEL ALFREDSSON	3	0	0	0	0	0	0	0	0	0	6	.0	
BILL BERG	3	0	0	0	2	0	0	0	0	0	2	.0	
STEVE MARTINS	3	0	0	0	0	0	0	0	0	0	4	.0	
PATRICK TRAVERSE	3	0	0	0	1	0	0	0	0	0	3	.0	
RADEK BONK	4	0	0	0	2	6	0	0	0	0	4	.0	
MARIAN HOSSA	4	0	0	0	1	2	0	0	0	0	18	.0	
SAMI SALO	4	0	0	0	2	0	0	0	0	0	5	.0	
MAGNUS ARVEDSSON	5	0	0	0	1	4	0	0	0	0	7	.0	
A. JOHANSSON	5	0	0	0	2	12	0	0	0	0	14	.0	
SHAUN VAN ALLEN	5	0	0	0	2	2	0	0	0	0	3	.0	
JASON YORK	5	0	0	0	1	8	0	0	0	0	18	.0	

Power-play: 4-32 12.5%
Penalty killing: 23-24 95.8%

Goaltending

SABRES	GP	MIN	GA	Avg	EN	SO	W	L	T	Shots	Save%
DOMINIK HASEK	5	322	8	1.5	0	0	0	1	4	178	.955

SENATORS	GP	MIN	GA	Avg	EN	SO	W	L	T	Shots	Save%
DAMIAN RHODES	4	257	6	1.4	0	0	1	0	3	90	.933
RON TUGNUTT	1	65	1	.9	0	0	0	0	1	15	.933



1998-99 REGULAR SEASON



PHOENIX COYOTES VS. BUFFALO SABRES



Summary: Won-0 Lost-1 Tied-1

At BUFFALO Score Attend. Goaltenders W/T Goal
Jan. 26, 1999 SABRES 1 COYOTES 1 18,595 HASEK/ KHABIBULIN CURTIS BROWN

At PHOENIX Score Attend. Goaltenders W/T Goal
Jan. 11, 1999 SABRES 0 COYOTES 1 15,291 HASEK/ KHABIBULIN DALLAS DRAKE

Goals by Period:	1st	2nd	3rd	OT	Total	Shots by Period:	1st	2nd	3rd	OT	Total
SABRES	0	0	1	0	1	SABRES	9	23	14	4	50
COYOTES	1	0	1	0	2	COYOTES	16	15	11	5	47

Individual Scoring

SABRES	GP	G	A	TP	+/-	PM	PP	SH	GW	GT	EN	S	Pctg	COYOTES	GP	G	A	TP	+/-	PM	PP	SH	GW	GT	EN	S	Pctg
CURTIS BROWN	2	1	0	1	1	-0	1	0	0	1	0	3	.333	KEITH TKACHUK	1	1	0	1	0	1	0	0	0	0	5	20.0	
MICHAL GROSEK	2	0	1	1	1	-0	0	0	0	0	0	0	4.0	DALLAS DRAKE	2	1	0	1	2	0	0	1	0	0	5	20.0	
JASON WOOLLEY	2	0	1	1	2	0	0	0	0	0	0	2.0	JYRKI LUMME	2	0	1	1	2	0	0	0	0	0	0	0	.0	
PAUL KRUSE	1	0	0	0	2	0	0	0	0	0	1	1.0	TEPPU NUMMINEN	2	0	1	1	0	0	0	0	0	0	4	4.0		
JAMES PATRICK	1	0	0	0	0	0	0	0	0	0	2	2.0	JEREMY ROENICK	2	0	1	1	2	0	0	0	0	0	5	5.0		
ERIK RASMUSSEN	1	0	0	0	0	0	0	0	0	0	1	1.0	OLEG TVERDOVSKY	2	0	1	1	0	0	0	0	0	0	3	3.0		
MIKE WILSON	1	0	0	0	1	-0	0	0	0	0	0	1.0	GREG ADAMS	1	0	0	0	0	0	0	0	0	0	2	2.0		
MATTHEW BARNABY	2	0	0	0	2	0	0	0	0	0	0	0.0	J.J. DAIGNEAULT	1	0	0	0	0	0	0	0	0	0	0	0	.0	
BRIAN HOLZINGER	2	0	0	0	0	0	0	0	0	0	2	2.0	JASON DOIG	1	0	0	0	0	0	0	0	0	0	0	0	.0	
JAY MCKEE	2	0	0	0	0	0	0	0	0	0	1	1.0	BRAD ISBISTER	1	0	0	0	0	0	0	0	0	0	0	0	.0	
MICHAEL PECA	2	0	0	0	0	0	0	0	0	0	5	5.0	TREVOR LETOWSKI	1	0	0	0	0	0	0	0	0	0	0	0	.0	
WAYNE PRIMEAU	2	0	0	0	0	0	0	0	0	0	0	0.0	ROB MURRAY	1	0	0	0	0	0	0	0	0	0	0	0	.0	
ROB RAY	2	0	0	0	0	0	0	0	0	0	1	1.0	MIKE SULLIVAN	1	0	0	0	2	0	0	0	0	0	1	1.0		
GEOFF SANDERSON	2	0	0	0	0	0	0	0	0	0	5	5.0	DANIEL BRIERE	2	0	0	0	2	0	0	0	0	0	1	1.0		
MIROSLAV SATAN	2	0	0	0	1	-2	0	0	0	0	5	5.0	KEITH CARNEY	2	0	0	0	2	0	0	0	0	0	2	2.0		
DARRYL SHANNON	2	0	0	0	4	0	0	0	0	0	2	2.0	BOB CORKUM	2	0	0	0	0	0	0	0	0	0	3	3.0		
RICHARD SMEHLIK	2	0	0	0	1	-0	0	0	0	0	1	1.0	JIM CUMMINS	2	0	0	0	4	0	0	0	0	0	1	1.0		
VACLAV VARADA	2	0	0	0	2	0	0	0	0	0	6	6.0	SHANE DOAN	2	0	0	0	1	0	0	0	0	0	4	4.0		
DIXON WARD	2	0	0	0	4	0	0	0	0	0	1	1.0	DERON QUINT	2	0	0	0	0	0	0	0	0	0	3	3.0		
ALEXEI ZHITNIK	2	0	0	0	0	0	0	0	0	0	7	7.0	MIKE STAPLETON	2	0	0	0	0	0	0	0	0	0	4	4.0		
														RICK TOCCHET	2	0	0	0	2	0	0	0	0	3	3.0		
														JUHA YLONEN	2	0	0	0	0	0	0	0	0	1	1.0		
Power-play:	1-7	14.3%												Power-play:	1-7	14.3%											
Penalty killing:	6-7	85.7%												Penalty killing:	6-7	85.7%											

Goaltending

SABRES	GP	MIN	GA	Avg	EN	SO	W	L	T	Shots	Save%	COYOTES	GP	MIN	GA	Avg	EN	SO	W	L	T	Shots	Save%
DOMINIK HASEK	2	125	2	1.0	0	0	0	1	1	47	.957	N. KHABIBULIN	2	125	1	.5	0	1	1	0	1	50	.980

1998-99 REGULAR SEASON



SAN JOSE SHARKS VS. BUFFALO SABRES



Summary: Won-1 Lost-0 Tied-1

At BUFFALO Score Attend. Goaltenders W/T Goal
Feb. 19, 1999 SABRES 4 SHARKS 2 18,595 ROLOSON/ SHIELDS MICHAL GROSEK

At SAN JOSE Score Attend. Goaltenders W/T Goal
Jan. 9, 1999 SABRES 2 SHARKS 2 17,483 HASEK/ SHIELDS MICHAEL PECA

Goals by Period:	1st	2nd	3rd	OT	Total	Shots by Period:	1st	2nd	3rd	OT	Total
SABRES	1	2	3	0	6	SABRES	14	26	19	0	59
SHARKS	1	2	1	0	4	SHARKS	22	12	22	2	58

Individual Scoring

SABRES	GP	G	A	TP	+/-	PM	PP	SH	GW	GT	EN	S	Pctg	SHARKS	GP	G	A	TP	+/-	PM	PP	SH	GW	GT	EN	S	Pctg
CURTIS BROWN	2	1	3	4	3	0	0	0	0	0	8	12.5	JEFF FRIESEN	2	0	3	3	1	0	0	0	0	0	0	5	.0	
MIROSLAV SATAN	2	2	1	3	3	0	1	0	0	0	0	5	40.0	OWEN NOLAN	2	2	2	1	4	1	0	0	0	0	12	16.7	
JASON WOOLLEY	2	0	3	3	0	0	0	0	0	0	2	2.0	STEPHANE MATTEAU	1	1	0	1	7	0	0	0	0	0	1	100.0		
MICHAL GROSEK	2	1	2	3	0	0	0	1	0	0	4	25.0	MARCO STURM	2	1	0	1	2	0	1	0	0	0	6	16.7		
MICHAEL PECA	2	1	2	2	-2	1	0	0	1	0	5	20.0	BILL HOULDER	2	0	1	1	-2	0	0	0	0	0	2	2.0		
JAMES PATRICK	2	0	2	2	-1	0	0	0	0	0	1	1.0	A. KOROLYUK	2	0	1	1	0	0	0	0	0	0	3	3.0		
GEOFF SANDERSON	1	1	0	1	1	0	0	0	0	0	6	16.7	PATRICK MARLEAU	2	0	1	1	2	0	0	0	0	0	1	1.0		
BRIAN HOLZINGER	2	0	1	1	1	0	0	0	0	0	5	5.0	M. RAGNARSSON	2	0	1	1	2	6	0	0	0	0	3	3.0		
MATTHEW BARNABY	1	0	0	0	4	2	0	0	0	0	1	1.0	MURRAY CRAVEN	1	0	0	0	2	0	0	0	0	0	2	2.0		
J-LUC GRAND-PIERRE	1	0	0	0	1	-0	0	0	0	0	0	0.0	TONY GRANATO	1	0	0	0	2	0	0	0	0	0	3	3.0		
JAY MCKEE	1	0	0	0	1	-0	0	0	0	0	0	0.0	SHAWN HEINS	1	0	0	0	1	-0	0	0	0	0	1	1.0		
DEREK PLANTE	1	0	0	0	2	0	0	0	0	0	0	0.0	BRANTT MYHRIS	1	0	0	0	5	0	0	0	0	0	0	0.0		
DARRYL SHANNON	1	0	0	0	0	0	0	0	0	0	1	1.0	BOB ROUSE	1	0	0	0	0	0	0	0	0	0	0	0.0		
VACLAV VARADA	1	0	0	0	1	-19	0	0	0	0	2	2.0	JARROD SKALDE	1	0	0	0	1	-0	0	0	0	0	0	0.0		
MIKE WILSON	1	0	0	0	1	19	0	0	0	0	0	0.0	RON SUTTER	1	0	0	0	15	0	0	0	0	0	1	1.0		
PAUL KRUSE	2	0	0	0	9	0	0	0	0	0	2	2.0	DAVE LOWRY	2	0	0	0	2	0	0	0	0	0	2	2.0		
WAYNE PRIMEAU	2	0	0	0	0	0	0	0	0	0	1	1.0	JOE MURPHY	2	0	0	0	2	0	0	0	0	0	0	0.0		
ERIK RASMUSSEN	2	0	0	0	12	0	0	0	0	0	0	0.0	JEFF NORTON	2	0	0	0	1	-2	0	0	0	0	2	2.0		
ROB RAY	2	0	0	0	2	0	0	0	0	0	2	2.0	MIKE RATHJE	2	0	0	0	2	0	0	0	0	0	2	2.0		
RICHARD SMEHLIK	2	0	0	0	2	0	0	0	0	0	3	3.0	MIKE RICCI	2	0	0	0	4	0	0	0	0	0	2	2.0		
DIXON WARD	2	0	0	0	4	0	0	0	0	0	6	6.0	RONNIE STERN	2	0	0	0	1	-0	0	0	0	0	5	5.0		
ALEXEI ZHITNIK	2	0	0	0	4	0	0	0	0	0	6	6.0	ANDY SUTTON	2	0	0	0	3	-4	0	0	0	0	5	5.0		
Power-play:	2-13	15.4%												Power-play:	2-10	20.0%											
Penalty killing:	8-10	80.0%												Penalty killing:	11-13	84.6%											

Goaltending

SABRES	GP	MIN	GA	Avg	EN	SO	W	L	T	Shots	Save%	SHARKS	GP	MIN	GA	Avg	EN	SO	W	L	T	Shots	Save%
DOMINIK HASEK	1	65	2	1.8	0	0	0	0	1	26	.923	STEVE SHIELDS	2	124	6	2.9	0	0	0	1	1	59	.988
DWAYNE ROLOSON	1	60	2	2.0	0	0	1	0	0	32	.938												



1998-99 REGULAR SEASON



ST. LOUIS BLUES VS. BUFFALO SABRES



Summary: Won-0 Lost-1 Tied-1

At BUFFALO Score Attend. Goaltenders W/T Goal
Jan. 13, 1999 SABRES 2 BLUES 4 15,331 HASEK/ FUHR TERRY YAKE

At ST. LOUIS Score Attend. Goaltenders W/T Goal
Dec. 8, 1998 SABRES 2 BLUES 2 16,832 HASEK/ MCLENNAN CURTIS BROWN

Goals by Period:	1st	2nd	3rd	OT	Total	Shots by Period:	1st	2nd	3rd	OT	Total
SABRES	2	0	2	0	4	SABRES	12	11	18	0	41
BLUES	1	3	2	0	6	BLUES	25	20	25	3	73

Individual Scoring

SABRES	GP	G	A	TP	+/-	PP	PP	SH	GW	GT	EN	S	Pctg	BLUES	GP	G	A	TP	+/-	PP	PP	SH	GW	GT	EN	S	Pctg
CURTIS BROWN	2	2	0	2	1	0	1	0	0	1	0	3	66.7	PAVOL DEMITRA	2	2	1	3	0	1	0	0	0	0	7	28.6	
MIROSLAV SATAN	2	0	2	2	1	0	0	0	0	0	0	4	0	CHRIS PRONGER	2	2	1	3	1	4	2	0	0	0	12	16.7	
ALEXEI ZHITNIK	2	0	2	2	2	4	0	0	0	0	0	2	0	TERRY YAKE	2	1	1	2	1	2	1	0	1	0	4	25.0	
MICHAEL PECA	2	1	0	1	1	4	1	0	0	0	0	3	33.3	JIM CAMPBELL	2	0	2	2	2	0	0	0	0	0	5	0	
VACLAV VARADA	2	1	0	1	1	2	0	0	0	0	0	4	25.0	AL MACINNIS	2	0	2	2	8	0	0	0	0	0	8	0	
BRIAN HOLZINGER	2	0	1	1	1	2	0	0	0	0	0	0	0	MIKE EASTWOOD	2	1	0	1	1	2	0	0	0	0	3	33.3	
DEREK PLANTE	2	0	1	1	0	0	0	0	0	0	0	3	0	MICHEL PICARD	1	0	1	1	1	0	0	0	0	0	2	0	
GEOFF SANDERSON	2	0	1	1	1	4	0	0	0	0	0	4	0	PIERRE TURGEDON	1	0	1	1	2	0	0	0	0	0	8	0	
JASON WOOLLEY	2	0	1	1	4	0	0	0	0	0	0	2	0	TONY TWIST	1	0	1	1	0	0	0	0	0	0	0	0	0
MATTHEW BARNABY	0	0	0	1	2	0	0	0	0	0	0	1	0	KELLY CHASE	2	0	1	1	0	0	0	0	0	0	1	0	
PAUL KRUISE	1	0	0	0	1	0	0	0	0	0	0	0	0	MARC BERGEVIN	1	0	0	1	0	0	0	0	0	0	4	0	
JAMES PATRICK	1	0	0	0	1	0	0	0	0	0	0	0	0	GRANT FUHR	1	0	0	0	4	0	0	0	0	0	0	0	0
RICHARD SMEHLIK	1	0	0	0	2	0	0	0	0	0	0	0	0	JOCHEN HECHT	1	0	0	1	0	0	0	0	0	0	0	0	0
MICHAL GROSEK	2	0	0	0	1	2	0	0	0	0	0	6	0	BRYAN HELMER	1	0	0	0	0	0	0	0	0	0	0	0	0
JAY MCKEE	2	0	0	0	1	0	0	0	0	0	0	0	0	CHRIS MCALPINE	1	0	0	1	4	0	0	0	0	0	1	0	
ERIK RASMUSSEN	2	0	0	0	2	0	0	0	0	0	2	2	0	RICARD PERSSON	1	0	0	0	4	0	0	0	0	2	0	0	0
ROB RAY	2	0	0	0	1	2	0	0	0	0	0	0	0	CRAIG CONROY	2	0	0	0	1	0	0	0	0	0	2	0	0
DARRYL SHANNON	2	0	0	0	1	0	0	0	0	0	0	4	0	MICHAL HANDZUS	2	0	0	0	2	0	0	0	0	0	0	0	0
DIXON WARD	2	0	0	0	0	0	0	0	0	0	1	0	0	SCOTT PELLERIN	2	0	0	0	1	2	0	0	0	0	2	0	0
MIKE WILSON	2	0	0	0	1	2	0	0	0	0	0	2	0	RUDY POESCHEK	2	0	0	0	1	2	0	0	0	0	0	0	0
														PASCAL RHEAUME	2	0	0	0	0	0	0	0	0	0	5	0	0
														JAMIE RIVERS	2	0	0	0	0	0	0	0	0	0	2	0	0
														SCOTT YOUNG	2	0	0	0	1	0	0	0	0	0	5	0	0

Power-play: 2-16 12.5% Penalty killing: 11-15 73.3%

Power-play: 4-15 26.7% Penalty killing: 14-16 87.5%

Goaltending

SABRES	GP	MIN	GA	Avg	EN	SO	W	L	T	Shots	Save%	BLUES	GP	MIN	GA	Avg	EN	SO	W	L	T	Shots	Save%
DOMINIK HASEK	2	123	6	2.9	0	0	0	1	1	73	.918	JAMIE MCLENNAN	1	65	2	1.8	0	0	0	0	1	16	.875
												GRANT FUHR	1	60	2	2.0	0	0	1	0	0	25	.920

1998-99 REGULAR SEASON



TAMPA BAY LIGHTNING VS. BUFFALO SABRES



Summary: Won-2 Lost-2 Tied-0

At BUFFALO Score Attend. Goaltenders W/T Goal
Dec. 23, 1998 SABRES 2 LIGHTNING 0 17,149 HASEK/RANFORD BRIAN HOLZINGER
Mar. 11, 1999 SABRES 2 LIGHTNING 5 18,595 BIRON/SCHWAB DARCY TUCKER

At TAMPA Score Attend. Goaltenders W/T Goal
Nov. 29, 1998 SABRES 6 LIGHTNING 3 9,351 HASEK/RANFORD, SCHWAB MATTHEW BARNABY
Jan. 19, 1999 SABRES 1 LIGHTNING 2 10,136 HASEK/SCHWAB ROB ZAMUNER

Goals by Period:	1st	2nd	3rd	OT	Total	Shots by Period:	1st	2nd	3rd	OT	Total
SABRES	5	3	3	0	11	SABRES	37	30	40	0	107
LIGHTNING	4	3	3	0	10	LIGHTNING	39	53	32	0	124

Individual Scoring

SABRES	GP	G	A	TP	+/-	PP	PP	SH	GW	GT	EN	S	Pctg	LIGHTNING	GP	G	A	TP	+/-	PP	PP	SH	GW	GT	EN	S	Pctg
MICHAL GROSEK	4	3	2	5	5	0	0	0	0	0	0	9	33.3	DARCY TUCKER	4	2	1	3	1	7	2	0	1	0	11	18.2	
CURTIS BROWN	4	1	4	5	6	4	0	0	0	0	0	7	14.3	STEPHANE RICHER	3	1	2	3	1	2	0	0	0	0	7	14.3	
MIROSLAV SATAN	4	2	1	3	2	0	0	1	0	0	0	5	40.0	WENDEL CLARK	4	2	2	2	2	2	0	0	0	0	15	13.3	
MATTHEW BARNABY	3	1	2	3	2	2	0	0	1	0	0	4	25.0	ROBERT PETROVICIKY	1	1	1	2	1	0	0	0	0	0	3	33.3	
DIXON WARD	4	1	2	3	1	2	0	0	0	0	0	4	25.0	DAVID WILKIE	2	1	1	2	3	0	0	0	0	0	2	50.0	
MICHAEL PECA	4	2	0	2	1	6	0	0	0	0	0	11	18.2	JASON BONSIGNORE	1	0	2	2	2	0	0	0	0	0	0	0	0
JAY MCKEE	4	0	2	2	3	0	0	0	0	0	0	5	0	CHRIS GRATTON	3	0	2	1	24	0	0	0	0	0	7	0	
BRIAN HOLZINGER	4	1	0	1	3	2	1	0	1	0	0	11	9.1	V. LECALAVALIER	4	0	2	1	0	0	0	0	0	0	4	0	
JAMES PATRICK	1	0	1	1	0	0	0	0	0	0	0	0	0	BRENT PETERSON	2	1	0	1	1	0	0	0	0	0	3	33.3	
DARRYL SHANNON	4	0	1	1	3	10	0	0	0	0	0	6	0	MIKE SILLINGER	3	1	0	1	0	0	0	0	0	0	5	20.0	
VACLAV VARADA	4	0	1	1	1	5	0	0	0	0	0	6	0	ROB ZAMUNER	3	1	0	1	1	2	0	0	1	0	3	33.3	
JASON WOOLLEY	4	0	1	1	2	6	0	0	0	0	0	6	0	PETR SVOBODA	2	0	1	1	1	2	0	0	0	0	3	0	
R. CUNNEYWORTH	1	0	0	0	0	0	0	0	0	0	0	0	0	PAVEL KUBINA	3	0	1	1	5	2	0	0	0	0	3	0	
J-LUC GRAND-PIERRE	1	0	0	0	1	0	0	0	0	0	0	0	0	COREY SCHWAB	3	0	1	1	0	0	0	0	0	0	0	0	0
MIKE HURLBUT	1	0	0	2	0	0	0	0	0	0	0	2	0	A. SELIVANOV	3	0	1	1	1	0	0	0	0	0	0	11	0
RUMUN NDUR	1	0	0	0	1	0	0	0	0	0	0	0	0	BENOIT HOGUE	4	0	1	1	2	0	0	0	0	0	5	0	
PAUL KRUISE	2	0	0	0	0	0	0	0	0	0	0	2	0	DREW BANNISTER	1	0	0	0	0	0	0	0	0	0	4	0	
DOMINIK HASEK	3	0	0	0	2	0	0	0	0	0	0	0	0	ALEXANDRE DAIGLE	1	0	0	0	1	0	0	0	0	0	0	0	
ERIK RASMUSSEN	3	0	0	0	2	0	0	0	0	0	0	3	0	DAYMOND LANGKOW	1	0	0	0	1	0	0	0	0	0	0	0	0
ROB RAY	3	0	0	0	0	0	0	0	0	0	0	1	0	KJELL SAMUELSSON	1	0	0	0	0	0	0	0	0	0	1	0	0
GEOFF SANDERSON	3	0	0	0	1	0	0	0	0	0	0	10	0	ANDREI SKOPINTSEV	1	0	0	0	2	0	0	0	0	0	3	0	0
RICHARD SMEHLIK	3	0	0	0	4	4	0	0	0	0	0	0	0	KARL DYKHUIS	2	0	0	0	1	0	0	0	0	0	4	0	0
MIKE WILSON	3	0	0	0	1	2	0	0	0	0	0	2	0	CRAIG JANNEY	2	0	0	0	2	0	0	0	0	0	2	0	0
ALEXEI ZHITNIK	3	0	0	0	4	4	0	0	0	0	0	9	0	STEVE KELLY	2	0	0	0	1	2	0	0	0	0	1	0	0
WAYNE PRIMEAU	4	0	0	0	3	0	0	0	0	0	0	4	0	MIKAEL ANDERSSON	3	0	0	0	1	0	0	0	0	0	3	0	0
														CORY CROSS	4	0	0	0	4	0	0	0	0	0	8	0	0
														JASSEN CULLIMORE	4	0	0	0	1	4	0	0	0	0	5	0	0
														MIKE MCBAIN	4	0	0	0	1	4	0	0	0	0	4	0	0
														SANDY MCCARTHY	4	0	0	0	1	2	0	0	0	0	6	0	0

Power-play: 1-17 5.9% Penalty killing: 18-20 90.0%

Power-play: 2-20 10.0% Penalty killing: 16-17 94.1%

Goaltending

SABRES	GP	MIN	GA	Avg	EN	SO	W	L	T	Shots	Save%	LIGHTNING	GP	MIN
--------	----	-----	----	-----	----	----	---	---	---	-------	-------	-----------	----	-----

1998-99 REGULAR SEASON



TORONTO MAPLE LEAFS VS. BUFFALO SABRES



Summary: Won-3 Lost-2 Tied-0

Ai	Score	Attend.	Goaltenders	W/T Goal
Oct. 30, 1998	SABRES 4 MAPLE LEAFS 1	17,703	HASEK/ JOSEPH	MATTHEW BARNABY
Nov. 20, 1998	SABRES 4 MAPLE LEAFS 1	18,595	HASEK/ POTVIN	MICHAL GROSEK
Feb. 17, 1999	SABRES 2 MAPLE LEAFS 3	18,595	HASEK/ HEALY	MATS SUNDIN

Ai	Score	Attend.	Goaltenders	W/T Goal
Oct. 31, 1998	SABRES 6 MAPLE LEAFS 3	15,726	HASEK/ POTVIN	MICHAEL PECA
Nov. 21, 1998	SABRES 1 MAPLE LEAFS 2	15,726	HASEK/ JOSEPH	IGOR KOROLEV

Goals by Period:	1st	2nd	3rd	OT	Total	Shots by Period:	1st	2nd	3rd	OT	Total
SABRES	7	6	4	0	17	SABRES	43	42	31	3	119
MAPLE LEAFS	1	7	1	1	10	MAPLE LEAFS	44	64	52	3	163

Individual Scoring

SABRES	GP	G	A	TP	+/	-	PP	SH	GW	GT	EN	S	Pctg
MIROSLAV SATAN	5	2	3	5	3	0	1	0	0	0	0	12	16.7
ALEXEI ZHITNIK	5	2	3	5	3	6	0	1	0	0	1	8	25.0
GEOFF SANDERSON	4	3	1	4	4	0	0	0	0	0	0	7	42.9
MATTHEW BARNABY	4	2	2	4	2	2	0	1	0	0	0	4	50.0
DIXON WARD	4	2	2	4	0	0	0	0	0	2	100.0		
BRIAN HOLZINGER	5	1	3	4	5	2	1	0	0	0	0	7	14.3
RICHARD SMEHLIK	5	0	4	4	3	4	0	0	0	0	0	4	0.0
MICHAL GROSEK	5	2	1	3	2	23	0	1	0	0	8	25.0	
CURTIS BROWN	4	1	2	3	4	2	0	0	0	0	6	18.7	
DEREK PLANTE	5	1	2	3	2	0	0	0	0	0	9	11.1	
JASON WOOLLEY	5	0	3	3	6	0	0	0	0	0	15	0.0	
MICHAEL PECA	5	1	1	2	2	4	0	1	0	0	9	11.1	
MIKE WILSON	1	0	1	1	1	0	0	0	0	0	0	0	0.0
JAY MCKEE	3	0	1	1	1	0	0	0	0	0	3	0.0	
JAMES PATRICK	4	0	1	1	4	0	0	0	0	0	4	0.0	
VACLAV VARADA	4	0	1	1	4	0	0	0	0	0	3	0.0	
ROB RAY	5	0	1	1	17	0	0	0	0	0	0	0	0.0
DARRYL SHANNON	5	0	1	1	2	2	0	0	0	0	6	0.0	
R. CUNNEYWORTH	1	0	0	0	1	0	0	0	0	0	1	0.0	
ERIK RASMUSSEN	1	0	0	0	10	0	0	0	0	0	2	0.0	
RUMUN NDUR	2	0	0	0	1	0	0	0	0	0	0	0	0.0
PAUL KRUSE	3	0	0	0	6	0	0	0	0	0	2	0.0	
WAYNE PRIMEAU	5	0	0	0	2	2	0	0	0	0	7	0.0	

MAPLE LEAFS	GP	G	A	TP	+/	-	PP	SH	GW	GT	EN	S	Pctg
MATS SUNDIN	5	1	3	4	1	4	0	0	1	0	0	19	5.3
MIKE JOHNSON	5	3	0	3	4	2	0	1	0	0	0	10	30.0
STEVE THOMAS	5	0	3	3	1	0	0	0	0	0	0	17	0.0
STEVE SULLIVAN	3	2	0	2	4	1	0	0	0	0	10	20.0	
IGOR KOROLEV	5	2	0	2	0	0	0	1	0	0	8	25.0	
TIE DOMI	5	1	1	2	37	0	0	0	0	0	5	20.0	
DEREK KING	5	0	2	2	5	0	0	0	0	0	10	0.0	
FREDRIK MODIN	4	1	0	1	0	0	0	0	0	0	11	9.1	
CURTIS JOSEPH	2	0	1	1	0	0	0	0	0	0	0	0	0.0
SERGEI BEREZIN	4	0	1	1	2	0	0	0	0	0	13	0.0	
TOMAS KABERLE	4	0	1	1	3	0	0	0	0	0	4	0.0	
ALYN MCCAULEY	4	0	1	1	4	0	0	0	0	0	8	0.0	
SYLVAIN COTE	5	0	1	1	1	0	0	0	0	0	9	0.0	
KRIS KING	5	0	1	1	18	0	0	0	0	0	2	0.0	
BRYAN BERARD	1	0	0	0	0	0	0	0	0	0	2	0.0	
DALLAS EAKINS	1	0	0	0	5	0	0	0	0	0	0	0	0.0
LADISLAV KOHN	1	0	0	0	1	0	0	0	0	0	1	0.0	
TODD WARRINER	1	0	0	0	0	0	0	0	0	0	2	0.0	
A. KARPOVITSEV	2	0	0	0	1	2	0	0	0	0	2	0.0	
YANNICK TREMBLAY	2	0	0	0	3	0	0	0	0	0	3	0.0	
D. HENDRICKSON	3	0	0	0	2	0	0	0	0	0	4	0.0	
DANIIL MARKOV	5	0	0	0	2	2	0	0	0	0	2	0.0	
JASON SMITH	5	0	0	0	3	2	0	0	0	0	7	0.0	
GARRY VALK	5	0	0	0	1	2	0	0	0	0	4	0.0	
DIMITRI YUSHKEVICH	5	0	0	0	3	2	0	0	0	0	10	0.0	

Power-play:	2-18	11.1%
Penalty killing:	22-23	95.7%

Power-play:	1-23	4.3%
Penalty killing:	16-18	88.9%

Goaltending

SABRES	GP	MIN	GA	Avg	EN	SO	W	L	T	Shots	Save%
DOMINIK HASEK	5	304	10	2.0	0	0	3	2	0	163	.939

MAPLE LEAFS	GP	MIN	GA	Avg	EN	SO	W	L	T	Shots	Save%
CURTIS JOSEPH	2	120	5	2.5	0	0	1	1	0	41	.878
FELIX POTVIN	2	119	9	4.5	1	0	0	2	0	50	.820
GLENN HEALY	1	64	2	1.9	0	0	1	0	0	27	.926

1998-99 REGULAR SEASON



VANCOUVER CANUCKS VS. BUFFALO SABRES



Summary: Won-1 Lost-0 Tied-0

Ai	Score	Attend.	Goaltenders	W/T Goal
Feb. 28, 1999	SABRES 2 CANUCKS 0	14,760	ROLOSON/ SNOW	RANDY CUNNEYWORTH

Goals by Period:	1st	2nd	3rd	OT	Total	Shots by Period:	1st	2nd	3rd	OT	Total
SABRES	0	1	1	0	2	SABRES	7	4	7	0	18
CANUCKS	0	0	0	0	0	CANUCKS	1	6	8	0	15

Individual Scoring

SABRES	GP	G	A	TP	+/	-	PP	SH	GW	GT	EN	S	Pctg
R. CUNNEYWORTH	1	1	0	1	1	0	0	0	1	0	0	1	100.0
MICHAL GROSEK	1	1	0	1	1	0	0	0	0	0	1	1	100.0
ALEXEI ZHITNIK	1	0	1	1	2	0	0	0	0	0	2	0	0.0
MATTHEW BARNABY	1	0	0	0	0	0	0	0	0	0	1	0	0.0
CURTIS BROWN	1	0	0	0	1	0	0	0	0	0	2	0	0.0
BRIAN HOLZINGER	1	0	0	0	2	0	0	0	0	0	1	0	0.0
JAY MCKEE	1	0	0	0	0	0	0	0	0	0	0	0	0.0
JAMES PATRICK	1	0	0	0	0	0	0	0	0	0	2	0	0.0
MICHAEL PECA	1	0	0	0	2	0	0	0	0	0	0	0	0.0
DEREK PLANTE	1	0	0	0	0	0	0	0	0	0	0	0	0.0
WAYNE PRIMEAU	1	0	0	0	1	0	0	0	0	0	2	0	0.0
ROB RAY	1	0	0	0	1	0	0	0	0	0	0	0	0.0
GEOFF SANDERSON	1	0	0	0	0	0	0	0	0	0	2	0	0.0
MIROSLAV SATAN	1	0	0	0	1	0	0	0	0	0	0	0	0.0
DARRYL SHANNON	1	0	0	0	1	2	0	0	0	0	1	0	0.0
RICHARD SMEHLIK	1	0	0	0	1	0	0	0	0	0	1	0	0.0
DIXON WARD	1	0	0	0	0	0	0	0	0	0	0	0	0.0
JASON WOOLLEY	1	0	0	0	0	0	0	0	0	0	2	0	0.0

CANUCKS	GP	G	A	TP	+/	-	PP	SH	GW	GT	EN	S	Pctg
ADRIAN AUCCOIN	1	0	0	0	1	2	0	0	0	0	0	0	0.0
MURRAY BARON	1	0	0	0	1	0	0	0	0	0	0	0	0.0
TODD BERTUZZI	1	0	0	0	1	0	0	0	0	0	0	4	0.0
DONALD BRASHEAR	1	0	0	0	0	0	0	0	0	0	0	1	0.0
DAVE GAGNER	1	0	0	0	1	0	0	0	0	0	0	2	0.0
DARBY HENDRICKSON	1	0	0	0	1	0	0	0	0	0	0	2	0.0
JAMIE HUSCROFT	1	0	0	0	1	0	0	0	0	0	0	0	0.0
TRENT KLATT	1	0	0	0	0	0	0	0	0	0	0	0	0.0
BRAD MAY	1	0	0	0	1	2	0	0	0	0	0	0	0.0
BRYAN MCCABE	1	0	0	0	0	0	0	0	0	0	0	1	0.0
BILL MUCKALT	1	0	0	0	1	0	0	0	0	0	0	1	0.0
MARKUS NASLUND	1	0	0	0	1	0	0	0	0	0	0	0	0.0
BERT ROBERTSSON	1	0	0	0	0	0	0	0	0	0	0	0	0.0
DAVE SCATCHARD	1	0	0	0	2	0	0	0	0	0	0	1	0.0
PETER SCHAEFER	1	0	0	0	0	0	0	0	0	0	0	0	0.0
JASON STRUDWICK	1	0	0	0	1	0	0	0	0	0	0	0	0.0
STEVE WASHBURN	1	0	0	0	0	0	0	0	0	0	0	0	0.0
HARRY YORK	1	0	0	0	1	0	0	0	0	0	0	1	0.0

Power-play:	0-3	0%
Penalty killing:	4-4	100.0%

Power-play:	0-4	0%
Penalty killing:	3-3	100.0%

Goaltending

SABRES	GP	MIN	GA	Avg	EN	SO	W	L	T	Shots	Save%
DWAYNE ROLOSON	1	60	0	0.0	0	1	1	0	0	15	1.000

CANUCKS	GP	MIN	GA	Avg	EN	SO	W	L	T	Shots	Save%
GARTH SNOW	1	59	1	1.0	1	0	0	1	0	17	.941



1998-99 REGULAR SEASON



WASHINGTON CAPITALS VS. BUFFALO SABRES



Summary: Won- 2 Lost- 2 Tied- 0

At BUFFALO	Score	Attend.	Goaltenders	W/T Goal
Oct. 23, 1998	SABRES 0 CAPITALS 1	16,526	HASEK/ KOLZIG	JAROSLAV SVEJKOVSKY
Apr. 18, 1999	SABRES 3 CAPITALS 0	18,595	HASEK/ BROCHU	MIROSLAV SATAN

At WASHINGTON	Score	Attend.	Goaltenders	W/T Goal
Nov. 12, 1998	SABRES 2 CAPITALS 0	18,117	HASEK/ KOLZIG	DIXON WARD
Feb. 7, 1999	SABRES 1 CAPITALS 3	16,812	HASEK/ KOLZIG	RICHARD ZEDNIK

Goals by Period:	1st	2nd	3rd	OT	Total	Shots by Period:	1st	2nd	3rd	OT	Total
SABRES	1	2	3	0	6	SABRES	31	38	35	0	104
CAPITALS	1	2	1	0	4	CAPITALS	44	41	33	0	118

Individual Scoring

SABRES													CAPITALS												
GP	G	A	TP	+/	PP	PP	SH	GW	GT	EN	S	Pctg	GP	G	A	TP	+/	PP	PP	SH	GW	GT	EN	S	Pctg
MIROSLAV SATAN	4	2	0	2	2	2	1	0	1	0	0	8 25.0	S. KONOWALCHUK	1	1	1	2	2	2	0	0	0	0	0	4 25.0
JASON WOOLLEY	4	1	1	2	3	0	0	0	0	0	0	9 11.1	JAN BULIS	2	0	2	2	1	0	0	0	0	0	0	1 0
BRIAN HOLZINGER	4	0	2	2	2	4	0	0	0	0	0	5 0	J. SVEJKOVSKY	1	1	0	1	2	0	0	1	0	0	5 20.0	
VACLAV VARADA	4	0	2	2	3	0	0	0	0	0	0	8 0	RICHARD ZEDNIK	2	1	0	1	2	0	0	1	0	0	8 12.5	
DEREK PLANTE	2	1	0	1	1	0	0	0	0	0	0	3 33.3	JOE JUNEAU	3	1	0	1	2	0	0	0	0	0	6 16.7	
PAUL KRUSE	3	1	0	1	1	0	0	0	0	0	0	5 20.0	PETER BONDRA	3	0	1	1	1	6	0	0	0	0	0	16 0
DIXON WARD	4	1	0	1	1	4	0	0	1	0	0	2 50.0	BRENDAN WITT	3	0	1	1	2	0	0	0	0	0	3 0	
MICHAL GROSEK	3	0	1	1	3	0	0	0	0	0	0	7 0	ADAM OATES	4	0	1	1	0	0	0	0	0	0	5 0	
WAYNE PRIMEAU	3	0	1	1	1	2	0	0	0	0	0	2 0	MARTIN BROCHU	1	0	0	0	2	0	0	0	0	0	0 0	
MICHAEL PECA	4	0	1	1	1	2	0	0	0	0	0	8 0	SERGEI GONCHAR	1	0	0	0	0	0	0	0	0	0	0 4 0	
MATTHEW BARNABY	1	0	0	0	1	0	0	0	0	0	0	4 0	BENOIT GRATTON	1	0	0	0	2	0	0	0	0	0	1 0	
STU BARNES	1	0	0	0	0	0	0	0	0	0	0	0 0	TREVOR HALVERSON	1	0	0	0	1	0	0	0	0	0	0 1 0	
R. CUNNEYWORTH	1	0	0	0	0	0	0	0	0	0	0	2 0	MICHAL PIVONKA	1	0	0	0	1	0	0	0	0	0	0 1 0	
RUMUN NDUR	1	0	0	0	2	0	0	0	0	0	0	1 0	STEVE POAPST	1	0	0	0	1	2	0	0	0	0	0 0 0	
RHETT WARRENER	1	0	0	0	0	0	0	0	0	0	0	1 0	ALEXEI TEZIKOV	1	0	0	0	1	0	0	0	0	0	0 1 0	
JAMES PATRICK	2	0	0	0	2	0	0	0	0	0	0	0 0	JEFF TOMS	1	0	0	0	1	0	0	0	0	0	0 3 0	
ERIK RASMUSSEN	3	0	0	0	0	0	0	0	0	0	0	2 0	TOM CHORSKE	2	0	0	0	1	0	0	0	0	0	0 4 0	
ROB RAY	3	0	0	0	0	6	0	0	0	0	0	0 0	ENRICO CICCONE	2	0	0	0	2	0	0	0	0	0	0 4 0	
CURTIS BROWN	4	0	0	0	3	2	0	0	0	0	0	8 0	MATTHEW HERR	2	0	0	0	1	0	0	0	0	0	0 1 0	
JAY MCKEE	4	0	0	0	1	4	0	0	0	0	0	5 0	DALE HUNTER	2	0	0	0	2	0	0	0	0	0	0 1 0	
GEOFF SANDERSON	4	0	0	0	1	6	0	0	0	0	0	4 0	CHRIS SIMON	2	0	0	0	4	0	0	0	0	0	0 2 0	
DARRYL SHANNON	4	0	0	0	1	4	0	0	0	0	0	4 0	CRAIG BERUBE	3	0	0	0	1	2	0	0	0	0	0 3 0	
RICHARD SMEHLIK	4	0	0	0	2	2	0	0	0	0	0	6 0	JAMES BLACK	3	0	0	0	1	0	0	0	0	0	0 2 0	
ALEXEI ZHITNIK	4	0	0	0	1	4	0	0	0	0	0	10 0	CALLE JOHANSSON	3	0	0	0	2	0	0	0	0	0	0 1 0	
													KELLY MILLER	3	0	0	0	0	0	0	0	0	0	0 2 0	
													DMITRI MIRONOV	3	0	0	0	4	0	0	0	0	0	0 7 0	
													ANDREI NIKOLISHIN	3	0	0	0	2	0	0	0	0	0	0 6 0	
													JOE REEKIE	3	0	0	0	2	4	0	0	0	0	0 5 0	
													MARK TINORDI	3	0	0	0	1	2	0	0	0	0	0 3 0	
													BRIAN BELLOWS	4	0	0	0	2	0	0	0	0	0	0 9 0	
													MIKE EAGLES	4	0	0	0	2	0	0	0	0	0	0 4 0	
													KEN KLEE	4	0	0	0	1	0	0	0	0	0	0 5 0	

Power-play: 1-16 6.3%
Penalty killing: 17-17 100.0%

Power-play: 0-17 0%
Penalty killing: 15-16 93.8%

Goaltending

SABRES													CAPITALS												
GP	MIN	GA	Avg	EN	SO	W	L	T	Shots	Save%	GP	MIN	GA	Avg	EN	SO	W	L	T	Shots	Save%				
DOMINIK HASEK	4	238	4	1.0	0	2	2	2	0	118 .966	OLAF KOLZIG	3	179	3	1.0	0	1	2	1	0	75 .960				
											MARTIN BROCHU	1	60	3	3.0	0	0	0	1	0	29 .697				

MISCELLANEOUS STATISTICS 1998-99

Regular Season

Record

When the Sabres...

Played a 1-Goal Game	10-14
Played a 2-Goal Game	13-7
Played a 3-Goal Game	14-7

When the Sabres...

Scored First	31-4-4
Opp. Scored First	6-24-13
Led After 1 Period	21-2-2
Trailed After 1 Period	2-17-6
Tied After 1 Period	14-9-9
Led After 2 Periods	28-1-3
Trailed After 2 Periods	5-21-5
Tied After 2 Periods	4-6-9
Outshot opponent	12-13-4
Were Outshot	23-15-13
Had Even shots	2-0-0
Overtime (all-time)	36-45-171

Playoffs

Record

When the Sabres...

Played a 1-Goal Game	8-2
Played a 2-Goal Game	3-4
Played a 3-Goal Game	3-1

When the Sabres...

Scored First	11-3-0
Opp. Scored First	3-4-0
Led After 1 Period	7-0-0
Trailed After 1 Period	3-3-0
Tied After 1 Period	4-4-0
Led After 2 Periods	9-0-0
Trailed After 2 Periods	3-4-0
Tied After 2 Periods	2-3-0
Outshot opponent	3-4-0
Were Outshot	10-3-0
Had Even shots	1-0-0
Overtime (all-time)	21-19



SABRES ALL-TIME RECORDS BY TEAM

ALL-TIME RECORD	GP	W	L	T	GF	GA	PTS.	PCT.
Anaheim	10	5	4	1	25	26	11	.550
Boston	189	77	85	27	638	652	181	.479
Calgary	49	25	17	7	180	159	57	.582
ATLANTA	35	15	11	9	135	111	39	.557
Total	84	40	28	16	315	270	96	.571
CALIFORNIA	34	16	10	8	126	104	40	.588
Carolina	10	6	3	1	25	23	13	.650
HARTFORD	125	64	45	16	453	386	144	.576
Total	135	70	48	17	478	409	157	.581
Chicago	96	45	39	12	315	282	102	.531
CLEVELAND	12	9	3	0	65	35	18	.750
Colorado	8	3	3	2	23	22	8	.500
QUEBEC	112	50	44	18	404	395	118	.528
Total	120	53	47	20	427	417	126	.525
Dallas	10	4	6	0	21	31	8	.400
MINNESOTA	89	42	31	16	305	261	100	.562
Total	99	46	37	16	326	292	108	.545
Detroit	100	50	37	13	368	326	113	.565
Edmonton	53	15	30	8	177	215	38	.358
Florida	24	13	8	2	79	51	30	.708
Los Angeles	99	47	34	18	374	318	112	.566
Montreal	179	72	76	31	551	602	175	.489
Nashville	2	1	1	0	5	5	2	.500
New Jersey	57	25	22	10	201	195	60	.526
COLORADO	31	25	2	4	142	76	54	.871
Total	88	50	24	14	343	271	114	.648
N.Y. Islanders	102	48	38	16	322	294	112	.549
N.Y. Rangers	114	53	40	21	398	367	127	.557
Ottawa	38	22	9	7	125	67	51	.671
Philadelphia	110	39	52	19	332	362	97	.441
Phoenix	6	2	2	2	13	14	6	.500
WINNIPEG	46	30	12	4	190	132	64	.696
Total	52	32	14	6	203	146	70	.673
Pittsburgh	122	48	43	31	452	398	127	.520
St. Louis	95	43	39	13	317	319	99	.521
San Jose	15	9	3	3	66	49	21	.700
Tampa Bay	26	16	8	2	78	66	34	.654
Toronto	110	60	37	13	432	320	133	.605
Vancouver	96	40	38	18	333	318	98	.510
Washington	92	57	27	13	352	243	127	.690

(Defunct teams in CAPS)

SABRES ALL-TIME RECORDS BY TEAM

HOME RECORD	GP	W	L	T	GF	GA	PTS	PCT.
Anaheim	5	2	2	1	12	14	5	.500
Boston	95	48	32	15	352	287	111	.584
Calgary	24	16	6	2	102	64	34	.708
ATLANTA	18	8	7	3	75	61	19	.528
Total	42	24	13	5	177	125	53	.631
CALIFORNIA	17	9	3	5	66	45	23	.676
Carolina	5	4	1	0	13	9	8	.800
HARTFORD	62	35	20	7	258	195	77	.621
Total	67	39	21	7	271	204	85	.634
Chicago	49	30	13	6	187	128	66	.673
CLEVELAND	6	4	2	0	28	18	8	.667
Colorado	4	2	1	1	14	14	5	.625
QUEBEC	56	32	16	8	226	182	72	.643
Total	60	34	17	9	240	196	77	.642
Dallas	5	3	2	0	12	12	6	.600
MINNESOTA	44	23	11	10	165	119	56	.636
Total	49	26	13	10	177	131	62	.633
Detroit	49	32	9	8	217	138	72	.735
Edmonton	27	10	11	6	107	103	26	.481
Florida	13	9	2	2	45	18	20	.769
Los Angeles	49	25	15	9	199	146	59	.602
Montreal	89	45	25	19	280	243	109	.612
Nashville	1	0	1	0	2	4	0	.000
New Jersey	28	13	11	4	106	105	30	.536
COLORADO	16	14	1	1	80	35	29	.906
Total	44	27	12	5	186	140	59	.670
N.Y. Islanders	51	27	16	8	178	144	62	.608
N.Y. Rangers	58	35	16	7	249	182	77	.664
Ottawa	18	12	5	1	66	27	25	.694
Philadelphia	53	26	20	7	183	158	59	.557
Phoenix	3	1	0	2	9	5	4	.667
WINNIPEG	23	19	2	2	107	57	40	.870
Total	26	20	2	4	116	62	44	.846
Pittsburgh	61	32	**13	16	254	163	80	.656
St. Louis	48	29	13	6	195	149	64	.667
San Jose	8	8	0	0	41	23	16	1.000
Tampa Bay	13	6	6	1	33	41	13	.500
Toronto	56	35	17	4	233	157	74	.661
Vancouver	48	24	*16	8	176	142	56	.583
Washington	47	31	10	6	189	124	68	.723

* - includes one game played at Hamilton, ONT

** - includes one game played at Sacramento, CA

SABRES ALL-TIME RECORDS BY TEAM

ROAD RECORD	GP	W	L	T	GF	GA	PTS	PCT.
Anaheim	5	3	2	0	13	12	6	.600
Boston	94	29	53	12	286	365	70	.372
Calgary	25	9	11	5	78	95	23	.460
ATLANTA	17	7	4	6	60	50	20	.588
Total	42	16	15	11	138	145	43	.512
CALIFORNIA	17	7	7	3	60	59	17	.500
Carolina	5	2	2	1	12	14	5	.500
HARTFORD	63	29	25	9	195	191	67	.532
Total	68	31	27	10	207	205	72	.529
Chicago	47	15	26	6	128	154	36	.383
CLEVELAND	6	5	1	0	37	17	10	.833
Colorado	4	1	2	1	9	8	3	.375
QUEBEC	56	18	28	10	178	213	46	.411
Total	60	19	30	11	187	221	49	.408
Dallas	5	1	4	0	9	19	2	.200
MINNESOTA	45	19	20	6	140	142	44	.489
Total	50	20	24	6	149	161	46	.460
Detroit	51	18	28	5	151	188	41	.402
Edmonton	26	5	19	2	70	112	12	.231
Florida	11	5	6	0	34	33	10	.455
Los Angeles	50	22	19	9	175	172	53	.530
Montreal	90	27	51	12	271	359	66	.367
Nashville	1	1	0	0	3	1	2	1.000
New Jersey	29	12	11	*6	95	90	30	.517
COLORADO	15	11	1	3	62	41	25	.833
Total	44	23	12	9	157	131	55	.625
N.Y. Islanders	51	21	22	**8	144	150	50	.490
N.Y. Rangers	56	18	24	14	149	185	50	.446
Ottawa	20	10	4	6	59	40	26	.650
Philadelphia	57	13	32	12	149	204	38	.333
Phoenix	3	1	2	0	4	9	2	.333
WINNIPEG	23	11	10	2	83	75	24	.522
Total	26	12	12	2	87	84	26	.500
Pittsburgh	61	16	30	15	198	235	47	.385
St. Louis	47	14	26	7	122	170	36	.372
San Jose	7	1	3	3	25	26	5	.357
Tampa Bay	13	10	2	1	45	25	21	.808
Toronto	54	25	20	9	199	163	59	.546
Vancouver	48	16	22	10	157	176	42	.438
Washington	45	26	12	7	163	119	59	.656

* - includes one game played at Hamilton, ONT
 ** - includes one game played at Minneapolis, MN

LAST 10 GAMES VS. EACH TEAM

Team	1	2	3	4	5	6	7	8	9	10	Record
Anaheim Mighty Ducks	W	W	L	L	T	L	W	W	L	W	5-4-1
Boston Bruins	L	T	T	L	W	W	W	W	W	L	5-3-2
Calgary Flames	W	W	L	L	L	T	W	W	W	T	5-3-2
Carolina Hurricanes	T	W	L	W	L	W	L	W	W	L	6-3-1
Chicago Blackhawks	W	L	L	L	W	L	L	L	W	L	3-7-0
Colorado Avalanche	L	W	T	W	L	W	L	T	W	L	4-4-2
Dallas Stars	W	L	L	W	L	W	L	L	L	W	4-6-0
Detroit Red Wings	W	L	W	L	L	L	L	L	T	L	2-7-1
Edmonton Oilers	L	L	W	L	L	L	T	W	L	L	2-7-1
Florida Panthers	L	W	L	W	W	T	L	W	W	W	6-3-1
Los Angeles Kings	W	W	T	W	W	L	T	W	L	W	6-2-2
Montreal Canadiens	W	W	W	W	T	W	W	L	W	L	7-2-1
Nashville Predators	—	—	—	—	—	—	—	—	W	L	1-1-0
New Jersey Devils	L	L	L	L	L	L	W	L	T	L	1-8-1
New York Islanders	W	W	L	W	L	L	L	T	W	W	5-4-1
New York Rangers	T	W	T	W	W	T	W	W	W	W	7-0-3
Ottawa Senators	L	W	L	T	L	T	L	T	T	T	1-4-5
Philadelphia Flyers	W	W	L	T	L	W	T	W	T	T	4-2-4
Phoenix Coyotes	W	L	L	L	W	W	L	T	L	T	3-5-2
Pittsburgh Penguins	L	T	L	T	L	W	L	T	W	W	3-4-3
St. Louis Blues	L	L	W	W	W	T	W	T	T	L	4-3-3
San Jose Sharks	W	T	W	L	T	W	L	W	T	W	5-2-3
Tampa Bay Lightning	W	W	T	W	W	W	W	W	L	L	7-2-1
Toronto Maple Leafs	T	L	W	W	T	W	W	W	L	L	5-3-2
Vancouver Canucks	L	W	W	L	L	W	L	W	W	W	6-4-0
Washington Capitals	W	L	L	W	L	W	L	W	L	W	5-5-0

Game 10 - represents most recent game

(NOTE: Of last 10 games: Winnipeg Jets for first two games, Phoenix Coyotes for last eight.)

THE LAST TIME THE SABRES...

The Sabres trailed by two goals and won:
 March 28, 1999 vs. Pittsburgh (4-3 OT)

The Sabres trailed by three goals and won:
 October 17, 1998 at Montreal (4-3)

The Sabres trailed by four goals and won:
 January 21, 1989 at Boston (6-5 OT)

The Sabres trailed by five goals and won:
 February 25, 1983 vs. Boston (7-6)

The Sabres led by two goals and lost:
 April 7, 1997 at Hartford (4-2)

The Sabres led by three goals and lost:
 December 13, 1991 vs. Hartford (8-4)

The Sabres led by four goals and lost:
 March 12, 1987 at Calgary (10-4)

The Sabres led by five goals and lost:
 The Sabres led by five goals and tied:
 Has never happened

THE LAST TIME THE SABRES...

The Sabres trailed by two goals and tied:
 February 21, 1999 vs. Detroit (4-4)

The Sabres trailed by three goals and tied:
 April 11, 1998 at Ottawa (4-4)

The Sabres trailed by four goals and tied:
 February 27, 1982 at Minnesota (5-5)

The Sabres trailed by five goals and tied:
 Has never happened

The Sabres led by two goals and tied:
 January 30, 1998 vs. Phoenix (3-3)

The Sabres led by three goals and tied:
 March 13, 1993 at Hartford (3-3)

The Sabres led by four goals and tied:
 October 28, 1978 at St. Louis (7-7)

The Sabres led by five goals and tied:
 Has never happened



SABRE STREAKS

Sabres Longest Winning Streaks

Games	Dates
10	1/4/84 to 1/23/84
9	12/11/76 to 12/29/76
9	11/24/79 to 12/13/79

(Note: Sabres won 11 straight over two seasons 4-1-75 to 10-26-75)

Sabres Longest Unbeaten Streaks

Games	Dates
14	3/6/80 to 4/6/80
13	1/4/84 to 1/29/84
13	1/21/98 to 3/2/98

Most Consecutive Ties

Games	Dates
4	12/22/77 to 1/1/78
4	1/9/81 to 1/16/81
4	2/26/82 to 3/6/82
4	12/9/84 to 12/16/84

Sabres Longest Losing Streaks

Games	Dates
7	10/25/70 to 11/8/70
7	4/3/93 to 4/15/93
7	10/9/93 to 10/22/93

Sabres Longest Winless Streaks

Games	Dates
12	11/23/91 to 12/20/91
10	11/7/71 to 12/1/71

THE LAST STREAK

Sabres Winning Streaks

Games	Dates
3	4/5/99 to 4/9/99
4	11/28/98 to 12/5/98
5	1/12/91 to 1/24/91
6	12/31/92 to 1/10/93
7	12/23/84 to 1/5/85
8	10/9/75 to 10/26/75
9	11/24/79 to 12/13/79
10	1/4/84 to 1/23/84

Sabres Unbeaten Streaks

Games	Dates
4	1/12/97 to 1/22/97
5	2/21/96 to 3/1/96
6	12/14/96 to 12/26/96
7	1/23/92 to 2/4/92
8	11/29/98 to 12/18/98
9	10/27/98 to 11/20/98
10	12/23/84 to 1/12/85
11	12/15/77 to 1/11/78
12	1/29/97 to 2/23/97
13	1/21/98 to 3/2/98
14	3/6/80 to 4/6/80

Sabres Losing Streaks

Games	Dates
3	12/28/98 to 1/1/99
4	2/2/99 to 2/7/99
5	12/7/90 to 12/16/90
6	1/26/91 to 2/6/91
7	10/9/93 to 10/22/93

Sabres Winless Streaks

Games	Dates
4	4/10/99 to 4/17/99
5	2/2/99 to 2/9/99
6	3/22/97 to 4/2/97
7	1/26/91 to 2/8/91
8	10/9/93 to 10/23/93
9	None
10	11/7/71 to 12/1/71
11	None
12	11/23/91 to 12/20/91
Games	Consecutive Ties
4	12/9/84 to 12/16/84

SABRES RECORD BY YEAR

YEAR	PRESEASON			REGULAR SEASON							PLAYOFFS	
	W	L	T	GP	W	L	T	GF	GA	PTS	W	L
1970-71	1	4	4	78	24	39	15	217	291	63	--	--
1971-72	3	1	5	78	16	43	19	203	289	51	--	--
1972-73	4	2	2	78	37	27	14	257	219	88	2	4
1973-74	0	6	2	78	32	34	12	242	250	76	--	--
1974-75	4	4	0	80	49	16	15	354	240	113	10	7
1975-76	3	6	0	80	46	21	13	339	240	105	4	5
1976-77	4	5	1	80	48	24	8	301	220	104	2	4
1977-78	3	3	4	80	44	19	17	288	215	105	3	5
1978-79	5	6	0	80	36	28	16	280	263	88	1	2
1979-80	3	6	2	80	47	17	16	318	201	110	9	5

1980-81	4	5	2	80	39	20	21	327	250	99	4	4
1981-82	2	5	3	80	39	26	15	307	273	93	1	3
1982-83	5	2	4	80	38	29	13	318	285	89	6	4
1983-84	2	8	0	80	48	25	7	315	257	103	0	3
1984-85	5	2	2	80	38	28	14	290	237	90	2	3
1985-86	3	3	2	80	37	37	6	296	291	80	--	--
1986-87	4	5	0	80	28	44	8	280	308	64	--	--
1987-88	7	2	0	80	37	32	11	283	305	85	2	4
1988-89	7	0	1	80	38	35	7	291	299	83	1	4
1989-90	4	3	2	80	45	27	8	286	248	98	2	4

1990-91	2	4	2	80	31	30	19	292	278	81	2	4
1991-92	3	5	1	80	31	37	12	289	299	74	3	4
1992-93	5	4	0	84	38	36	10	335	297	86	4	4
1993-94	1	6	0	84	43	32	9	282	218	95	3	4
1994-95	2	4	1	48	22	19	7	130	119	51	1	4
1995-96	4	4	0	82	33	42	7	247	262	73	--	--
1996-97	3	4	1	82	40	30	12	237	208	92	5	7
1997-98	0	6	2	82	36	29	17	211	187	89	10	5
1998-99	1	6	0	82	37	28	17	207	175	91	14	7
TOTALS	94	121	43	2296	1077	854	365	8022	7224	2519	91	100

SABRES ALL-TIME HOME AND AWAY RECORDS

YEAR	HOME							AWAY						
	GP	W	L	T	GF	GA	PTS	GP	W	L	T	GF	GA	PTS
1970-71	39	16	13	10	119	123	42	39	8	26	5	98	168	21
1971-72	39	11	19	9	110	127	31	39	5	24	10	93	162	20
1972-73	39	30	6	3	162	80	63	39	7	21	11	95	139	25
1973-74	39	23	10	6	142	99	52	39	9	24	6	100	151	24
1974-75	40	28	6	6	199	113	62	40	21	10	9	155	127	51
1975-76	40	28	7	5	197	106	61	40	18	14	8	142	134	44
1976-77	40	27	8	5	165	101	59	40	21	16	3	136	119	45
1977-78	40	25	7	8	142	86	58	40	19	12	9	146	129	47
1978-79	40	19	13	8	150	130	46	40	17	15	8	130	133	42
1979-80	40	27	5	8	180	95	62	40	20	12	8	138	106	48

1980-81	40	21	7	12	177	111	54	40	18	13	9	150	139	45
1981-82	40	23	8	9	179	128	55	40	16	18	6	128	145	38
1982-83	40	25	7	8	189	124	58	40	13	22	5	129	161	31
1983-84	40	25	9	6	168	119	56	40	23	16	1	147	138	47
1984-85	40	23	10	7	164	116	53	40	15	18	7	126	121	37
1985-86	40	23	16	1	169	147	47	40	14	21	5	127	144	33
1986-87	40	18	18	4	153	144	40	40	10	26	4	127	164	24
1987-88	40	19	14	7	144	138	45	40	18	18	4	139	167	40
1988-89	40	25	12	3	167	141	53	40	13	23	4	124	158	30
1989-90	40	27	11	2	160	121	56	40	18	16	6	126	127	42

1990-91	40	15	13	12	157	129	42	40	16	17	7	135	149	39
1991-92	40	22	13	5	158	133	49	40	9	24	7	131	166	25
1992-93	42	25	15	2	190	145	52	42	13	21	8	145	152	34
1993-94	42	22	17	3	140	107	47	42	21	15	6	142	111	48
1994-95	24	15	8	1	80	58	31	24	7	11	6	50	61	20
1995-96	41	19	17	5	125	111	43	41	14	25	2	122	151	30
1996-97	41	24	11	6	139	107	54	41	16	19	6	98	101	38
1997-98	41	20	13	8	113	82	48	41	16	16	9	98	105	41
1998-99	41	23	12	6	117	88	52	41	14	16	11	90	87	39
TOTALS	1148	648	325	175	4455	3309	1471	1148	429	529	190	3567	3915	1048



SABRES SEASON OPENERS

OPENER (Score/Opp/Date)

2-1 at Pit. 10-10-70
 2-1 vs. Pit. 10-10-71
 5-3 vs. Atl. 10-8-72
 4-7 at Tor. 10-10-73
 9-5 vs. Bos. 10-10-74
 4-0 vs. Det. 10-9-75
 0-4 at Det. 10-9-76
 3-2 vs. NYI. 10-13-77
 2-2 vs. NYI. 10-12-78
 6-3 vs. Wsh. 10-11-79

HOME

0-3 vs. Mtl. 10-15-70
 2-1 vs. Pit. 10-10-71
 5-3 vs. Atl. 10-8-72
 3-1 vs. Van. 10-14-73
 9-5 vs. Bos. 10-10-74
 4-0 vs. Det. 10-9-75
 3-1 vs. Mtl. 10-10-76
 3-2 vs. NYI. 10-13-76
 2-2 vs. NYI. 10-12-78
 6-3 vs. Wsh. 10-11-79

ROAD

2-1 at Pit. 10-10-70
 1-4 at StL. 10-12-71
 1-1 at Atl. 10-14-72
 4-7 at Tor. 10-10-73
 1-6 at Phi. 10-12-74
 5-3 at StL. 10-18-75
 0-4 at Det. 10-9-76
 5-2 at Tor. 10-15-77
 5-2 at Min. 10-14-78
 5-2 at NYI. 10-13-79

3-4 at Chi. 10-9-80
 5-3 vs. Wsh. 10-7-81
 4-6 vs. Que. 10-6-82
 5-3 vs. Hfd. 10-5-83
 4-3 vs. Mtl. 10-11-84
 4-5 vs. Hfd. 10-10-85
 2-3 at Wpg. 10-9-86
 2-2 vs. Min. 10-8-87
 3-2 vs. Mtl. 10-6-88
 4-3 vs. Que. 10-5-89

3-3 vs. Hfd. 10-12-80
 5-3 vs. Wsh. 10-7-81
 4-6 vs. Que. 10-6-82
 5-3 vs. Hfd. 10-5-83
 4-3 vs. Mtl. 10-11-84
 4-5 vs. Hfd. 10-10-85
 2-4 vs. Cgy. 10-12-86
 2-2 vs. Min. 10-8-87
 3-2 vs. Mtl. 10-6-88
 4-3 vs. Que. 10-5-89

3-4 at Chi. 10-9-80
 0-9 at Mtl. 10-10-81
 4-6 at Que. 10-9-82
 2-9 at Que. 10-8-83
 3-4 at Tor. 10-13-84
 6-2 at Min. 10-12-85
 2-3 at Wpg. 10-9-86
 3-6 at Mtl. 10-10-87
 2-6 at Wsh. 10-8-88
 1-5 at Mtl. 10-7-89

3-3 vs. Mtl. 10-4-90
 4-5 vs. Pit. 10-4-91
 4-5 vs. Que. 10-8-92
 5-3 at Bos. 10-7-93
 2-1 at NYR 1-20-95
 3-1 at Ott. 10-7-95
 3-4 at Edm. 10-4-96
 3-1 at StL. 10-1-97
 1-4 at Dal. 10-10-98

3-3 vs. Mtl. 10-4-90
 4-5 vs. Pit. 10-4-91
 4-5 vs. Que. 10-8-92
 2-3 vs. Hfd. 10-10-93
 2-1 vs. N.J. 1-25-95
 1-4 vs. Ana. 10-13-95
 1-6 vs. Det. 10-12-96
 2-4 vs. Dal. 10-7-97
 2-2 vs. Fla. 10-16-98

5-6 at Mtl. 10-6-90
 1-3 at Wsh. 10-5-91
 5-2 at Hfd. 10-10-92
 5-3 at Bos. 10-7-93
 2-1 at NYR 1-20-95
 3-1 at Ott. 10-7-95
 3-4 at Edm. 10-4-96
 3-1 at StL. 10-1-97
 1-4 at Dal. 10-10-98

The Sabres are 16-10-3 in opening games (11-4-3 at home and 5-6-0 on the road). The club is 14-10-5 in home openers and 11-17-1 in road openers.

BIGGEST WINS IN SABRES HISTORY

Date	Opponent	Margin	Score
12-21-75	Washington	12 goals	14-2
2-25-78	@ Cleveland	10 goals	13-3
3-19-81	Toronto	10 goals	14-4
2-7-80	Pittsburgh	9 goals	9-0
3-27-80	Detroit	9 goals	10-1
12-7-80	Pittsburgh	9 goals	10-1
11-13-83	Calgary	9 goals	11-2
10-30-92	Ottawa	9 goals	12-3
3-16-75	@ Toronto	8 goals	11-3
10-22-75	N.Y. Rangers	8 goals	9-1
1-27-80	Los Angeles	8 goals	9-1
4-5-80	@ Pittsburgh	8 goals	9-1
3-4-83	Pittsburgh	8 goals	10-2

BIGGEST LOSSES IN SABRES HISTORY


Date	Opponent	Margin	Score
11-7-70	@ Montreal	9 goals	11-2
3-13-71	@ St. Louis	9 goals	9-0
10-10-81	@ Montreal	9 goals	9-0
12-22-87	@ Boston	9 goals	9-0
11-5-88	@ Calgary	9 goals	9-0
12-6-88	@ Hartford	9 goals	9-0
11-18-87	@ Hartford	8 goals	9-1

(Eight games tied at seven)

Biggest Home Loss: 1-6-77 vs. Montreal (9-2)

All-Time REVIEW

1999-2000



All-Time Review



1970-71 REGULAR SEASON SCORES
(24-39-15, 5th place — East Division)

Oct. 10	@ Pittsburgh	2-1	W	Jan. 13	@ Chicago	2-1	L
Oct. 14	@ N.Y. Rangers	0-3	L	Jan. 14	St. Louis	2-1	W
Oct. 15	Montreal	0-3	L	Jan. 16	@ Minnesota	4-3	W
Oct. 17	@ St. Louis	1-4	L	Jan. 17	Montreal	4-4	T
Oct. 18	Pittsburgh	1-1	T	Jan. 21	N.Y. Rangers	5-5	T
Oct. 22	@ Philadelphia	2-4	L	Jan. 23	@ St. Louis	1-7	L
Oct. 23	Detroit	4-3	W	Jan. 24	Philadelphia	6-4	W
Oct. 25	Chicago	0-4	L	Jan. 27	@ Los Angeles	3-3	T
Oct. 27	@ Vancouver	2-7	L	Jan. 29	@ California	4-2	W
Oct. 30	@ California	1-6	L	Jan. 31	@ Vancouver	6-1	W
Nov. 1	@ Los Angeles	2-4	L	Feb. 4	Los Angeles	5-2	W
Nov. 5	Vancouver	1-4	L	Feb. 6	@ Boston	3-4	L
Nov. 7	@ Montreal	2-1	W	Feb. 7	Toronto	3-4	L
Nov. 8	Philadelphia	1-3	Feb. 9	@ Vancouver	4-4	T	
Nov. 13	California	4-2	W	Feb. 10	@ California	1-5	L
Nov. 15	Montreal	2-2	T	Feb. 12	California	3-0	W
Nov. 18	@ Toronto	7-2	W	Feb. 14	Philadelphia	3-2	W
Nov. 21	@ Minnesota	0-3	L	Feb. 17	@ Chicago	1-5	L
Nov. 25	@ Pittsburgh	4-4	T	Feb. 18	Pittsburgh	6-6	T
Nov. 26	N.Y. Rangers	2-2	T	Feb. 20	@ Detroit	5-6	L
Nov. 29	California	1-2	L	Feb. 21	St. Louis	1-3	L
Dec. 3	Boston	4-4	T	Feb. 23	Boston	3-6	L
Dec. 6	Minnesota	1-0	W	Feb. 25	@ Philadelphia	2-3	L
Dec. 9	@ Chicago	1-6	L	Feb. 27	@ Toronto	0-2	L
Dec. 10	@ Boston	2-4	L	Feb. 28	Minnesota	5-3	W
Dec. 12	@ Detroit	3-5	L	Mar. 1	@ Los Angeles	3-3	T
Dec. 13	Toronto	0-4	L	Mar. 5	Chicago	2-2	T
Dec. 16	@ N.Y. Rangers	0-4	L	Mar. 7	Vancouver	6-3	W
Dec. 17	Los Angeles	4-3	W	Mar. 13	@ St. Louis	0-9	L
Dec. 19	@ Toronto	0-2	L	Mar. 14	@ Minnesota	3-0	W
Dec. 20	Toronto	2-4	L	Mar. 18	St. Louis	5-3	W
Dec. 22	N.Y. Rangers	2-7	L	Mar. 20	@ Montreal	2-5	L
Dec. 26	@ Montreal	4-4	T	Mar. 21	@ Boston	7-5	W
Dec. 27	Detroit	5-2	W	Mar. 23	@ N.Y. Rangers	2-7	L
Jan. 1	Boston	4-9	L	Mar. 26	Vancouver	3-1	W
Jan. 3	Chicago	3-5	L	Mar. 28	Minnesota	4-2	W
Jan. 7	Detroit	7-4	W	Mar. 31	@ Pittsburgh	3-3	T
Jan. 9	@ Detroit	2-4	L	Apr. 1	Pittsburgh	3-3	T
Jan. 10	Los Angeles	2-2	T	Apr. 4	@ Philadelphia	3-3	T

REGULAR SEASON SCORING

NO.	PLAYER	GP	G	A	PTS	+/-	PP	PP	SH	GWG	SHOTS	PCT.
11	Gil Perreault	78	38	34	72	-39	19	14	0	5	210	18.1
10	Phil Goyette	60	15	46	61	-15	6	9	0	1	119	12.6
15	Gerry McLean	77	24	31	52	-8	5	0	1	2	163	14.7
23	Don Marshall	62	20	29	49	-13	6	9	0	1	112	17.9
22	Eddie Shack (L.A.)	11	2	2	4	-3	3	0	0	1	13	15.4
(aur)	56	25	17	42	-29	93	10	0	4	1	192	13.0
(tot)	67	27	19	46	-32	102	10	0	5	1	205	13.2
19	Steve Atkinson	50	18	28	38	+1	12	0	1	3	126	15.9
21	Paul Andrea (Cal.)	47	11	21	32	-8	2	1	0	0	74	17.1
(tot)	57	11	21	32	-8	2	1	0	0	0	64	17.1
(TOT)	56	12	21	33	-22	6	3	0	3	0	113	10.6
26	Larry Keenan (St.)	9	1	3	4	+3	0	0	0	0	24	4.2
(aur)	51	7	20	27	-10	6	3	0	2	0	67	10.4
(tot)	60	8	23	31	-7	6	3	0	2	0	91	8.8
6	All Hamilton	69	2	28	30	-23	7	0	0	0	98	2.0
8	Doug Barrie	75	4	23	27	-19	168	0	0	1	128	3.1
16	Ron Anderson	74	14	26	31	-44	0	1	3	0	139	10.1
20	Dick Duff (L.)	7	1	0	1	0	0	0	0	0	4	25.0
(aur)	53	7	13	20	-16	12	0	0	1	1	67	10.4
(tot)	60	8	13	20	-16	12	0	0	1	1	71	11.3
17	Floyd Smith	76	6	11	17	-12	46	0	2	0	80	7.5
9	Reg Fleming	78	6	10	16	-8	159	0	0	0	54	11.1
7	Cliff Schmutz	27	5	7	12	-10	2	0	0	0	44	11.4
2	Jim Watson	78	2	9	11	-28	147	0	0	0	114	1.8
12	Skip Krake	74	4	5	9	-21	68	1	0	0	64	6.3
18	Kevin O'Shea	41	4	4	8	-11	8	0	1	1	33	12.1
3	Tracy Pratt	76	1	7	8	-179	0	0	0	0	34	29.9
24	Jean-Guy Talbot (St.)	5	0	0	0	-6	0	0	0	0	3	0.0
(tot)	57	0	7	7	-36	0	0	0	0	41	0.0	
(TOT)	62	0	7	7	-42	0	0	0	0	44	0.0	
14	Randy Wyzub	16	2	2	4	-	6	1	0	0	22	9.1
19	Francois Lacombe	2	0	1	1	-	2	0	0	0	0	0.0
28	Dave Dryden	10	0	1	1	-	0	0	0	0	0	0.0
8	Billy Inglis	10	0	1	1	-	0	0	0	0	0	0.0
30	Joe Daley	38	0	1	1	-	12	0	0	0	0	0.0
19	Brian Perry	1	0	0	0	-	0	0	0	0	0	0.0
28	Terry Ball	2	0	0	0	-	0	0	0	0	0	0.0
21	Jean-Guy Lagace	3	0	0	0	-	2	0	0	0	0	0.0
23	Paul Terbenche	3	0	0	0	-	2	0	0	0	0	0.0
24	Butch Deadmarsh	10	0	0	0	-	9	0	0	0	0	0.0
20	Brian McDonald	12	0	0	0	-	29	0	0	0	0	0.0
4	Mike McMahon	12	0	0	0	-	4	0	0	0	0	0.0
25	Hap Myers	13	0	0	0	-	6	0	0	0	0	0.0
1	Roger Crozier	43	0	0	0	-	0	0	0	0	0	0.0

NO. GOALTENDER GP MIN AVG W L T EN SO GA SA PCT.
 1 Roger Crozier 43 2198 3.68 9 20 7 1 1 135 1347 .901
 28 Dave Dryden 10 589 3.70 12 16 8 2 1 128 1247 .897
 30 Joe Daley 38 2073 3.70 12 16 8 2 1 128 1247 .897
TEAM TOTALS 78 4680 3.73 24 39 15 5 3 291 2800 .896

1971-72 REGULAR SEASON SCORES
(16-43-19, 6th place — East Division)

Oct. 10	Pittsburgh	2-1	W	Jan. 2	California	4-4	T
Oct. 12	@ St. Louis	1-4	L	Jan. 6	Boston	2-5	L
Oct. 14	@ Boston	2-6	L	Jan. 9	Toronto	1-2	L
Oct. 16	@ Montreal	3-9	L	Jan. 13	N.Y. Rangers	2-5	L
Oct. 17	Minnesota	2-3	L	Jan. 15	@ Montreal	2-6	L
Oct. 20	@ Toronto	7-2	W	Jan. 16	Montreal	4-2	W
Oct. 21	Chicago	2-5	L	Jan. 20	Vancouver	1-0	W
Oct. 23	@ Minnesota	1-5	L	Jan. 22	@ Detroit	2-3	L
Oct. 24	St. Louis	2-3	L	Jan. 23	@ Boston	3-3	T
Oct. 27	@ Los Angeles	3-2	W	Jan. 26	@ N.Y. Rangers	1-5	L
Oct. 30	@ Vancouver	4-4	T	Jan. 27	Detroit	1-3	L
Oct. 31	@ California	2-2	T	Jan. 30	Los Angeles	2-2	T
Nov. 4	@ Detroit	4-4	T	Feb. 3	N.Y. Rangers	2-4	L
Nov. 5	Philadelphia	5-2	W	Feb. 5	@ Minnesota	3-3	T
Nov. 7	Detroit	3-3	T	Feb. 10	@ Detroit	2-4	L
Nov. 11	Los Angeles	2-4	L	Feb. 10	@ Detroit	2-4	L
Nov. 13	@ N.Y. Rangers	2-5	L	Feb. 12	@ Boston	1-5	L
Nov. 14	Montreal	2-2	T	Feb. 13	Philadelphia	4-4	T
Nov. 18	California	5-7	L	Feb. 17	Pittsburgh	0-2	L
Nov. 21	Toronto	3-4	L	Feb. 19	@ Toronto	1-4	L
Nov. 24	@ Los Angeles	3-1	W	Feb. 20	Montreal	0-4	L
Nov. 27	@ Vancouver	2-5	L	Feb. 23	@ Chicago	2-3	L
Nov. 28	@ California	3-5	L	Feb. 24	Chicago	5-3	W
Dec. 1	@ N.Y. Rangers	2-7	L	Feb. 27	California	4-4	T
Dec. 2	Los Angeles	2-0	W	Mar. 1	@ Montreal	1-4	L
Dec. 4	@ St. Louis	1-5	L	Mar. 2	N.Y. Rangers	3-4	L
Dec. 5	Minnesota	3-1	W	Mar. 5	St. Louis	2-6	L
Dec. 9	Chicago	1-3	L	Mar. 8	@ California	2-6	L
Dec. 11	@ Pittsburgh	3-3	T	Mar. 10	@ Vancouver	2-3	L
Dec. 12	Toronto	2-4	L	Mar. 11	@ Los Angeles	3-5	L
Dec. 15	@ Chicago	1-2	L	Mar. 14	@ Minnesota	4-3	W
Dec. 16	@ Philadelphia	0-5	L	Mar. 16	@ Philadelphia	3-3	T
Dec. 18	Toronto	1-8	L	Mar. 17	Vancouver	2-6	L
Dec. 19	Vancouver	5-1	W	Mar. 19	@ Chicago	3-3	T
Dec. 23	Boston	4-4	T	Mar. 22	@ Pittsburgh	4-3	W
Dec. 25	@ St. Louis	4-4	T	Mar. 23	Minnesota	4-4	T
Dec. 26	St. Louis	6-3	W	Mar. 26	Pittsburgh	2-2	T
Dec. 29	Detroit	3-7	L	Mar. 30	@ Philadelphia	1-3	L
Dec. 31	@ Pittsburgh	3-3	T	Apr. 2	Philadelphia	3-2	W

REGULAR SEASON SCORING

NO.	PLAYER	GP	G	A	PTS	+/-	PP	PP	SH	GWG	SHOTS	PCT.	
7	Rick Martin	73	44	30	74	-38	36	19	0	5	4	266	16.5
11	Gil Perreault	76	28	48	74	-40	24	11	0	1	1	218	11.9
15	Gerry McLean	77	19	27	46	-28	12	4	2	1	145	11.6	
6	All Hamilton	76	4	30	34	-102	10	1	1	1	91	4.4	
12	Mike Byers (L.A.)	28	4	5	9	-13	11	0	0	1	48	8.3	
(aur)	49	9	7	16	20	-12	3	0	1	1	69	13.0	
(tot)	74	13	12	25	-33	23	3	0	2	2	117	11.1	
23	Eddie Shack	55	11	14	25	-11	34	0	0	0	92	11.9	
8	Jim Lorenz (St.)	12	0	1	1	-	12	0	0	0	0	0.0	
(tot)	5	0	0	0	0	-	1	0	0	0	0	0.0	
(TOT)	35	10	14	24	-11	2	0	1	0	1	85	11.8	
19	Steve Atkinson	52	10	15	25	-20	24	2	0	1	0	102	9.8
(aur)	67	14	10	24	-22	26	3	0	1	0	122	11.5	
(tot)	76	16	18	24	-20	28	2	0	0	0	99	6.1	
24	Chris Evans	61	6	18	24	-30	18	2	0	0	0	33	9.1
10	Phil Goyette	70	1	18	19	-18	38	0	0	1	1	126	8.7
20	Don Luce	78	10	16	26	-15	0	1	0	3	176	5.7	
9	Danny Lawson	57	6	10	16	+5	0	0	0	2	0	43	14.0
18	Kevin O'Shea	52	6	9	15	-19	44	0	0	0	1	56	10.7
5	Larry Hillman (L.A.)	12	1	2	3	-7	11	0	0	0	0	13	7.6
(tot)	43	1	11	12	-21	58	0	0	0	0	78	15.3	
3	Mike Robitaille	65	2	13	15	-28	69	0	0	0	0	91	2.2
4	Tracy Pratt	27	0	10	10	-52	2	0	0	0	0	31	0.0
23	Rene Robert	12	6	3	9	-	5	2	3	0	0	2	44.2
2	Jim Watson	66	2	6	8	-33	101	1	0	1	78	2.6	
26	Randy Wyzub	34	3	4	7	-1	0	0	0	0	0	36	8.3
27</													

1974-75 REGULAR SEASON SCORES
(49-16-15, 1st place - Adams Division)

Oct. 10	Boston	9-5	W	Jan. 11	@ Detroit	3-3	T
Oct. 12	@ Philadelphia	1-4	L	Jan. 12	Vancouver	5-1	W
Oct. 13	Los Angeles	1-4	L	Jan. 15	@ California	4-0	W
Oct. 17	California	6-1	W	Jan. 17	@ Vancouver	4-2	W
Oct. 19	@ Minnesota	2-1	W	Jan. 19	Kansas City	5-0	W
Oct. 20	Toronto	5-5	T	Jan. 23	Detroit	5-1	W
Oct. 24	@ Los Angeles	2-0	W	Jan. 25	@ Montreal	7-6	W
Oct. 26	@ St. Louis	2-7	L	Jan. 26	Atlanta	3-4	L
Oct. 27	Montreal	3-2	W	Jan. 30	N.Y. Rangers	6-3	W
Nov. 2	@ Toronto	6-3	W	Feb. 1	@ Philadelphia	0-6	L
Nov. 3	@ N.Y. Rangers	4-3	W	Feb. 2	Kansas City	8-1	W
Nov. 5	@ Boston	5-5	T	Feb. 4	@ Detroit	6-1	W
Nov. 6	Chicago	6-4	W	Feb. 6	@ N.Y. Islanders	2-2	T
Nov. 9	@ Kansas City	8-1	W	Feb. 9	Montreal	4-4	T
Nov. 10	Pittsburgh	6-3	W	Feb. 12	@ Pittsburgh	3-3	T
Nov. 13	@ Montreal	8-6	W	Feb. 13	Boston	3-1	W
Nov. 14	Minnesota	5-5	W	Feb. 16	St. Louis	4-4	T
Nov. 16	@ Boston	5-7	L	Feb. 18	@ N.Y. Islanders	3-2	W
Nov. 17	Atlanta	4-0	W	Feb. 20	Philadelphia	6-6	T
Nov. 20	Washington	7-3	W	Feb. 21	@ Washington	9-4	W
Nov. 22	@ Atlanta	4-4	T	Feb. 23	Toronto	4-1	W
Nov. 24	Montreal	6-4	W	Feb. 27	Los Angeles	5-0	W
Nov. 27	@ Chicago	3-1	W	Mar. 1	@ Detroit	2-3	L
Nov. 28	Detroit	5-2	W	Mar. 2	N.Y. Islanders	3-3	T
Nov. 30	@ Pittsburgh	5-5	T	Mar. 5	@ N.Y. Rangers	6-3	W
Dec. 1	Pittsburgh	6-3	W	Mar. 8	@ St. Louis	3-3	T
Dec. 3	@ Washington	5-3	W	Mar. 9	Pittsburgh	8-4	W
Dec. 5	Washington	9-2	W	Mar. 11	@ Los Angeles	2-2	T
Dec. 8	Minnesota	5-0	W	Mar. 12	@ California	7-2	W
Dec. 12	Vancouver	3-4	L	Mar. 14	@ Vancouver	1-5	L
Dec. 14	@ Minnesota	2-4	L	Mar. 16	@ Toronto	11-3	W
Dec. 15	California	5-5	T	Mar. 20	N.Y. Rangers	6-3	W
Dec. 18	N.Y. Islanders	3-2	W	Mar. 22	@ Kansas City	4-2	W
Dec. 22	@ Washington	4-0	W	Mar. 23	California	9-4	W
Dec. 26	Chicago	3-1	W	Mar. 26	@ Chicago	1-5	L
Dec. 27	@ N.Y. Rangers	2-5	L	Mar. 28	@ Atlanta	2-3	L
Dec. 29	Philadelphia	2-4	L	Mar. 30	Toronto	4-5	L
Jan. 3	@ California	2-2	T	Apr. 1	@ Boston	3-1	W
Jan. 5	St. Louis	4-2	W	Apr. 3	Boston	4-2	W
Jan. 9	Los Angeles	2-5	L	Apr. 5	@ Toronto	4-2	W

REGULAR SEASON SCORING

NO.	PLAYER	GP	G	A	PTS	+/-	PP	SH	GWG	SHOTS	PCT.		
14	Rene Robert	74	40	100	+6	75	14	0	3	3	264	15.2	
11	Gil Perreault	68	39	57	+6	36	12	0	6	2	245	15.9	
7	Rick Martin	68	52	43	+5	72	21	0	6	2	301	17.3	
20	Don Luce	80	33	43	+6	45	1	8	6	0	245	13.5	
9	Rick Dudley	78	31	39	+70	129	116	4	0	6	226	13.7	
8	Jim Loreutz	72	25	40	+7	18	6	0	6	0	140	17.9	
10	Craig Ramsay	80	26	38	+4	51	26	1	7	7	2	200	13.0
18	Danny Gare	78	31	31	+6	40	75	5	0	2	2	274	11.3
17	Fred Stanfield (MIN)	40	8	18	+26	-14	12	2	1	2	1	107	7.5
Dec. 27	(TOT) 72	20	39	59	+5	16	8	0	3	3	184	10.9	
4	Jerry Korab	79	12	41	+6	+41	184	3	2	1	0	218	5.5
16	Peter McNab	53	22	43	+13	8	1	0	1	0	1	90	24.4
21	Brian Spencer	73	12	29	+17	77	1	0	1	1	1	126	9.5
22	J. Government (VAN)	2	0	0	0	0	0	0	0	0	0	5	0
(DUP) 66	7	25	32	+32	32	4	0	1	1	1	160	4.4	
(TOT) 76	7	26	29	+47	68	1	0	0	0	0	107	2.8	
24	Bill Hajt	76	3	26	+27	68	1	0	0	0	0	107	2.8
6	Jim Schoenfeld	68	1	19	+20	+35	181	0	0	0	0	148	0.7
23	Larry Carriere	80	1	11	+12	+11	0	0	0	0	0	84	1.2
9	Norm Gardner	25	3	6	+9	+2	2	1	0	0	0	16	18.8
5	Lee Fogolin	50	2	2	4	0	59	2	0	0	14	14.3	
29	Gary Bromley	50	0	4	-	-	2	0	0	0	0	0	0
12	Larry Mickey	23	2	0	+1	2	0	0	0	0	0	6	33.3
1	Roger Crozier	23	0	2	-	-	8	0	0	0	0	0	0
3	Mike Robitaille	3	0	1	+2	0	0	0	0	0	0	4	0
15	Gerry McWhan	3	0	1	+3	-2	0	0	0	0	0	4	0
3	Paul McIntosh	6	0	1	+2	-5	0	0	0	0	0	1	0
15	Bryan McShaffrey	3	0	0	+1	0	0	0	0	0	0	1	0
30	Ricky Farr	7	0	0	-	-	0	0	0	0	0	0	0
30	Gerry Desjardins	9	0	0	-	-	0	0	0	0	0	0	0
19	Morris Titanic	17	0	0	-	-	4	0	0	0	0	6	0

NO.	GOALTENDER	GP	MIN	AVG	W	L	T	EN	SO	GA	SA	PCT.
1	Roger Crozier	23	1260	2.62	17	2	1	0	3	55	573	90.4
30	Gerry Desjardins	9	540	2.78	6	2	1	0	0	25	264	90.5
29	Gary Bromley	50	2787	3.10	26	11	2	4	14	1133	87.3	
30	Ricky Farr	7	213	3.94	0	1	2	0	0	14	114	87.7
TEAM TOTALS		80	4800	3.00	49	16	15	2	7	240	2084	88.5

1975-76 REGULAR SEASON SCORES
(46-21-13, 2nd place - Adams Division)

Oct. 9	Detroit	4-0	W	Jan. 13	@ St. Louis	3-7	L
Oct. 12	Toronto	8-3	W	Jan. 15	Washington	5-3	W
Oct. 16	Chicago	7-1	W	Jan. 17	@ Pittsburgh	2-3	L
Oct. 18	@ St. Louis	5-3	W	Jan. 18	Minnesota	4-1	W
Oct. 19	Washington	5-4	W	Jan. 22	@ Boston	3-5	L
Oct. 22	N.Y. Rangers	9-1	W	Jan. 23	@ Atlanta	3-3	T
Oct. 25	@ Detroit	4-1	W	Jan. 25	St. Louis	4-2	W
Oct. 26	California	3-2	W	Jan. 28	@ N.Y. Rangers	3-3	T
Oct. 29	@ Toronto	2-3	L	Jan. 29	Philadelphia	1-1	T
Oct. 30	Vancouver	4-4	T	Feb. 1	@ California	9-5	W
Nov. 3	@ Montreal	2-2	W	Feb. 3	@ Vancouver	1-2	L
Nov. 5	Boston	7-3	W	Feb. 4	@ Los Angeles	4-3	W
Nov. 9	Montreal	5-2	W	Feb. 5	@ Minnesota	4-3	W
Nov. 9	Montreal	5-1	W	Feb. 8	California	5-5	T
Nov. 12	Philadelphia	1-3	L	Feb. 11	Detroit	4-2	W
Nov. 15	@ Pittsburgh	5-2	W	Feb. 13	Atlanta	3-2	W
Nov. 16	California	4-1	W	Feb. 15	N.Y. Islanders	1-3	L
Nov. 18	@ N.Y. Islanders	3-1	W	Feb. 18	@ Chicago	4-4	T
Nov. 20	Detroit	7-2	W	Feb. 19	Atlanta	3-1	W
Nov. 23	Kansas City	6-2	W	Feb. 21	@ Toronto	4-6	L
Nov. 25	@ Vancouver	0-4	L	Feb. 22	Montreal	2-4	L
Nov. 28	@ California	4-2	W	Feb. 26	Toronto	5-2	W
Nov. 29	@ Los Angeles	3-8	L	Feb. 28	@ Kansas City	4-4	T
Dec. 3	@ Washington	4-4	T	Feb. 29	Los Angeles	5-1	W
Dec. 4	N.Y. Rangers	6-6	T	Mar. 4	Chicago	6-3	W
Dec. 6	@ N.Y. Islanders	4-2	W	Mar. 6	@ Montreal	2-3	L
Dec. 7	@ N.Y. Islanders	0-3	L	Mar. 7	St. Louis	4-4	T
Dec. 10	@ N.Y. Rangers	2-2	T	Mar. 10	@ Pittsburgh	7-6	W
Dec. 14	Atlanta	4-7	L	Mar. 11	@ Philadelphia	1-6	L
Dec. 17	@ Detroit	1-3	L	Mar. 14	@ Minnesota	8-2	W
Dec. 18	Minnesota	5-2	W	Mar. 16	@ Los Angeles	4-2	W
Dec. 20	@ Boston	3-5	L	Mar. 17	@ California	5-3	W
Dec. 21	Washington	14-2	W	Mar. 21	Kansas City	3-1	W
Dec. 23	@ Kansas City	5-1	W	Mar. 24	N.Y. Rangers	7-3	W
Dec. 26	Chicago	3-6	L	Mar. 26	Washington	4-1	W
Dec. 28	@ Boston	2-2	T	Mar. 27	@ Toronto	4-2	W
Jan. 1	Los Angeles	6-9	L	Mar. 30	@ Boston	4-4	T
Jan. 5	@ Montreal	4-2	W	Apr. 1	Boston	7-2	W
Jan. 8	Vancouver	8-5	W	Apr. 3	@ Philadelphia	2-5	L
Jan. 11	Pittsburgh	6-0	W	Apr. 4	Toronto	5-2	W

REGULAR SEASON SCORING

NO.	PLAYER	GP	G	A	PTS	+/-	PP	SH	GWG	SHOTS	PCT.		
11	Gil Perreault	80	44	69	+17	36	14	0	4	3	237	18.6	
14	Rene Robert	72	35	52	+17	53	11	0	4	2	273	12.8	
7	Rick Martin	80	49	37	+86	+37	18	0	7	1	327	15.0	
18	Danny Gare	79	20	33	+73	+32	129	8	0	4	303	16.5	
10	Craig Ramsay	80	22	49	+71	+44	34	1	1	0	134	16.4	
20	Don Luce	77	21	49	+70	+37	42	2	2	2	214	9.8	
16	Peter McNab	79	24	32	+56	+16	3	0	3	0	125	19.2	
22	Jocelyn Guenement	80	12	40	+52	+57	6	0	3	0	229	5.2	
17	Fred Stanfield	80	18	30	+48	+5	4	2	1	3	112	16.1	
8	Jim Loreutz	75	17	24	+41	+3	18	2	1	4	116	14.7	
4	Jerry Korab	65	13	28	+41	+85	3	0	1	1	146	8.9	
21	Brian Spencer	77	13	26	+39	+14	70	0	1	1	84	15.5	
9	Jacques Richard	73	12	23	+35	+4	3	0	5	0	104	11.5	
24	Bill Hajt	80	6	22	+27	+39	48	0	0	0	117	5.1	
6	Jim Schoenfeld	56	2	21	+24	+40	114	0	0	0	112	1.8	
5	Lee Fogolin	50	0	9	+5	+64	0	0	0	0	61	0	
12	Gary McWhan	31	1	2	+3	0	2	0	0	0	12	8.3	
1	Roger Crozier	11	0	1	-	-	0	0	0	0	0	0	0
3	Paul McIntosh	41	0	1	-	-	61	0	0	0	0	9	0
30	Gerry Desjardins	55	0	1	-	-	2	0	0	0	0	0	0
29	Gary Bromley	1	0	0	-	-	0	0	0	0	0	0	0
25	Terry Martin	1	0	0	-	-	0	0	0	0	0	0	0
19	Morris Titanic	2	0	0	-	-	0	0	0	0	0	2	0
23	Ken Breitenbach	7	0	0	+4	+6	0	0	0	0	0	0	0
31	Al Smith	14	0	0	-	-	0	0	0	0	0	0	0

NO.	GOALTENDER	GP	MIN	AVG	W	L	T	EN	SO	GA	SA	PCT.
1	Roger Crozier	11	620	2.61	8	2	0	1	27	241	888	90.0
30	Gerry Desjardins	35	2380	2.95	29	15	1	1	161	1461	890	90.0
31	Al Smith	14	840	3.07	9	3	2	1	0	43	360	88.1
29	Gary Bromley	1	60	7.00	0	1	0	0	0	7	34	79.4
TEAM TOTALS		80	4800	3.00	46	21	13	2	3	240		

1978-79 REGULAR SEASON SCORES
(36-28-16, 2nd place - Adams Division)

Oct. 12	N.Y. Islanders	2-2	T	Jan. 11	Washington	6-2	W
Oct. 14	@ Minnesota	5-2	W	Jan. 13	@ Montreal	2-5	L
Oct. 15	Detroit	2-3	L	Jan. 14	Pittsburgh	4-5	L
Oct. 18	@ Toronto	0-2	L	Jan. 18	@ Philadelphia	4-4	T
Oct. 19	Toronto	1-0	W	Jan. 20	@ Boston	2-1	W
Oct. 22	@ Vancouver	2-3	L	Jan. 25	N.Y. Rangers	4-5	L
Oct. 26	@ Los Angeles	0-6	L	Jan. 27	@ Detroit	6-3	W
Oct. 28	@ St. Louis	7-7	T	Jan. 28	Minnesota	1-3	L
Nov. 4	@ Philadelphia	2-3	T	Jan. 31	Montreal	2-5	L
Nov. 4	@ Minnesota	1-2	L	Feb. 3	@ Minnesota	2-1	W
Nov. 5	Minnesota	2-1	W	Feb. 4	St. Louis	3-1	W
Nov. 9	Pittsburgh	4-4	T	Feb. 11	N.Y. Islanders	2-1	W
Nov. 11	@ Washington	2-0	W	Feb. 15	N.Y. Rangers	4-3	W
Nov. 12	Boston	4-4	T	Feb. 17	@ Pittsburgh	3-6	L
Nov. 15	@ Toronto	2-2	T	Feb. 18	Atlanta	2-5	L
Nov. 16	St. Louis	6-2	W	Feb. 21	@ Chicago	2-3	L
Nov. 18	@ Detroit	3-1	W	Feb. 22	Chicago	2-4	L
Nov. 19	Minnesota	9-2	W	Feb. 24	@ Washington	6-4	W
Nov. 22	Philadelphia	2-3	L	Feb. 26	Toronto	3-1	W
Nov. 23	@ Boston	2-5	L	Mar. 1	Minnesota	5-5	T
Nov. 26	Colorado	4-1	W	Mar. 2	@ Hartford	2-2	T
Nov. 30	Boston	3-4	L	Mar. 4	Philadelphia	1-6	L
Dec. 2	@ Montreal	1-8	L	Mar. 6	N.Y. Islanders	3-2	W
Dec. 3	Montreal	1-4	L	Mar. 8	Los Angeles	6-4	W
Dec. 7	Los Angeles	3-3	T	Mar. 10	@ Atlanta	5-5	T
Dec. 9	@ Pittsburgh	4-4	T	Mar. 11	Atlanta	9-4	W
Dec. 10	Toronto	4-4	T	Mar. 14	@ Toronto	4-1	W
Dec. 13	@ Chicago	6-2	W	Mar. 15	Vancouver	4-2	W
Dec. 14	Chicago	3-2	W	Mar. 17	@ Philadelphia	3-5	L
Dec. 16	@ Minnesota	5-2	W	Mar. 18	Washington	3-3	T
Dec. 17	Vancouver	6-3	W	Mar. 21	@ Colorado	3-2	W
Dec. 20	@ N.Y. Rangers	3-6	L	Mar. 23	@ Vancouver	4-3	L
Dec. 21	Atlanta	5-3	W	Mar. 24	@ Los Angeles	3-2	W
Dec. 23	@ Boston	4-6	L	Mar. 26	@ St. Louis	4-2	W
Dec. 27	@ Colorado	5-2	W	Mar. 28	Boston	9-2	W
Dec. 28	@ Vancouver	3-3	T	Mar. 31	@ N.Y. Islanders	0-2	L
Dec. 31	Boston	3-7	L	Apr. 1	Toronto	3-6	L
Jan. 4	Chicago	3-3	T	Apr. 5	@ Boston	9-3	W
Jan. 7	Detroit	4-3	W	Apr. 7	@ Toronto	2-6	L
Jan. 9	@ Atlanta	3-5	L	Apr. 8	Colorado	5-5	T

* - Re-scheduled from January 21

REGULAR SEASON SCORING

NO.	PLAYER	GP	G	A	PIS	+/-	PPM	PP	SH	GWGT	SHOTS	PCT.	
11	Gil Perreault	79	27	58	85	+12	20	6	0	4	0	172	157
14	Danny Gare	71	27	40	67	+18	90	7	0	3	0	206	104
18	Rene Robert	68	22	40	62	+12	46	1	0	6	0	206	107
20	Don Luce	79	26	35	61	+20	14	6	2	7	2	149	174
10	Craig Ramsay	80	26	31	57	+21	10	4	3	3	3	113	230
7	Rick Martin	73	21	53	-7	35	8	0	3	0	0	250	128
4	Jerry Korab	78	21	40	51	+10	101	8	1	0	1	204	54
16	Ric-Selling	78	20	22	42	+15	56	2	0	4	0	136	117
12	Andre Savard	65	18	22	40	+20	2	2	2	1	0	97	186
19	Derek Smith	43	14	12	26	-8	1	0	0	2	85	165	
9	Jacques Richard	61	10	15	25	+8	26	0	1	1	1	85	118
6	Jim Schoenfeld	46	8	17	25	+8	67	6	0	0	0	99	81
13	Jim Schoenfeld	78	20	22	42	+15	56	2	0	4	0	136	117
8	Tony McKegney	52	8	14	22	-2	10	0	0	0	0	70	43
5	Ice Fogelin	74	3	19	22	+4	103	0	0	0	0	70	43
21	Dave Schultz	47	4	9	13	+157	0	0	0	1	0	50	80
(BUF)	28	2	3	5	-12	86	0	0	0	0	0	16	25
(TOT)	76	6	12	18	-12	243	0	0	0	2	66	91	
3	Bill Stewart	68	1	17	18	-101	0	0	0	0	0	87	11
25	Terry Martin	64	6	8	14	-17	33	1	0	0	0	38	158
15	Garry McAdam	40	6	5	11	+6	13	1	0	0	0	39	154
17	Rick Dudley	24	5	6	11	+11	2	0	0	1	0	36	139
22	Joselyn Guevremont	3	3	8	11	+12	8	0	0	0	0	1	59
27	Bill Hajt	40	3	8	11	+4	20	0	1	1	0	53	57
23	Ken Breitenbach	30	1	8	9	+5	25	0	0	0	0	41	24
15	Mike Boland	22	1	2	3	+6	29	0	0	0	0	1	17
29	Richie Dunn	24	0	3	3	-2	14	0	0	0	0	18	0
27	Larry Playfair	26	0	3	3	+1	60	0	0	0	0	12	0
1	Don Edwards	54	0	2	2	-	8	0	0	0	0	0	0
30	Randy Ireland	2	0	0	0	-	0	0	0	0	0	0	0
28	Bob Sauve	29	0	0	0	-	2	0	0	0	0	0	0
TEAM TOTALS	80	4800	329	36	28	16	1	2	263	2395	890		

NO.	GOALTENDER	GP	MIN	AVG	W	L	T	EN	SO	GA	SA	PCT.
28	Bob Sauve	32	1850	2.36	20	8	4	1	4	74	740	300
1	Don Edwards	49	2020	2.57	27	9	12	1	2	125	1177	893
TEAM TOTALS	80	4800	251	47	17	16	2	6	201	1917	897	

1979-80 REGULAR SEASON SCORES
(47-17-16, 1st place - Adams Division)

Oct. 11	Washington	6-3	W	Jan. 9	N.Y. Islanders	3-2	W
Oct. 13	@ N.Y. Islanders	5-2	W	Jan. 11	@ Colorado	4-3	W
Oct. 14	Minnesota	4-5	L	Jan. 13	@ Edmonton	5-6	L
Oct. 17	Hartford	3-1	W	Jan. 16	@ Los Angeles	4-2	W
Oct. 20	@ St. Louis	2-3	L	Jan. 18	@ Vancouver	2-2	T
Oct. 21	Vancouver	3-3	T	Jan. 20	Edmonton	4-4	T
Oct. 24	Pittsburgh	7-5	W	Jan. 21	@ Atlanta	3-3	T
Oct. 25	@ Detroit	0-4	L	Jan. 24	@ Boston	3-4	L
Oct. 27	@ Quebec	3-0	W	Jan. 26	@ Montreal	7-2	W
Oct. 28	@ Colorado	4-2	W	Jan. 27	Los Angeles	9-1	W
Oct. 31	@ Chicago	0-0	T	Jan. 31	N.Y. Rangers	6-2	W
Nov. 3	@ Toronto	4-3	L	Feb. 2	@ N.Y. Islanders	2-3	L
Nov. 4	@ Philadelphia	1-3	L	Feb. 3	Vancouver	3-0	W
Nov. 8	Chicago	3-3	T	Feb. 7	Pittsburgh	9-0	W
Nov. 10	Washington	5-3	W	Feb. 9	@ St. Louis	2-3	L
Nov. 11	Colorado	3-5	L	Feb. 11	St. Louis	4-2	W
Nov. 15	Atlanta	5-1	W	Feb. 14	Boston	3-3	T
Nov. 17	@ Minnesota	4-2	W	Feb. 16	@ Detroit	4-3	W
Nov. 18	Edmonton	9-7	W	Feb. 17	Montreal	2-2	T
Nov. 21	@ Hartford	3-5	L	Feb. 19	@ Quebec	3-1	W
Nov. 24	@ Washington	6-1	W	Feb. 20	Winnipeg	4-3	W
Nov. 25	Minnesota	6-2	W	Feb. 24	@ Chicago	1-3	L
Nov. 27	Boston	5-2	W	Feb. 27	Philadelphia	1-1	T
Nov. 29	N.Y. Rangers	2-1	W	Feb. 29	@ Edmonton	4-2	W
Dec. 2	Washington	2-0	W	Mar. 2	Washington	2-2	T
Dec. 5	Atlanta	6-1	W	Mar. 5	@ Quebec	3-1	W
Dec. 7	@ Colorado	5-3	W	Mar. 6	Hartford	4-3	W
Dec. 10	Detroit	4-0	W	Mar. 9	St. Louis	9-4	W
Dec. 13	Chicago	5-2	W	Mar. 12	@ Winnipeg	3-3	T
Dec. 15	@ Philadelphia	2-3	L	Mar. 15	@ Los Angeles	2-2	T
Dec. 16	Boston	1-5	L	Mar. 19	@ Vancouver	3-3	T
Dec. 19	@ Winnipeg	3-2	W	Mar. 22	@ Toronto	5-1	W
Dec. 20	Los Angeles	5-3	W	Mar. 23	N.Y. Islanders	1-1	T
Dec. 22	@ Hartford	4-2	W	Mar. 25	@ N.Y. Rangers	3-3	T
Dec. 23	Quebec	1-3	L	Mar. 27	Detroit	10-1	W
Dec. 27	Toronto	3-3	T	Mar. 30	Montreal	1-1	T
Dec. 29	@ Montreal	3-6	L	Apr. 1	@ Atlanta	5-2	W
Dec. 31	@ Winnipeg	6-2	W	Apr. 3	Quebec	8-5	W
Jan. 5	@ Pittsburgh	5-4	W	Apr. 5	@ Pittsburgh	9-1	W
Jan. 6	Philadelphia	2-4	L	Apr. 6	Toronto	7-3	W

REGULAR SEASON SCORING

NO.	PLAYER	GP	G	A	PIS	+/-	PPM	PP	SH	GWGT	SHOTS	PCT.	
11	Gil Perreault	80	40	66	106	+32	57	10	0	5	1	180	222
18	Danny Gare	76	56	39	89	+49	90	17	0	11	3	270	207
7	Rick Martin	80	45	34	79	+18	51	8	0	3	1	257	175
19	Derek Smith	79	24	39	63	+33	16	8	0	3	0	137	175
16	Ric-Selling	80	25	30	60	+30	54	5	1	2	2	155	161
10	Craig Ramsay	80	21	39	60	+15	18	5	0	4	1	103	204
8	Tony McKegney	80	21	29	52	+40	24	1	0	6	1	140	164
5	John Van Boesmer	80	11	40	51	+40	55	4	0	1	2	198	55
20	Don Luce	80	14	29	43	+22	30	0	0	0	0	137	102
3	Richie Dunn	80	7	31	38	+25	59	4	0	2	0	147	48
6	Jim Schoenfeld	77	9	27	36	+60	72	4	0	1	2	114	79
9	Rick Dudley	66	11	22	33	+11	58	0	2	0	0	109	101
22	Lindy Ruff	63	5	14	19	-2	38	1	0	0	0	77	65
17	John Gould	52	9	9	18	+19	11	0	0	2	0	72	125
24	Bill Hajt	75	4	12	16	+36	24	0	0	0	0	63	63
12	Andre Savard	33	3	10	13	+4	16	0	0	0	0	36	83
27	Larry Playfair	79	2	10	12	+13	145	0	0	0	0	32	63
4	Jerry Korab	43	1	10	11	0	74	0	0	1	0	55	18
25	Bob McLaughlin	13	2	5	7	+8	4	0	0	0	0	13	121
15	Rob McLaughlin	13	2	5	7	+8	4	0	0	0	0	13	154
23	Mike Ramsey	13	1	6	7	+9	6	0	0	0	0	17	59
28	Bob Sauve	32	0	4	4	-	2	0	0	0	0	0	0
21	Dave Schultz	13	1	0	1	0	1	0	0	0	0	1	1000
1	Don Edwards	49	0	1	1	-	8	0	0	0	0	0	0
NO. GOALTENDER	GP	MIN	AVG	W	L	T	EN	SO	GA	SA	PCT.		
28	Bob Sauve	32	1850	2.36	20	8	4	1	4	74	740	300	
1	Don Edwards	49	2020	2.57	27	9	12	1	2	125	1177	893	
TEAM TOTALS	80	4800	251	47	17	16	2	6	201	1917	897		

1980-81 REGULAR SEASON SCORES
(39-20-21, 1st place - Adams Division)

Oct. 9	@ Chicago	3-4	L	Jan. 11	Los Angeles	4-4	T
Oct. 12	Hartford	3-3	T	Jan. 14	Minnesota	1-1	

1982-83 REGULAR SEASON SCORES
(38-29-13, 3rd place - Adams Division)

Oct. 6	Quebec	4-6	L	Jan. 7	Vancouver	5-5	T
Oct. 9	@ Quebec	4-6	L	Jan. 9	Los Angeles	7-2	W
Oct. 10	Hartford	4-1	T	Jan. 12	Quebec	2-1	W
Oct. 14	@ Philadelphia	2-1	W	Jan. 14	Washington	3-2	W
Oct. 16	@ Washington	9-2	W	Jan. 15	@ Washington	4-2	W
Oct. 17	Edmonton	6-4	W	Jan. 20	@ Boston	0-4	L
Oct. 20	@ Chicago	0-6	L	Jan. 22	@ Montreal	1-4	L
Oct. 23	@ Detroit	2-4	L	Jan. 23	Winnipeg	5-2	W
Oct. 24	St. Louis	6-2	W	Jan. 26	Montreal	7-5	W
Oct. 26	@ Montreal	7-7	T	Jan. 28	@ Detroit	3-1	W
Oct. 30	@ Toronto	2-3	T	Jan. 29	@ Toronto	3-5	W
Oct. 31	Montreal	3-1	W	Feb. 2	Minnesota	2-2	T
Nov. 3	Boston	2-3	L	Feb. 5	@ Quebec	0-0	0
Nov. 6	@ Hartford	5-1	W	Feb. 6	Boston	1-5	L
Nov. 7	Vancouver	3-2	W	Feb. 10	@ Los Angeles	2-7	L
Nov. 10	Philadelphia	7-2	W	Feb. 12	@ Calgary	2-4	L
Nov. 13	@ Boston	2-3	L	Feb. 14	@ St. Louis	4-6	L
Nov. 14	Pittsburgh	6-6	T	Feb. 16	Boston	3-1	W
Nov. 17	@ Winnipeg	1-2	W	Feb. 18	Calgary	5-1	W
Nov. 18	@ Minnesota	1-2	L	Feb. 20	Edmonton	4-5	L
Nov. 20	@ Los Angeles	5-2	W	Feb. 21	@ New Jersey	4-4	T
Nov. 24	@ Hartford	4-2	W	Feb. 23	Philadelphia	7-6	W
Nov. 26	St. Louis	8-6	W	Feb. 25	Boston	7-6	W
Nov. 28	N.Y. Rangers	7-3	W	Feb. 27	New Jersey	6-2	W
Dec. 1	Montreal	2-2	T	Mar. 1	Hartford	6-5	W
Dec. 4	@ Quebec	3-3	T	Mar. 3	@ Boston	3-2	W
Dec. 5	Chicago	2-3	L	Mar. 4	Pittsburgh	10-2	W
Dec. 8	@ Pittsburgh	2-4	L	Mar. 6	Detroit	6-4	W
Dec. 11	@ Montreal	2-3	L	Mar. 8	@ Minnesota	1-5	L
Dec. 12	Hartford	1-3	L	Mar. 9	@ Winnipeg	0-6	L
Dec. 14	@ N.Y. Islanders	5-3	W	Mar. 12	@ Vancouver	3-8	L
Dec. 16	@ Boston	1-8	L	Mar. 13	@ Edmonton	2-6	L
Dec. 18	@ Quebec	5-4	W	Mar. 16	Calgary	5-3	W
Dec. 19	Quebec	3-1	W	Mar. 19	@ Vancouver	6-4	W
Dec. 21	@ N.Y. Rangers	3-1	W	Mar. 20	Montreal	4-7	L
Dec. 26	Detroit	2-2	T	Mar. 23	Hartford	8-3	W
Dec. 31	N.Y. Islanders	5-1	W	Mar. 27	Quebec	6-6	T
Jan. 2	Hartford	8-4	W	Mar. 29	@ Hartford	4-5	L
Jan. 4	@ N.Y. Islanders	2-5	L	Mar. 31	@ New Jersey	8-5	W
Jan. 5	@ N.Y. Rangers	3-3	T	Apr. 3	Toronto	3-4	L

REGULAR SEASON SCORING

NO.	PLAYER	GP	G	A	P	PTS	+/-	PIM	PP	SHGW	GT	SHOTS	PCT.
11	Gil Perreault	77	30	46	76	-10	-3	8	2	5	0	192	15.6
8	Tony McGeoghey	78	36	37	73	+2	18	10	0	2	1	180	20.0
6	Phil Housley	79	17	47	66	-4	39	11	0	2	2	183	10.4
7	Dale McCourt	82	20	32	52	-12	10	3	1	3	1	117	17.1
17	Mike Foligno	66	22	25	47	+9	135	4	0	4	2	130	16.9
9	Gilles Hamel	66	22	20	42	+4	26	0	1	1	1	120	18.3
16	Ric Sceling	75	19	22	41	+2	41	6	0	2	1	127	15.0
12	Andre Savard	68	16	25	41	+11	28	3	2	2	0	122	13.1
5	Mike Ramsey	77	25	30	55	+1	1	1	1	0	1	116	6.9
29	Dave Andreychuk	43	13	27	40	+6	3	0	1	0	0	66	21.2
3	Hannu Virta	74	13	24	37	+7	18	2	2	1	0	109	7.7
20	Brent Peterson	75	13	24	37	+10	38	1	0	1	0	98	13.3
22	Lindy Ruff	60	12	17	29	+15	100	2	1	1	1	110	10.9
10	Craig Ramsay	64	11	18	29	+14	7	0	3	1	2	87	12.6
18	Paul Cyr	36	15	12	27	-6	59	5	0	2	1	65	23.1
4	John Van Boxmeer	65	6	21	27	+7	53	1	0	1	0	144	4.2
19	Sean McKenna	45	10	14	24	-4	1	0	1	0	0	69	14.5
26	Steve Patrick	56	9	13	22	+4	26	0	0	0	1	63	14.3
24	Mal Davis	24	8	12	20	-0	6	0	3	0	3	32	25.0
14	Mike Moller	49	6	12	18	+2	14	1	0	0	0	43	14.0
17	Larry Playfair	79	4	13	17	+5	180	0	0	0	0	75	5.3
21	Bill Hajt	72	3	15	18	+6	26	0	0	1	0	52	5.8
31	Dave Fenoyes	21	0	8	8	-10	14	0	0	0	0	20	0.0
21	J.E. Sauve	9	0	4	4	0	0	0	0	0	0	15	0.0
15	Geordie Robertson	5	1	2	3	-1	7	0	0	0	0	10	10.0
32	Gary McAdam	4	1	0	1	-4	0	0	0	0	0	3	33.3
28	Bob Sauve	54	0	1	1	-	8	0	0	0	0	0	0.0
23	Kai Sulkanen	1	0	0	0	+1	0	0	0	0	0	1	0.0
23	Ben Fischer	3	0	0	0	0	0	0	0	0	0	1	0.0
35	Joe Gillis	3	0	0	0	-6	0	0	0	0	0	3	0.0
35	Phil Myre	5	0	0	0	-	2	0	0	0	0	0	0.0
1	Jaques Cloutier	25	0	0	0	-	0	0	0	0	0	0	0.0

NO. GOALTENDER

26	Bob Sauve	54	3111	245	25	20	7	3	1	179	1293	871
1	Jaques Cloutier	25	1390	350	10	7	6	0	0	81	572	858
35	Phil Myre	5	300	420	3	2	0	1	0	21	152	861
TEAM TOTALS	80	4800	356	38	29	13	4	1	285	2117	865	

1983-84 REGULAR SEASON SCORES
(48-25-7, 2nd place - Adams Division)

Oct. 5	Hartford	5-3	W	Jan. 7	@ Washington	4-2	W
Oct. 8	@ Quebec	2-9	L	Jan. 8	Montreal	4-3	W
Oct. 9	@ Washington	5-2	W	Jan. 11	Philadelphia	6-2	W
Oct. 12	@ Toronto	4-4	T	Jan. 13	Edmonton	3-1	W
Oct. 15	@ Boston	3-5	L	Jan. 14	@ Detroit	2-1	W
Oct. 16	N.Y. Islanders	2-3	L	Jan. 17	@ Vancouver	5-1	W
Oct. 18	@ Pittsburgh	3-1	W	Jan. 18	@ Los Angeles	4-0	W
Oct. 22	@ Hartford	5-2	W	Jan. 21	@ St. Louis	2-4	W
Oct. 23	Winnipeg	5-2	W	Jan. 23	@ Boston	5-3	W
Oct. 26	@ Detroit	5-6	L	Jan. 25	@ Washington	2-2	T
Oct. 28	Los Angeles	3-3	T	Jan. 27	Detroit	2-2	T
Oct. 30	Montreal	5-4	W	Jan. 29	Pittsburgh	7-3	W
Nov. 2	N.Y. Rangers	3-3	T	Feb. 2	Montreal	3-5	L
Nov. 5	@ N.Y. Islanders	0-4	L	Feb. 3	Minnesota	1-4	L
Nov. 6	Quebec	1-7	L	Feb. 5	Quebec	1-2	L
Nov. 9	Boston	3-1	W	Feb. 8	@ Pittsburgh	6-5*	W
Nov. 11	Toronto	3-1	W	Feb. 9	New Jersey	8-5	W
Nov. 13	Calgary	11-2	W	Feb. 11	@ Montreal	4-3	W
Nov. 16	@ Winnipeg	6-5*	W	Feb. 15	Boston	7-4	W
Nov. 18	@ Edmonton	0-7	L	Feb. 17	Minnesota	5-4	W
Nov. 19	@ Calgary	5-2	W	Feb. 19	Hartford	5-4*	W
Nov. 22	@ N.Y. Rangers	6-4	W	Feb. 21	Philadelphia	5-4*	W
Nov. 25	Chicago	5-2	W	Feb. 23	@ Hartford	2-3	L
Nov. 26	@ Quebec	2-3	L	Feb. 25	@ Minnesota	1-5	L
Nov. 29	@ Montreal	5-2	W	Feb. 27	Boston	1-3	L
Dec. 2	St. Louis	7-6	W	Feb. 29	@ Chicago	3-4	L
Dec. 4	Montreal	6-2	W	Mar. 3	@ Quebec	2-2	T
Dec. 6	St. Louis	2-8	L	Mar. 4	Quebec	1-1	T
Dec. 7	@ Chicago	2-4	L	Mar. 6	@ Montreal	8-3	W
Dec. 10	@ Boston	4-2	W	Mar. 9	Los Angeles	7-3	W
Dec. 11	@ Philadelphia	6-5	W	Mar. 11	Hartford	4-3*	W
Dec. 14	New Jersey	3-3	T	Mar. 14	@ Calgary	4-2	W
Dec. 17	@ Hartford	4-1	W	Mar. 17	@ Vancouver	3-4	L
Dec. 18	@ Vancouver	3-2	W	Mar. 20	@ Edmonton	3-4	L
Dec. 21	Hartford	3-6	L	Mar. 21	Montreal	4-2	W
Dec. 26	Boston	1-2	L	Mar. 24	@ N.Y. Islanders	6-0	W
Dec. 27	@ Montreal	7-4	W	Mar. 25	N.Y. Islanders	3-5	L
Dec. 29	Quebec	8-5	W	Mar. 27	@ Hartford	1-4	L
Dec. 31	N.Y. Rangers	2-3	L	Mar. 31	@ Quebec	1-4	L
Jan. 4	Winnipeg	9-4	W	Apr. 1	Toronto	4-2	W

* overtime decision

REGULAR SEASON SCORING

NO.	PLAYER	GP	G	A	P	PTS	+/-	PIM	PP	SHGW	GT	SHOTS	PCT.
11	Gil Perreault	73	31	59	90	+19	32	8	2	7	1	165	18.8
25	Dave Andreychuk	78	38	42	80	+20	42	10	0	7	1	178	21.3
6	Phil Housley	75	31	46	77	+4	33	12	6	1	234	13.2	
17	Mike Foligno	70	32	31	63	+32	151	6	0	5	0	183	17.5
8	Real Cloutier	72	24	36	60	-1	25	9	0	6	0	169	14.2
22	Lindy Ruff	58	14	15	45	+105	30	0	4	0	4	126	11.1
9	Gilles Hamel	75	21	23	44	+4	37	4	2	1	0	135	15.6
18	Paul Cyr	71	26	27	43	-3	52	5	0	1	1	142	13.3
3	Hannu Virta	70	6	30	36	+14	12	4	0	0	0	98	6.1
16	Ric Sceling	78	13	22	35	+10	42	0	3	0	0	135	9.6
5	Mike Ramsey	72	9	22	31	+26	82	1	0	4	0	131	6.7
12	Sean McKenna	78	20	30	50	0	45	0	2	0	0	107	18.7
24	Bill Hajt	79	3	24	27	+26	32	0	1	0	0	53	5.7
10	Craig Ramsay	76	9	17	26	+3	17	0	0	0	0	97	9.3
20	Brent Peterson	70	9	12	21	+3	52	0	0	0	0	81	11.1
19	Jim Wiener	64	5	15	20	+1	48	0	1	0	1	91	5.5
7	John Tucker	21	4	14	16	+2	4	5	0	2	0	40	30.0
14	Mike Moller	59	5	11	16	+2	27	0	0	1	0	43	11.6
27	Larry Playfair	76	5	11	16	+4	209	0	0	0	0	2	67.5
41	Jerry Korab	48	2	9	11	+4	82	1	0	1	0	41	4.9
21	Claude Verret	11	2	5	7	-3	2	1	0	0	0	14	14.3
26	Steve Patrick	11	1	4	5	-2	6	0	0	0	0	11	9.1
15	Adam Creighton	7	2	2	4	0	0	0	0	1	0	8	25.0
7	Dale McCourt	5	1	3	4	-2	0	0	0	0	0	5	20.0
4	Mark Renaud	1	0	3	4	-1	6	0	0	0	0	1	9.1
31	Dave Fenoyes	10	0	4	4	+7	9	0	0	0	0	4	0.0
26	Mal Davis	7	2	1	3	-1	4	1	0	0	0	12	16.7
30	Tom Barrasso	42	0	2	2	-	20	0	0	0	0	0	0.0
16	Chris Langvin	6	1	0	1	-2	2	0	0	0	0	4	2

1986-87 REGULAR SEASON SCORES
(28-44-8, 5th place - Adams Division)

Oct. 9	@ Winnipeg	2-3	L	Jan. 8	@ Minnesota	4-5*	L
Oct. 11	@ Toronto	5-5	T	Jan. 10	@ Los Angeles	8-5	W
Oct. 12	Calgary	2-4	L	Jan. 14	Montreal	3-3	T
Oct. 15	Montreal	0-0	T	Jan. 17	@ Montreal	2-4	L
Oct. 17	Pittsburgh	3-7	L	Jan. 18	Edmonton	6-5*	W
Oct. 18	@ Washington	4-2	W	Jan. 20	@ Minnesota	0-5	L
Oct. 22	@ Pittsburgh	4-5*	L	Jan. 23	Washington	2-3	L
Oct. 24	Hartford	4-5	L	Jan. 24	@ Washington	6-3	W
Oct. 25	@ Hartford	3-4	L	Jan. 26	Chicago	7-4	W
Oct. 29	@ Montreal	2-5	L	Jan. 28	Philadelphia	2-6	L
Nov. 1	@ New Jersey	3-1	W	Jan. 30	Quebec	3-1	W
Nov. 2	@ Boston	7-1	W	Feb. 1	Detroit	6-1	W
Nov. 5	Boston	8-3	W	Feb. 4	@ Hartford	3-1	W
Nov. 7	Vancouver	6-7	L	Feb. 7	@ Quebec	2-5	L
Nov. 9	N.Y. Islanders	4-4	T	Feb. 8	Chicago	7-4	W
Nov. 12	@ N.Y. Rangers	1-2	L	Feb. 14	@ N.Y. Islanders	5-1	W
Nov. 15	@ Montreal	2-4	L	Feb. 18	Boston	4-3	W
Nov. 19	Boston	4-4	T	Feb. 20	@ N.Y. Rangers	6-3	W
Nov. 21	Quebec	1-6	L	Feb. 22	Hartford	5-3	W
Nov. 22	@ Quebec	1-3	L	Feb. 24	N.Y. Rangers	3-6	L
Nov. 26	@ Hartford	0-3	L	Feb. 26	St. Louis	4-3	W
Nov. 28	Boston	4-3	W	Feb. 28	@ Boston	1-5	L
Nov. 29	@ Boston	2-6	L	Mar. 1	Vancouver	2-4	L
Dec. 2	Minnesota	4-5	L	Mar. 3	@ Philadelphia	2-4	L
Dec. 5	St. Louis	5-6	L	Mar. 5	New Jersey	6-4	W
Dec. 6	@ New Jersey	3-4	L	Mar. 7	@ Quebec	5-5	T
Dec. 8	@ Detroit	4-5*	L	Mar. 8	Quebec	5-1	W
Dec. 10	@ Chicago	3-6	L	Mar. 11	@ Los Angeles	3-2	W
Dec. 13	@ Quebec	0-7	L	Mar. 13	@ Vancouver	4-6	L
Dec. 14	Hartford	4-3	W	Mar. 14	@ Edmonton	3-5	L
Dec. 17	@ Hartford	3-4	L	Mar. 17	@ Calgary	2-6	L
Dec. 19	@ Montreal	3-2	W	Mar. 20	Montreal	2-3	L
Dec. 20	@ Toronto	4-5*	L	Mar. 22	Detroit	3-2	L
Dec. 23	Philadelphia	2-1	W	Mar. 24	Toronto	5-6	L
Dec. 26	Pittsburgh	3-3	T	Mar. 26	Los Angeles	3-5	L
Dec. 28	Calgary	1-4	L	Mar. 28	@ Montreal	3-6	L
Dec. 31	Chicago	5-2	W	Mar. 29	Edmonton	2-3	L
Jan. 2	Winnipeg	3-6	L	Apr. 2	@ St. Louis	3-5	L
Jan. 4	Quebec	4-2	W	Apr. 4	@ N.Y. Islanders	6-6	T
Jan. 7	@ Winnipeg	4-2	W	Apr. 5	Hartford	6-0	W

* - overtime decision

REGULAR SEASON SCORING

NO.	PLAYER	GP	G	A	P	PTS	+/-	PIM	PP	SHG	WG	SHOTS	PCT.
25	Dave Andrychuk	77	25	48	73	2	46	13	0	2	255	98	
6	Phil Housley	78	21	46	67	-2	57	8	1	2	202	104	
21	Christian Ruutu	76	22	43	65	-9	62	3	1	1	167	132	
17	Mike Foligno	75	30	29	59	+13	176	6	5	0	101	163	
7	John Tucker	51	17	34	51	-3	21	4	0	0	101	163	
38	Adam Creighton	56	18	22	40	+4	26	6	0	3	109	165	
15	Doug Smith	62	16	24	40	-20	106	7	0	2	158	101	
5	Mike Ramsey	80	8	31	39	+1	109	2	1	0	154	52	
27	Will Pasmore	56	20	17	37	+2	108	2	0	3	117	171	
65	Mark Napier (EDM)	62	13	17	21	+3	21	0	1	0	88	91	
18	Paul Cyr	73	11	16	27	+6	122	0	0	1	131	84	
39	Clark Gillies	61	10	17	27	0	81	1	0	2	106	94	
9	Scott Arnie	63	11	14	25	-1	59	0	0	3	90	122	
28	Tom Kurvers (MTL)	1	0	0	+1	0	0	0	0	0	2	0	
(BUF) 35	6	17	23	-10	24	1	0	1	0	1	71	85	
(TOT) 56	6	17	23	-9	24	1	0	1	0	1	73	82	
22	Lindy Ruff	30	6	14	20	-12	74	0	1	1	95	63	
12	Ken Priestley	34	11	6	17	+3	8	3	0	0	49	224	
11	Cl Perreault	20	9	7	16	-2	6	1	0	1	35	257	
34	Jim Korn	52	4	10	14	-3	158	0	0	0	35	114	
37	Shawn Anderson	41	2	11	13	0	23	0	0	0	26	77	
32	Norm Lacombe	39	4	7	11	-9	8	1	0	1	48	83	
26	Bob Logan	22	7	3	10	+5	0	0	0	0	22	318	
23	Gates Orlando	27	2	8	10	-6	16	0	0	0	24	83	
31	Joe Reekie	56	1	8	9	+6	82	0	0	0	56	18	
29	Jeff Parker	15	3	6	+1	7	0	0	0	0	10	30	
20	Mike Hartman	17	3	3	6	+2	69	0	0	0	19	158	
33	Lee Fogolin (EDM)	35	1	3	4	-2	17	0	0	0	37	27	
(BUF) 9	0	2	-2	8	0	0	0	0	0	0	5	0	
(TOT) 44	5	5	-3	25	3	0	0	0	0	4	24	24	
20	Don Lever	10	3	2	5	-3	4	3	0	0	4	37.5	
40	Uwe Krupp	26	1	4	5	-9	23	0	0	0	34	29	
16	Paul Brydges	15	2	2	+4	6	0	0	0	0	8	25.0	
29	Mark Ferrer	13	0	3	3	-2	0	0	0	0	0	0	
14	Mikael Andersson	16	0	3	3	-2	0	0	0	0	6	0	
19	Bob Halkidis	6	1	1	2	+3	19	0	0	0	4	25.0	
26	Phil Russell	6	0	2	2	0	12	0	0	0	2	0	
24	Bill Hill	23	0	2	2	0	4	0	0	0	0	0	
1	Jacques Cloutier	40	0	2	2	-10	0	0	0	0	0	0	
8	Dave Fenyves	7	1	0	1	-3	0	0	0	0	3	33.3	
3	Richie Dunn	2	0	1	+2	2	0	0	0	0	1	0	
2	Steve Dykstra	37	0	1	-7	179	0	0	0	0	21	0	
30	Tom Barraso	46	0	1	-22	0	0	0	0	0	0	0	
8	Richard Hajdu	2	0	0	+1	0	0	0	0	0	1	0	
9	Doug Trapp	2	0	0	0	0	0	0	0	0	1	0	
35	Daren Pappa	3	0	0	0	0	0	0	0	0	0	0	
3	Jim Hofford	12	0	0	-1	40	0	0	0	0	0	0	

NO. GOALTENDER GP MIN AVG W L T EN SO GA SA PCT.

30	Tom Barraso	46	2901	3.65	17	23	2	4	2	152	1202	87.3
1	Jacques Cloutier	40	2167	3.79	11	19	5	0	1	137	1035	86.8
35	Daren Pappa	3	185	4.22	0	2	1	1	0	13	80	83.5
TEAM TOTALS	80	4853	3.81	28	44	8	6	2	308	2317	86.7	

1987-88 REGULAR SEASON SCORES
(37-32-11, 3rd place - Adams Division)

Oct. 8	Minnesota	2-2	T	Jan. 8	Hartford	3-1	W
Oct. 10	@ Montreal	3-6	L	Jan. 10	N.Y. Rangers	4-3	W
Oct. 11	Washington	6-5	W	Jan. 12	Los Angeles	4-2	W
Oct. 13	@ Pittsburgh	3-8	L	Jan. 14	@ Philadelphia	1-3	L
Oct. 16	Quebec	2-2	T	Jan. 16	@ Boston	1-5	L
Oct. 17	@ Quebec	6-3	W	Jan. 17	N.Y. Islanders	5-2	W
Oct. 21	Hartford	3-5	L	Jan. 20	Boston	5-3	W
Oct. 23	Montreal	5-3	W	Jan. 22	New Jersey	7-3	W
Oct. 24	@ Pittsburgh	3-5	L	Jan. 23	@ Washington	3-3	T
Oct. 28	@ Hartford	4-2	W	Jan. 25	@ New Jersey	5-2	W
Oct. 30	Los Angeles	5-1	W	Jan. 27	Montreal	4-1	L
Nov. 1	Chicago	5-3	W	Jan. 29	N.Y. Islanders	2-5	L
Nov. 4	@ Los Angeles	5-4	W	Jan. 31	Winnipeg	4-4	T
Nov. 7	@ Edmonton	0-5	L	Feb. 2	@ Quebec	6-3	W
Nov. 8	@ Calgary	6-3	W	Feb. 5	Toronto	5-2	W
Nov. 11	@ Vancouver	4-4	T	Feb. 6	@ N.Y. Islanders	4-6	L
Nov. 13	Minnesota	4-5	L	Feb. 12	@ Winnipeg	5-7	L
Nov. 15	Toronto	5-4	W	Feb. 14	@ Chicago	3-4*	L
Nov. 18	@ Hartford	1-9	L	Feb. 16	@ St. Louis	3-0	W
Nov. 20	Washington	5-3	W	Feb. 19	Philadelphia	4-5	L
Nov. 22	Los Angeles	5-8	L	Feb. 21	Quebec	5-6	L
Nov. 25	@ Philadelphia	2-5	L	Feb. 25	St. Louis	5-2	W
Nov. 27	Hartford	2-4	L	Feb. 27	Hartford	4-3	W
Nov. 29	Edmonton	2-5	L	Feb. 28	Winnipeg	5-3	W
Dec. 3	Quebec	6-3	W	Mar. 1	@ Detroit	0-4	L
Dec. 5	@ Hartford	1-2	L	Mar. 4	N.Y. Rangers	6-3	W
Dec. 6	Vancouver	1-5	L	Mar. 6	Boston	3-0	W
Dec. 9	@ Chicago	6-2	W	Mar. 9	@ Minnesota	6-2	W
Dec. 12	@ Boston	3-3	T	Mar. 12	@ Calgary	4-0	L
Dec. 13	Calgary	1-7	L	Mar. 13	@ Vancouver	7-5	W
Dec. 18	Montreal	2-2	T	Mar. 15	@ Edmonton	4-6	L
Dec. 19	@ Montreal	2-1	W	Mar. 19	@ Boston	4-3	W
Dec. 22	@ Boston	0-9	L	Mar. 20	Boston	2-6	L
Dec. 23	Edmonton	5-2	W	Mar. 23	@ N.Y. Rangers	3-2	W
Dec. 27	Pittsburgh	3-3	T	Mar. 25	New Jersey	2-2	T
Dec. 29	@ Quebec	1-5	L	Mar. 27	Detroit	3-5	L
Dec. 31	Boston	0-2	L	Mar. 29	@ Quebec	3-1	W
Jan. 2	@ Toronto	6-4	W	Mar. 31	Hartford	3-2	W
Jan. 3	Quebec	2-1	W	Apr. 2	@ Montreal	4-9	L
Jan. 6	@ Montreal	6-5	W	Apr. 3	Montreal	4-1	T

* - overtime decision

REGULAR SEASON SCORING

NO.	PLAYER	GP	G	A	P	PTS	+/-	PIM	PP	SHG	WG	SHOTS	PCT.		
25	Dave Andrychuk	30	48	78	73	26	45	71	-3	85	8	14	0	185	141
21	Christian Ruutu	73	26	45	71	-3	85	8	1	4	0	185	141		
6	Phil Housley	74	29	37	66	-7	96	6	0	1	1	231	126		
23	Ray Sheppard	74	38	27	65	-6	14	15	0	5	2	173	220		
17	Mike Foligno	74	29	28	57	-31	220	10	0	7	1	139	182		
27	Pierre Huet	76	14	28	42	-8	34	18	0	0	0	139	182		
3	Calie Johnson	71	4	38	42	+12	37	2	0	0	0	93	43		
9	Scott Arnie	73	17	23	40	+8	61	0	3	2	0	111	153		
7	John Tucker	19	19	38	+4	20	6	0	0	1	0	93	204		
15	Doug Smith	70	9	19	28	+0	117	1	0	0	0	136	66		
38	Adam Creighton	36	10	17	27	+7	87	4	0	1	0	61	164		
22	Lindy Ruff	77	2	23	25	-9	179	0	0	0	0	106	19		
14	Mikael Andersson	37	3	20	23	+7	10	0	1	1	0	34	88		
5	Mike Ramsey	63	5	16	21	+6	77	1	0	0	0	84	53		
65	Mark Napier	47	10	8	18	-3	8	0	1	2	0	81	123		
16	Mike Donnelly (NYR)	17	2	2	4	-5	8	0	0	0					

1989-90 REGULAR SEASON SCORES
(45-27-8, 2nd place - Adams Division)

Oct. 5	Quebec	4-3	W	Jan. 2	@ New Jersey	3-5	L
Oct. 7	@ Montreal	1-5	L	Jan. 6	@ Montreal	3-6	L
Oct. 8	Minnesota	2-2	T	Jan. 7	Boston	1-2	L
Oct. 11	@ Toronto	7-1	W	Jan. 11	@ Calgary	3-5	L
Oct. 13	Hartford	4-1	W	Jan. 13	@ Vancouver	5-3	W
Oct. 14	@ Detroit	2-6	L	Jan. 16	@ Los Angeles	4-2	W
Oct. 18	@ Hartford	1-2	L	Jan. 19	Washington	3-6	L
Oct. 20	@ Montreal	4-2	W	Jan. 23	@ Philadelphia	3-2	W
Oct. 21	@ Pittsburgh	4-2	W	Jan. 24	@ Chicago	3-2	W
Oct. 25	@ Minnesota	2-4	L	Jan. 26	Chicago	2-4	L
Oct. 27	Toronto	6-5*	W	Jan. 28	Pittsburgh	7-2	W
Oct. 29	Boston	4-3	W	Jan. 30	@ Quebec	5-2	W
Nov. 2	@ Montreal	4-3	W	Feb. 3	Quebec	6-3	W
Nov. 4	@ Boston	3-3	T	Feb. 3	@ Montreal	0-1	L
Nov. 5	Los Angeles	5-3	W	Feb. 4	N.Y. Islanders	0-1	L
Nov. 8	@ Hartford	6-3	W	Feb. 7	Montreal	3-1	W
Nov. 10	Vancouver	4-2	W	Feb. 9	N.Y. Rangers	3-2	W
Nov. 12	Edmonton	6-5	W	Feb. 11	@ St. Louis	2-4	L
Nov. 16	@ Calgary	4-4	T	Feb. 13	@ Chicago	1-4	L
Nov. 17	Edmonton	0-3	L	Feb. 16	Montreal	5-3	W
Nov. 19	@ Vancouver	2-2	T	Feb. 18	Hartford	4-6	L
Nov. 22	N.Y. Rangers	4-1	W	Feb. 20	Winnipeg	4-3*	W
Nov. 25	@ Quebec	3-2	W	Feb. 21	@ Edmonton	3-7	L
Nov. 26	Hartford	4-2	W	Feb. 23	Hartford	7-3	W
Nov. 28	@ Hartford	4-2	W	Feb. 25	Winnipeg	3-4	W
Nov. 30	@ Boston	1-5	L	Feb. 27	@ St. Louis	1-4	L
Dec. 1	New Jersey	6-4	W	Mar. 3	@ Quebec	3-3	T
Dec. 3	St. Louis	4-3	W	Mar. 4	Quebec	5-3	W
Dec. 5	@ N.Y. Islanders	0-3	L	Mar. 6	@ Washington	1-1	T
Dec. 7	@ Philadelphia	3-4*	L	Mar. 8	@ Boston	10-4	W
Dec. 10	Washington	4-2	W	Mar. 10	Hartford	5-4	W
Dec. 13	Boston	2-4	L	Mar. 14	Los Angeles	5-6*	L
Dec. 16	@ Boston	3-1	W	Mar. 16	Toronto	4-1	W
Dec. 17	Philadelphia	4-3	W	Mar. 18	Winnipeg	4-3*	W
Dec. 20	@ N.Y. Rangers	2-2	T	Mar. 21	Calgary	5-4	W
Dec. 22	Montreal	2-2	T	Mar. 25	New Jersey	3-4	L
Dec. 23	@ Quebec	6-5	W	Mar. 27	@ Detroit	6-5	W
Dec. 26	Detroit	6-3	W	Mar. 29	Minnesota	4-2	W
Dec. 29	Boston	3-4*	L	Mar. 31	@ Pittsburgh	3-2*	W
Dec. 31	N.Y. Islanders	2-4	L	Apr. 1	Quebec	5-2	W

* overtime decision

REGULAR SEASON SCORING

NO.	PLAYER	GP	G	A	P	PTS	+/-	PIM	PP	SHGW	GT	SHOTS	PCT.
77	Pierre Turgeon	80	40	66	106	10	27	17	1	10	1	193	20.7
25	Dave Andreychuk	80	20	42	61	8	42	8	3	0	26	19.4	
6	Phil Hensley	80	21	60	81	11	32	8	1	4	0	201	10.4
21	Christian Ruutu	75	19	41	60	9	66	4	1	2	1	160	11.9
22	Rick Vaive	70	29	48	77	9	74	8	0	4	0	195	14.9
8	Doug Bodger	71	12	36	48	0	64	8	0	1	0	167	7.2
89	Alexander Mogilny	65	15	28	43	8	16	4	2	1	1	130	11.5
17	Mike Foligno	61	15	25	40	13	99	3	0	1	1	107	14.0
9	Scott Arnie	79	18	14	32	4	77	1	1	4	0	123	14.6
18	Dave Snuggard	80	14	16	30	8	41	1	2	2	0	120	11.7
5	Mike Ramsey	73	4	21	25	21	47	1	0	2	0	91	4.4
4	Uwe Krupp	74	3	20	23	15	85	0	1	1	0	89	4.3
20	Mike Hartman	60	11	10	21	21	2	0	3	0	0	97	11.3
24	Jay Wells (PHI)	59	3	16	19	4	129	0	0	1	0	76	3.9
(BUF)		1	0	1	1	0	0	0	0	0	0	0	0
(TOT)		60	3	17	20	5	129	0	0	1	0	76	3.9
33	Benoit Hogue	45	11	7	18	0	79	1	0	1	0	73	15.1
19	Kevin Maguire	61	6	9	15	-3	115	0	0	1	0	62	9.7
3	Grant Ledyard	67	2	13	15	2	37	0	0	0	0	91	2.2
56	Ken Prisdley	35	7	7	14	-1	14	1	0	1	0	66	10.6
26	Dean Kennedy	80	2	14	-12	53	0	0	0	0	0	51	3.9
29	Jeff Parker	61	4	5	9	-9	70	0	0	0	0	61	6.6
16	Darrin Shannon	17	2	7	9	6	4	0	0	0	0	20	10.0
23	Ray Sheppard	18	4	2	6	3	0	0	0	0	0	31	12.9
37	Shawn Anderson	16	1	3	4	2	8	0	0	0	0	16	6.3
31	Daren Puppa	56	0	4	4	0	0	0	0	0	0	0	0
32	Rob Ray	27	2	1	3	-2	99	0	0	0	0	20	10.0
7	John Tucker	8	1	2	3	-3	2	1	0	0	0	8	12.5
7	Mike Donnelly	12	1	3	4	-8	0	0	0	0	0	20	5.0
42	Bob Corum	8	2	0	2	4	0	0	1	0	6	33.3	0.0
30	Clint Malarchuk	29	0	2	2	0	14	0	0	0	0	0	0.0
27	Larry Playfair	4	0	1	1	-2	2	0	0	0	0	0	0.0
14	Steve Ludzik	11	0	1	1	-2	6	0	0	0	0	15	0.0
43	Francis Guay	1	0	0	0	0	0	0	0	0	0	0	0.0
55	Reed Larson	1	0	0	0	0	0	0	0	0	0	0	0.0
44	Brod Miller	1	0	0	0	0	0	0	0	0	0	0	0.0
15	Kevin Haller	2	0	0	0	0	0	0	0	0	0	0	0.0
40	Mich Molloy	2	0	0	0	0	0	0	0	0	0	0	0.0
36	Darcy Loewen	4	0	0	0	-3	4	0	0	0	0	0	0.0
39	Dan McSwain	0	0	0	0	0	0	0	0	0	0	0	0.0
28	Dale D.Cray	6	0	0	0	0	6	0	0	0	0	5	0.0
12	Scott Metcalfe	7	0	0	0	0	0	0	0	0	0	5	0.0

NO.	GOALTENDER	GP	MIN	AVG	L	T	EN	SO	GA	SA	PCT.	
31	Daren Puppa	56	3241	2.89	31	16	6	2	1	156	1610	.903
30	Clint Malarchuk	29	1596	3.35	14	11	2	1	0	89	914	.903
TEAM TOTALS		80	4850	3.07	45	27	8	3	1	248	2524	.902

1990-91 REGULAR SEASON SCORES
(31-30-19, 3rd place - Adams Division)

Oct. 4	Montreal	3-3	T	Jan. 4	Winnipeg	4-1	W
Oct. 6	@ Montreal	5-6	L	Jan. 8	@ Vancouver	3-3	T
Oct. 10	@ Hartford	3-4	L	Jan. 10	@ Los Angeles	2-5	L
Oct. 12	Quebec	2-4	L	Jan. 12	@ Minnesota	5-3	W
Oct. 13	@ Quebec	4-4	T	Jan. 14	@ Toronto	9-3	W
Oct. 17	Montreal	3-4	L	Jan. 16	Detroit	5-3	W
Oct. 19	Pittsburgh	4-4	T	Jan. 22	Boston	6-4	W
Oct. 20	@ N.Y. Islanders	3-1	W	Jan. 24	@ Chicago	5-4	W
Oct. 25	@ New Jersey	1-5	L	Jan. 26	@ Montreal	1-1	L
Oct. 27	@ Toronto	3-1	W	Jan. 27	Calgary	4-5	L
Oct. 28	Hartford	5-0	W	Jan. 29	@ St. Louis	3-8	L
Nov. 3	Boston	3-3	T	Jan. 31	Quebec	1-4	L
Nov. 4	@ Boston	4-1	W	Feb. 3	Edmonton	2-3	L
Nov. 4	Calgary	2-1	W	Feb. 6	St. Louis	4-5*	L
Nov. 7	@ N.Y. Rangers	2-6	L	Feb. 8	Los Angeles	4-4	T
Nov. 9	Vancouver	7-1	W	Feb. 10	@ Winnipeg	2-0	W
Nov. 10	@ Washington	4-2	W	Feb. 12	Quebec	4-4	T
Nov. 14	@ Los Angeles	2-4	L	Feb. 13	Minnesota	6-6	T
Nov. 16	@ Edmonton	2-4	L	Feb. 15	Montreal	2-2	T
Nov. 17	@ Calgary	3-3	T	Feb. 17	Toronto	0-3	L
Nov. 21	N.Y. Rangers	5-5	T	Feb. 19	@ Pittsburgh	3-6	L
Nov. 23	Edmonton	0-2	L	Feb. 23	Hartford	5-4	W
Nov. 26	@ N.Y. Rangers	3-5	L	Feb. 24	Hartford	5-5	T
Nov. 28	@ Montreal	2-1	W	Feb. 26	@ N.Y. Islanders	1-1	T
Dec. 1	@ Quebec	2-4	L	Feb. 28	@ Quebec	5-4	W
Dec. 2	Detroit	3-3	T	Mar. 2	@ Boston	7-4	W
Dec. 6	@ Philadelphia	4-3	W	Mar. 6	New Jersey	3-3	T
Dec. 7	Hartford	4-4*	L	Mar. 8	Chicago	3-5	L
Dec. 9	Boston	2-3	L	Mar. 10	Vancouver	5-7	L
Dec. 11	@ Detroit	3-8	L	Mar. 12	@ Minnesota	6-2	W
Dec. 14	Pittsburgh	3-4	L	Mar. 13	@ Winnipeg	6-2	W
Dec. 16	St. Louis	3-5	L	Mar. 16	@ Montreal	4-6	L
Dec. 18	@ Hartford	4-3*	W	Mar. 17	Hartford	6-1	W
Dec. 20	@ Boston	1-4	L	Mar. 20	Montreal	3-2*	W
Dec. 23	Quebec	10-1	W	Mar. 23	@ Boston	3-6	L
Dec. 26	Boston	3-3	T	Mar. 24	@ Philadelphia	4-4	T
Dec. 28	Chicago	5-0	W	Mar. 26	@ Washington	4-2	W
Dec. 29	@ New Jersey	4-4	T	Mar. 28	Quebec	4-4	T
Dec. 31	Philadelphia	5-2	W	Mar. 30	@ Hartford	5-5	T
Jan. 2	N.Y. Islanders	5-4	W	Mar. 31	Washington	5-2	W

* overtime decision

REGULAR SEASON SCORING

NO.	PLAYER	GP	G	A	P	PTS	+/-	PIM	PP	SHGW	GT	SHOTS	PCT.
20	Dale Hawerchuk	80	31	58	89	2	32	12	0	1	1	191	16.0
77	Pierre Turgeon	78	32	47	79	14	26	13	0	3	0	174	18.4
25	Dave Andreychuk	80	36	63	99	11	32	13	0	4	3	231	15.4
89	Alexander Mogilny	62	30	64	94	14	16	3	3	5	0	201	14.9
22	Rick Vaive	71	25	52	77	11	74	9	0	3	1	155	16.1
21	Christian Ruutu	77	16	31	47	8	46	2	3	1	1	155	10.3
33	Benoit Hogue	76	19	28	47	-8	74	1	0	2	2	131	14.2
4	Uwe Krupp	74	12	32	44	14	66	6	0	0	2	138	8.7
3	Grant Ledyard	60	8	23	31	13	46	2	1	1	1	118	6.8
8	Doug Bodger	58	5	23	28	-8	54	2	0	0	0	139	3.6
19	Tony Tanti (PHI)	46	6	12	11	4	44	3	0	0	0	74	8.1
(BUF)		10	1	7	8	2	6	0	0	0	0	19	5.3
(TOT)		56	7	19	26	3	50	3	0	0	0	93	7.5
18	Dave Snuggard	80	15	24	-13	32	0	4	2	0	0	128	7.0
42	Mikko Maleski	60	15	7	22	-2	25	2	2	1	1	62	24.2
12	Greg Palandri (WPG)	43	9	10	19	-6	10	1	0	1	0	66	13.6
(BUF)		12	2	1	3	0	4	0	0	0	0	9	22.2
(TOT)		55	11	11	22	-6	14	1	0	2	0	75	14.7
5	Mike Ramsey	71	6	14	20	11	46	0	0	0	0	87	6.9
32	Rob Ray	66	8	8	16	-11	390	0	0	0			

1992-93 REGULAR SEASON SCORES (38-36-10, 4th place - Adams Division)

Oct. 8	Quebec	4-5	L	Jan. 12	@ Boston	2-5	L
Oct. 10	@ Hartford	5-2	W	Jan. 15	@ Vancouver	1-4	L
Oct. 11	Montreal	8-2	W	Jan. 17	@ Edmonton	2-3*	L
Oct. 16	@ Pittsburgh	5-6	L	Jan. 19	@ Calgary	3-2*	W
Oct. 17	Tampa Bay	5-4*	W	Jan. 22	Quebec	6-2	W
Oct. 23	@ Washington	4-6	L	Jan. 23	@ Philadelphia	3-4	L
Oct. 21	Chicago	4-1	W	Jan. 26	@ Philadelphia	4-3*	W
Oct. 23	San Jose	5-4	W	Jan. 27	Washington	4-3	W
Oct. 28	@ Toronto	4-4	T	Jan. 29	N.Y. Rangers	6-4	W
Oct. 30	Ottawa	12-3	W	Jan. 31	Edmonton	4-5*	L
Oct. 31	@ Ottawa	2-2	T	Feb. 3	Hartford	3-2	W
Nov. 2	@ N.Y. Rangers	6-7*	L	Feb. 8	@ Ottawa	6-2	W
Nov. 5	@ San Jose	5-7	L	Feb. 10	@ Boston	2-4	L
Nov. 7	@ Los Angeles	1-2	L	Feb. 12	Vancouver	1-3	L
Nov. 11	Boston	7-2	W	Feb. 14	Pittsburgh	7-4	W
Nov. 13	Hartford	8-2	W	Feb. 17	@ Hartford	5-3	W
Nov. 14	@ N.Y. Islanders	5-7	L	Feb. 19	@ New Jersey	3-3	T
Nov. 15	@ Pittsburgh	2-4	L	Feb. 24	Detroit	10-7	W
#Nov. 18	@ New Jersey	2-3	L	Feb. 26	Montreal	4-6	W
Nov. 21	Minnesota	3-4	L	Feb. 27	@ Montreal	4-8	L
Nov. 22	@ Philadelphia	4-4	T	#Mar. 1	Vancouver	2-5	L
Nov. 25	Quebec	1-1	T	Mar. 3	@ N.Y. Rangers	2-2	T
Nov. 27	Ottawa	4-1	W	Mar. 5	Hartford	2-1	W
Nov. 29	@ Ottawa	5-2	L	Mar. 7	Winnipeg	2-1	W
Nov. 30	@ Montreal	0-3	L	Mar. 10	@ Quebec	7-4	W
Dec. 4	N.Y. Islanders	5-5	T	Mar. 13	@ Hartford	3-3	T
Dec. 6	New Jersey	3-7	L	**Mar. 15	Los Angeles	2-4	L
Dec. 7	@ Quebec	3-4	L	Mar. 16	@ St. Louis	2-2	T
Dec. 9	Boston	5-2	W	Mar. 20	@ Tampa Bay	3-1	W
Dec. 11	Hartford	5-2	L	Mar. 22	@ Montreal	8-3	W
Dec. 12	@ Hartford	1-1	T	Mar. 24	Boston	0-2	L
Dec. 15	@ Boston	3-2	W	Mar. 25	@ Chicago	6-4	W
Dec. 19	@ Montreal	2-4	L	Mar. 28	Ottawa	3-1	W
Dec. 20	Toronto	5-4	W	Mar. 30	@ Washington	1-4	L
Dec. 23	Washington	4-1	W	Mar. 31	New Jersey	5-2	W
Dec. 27	Pittsburgh	4-0	W	Apr. 3	@ Boston	2-3	L
Dec. 31	N.Y. Rangers	11-6	W	Apr. 4	Boston	0-3	L
Jan. 2	@ Ottawa	7-2	W	Apr. 6	@ Minnesota	1-3	L
Jan. 3	St. Louis	6-5*	W	Apr. 10	@ Detroit	5-6	L
Jan. 6	@ Hartford	3-1	W	Apr. 11	Quebec	1-3	L
Jan. 8	N.Y. Islanders	6-5	W	Apr. 13	Montreal	2-3*	L
Jan. 10	Calgary	5-3	W	Apr. 15	Philadelphia	4-7	L

* - overtime decision
** - postponed from Mar. 14

- game played at Hamilton, ONT

REGULAR SEASON SCORING

NO.	PLAYER	GP	G	A	PIS	+/-	PPM	SHG	WT	SHOTS	PCT.	
16	Pat LaFontaine	84	53	95	148	11	63	20	2	7	306	17.3
89	Alexander Mogily	77	36	50	127	7	40	27	0	11	300	21.1
25	Dave Audette	81	16	30	56	-17	52	8	0	2	259	6.2
20	Dave Andreychuk	52	29	32	61	-8	48	20	3	2	171	17.0
8	Doug Bodger	81	45	84	141	6	6	0	1	154	8.4	
20	Bob Sweeney	80	21	26	47	2	118	4	0	3	120	17.5
19	Randy Wood	82	18	25	43	6	77	3	2	2	176	10.2
13	Yuri Khymiv	68	20	39	69	6	28	0	3	3	122	16.4
18	Wayne Presley	79	15	32	56	0	9	1	2	0	97	15.5
42	Richard Smelchik	80	4	27	31	9	99	0	0	0	82	4.9
27	Brad May	82	13	26	34	2	102	0	1	1	114	11.4
7	Petr Svoboda	40	2	24	26	3	39	1	0	1	61	3.3
41	Ken Sutton	63	8	14	22	-3	30	1	0	2	77	10.4
14	Dave Hannan	55	15	20	35	8	43	0	0	0	43	11.6
28	Donald Audette	41	12	17	19	-8	51	2	0	0	49	11.6
12	Bob Eby (PIT)	54	8	16	24	-2	76	0	2	0	79	10.1
(BUF)		8	1	3	4	2	4	0	0	0	9	11.1
3	Grant Leddy	62	9	18	26	0	80	0	2	0	88	10.2
(TOT)		50	2	14	16	-2	45	1	0	0	79	2.5
31	Geod Donnelly	60	3	8	11	5	221	0	0	0	38	7.9
29	Bob Corkum	68	6	4	10	-3	38	0	1	1	69	8.7
5	Mike Ramsey	33	2	8	10	4	20	0	0	0	27	7.4
9	Viktor Gonchuk	16	6	9	14	6	8	0	0	0	24	12.5
24	Randy Moller	35	2	7	9	6	83	0	0	0	25	8.0
23	Bill Imlinger	15	3	5	8	5	6	0	0	1	29	10.3
17	Cliff Patterson	36	4	2	6	-2	22	1	0	0	30	13.3
6	Keith Carney	30	2	4	6	3	15	0	1	0	26	7.7
32	Rob Ray	3	2	5	-3	21	1	0	0	0	10	20.0
4	Philipp Boucher	18	0	4	4	1	34	0	0	0	28	0.0
21	Scott Thomas	7	1	2	2	15	0	0	0	0	4	12.5
36	Matthew Barnaby	2	1	0	1	0	1	0	0	0	8	25.0
44	Doug Macdonald	5	0	1	1	0	2	0	0	0	10	0.0
15	Greg Brown	10	0	1	1	0	2	0	0	0	1	10.0
31	Daren Pappa	24	0	1	1	-	0	0	0	0	0	0.0
35	Tom Draper	11	0	1	1	-	2	0	0	0	0	0.0
12	Phil Cavaglia	3	0	0	0	0	0	0	0	0	2	0.0
39	Dominik Hasek	28	0	0	1	-5	0	0	0	0	0	0.0
31	Grant Fuhr (TOR)	29	0	0	0	-	0	0	0	0	0	0.0
(BUF)		29	0	0	0	-	10	0	0	0	0	0.0
(TOT)		58	0	0	0	-	0	0	0	0	0	0.0

NO. GOALTENDER GP MIN AVG W L T EN SO GA SA PCT. A PIM

39	Dominik Hasek	28	1429	3.15	11	10	4	1	0	75	720	89.6	0	0
31	Daren Pappa	24	1305	3.58	11	5	4	0	0	78	706	89.0	1	0
35	Tom Draper	11	664	3.70	5	6	0	1	0	41	344	88.1	1	2
31	Grant Fuhr	29	1694	3.47	11	15	2	3	0	85	903	89.1	0	0
TEAM TOTALS	84	5014	3.49	38	36	10	5	0	297	2678	88.9			

* - rookie

1993-94 REGULAR SEASON SCORES (43-33-9, 4th place - Northeast Division)

Oct. 7	@ Boston	5-3	W	Jan. 12	@ Winnipeg	2-3	L
Oct. 9	@ Montreal	4-7	L	Jan. 15	@ St. Louis	1-2	L
Oct. 10	Hartford	3-3	L	Jan. 16	@ Dallas	4-2	W
Oct. 12	@ Philadelphia	2-5	L	Jan. 19	Edmonton	1-1	T
Oct. 15	N.Y. Rangers	2-5	L	Jan. 24	@ Tampa Bay	0-4	L
Oct. 16	@ Washington	3-4	L	Jan. 27	Washington	7-2	W
Oct. 18	Detroit	4-6	L	Jan. 29	@ Montreal	3-2	W
Oct. 22	Pittsburgh	2-4	L	Jan. 30	Florida	2-3	L
Oct. 23	@ Hartford	3-3	T	Feb. 2	@ New Jersey	3-2	W
Oct. 27	@ Calgary	5-3	W	Feb. 4	@ Florida	7-2	W
Oct. 29	@ Edmonton	6-3	W	Feb. 6	N.Y. Islanders	4-1	W
Oct. 30	@ Vancouver	6-3	W	Feb. 8	@ N.Y. Islanders	1-3	L
#Nov. 3	@ Pittsburgh	2-6	L	Feb. 10	@ Boston	3-3	T
Nov. 7	Boston	3-4	L	Feb. 11	@ Montreal	5-1	W
Nov. 10	Philadelphia	3-5	L	Feb. 13	Dallas	5-5	T
Nov. 13	@ Philadelphia	7-2	W	Feb. 16	@ Hartford	3-3	L
Nov. 17	@ New Jersey	0-4	L	Feb. 18	Florida	4-1	W
Nov. 19	Winnipeg	6-0	W	Feb. 20	@ Washington	3-3	T
Nov. 20	San Jose	6-5	W	Feb. 21	Quebec	2-1	W
Nov. 22	@ Ottawa	5-2	W	Feb. 23	Anchheim	4-2	W
Nov. 24	New Jersey	3-5	L	Feb. 25	Chicago	1-3	L
Nov. 26	Ottawa	2-2	T	Feb. 26	@ Pittsburgh	3-4	L
Nov. 27	@ Quebec	5-2	W	Mar. 2	@ Ottawa	7-2	W
Nov. 29	@ Toronto	3-0	W	Mar. 4	Pittsburgh	2-1	W
Dec. 1	@ Tampa Bay	3-0	W	Mar. 5	@ Detroit	3-2	W
Dec. 2	@ Florida	12-0*	W	Mar. 8	@ San Jose	4-4	T
Dec. 5	Boston	3-1	W	Mar. 9	@ Anaheim	3-0	W
Dec. 8	@ Ottawa	3-1	W	Mar. 12	@ Los Angeles	5-3	W
Dec. 10	Calgary	6-2	W	Mar. 17	New Jersey	1-6	L
Dec. 11	@ Hartford	3-0	W	#Mar. 18	N.Y. Islanders	2-2	T
Dec. 13	@ N.Y. Rangers	0-2	L	Mar. 20	Ottawa	6-2	W
Dec. 16	@ Pittsburgh	1-2	L	Mar. 23	St. Louis	2-3	L
Dec. 17	Los Angeles	2-0	W	Mar. 25	Hartford	6-0	W
Dec. 19	Tampa Bay	3-3	T	Mar. 27	N.Y. Islanders	4-1	W
Dec. 23	Montreal	5-0	W	Mar. 30	Tampa Bay	2-3*	L
Dec. 26	@ N.Y. Islanders	3-4*	L	Apr. 1	Boston	5-0	W
Dec. 27	Philadelphia	0-2	L	Apr. 2	@ Quebec	6-2	W
Dec. 31	N.Y. Rangers	4-1	W	**Apr. 3	@ Quebec	4-6	L
Jan. 2	Toronto	3-3	T	Apr. 8	Montreal	4-6	L
Jan. 7	Pittsburgh	3-4*	L	Apr. 10	Quebec	4-1	W
Jan. 9	Vancouver	5-3	W	Apr. 12	@ N.Y. Rangers	2-3	L
Jan. 11	@ Chicago	5-2	W	Apr. 14	@ Washington	2-3	L

* - overtime decision
** - rescheduled from March 1

- game played at Sacramento, CA
#* - game played at Minneapolis, MN

REGULAR SEASON SCORING

NO.	PLAYER	GP	G	A	PIS	+/-	PPM	SHG	WT	SHOTS	PCT.	
10	Dale Hawerchuk	81	31	58	101	3	22	17	7	1	227	15.4
89	Alexander Mogily	66	32	47	79	8	22	17	7	1	288	12.4
28	Donald Audette	77	29	39	62	4	16	1	4	0	207	14.0
13	Yuri Khymiv	72	27	31	58	13	49	11	0	17	178	15.8
26	Derek Plante	77	21	35	56	4	24	8	1	2	147	14.3
27	Brad May	84	18	27	45	-6	171	3	0	3	166	10.8
42	Richard Smelchik	81	14	27	41	22	69	3	1	1	108	13.2
8	Doug Bodger	75	7	32	39	8	76	5	1	0	144	4.9
19	Randy Wood	81	22	26	38	11	71	2	5	0	161	13.7
18	Wayne Presley	65	17	25	18	103	1	2	1	0	93	18.3
20	Bob Sweeney	80	14	14	25	3	91	3	1	0	76	14.5
41	Ken Sutton	78	6	10	24	-6	71	1	0	0	95	4.2
14	Dave Hannan	83	6	15	21	10	53	0	3	1	40	15.0
16	Pat LaFontaine	16	5	13	18	-4	2	1	0	0	40	12.5
22	Craig Simpson	22	8	16	-2	8	2	0	2	0	28	28.6
7	Petr Svoboda	60	2	14	16	11	89	1	0	0	80	2.5
4	Philipp Boucher	38	6	8	14	-1	29	4	0	1	67	9.0
5	Craig Muni (CH)	9	0	4	4	-3	4	0	0	0	6	0.0
(BUF)		73	2	8	10	28	62	0	1	2	39	5.1
(TOT)		82	2	12								

1996-97 REGULAR SEASON SCORES
(40-30-12, 1st place - Northeast Division)

Oct. 4 @ Edmonton	3-4	L	Jan. 9 @ Los Angeles	3-6	L
Oct. 6 @ Calgary	0-3	L	Jan. 20 @ Anaheim	2-5	L
Oct. 9 @ Vancouver	2-1	W	Jan. 12 @ Phoenix	3-2*	W
Oct. 12 Detroit	1-6	L	Jan. 15 @ N.Y. Islanders	2-1	W
Oct. 15 Tampa Bay	0-4	L	Jan. 20 Chicago	2-1	W
Oct. 17 Pittsburgh	4-1	W	Jan. 22 Montreal	6-1	W
Oct. 18 @ Washington	4-1	W	Jan. 24 Edmonton	1-3	L
Oct. 24 @ Montreal	3-3	W	Jan. 25 @ Hartford	1-5	L
Oct. 26 Hartford	6-3	W	Jan. 29 Pittsburgh	3-1	W
Oct. 27 @ N.Y. Rangers	4-6	L	Jan. 31 Dallas	3-1	W
Oct. 30 @ Dallas	0-2	L	Feb. 2 Washington	2-2	T
Nov. 1 @ St. Louis	4-2	W	Feb. 4 @ Philadelphia	1-1	T
Nov. 2 @ Colorado	0-0	T	Feb. 6 Florida	1-1	T
Nov. 7 @ Philadelphia	3-5	L	Feb. 8 @ Tampa Bay	3-1	W
Nov. 9 @ Hartford	3-4*	L	Feb. 9 Ottawa	2-1	W
Nov. 11 Florida	3-2*	W	Feb. 12 Montreal	2-2	T
Nov. 12 @ Pittsburgh	0-3	L	Feb. 16 San Jose	6-2	W
Nov. 14 Colorado	5-4	W	Feb. 18 Calgary	5-5	T
Nov. 19 @ Toronto	3-4	L	Feb. 21 N.Y. Islanders	5-2	W
Nov. 21 Toronto	6-3	W	Feb. 23 Boston	5-1	W
Nov. 23 @ Boston	3-2*	W	Feb. 27 @ New Jersey	1-4	L
Nov. 26 @ Florida	3-4	L	Mar. 1 @ Ottawa	3-1	W
Nov. 27 @ Tampa Bay	3-0	W	Mar. 5 Pittsburgh	4-2	W
Nov. 29 Ottawa	3-0	W	Mar. 8 @ Montreal	3-3	T
Nov. 30 @ N.Y. Islanders	3-2	W	Mar. 9 New Jersey	1-4	L
Dec. 4 Vancouver	6-7*	L	Mar. 11 Philadelphia	3-2*	W
Dec. 6 Anaheim	1-1	T	Mar. 15 @ Philadelphia	7-5	W
Dec. 7 @ Hartford	4-6	L	Mar. 17 Anaheim	5-1	W
Dec. 11 @ Montreal	3-2*	W	Mar. 18 @ Pittsburgh	3-5	L
Dec. 13 N.Y. Rangers	0-3	L	Mar. 21 @ Washington	4-1	W
Dec. 14 @ Boston	4-0	W	Mar. 22 @ Florida	2-3	L
Dec. 18 Tampa Bay	5-3	W	Mar. 23 @ N.Y. Islanders	3-2*	W
Dec. 20 Los Angeles	6-2	W	Mar. 28 @ Detroit	1-2*	L
Dec. 21 @ Ottawa	3-2	W	Mar. 30 @ Chicago	2-3	L
Dec. 23 @ New Jersey	0-0	T	Apr. 1 @ N.Y. Rangers	1-1	T
Dec. 26 Hartford	5-1	W	Apr. 2 Ottawa	0-2	L
Dec. 28 @ Pittsburgh	0-2	L	Apr. 4 N.Y. Rangers	5-1	W
Dec. 31 New Jersey	6-5	W	Apr. 7 @ Hartford	2-4	L
Jan. 3 St. Louis	2-2	T	Apr. 10 @ Boston	5-1	W
Jan. 5 Phoenix	5-1	W	Apr. 12 @ Ottawa	0-1	L
Jan. 7 @ San Jose	1-1	T	Apr. 13 Washington	3-8	L

* - overtime decision
- rescheduled from March 16

REGULAR SEASON SCORING

NO. PLAYER	GP	G	A	PTS	+/-	PIM	PP	SH	GW	GT	SHOTS	PCT.
19 Brian Holzinger	81	22	29	51	9	54	2	6	0	142	15.5	
28 Donald Audette	73	28	22	50	6	48	8	0	5	1	182	15.4
27 Michael Peca	79	20	29	49	26	80	5	6	4	0	137	14.6
17 Jason Dawe	81	22	26	48	14	32	4	1	3	0	136	16.2
15 Dixon Ward	79	13	32	45	17	36	1	2	4	0	93	14.0
36 Matthew Barnaby	68	19	24	43	16	249	2	0	1	0	121	15.7
81 Miroslav Satan (FDM)	64	17	11	28	4	22	5	0	2	0	90	18.9
(BUF) 12	8	2	0	4	2	0	1	0	0	0	29	27.6
(TOT) 72	25	13	38	3	26	7	0	3	0	0	119	21.0
3 Carry Galley	71	4	31	38	10	102	1	1	1	0	84	4.8
18 Michal Grossek	82	15	21	36	25	71	1	0	2	1	117	12.8
44 Alexei Zhitnik	80	7	28	35	10	95	3	1	0	1	170	4.1
12 Randy Burridge	55	10	21	31	17	20	1	3	0	0	85	11.8
42 Richard Smechlik	62	11	19	30	19	43	2	0	1	0	100	11.0
8 Darryl Shannon	82	4	19	23	23	112	1	0	1	0	94	4.3
4 Mike Wilson	77	2	9	11	13	51	0	0	1	0	57	3.5
32 Rob Ray	82	7	3	10	3	286	0	0	1	0	45	15.6
74 Jay McKee	43	1	9	10	3	35	0	0	0	0	29	3.4
16 Pat LaFontaine	13	2	6	8	4	1	0	0	0	0	38	5.3
38 "Barrie Moore	31	2	6	8	1	18	1	0	0	0	42	4.8
6 Bob Boughner	77	1	7	8	12	225	0	0	0	0	34	2.9
17 Curtis Brown	28	4	3	7	4	18	0	0	1	0	31	12.9
10 Brad May	42	3	4	7	8	106	1	0	1	0	75	4.0
93 Anatoli Semenov	25	2	4	6	3	2	1	0	1	0	21	9.5
76 "Wayne Primeau	45	2	4	6	2	64	1	0	0	0	25	8.0
5 Ed Ronan	18	1	4	5	4	11	0	0	0	0	10	10.0
09 Dominik Hasek	67	0	3	3	0	30	0	0	0	0	0	0
22 Charlie Huddy	1	0	0	0	1	0	0	0	0	0	0	0
40 "Rumun Ndur	2	0	0	0	1	2	0	0	0	0	0	0
30 Andrei Trefilov	3	0	0	0	0	0	0	0	0	0	0	0
25 "Vaclav Varada	5	0	0	0	0	2	0	0	0	0	2	0
31 "Steve Shields	13	0	0	0	0	4	0	0	0	0	0	0

NO. GOALTENDER GP MIN AVG W L T EN SO GA SA SV PCT. A PIM

39 Dominik Hasek	67	4037	2.27	37	20	10	3	5	133	2177	93.0	3	30
31 "Steve Shields	13	789	2.97	3	8	2	2	0	39	447	91.3	0	4
30 Andrei Trefilov	3	159	3.77	0	2	0	1	0	10	98	89.8	0	0
TEAM TOTALS	82	5003	2.49	40	30	12	6	5	208	2728	92.4	0	34

* - rookie

1997-98 REGULAR SEASON SCORES
(36-29-17, 3rd place - Northeast Division)

Oct. 1 @ St. Louis	3-1	W	Jan. 8 @ Los Angeles	2-2	T
Oct. 3 @ Washington	2-6	L	Jan. 20 @ San Jose	2-5	L
Oct. 5 @ Tampa Bay	1-1	T	Jan. 14 @ Toronto	4-1	W
Oct. 7 Dallas	2-4	L	Jan. 15 Vancouver	6-2	W
Oct. 9 Washington	5-2	W	Jan. 20 @ Philadelphia	0-3	L
Oct. 11 @ New Jersey	2-3	L	Jan. 21 Carolina	2-1	W
Oct. 15 @ Carolina	3-3	T	Jan. 23 Tampa Bay	4-1	W
Oct. 17 Montreal	1-5	L	Jan. 27 St. Louis	3-3	T
Oct. 19 @ Chicago	2-5	L	Jan. 30 Phoenix	3-3	T
Oct. 22 Calgary	4-1	W	Feb. 1 @ Florida	5-2	W
Oct. 26 @ Phoenix	1-6	L	Feb. 2 @ Tampa Bay	7-3	W
Oct. 28 @ Colorado	2-3	L	Feb. 4 Boston	2-2	T
Oct. 31 @ Carolina	3-2*	W	Feb. 6 Pittsburgh	2-2	T
Nov. 1 @ Philadelphia	4-3*	W	Feb. 7 @ Montreal	4-1	W
Nov. 6 Florida	2-4	L	Feb. 25 Toronto	2-2	T
Nov. 8 @ Pittsburgh	2-2	T	Feb. 26 @ Boston	1-1	T
Nov. 10 Edmonton	4-4	T	Mar. 1 @ Washington	3-0	W
Nov. 13 Washington	2-3	L	Mar. 2 @ N.Y. Rangers	1-0	W
Nov. 15 New Jersey	2-3	L	Mar. 6 N.Y. Islanders	2-4	L
Nov. 20 @ Boston	6-1	W	Mar. 7 Montreal	2-1	W
Nov. 22 N.Y. Islanders	6-1	W	Mar. 10 @ N.Y. Islanders	2-2	T
Nov. 24 @ Pittsburgh	1-5	L	Mar. 12 San Jose	3-1	W
Nov. 26 Philadelphia	1-3	L	Mar. 14 @ Pittsburgh	1-2	L
Nov. 28 N.Y. Rangers	3-3	T	Mar. 15 Pittsburgh	3-0	W
Dec. 1 @ Philadelphia	1-1	T	Mar. 17 Chicago	3-5	L
Dec. 3 Anaheim	4-0	W	Mar. 19 Philadelphia	4-0	W
Dec. 5 Tampa Bay	4-0	W	Mar. 21 Boston	6-1	W
Dec. 6 @ Ottawa	0-3	L	Mar. 24 @ Calgary	2-0	W
Dec. 11 @ Boston	1-2	L	Mar. 26 @ Vancouver	5-2	W
Dec. 12 Carolina	3-2*	W	Mar. 27 @ Edmonton	1-0	W
Dec. 15 @ Dallas	4-8	L	Mar. 29 @ Detroit	2-4	L
Dec. 17 @ N.Y. Islanders	5-0	W	Mar. 31 Los Angeles	4-0	W
Dec. 19 Montreal	1-0	W	Apr. 3 Philadelphia	1-2	L
Dec. 21 @ N.Y. Rangers	2-0	W	Apr. 5 Ottawa	0-1	L
Dec. 23 Detroit	1-3	L	Apr. 8 Carolina	3-1	W
Dec. 26 N.Y. Rangers	3-0	W	Apr. 10 Montreal	2-1	W
Dec. 27 @ Carolina	1-4	L	Apr. 11 @ Ottawa	4-4	T
Dec. 29 New Jersey	2-4	L	Apr. 13 Philadelphia	2-1	W
Dec. 31 Ottawa	3-0	W	Apr. 15 @ New Jersey	4-5*	L
Jan. 2 Colorado	2-2	T	Apr. 18 @ Montreal	3-3	T
Jan. 7 @ Anaheim	3-2	W	Apr. 19 Ottawa	1-2	L

* - overtime decision

REGULAR SEASON SCORING

NO. PLAYER	GP	G	A	PTS	+/-	PIM	PP	SH	GW	GT	SHOTS	PCT.
81 Miroslav Satan	79	22	24	46	2	34	9	4	0	1	139	15.8
44 Alexei Zhitnik	78	15	30	45	19	102	2	3	3	2	191	7.9
28 Donald Audette	75	24	20	44	10	59	10	0	5	1	198	12.1
27 Michael Peca	61	18	22	40	12	57	6	5	1	1	132	13.6
17 Jason Dawe (BUF)	68	19	17	36	10	36	4	1	3	1	115	16.5
(NYI) 13	1	2	3	2	6	0	0	0	0	0	19	5.3
(TOT) 81	20	19	39	8	42	4	1	3	1	134	14.9	
19 Brian Holzinger	69	14	21	35	2	36	4	2	1	1	116	12.1
5 Jason Woolley	71	9	26	35	8	35	3	0	2	1	129	7.0
26 Derek Plante	72	13	21	34	8	26	5	0	1	0	150	8.7
18 Michal Grossek	67	10	20	30	9	60	2	0	1	0	114	8.8
80 Geoff Sanderson (GAR)	40	7	10	17	4	14	2	0	0	1	96	7.3
(VAN) 9	0	3	1	4	0	0	0	0	0	0	29	0
(TOT) 46	5	9	6	20	0	2	0	2	0	2	72	5.6
(TOT) 75	11	18	29	1	38	2	0	2	1	1	197	5.6
36 Matthew Barnaby	75	20	25	45	28	90	0	2	0	0	96	5.2
37 Curtis Brown	63	12	24	24	11	34	1	1	2	1	91	13.2
10 Brad May (BUF)	38	4	7	11	2	113	0	0	0	0	41	9.8
(VAN) 27	9	3	12	0	41	4	0	2	0	0	56	16.1
(TOT) 63	13	10	23	2	154	4	0	2	0	0	97	13.4
15 Dixon Ward	67	10	13	23	9	42	0	2	3	1	99	10.1
8 Darryl Shannon	76	3	19	22	26	56	1	0	1	0	85	3.5
42 Richard Smechlik	72	3	17	20	11	63	0	1	0	0	90	3.3
74 Jay McKee	56	1	13	14	1	42	0	0	0	0	55	1.8
22 Wayne Primeau	69	6	12	9	87	2	0	1	1	0	51	11.8
25 "Vaclav Varada	27	5	6	11	0	15	0	0	1	1	27	18.5
12 Randy Burridge	30	4	6	10	0	0	1	0	1	0	40	10.0
24 Paul Kruse (NYI)	62	6	1	7	12	138	0	2	1	0	44	13.6
(BUF) 12	1	2	1	49	0	0	0	0	0	0	8	12.5
(TOT) 74	7	2	9	11	187	0	2	1	2	0	52	13.5
4 Mike Wilson	66	4	8	13	48	0	0	0	1	0	52	7.7
32 Rob Ray	63	2	4	6	2	234	1	0	1	0	19	10.5
9 "Erik Rasmussen	21	2	3	5	2	14	0	0	0	0	28	7.1
6 Bob Boughner	49	1	3	4	5	185	0	0	0	0	26	3.8
39 Dominik Hasek	72	0	2	2	0	12	0	0	0	0	0	0
40 "Rumun Ndur	1	0	0	0	1	2	0	0	0	0	0	0
21 Mike Hurlbut	3	0	0	0	1	2	0	0	0	0	3	0
45 "Scott Nichol	3	0</										

SABRES ALL-TIME ANNOUNCED ATTENDANCE

Year	GP	Regular Season		GP	Playoffs	
		Attendance	Average		Attendance	Average
1970-71	39	379,121	9,721	0	0	0
1971-72	39	597,622	15,324	0	0	0
1972-73	39	609,570	15,632	3	47,004	15,668
1973-74	39	611,052	15,668	0	0	0
1974-75	40	626,720	15,668	9	142,767	15,863
1975-76	40	657,320	16,433	5	82,165	16,433
1976-77	40	657,320	16,433	3	49,299	16,433
1977-78	40	657,320	16,433	4	65,732	16,433
1978-79	40	657,320	16,433	2	32,866	16,433
1979-80	40	657,320	16,433	7	115,031	16,433
1980-81	40	656,307	16,408	5	70,386	14,077
1981-82	40	619,400	15,585	2	30,043	15,022
1982-83	40	515,766	12,894	4	65,732	16,433
1983-84	40	566,562	14,164	2	32,866	16,433
1984-85	40	613,441	15,336	2	30,828	15,414
1985-86	40	587,635	14,691	0	0	0
1986-87	40	527,241	13,181	0	0	0
1987-88	40	571,088	14,277	3	49,299	16,433
1988-89	40	572,648	14,316	2	32,866	16,433
1989-90	40	634,692	15,867	3	49,076	16,359
1990-91	40	626,171	15,654	3	45,010	15,003
1991-92	40	615,668	15,392	3	44,069	14,690
1992-93	41	614,227	14,981	4	65,300	16,325
1993-94	41	602,779	14,702	3	46,889	15,630
1994-95	24	361,537	15,064	2	29,486	14,743
1995-96	41	563,271	13,738	0	0	0
1996-97	41	693,379	16,912	7	130,165	18,595
1997-98	41	641,034	15,635	7	130,165	18,595
1998-99	41	737,275	17,982	10	185,950	18,595

Longest sellout streak including playoffs: 359
(October 15, 1972 to November 12, 1980)

HOME ATTENDANCE BY MONTH

Month	1998-99		1997-98	
	Average	Sellouts	Average	Sellouts
October	17,608	1	13,645	0
November	17,242	3	14,672	1
December	17,709	3	14,931	1
January	17,818	5	15,282	1
February	18,256	6	17,704	2
March	18,525	6	16,413	3
April	18,595	4	17,292	2

HOME ATTENDANCE BY DAY OF THE WEEK

Day	1998-99				1997-98			
	GP	Total	Average	SO	GP	Total	Average	SO
Sunday	4	74,380	18,595	4	3	52,851	17,617	2
Monday	4	73,890	18,473	3	3	47,671	15,891	0
Tuesday	3	49,022	16,341	1	4	60,579	15,145	0
Wednesday	9	156,641	17,405	5	9	133,750	14,861	1
Thursday	3	55,785	18,595	3	6	81,088	13,515	0
Friday	12	218,779	18,232	8	13	218,049	16,773	6
Saturday	6	108,778	18,130	4	3	47,046	15,682	1
Totals	41	737,275	17,982	28	41	641,034	15,635	10

SABRES FACT

The Sabres' 110 man-games lost marked the team's lowest total since 108 in 1981-82. The following are yearly totals of man-games lost to injury (since 1976-77):

1998-99 - 110	1986-87 - 192
1997-98 - 115	1985-86 - 279
1996-97 - 314	1984-85 - 155
1995-96 - 260	1983-84 - 145
1994-95 - 164	1982-83 - 123
1993-94 - 291	1981-82 - 108
1992-93 - 238	1980-81 - 160
1991-92 - 143	1979-80 - 45
1990-91 - 235	1978-79 - 187
1989-90 - 206	1977-78 - 233
1988-89 - 334	1976-77 - 93
1987-88 - 390	



ALL-TIME POWER-PLAY AND PENALTY-KILLING STATISTICS

Year	PPA	PPG	Pct.	Rank	SHS	PPGA	Pct.	Rank	SHGF	SHGA
1970-71	298	56	18.8	6	302	56	81.5	9	5	12
1971-72	308	57	18.5	8	281	56	80.1	8	1	7
1972-73	270	52	19.2	7	241	35	85.5	2	5	5
1973-74	256	48	18.5	8	237	42	82.3	3	5	12
1974-75	303	83	27.4	3	326	56	82.8	4	17	5
1975-76	287	73	25.4	5	304	51	83.2	5	6	8
1976-77	262	60	22.9	4	274	38	86.1	2	6	7
1977-78	234	52	22.2	7	218	31	85.8	1	7	3
1978-79	267	55	20.6	13	258	55	78.7	8	9	4
1979-80	275	67	24.4	T5	252	43	82.9	3	2	4
1980-81	310	73	23.5	10	268	44	83.6	1	9	10
1981-82	301	63	20.9	17	281	57	79.9	6	4	10
1982-83	311	67	21.5	16	274	48	82.5	2	12	9
1983-84	329	71	21.6	11	277	50	81.9	3	11	14
1984-85	322	76	23.6	T7	295	52	82.4	T1	9	5
1985-86	351	72	20.5	16	342	66	80.7	T5	12	14
1986-87	364	68	18.7	17	355	86	75.8	18	5	9
1987-88	464	80	17.2	18	439	95	78.1	15	8	13
1988-89	380	78	20.5	13	410	86	79.0	12	7	12
1989-90	358	79	22.1	9	351	58	83.5	1	7	7
1990-91	400	73	18.3	14	367	62	83.1	5	15	8
1991-92	466	105	22.5	1	424	91	78.5	17	8	11
1992-93	467	95	20.3	10	437	72	83.5	T2	13	17
1993-94	424	96	22.6	2	380	58	84.7	T1	21	8
1994-95	242	45	18.6	11	220	32	85.5	3	13	7
1995-96	477	76	15.9	T20	461	74	83.9	6	10	12
1996-97	326	43	13.2	26	364	59	83.8	13	16	4
1997-98	396	51	12.9	T19	413	65	84.3	18	15	12
1998-99	363	49	13.5	21	399	55	86.2	7	6	7

PPA - Power-Play Attempts
 PPG - Power-Play Goals
 SHS - Short-Handed Situations
 Rank - Overall NHL Ranking
 PPGA - Power-Play Goals Against
 SHGF - Short-Handed Goals For
 SHGA - Short-Handed Goals Against

SABRES FACT

Dave Andreychuk became the first Sabre in history to lead the NHL in power-play goals when he had 28 in 1991-92.

REGULAR SEASON OVERTIME GOALS IN SABRES GAMES

Date	Opponent	Scorer	Score	Time
Oct. 26, 1983	@ Detroit	Steve Yzerman	6-5 Det	4:38
Nov. 16, 1983	@ Winnipeg	Mike Ramsey	6-5 Buf	0:17
Feb. 8, 1984	@ Pittsburgh	Dave Andreychuk	6-5 Buf	0:31
Feb. 17, 1984	Minnesota	Dave Andreychuk	5-4 Buf	1:31
Feb. 21, 1984	@ Philadelphia	Phil Housley	5-4 Buf	4:09
Mar. 11, 1984	Hartford	Mike Foligno	4-3 Buf	1:53
Oct. 13, 1984	@ Toronto	Jim Benning	4-3 Tor	2:41
Feb. 15, 1985	Montreal	Mats Naslund	4-3 Mtl	2:31
Mar. 24, 1985	Boston	Dave Reid	4-3 Bos	0:56
Nov. 30, 1985	@ Toronto	Steve Thomas	3-2 Tor	0:26
Jan. 17, 1986	Montreal	Gates Orlando	5-4 Buf	1:11
Mar. 11, 1986	@ St. Louis	Charlie Bourgeois	3-2 StL	2:04
Oct. 22, 1986	@ Pittsburgh	Randy Cunneyworth	5-4 Pit	2:30
Nov. 12, 1986	N.Y. Rangers	Walt Poddubny	2-1 NYR	2:01
Dec. 20, 1986	@ Toronto	Steve Thomas	5-4 Tor	4:55
Jan. 8, 1987	@ Minnesota	Brian Bellows	5-4 Min	1:05
Jan. 18, 1987	Edmonton	Scott Arniel	6-5 Buf	1:49
Feb. 14, 1988	Chicago	Steve Thomas	4-3 Chi	3:48
Oct. 9, 1988	@ Philadelphia	Ron Sutter	4-3 Phi	2:44
Nov. 13, 1988	Edmonton	Esa Tikkanen	5-4 Edm	3:25
Nov. 25, 1988	Chicago	Phil Housley	5-4 Buf	3:15
Dec. 3, 1988	@ Montreal	Guy Carbonneau	3-2 Mtl	4:22
Jan. 4, 1989	Hartford	Kevin Dineen	5-4 Hfd	3:19
Jan. 21, 1989	@ Boston	Pierre Turgeon	6-5 Buf	3:58
Oct. 27, 1989	Toronto	Pierre Turgeon	6-5 Buf	2:30
Dec. 7, 1989	@ Philadelphia	Ron Sutter	4-3 Phi	0:24
Dec. 29, 1989	Boston	Craig Janney	4-3 Bos	1:33
Feb. 20, 1990	@ Winnipeg	Mike Hartman	4-3 Buf	2:06
Mar. 14, 1990	Los Angeles	Bob Kudelski	6-5 LA	1:25
Mar. 18, 1990	Winnipeg	Phil Housley	4-3 Buf	2:03
Mar. 31, 1990	@ Pittsburgh	Uwe Krupp	3-2 Buf	1:00
Nov. 23, 1990	Edmonton	Benoit Hogue	3-2 Buf	0:34
Dec. 7, 1990	Hartford	Scott Young	4-3 Hfd	0:53
Dec. 18, 1990	@ Hartford	Dave Andreychuk	4-3 Buf	1:07
Feb. 6, 1991	St. Louis	Brett Hull	5-4 StL	4:15
Mar. 20, 1991	Montreal	Dave Andreychuk	3-2 Buf	1:14
Nov. 8, 1991	Philadelphia	Donald Audette	4-3 Buf	1:29
Nov. 29, 1991	N.Y. Rangers	Mark Messier	5-4 NYR	0:43
Jan. 23, 1992	@ Pittsburgh	Donald Audette	5-4 Buf	4:15
Mar. 28, 1992	@ Boston	Steve Heinze	4-3 Bos	3:59
Oct. 16, 1992	Tampa Bay	Bob Sweeney	5-4 Buf	2:30
Nov. 2, 1992	@ N.Y. Rangers	Darren Turcotte	7-6 NYR	0:58
Jan. 3, 1993	St. Louis	Brad May	6-5 Buf	1:20
Jan. 17, 1993	@ Edmonton	Zdeno Ciger	3-2 Edm	0:25
Jan. 19, 1993	@ Calgary	Yuri Khmylev	3-2 Buf	2:07
Jan. 26, 1993	@ Philadelphia	Bob Sweeney	4-3 Buf	2:23
Jan. 31, 1993	Edmonton	Kelly Buchberger	5-4 Edm	0:46
Apr. 13, 1993	Montreal	Brian Bellows	3-2 Mtl	3:50
Dec. 2, 1993	@ Florida	Jesse Belanger	2-1 Fla	0:23
Dec. 26, 1993	@ NY Islanders	Benoit Hogue	4-3 NYI	2:28
Jan. 7, 1994	Pittsburgh	Ron Francis	4-3 Pit	4:54
Mar. 30, 1994	Tampa Bay	Brian Bradley	3-2 TB	3:52
Mar. 14, 1995	@ Florida	Yuri Khmylev	2-1 Buf	0:54
Mar. 18, 1995	@ Ottawa	Troy Murray	4-3 Ott	3:42
Dec. 22, 1995	Boston	Ted Donato	3-2 Bos	1:37
Jan. 13, 1996	@ Edmonton	Doug Weight	5-4 Edm	4:48
Jan. 30, 1996	@ NY Islanders	Mathieu Schneider	5-4 NYI	2:19
Feb. 7, 1996	Boston	Derek Plante	2-1 Buf	0:24

Date	Opponent	Scorer	Score	Time
Feb. 17, 1996	@ Hartford	Geoff Sanderson	2-1 Hfd	1:49
Feb. 28, 1996	@ Ottawa	Derek Plante	3-2 Buf	4:36
Mar. 8, 1996	@ Anaheim	Paul Kariya	3-2 Ana	2:03
Mar. 29, 1996	Philadelphia	Bob Corkum	6-5 Phi	3:50
Nov. 9, 1996	@ Hartford	Curtis Leschyshyn	4-3 Hfd	4:55
Nov. 11, 1996	Florida	Donald Audette	3-2 Buf	4:01
Nov. 23, 1996	@ Boston	Michal Grosek	3-2 Buf	2:39
Dec. 4, 1996	Vancouver	Mike Sillinger	7-6 Van	3:38
Dec. 11, 1996	@ Montreal	Dixon Ward	3-2 Buf	2:42
Jan. 12, 1997	@ Phoenix	Jason Dawe	3-2 Buf	0:10
Mar. 11, 1997	Philadelphia	Michael Peca	3-2 Buf	0:42
Mar. 26, 1997	NY Islanders	Bryan Berard	3-2 NYI	1:00
Mar. 28, 1997	@ Detroit	Larry Murphy	2-1 Det	3:10
Oct. 31, 1997	@ Carolina	Jason Dawe	3-2 Buf	3:21
Nov. 1, 1997	@ Florida	Dixon Ward	4-3 Buf	1:14
Dec. 12, 1997	Carolina	Matthew Barnaby	3-2 Buf	4:45
Apr. 15, 1998	@ New Jersey	Scott Stevens	5-4 NJ	4:38
Dec. 30, 1998	@ Ottawa	Andreas Dackell	3-2 Ott	2:24
Jan. 6, 1999	@ Anaheim	Michael Peca	3-2 Buf	0:29
Feb. 17, 1999	Toronto	Mats Sundin	3-2 Tor	4:04
Mar. 19, 1999	@ N.Y. Rangers	Miroslav Satan	3-2 Buf	1:18
Mar. 28, 1999	Pittsburgh	Dixon Ward	4-3 Buf	2:27
Apr. 17, 1999	@ Boston	Hal Gill	2-1 Bos	4:46

All-Time Record in Overtime Decisions: 36-45

SABRES OVERTIME GOAL SCORERS

Dave Andreychuk - 4	Michael Peca - 2	Mike Foligno - 1	Gates Orlando - 1
Donald Audette - 3	Derek Plante - 2	Michal Grosek - 1	Mike Ramsey - 1
Phil Housley - 3	Bob Sweeney - 2	Mike Hartman - 1	Miroslav Satan - 1
Dixon Ward - 3	Pierre Turgeon - 2	Benoit Hogue - 1	
Jason Dawe - 2	Scott Arniel - 1	Uwe Krupp - 1	
Yuri Khmylev - 2	Matthew Barnaby - 1	Brad May - 1	

REGULAR SEASON OT RECORD VS. EACH TEAM

RECORD VS.

Anaheim	1-1-1	Florida	3-1-2	Phoenix***	4-0-3
Boston	3-5-17	Los Angeles	0-1-6	Pittsburgh	4-2-10
Calgary	1-0-5	Montreal	3-3-14	St. Louis	1-2-4
Carolina#	4-4-12	New Jersey	0-1-9	San Jose	0-0-3
Chicago	1-1-0	N.Y. Islanders	0-3-8	Tampa Bay	1-1-2
Colorado*	0-0-16	N.Y. Rangers	1-3-9	Toronto	1-4-6
Dallas**	1-1-5	Ottawa	1-2-7	Vancouver	0-1-4
Detroit	0-2-7	Philadelphia	4-3-8	Washington	0-0-8
Edmonton	2-4-5				

Sabres Career Overtime Record: 36-45-171

* - includes games as Quebec Nordiques

*** - includes games as Winnipeg Jets

** - includes games as Minnesota North Stars

- includes games as Hartford Whalers

SABRES HAT TRICKS

SEASON	NO.	PLAYER	OPPONENT	SABRES SCORE	DATE	PLACE	GOALIE(S)
1970-71 (6)	1.	Gil Perreault	California	4-2 W	1-29-71	California	Gary Smith
	2.	Eddie Shack	Los Angeles	5-2 W	2-4-71	Buffalo	Denis DeJordy
	3.	Gerry Meehan	Detroit	5-6 L	2-20-71	Detroit	Jim Rutherford
	4.	Steve Atkinson	Minnesota	5-2 W	2-28-71	Buffalo	Lorne Worsley (2)
	5.	Eddie Shack (2)	Boston	7-5 W	3-21-71	Boston	Gilles Gilbert (1)
	6.	Eddie Shack (3)	Pittsburgh	6-4 W	3-31-71	Pittsburgh	Ed Johnston
1971-72 (3)	7.	Rick Martin	Vancouver	4-4 T	10-30-71	Vancouver	Cam Newton
	# 8.	Craig Ramsay	Minnesota	3-1 W	12-5-71	Buffalo	George Gardner
	9.	Rick Martin (2)	California	4-4 T	1-2-72	Buffalo	Cesare Maniago
1972-73 (4)	*10.	Rick Martin (3)	Atlanta	7-2 W	10-22-72	Buffalo	Gilles Meloche
	11.	Rene Robert	Minnesota	6-8 L	12-2-72	Minnesota	Phil Myrc
	12.	Gerry Meehan (2)	Minnesota	6-8 L	12-2-72	Minnesota	Gilles Gilbert
	13.	Gerry Meehan (3)	Chicago	8-2 W	12-28-72	Buffalo	Gilles Gilbert
1973-74 (6)	14.	Rick Martin (4)	California	3-2 W	10-31-73	Buffalo	Gary Smith
	15.	Rick Dudley	N.Y. Rangers	8-4 W	12-6-73	Buffalo	Marv Edwards
1974-75 (8)	16.	Jim Lorentz	Detroit	6-5 W	12-31-73	Detroit	Ed Giacomin (2)
	17.	Rick Martin (5)	Pittsburgh	6-1 W	1-3-74	Buffalo	Gilles Villemure (1)
	18.	Rick Martin (6)	Minnesota	5-2 W	3-17-74	Buffalo	Bill McKenzie
	19.	Rick Martin (7)	St. Louis	5-2 W	4-7-74	Buffalo	Jim Rutherford
	20.	Gil Perreault (2)	Boston	9-5 W	10-10-74	Buffalo	Gump Worsley
	21.	Rene Robert (2)	Montreal	8-6 W	11-13-74	Montreal	Wayne Stephenson
	*22.	Rick Martin (8)	Washington	5-3 W	12-3-74	Washington	Gilles Gilbert
	23.	Gil Perreault (3)	Washington	9-2 W	12-5-74	Buffalo	Ken Dryden
	# 24.	Don Luce	Washington	4-0 W	12-22-74	Washington	John Adams
	25.	Craig Ramsay (2)	Washington	9-4 W	2-21-75	Washington	John Adams
1975-76 (14)	26.	Rick Martin (9)	Toronto	11-3 W	3-16-75	Toronto	Ron Low
	27.	Gil Perreault (4)	Toronto	11-3 W	3-16-75	Toronto	Ron Low
	28.	Danny Gare	Toronto	8-3 W	10-12-75	Buffalo	Gord McRae (2)
	29.	Rick Martin (10)	Washington	5-4 W	10-19-75	Buffalo	Doug Favell (1)
	# 30.	Rick Martin (11)	N.Y. Rangers	9-1 W	10-22-75	Buffalo	Doug Favell (1)
	31.	Rick Martin (12)	Minnesota	5-2 W	12-18-75	Buffalo	Gord McRae (2)
	*32.	Rick Martin (13)	Washington	14-2 W	12-21-75	Buffalo	Doug Favell (1)
	33.	Fred Stanfield	Washington	14-2 W	12-21-75	Buffalo	Wayne Thomas
	34.	Rick Martin (14)	Montreal	4-2 W	1-5-76	Montreal	Ron Low (3)
	35.	Gil Perreault (5)	Vancouver	8-5 W	1-8-76	Buffalo	Bernie Wolfe (1)
	36.	Danny Gare (2)	California	9-5 W	2-1-76	California	Ken Dryden
	37.	Rick Martin (15)	Chicago	6-3 W	3-4-76	Buffalo	Gary Smith
38.	Gil Perreault (6)	Minnesota	8-2 W	3-14-76	Minnesota	Gary Simmons	
39.	Jim Lorentz (2)	Minnesota	8-2 W	3-14-76	Minnesota	Tony Esposito	
40.	Rick Martin (16)	Toronto	4-2 W	3-27-76	Toronto	Paul Harrison	
41.	Danny Gare (3)	Toronto	5-2 W	4-4-76	Buffalo	Paul Harrison	
1976-77 (7)	42.	Rick Martin (17)	Vancouver	4-4 T	11-24-76	Buffalo	Wayne Thomas
	43.	Rick Martin (18)	N.Y. Rangers	7-2 W	12-16-76	Buffalo	Ed Staniowski
	# 44.	Andre Savard	Cleveland	7-4 W	1-9-77	Buffalo	Michel Plasse
	45.	Rene Robert (3)	Minnesota	6-2 W	2-13-77	Buffalo	Michel Plasse (2)
# 46.	Rene Robert (4)	Toronto	7-2 W	2-14-77	Buffalo	Doug Favell (1)	
47.	Jim Lorentz (3)	Chicago	6-3 W	3-2-77	Buffalo	Ed Staniowski (2)	
48.	Rene Robert (5)	St. Louis	7-3 W	4-3-77	Buffalo	Empty Net (1)	
1977-78 (7)	49.	Danny Gare (4)	Colorado	7-5 W	10-20-77	Buffalo	Bernie Wolfe
	50.	Craig Ramsay (3)	Colorado	7-5 W	10-20-77	Buffalo	Rogie Vachon
	51.	Gil Perreault (7)	St. Louis	7-4 W	11-6-77	Buffalo	Gary Edwards
52.	Gil Perreault (8)	Washington	7-6 W	11-19-77	Washington	Gilles Meloche (2)	
53.	Gil Perreault (9)	Los Angeles	7-3 W	12-15-77	Los Angeles	Gary Edwards (1)	
54.	Gil Perreault (10)	Cleveland	3-6 L	1-12-78	Cleveland	Doug Grant (1)	
55.	Danny Gare (5)	Cleveland	13-3 W	2-25-78	Cleveland	Phil Myrc (2)	
1978-79 (6)	56.	Rick Martin (19)	St. Louis	7-7 T	10-28-78	St. Louis	Gary Edwards (1)
	57.	Jerry Korab	Minnesota	9-2 W	11-19-78	Buffalo	Gary Edwards (1)
	58.	Andre Savard (2)	Minnesota	9-2 W	11-19-78	Buffalo	Pete LoPresti (2)
	59.	Rick Martin (20)	Boston	9-2 W	3-28-79	Boston	Pete LoPresti
60.	Danny Gare (6)	Boston	9-3 W	4-5-79	Boston	Jim Pettie	
61.	Jacques Richard	Colorado	5-5 T	4-8-79	Buffalo	Gerry Cheevers (2)	
						Jim Pettie (1)	
						Bill Oleschuk	



SABRES HAT TRICKS Continued

1979-80 (3)	62. Danny Gare (7)	Winnipeg	6-2 W	12-31-79	Buffalo	Lindsay Middlebrook
	63. Danny Gare (8)	Pittsburgh	9-0 W	2-7-80	Buffalo	Greg Millen
	*64. Rick Martin (21)	St. Louis	9-4 W	3-9-80	Buffalo	Ed Staniowski
1980-81 (9)	65. Danny Gare (9)	Winnipeg	7-4 W	10-22-80	Buffalo	Markus Mattsson
	66. Rick Dudley (2)	Pittsburgh	10-1 W	12-7-80	Buffalo	Greg Millen (1)
						Rob Holland (2)
	67. Gil Perreault (11)	Quebec	6-5 W	1-21-81	Quebec	Michel Plasse
	68. Andre Savard (3)	Detroit	7-3 W	2-6-81	Buffalo	Gilles Gilbert
	69. Ric Scilingo	Washington	6-3 W	2-12-81	Buffalo	Dave Parro (2)
						Empty Net (1)
	70. Danny Gare (10)	Philadelphia	8-4 W	3-8-81	Buffalo	Pete Peeters
	71. Jim Schoenfeld	Winnipeg	5-2 W	3-13-81	Winnipeg	Michel Dion
	72. Gil Perreault (12)	Toronto	14-4 W	3-19-81	Buffalo	Michel Larocque
	73. Andre Savard (4)	Toronto	14-4 W	3-19-81	Buffalo	Michel Larocque (2)
						Jiri Crha (1)
1981-82 (8)	74. Tony McKegney	Toronto	6-2 W	10-23-81	Buffalo	Michel Larocque
	# 75. John Van Boxmeer	N.Y. Islanders	6-2 W	11-7-81	New York	Billy Smith
	76. Lindy Ruff	N.Y. Islanders	5-2 W	11-29-81	Buffalo	Billy Smith
	77. Tony McKegney (2)	Colorado	7-1 W	12-9-81	Buffalo	Glenn Resch
	78. Gil Perreault (13)	Detroit	4-2 W	12-12-81	Detroit	Bob Sauve
	79. Yvon Lambert	Toronto	8-2 W	1-15-82	Buffalo	Michel Larocque
	80. Mike Foligno	Colorado	6-2 W	2-21-82	Buffalo	Glenn Resch
	81. Gil Perreault (14)	Edmonton	3-6 L	2-24-82	Buffalo	Grant Fuhr
1982-83 (4)	82. Gil Perreault (15)	Washington	9-2 W	10-16-82	Washington	Dave Parro (1)
						Pat Riggan (2)
	83. Phil Housley	Winnipeg	5-2 W	1-23-83	Buffalo	Brian Hayward
	# 84. Paul Cyr	Boston	3-2 W	3-3-83	Boston	Pete Peeters
	85. Hannu Virta	Montreal	6-4 W	3-19-83	Montreal	Rick Wamsley
1983-84 (6)	86. Gilles Hamel	Winnipeg	5-2 W	10-23-83	Buffalo	Brian Hayward
	87. Mike Foligno (2)	Calgary	11-2 W	11-13-83	Buffalo	Rejean Lemelin
	88. Gil Perreault (16)	Calgary	11-2 W	11-13-83	Buffalo	Rejean Lemelin
	89. Real Cloutier	Quebec	8-5 W	12-29-83	Buffalo	Brian Ford
	90. Real Cloutier (2)	Winnipeg	9-4 W	1-4-84	Buffalo	Brian Hayward
	91. John Tucker	Toronto	4-2 W	4-1-84	Buffalo	Bruce Dowie
1984-85 (3)	92. Mike Foligno (3)	Quebec	5-4 W	10-19-84	Buffalo	Daniel Bouchard
	93. Sean McKenna	Boston	3-3 T	12-5-84	Buffalo	Pete Peeters
	# 94. Gil Perreault (17)	Calgary	6-1 W	2-9-85	Calgary	Rejean Lemelin (2)
						Don Edwards (1)
1985-86 (4)	# 95. Gil Perreault (18)	Quebec	7-5 W	11-22-85	Buffalo	Mario Gosselin (2)
						Empty Net (1)
	*96. Lindy Ruff (2)	Quebec	6-2 W	12-15-85	Buffalo	Clint Malarchuk
	97. Mike Foligno (4)	N.Y. Islanders	4-3 W	12-29-85	Buffalo	Billy Smith
	**98. Dave Andreychuk	Boston	8-6 W	2-6-86	Boston	Pat Riggan (1)
						Doug Keans (4)
1986-87 (1)	99. Wilf Paiement	St. Louis	4-3 W	2-26-87	Buffalo	Rick Wamsley
1987-88 (6)	100. Dave Andreychuk (2)	Quebec	6-3 W	12-3-87	Buffalo	Mario Brunetta
	101. Dave Andreychuk (3)	Montreal	6-5 W	1-6-88	Montreal	Brian Hayward
	102. Phil Housley (2)	New Jersey	7-3 W	1-22-88	Buffalo	Alain Chevrier
	103. Dave Andreychuk (4)	N.Y. Islanders	4-6 L	2-6-88	N.Y. Islanders	Billy Smith
	104. Ray Sheppard	Quebec	5-6 L	2-21-88	Buffalo	Mario Gosselin
	105. Ray Sheppard (2)	Vancouver	7-5 W	3-13-88	Vancouver	Steve Weeks
1988-89 (3)	106. Dave Andreychuk (5)	Pittsburgh	8-5 W	10-12-88	Buffalo	Wendell Young
	107. Adam Creighton	N.Y. Rangers	6-4 W	11-2-88	Buffalo	Bob Proese
	108. Mike Foligno (5)	Hartford	5-3 W	1-31-89	Hartford	Peter Sidorkiewicz
1989-90 (2)	109. Pierre Turgeon	New Jersey	6-4 W	12-1-89	Buffalo	Chris Terrier (2)
						Sean Burke (1)
						Tim Cheveldae
1990-91 (3)	110. Dave Andreychuk (6)	Detroit	6-5 W	3-27-90	Detroit	Peter Sidorkiewicz
	111. Pierre Turgeon (2)	Hartford	5-0 W	10-28-90	Buffalo	Bob Essensa (2)
	112. Dale Hawerchuk	Winnipeg	6-2 W	3-13-91	Winnipeg	Empty Net (1)
						Don Beaupre
1991-92 (9)	113. Alexander Mogilny	Washington	5-2 W	3-31-91	Buffalo	Arturs Irbe (1)
	114. Pat LaFontaine	San Jose	7-1 W	11-12-91	San Jose	Jeff Hackett (2)
						Matt DelGuidice
	115. Dave Andreychuk (7)	Boston	4-7 L	11-23-91	Boston	Bill Ranford
	116. Tony Tanti	Edmonton	4-4 T	12-20-91	Buffalo	Bill Ranford
	# 117. Alexander Mogilny (2)	N.Y. Islanders	5-2 W	1-3-92	Buffalo	Glenn Healy (2)
						Steve Weeks (1)
	118. Pat LaFontaine (2)	Edmonton	8-2 W	1-10-92	Buffalo	Bill Ranford
	119. Pat LaFontaine (3)	Montreal	4-3 W	1-25-92	Montreal	Patrick Roy
	120. Dale Hawerchuk (2)	San Jose	7-6 W	2-14-92	Buffalo	Jarmo Myllys
	121. Pat LaFontaine (4)	New Jersey	5-4 W	3-6-92	Buffalo	Craig Billington
	*122. Dave Andreychuk (8)	Los Angeles	8-2 W	3-19-92	Los Angeles	Kelly Hrudey (3)
						Steve Weeks (1)
1992-93 (10)	*123. Alexander Mogilny (3)	Quebec	4-5 L	10-8-92	Buffalo	Ron Hexall
	*124. Dave Andreychuk (9)	Hartford	8-2 W	11-13-92	Buffalo	Sean Burke (3)
						Frank Pietrangelo (1)
	125. Alexander Mogilny (4)	Boston	5-2 W	12-9-92	Buffalo	Andy Moog

# 126.	Alexander Mogilny (5)	Washington	4-1 W	12-23-92	Buffalo	Don Beaupre
127.	Alexander Mogilny (6)	N.Y. Rangers	11-6 W	12-31-92	Buffalo	John Vanbiesbrouck (2)
						Mike Richter (1)
						Mike Richter
	128. Yuri Khmylev	N.Y. Rangers	11-6 W	12-31-92	Buffalo	Daniel Berthiaume
	129. Alexander Mogilny (7)	Ottawa	7-2 W	1-2-93	Buffalo	Mike Vernon
	130. Pat LaFontaine (5)	Calgary	5-3 W	1-10-93	Buffalo	Bob Essensa
# *131.	Alexander Mogilny (8)	Winnipeg	6-2 W	2-10-93	Winnipeg	Bob Essensa
*132.	Alexander Mogilny (9)	Detroit	10-7 W	2-24-93	Buffalo	Tim Cheveldae
1993-94 (2)	133. Alexander Mogilny (10)	Winnipeg	6-0 W	11-19-93	Buffalo	Bob Essensa (2)
						Stefan Bearegard (1)
						Daren Puppa
# 134.	Derek Plante	Tampa Bay	3-0 W	12-1-93	Tampa Bay	Craig Billington
1994-95 (1)	135. Donald Audette	Ottawa	7-0 W	3-30-95	Buffalo	Wade Flaherty
1995-96 (3)	136. Donald Audette (2)	San Jose	7-2 W	11-8-95	Buffalo	Jocelyn Thibault
	137. Jason Dawe	Montreal	7-6 W	1-6-96	Montreal	John Vanbiesbrouck
	138. Pat LaFontaine (6)	Florida	6-1 W	2-25-96	Buffalo	Mike Fountain
1996-97 (2)	139. Michal Grosse	Vancouver	6-7 L	12-4-96	Buffalo	Glenn Healy
	140. Miroslav Satan	N.Y. Rangers	5-1 W	4-4-97	Buffalo	Curtis Joseph
1997-98 (2) #	141. Jason Dawe (2)	Edmonton	4-4 T	11-10-97	Buffalo	Olaf Kolzig (2)
# 142.	Miroslav Satan (2)	Washington	3-0 W	3-1-98	Washington	Empty Net (1)
						Felix Potvin
1998-99 (2) #	143. Geoff Sanderson (1)	Toronto	6-3 W	10-31-98	Toronto	Dan Cloutier
# 144.	Dixon Ward (1)	N.Y. Rangers	4-2 W	11-25-98	Buffalo	

* - indicates 4-goal game.

** - indicates 5-goal game.

- indicates three consecutive and uninterrupted goals (true or natural hat trick). Note: Alexander Mogilny's first three scores of a four-goal game at Winnipeg on 2-10-93 (6-2 W) were consecutive and uninterrupted.

Note: Figure in brackets for scorer indicates accumulative total with the Sabres.

SABRE HAT TRICK LEADERS

Rick Martin (21), Gil Perreault (18), Danny Gare (10), Alexander Mogilny (10), Dave Andreychuk (9), Pat LaFontaine (6), Rene Robert (5), Mike Foligno (5), Andre Savard (4), Eddie Shack (3), Gerry Meehan (3), Jim Lorentz (3), Craig Ramsay (3)

HAT TRICKS AGAINST THE SABRES

SEASON	NO.	PLAYER	OPPONENT	SABRES SCORE	DATE	PLACE	GOALIE(S)
1970-71 (3)	1.	Dave Balon	N.Y. Rangers	2-7 L	12-22-70	Buffalo	Roger Crozier
	*2.	Rossaire Paolement	Vancouver	3-6 L	2-9-71	Vancouver	Roger Crozier
	3.	Garry Unger	St. Louis	0-9 L	3-13-71	St. Louis	Joe Daley
1971-72 (4)	4.	Bill Goldsworthy	Minnesota	1-5 L	10-23-71	Minnesota	Dave Dryden
	5.	Nick Libett	Detroit	1-3 L	1-27-72	Buffalo	Roger Crozier (2)
							Empty Net (1)
	6.	Darryl Sittler	Toronto	1-4 L	2-19-72	Toronto	Roger Crozier
	7.	Jim Johnston	California	3-6 L	3-8-72	California	Dave Dryden (1)
							Roger Crozier (2)
1972-73 (6)	*8.	Bob Schmaltz	Vancouver	5-9 L	11-19-72	Vancouver	Dave Dryden
	9.	Pete Stelmowski	N.Y. Rangers	2-4 L	1-11-73	Buffalo	Dave Dryden
	*10.	Phil Esposito	Boston	0-6 L	1-14-73	Boston	Dave Dryden
	11.	Bill Flett	Philadelphia	3-4 L	1-21-73	Buffalo	Dave Dryden
	12.	Keith McCreary	Atlanta	5-8 L	1-28-73	Buffalo	Roger Crozier
	13.	Rey Comeau	Atlanta	5-8 L	1-28-73	Buffalo	Roger Crozier
1973-74 (2)	14.	Yvan Cournoyer	Montreal	1-7 L	12-22-73	Montreal	Roger Crozier
	15.	Billy Harris	N.Y. Islanders	4-3 W	3-3-74	Buffalo	Dave Dryden
1974-75 (3)	16.	Bob Nevin	Los Angeles	1-4 L	10-13-74	Buffalo	Gary Bromley
	17.	Don Kozak	Los Angeles	2-7 L	10-24-74	Los Angeles	Gary Bromley
	18.	Guy Lapointe	Montreal	8-6 W	11-13-74	Montreal	Gary Bromley
1975-76 (3)	19.	Larry Romanchych	Atlanta	4-7 L	12-14-75	Buffalo	Gerry Desjardins
	20.	Buch Goring	Los Angeles	6-9 L	1-1-76	Buffalo	Gerry Desjardins
	21.	Rick Kehoe	Pittsburgh	7-6 W	3-10-76	Pittsburgh	Al Smith
1976-77 (2)	22.	Bernie Federko	St. Louis	5-6 L	2-5-77	St. Louis	Gerry Desjardins
	23.	Marcel Dionne	Los Angeles	1-5 L	2-27-77	Buffalo	Don Edwards (2)
							Bob Sauve (1)
1977-78 (0)		None					
1978-79 (3)	24.	Guy Lafleur	Montreal	1-8 L	12-2-78	Montreal	Bob Sauve
	25.	Wayne Cashman	Boston	3-7 L	12-31-78	Buffalo	Don Edwards
	26.	Lanny McDonald	Toronto	3-6 L	4-1-79	Buffalo	Don Edwards
1979-80 (2)	27.	Blaine Stoughton	Hartford	3-5 L	11-21-79	Hartford	Don Edwards
	28.	Bernie Federko (2)	St. Louis	2-3 L	2-9-80	St. Louis	Don Edwards
1980-81 (3)	*29.	Mark Napier	Montreal	5-6 L	12-3-80	Buffalo	Bob Sauve
	30.	Dan Labraaten	Calgary	4-4 T	2-14-81	Calgary	Don Edwards
	31.	Dwight Foster	Boston	4-6 L	3-1-81	Boston	Don Edwards



1981-82 (2)	32. Stan Smyl	Vancouver	3-4 L	1-27-82	Vancouver	Don Edwards
	33. Wayne Gretzky	Edmonton	3-6 L	2-24-82	Buffalo	Don Edwards
1982-83 (5)	34. Peter Stastny	Quebec	4-6 L	10-6-82	Buffalo	Bob Sauve
	35. Peter Stastny (2)	Quebec	4-6 L	10-9-82	Quebec	Bob Sauve
	36. John Paul Kelly	Los Angeles	2-7 L	2-10-83	Los Angeles	Jacques Cloutier
	37. Tim Young	Minnesota	1-5 L	3-8-83	Minnesota	Phil Myre
	38. Darcy Rota	Vancouver	3-8 L	3-12-83	Vancouver	Phil Myre
1983-84 (2)	39. Anton Stastny	Quebec	2-9 L	10-8-83	Quebec	Bob Sauve
	40. Wayne Babych	St. Louis	2-8 L	12-6-83	St. Louis	Bob Sauve
1984-85 (0)	None					
1985-86 (3)	41. Paul Lawless	Hartford	4-6 L	12-13-85	Buffalo	Tom Barrasso
	42. Steve Kasper	Boston	6-6 T	12-31-85	Buffalo	Tom Barrasso
	43. Steve Larmer	Chicago	7-6 W	3-12-86	Chicago	Tom Barrasso
1986-87 (6)	*44. Wendel Clark	Toronto	5-5 T	10-11-86	Toronto	Daren Puppa
	45. Mario Lemieux	Pittsburgh	3-7 L	10-17-86	Buffalo	Tom Barrasso
	46. Michel Goulet	Quebec	1-6 L	11-21-86	Buffalo	Jacques Cloutier
	47. Brent Ashton	Quebec	0-7 L	12-13-86	Quebec	Tom Barrasso (2)
						Jacques Cloutier (1)
	48. Peter Zezel	Philadelphia	4-7 L	1-28-87	Buffalo	Jacques Cloutier
	49. Tony McKegney	N.Y. Rangers	3-6 L	2-24-87	Buffalo	Tom Barrasso (2)
1987-88 (10)	50. Ron Francis	Hartford	1-9 L	11-18-87	Hartford	Empty Net (1)
						Daren Puppa (2)
	51. Bob Carpenter	Los Angeles	5-8 L	11-22-87	Buffalo	Jacques Cloutier (1)
						Daren Puppa (1)
	52. Bernie Nicholls	Los Angeles	5-8 L	11-22-87	Buffalo	Jacques Cloutier (2)
						Daren Puppa (2)
						Empty Net (1)
	*53. Joe Nieuwendyk	Calgary	1-7 L	12-13-87	Buffalo	Daren Puppa
	54. Cam Neely	Boston	1-5 L	1-16-88	Boston	Tom Barrasso
	55. Peter Stastny (3)	Quebec	5-6 L	2-21-88	Buffalo	Tom Barrasso
	56. Hakan Loob	Calgary	4-10 L	3-12-88	Calgary	Tom Barrasso (2)
						Jacques Cloutier (1)
	57. Tony Tanti	Vancouver	7-5 W	3-13-88	Vancouver	Tom Barrasso
	58. Geoff Courtall	Edmonton	4-6 L	3-15-88	Edmonton	Jacques Cloutier
	59. Stephane Richer	Montreal	4-9 L	4-2-88	Montreal	Daren Puppa
1988-89 (4)	60. Joe Mullen	Calgary	0-9 L	11-5-88	Calgary	Tom Barrasso (1)
						Daren Puppa (2)
	61. Trevor Linden	Vancouver	2-4 L	11-22-88	Vancouver	Daren Puppa (2)
						Empty Net (1)
	62. Wayne Gretzky (2)	Los Angeles	3-5 L	2-4-89	Los Angeles	Darcy Wakaluk (2)
						Empty Net (1)
	63. Mario Lemieux (2)	Pittsburgh	3-7 L	2-14-89	Pittsburgh	Jacques Cloutier
1989-90 (2)	64. Pat LaFontaine	N.Y. Islanders	2-4 L	12-31-89	Buffalo	Daren Puppa
	65. Vincent Damphousse	Toronto	3-4 L	3-16-90	Buffalo	Daren Puppa
1990-91 (1)	66. Bryan Fogarty	Quebec	2-4 L	12-1-90	Quebec	Clint Malarchuk
1991-92 (5)	67. Owen Nolan	Quebec	5-4 W	10-12-91	Quebec	Daren Puppa
	68. Murray Craven	Hartford	6-6 T	12-7-91	Hartford	Clint Malarchuk
	69. Steve Yzerman	Detroit	4-4 T	1-29-92	Detroit	Daren Puppa
	70. Kevin Miller	Detroit	4-9 L	2-12-92	Buffalo	Daren Puppa
	*71. Joe Sakie	Quebec	3-7 L	4-14-92	Quebec	Clint Malarchuk
1992-93 (5)	72. Joe Juneau	Boston	2-5 L	1-12-93	Boston	Daren Puppa
	73. Sergei Nemchinov	N.Y. Rangers	6-4 W	1-29-93	Buffalo	Tom Draper
	74. Kelly Buchberger	Edmonton	4-5 L	1-31-93	Buffalo	Tom Draper
	*75. Brian Bellows	Montreal	4-8 L	2-27-93	Montreal	Grant Fuhr
	76. Kevin Dineen	Philadelphia	4-7 L	4-15-93	Buffalo	Grant Fuhr (1)
						Dominik Hasek (2)
1993-94 (1)	77. Shawn Burr	Detroit	4-6 L	10-18-93	Buffalo	Grant Fuhr
1994-95 (0)	None					
1995-96 (4)	78. Pierre Turgeon	Montreal	7-6 W	1-6-96	Montreal	John Blue (2)
						Martin Biron (1)
	79. Gary Roberts	Calgary	1-3 L	1-12-96	Calgary	Dominik Hasek
	80. Russ Courtall	Vancouver	2-5 L	3-6-96	Vancouver	Dominik Hasek
	*81. Peter Bondra	Washington	1-5 L	4-3-96	Buffalo	Dominik Hasek
1996-97 (4)	82. Ray Sheppard	Florida	3-4 L	11-26-96	Florida	Andrei Trefilov
						Andrei Trefilov (2)
	83. Bill Guerin	New Jersey	6-5 W	12-31-96	Buffalo	Dominik Hasek (1)
	84. Paul Kariya	Anaheim	2-5 L	1-10-97	Anaheim	Dominik Hasek
	*85. Jaroslav Svejksky	Washington	3-8 L	4-13-97	Buffalo	Dominik Hasek
						Steve Shields
1997-98 (0)	None					
1998-99 (2)	86. Teemu Selanne	Anaheim	2-7 L	1-1-99	Buffalo	Dominik Hasek
	87. Vyacheslav Kozlov	Detroit	4-4 T	2-21-99	Buffalo	Dwayne Roloson

* - indicates 4-goal game.

Note: Figure in brackets for scorer indicates accumulative total against the Sabres.

OPPONENT HAT TRICK LEADERS

Peter Stastny (3), Bernie Federko (2), Wayne Gretzky (2), Mario Lemieux (2)

SABRES SHUTOUTS

SEASON	NO.	GOALTENDER	OPPONENT	SCORE	DATE	PLACE	SAVES
1970-71 (3)	1.	Roger Crozier	Minnesota	1-0	12-6-70	Buffalo	24
	2.	Joe Daley	California	3-0	2-12-71	Buffalo	26
	3.	Dave Dryden	Minnesota	5-0	3-14-71	Minnesota	35
1971-72 (2)	4.	Roger Crozier (2)	Los Angeles	2-0	12-2-71	Buffalo	31
	5.	Roger Crozier (3)	Vancouver	1-0	1-20-72	Buffalo	29
1972-73 (6)	6.	Roger Crozier (4)	Vancouver	6-0	10-19-72	Buffalo	31
	7.	Roger Crozier (5)	California	0-0	11-9-72	Buffalo	23
	8.	Roger Crozier (6)	Pittsburgh	1-0	11-12-72	Buffalo	18
	9.	Roger Crozier (7)	Toronto	4-0	12-17-72	Buffalo	21
	10.	Dave Dryden (2)	Philadelphia	2-0	1-7-73	Buffalo	35
	11.	Dave Dryden (3)	California	4-0	2-8-73	Buffalo	24
	12.	Dave Dryden (4)	St. Louis	1-0	1-13-74	Buffalo	18
1973-74 (1)	13.	Dave Dryden (5)	St. Louis	2-0	10-26-74	St. Louis	21
1974-75 (7)	14.	Gary Bromley	Atlanta	4-0	11-17-74	Buffalo	25
	15.	Roger Crozier (8)	Minnesota	5-0	12-8-74	Buffalo	14
	16.	Gary Bromley (2)	Washington	4-0	12-22-74	Washington	26
	17.	Gary Bromley (3)	California	4-0	1-15-75	California	26
	18.	Roger Crozier (9)	Kansas City	5-0	1-19-75	Buffalo	20
	19.	Gary Bromley (4)	Los Angeles	5-0	2-27-75	Buffalo	21
1975-76 (3)	20.	Roger Crozier (10)	Detroit	4-0	10-9-75	Buffalo	18
	21.	Gerry Desjardins	Boston	4-0	11-5-75	Buffalo	16
	22.	Gerry Desjardins (2)	Pittsburgh	6-0	1-11-76	Buffalo	28
1976-77 (5)	23.	Gerry Desjardins (3)	Vancouver	4-0	10-20-76	Buffalo	29
	24.	Gerry Desjardins (4)	St. Louis	5-0	11-10-76	Buffalo	38
	25.	Gerry Desjardins (5)	Colorado	3-0	1-16-77	Buffalo	21
	26.	Don Edwards	Chicago	3-0	2-16-77	Buffalo	23
	27.	Don Edwards (2)	Philadelphia	2-0	2-24-77	Buffalo	25
1977-78 (5)	28.	Don Edwards (3)	Montreal	4-0	10-30-77	Montreal	34
	29.	Don Edwards (4)	Vancouver	3-0	12-11-77	Buffalo	19
	30.	Don Edwards (5)	N.Y. Rangers	2-0	2-9-78	Buffalo	25
	31.	Don Edwards (6)	Los Angeles	5-0	2-16-78	Buffalo	29
	32.	Don Edwards (7)	Philadelphia	4-0	2-23-78	Buffalo	20
1978-79 (2)	33.	Don Edwards (8)	Toronto	1-0	10-19-78	Buffalo	19
	34.	Don Edwards (9)	Washington	2-0	11-11-78	Washington	25
1979-80 (6)	35.	Bob Sauve	Quebec	3-0	10-27-79	Quebec	19
	36.	Bob Sauve (2)	Chicago	0-0	10-31-79	Chicago	20
	37.	Bob Sauve (3)	Washington	2-0	12-2-79	Buffalo	20
	38.	Bob Sauve (4)	Detroit	4-0	12-10-79	Buffalo	14
	39.	Don Edwards (10)	Vancouver	3-0	2-3-80	Buffalo	22
	40.	Bob Sauve (5)	Pittsburgh	9-0	2-7-80	Buffalo	25
1980-81 (5)	41.	Don Edwards (11)	Edmonton	2-0	10-15-80	Buffalo	15
	42.	Bob Sauve (6)	N.Y. Rangers	4-0	1-18-81	Buffalo	30
	43.	Don Edwards (12)	Winnipeg	4-0	2-1-81	Buffalo	23
	44.	Don Edwards (13)	Philadelphia	4-0	2-5-81	Philadelphia	31
	45.	Don Edwards (14)	Calgary	4-0	3-4-81	Buffalo	24
1981-82 (0)	None		Quebec	0-0	2-5-83	Quebec	22
1982-83 (1)	46.	Bob Sauve (7)	Quebec	0-0	2-5-83	Quebec	22
1983-84 (2)	47.	Bob Sauve (8)	Los Angeles	4-0	1-18-84	Los Angeles	30
	48.	Tom Barrasso	New Jersey	6-0	3-24-84	New Jersey	24
1984-85 (5)	49.	Tom Barrasso (2)	Toronto	6-0	12-26-84	Buffalo	22
	50.	Tom Barrasso (3)	Winnipeg	4-0	12-28-84	Buffalo	14
	51.	Tom Barrasso (4)	Boston	3-0	1-10-85	Boston	20
	52.	Tom Barrasso (5)	Hartford	2-0	1-19-85	Hartford	14
	53.	Tom Barrasso (6)	Washington	4-0	3-2-85	Washington	23
	54.	Tom Barrasso (7)	Montreal	6-0	10-16-85	Montreal	25
1985-86 (4)	55.	Tom Barrasso (8)	Edmonton	2-0	11-1-85	Edmonton	37
	56.	Daren Puppa	Hartford	2-0	11-19-85	Hartford	23
	57.	Tom Barrasso (9)	Philadelphia	1-0	3-27-86	Philadelphia	30
1986-87 (2)	58.	Jacques Cloutier	Montreal	0-0	10-15-86	Buffalo	28
	59.	Tom Barrasso (10)	Hartford	6-0	4-5-87	Buffalo	14
		Tom Barrasso (11)					



190



191

SABRES SHUTOUTS Continued

1987-88 (2)	60.	Tom Barrasso (12)	St. Louis	3-0	2-16-88	St. Louis	25
	61.	Tom Barrasso (13)	Boston	3-0	3-6-88	Buffalo	32
1988-89 (2)	62.	Daren Puppa (2)	N.Y. Islanders	3-0	11-12-88	New York	34
	63.	Clint Malarchuk	N.Y. Rangers	2-0	3-8-89	New York	32
1989-90 (1)	64.	Daren Puppa (3)	Hartford	5-0	3-10-90	Hartford	31
1990-91 (3)	65.	Clint Malarchuk (2)	Hartford	5-0	10-28-90	Buffalo	29
	66.	Daren Puppa (4)	Chicago	5-0	12-28-90	Buffalo	33
	67.	Daren Puppa (5)	Winnipeg	2-0	2-10-91	Winnipeg	24
1991-92 (1)	68.	Tom Draper	Chicago	2-0	11-22-91	Buffalo	29
1992-93 (0)		None					
1993-94 (9)	69.	Grant Fuhr	Winnipeg	6-0	11-19-93	Buffalo	22
	70.	Dominik Hasek	Toronto	3-0	11-29-93	Toronto	24
	71.	Dominik Hasek (2)	Tampa Bay	3-0	12-1-93	Tampa Bay	33
	72.	Dominik Hasek (3)	Hartford	3-0	12-11-93	Hartford	25
	73.	Dominik Hasek (4)	Los Angeles	2-0	12-17-93	Buffalo	27
	74.	Dominik Hasek (5)	Montreal	5-0	12-23-93	Buffalo	25
	75.	Dominik Hasek (6)	Anaheim	3-0	3-9-94	Anaheim	24
	76.	Grant Fuhr (2)	Boston	5-0	4-1-94	Buffalo	31
	77.	Dominik Hasek (7)	Montreal	1-0	4-8-94	Buffalo	31
1994-95 (5)	78.	Dominik Hasek (8)	Washington	1-0	2-2-95	Washington	33
	79.	Dominik Hasek (9)	Florida	3-0	3-24-95	Buffalo	28
	80.	Dominik Hasek (10)	Ottawa	7-0	3-30-95	Buffalo	35
	81.	Dominik Hasek (11)	Florida	5-0	4-26-95	Buffalo	31
	82.	Dominik Hasek (12)	Montreal	2-0	5-1-95	Buffalo	32
1995-96 (2)	83.	Dominik Hasek (13)	Ottawa	6-0	11-19-95	Buffalo	31
	84.	Dominik Hasek (14)	St. Louis	2-0	11-27-95	St. Louis	30
1996-97 (5)	85.	Dominik Hasek (15)	Colorado	0-0	11-2-96	Colorado	32
	86.	Dominik Hasek (16)	Tampa Bay	3-0	11-27-96	Tampa Bay	32
	87.	Dominik Hasek (17)	Ottawa	3-0	11-29-96	Buffalo	31
	88.	Dominik Hasek (18)	Boston	4-0	12-14-96	Boston	29
	89.	Dominik Hasek (19)	New Jersey	0-0	12-23-96	New Jersey	37
1997-98 (13)	90.	Dominik Hasek (20)	Boston	5-0	11-20-97	Boston	29
	91.	Dominik Hasek (21)	Anaheim	4-0	12-3-97	Buffalo	29
	92.	Dominik Hasek (22)	Tampa Bay	4-0	12-5-97	Buffalo	38
	93.	Dominik Hasek (23)	Montreal	1-0	12-19-97	Buffalo	42
	94.	Dominik Hasek (24)	N.Y. Rangers	2-0	12-21-97	New York	33
	95.	Dominik Hasek (25)	N.Y. Rangers	3-0	12-26-97	Buffalo	28
	96.	Dominik Hasek (26)	Ottawa	3-0	12-31-97	Buffalo	36
	97.	Dominik Hasek (27)	Washington	3-0	3-1-98	Washington	36
	98.	Dominik Hasek (28)	N.Y. Rangers	1-0	3-2-98	New York	33
	99.	Dominik Hasek (29)	Pittsburgh	3-0	3-15-98	Buffalo	22
	100.	Dominik Hasek (30)	Calgary	2-0	3-24-98	Calgary	29
	101.	Dominik Hasek (31)	Edmonton	1-0	3-27-98	Edmonton	20
	102.	Dominik Hasek (32)	Los Angeles	4-0	4-1-98	Buffalo	37
1998-99 (10)	103.	Dominik Hasek (33)	Colorado	3-0	10-10-98	Colorado	32
	104.	Dominik Hasek (34)	N.Y. Rangers	0-0	10-27-98	New York	16
	105.	Dominik Hasek (35)	Washington	2-0	11-12-98	Washington	23
	106.	Dominik Hasek (36)	Philadelphia	3-0	12-4-98	Buffalo	31
	107.	Dominik Hasek (37)	N.Y. Rangers	2-0	12-11-98	Buffalo	16
	108.	Dominik Hasek (38)	Tampa Bay	2-0	12-23-98	Buffalo	38
	109.	Dominik Hasek (39)	New Jersey	2-0	12-26-98	New Jersey	34
	110.	Dominik Hasek (40)	Florida	4-0	1-18-99	Florida	33
	111.	Dwayne Roloson (1)	Vancouver	2-0	2-28-99	Vancouver	15
	112.	Dominik Hasek (41)	Washington	3-0	4-18-99	Buffalo	25

SABRE SHUTOUT LEADERS

Dominik Hasek (41), Don Edwards (14), Tom Barrasso (13), Roger Crozier (10), Bob Sauve (7), Dave Dryden (5), Gerry Desjardins (5), Daren Puppa (5), Gary Bromley (4), Clint Malarchuk (2), Grant Fuhr (2), Joe Daley (1), Jacques Cloutier (1), Tom Draper (1), Dwayne Roloson (1).

Note: Figure in brackets for goaltender indicates accumulative total with the Sabres.

SHUTOUTS AGAINST THE SABRES

SEASON	NO.	GOALTENDER	OPPONENT	SCORE	DATE	PLACE	SAVES
1970-71 (9)	1.	Ed Giacomin	N.Y. Rangers	3-0	10-14-70	New York	15
	2.	Phil Myre	Montreal	3-0	10-15-70	Buffalo	14
	3.	Tony Esposito	Chicago	4-0	10-25-70	Buffalo	27
	4.	Cesar Maniago	Minnesota	3-0	11-21-70	Minnesota	22
	5.	Bruce Gamble	Toronto	4-0	12-13-70	Buffalo	17
	6.	Ed Giacomin (2)	N.Y. Rangers	4-0	12-16-70	New York	20
	7.	Jacques Plante	Toronto	2-0	12-19-70	Toronto	24
	8.	Jacques Plante (2)	Toronto	2-0	2-27-71	Toronto	28
	9.	Glenn Hall	St. Louis	9-0	3-13-71	St. Louis	27
1971-72 (3)	10.	Doug Favell	Philadelphia	5-0	12-16-71	Philadelphia	35
	11.	Jim Rutherford	Pittsburgh	2-0	2-17-72	Buffalo	23
	12.	Ken Dryden	Montreal	4-0	2-20-72	Buffalo	32
1972-73 (4)	13.	Marv Edwards	California	0-0	11-9-72	Buffalo	28
	14.	Rogic Vachon	Los Angeles	2-0	12-23-72	Los Angeles	20
	15.	Ed Johnston	Boston	6-0	1-14-73	Boston	20
	16.	Jacques Caron	St. Louis	2-0	3-13-73	St. Louis	23
1973-74 (3)	17.	Gilles Meloche	California	2-0	11-18-73	Buffalo	27
	18.	Dan Bouchard	Atlanta	3-0	1-9-74	Atlanta	32
	19.	Gilles Gilbert	Boston	4-0	3-12-74	Boston	27
1974-75 (1)	20.	Bernie Parent	Philadelphia	6-0	2-1-75	Philadelphia	26
1975-76 (2)	21.	Gary Smith	Vancouver	4-0	11-25-75	Vancouver	35
	22.	Glenn Resch	N.Y. Islanders	3-0	12-7-75	Buffalo	22
1976-77 (3)	23.	Ed Giacomin (3)	Detroit	4-0	10-9-76	Detroit	20
	24.	Glenn Resch (2)	N.Y. Islanders	3-0	12-4-76	New York	33
	25.	Gary Edwards (2)	Cleveland	3-0	1-23-77	Buffalo	27
1977-78 (3)	26.	Mike Veisor	Chicago	2-0	10-16-77	Buffalo	34
	27.	Ron Grahame	Boston	2-0	11-23-77	Buffalo	21
	28.	Ron Low	Detroit	7-0	3-28-78	Detroit	25
1978-79 (3)	29.	Mike Palmateer	Toronto	2-0	10-18-78	Toronto	21
	30.	Mario Lessard	Los Angeles	6-0	10-26-78	Los Angeles	18
	31.	Glenn Resch (3)	N.Y. Islanders	2-0	3-31-79	New York	32
1979-80 (2)	32.	Jim Rutherford (2)	Detroit	4-0	10-25-79	Detroit	26
	33.	Tony Esposito (2)	Chicago	0-0	10-31-79	Chicago	21
1980-81 (0)		None					
1981-82 (1)	34.	Rick Wamsley	Montreal	9-0	10-10-81	Montreal	22
1982-83 (4)	35.	Murray Bannerman	Chicago	4-0	10-20-82	Chicago	37
	36.	Pete Peeters	Boston	4-0	1-20-83	Boston	20
	37.	Dan Bouchard (2)	Quebec	0-0	2-5-83	Quebec	22
	38.	Brian Hayward	Winnipeg	6-0	3-9-83	Winnipeg	24
1983-84 (2)	39.	Billy Smith	N.Y. Islanders	4-0	11-5-83	New York	25
	40.	Andy Moog	Edmonton	7-0	11-18-83	Edmonton	29
1984-85 (0)		None					
1985-86 (2)	41.	Pat Riffin	Boston	4-0	1-4-86	Boston	24
	42.	Bob Froese	Philadelphia	4-0	2-12-86	Buffalo	28
1986-87 (4)	43.	Patrick Roy	Montreal	0-0	10-15-86	Buffalo	23
	44.	Mike Liut	Hartford	3-0	11-26-86	Hartford	27
	45.	Clint Malarchuk	Quebec	7-0	12-13-86	Quebec	28
	46.	Don Beaupre	Minnesota	5-0	1-20-87	Minnesota	27
1987-88 (4)	47.	Grant Fuhr	Edmonton	5-0	11-7-87	Edmonton	26
	48.	Rejean Lemelin	Boston	9-0	12-22-87	Boston	33
	49.	Rejean Lemelin (2)	Boston	2-0	12-31-87	Buffalo	17
	50.	Greg Stefan	Detroit	4-0	3-1-88	Detroit	19
1988-89 (3)	51.	Rick Wamsley (2)	Calgary	9-0	11-5-88	Calgary	21
	52.	Peter Sidorkiewicz	Hartford	9-0	12-6-88	Hartford	31
	53.	Jon Casey	Minnesota	3-0	3-18-89	Minnesota	27
1989-90 (4)	54.	Grant Fuhr (2)	Edmonton	3-0	11-17-89	Edmonton	30
	55.	Mark Fitzpatrick	N.Y. Islanders	3-0	12-5-89	New York	32
	56.	Patrick Roy (2)	Montreal	1-0	2-3-90	Montreal	30
	57.	Glenn Healy	N.Y. Islanders	1-0	2-4-90	Buffalo	39



1990-91 (2)	58.	John Vanbiesbrouck	N.Y. Rangers	5-0	11-26-90	New York	27
	59.	Jeff Reese	Toronto	3-0	2-17-91	Buffalo	28
1991-92 (3)	60.	Patrick Roy (3)	Montreal	5-0	11-2-91	Montreal	15
	61.	Craig Billington	New Jersey	3-0	12-28-91	New Jersey	26
	62.	Darcy Wakaluk	Minnesota	2-0	2-7-92	Buffalo	39
1992-93 (3)	63.	Patrick Roy (4)	Montreal	3-0	11-30-92	Montreal	23
	64.	Andy Moog (2)	Boston	2-0	3-24-93	Buffalo	21
	65.	Andy Moog (3)	Boston	3-0	4-4-93	Buffalo	31
1993-94 (4)	66.	Chris Terreri	New Jersey	4-0	11-17-93	New Jersey	30
	67.	Mike Richter	N.Y. Rangers	2-0	12-13-93	New York	28
	68.	Tommy Soderstrom	Philadelphia	2-0	12-27-93	Buffalo	30
	69.	Daren Puppa	Tampa Bay	4-0	1-24-94	Tampa Bay	23
1994-95 (0)	None						
1995-96 (5)	70.	Darcy Wakaluk (2)	Dallas	3-0	10-24-95	Dallas	27
	71.	Tom Barrasso	Pittsburgh	1-0	1-17-96	Buffalo	31
	72.	Jim Carey	Washington	1-0	1-26-96	Washington	20
	73.	Kirk McLean	Vancouver	3-0	3-3-96	Buffalo	32
	74.	Eric Fichaud	N.Y. Islanders	3-0	4-6-96	New York	20
1996-97 (10)	75.	Rick Tabaracci	Calgary	3-0	10-6-96	Calgary	19
	76.	Corey Schwab	Tampa Bay	4-0	10-15-96	Buffalo	22
	77.	Andy Moog (4)	Dallas	2-0	10-30-96	Dallas	24
	78.	Patrick Roy (5)	Colorado	0-0	11-2-96	Colorado	20
	79.	Ken Wregget	Pittsburgh	3-0	11-12-96	Pittsburgh	25
	80.	Mike Richter (2)	N.Y. Rangers	3-0	12-13-96	Buffalo	30
	81.	Martin Brodeur	New Jersey	0-0	12-23-96	New Jersey	37
	82.	Patrick Lalime	Pittsburgh	2-0	12-28-96	Pittsburgh	21
	83.	Ron Tugnutt	Ottawa	2-0	4-2-97	Buffalo	15
	84.	Ron Tugnutt (2)	Ottawa	1-0	4-12-97	Ottawa	17
1997-98 (4)	85.	Ron Tugnutt (3)	Ottawa	3-0	12-6-97	Ottawa	25
	86.	Tommy Salo	N.Y. Islanders	4-0	12-17-97	New York	28
	87.	Ron Hextall	Philadelphia	3-0	1-20-98	Philadelphia	29
	88.	Damian Rhodes	Ottawa	1-0	4-5-98	Buffalo	22
1998-99 (3)	89.	Olaf Kolzig	Washington	1-0	10-23-98	Buffalo	30
	90.	Mike Richter (3)	N.Y. Rangers	0-0	10-27-98	New York	24
	91.	Nikolai Khabibulin	Phoenix	1-0	1-11-99	Phoenix	23

Patrick Roy (5), Andy Moog (4), Ed Giacomin (3), Glenn Resch (3), Mike Richter (3), Ron Tugnutt (3), Tony Esposito (2), Jacques Plante (2), Jim Rutherford (2), Gary Edwards (2), Dan Bouchard (2), Rick Wamsley (2), Grant Fuhr (2), Rejean Lemelin (2), Darcy Wakaluk (2), Mike Richter (2)

Note: Figure in brackets for goaltender indicates accumulative total against the Sabres.

SABRES FACT

The longest scoreless streak in Sabre history started in the team's very first game on October 10, 1970. It lasted until October 17, and was 183:54 in duration.

1-0 GAMES INVOLVING THE SABRES

Regular Season

Date	Opponent	Goal Scorer	Winning Goalie	Sabres Record
12-6-70	vs. Minnesota	R. Anderson	R. Crozier (Buf.)	1-0
1-20-72	vs. Vancouver	D. Luce	R. Crozier (Buf.)	2-0
11-12-72	vs. Pittsburgh	S. Atkinson	R. Crozier (Buf.)	3-0
1-13-74	vs. St. Louis	G. Perreault	D. Dryden (Buf.)	4-0
10-19-78	vs. Toronto	C. Ramsay	D. Edwards (Buf.)	5-0
3-27-86	at Philadelphia	G. Perreault	J. Cloutier (Buf.)	6-0
2-3-90	at Montreal	S. Richer	P. Roy (Mtl.)	6-1
2-4-90	vs. N.Y. Islanders	D. King	G. Healy (N.Y.I.)	6-2
4-8-94	vs. Montreal	D. Audette	D. Hasek (Buf.)	7-2
2-2-95	at Washington	D. Hawerchuk	D. Hasek (Buf.)	8-2
1-17-96	vs. Pittsburgh	J. Jagr	T. Barrasso (Pit.)	8-3
1-26-96	at Washington	J. Juneau	J. Carey (Wsh.)	8-4
4-12-97	at Ottawa	S. Duchesne	R. Tugnutt (Ott.)	8-5
12-19-97	vs. Montreal	D. Audette	D. Hasek (Buf.)	9-5
3-2-98	at N.Y. Rangers	A. Zhitnik	D. Hasek (Buf.)	10-5
3-27-98	at Edmonton	M. Satan	D. Hasek (Buf.)	11-5
4-5-98	vs. Ottawa	D. Alfredsson	D. Rhodes (Ott.)	11-6
10-23-98	vs. Washington	J. Svejksvsky	O. Kolzig (Wsh.)	11-7
1-11-99	at Phoenix	D. Drake	N. Khabibulin (Phx.)	11-8

Playoffs

Date	Opponent	Goal Scorer	Winning Goalie	Sabres Record
4-6-83	at Montreal	B. Peterson	B. Sauve (Buf.)	1-0
* 4-27-94	vs. New Jersey	D. Hannan	D. Hasek (Buf.)	2-0
* 4-23-97	at Ottawa	D. Alfredsson	R. Tugnutt (Ott.)	2-1

* - overtime decision

EMPTY NET GOALS

Current Sabres Only

By Sabres	98-99	97-98	96-97	95-96	94-95	93-94
Curtis Brown	0	1	0	0	0	—
Michal Grosek	1	1	0	0	—	—
Brian Holzinger	0	0	1	0	0	—
Michael Peca	1	2	1	0	—	—
Erik Rasmussen	1	—	—	—	—	—
Miroslav Satan	2	1	0	—	—	—
Richard Smehlik	1	0	1	0	0	0
Vaclav Varada	1	1	0	0	—	—
Alexei Zhitnik	1	1	1	0	0	—
Others	0	0	2	4	4	4
Sabres Total	8	8	11	4	4	4
Opponents Total	4	3	6	8	2	3

1998-99 ENG by Opponents: Brian Rolston (NJ), Jaromir Jagr (PIT), Sylvain Lefebvre (COL), Bill Guerin (EDM)

1997-98 ENG by Opponents: Chris Wells (FLA), Randy Cunneyworth (OTT), Eric Daze (CHI)

1996-97 ENG by Opponents: German Titov (CGY), Daniel LaCroix (PHI), Jaromir Jagr (PIT), Doug Gimour (NJ), Dave Andreychuk (NJ), Ian Moran (PIT)

(Buffalo totals are as Sabre only)



YEARLY WON-LOST RECORDS OF SABRE GOALTENDERS

YEAR	GOALTENDER	W	L	T	YEAR	GOALTENDER	W	L	T
1970-71	Roger Crozier	9	20	7	1985-86	Tom Barrasso	29	24	5
	Joe Daley	12	16	8		Jacques Cloutier	5	9	1
	Dave Dryden	3	3	0		Daren Puppa	0	2	1
1971-72	Roger Crozier	13	34	14	1986-87	Tom Barrasso	17	23	2
	Dave Dryden	3	9	5		Jacques Cloutier	11	19	5
1972-73	Roger Crozier	23	13	7		Daren Puppa	0	2	1
	Dave Dryden	14	13	7	1987-88	Tom Barrasso	25	18	8
	Rocky Farr	0	1	0		Jacques Cloutier	4	8	2
1973-74	Gary Bromley	3	5	3		Daren Puppa	8	6	1
	Roger Crozier	4	5	0	1988-89	Tom Barrasso	2	7	0
	Dave Dryden	23	20	8		Jacques Cloutier	15	14	0
	Rocky Farr	2	4	1		Clint Malarchuk	3	1	1
1974-75	Gary Bromley	26	11	11		Daren Puppa	17	10	6
	Roger Crozier	17	2	1		Darcy Wakaluk	1	3	0
	Gerry Desjardins	6	2	1	1989-90	Clint Malarchuk	14	11	2
	Rocky Farr	0	1	2		Daren Puppa	31	16	6
1975-76	Gary Bromley	0	1	0	1990-91	David Littman	0	0	0
	Roger Crozier	8	2	5		Clint Malarchuk	12	14	10
	Gerry Desjardins	29	15	11		Daren Puppa	15	11	6
	Al Smith	9	3	2		Darcy Wakaluk	4	5	3
1976-77	Gerry Desjardins	31	12	6	1991-92	Tom Draper	10	9	5
	Don Edwards	16	7	2		David Littman	0	1	0
	Bob Sauve	1	2	0		Clint Malarchuk	10	13	3
	Al Smith	0	3	0		Daren Puppa	11	14	4
1977-78	Gerry Desjardins	0	1	0	1992-93	Tom Draper	5	6	0
	Don Edwards	38	16	17		Grant Fuhr	11	15	2
	Bob Sauve	6	2	0		Dominik Hasek	11	10	4
1978-79	Don Edwards	26	18	9		Daren Puppa	11	5	4
	Randy Ireland	0	0	0	1993-94	Grant Fuhr	13	12	3
	Bob Sauve	10	10	7		Dominik Hasek	30	20	6
1979-80	Don Edwards	27	9	12	1994-95	Grant Fuhr	1	2	0
	Bob Sauve	20	8	4		Dominik Hasek	19	14	7
1980-81	Don Edwards	23	10	12		Robb Stauber	2	3	0
	Bob Sauve	16	10	9	1995-96	Martin Biron	0	2	0
1981-82	Jacques Cloutier	5	1	0		John Blue	2	2	0
	Don Edwards	26	23	9		Dominik Hasek	22	30	6
	Paul Harrison	2	1	1		Steve Shields	1	0	0
	Bob Sauve	6	1	5		Andrei Trefilov	8	8	1
1982-83	Jacques Cloutier	10	7	6	1996-97	Dominik Hasek	37	20	10
	Phil Myre	3	2	0		Steve Shields	3	8	2
	Bob Sauve	25	20	7		Andrei Trefilov	0	2	0
1983-84	Tom Barrasso	26	12	3	1997-98	Dominik Hasek	33	23	13
	Bob Sauve	22	13	4		Steve Shields	3	6	4
1984-85	Tom Barrasso	25	18	10	1998-99	Martin Biron	1	2	1
	Jacques Cloutier	0	0	1		Dominik Hasek	30	18	14
	Bob Sauve	13	10	3		Dwayne Roloson	6	8	2

SABRES CAREER LEADERS

Games Played	Tot.	Goals	Tot.
Gil Perreault	1,191	Gil Perreault	512
Craig Ramsay	1,070	Rick Martin	382
Mike Ramsey	911	Dave Andreychuk	348
Bill Hajt	854	Danny Gare	267
Don Luce	766	Craig Ramsay	252
Dave Andreychuk	763	Mike Foligno	247
Rick Martin	681	Rene Robert	222
Ric Seiling	664	Don Luce	216
Mike Foligno	664	Alexander Mogilny	211
Rob Ray	645	Phil Housley	178
Lindy Ruff	608		
Phil Housley	608		

Assists	Tot.	Points	Tot.
Gil Perreault	814	Gil Perreault	1,326
Dave Andreychuk	423	Dave Andreychuk	771
Craig Ramsay	420	Rick Martin	695
Phil Housley	380	Craig Ramsay	672
Rene Robert	330	Phil Housley	558
Rick Martin	313	Rene Robert	552
Don Luce	310	Don Luce	526
Dale Hawerchuk	275	Mike Foligno	511
Mike Foligno	264	Danny Gare	500
Mike Ramsey	256	Alexander Mogilny	444

Penalty Minutes	Tot.	Power-Play Goals	Tot.
Rob Ray	2,529	Dave Andreychuk	153
Mike Foligno	1,450	Gil Perreault	128
Larry Playfair	1,390	Rick Martin	112
Brad May	1,323	Alexander Mogilny	78
Matthew Barnaby	1,248	Danny Gare	66
Lindy Ruff	1,126	Pat LaFontaine	66
Jim Schoenfeld	1,025	Donald Audette	64
Mike Ramsey	924	Phil Housley	61
Mike Hartman	890	Mike Foligno	61
Jerry Korab	870	Pierre Turgeon	57

Game-Winning Goals	Tot.	Hat Tricks	Tot.
Gil Perreault	81	Rick Martin	21
Rick Martin	47	Gil Perreault	18
Mike Foligno	43	Danny Gare	10
Danny Gare	35	Alexander Mogilny	10
Dave Andreychuk	34	Dave Andreychuk	9
Rene Robert	32	Pat LaFontaine	6
Craig Ramsay	32	Rene Robert	5
Don Luce	30	Mike Foligno	5
Alexander Mogilny	29	Andre Savard	4
Donald Audette	29	Four tied at 3	

Short-Handed Goals	Tot.	Game-Tying Goals	Tot.
Craig Ramsay	27	Danny Gare	21
Don Luce	21	Rick Martin	20
Michael Peca	14	Gil Perreault	16
Wayne Presley	11	Craig Ramsay	15
Ric Seiling	9	Rene Robert	10
Dave Hannan	8	Don Luce	10
Gil Perreault	8	Mike Foligno	8
Gilles Hamel	8	Dave Andreychuk	8
Christian Ruuttu	8	Gerry Meehan	7
Bob Sweeney	8	Ric Seiling	6
Andre Savard	7	Larry Playfair	6



Shots	Tot.	Goalie Games	Tot.
Gil Perreault	2,837	Dominik Hasek	389
Dave Andreychuk	2,223	Don Edwards	307
Rick Martin	2,192	Tom Barrasso	266
Phil Housley	1,610	Bob Sauve	246
Don Luce	1,562	Daren Puppa	215
Rene Robert	1,481	Roger Crozier	202
Danny Gare	1,480	Jacques Cloutier	144
Craig Ramsay	1,479	Dave Dryden	120
Mike Foligno	1,438	Gerry Desjardins	116
Alexander Mogilny	1,333	Clint Malarchuk	102

Goalie Minutes	Tot.	Goalie Wins	Tot.
Dominik Hasek	22,694	Dominik Hasek	182
Don Edwards	17,969	Don Edwards	156
Tom Barrasso	15,463	Tom Barrasso	124
Bob Sauve	14,063	Bob Sauve	119
Daren Puppa	11,763	Daren Puppa	96
Roger Crozier	10,980	Roger Crozier	74
Jacques Cloutier	7,442	Gerry Desjardins	66
Gerry Desjardins	6,802	Jacques Cloutier	50
Dave Dryden	6,440	Dave Dryden	43
Clint Malarchuk	5,692	Clint Malarchuk	39

Shutouts	Tot.	Goalie Win. Pct. (Min. 25 GP)	W	L	T	Pct.
Dominik Hasek	41	Gerry Desjardins	66	30	18	.658
Don Edwards	14	Don Edwards	156	83	61	.622
Tom Barrasso	13	Gary Bromley	29	17	14	.600
Roger Crozier	10	Bob Sauve	113	76	39	.581
Bob Sauve	7	Daren Puppa	96	68	28	.573
Daren Puppa	5	Dominik Hasek	182	135	60	.562
Dave Dryden	5	Tom Barrasso	124	102	28	.543
Gerry Desjardins	5	Clint Malarchuk	39	39	16	.500
Gary Bromley	4	Tom Draper	15	15	5	.500
Grant Fuhr	2	Roger Crozier	74	76	29	.494
Clint Malarchuk	2					

SABRES ONE-SEASON LEADERS

Most Goals in a Season

76	Alexander Mogilny (1992-93)
56	Danny Gare (1979-80)
53	Pat LaFontaine (1992-93)
52	Rick Martin (1973-74)
52	Rick Martin (1974-75)
50	Danny Gare (1975-76)
49	Rick Martin (1975-76)
46	Pat LaFontaine (1991-92)
46	Danny Gare (1980-81)
45	Rick Martin (1979-80)

Most Assists in a Season

95	Pat LaFontaine (1992-93)
80	Dale Hawerchuk (1992-93)
75	Dale Hawerchuk (1991-92)
69	Gil Perreault (1975-76)
66	Gil Perreault (1979-80)
66	Pierre Turgeon (1989-90)
60	Rene Robert (1974-75)
60	Phil Housley (1989-90)
60	Gil Perreault (1972-73)
59	Gil Perreault (1983-84)

Most Points in a Season

148	Pat LaFontaine (1992-93)
127	Alexander Mogilny (1992-93)
113	Gil Perreault (1975-76)
106	Gil Perreault (1979-80)
106	Pierre Turgeon (1989-90)
100	Rene Robert (1974-75)
98	Dale Hawerchuk (1991-92)
96	Dale Hawerchuk (1992-93)
96	Gil Perreault (1974-75)
95	Rick Martin (1974-75)
95	Gil Perreault (1976-77)

Most Penalty Minutes in a Season

354	Rob Ray (1991-92)
350	Rob Ray (1990-91)
335	Matthew Barnaby (1995-96)
316	Mike Hartman (1988-89)
309	Brad May (1991-92)
295	Brad May (1995-96)
295	Gord Donnelly (1991-92)
289	Matthew Barnaby (1997-98)
287	Rob Ray (1995-96)
286	Rob Ray (1996-97)

Best Plus/Minus in a Season (40 GP)

+61	Don Luce (1974-75)
+60	Jim Schoenfeld (1979-80)
+51	Craig Ramsay (1974-75)
+49	Danny Gare (1979-80)
+47	Bill Hajit (1974-75)
+47	Jocelyn Guevremont (1975-76)
+44	Craig Ramsay (1975-76)
+41	Jerry Korab (1974-75)
+40	Danny Gare (1974-75)
+40	Jim Schoenfeld (1975-76)
+40	Tony McKegney (1979-80)
+40	John Van Boxmeer (1979-80)

Most Power-Play Goals in a Season

28	Dave Andreychuk (1991-92)
27	Alexander Mogilny (1992-93)
23	Pat LaFontaine (1991-92)
21	Rick Martin (1974-75)
20	Pat LaFontaine (1992-93)
20	Dave Andreychuk (1992-93)
19	Pierre Turgeon (1988-89)
19	Rick Martin (1971-72)
18	Rick Martin (1975-76)
18	Dave Andreychuk (1989-90)

Most Shots in a Season

360	Alexander Mogilny (1992-93)
337	Dave Andreychuk (1991-92)
327	Rick Martin (1975-76)
320	Rick Martin (1973-74)
306	Pat LaFontaine (1992-93)
303	Danny Gare (1975-76)
301	Rick Martin (1974-75)
299	Rick Martin (1972-73)
274	Danny Gare (1974-75)
273	Rene Robert (1975-76)

Most Game-Winning Goals in a Season

11	Alexander Mogilny (1992-93)
11	Danny Gare (1979-80)
10	Pierre Turgeon (1989-90)
9	Gil Perreault (1976-77)
8	Michael Peca (1998-99)
8	Gil Perreault (1974-75)
7	15 tied

Most Short-Handed Goals in a Season

8	Don Luce (1974-75)
7	Craig Ramsay (1974-75)
6	Michael Peca (1996-97)
5	Michael Peca (1997-98)
5	Wayne Presley (1994-95)
5	Wayne Presley (1993-94)
5	Craig Ramsay (1977-78)
4	Dave Snuggerud (1990-91)
4	Don Luce (1980-81)
3	several players

Best Shooting Percentage (50+ GP)

24.4	Peter McNab (1974-75)
24.2	Mikko Makela (1990-91)
23.1	Yvon Lambert (1981-82)
23.0	Craig Ramsay (1978-79)
22.9	Kevin Maguire (1988-89)
22.7	Pat LaFontaine (1991-92)
22.2	Gil Perreault (1979-80)
22.0	Ray Sheppard (1987-88)
21.8	Craig Ramsay (1980-81)
21.4	Gil Perreault (1977-78)
21.4	Ric Seiling (1980-81)

Most Hat Tricks in a Season

7	Rick Martin (1975-76)
7	Alexander Mogilny (1992-93)
4	Rick Martin (1973-74)
4	Gil Perreault (1977-78)
4	Pat LaFontaine (1991-92)
3	Gil Perreault (1974-75)
3	Danny Gare (1975-76)
3	Rene Robert (1976-77)
3	Dave Andreychuk (1987-88)
3	Eddie Shack (1970-71)

Most Game-Tying Goals in a Season

6	Danny Gare (1977-78)
4	Danny Gare (1978-79)
4	Danny Gare (1975-76)
4	Rick Martin (1971-72)
3	several players tied

Most Games by a Goalie

72	Dominik Hasek (1997-98)
72	Don Edwards (1977-78)
67	Dominik Hasek (1996-97)
64	Dominik Hasek (1998-99)
63	Roger Crozier (1971-72)
62	Don Edwards (1981-82)
60	Tom Barrasso (1985-86)
59	Dominik Hasek (1995-96)
58	Dominik Hasek (1993-94)
56	Daren Puppa (1989-90)

Most Minutes by a Goalie

4,220	Dominik Hasek (1997-98)
4,209	Don Edwards (1977-78)
4,037	Dominik Hasek (1996-97)
3,817	Dominik Hasek (1998-99)
3,654	Roger Crozier (1971-72)
3,561	Tom Barrasso (1985-86)
3,500	Don Edwards (1981-82)
3,417	Dominik Hasek (1995-96)
3,358	Dominik Hasek (1993-94)
3,280	Gerry Desjardins (1975-76)

Most Wins by a Goalie

38	Don Edwards (1977-78)
37	Dominik Hasek (1996-97)
33	Dominik Hasek (1997-98)
31	Gerry Desjardins (1976-77)
31	Daren Puppa (1989-90)

Most Losses by a Goalie

34	Roger Crozier (1971-72)
30	Dominik Hasek (1995-96)
24	Tom Barrasso (1985-86)
23	Dominik Hasek (1997-98)
23	Don Edwards (1981-82)



Most Wins by a Goalie (Cont.)

30	Dominik Hasek (1993-94)
29	Gerry Desjardins (1975-76)
29	Tom Barrasso (1985-86)
27	Don Edwards (1979-80)
26	Gary Bromley (1974-75)
26	Don Edwards (1978-79)
26	Don Edwards (1981-82)
26	Tom Barrasso (1983-84)

Most Losses by a Goalie (Cont.)

23	Tom Barrasso (1986-87)
20	Dominik Hasek (1996-97)
20	Dominik Hasek (1993-94)
20	Bob Sauve (1982-83)
20	Dave Dryden (1973-74)
20	Roger Crozier (1970-71)

Best Save Percentage (25+ GP)

.937	Dominik Hasek (1998-99)
.932	Dominik Hasek (1997-98)
.930	Dominik Hasek (1996-97)
.930	Dominik Hasek (1994-95)
.930	Dominik Hasek (1993-94)
.920	Dominik Hasek (1995-96)
.908	Dave Dryden (1972-73)
.906	Don Edwards (1977-78)
.905	Roger Crozier (1972-73)
.903	Daren Puppa (1989-90)

Lowest Goals Against Ave. (25+ GP)

1.87	Dominik Hasek (1998-99)
1.95	Dominik Hasek (1993-94)
2.09	Dominik Hasek (1997-98)
2.11	Dominik Hasek (1994-95)
2.27	Dominik Hasek (1996-97)
2.36	Bob Sauve (1979-80)
2.51	Don Edwards (1976-77)
2.57	Don Edwards (1979-80)
2.63	Gerry Desjardins (1976-77)
2.64	Don Edwards (1977-78)

Most Shots Faced by a Goalie

2,190	Roger Crozier (1971-72)
2,177	Dominik Hasek (1996-97)
2,149	Dominik Hasek (1997-98)
2,011	Dominik Hasek (1995-96)
1,970	Don Edwards (1977-78)
1,877	Dominik Hasek (1998-99)
1,778	Tom Barrasso (1985-86)
1,722	Don Edwards (1981-82)
1,658	Tom Barrasso (1987-88)
1,610	Daren Puppa (1989-90)

Most Goals by a Defenseman

29	Phil Housley (1987-88)
26	Phil Housley (1988-89)
24	Phil Housley (1983-84)
21	Phil Housley (1986-87)
21	Phil Housley (1989-90)
18	John Van Boxmeer (1980-81)
15	Alexei Zhitnik (1997-98)
14	Richard Smehlik (1993-94)
14	John Van Boxmeer (1981-82)
14	Jerry Korab (1976-77)

Most Assists by a Defenseman

60	Phil Housley (1989-90)
54	John Van Boxmeer (1981-82)
51	John Van Boxmeer (1980-81)
46	Phil Housley (1986-87)
45	Doug Bodger (1992-93)
44	Garry Galley (1995-96)
44	Jerry Korab (1974-75)
44	Phil Housley (1988-89)
42	Richie Dunn (1980-81)
40	five players tied

Most Points by a Defenseman

81	Phil Housley (1989-90)
70	Phil Housley (1988-89)
69	John Van Boxmeer (1980-81)
68	John Van Boxmeer (1981-82)
67	Phil Housley (1986-87)
66	Phil Housley (1987-88)
64	Phil Housley (1983-84)
56	Jerry Korab (1974-75)
54	Garry Galley (1995-96)
54	Doug Bodger (1992-93)

Most Goals by a Rookie

44	Rick Martin (1971-72)
38	Gil Perreault (1970-71)
38	Ray Sheppard (1987-88)
31	Danny Gare (1974-75)
31	Donald Audette (1991-92)
22	John Tucker (1984-85)
22	Peter McNab (1974-75)
22	Christian Ruutu (1986-87)
21	Derek Plante (1993-94)
20	Steve Atkinson (1970-71)

Most Assists by a Rookie

47	Phil Housley (1982-83)
43	Christian Ruutu (1986-87)
38	Calle Johansson (1987-88)
36	J.F. Sauve (1981-82)
35	Derek Plante (1993-94)
34	Gil Perreault (1970-71)
31	Danny Gare (1974-75)
30	Benoit Hogue (1988-89)
30	Rick Martin (1971-72)
28	Alexander Mogilny (1989-90)
28	Pierre Turgeon (1987-88)

Most Points by a Rookie

74	Rick Martin (1971-72)
72	Gil Perreault (1970-71)
66	Phil Housley (1982-83)
65	Ray Sheppard (1987-88)
65	Christian Ruutu (1986-87)
62	Danny Gare (1974-75)
56	Derek Plante (1993-94)
55	J.F. Sauve (1981-82)
49	John Tucker (1984-85)
48	Donald Audette (1991-92)

Most Penalty Minutes by a Rookie

309	Brad May (1991-92)
178	Jim Schoenfeld (1972-73)
168	Doug Barrie (1970-71)
162	Kevin Maguire (1987-88)
120	Benoit Hogue (1988-89)
115	Bob Halkidis (1985-86)
108	Steve Dykstra (1985-86)
106	Matthew Barnaby (1993-94)
104	Bob Boughner (1995-96)
101	Bill Stewart (1978-79)

SABRES TEAM SEASON RECORDS

CATEGORY	OVERALL	HOME	AWAY
Points - Most	113 (1974-75)	63 (1972-73)	51 (1974-75)
- Least	51 (1971-72)	31 (1971-72)	20 (1971-72)
Wins - Most	49 (1974-75)	30 (1972-73)	23 (1983-84)
- Least	16 (1971-72)	11 (1971-72)	5 (1971-72)
Losses - Most	44 (1986-87)	19 (1971-72)	26 (twice)
- Least	16 (1974-75)	5 (1979-80)	10 (1974-75)
Ties - Most	21 (1980-81)	12 (twice)	11 (1972-73)
- Least	6 (1985-86)	1 (1985-86)	1 (1983-84)
Overtime Games - Most	24 (1990-91)	16 (1990-91)	12 (1992-93; 1997-98)
Overtime Wins - Most	5 (twice)	2 (6 times)	3 (twice)
Overtime Losses - Most	6 (1995-96)	2 (7 times)	4 (twice)
Goals Scored - Most	354 (1974-75)	199 (1974-75)	155 (1974-75)
- Least	203 (1971-72)	110 (1971-72)	93 (1971-72)
Goals Against - Most	308 (1986-87)	147 (1985-86)	168 (1970-71)
- Least	175 (1998-99)	80 (1972-73)	87 (1998-99)
Shutouts - Most	13 (1997-98)	7 (1997-98)	6 (1997-98; 1998-99)
Shutouts Against - Most	10 (1996-97)	3 (twice)	7 (1996-97)
Non-Shutout Streak	178 (11-18-83 to 1-4-86)	340 (11-23-77 to 2-12-86)	106 (2-12-91 to 11-29-93)
Longest Win Streak	10 (1-4-84 to 1-23-84)	12 (twice)	10 (12-10-83 to 1-23-84)
Longest Unbeaten Streak	14 (3-6-80 to 4-6-80)	21 (10-8-72 to 1-7-73)	10 (12-10-83 to 1-23-84)
Longest Losing Streak	7 (3 times)	6 (twice)	7 (three times)
Longest Winless Streak	12 (11-23-91 to 12-20-91)	12 (1-27-91 to 3-10-91)	23 (10-30-71 to 2-19-72)

Longest Winning Streak at Start of Season

Overall 8 (1975-76)

Longest Losing Streak at Start of Season

Overall 2 (3 times)

Penalty Minutes For Sabres

Most 2,713 (1991-92)

Least 787 (1973-74)

Most Consecutive Ties

Overall 4 (Four times)

Home 5 (1984-85)

(1997-98)

Road 4 (1981-82)

Most Consecutive Games Without Tie

Overall 33 (11-17-72 to 2-1-73)

Most Goal Scorers on Sabres With

20 Goals 9 (1974-75)

30 Goals 6 (1974-75)

40 Goals 3 (1975-76; 1979-80)

50 Goals 2 (1992-93)

60 Goals 1 (1992-93)

70 Goals 1 (1992-93)

Most Point Scorers on Sabres With

70 Points 6 (1974-75; 1975-76)

80 Points 4 (1991-92)

90 Points 3 (1974-75; 1991-92; 1992-93)

100 Points 2 (1992-93)

Power-Play Goals For

Most 105 (1991-92)

Least 43 (1996-97)

Power-Play Goals Against

Most 95 (1987-88)

Least 31 (1977-78)

Short-Handed Goals For

Most 21 (1993-94)

Least 1 (1971-72)

Short-Handed Goals Against

Most 17 (1992-93)

Least 3 (1977-78)



SABRES TEAM GAME RECORDS

GAME RESULTS

Greatest Margin

Winning	12	(14-2 win 12-21-75 vs. Washington)
Losing	9	(11-2 loss 11-7-70 at Montreal) (9-0 loss 3-13-71 at St. Louis) (9-0 loss 10-10-81 at Montreal) (9-0 loss 12-22-87 at Boston) (9-0 loss 11-5-88 at Calgary) (9-0 loss 12-6-88 at Hartford)

Tie Score

Highest	8-8	(1-15-92 at New Jersey)
Lowest	0-0	(11-9-72 vs. California) (10-31-79 at Chicago) (2-5-83 at Quebec) (10-15-86 vs. Montreal) (11-2-96 at Colorado) (12-23-96 at New Jersey) (10-27-98 at N.Y. Rangers)

SCORING

Most Goals

For	14	(14-4 win 3-19-81 vs. Toronto) (14-2 win 12-21-75 vs. Washington)
Against	11	(11-2 loss 11-7-70 at Montreal)
Combine	18	(14-4 win 3-19-81 vs. Toronto)

Most Goals in One Period

For	9	(3-19-81 vs. Toronto)
Allowed	7	(11-7-70 at Montreal)
Combine	12	(3-19-81, at Buffalo, 9 and Toronto, 3)

Most Buffalo Points

Game	40	(12-21-75 vs. Washington)
Period	23	(12-21-75 vs. Washington) (3-19-81 vs. Toronto)

Most Points in One Period

Combine	31	(3-19-81, at Buffalo, 23 and Toronto, 8)
---------	----	--

Fastest Two Goals

For	:04	(Lee Fogolin and Don Luce, 10-17-74 vs. California)
Against	:07	(Larry DePalma and Dave Snuggerud, 11-5-92 at San Jose) (Marcel Dionne and Hartland Monahan, 1-11-78 vs. Los Angeles) (Jim Moxey and Wayne Merrick, 2-1-76 at California)
Combine	:04	(Marian Stastny/Quec. and Dale McCourt/Buf., 1-2-82 at Quebec)

Fastest Three Goals

For	:39	(Pat LaFontaine, Wayne Presley and Donald Audette, 3-22-92 at Chicago)
Against	:34	(Danny Gare twice and Bob Manno, 10-26-84 at Detroit)
Combine	:18	(Jim Moxey/Cal., Wayne Merrick/Cal. and Danny Gare/Buf., 2-1-76 at California)

Fastest Two Goals by One Player

For	:10	(Derek Plante, 12-20-96 vs. Los Angeles) (Danny Gare, 11-8-80 at Washington)
Against	:10	(Darryl Sittler, 2-19-72 at Toronto)

Fastest Three Goals by One Player

For	3:49	(Don Luce, 12-22-74 at Washington)
Against	4:55	(Rick Kehoe, 3-10-76 at Pittsburgh)

Fastest Goal from Opening Face-off

For	:05	(Alexander Mogilny, 12-21-91 vs. Toronto)
Against	:09	(Yvon Cournoyer, 12-22-73 at Montreal) (Jim Wiemer, 3-27-85 vs. N.Y. Rangers)

Fastest Buffalo Goals from Start of Period

One Goal	:05	(Alexander Mogilny, 12-21-91 vs. Toronto)
Two Goals	:31	(Rene Robert and Rick Martin, 1-10-74 at N.Y. Rangers)

SHOTS ON GOAL

Sabres Shots

Most	58	(2-2-75 vs. Kansas City)
Fewest	12	(3-21-97 at Washington) (11-9-88 vs. Calgary) (4-10-99 at Ottawa)

Opponent Shots

Most	72	(12-10-70 at Boston)
Fewest	8	(3-21-76 vs. Kansas City)

Sabres and Opponents Shots Combined

Most	100	(12-10-70 vs. Boston)
Fewest	33	(10-15-83 vs. Boston)

Greatest Margin of Shots Favoring

Sabres	37	(3-3-82 vs. Hartford, 52-15)
Opp.	44	(12-10-70 vs. Boston, 72-28)

Sabres Shots in One Period

Most	26	(2-25-78 vs. Cleveland)
Fewest	0	(2-19-81 at Montreal) (1-16-99 at Ottawa)

Shots Allowed in One Period

Most	30	(12-10-70 at Boston)
Fewest	0	(3-21-76 vs. Kansas City)

Sabres and Opponents Shots Combined in One Period

Most	41	(2-2-75 vs. Kansas City)
Fewest	5	(3-14-72 vs. Minnesota) (12-23-72 vs. Los Angeles) (1-13-74 vs. St. Louis)

Most Shots in Overtime Period

Sabres	8	(12-12-97 vs. Carolina)
Opp.	10	(2-16-96 vs. New Jersey)
Combine	11	(11-21-90 vs. N.Y. Rangers) (2-16-96 vs. New Jersey) (12-12-97 vs. Carolina)

PENALTY MINUTES

Most Penalty Minutes

Career	188	(3-31-92 at Minnesota)
Opp.	172	(3-31-92 at Minnesota)
Combine	360	(3-31-92 at Minnesota)

BUFFALO SABRES INDIVIDUAL RECORDS

SERVICE

Most Seasons

Career	17	Gil Perreault (1970-71 to 1986-87)
--------	----	------------------------------------

Most Games Played Overall

Career	1,191	Gil Perreault (1970-71 to 1986-87)
Season	84	Pat LaFontaine (1992-93) Brad May (1993-94) Richard Smehlik (1993-94) Randy Wood (1993-94)

Most Consecutive Games Played

Career	776	Craig Ramsay (3-27-73 to 2-10-83)
--------	-----	-----------------------------------

Most Games Played by Left Wing

Career	1,070	Craig Ramsay (1971-72 to 1984-85)
Season	84	Brad May (1993-94) Randy Wood (1993-94)

Most Games Played by Center

Career	1,191	Gil Perreault (1970-71 to 1986-87)
Season	84	Pat LaFontaine (1992-93)

Most Games Played by Right Wing

Career	664	Ric Seiling (1977-78 to 1985-86)
Season	81	Jason Dawe (1996-97) Miroslav Satan (1998-99)

Most Games Played by Defenseman

Career	911	Mike Ramsey (1979-80 to 1992-93)
Season	84	Richard Smehlik (1993-94)

GOALS

Most Goals Overall

Career	512	Gil Perreault (1970-71 to 1986-87)
Season	76	Alexander Mogilny (1992-93)
Game	5	Dave Andreychuk (2-6-86 at Boston)

Most Consecutive Goal-Scoring Games

Season	8	Alexander Mogilny (12-15-92 to 1-3-93) Mike Foligno (12-28-84 to 1-12-85) Miroslav Satan (12-19-99 to 1-2-99)
--------	---	---

Most Goals by Left Wing

Career	382	Rick Martin (1971-72 to 1980-81)
Season	52	Rick Martin (1973-74; 1974-75)
Game	5	Dave Andreychuk (2-6-86 at Boston)

Most Goals by Center

Career	512	Gil Perreault (1970-71 to 1986-87)
Season	53	Pat LaFontaine (1992-93)
Game	3	many times, last Pat LaFontaine (2-25-96 vs. Florida)

Most Goals by Right Wing

Career	267	Danny Gare (1974-75 to 1981-82)
Season	76	Alexander Mogilny (1992-93)
Game	4	Alexander Mogilny (2-10-93 at Winnipeg; 2-24-93 vs. Detroit)

Most Goals by Defenseman

Career	156	Phil Housley (1982-83 to 1989-90)
Season	29	Phil Housley (1987-88)
Game	3	Jerry Korab (11-19-78 vs. Minnesota) Jim Schoenfeld (3-13-81 at Winnipeg) John Van Boxmeer (11-7-81 at N.Y. Islanders) Phil Housley (1-23-83 vs. Winnipeg; 1-22-88 vs. New Jersey) Hannu Virta (3-19-83 at Montreal)

Most Hat Tricks

Career	21	Rick Martin (1971-72 to 1980-81)
Season	7	Rick Martin (1975-76) Alexander Mogilny (1992-93)

Most 4-or-More Goal Games

Career	4	Rick Martin (1971-72 to 1980-81)
Season	2	Alexander Mogilny (1992-93)

Most Game-Winning Goals

Career	81	Gil Perreault (1970-71 to 1986-87)
Season	11	Danny Gare (1979-80) Alexander Mogilny (1992-93)

Most Game-Tying Goals

Career	21	Danny Gare (1974-75 to 1981-82)
Season	6	Danny Gare (1977-78)

20-GOAL SEASON

Most 20-Goal Seasons

Career	15	Gil Perreault (1970-71 to 1972-73; 1974-75 to 1985-86)
--------	----	--

Most Consecutive 20-Goal Seasons

Career	12	Gil Perreault (1974-75 to 1985-86)
--------	----	------------------------------------

30-GOAL SEASON

Most 30-Goal Seasons

Career	10	Gil Perreault (1970-71; 1974-75 to 1977-78; 1979-80; 1981-82 to 1984-85)
--------	----	--

Most Consecutive 30-Goal Seasons

Career	6	Rick Martin (1971-72 to 1976-77)
--------	---	----------------------------------

40-GOAL SEASON

Most 40-Goal Seasons

Career	5	Rick Martin (1971-72; 1973-74 to 1975-76; 1979-80)
--------	---	--

Most Consecutive 40-Goal Seasons

Career	3	Rick Martin (1973-74 to 1975-76)
--------	---	----------------------------------

50-GOAL SEASON

Most 50-Goal Seasons

Career	2	Danny Gare (1975-76; 1979-80) Rick Martin (1973-74 to 1974-75)
--------	---	---

Most Consecutive 50-Goal Seasons

Career	2	Rick Martin (1973-74 to 1974-75)
--------	---	----------------------------------

ASSISTS

Most Assists Overall

Career	814	Gil Perreault (1970-71 to 1986-87)
Season	95	Pat LaFontaine (1992-93)
Game	5	Gil Perreault (2-1-76 at California; 3-9-80 vs. St. Louis; 1-4-84 vs. Winnipeg) Dale Hawerchuk (1-15-92 at New Jersey) Pat LaFontaine (3-19-92 at Los Angeles; 12-31-92 vs. N.Y. Rangers; 2-10-93 at Winnipeg)

Most Consecutive Assists-Scoring Games

Season	11	Gil Perreault (12-23-84 to 1-13-85)
--------	----	-------------------------------------

Most Assists by Left Wing

Career	423	Dave Andreychuk (1982-83 to 1992-93)
Season	51	Dave Andreychuk (1985-86)
Game	5	Dale Hawerchuk (1-15-92 at New Jersey)



Most Assists by Center

Career	814	Gil Perreault (1970-71 to 1986-87)
Season	95	Pat LaFontaine (1992-93)
Game	5	Gil Perreault (2-1-76 at California; 3-9-80 vs. St. Louis; 1-4-84 vs. Winnipeg)
		Pat LaFontaine (3-19-92 at Los Angeles; 12-31-92 vs. N.Y. Rangers; 2-10-93 at Winnipeg)

Most Assists by Right Wing

Career	330	Rene Robert (1971-72 to 1978-79)
Season	60	Rene Robert (1974-75)
Game	4	several times, last Alexander Mogilny (3-30-95 vs. Ottawa)

Most Assists by Defenseman

Career	334	Phil Housley (1982-83 to 1989-90)
Season	60	Phil Housley (1989-90)
Game	4	Bill Hajt (11-13-76 vs. N.Y. Rangers)
		Phil Housley (12-23-89 at Quebec)

POINTS**Most Points Overall**

Career	1,326	Gil Perreault (1970-71 to 1986-87)
Season	148	Pat LaFontaine (1992-93)
Game	7	Gil Perreault (2-1-76 at California)

Most Point-Scoring Games in Succession

Season	18	Gil Perreault (10-24-71 to 12-4-71)
--------	----	-------------------------------------

Most Points by Left Wing

Career	771	Dave Andreychuk (1982-83 to 1992-93)
Season	95	Rick Martin (1974-75)
Game	6	Dave Andreychuk (2-6-86 at Boston)

Most Points by Center

Career	1,326	Gil Perreault (1970-71 to 1986-87)
Season	148	LaFontaine (1992-93)
Game	7	Gil Perreault (2-1-76 at California)

Most Points by Right Wing

Career	552	Rene Robert (1971-72 to 1978-79)
Season	127	Alexander Mogilny (1992-93)
Game	6	Jim Lorentz (12-6-73 vs. N.Y. Rangers)

Most Points by Defenseman

Career	490	Phil Housley (1982-83 to 1989-90)
Season	81	Phil Housley (1989-90)
Game	5	John Van Boxmeer (11-7-81 at N.Y. Islanders)
		Phil Housley (12-23-89 at Quebec)

PENALTY MINUTES**Most Penalty Minutes Overall**

Career	2,529	Rob Ray (1989-90 to 1998-99)
Season	354	Rob Ray (1991-92)
Game	39	Reg Fleming (10-18-70 vs. Pittsburgh)

Most Penalty Minutes by Left Wing

Career	1,746	Rob Ray (1989-90 to 1995-96)
Season	354	Rob Ray (1991-92)
Game	39	Reg Fleming (10-18-70 vs. Pittsburgh)

Most Penalty Minutes by Center

Career	500	Gil Perreault (1970-71 to 1986-87)
Season	120	Benoit Hogue (1988-89)

Most Penalty Minutes by Right Wing

Career	1,450	Mike Foligno (1981-82 to 1990-91)
Season	335	Matthew Barnaby (1995-96)

Most Penalty Minutes by Defenseman

Career	1,390	Larry Playfair (1978-79 to 1985-86; 1988-89 to 1989-90)
Season	258	Larry Playfair (1981-82)

SHOTS ON GOAL**Most Shots on Goal Overall**

Career	2,837	Gil Perreault (1970-71 to 1986-87)
Season	360	Alexander Mogilny (1992-93)
Game	12	Rene Robert (4-1-76 vs. Boston)
		Jim Schoenfeld (12-10-78 vs. Toronto)
		Mike Foligno (3-3-82 vs. Hartford)
		Ken Priestlay (3-4-88 vs. N.Y. Rangers)
		Dave Andreychuk (11-13-92 vs. Hartford)
		Alexander Mogilny (3-16-93 at St. Louis)

Highest Shooting Percentage (50+ Gms)

Season	24.4	Peter McNab (1974-75)
--------	------	-----------------------

PLUS/MINUS**Highest Plus/Minus Rating**

Season	+61	Don Luce (1974-75)
--------	-----	--------------------

SPECIAL TEAMS**Most Power-Play Goals**

Career	153	Dave Andreychuk (1982-83 to 1992-93)
Season	28	Dave Andreychuk (1991-92)
Game	4	Dave Andreychuk (3-19-92 at Los Angeles)

Most Short-Handed Goals

Career	27	Craig Ramsay (1971-72 to 1984-85)
Season	8	Don Luce (1974-75)
Game	2	Don Luce (12-22-74 at Washington)
		Bob Sweeney (4-1-95 at N.Y. Islanders)
		Michael Peca (12-31-97 vs. Ottawa)
		Alexei Zhitnik (3-19-98 vs. Florida)

ROOKIE RECORDS**Most Goals by Rookie**

Season	44	Rick Martin (1971-72)
--------	----	-----------------------

Most Assists by Rookie

Season	47	Phil Housley (1982-83)
--------	----	------------------------

Most Points by Rookie

Season	74	Rick Martin (1971-72)
--------	----	-----------------------

Most Penalty Minutes by Rookie

Season	309	Brad May (1991-92)
--------	-----	--------------------

Fastest Goal by Rookie from Start of First NHL Game

Game	:18	(Danny Gare, 10-10-74 vs. Boston)
------	-----	-----------------------------------

GOALTENDERS**Most Games Played**

Career	389	Dominik Hasek (1992-93 to 1998-99)
Season	72	Don Edwards (1977-78)
		Dominik Hasek (1997-98)

Most Wins

Career	182	Dominik Hasek (1992-93 to 1998-99)
Season	38	Don Edwards (1977-78)

Most Losses

Career	135	Dominik Hasek (1992-93 to 1998-99)
Season	34	Roger Crozier (1971-72)

Most Minutes Played

Career	22,694	Dominik Hasek (1992-93 to 1998-99)
Season	4,220	Dominik Hasek (1997-98)
Game	65	many times, last Dominik Hasek (4-13-99 at Philadelphia)

Lowest Goals Against Avg.

Career	2.24	Dominik Hasek (1992-93 to 1998-99)
Season	1.87	Dominik Hasek (1998-99)

Saves in Complete Game

Most	64	Joe Daley (12-10-70 at Boston)
Fewest	7	Al Smith (3-21-76 vs. Kansas City)

Most Shutouts

Career	41	Dominik Hasek (1992-93 to 1998-99)
Season	13	Dominik Hasek (1997-98)

CAREER POINT LEADERS AGAINST SABRES

Player	Total	Player	Total
Ray Bourque	113	Ray Ferraro	44
x - Michel Goulet	100	Chris Chelios	43
Ron Francis	94	Vincent Damphousse	43
x - Peter Stastny	92	Larry Murphy	43
x - Wayne Gretzky	83	Geoff Courtnall	42
x - Guy Lafleur	74	Doug Gilmour	41
Kevin Dineen	70	Guy Carbonneau	40
x - Phil Esposito	69	Paul Coffey	40
x - Larry Robinson	69	x - Bernie Nicholls	40
x - Marcel Dionne	68	Steve Thomas	38
Joe Sakic	68	Luc Robitaille	37
Steve Yzerman	65	x - Keith Acton	36
Mark Messier	64	x - Neal Broten	36
Stephane Richer	64	x - Steve Kasper	36
x - Bryan Trottier	63	Mark Recchi	36
x - Mario Lemieux	61	x - Sylvain Turgeon	36
x - Jean Ratelle	61	Shayne Corson	35
x - Denis Savard	61	Mats Sundin	35
Dale Hunter	60	Murray Craven	34
Jaromir Jagr	60	x - Dale Hawerchuk	34
Adam Oates	60	x - Dave Taylor	34
Pat Verbeek	58	x - Dean Evason	33
x - Barry Pederson	54	John MacLean	33
x - Bobby Smith	53	x - John Ogrodnick	33
x - Jari Kurri	51	Geoff Sanderson	33
x - Joe Mullen	51	Petr Svoboda	33
Dave Babych	50	Jeff Brown	32
x - Mike Gartner	50	Bob Carpenter	32
x - Cam Neely	48	Craig Janney	32
Kirk Muller	46	x - Glenn Anderson	31
Andrew Cassels	45	Dino Ciccarelli	31
x - Ryan Walter	45	Russ Courtnall	31
Brian Bellows	44		
x - retired			

All-Time Records



ALL-TIME OPPOSING GOALIE WINS

Goaltender	Record
Patrick Roy	23-17-7
x - Mike Liut	22-20-2
x - Dan Bouchard	18-19-10
x - Andy Moog	17-20-5
x - Bernie Parent	17-4-3
x - Tony Esposito	16-16-8
x - Pete Peeters	16-14-2
x - Billy Smith	15-22-5
x - Ron Hexall	15-9-2
x - Ken Dryden	13-8-3
Grant Fuhr	13-9-3
x - Rogie Vachon	12-17-5
Ken Wregget	12-11-2

OTHER ACTIVE LEADERS

Goaltender	Record
Tom Barrasso	11-7-3
Martin Brodeur	10-5-3
Glenn Healy	10-4-2
Ron Tugnutt	10-9-3
Mike Richter	10-10-8
Sean Burke	9-20-5
Curtis Joseph	9-2-2
Mike Vernon	9-8-2
Jon Casey	8-4-4
John Vanbiesbrouck	7-15-5
Bill Ranford	7-12-2
Stephane Fiset	7-7-2
Craig Billington	6-8-3
Mark Fitzpatrick	6-8-2
Chris Terreri	6-1-3

MOST LOSSES

Goaltender	Losses
Billy Smith	22
Jim Rutherford	22

x - retired

OPPONENTS ONE-GAME RECORDS

Most Goals by Opposing Player

Game 4	Rosaire Paiement (2-9-71 at Vancouver)
	Bob Schmautz (11-19-72 at Vancouver)
	Phil Esposito (1-14-73 at Boston)
	Mark Napier (12-3-80 vs. Montreal)
	Wendel Clark (10-11-86 at Toronto)
	Joe Nicuwendyk (12-13-87 vs. Calgary)
	Joe Sakic (4-14-92 at Quebec)
	Brian Bellows (2-27-93 at Montreal)
	Peter Bondra (4-3-96 vs. Washington)
	Jaroslav Svejkovsky (4-13-97 vs. Washington)

Most Assists by Opposing Player

Game 5	Doug Gilmour (11-5-88 at Calgary)
--------	-----------------------------------

Most Points by Opposing Player

Game 6	John Bucyk (12-10-70 at Boston, 2 goals, 4 assists)
	Gary Unger (3-13-71 at St. Louis, 3 goals, 3 assists)
	Bernie Nicholls (11-22-87 vs. Los Angeles, 3 goals, 3 assists)
	Hakan Loob (3-12-88 at Calgary, 3 goals, 3 assists)
	Kevin Dineen (4-15-93 vs. Philadelphia, 3 goals, 3 assists)

Most Saves in Shutout by Opposing Player


Game 39	Glenn Healy (2-4-90 vs. N.Y. Islanders)
	Darcy Wakaluk (2-7-92 vs. Minnesota)

Least Saves in Shutout by Opposing Player

Game 14	Phil Myre (10-15-70 vs. Montreal)
---------	-----------------------------------

The PLAYOFFS

1999-2000



208



209

SABRES ALL-TIME PLAYOFF SCORING

PLAYER	GP	A	G	PTS	PIM
Shawn Anderson	5	0	1	1	4
Mikael Andersson	1	1	0	1	0
Dave Andreychuk	41	12	20	32	32
Scott Arniel	16	2	1	3	13
Mark Astley	2	0	0	0	0
Donald Audette	48	12	17	29	32
Matthew Barnaby	27	7	11	18	79
Stu Barnes	21	7	11	18	79
Tom Barrasso	12	0	0	0	9
Doug Bodger	42	6	18	24	25
Phillippe Boucher	7	1	1	2	2
Bob Boughner	25	0	5	5	24
Ken Breitenbach	8	0	1	1	4
Curtis Brown	13	1	2	3	10
Randy Burridge	12	5	1	6	2
Keith Carney	15	0	6	6	6
Larry Carriere	23	0	3	3	40
Jacques Cloutier	4	0	0	0	0
Real Cloutier	2	0	0	0	0
Bob Corkum	14	2	0	2	6
Roger Crozier	9	0	1	1	2
Randy Cunneyworth	3	0	0	0	0
Paul Cyr	18	3	6	9	21
Mal Davis	7	1	0	1	0
Jason Dawe	22	4	3	7	18
Gerry Desjardins	25	0	0	0	4
Michel Deziel	1	0	0	0	0
Gord Donnelly	4	0	1	1	0
Tom Draper	7	0	0	0	0
Dave Dryden	2	0	0	0	0
Rick Dudley	25	7	2	9	69
Richie Dunn	27	2	14	16	16
Don Edwards	31	0	0	0	7
Bob Errey	4	0	1	1	10
Dave Fenyves	11	0	0	0	9
Lee Fogolin	30	0	6	6	58
Mike Foligno	39	13	11	24	143
Lou Franceschetti	6	1	0	1	2
Grant Fuhr	8	0	0	0	2
Garry Galley	17	0	9	9	18
Danny Gare	57	23	21	44	147
Clark Gillies	5	0	1	1	25
Norm Gratton	6	0	1	1	2
Michal Grosseck	40	9	11	20	64
Jocelyn Guevremont	40	4	17	21	18
Bill Hajt	80	2	16	18	70
Bob Halkidis	8	0	0	0	41
Kevin Haller	6	1	4	5	10
Gilles Hamel	18	2	5	7	8
Dave Hannan	27	4	3	7	28
Hugh Harris	3	0	0	0	0
Paul Harrison	1	0	0	0	0
Mike Hartman	19	0	0	0	104
Dominik Hasek	50	0	2	2	8
Dale Hawerchuk	30	9	25	34	16
Alan Haworth	10	4	5	9	4
Larry Hillman	6	0	0	0	8
Benoit Hogue	13	3	1	4	37
Brian Holzinger	52	11	18	29	61
Tim Horton	6	0	1	1	4
Bill Houlder	8	0	2	2	4
Phil Housley	35	10	17	27	22
Charlie Huddy	3	0	0	0	0
Val James	3	0	0	0	0
Calle Johansson	6	0	1	1	0
Joe Juneau	20	3	8	11	10
Dean Kennedy	8	1	2	3	29
Yuri Khmylev	20	7	5	12	20
Jerry Korab	46	7	14	21	69
Joe Kowal	2	0	0	0	0
Uwe Krupp	23	1	2	3	29
Paul Kruse	11	1	0	1	8
Pat LaFontaine	19	12	15	27	6
Yvon Lambert	4	3	0	3	2
Grant Ledyard	19	4	5	9	20
Jim Lorentz	35	11	9	20	22
Don Luce	62	17	19	36	46
Kevin Maguire	10	0	0	0	86
Clint Malarchuk	5	0	1	1	2
Dave Maloney	1	0	0	0	0
Rick Martin	62	24	29	53	74
Terry Martin	11	2	2	4	10
Brad May	36	3	8	11	59
Gary McAdam	15	3	2	5	7
Rob McClanahan	15	0	2	2	17
Dale McCourt	14	5	5	10	4
Paul McIntosh	2	0	0	0	7
Jay McKee	25	0	3	3	13
Tony McKegney	38	11	9	20	10
Sean McKenna	8	1	1	2	2
Peter McNab	25	2	6	8	4
Gerry Meehan	6	0	1	1	0
Larry Mickey	6	1	0	1	5
Alexander Mogilny	31	14	16	30	18
Mike Moller	3	0	1	1	0
Randy Moller	14	0	2	2	16
Bob Mongrain	11	1	2	3	2
Craig Muni	12	0	1	1	6
Phil Myre	1	0	0	0	0
Mark Napier	9	1	3	4	0
Gates Orlando	5	0	4	4	14
Jeff Parker	5	0	0	0	26
James Patrick	20	0	1	1	12
Steve Patrick	8	0	1	1	6
Colin Patterson	13	1	1	2	2
Scott Pearson	5	0	0	0	4
Michael Peca	44	8	12	20	34
Gil Perreault	90	33	70	103	44
Brent Peterson	22	2	3	5	50
Derek Plante	30	5	9	14	14
Larry Playfair	40	0	6	6	97
Tracy Pratt	6	0	0	0	6
Wayne Presley	27	9	5	14	42
Ken Priestlay	14	0	0	0	21
Wayne Primeau	42	4	7	11	18
Daren Puppa	5	0	0	0	0
Bill Stewart	9	0	3	3	0
Ken Sutton	25	3	4	7	14
Petr Svoboda	10	1	4	5	10
Bob Sweeney	14	2	2	4	12
Dean Sylvester	4	0	0	0	2
Tony Tanti	12	2	3	5	12
Paul Terbenche	6	0	0	0	0
Alex Tidey	2	0	0	0	0
Andrei Trefilov	1	0	0	0	0
John Tucker	17	9	11	20	18
Pierre Turgeon	23	12	13	25	14
John Van Boxmeer	35	5	14	19	35
Vaclav Varada	36	8	8	16	32
Rick Vaive	17	7	5	12	20
Hannu Virta	17	1	3	4	6
Darcy Wakaluk	2	0	0	0	2
Dixon Ward	48	12	16	28	44
Rhett Warrenre	20	1	3	4	32
Jay Wells	7	0	1	1	12
Jim Wiemer	1	0	0	0	0
Mike Wilson	25	0	2	2	15
Randy Wood	21	3	5	8	10
Jason Woolley	36	6	20	26	22
Alexei Zhitnik	53	5	15	20	118

Note: Michel Deziel is the only Sabre to have played in a playoff game without participating in a regular season game.

SABRES ALL-TIME PLAYOFF GOALTENDING STATISTICS

PLAYER	GP	MIN	GA	EN	SO	AVG.	W	L
Dominik Hasek	50	3156	105	3	5	2.00	29	20
Paul Harrison	1	26	1	0	0	2.31	0	0
Jacques Cloutier	4	238	10	1	1	2.52	1	3
Tom Draper	7	433	19	0	1	2.63	3	4
Steve Shields	10	570	26	3	1	2.74	4	6
Roger Crozier	9	541	25	1	0	2.77	5	4
Bob Sauve	23	1268	59	1	4	2.79	13	9
Don Edwards	31	1859	98	3	1	3.16	13	18
Darcy Wakaluk	2	37	2	0	0	3.24	0	1
Gerry Desjardins	25	1382	75	1	0	3.25	11	11
Grant Fuhr	8	474	27	0	1	3.42	3	4
Al Smith	1	17	1	0	0	3.53	0	0
Daren Puppa	11	593	36	2	0	3.64	3	6
Tom Barrasso	12	663	46	1	0	4.16	3	8
Clint Malarchuk	5	305	22	0	0	4.33	2	3
Dave Dryden	2	120	9	0	0	4.50	0	2
Phil Myre	1	57	7	0	0	7.37	0	0
Andrei Trefilov	1	13	0	0	0	0.00	0	0



BUFFALO SABRES FINAL 1999 PLAYOFF STATS

POS	NO.	PLAYER	GP	G	A	PTS	+/-	PIM	PP	SH	GW	GT	S	PCTG
D	5	JASON WOOLLEY	21	4	11	15	0	10	2	0	1	1	43	9.3
D	44	ALEXEI ZHITNIK	21	4	11	15	6	52	4	0	2	0	58	6.9
C	37	CURTIS BROWN	21	7	6	13	3	10	3	0	3	0	34	20.6
C	27	MICHAEL PECA	21	5	8	3	1	18	2	1	0	0	37	13.5
R	15	DIXON WARD	21	7	5	12	6	32	0	2	3	0	38	18.4
C	90	JOE JUNEAU	20	3	8	11	2	10	0	1	0	0	29	10.3
C	41	STU BARNES	21	7	3	10	1	6	4	0	1	0	30	23.3
L	80	GEOFF SANDERSON	19	4	6	10	5	14	0	0	1	0	53	7.5
R	25	VACLAV VARADA	21	5	4	9	2	14	1	0	0	0	38	13.2
L	81	MIROSLAV SATAN	12	3	5	8	3	2	1	0	1	1	25	12.0
C	19	BRIAN HOLZINGER	21	3	5	8	1	33	1	0	0	0	32	9.4
C	22	WAYNE PRIMEAU	19	3	4	7	0	6	1	0	0	0	22	13.6
C	9	*ERIK RASMUSSEN	21	2	4	6	2	18	0	0	1	0	23	8.7
D	4	RHEIT WARRENER	20	1	3	4	12	32	0	0	0	0	21	4.8
L	18	MICHAL GROSEK	13	0	4	4	1	28	0	0	0	0	20	.0
D	42	RICHARD SMEHLIK	21	0	3	3	4	10	0	0	0	0	20	.0
D	74	JAY MCKEE	21	0	3	3	13	24	0	0	0	0	13	.0
R	32	ROB RAY	5	1	0	1	1	0	0	0	1	0	1	100.0
G	39	DOMINIK HASEK	19	0	1	1	0	8	0	0	0	0	0	.0
D	3	JAMES PATRICK	20	0	1	1	6	12	0	0	0	0	11	.0
D	8	DARRYL SHANNON	2	0	0	0	1	0	0	0	0	0	7	.0
L	17	RANDY CUNNEYWORTH	3	0	0	0	1	0	0	0	0	0	2	.0
R	46	*DEAN SYLVESTER	4	0	0	0	1	2	0	0	0	0	2	.0
G	30	DWAYNE ROLOSON	4	0	0	0	0	0	0	0	0	0	0	.0
L	24	PAUL KRUSE	10	0	0	0	0	4	0	0	0	0	0	.0

NO.	GOALTENDER	GPI	MINS	AVG	W	L	EN	SO	GA	SA	SV %	G	A	PIM
39	DOMINIK HASEK	19	1217	1.77	13	6	2	2	36	587	.939	0	1	8
30	DWAYNE ROLOSON	4	139	4.32	1	1	1	0	10	67	.851	0	0	0
BUF TOTALS		21	1361	2.16	14	7	3	2	49	657	.925			

* - rookie

BUFFALO SABRES 1999 GAME-BY-GAME PLAYOFF STATS

Game	#3 Patrick	#4 Warrenner	#5 Woolley	#8 Shannon	#9 Rasmussen	#15 Ward	#17 Cunneyworth	#18 Grosk	#19 Holzinger	#22 Primeau	#24 Kruse	#25 Varada	#27 Peca
421 @ OTT	DNP	0-10-0+1	0-0-0-0	0-0-0-1	0-0-0-1	0-0-2-1	ROCH	0-0-0-0	0-0-0-3	0-0-0-0	0-0-0-0	0-1-2-1+1	1-1-2-2+1
423 @ OTT	0-0-0-0+1	0-0-2-2	0-10-4+1	DNP	0-0-2-3	E	0-0-2-2	E	ROCH	0-0-4-0	E	0-0-2-0	E
425 vs. OTT	0-14-0+1	0-0-0-0+1	0-20-1+1	DNP	0-0-0-0	E	1-0-2-2+1	E	ROCH	0-0-0-6+1	E	2-0-0-3+1	E
427 vs. OTT	0-0-0-3-1	0-0-2-2+2	0-0-0-3-1	DNP	1-0-2-2	E	0-20-3+2	E	ROCH	1-0-2-1-1	E	0-0-0-0	E
5/6 @ BOS	0-0-0-0+1	0-0-0-3-1	1-10-4	E	DNP	0-0-1-1	0-0-2-0+1	E	ROCH	0-1-4-1-1	E	0-0-2-0-1	E
5/9 @ BOS	0-0-0-0	0-0-1-4+1	0-10-4	E	DNP	0-0-2-0	1-0-2-2+1	E	ROCH	0-0-1-1	E	0-0-2-2+1	E
5/12 vs. BOS	0-0-0-0	1-0-0-2+1	1-0-5	E	DNP	0-0-1-1	1-10-1+2	E	ROCH	0-10-1-4	E	0-0-2-1	E
5/14 vs. BOS	0-0-2-0	0-0-6-1+1	0-1-2-3	E	DNP	0-0-0-0	0-10-8+1	E	ROCH	0-0-1-1	E	0-0-0-3	E
5/16 @ BOS	0-0-0-0+2	0-0-1-2	0-0-0-1	E	DNP	0-10-1+1	0-0-2-1	E	ROCH	0-0-2-1	E	0-0-0-1	E
5/18 vs. BOS	0-0-0-1	0-0-0-0	0-0-0-1	E	DNP	0-10-2+2	0-0-2-1	E	ROCH	DNP	0-0-0-1	E	1-0-2-1+1
5/23 @ TOR	0-0-0-0	0-0-1-1	1-10-4-2	DNP	0-0-2-1	0-0-2-0	2	E	ROCH	DNP	0-1-1-3	E	0-10-2
5/25 @ TOR	0-0-0-0-1	0-0-1-1	1-10-4-2	DNP	0-0-1-0	0-0-0-0	0-0-0-0	E	ROCH	0-0-1-1	E	0-0-0-0	E
5/27 vs. TOR	0-0-2-0-1	0-0-1-2+3	0-0-1-1	E	DNP	0-0-1-0	0-0-0-0	E	ROCH	0-0-1-1	E	0-0-0-0	E
5/29 vs. TOR	0-0-0-0+2	0-0-0-0+3	0-10-4-2	DNP	0-0-2-2+1	1-0-4-5+1	E	ROCH	0-0-2-1+1	E	1-0-0-1+1	E	0-0-0-0
6/8 @ DAL	0-0-0-0	0-20-0+2	0-10-2	E	DNP	1-0-2-1	1-0-3-3+1	E	ROCH	1-0-0-1+1	E	0-2-2-2+1	E
6/10 @ DAL	0-0-0-1	0-0-0-1	1-0-1+1	E	DNP	0-0-0-0	0-0-2-1	E	ROCH	0-0-0-0	E	0-0-2-1	E
6/12 vs. DAL	0-0-0-0	0-1-2-4	0-0-0-1	E	DNP	0-0-0-0	0-0-0-0	E	ROCH	0-0-0-0	E	0-0-0-0	E
6/15 vs. DAL	0-0-0-0+1	0-0-2-0+1	0-0-2-1	E	DNP	0-0-1-1	1-0-4-1+1	E	ROCH	0-0-2-1+1	E	0-0-2-1	E
6/17 @ DAL	0-0-0-1	0-0-4-3	0-0-2-0	E	DNP	0-0-0-0	0-0-0-0	E	ROCH	0-0-0-0	E	0-0-2-1	E
6/19 vs. DAL	0-0-0-4+1	0-0-2	0-0-0-2	E	DNP	0-0-0-1	0-0-0-3	E	ROCH	0-0-0-2	E	0-10-2	E
Game	#32 Ray	#34 Grand-Pierre	#37 Brown	#41 Barnes	#42 Smeblik	#44 Zaitnik	#46 Sylvester	#74 McKee	#80 Sanderson	#81 Satan	#90 Juneau		
421 @ OTT	DNP	1-0-0-2	E	0-0-2-0	E	0-0-0-0	E	0-1-2-0	E	ROCH	0-0-2-1+1	0-0-2-2	E
423 @ OTT	DNP	DNP	0-1-2-3+2	0-0-0-0	E	0-0-2-3+1	0-0-0-7+1	ROCH	0-0-2-1	E	0-0-0-1	E	2-10-5+2
425 vs. OTT	DNP	DNP	0-0-0-0	E	0-0-0-0	E	0-0-0-0	E	ROCH	0-0-2-1+1	0-0-0-2	E	0-0-2-2
427 vs. OTT	DNP	DNP	0-0-0-1-2	0-0-0-0	E	0-0-0-1	-1	0-0-3-1	0-0-0-0	-1	0-0-0-0	-1	0-1-2-0
5/6 @ BOS	0-0-0-0	E	0-0-0-4	E	0-0-1-1	-1	0-0-1-1	E	ROCH	0-0-2-1	-1	0-0-2-3	-1
5/9 @ BOS	DNP	DNP	1-10-2+1	0-0-2-2	E	0-0-2-2+1	0-1-4-3	E	ROCH	0-1-2-0	+2	0-1-0-0	+1
5/12 vs. BOS	DNP	DNP	0-0-0-1+1	0-0-0-0	E	0-0-0-2	E	0-0-1-1	E	ROCH	0-0-0-0	+1	0-1-2-3+1
5/14 vs. BOS	DNP	DNP	0-1-4-1	E	0-0-0-5	E	0-0-0-1	+1	1-1-2-3	-1	ROCH	0-0-1-1	0-1-2-3+1
5/16 @ BOS	DNP	DNP	1-0-0-1	E	0-1-2-2	-2	0-0-1-1	-1	0-1-2-5	-3	ROCH	0-0-2-1	0-0-2-4
5/18 vs. BOS	DNP	DNP	1-0-0-1	E	0-0-1-1	E	0-0-1-1	E	0-1-6	+1	0-0-2-2	E	0-0-0-0
5/23 @ TOR	0-0-0-0	E	1-10-1+2	1-0-1	E	0-0-1+2	0-10-3+2	0-0-0	E	0-0-2-0	+1	1-10-7+2	0-10-7+2
5/25 @ TOR	DNP	DNP	0-0-0-2	-2	2-10-4-3	0-0-2-3	0-1-4-3	-3	0-0-0	-1	0-0-1	-2	0-10-3
5/27 vs. TOR	DNP	DNP	1-0-0-2	+1	1-0-1-1	0-0-0-1	E	0-1-4	-2	E	ROCH	0-1-10-0+3	0-0-0-1
5/29 vs. TOR	DNP	DNP	0-1-2-2	E	0-10-0+2	0-0-0	E	0-0-2	-2	E	ROCH	0-10-0+3	2-0-2+2
6/8 @ DAL	1-0-0-1	+1	DNP	1-0-0-2	E	0-0-0-0	+1	0-0-2	+1	E	ROCH	0-10-0+1	0-0-0-1
6/10 @ DAL	DNP	DNP	0-10-3	+1	1-0-0-2	+1	0-2-0	E	0-1-4	-1	E	ROCH	0-0-2-0
6/12 vs. DAL	DNP	DNP	0-0-0-4	-2	0-0-0-1	-1	0-0-2	-1	0-0-8	-3	ROCH	0-0-1-1	0-0-0-1
6/15 vs. DAL	DNP	DNP	0-0-0-1	E	1-0-0-2	+1	0-10-0	E	0-0-2	-2	E	ROCH	0-0-1-1
6/17 @ DAL	DNP	DNP	0-0-0-1	E	0-0-0-0	+1	0-0-0	-1	0-0-2	-2	E	ROCH	0-0-0-1
6/19 vs. DAL	DNP	DNP	0-0-0-1	E	0-0-0-1	E	0-0-0-3	-1	0-0-2	-1	E	ROCH	0-0-1-1
Game	#30 Roloson	#39 Hasek	#43 Birn										
421 @ OTT	DNP	41-40-0-0-0	ROCH										
423 @ OTT	DNP	47-45-0-0-34	ROCH										
425 vs. OTT	DNP	31-31-0-0-59	55	ROCH									
427 vs. OTT	DNP	43-40-0-0-60	0	ROCH									
5/6 @ BOS	DNP	21-18-1-0-59	26	ROCH									
5/9 @ BOS	DNP	29-28-0-0-60	0	ROCH									
5/12 vs. BOS	DNP	21-19-0-0-60	0	ROCH									
5/14 vs. BOS	DNP	24-24-0-0-60	0	ROCH									
5/16 @ BOS	8-7-0-19	16	26-22-0-0-59	58	ROCH								
5/18 vs. BOS	DNP	25-23-0-0-60	0	ROCH									
5/23 @ TOR	32-28-0-0-60	0	0	DNP									
5/25 @ TOR	27-22-1-0-59	51	26-24-0-0-59	44	ROCH								
5/27 vs. TOR	0-0-0-0	13	33-31-0-0-60	0	ROCH								
5/29 vs. TOR	DNP	22-20-0-0-59	53	ROCH									
5/31 @ TOR	DNP	37-35-0-0-54	24	ROCH									
6/8 @ DAL	DNP	30-27-0-0-59	26	ROCH									
6/10 @ DAL	DNP	29-27-0-0-58	54	ROCH									
6/12 vs. DAL	DNP	31-30-0-0-59	58	DNP									
6/15 vs. DAL	DNP	21-19-0-0-59	07	DNP									
6/17 @ DAL	DNP	50-48-0-0-114	49	DNP									

SKATERS KEY: Goals-Assists/PIM-Shots Plus/Minus
GOALIES KEY: Shots-Saves-Empty Net Goals/Minutes Played
ABBREVIATIONS: DNP - Did Not Play (Healthy Scratch or Backup)
 INJ - Injured or Illness
 ROCH - Rochester (with AHL Affiliate)

BUFFALO SABRES 1999 POSTSEASON SCORES

NO.	DATE	OPP.	SCORE	W/L	REC.	PP	PK	GOALIE	ATT.	GOALS by UNIF.	
										(in order scored)	
1.	4/21	@ Ottawa	2-1	W	1-0	1-3	1-9	Hasek	18,500	27,37(d)	
2.	4/23	@ Ottawa	3-2 *	W	2-0	1-7	2-9	Hasek	18,500	90,81,81(d)	
3.	4/25	Ottawa	3-0	W	3-0	1-5	0-4	Hasek	18,595	15(d),19,19	
4.	4/27	Ottawa	4-3	W	4-0	1-3	0-5	Hasek	18,595	9,25,25,44(d)	
5.	5/6	@ Boston	2-4	L	4-1	1-3	2-5	Hasek	17,565	44,5	
6.	5/9	@ Boston **	3-1	W	5-1	1-6	1-9	Hasek	17,565	27,37(d),15(en)	
7.	5/12	Boston	3-2	W	6-1	1-5	1-4	Hasek	18,595	5,4,15(d)	
8.	5/14	Boston	3-0	W	7-1	1-6	0-7	Hasek	18,595	44(d),25,27(sh)	
9.	5/16	@ Boston **	3-5	L	7-2	1-3	0-5	Hasek/ Roloson	17,565	37,22,90	
10.	5/18	Boston	3-2	W	8-2	1-3	1-5	Hasek	18,595	27,22,37(d)	
11.	5/23	@ Toronto **	5-4	W	9-2	1-4	3-9	Roloson	18,800	25,15,41,37,81(d)	
12.	5/25	@ Toronto	3-6	L	9-3	3-5	0-5	Roloson	18,800	5,41,41	
13.	5/27	Toronto	4-2	W	10-3	1-8	1-4	Hasek/ Roloson	18,595	81,90(sh),41(d),37(en)	
14.	5/29	Toronto	5-2	W	11-3	0-4	1-5	Hasek	18,595	15(sh),19,32(d),80,80	
15.	5/31	@ Toronto	4-2	W	12-3	1-4	1-7	Hasek	18,800	37,25,9(d),15(sh/en)	
16.	6/8	@ Dallas	3-2 *	W	13-3	1-4	1-10	Hasek	17,001	41,22,5(d)	
17.	6/10	@ Dallas	2-4	L	13-4	2-4	0-6	Hasek	17,001	27,44	
18.	6/12	Dallas	1-2	L	13-5	0-8	0-2	Hasek	18,595	41	
19.	6/15	Dallas	2-1	W	14-5	0-5	1-3	Hasek	18,595	80,15(d)	
20.	6/17	@ Dallas	0-2	L	14-6	0-3	1-3	Hasek	17,001	—	
21.	6/19	Dallas	1-2**	L	14-7	0-2	0-2	Hasek	18,595	41	

Key: power-play goals underlined (sh) short-handed goal (d) deciding goal
(en) empty net goal (t) game-tying goal

* - afternoon game ** - overtime decision

Note: All playoff games under two referee system

Playoff Attendance Breakdown

Home (10 games) 185,950 (18,595 avg.) - 10 sellouts
Away (11 games) 197,098 (17,918 avg.)

SABRES FACT

The Sabres named Michael Peca the team's 11th player to wear the captain's "C" on November 6, 1997. Actually, the team's 12th player also came from the 1997-98 season, as Donald Audette wore the "C" at Montreal on April 18, 1998, with Peca out injured (knee). Buffalo's former captains were Floyd Smith (1970-71), Gerry Meehan (1971-72 to 1973-74), Jim Schoenfeld (1974-75 to 1976-77), Danny Gare (1977-78 to 1981-82), Gil Perreault (1981-82 to 1986-87), Lindy Ruff (1986-87 to 1988-89), Mike Foligno (1988-89 to 1990-91), Mike Ramsey (1/91 to 10/92) and Pat LaFontaine (10/92 to 4/97). Alexander Mogilny served as captain following a season-ending injury to LaFontaine in 1993-94 (11/15/93 to 4/29/94).

1998-99 PLAYOFFS - Eastern Quarter Finals



OTTAWA SENATORS VS. BUFFALO SABRES



Summary: Won-4 Lost-0

At	Score	Attend.	Goaltenders	W/T Goal
April 25, 1999	SABRES 3 SENATORS 0	18,595	HASEK/RHODES	DIXON WARD
April 27, 1999	SABRES 4 SENATORS 3	18,595	HASEK/TUGNUTT	ALEXEI ZHITNIK

At	Score	Attend.	Goaltenders	W/T Goal
April 21, 1999	SABRES 2 SENATORS 1	18,500	HASEK/TUGNUTT	CURTIS BROWN
April 23, 1999	SABRES 3 SENATORS 2	18,500	HASEK/RHODES	MIROSLAV SATAN

Goals by Period:	1st	2nd	3rd	OT	Total	Shots by Period:	1st	2nd	3rd	OT	Total
SABRES	5	4	2	1	12	SABRES	35	28	26	17	106
SENATORS	1	4	1	0	6	SENATORS	48	47	52	15	162

Individual Scoring

SABRES	GP	G	A	TP	+	-	PP	PP	SH	GW	GT	EN	S	Pctg	SENATORS	GP	G	A	TP	+	-	PP	PP	SH	GW	GT	EN	S	Pctg
MICHAEL PECA	4	1	5	6	4	4	0	0	0	0	0	0	8	12.5	NELSON EMERSON	4	1	3	4	0	0	0	0	0	0	0	12	8.3	
VACLAV VARADA	4	2	3	5	4	2	0	0	0	0	0	0	9	22.2	DANIEL ALFREDSSON	4	1	2	3	1	-	4	1	0	0	0	0	13	7.7
JOE JUNEAU	3	1	3	4	2	0	0	0	0	0	0	0	4	25.0	WADE REDDEN	4	1	2	3	1	-	2	1	0	0	0	0	11	9.1
MIROSLAV SATAN	3	2	1	3	2	0	1	0	1	1	0	0	8	25.0	SHAWN MCEACHERN	4	2	0	2	1	6	1	0	0	0	0	11	18.2	
DIXON WARD	4	1	2	3	4	6	0	0	1	0	0	0	8	12.5	JASON YORK	4	1	1	2	1	-	4	0	0	0	0	0	12	8.3
JASON WOOLLEY	4	0	3	3	1	0	0	0	0	0	0	0	8	0	MARIAN HOSSA	4	0	2	1	4	0	0	0	0	0	11	0		
BRIAN HOLZINGER	4	2	0	2	1	2	1	0	0	0	0	0	6	33.3	MAGNUS ARVEDSSON	3	0	1	1	1	-	2	0	0	0	0	0	8	0
CURTIS BROWN	4	1	1	2	2	1	0	1	0	0	0	0	6	16.7	ANDREAS DACKELL	4	0	1	1	3	-	0	0	0	0	0	0	3	0
ALEXEI ZHITNIK	4	1	1	2	8	1	0	1	0	0	0	13	7.7	TED DONATO	1	0	0	0	0	0	0	0	0	0	0	0	0	0	0
WAYNE PRIMEAU	4	0	2	2	0	0	0	0	0	0	0	0	5	0	BILL BERG	2	0	0	0	0	0	0	0	0	0	0	0	0	0
ERIK RASMUSSEN	4	1	0	1	2	0	0	0	0	0	0	0	6	16.7	A. JOHANSSON	2	0	0	3	-	0	0	0	0	0	0	4	0	
JAMES PATRICK	3	0	1	1	1	4	0	0	0	0	0	0	3	0	LANCE PITLUCK	2	0	0	1	-	0	0	0	0	0	0	2	0	
MICHAEL GROSEK	4	0	1	1	10	0	0	0	0	0	0	0	8	0	BRUCE GARDINER	3	0	0	0	0	0	0	0	0	0	0	4	0	
RHETT WARRENER	4	0	1	1	4	4	0	0	0	0	0	0	4	0	CHRIS PHILLIPS	3	0	0	1	-	0	0	0	0	0	0	1	0	
DARRYL SHANNON	1	0	0	0	0	0	0	0	0	0	0	0	1	0	RADEK BONK	4	0	0	1	-	6	0	0	0	0	0	8	0	
DEAN SYLVESTER	1	0	0	0	1	-	0	0	0	0	0	0	0	0	IGOR KRAVCHUK	4	0	0	5	-	0	0	0	0	0	0	12	0	
GEOFF SANDERSON	2	0	0	0	2	0	0	0	0	0	0	0	3	0	JANNE LAUKKANEN	4	0	0	1	4	0	0	0	0	0	0	8	0	
PAUL KRUSE	3	0	0	0	1	2	0	0	0	0	0	0	0	0	VACLAV PROSPAL	4	0	0	2	-	0	0	0	0	0	0	6	0	
STU BARNES	4	0	0	0	2	0	0	0	0	0	0	0	0	0	SAMI SALO	4	0	0	3	-	0	0	0	0	0	0	10	0	
DOMINIK HASEK	4	0	0	0	2	0	0	0	0	0	0	0	0	0	SHAUN VAN ALLEN	4	0	0	0	1	-	0	0	0	0	0	2	0	
JAY MCKEE	4	0	0	0	4	6	0	0	0	0	0	0	3	0	ALEXEI YASHIN	4	0	0	0	4	-	0	0	0	0	0	24	0	
RICHARD SMEHLIK	4	0	0	0	2	0	0	0	0	0	0	0	3	0															

Power-play: 4-18 22.2%
Penalty killing: 24-27 88.9%

Power-play: 3-27 11.1%
Penalty killing: 14-18 77.8%

Goaltending

SABRES	GP	MIN	GA	Avg	EN	SO	W	L	T	Shots	Save%	SENATORS	GP	MIN	GA	Avg	EN	SO	W	L	T	Shots	Save%
DOMINIK HASEK	4	270	6	1.3	0	1	4	0	0	162	.963	RDN TUGNUTT	2	118	6	3.1	0	0	0	2	0	41	.854
												DAMIAN RHODES	2	150	6	2.4	0	0	0	2	0	65	.908

Playoffs



1998-99 PLAYOFFS - Semi Finals



BOSTON BRUINS VS. BUFFALO SABRES



Summary: Won- 4 Lost- 2

At	Score	Attend.	Goaltenders	W/T Goal
May 12, 1999	SABRES 3 BRUINS 2	18,595	HASEK/ DAFOE	DIXON WARD
May 14, 1999	SABRES 3 BRUINS 0	18,595	HASEK/ DAFOE	ALEXEI ZHITNIK
May 18, 1999	SABRES 3 BRUINS 2	18,595	HASEK/ DAFOE	CURTIS BROWN
At	Score	Attend.	Goaltenders	W/T Goal
May 6, 1999	SABRES 2 BRUINS 4	17,565	HASEK/ DAFOE	JOE THORNTON
May 9, 1999	SABRES 3 BRUINS 1	17,565	HASEK/ DAFOE	CURTIS BROWN
May 16, 1999	SABRES 3 BRUINS 5	17,565	HASEK, ROLOSON/ DAFOE	DMITRI KHRISTICH

Goals by Period:	1st	2nd	3rd	OT	Total	Shots by Period:	1st	2nd	3rd	OT	Total
SABRES	5	5	7	0	17	SABRES	62	48	57	0	167
BRUINS	5	5	4	0	14	BRUINS	48	49	58	0	155

Individual Scoring

SABRES	GP	G	A	TP	+/ -	PP	SH	GW	GT	EN	S	Pctg	BRUINS	GP	G	A	TP	+/ -	PP	SH	GW	GT	EN	S	Pctg
ALEXEI ZHITNIK	6	2	4	6	1-	14	2	0	1	0	0	17	11.8												
CURTIS BROWN	6	3	2	5	2	4	2	0	2	0	0	10	30.0												
MICHAEL PECA	6	3	2	5	1	8	1	1	0	0	0	11	27.3												
JASON WOOLLEY	6	2	3	5	2	1	0	0	0	0	0	17	11.8												
JOE JUNEAU	6	1	4	5	2-	4	0	0	0	0	0	9	11.1												
DIXON WARD	6	2	2	4	3	4	0	1	0	1	15	13.3													
GEOFF SANDERSON	6	0	4	4	2	6	0	0	0	0	0	13	.0												
WAYNE PRIMEAU	6	2	0	2	1	2	0	0	0	0	0	7	28.6												
VACLAV VARADA	6	1	1	2	1	4	0	0	0	0	0	13	7.7												
MICHAL GROSEK	5	0	2	2	2-	4	0	0	0	0	0	9	.0												
ERIK RASMUSSEN	6	0	2	2	1	2	0	0	0	0	0	5	.0												
RHETT WARRENER	6	1	0	1	6	0	0	0	0	0	0	8	12.5												
STU BARNES	6	0	1	1	3-	4	0	0	0	0	0	11	.0												
JAY MCKEE	6	0	1	1	4	4	0	0	0	0	0	4	.0												
ROB RAY	1	0	0	0	0	0	0	0	0	0	0	0	.0												
DEAN SYLVESTER	1	0	0	0	2	0	0	0	0	0	0	2	.0												
PAUL KRUSE	5	0	0	0	2	0	0	0	0	0	0	0	.0												
DOMINIK HASEK	6	0	0	0	2	0	0	0	0	0	0	0	.0												
BRIAN HOLZINGER	6	0	0	0	1-	6	0	0	0	0	0	7	.0												
JAMES PATRICK	6	0	0	0	3	2	0	0	0	0	0	1	.0												
RICHARD SMEHLIK	6	0	0	0	4	0	0	0	0	0	0	8	.0												
Power-play: 6-26 23.1% Penalty killing: 30-35 85.7%																									
JASON ALLISON	6	2	3	5	1	0	1	0	0	0	0	14	14.3												
JOE THORNTON	6	2	2	4	2-	2	1	0	1	0	0	8	25.0												
RAY BOURQUE	6	0	4	4	2-	12	0	0	0	0	0	19	.0												
DMITRI KHRISTICH	6	3	0	3	1	0	0	1	0	1	11	27.3													
STEVE HEINZE	6	2	1	3	4-	0	2	0	0	0	0	10	20.0												
KYLE MCLAREN	6	0	3	3	3	8	0	0	0	0	0	14	.0												
TIM TAYLOR	6	0	3	3	1	4	0	0	0	0	0	7	.0												
DON SWEENEY	5	2	0	2	4	1	0	0	0	0	0	7	28.6												
MATTHIAS TIMANDER	2	1	1	2	2	0	0	0	0	0	0	3	33.3												
SERGEI SAMSONOV	5	1	1	2	4	0	0	0	0	0	0	5	20.0												
ANSON CARTER	6	1	1	2	4-	0	0	0	0	0	0	9	11.1												
DARREN VAN IMPE	5	0	2	2	2-	0	0	0	0	0	0	5	.0												
P.J. AXELSSON	6	0	1	1	3-	2	0	0	0	0	0	7	.0												
GRANT LEDYARD	1	0	0	0	2	0	0	0	0	0	0	1	.0												
ERIC NICKULAS	1	0	0	0	2	0	0	0	0	0	0	0	.0												
KEN BAUMGARTNER	2	0	0	0	0	0	0	0	0	0	0	0	.0												
LANDON WILSON	4	0	0	0	1-	6	0	0	0	0	0	7	.0												
DAVE ELLETT	5	0	0	0	4	0	0	0	0	0	0	2	.0												
SHAWN BATES	6	0	0	0	2-	2	0	0	0	0	0	6	.0												
KEN BELANGER	6	0	0	0	1	10	0	0	0	0	0	5	.0												
ROB DIMAIO	6	0	0	0	6	0	0	0	0	0	0	10	.0												
HAL GILL	6	0	0	0	4-	6	0	0	0	0	0	5	.0												
Power-play: 5-35 14.3% Penalty killing: 20-26 76.9%																									

Goaltending

SABRES	GP	MIN	GA	Avg	EN	SO	W	L	T	Shots	Save%	BRUINS	GP	MIN	GA	Avg	EN	SO	W	L	T	Shots	Save%
DOMINIK HASEK	6	339	12	2.1	1	1	4	2	0	146	.918	BYRON DAFOE	6	357	16	2.7	1	0	2	4	0	166	.904
DWAYNE ROLOSON	1	19	1	3.2	0	0	0	0	0	8	.875												

1998-99 PLAYOFFS - Eastern Conference Final



TORONTO MAPLE LEAFS VS. BUFFALO SABRES



Summary: Won- 4 Lost- 1

At	Score	Attend.	Goaltenders	W/T Goal
May 27, 1999	SABRES 4 MAPLE LEAFS 2	18,595	HASEK, ROLOSON/ JOSEPH	STU BARNES
May 29, 1999	SABRES 5 MAPLE LEAFS 2	18,595	HASEK/ HEALY, JOSEPH	ROB RAY
At	Score	Attend.	Goaltenders	W/T Goal
May 23, 1999	SABRES 5 MAPLE LEAFS 4	18,800	ROLOSON/ JOSEPH	GEOFF SANDERSON
May 25, 1999	SABRES 3 MAPLE LEAFS 6	18,800	ROLOSON/ JOSEPH	YANIC PERREAULT
May 31, 1999	SABRES 4 MAPLE LEAFS 2	18,800	HASEK/ JOSEPH	ERIK RASMUSSEN

Goals by Period:	1st	2nd	3rd	OT	Total	Shots by Period:	1st	2nd	3rd	OT	Total
SABRES	3	11	7	0	21	SABRES	41	53	40	0	134
MAPLE LEAFS	4	6	6	0	16	MAPLE LEAFS	37	50	54	0	141

Individual Scoring

SABRES	GP	G	A	TP	+/ -	PP	SH	GW	GT	EN	S	Pctg	MAPLE LEAFS	GP	G	A	TP	+/ -	PP	SH	GW	GT	EN	S	Pctg
STU BARNES	5	4	2	6	1-	0	4	0	1	0	0	6	66.7												
CURTIS BROWN	5	3	2	5	3	2	0	0	0	1	9	33.3													
GEOFF SANDERSON	5	3	2	5	2	2	0	0	1	0	0	21	14.3												
BRIAN HOLZINGER	5	1	4	5	16	0	0	0	0	0	0	10	10.0												
JASON WOOLLEY	5	1	4	5	1-	2	1	0	0	0	0	9	11.1												
DIXON WARD	5	3	1	4	1	14	0	2	0	1	10	30.0													
MIROSLAV SATAN	3	1	3	4	4	0	0	0	0	0	0	7	14.3												
ALEXEI ZHITNIK	5	0	4	4	1-	12	0	0	0	0	0	12	.0												
ERIK RASMUSSEN	5	1	2	3	3	12	0	1	0	1	0	7	14.3												
VACLAV VARADA	5	2	0	2	1-	2	1	0	0	0	0	10	20.0												
JAY MCKEE	5	0	2	2	6	12	0	0	0	0	0	2	.0												
RHETT WARRENER	5	0	2	2	8	16	0	0	0	0	0	4	.0												
ROB RAY	3	1	0	1	1	0	0	1	0	0	1	100.0													
JOE JUNEAU	5	1	0	1	4	0	1	0	0	0	0	7	14.3												
MICHAL GROSEK	3	0	1	1	3	14	0	0	0	0	0	3	.0												
DOMINIK HASEK	3	0	1	1	2	0	0	0	0	0	0	0	.0												
WAYNE PRIMEAU	3	0	1	1	4	0	0	0	0	0	0	3	.0												
MICHAEL PECA	5	0	1	1	1-	4	0	0	0	0	0	8	.0												
PAUL KRUSE	1	0	0	0	0	0	0	0	0	0	0	0	.0												
DEAN SYLVESTER	2	0	0	0	0	0	0	0	0	0	0	0	.0												
JAMES PATRICK	5	0	0	0	2	0	0	0	0	0	0	0	.0												
RICHARD SMEHLIK	5	0	0	0	2	0	0	0	0	0	0	5	.0												
Power-play: 6-25 24.0% Penalty killing: 24-30 80.0%																									
MATS SUNDIN	5	4	3	7	1-	4	2	0	0	0	0	14	28.6												
YANIC PERREAULT	5	2	2	4	3-	6	0	0	1	0	0	6	33.3												
BRYAN BERARD	5	1	3	4	5-	0	1	0	0	0	0	12	8.3												
A. KARPOVTEV	5	1	3	4	4-	2	1	0	0	0	0	6	16.7												
STEVE THOMAS	5	2	1	3	2-	6	1	0	0	0	0	18	11.1												
SERGEI BEREZIN	5	1	2	3	1-	2	0	0	0	0	0	21	4.8												
GARRY VALK	5	1	2	3	1-	6	0	0	0	0	1	1	100.0												
DANIL MARKOV	5	0	3	3	1	12	0	0	0	0	0	5	.0												
STEVE SULLIVAN	5	2	0	2	3	8	1	0	0	0	0	8	25.0												
LONNY BOHONOS	4	0	2	2	1-	2	0	0	0	0	0	10	.0												
DMITRI YUSHKEVICH	5	0	2	2	3	12	0	0	0	0	0	3	.0												
SYLVAIN COTE	5	1	0	1	3-	4	0	0	0	0	0	6	16.7												
KRIS KING	5	1	0	1	1-	12	0	0	0	0	0	9	11.1												
KEVIN ADAMS	5	0	1	1	2-	12	0	0	0	0	0	4	.0												
TIE DOMI	5	0	1	1	1-	22	0	0	0	0	0	1	.0												
MIKE JOHNSON	5	0	1	1	1-	2	0	0	0	0	0	6	.0												
TOMAS KABERLE	5	0	1	1	3-	0	0	0	0	0	0	5	.0												
ADAM MAIR	1	0	0	0	1-	0	0	0	0	0	0	2	.0												
FREDRIK MODIN	1	0	0	0	1-	2	0	0	0	0	0	0	.0												
DEREK KING	4	0	0	0	1-	2	0	0	0	0	0	3	.0												
CURTIS JOSEPH	5	0	0	0	0	0	0	0	0	0	0	1	.0												
Power-play: 6-30 20.0% Penalty killing: 19-25 76.0%																									

Goaltending

SABRES	GP	MIN	GA	Avg	EN	SO	W	L	T	Shots	Save%	MAPLE LEAFS	GP	MIN	GA	Avg	EN	SO	W	L	T	Shots	Save%
DWAYNE ROLOSON	3	120	9	4.5	1	0	1	1	0	59	.847	CURTIS JOSEPH	5	278	19	4.1	2	0	1	4	0	127	.850
DOMINIK HASEK	3	180	6	2.0	0	0	3	0	0	81	.928	GLENN HEALY</											

1998-99 PLAYOFFS - Stanley Cup



DALLAS STARS VS. BUFFALO SABRES



Summary: Won-2 Lost-4

At	Score	Attend.	Goaltenders	W/T Goal
June 12, 1999	SABRES 1 STARS 2	18,595	HASEK/ BELFOUR	JOE NIEUWENDYK
June 15, 1999	SABRES 2 STARS 1	18,595	HASEK/ BELFOUR	DIXON WARD
June 19, 1999	SABRES 1 STARS 2	18,595	HASEK/ BELFOUR	BRETT HULL

At	Score	Attend.	Goaltenders	W/T Goal
June 8, 1999	SABRES 3 STARS 2	17,001	HASEK/ BELFOUR	JASON WOOLLEY
June 10, 1999	SABRES 2 STARS 4	17,001	HASEK/ BELFOUR	BRETT HULL
June 17, 1999	SABRES 0 STARS 2	17,001	HASEK/ BELFOUR	DARRYL SYDOR

Goals by Period:	1st	2nd	3rd	OT	Total	Shots by Period:	1st	2nd	3rd	OT	Total
SABRES	1	4	3	1	9	SABRES	42	49	34	27	152
STARS	3	3	6	1	13	STARS	46	60	62	31	199

Individual Scoring

SABRES	GP	G	A	TP	+/ -	PP	PM	SH	GW	GT	EN	S	Pctg	STARS	GP	G	A	TP	+/ -	PP	PM	SH	GW	GT	EN	S	Pctg		
STU BARNES	6	3	0	3	3	0	0	0	0	0	0	13	23.1	MIKE MODANO	6	0	7	7	4	8	0	0	0	0	0	19	.0		
ALEXEI ZHITNIK	6	1	2	3	4	-18	1	0	0	0	0	16	6.3	JERE LEHTINEN	6	3	2	5	5	0	1	0	0	0	0	14	21.4		
RICHARD SMEHLIK	6	0	3	3	4	-2	0	0	0	0	0	4	.0	BRETT HULL	5	3	0	3	2	0	1	0	2	1	0	18	16.7		
WAYNE PRIMEAU	6	1	1	2	1	-4	1	0	0	0	0	7	14.3	JOE NIEUWENDYK	6	2	1	3	3	9	0	1	0	0	0	19	10.5		
JASON WOOLLEY	6	1	1	2	1	-6	0	0	1	1	0	9	11.1	J. LANGENBRUNNER	6	1	2	3	2	4	0	0	0	0	0	0	6	16.7	
MICHAEL PECA	6	1	0	1	3	-2	1	0	0	0	0	10	10.0	SERGEI ZUBOV	6	0	3	3	2	2	0	0	0	0	0	0	20	.0	
GEOFF SANDERSON	6	1	0	1	1	-4	0	0	0	0	0	18	6.3	DERIAN HATCHER	6	1	1	2	2	10	0	0	0	0	0	1	14	7.1	
DIXON WARD	6	1	0	1	2	-8	0	0	1	0	0	5	20.0	CRAIG LUDWIG	6	1	1	2	1	10	0	0	0	0	0	0	3	33.3	
CURTIS BROWN	6	0	1	1	2	-2	0	0	0	0	0	9	.0	RICHARD MATVICHUK	6	0	2	3	6	0	0	0	0	0	0	0	10	.0	
BRIAN HOLZINGER	6	0	1	1	1	-9	0	0	0	0	0	9	.0	DAVE REID	6	0	2	2	2	2	0	0	0	0	0	0	9	.0	
JOE JUNEAU	6	0	1	1	0	-0	0	0	0	0	0	9	.0	DARRYL SYDOR	6	1	0	1	2	8	1	0	1	0	0	16	6.3		
MIROSLAV SATAN	6	0	1	1	3	-2	0	0	0	0	0	10	.0	PAT VERBEEK	6	1	0	1	1	4	0	0	0	0	0	13	7.7		
MICHAL GROSEK	1	0	0	0	0	-0	0	0	0	0	0	0	.0	TONY HRKAC	3	0	1	2	2	0	0	0	0	0	0	3	.0		
PAUL KRUSE	1	0	0	0	1	-0	0	0	0	0	0	0	.0	SHAWN CHAMBERS	6	0	1	1	1	2	0	0	0	0	0	0	9	.0	
ROB RAY	1	0	0	0	0	-0	0	0	0	0	0	0	.0	MIKE KEANE	6	0	1	1	3	0	0	0	0	0	0	0	12	.0	
DARRYL SHANNON	1	0	0	0	1	-0	0	0	0	0	0	0	.0	BRIAN SKRUDLAND	6	0	1	1	1	6	0	0	0	0	0	0	1	.0	
R. CUNNEYWORTH	3	0	0	0	1	-0	0	0	0	0	0	2	.0	BENOIT HOGUE	2	0	0	0	0	2	0	0	0	0	0	0	1	.0	
RHETT WARRENER	5	0	0	0	0	-6	0	0	0	0	0	5	.0	JONATHAN SIM	2	0	0	0	1	-0	0	0	0	0	0	0	1	.0	
DOMINIK HASEK	6	0	0	0	0	-2	0	0	0	0	0	0	.0	GUY CARBONNEAU	6	0	0	0	3	-0	0	0	0	0	0	0	9	.0	
JAY MCKEE	6	0	0	0	1	-2	0	0	0	0	0	4	.0	BLAKE SLOAN	6	0	0	0	1	-0	0	0	0	0	0	0	2	.0	
JAMES PATRICK	6	0	0	0	2	-4	0	0	0	0	0	7	.0																
ERIK RASMUSSEN	6	0	0	0	2	-2	0	0	0	0	0	5	.0																
VACLAV VARADA	6	0	0	0	2	-6	0	0	0	0	0	6	.0																

Power-play: 3-26 11.5%
Penalty killing: 23-26 88.5%

Power-play: 3-26 11.5%
Penalty killing: 23-26 88.5%

Goaltending

SABRES	GP	MIN	GA	Avg	EN	SO	W	L	T	Shots	Save%	STARS	GP	MIN	GA	Avg	EN	SO	W	L	T	Shots	Save%
DOMINIK HASEK	6	428	12	1.7	1	0	2	4	0	198	.939	ED BELFOUR	6	429	9	1.3	0	1	4	2	0	152	.941

SABRES ALL-TIME PLAYOFF RESULTS

1973

DATE	SCORE	GOALTENDERS	WINNING GOAL
April 4, 1973	@ Montreal 2, Buffalo 1	D. Dryden/K. Dryden	Cournoyer (Mtl.)
April 5, 1973	@ Montreal 7, Buffalo 3	D. Dryden/K. Dryden	Lapointe (Mtl.)
April 7, 1973	Montreal 5, @ Buffalo 2	Crozier/K. Dryden	Wilson (Mtl.)
April 8, 1973	@ Buffalo 5, Montreal 1	Crozier/K. Dryden	Perreault (Buf.)
April 10, 1973	Buffalo 3, @ Montreal 2 (OT)	Crozier/K. Dryden	Robert (Buf.)
April 12, 1973	Montreal 4, @ Buffalo 2	Crozier/K. Dryden	Lapointe (Mtl.)

(Montreal wins series 4 games to 2)

1975

DATE	SCORE	GOALTENDERS	WINNING GOAL
April 13, 1975	@ Buffalo 4, Chicago 1	Desjardins/Esposito	Perreault (Buf.)
April 15, 1975	@ Buffalo 3, Chicago 1	Desjardins/Esposito	Dudley (Buf.)
April 17, 1975	@ Chicago 5, Buffalo 4 (OT)	Desjardins/Esposito	Mikita (Chi.)
April 20, 1975	Buffalo 6, @ Chicago 2	Desjardins/Esposito	R. Martin (Buf.)
April 22, 1975	@ Buffalo 3, Chicago 1	Desjardins/Esposito	Robert (Buf.)

(Buffalo wins series 4 games to 1)

DATE	SCORE	GOALTENDERS	WINNING GOAL
April 27, 1975	@ Buffalo 6, Montreal 5 (OT)	Desjardins-Crozier/Dryden	Gare (Buf.)
April 29, 1975	@ Buffalo 4, Montreal 2	Crozier/Dryden	Ramsay (Buf.)
May 1, 1975	@ Montreal 7, Buffalo 0	Crozier-Desjardins/Dryden	Mahovlich (Mtl.)
May 3, 1975	@ Montreal 8, Buffalo 2	Desjardins/Dryden	Lafleur (Mtl.)
May 6, 1975	@ Buffalo 5, Montreal 4 (OT)	Desjardins/Dryden	Robert (Buf.)
May 8, 1975	Buffalo 4, @ Montreal 3	Desjardins/Dryden	Lorentz (Buf.)

(Buffalo wins series 4 games to 2)

DATE	SCORE	GOALTENDERS	WINNING GOAL
May 15, 1975	@ Philadelphia 4, Buffalo 1	Desjardins/Parent	Lonsberry (Phi.)
May 18, 1975	@ Philadelphia 2, Buffalo 1	Desjardins/Parent	Clarke (Phi.)
May 20, 1975	@ Buffalo 5, Philadelphia 4 (OT)	Crozier/Parent	Robert (Buf.)
May 22, 1975	@ Buffalo 4, Philadelphia 2	Desjardins/Parent	Lorentz (Buf.)
May 25, 1975	@ Philadelphia 5, Buffalo 1	Desjardins/Parent	Dornhoefer (Phi.)
May 27, 1975	Philadelphia 2, @ Buffalo 0	Crozier/Parent	Kelly (Phi.)

(Philadelphia wins series 4 games to 2)

1976

DATE	SCORE	GOALTENDERS	WINNING GOAL
April 6, 1976	@ St. Louis 5, Buffalo 2	Desjardins/Staniowski	Patey (St.L.)
April 8, 1976	@ Buffalo 3, St. Louis 2 (OT)	Desjardins/Staniowski	Gare (Buf.)
April 9, 1976	@ Buffalo 2, St. Louis 1 (OT)	Desjardins/Staniowski	Luce (Buf.)

(Buffalo wins series 2 games to 1)

DATE	SCORE	GOALTENDERS	WINNING GOAL
April 11, 1976	@ Buffalo 5, N.Y. Islanders 3	Desjardins/Resch-Smith	R. Martin (Buf.)
April 13, 1976	@ Buffalo 3, N.Y. Islanders 2 (OT)	Desjardins/Smith	Gare (Buf.)
April 15, 1976	@ N.Y. Islanders 5, Buffalo 3	Desjardins/Smith	MacMillan (N.Y.I.)
April 17, 1976	@ N.Y. Islanders 4, Buffalo 2	Desjardins/Smith	Potvin (N.Y.I.)
April 20, 1976	N.Y. Islanders 4, @ Buffalo 2	Desjardins/Smith	Marshall (N.Y.I.)
April 22, 1976	@ N.Y. Islanders 3, Buffalo 2	Desjardins/Smith	Gillies (N.Y.I.)

(N.Y. Islanders win series 4 games to 2)

1977

DATE	SCORE	GOALTENDERS	WINNING GOAL
April 5, 1977	@ Buffalo 4, Minnesota 2	Edwards/LoPresti	Korab (Buf.)
April 7, 1977	Buffalo 7, @ Minnesota 1	Edwards/LoPresti-Smith	R. Martin (Buf.)

(Buffalo wins series 2 games to 0)

DATE	SCORE	GOALTENDERS	WINNING GOAL
April 11, 1977	@ N.Y. Islanders 4, Buffalo 2	Edwards/Smith	Gillies (N.Y.I.)
April 13, 1977	@ N.Y. Islanders 4, Buffalo 2	Edwards/Smith	Gillies (N.Y.I.)
April 15, 1977	N.Y. Islanders 4, @ Buffalo 3	Edwards/Smith	Gillies (N.Y.I.)
April 17, 1977	N.Y. Islanders 4, @ Buffalo 3	Desjardins/Smith	MacMillan (N.Y.I.)

(N.Y. Islanders win series 4 games to 0)

Playoffs



DATE

April 11, 1978
April 13, 1978
April 15, 1978

SCORE

@ Buffalo 4, N.Y. Rangers 1
@ N.Y. Rangers 4, Buffalo 3 (OT)
@ Buffalo 4, N.Y. Rangers 1

1978

(Buffalo wins series 2 games to 1)

GOALTENDERS

Edwards/Thomas
Edwards/Davidson
Edwards/Thomas

WINNING GOAL

R. Martin (Buf.)
Murdoch (N.Y.R.)
Ramsay (Buf.)

DATE

April 17, 1978
April 19, 1978
April 22, 1978
April 23, 1978
April 25, 1978

SCORE

@ Philadelphia 4, Buffalo 1
@ Philadelphia 3, Buffalo 2
@ Buffalo 4, Philadelphia 1
Philadelphia 4, @ Buffalo 2
@ Philadelphia 4, Buffalo 2

GOALTENDERS

Edwards/Parent
Edwards/Parent
Edwards/Parent
Edwards/Parent
Edwards/Parent

WINNING GOAL

Kelly (Phi.)
MacLeish (Phi.)
Perreault (Buf.)
MacLeish (Phi.)
Lonsberry (Phi.)

(Philadelphia wins series 4 games to 1)

1979

DATE

April 10, 1979
April 12, 1979
April 14, 1979

SCORE

Pittsburgh 4, @ Buffalo 3
Buffalo 3, @ Pittsburgh 1
Pittsburgh 4, @ Buffalo 3 (OT)

GOALTENDERS

Sauve/Herron
Sauve/Herron
Sauve/Herron

WINNING GOAL

Kindrachuk (Pit.)
Richard (Buf.)
Ferguson (Pit.)

(Pittsburgh wins series 2 games to 1)

1980

DATE

April 8, 1980
April 9, 1980
April 11, 1980
April 12, 1980

SCORE

@ Buffalo 2, Vancouver 1
@ Buffalo 6, Vancouver 0
@ Vancouver 5, Buffalo 4
Buffalo 3, @ Vancouver 1

GOALTENDERS

Edwards/Bromley
Sauve/Bromley-Hanlon
Edwards/Hanlon-Bromley
Sauve/Bromley

WINNING GOAL

Luce (Buf.)
Ramsay (Buf.)
Brasar (Van.)
Perreault (Buf.)

(Buffalo wins series 3 games to 1)

DATE

April 16, 1980
April 17, 1980
April 19, 1980
April 20, 1980

SCORE

@ Buffalo 5, Chicago 0
@ Buffalo 6, Chicago 4
Buffalo 2, @ Chicago 1
Buffalo 3, @ Chicago 2

GOALTENDERS

Edwards/Esposito
Sauve/Veisor
Edwards/Esposito
Sauve/Esposito

WINNING GOAL

Van Boxmeer (Buf.)
Gare (Buf.)
Dudley (Buf.)
Perreault (Buf.)

(Buffalo wins series 4 games to 0)

DATE

April 29, 1980
May 1, 1980
May 3, 1980
May 6, 1980
May 8, 1980
May 10, 1980

SCORE

N.Y. Islanders 4, @ Buffalo 1
N.Y. Islanders 2, @ Buffalo 1 (2OT)
@ N.Y. Islanders 7, Buffalo 4
Buffalo 7, @ N.Y. Islanders 4
@ Buffalo 2, N.Y. Islanders 0
@ N.Y. Islanders 5, Buffalo 2

GOALTENDERS

Edwards/Smith
Sauve/Smith
Edwards/Smith
Sauve/Smith-Resch
Sauve/Resch
Sauve/Smith

WINNING GOAL

Bossy (N.Y.I.)
Nystrom (N.Y.I.)
Henning (N.Y.I.)
Smith (Buf.)
Van Boxmeer (Buf.)
Lorimer (N.Y.I.)

(N.Y. Islanders win series 4 games to 2)

1981

DATE

April 8, 1981
April 9, 1981
April 11, 1981

SCORE

@ Buffalo 3, Vancouver 2 (OT)
@ Buffalo 5, Vancouver 2
Buffalo 5, @ Vancouver 3

GOALTENDERS

Edwards/Brodeur
Edwards/Brodeur
Edwards/Brodeur

WINNING GOAL

Haworth (Buf.)
Gare (Buf.)
Ruff (Buf.)

(Buffalo wins series 3 games to 0)

DATE

April 16, 1981
April 17, 1981
April 19, 1981
April 20, 1981
April 22, 1981

SCORE

Minnesota 4, @ Buffalo 3 (OT)
Minnesota 5, @ Buffalo 2
@ Minnesota 6, Buffalo 4
Buffalo 5, @ Minnesota 4 (OT)
Minnesota 4, @ Buffalo 3

GOALTENDERS

Edwards/Meloche
Edwards/Meloche
Edwards/Meloche
Edwards/Meloche
Edwards/Beaupre

WINNING GOAL

Payne (Min.)
Ciccarelli (Min.)
Brotten (Min.)
Ramsay (Buf.)
MacAdam (Min.)

(Minnesota wins series 4 games to 1)

1982

DATE

April 7, 1982
April 8, 1982
April 10, 1982
April 11, 1982

SCORE

@ Boston 3, Buffalo 1
@ Boston 7, Buffalo 3
@ Buffalo 5, Boston 2
Boston 5, @ Buffalo 2

GOALTENDERS

Edwards/Moffat
Harrison/Moffat
Edwards/Moffat
Edwards/Moffat

WINNING GOAL

Park (Bos.)
Pederson (Bos.)
Ramsay (Buf.)
O'Reilly (Bos.)

(Boston wins series 3 games to 1)

1983

DATE

April 6, 1983
April 7, 1983
April 9, 1983

SCORE

Buffalo 1, @ Montreal 0
Buffalo 3, @ Montreal 0
@ Buffalo 4, Montreal 2

GOALTENDERS

Sauve/Wamsley
Sauve/Wamsley-Sevigny
Sauve/Wamsley

WINNING GOAL

Peterson (Buf.)
McCourt (Buf.)
McKegney (Buf.)

(Buffalo wins series 3 games to 0)

DATE

April 14, 1983
April 15, 1983
April 17, 1983
April 18, 1983
April 20, 1983
April 22, 1983
April 24, 1983

SCORE

Buffalo 7, @ Boston 4
@ Boston 5, Buffalo 3
@ Buffalo 4, Boston 3
Boston 6, @ Buffalo 2
@ Boston 9, Buffalo 0
@ Buffalo 5, Boston 3
@ Boston 3, Buffalo 2 (OT)

GOALTENDERS

Sauve/Peeters
Sauve/Peeters
Sauve/Peeters
Sauve/Peeters
Sauve-Myre/Peeters
Sauve/Peeters
Sauve/Peeters

WINNING GOAL

McKegney (Buf.)
Bourque (Bos.)
Ramsey (Buf.)
Middleton (Bos.)
Crowder (Bos.)
Ruff (Buf.)
Park (Bos.)

(Boston wins series 4 games to 3)

1984

DATE

April 4, 1984
April 5, 1984
April 7, 1984

SCORE

Quebec 3, @ Buffalo 2
Quebec 6, @ Buffalo 2
@ Quebec 4, Buffalo 1

GOALTENDERS

Barraso-Sauve/Bouchard
Sauve-Barraso/Bouchard
Barraso/Bouchard

WINNING GOAL

M. Stastny (Que.)
Savard (Que.)
J.F. Sauve (Que.)

(Quebec wins series 3 games to 0)

1985

DATE

April 10, 1985
April 11, 1985
April 13, 1985
April 14, 1985
April 16, 1985

SCORE

@ Quebec 5, Buffalo 2
@ Quebec 3, Buffalo 2
@ Buffalo 6, Quebec 4
@ Buffalo 7, Quebec 4
@ Quebec 6, Buffalo 5

GOALTENDERS

Barraso/Gosselin
Barraso/Gosselin
Barraso/Gosselin
Barraso/Bouchard
Barraso/Gosselin

WINNING GOAL

A. Stastny (Que.)
Rochefort (Que.)
Andreychuk (Buf.)
Andreychuk (Buf.)
Ashton (Que.)

(Quebec wins series 3 games to 2)

1988

DATE

April 6, 1988
April 7, 1988
April 9, 1988
April 10, 1988
April 12, 1988
April 14, 1988

SCORE

@ Boston 7, Buffalo 3
@ Boston 4, Buffalo 1
@ Buffalo 6, Boston 2
@ Buffalo 6, Boston 5 (OT)
@ Boston 5, Buffalo 4
Boston 5, @ Buffalo 2

GOALTENDERS

Barraso-Puppa/Lemelin
Barraso/Lemelin
Barraso/Moog
Puppa/Lemelin
Puppa/Lemelin
Barraso/Moog

WINNING GOAL

Kluzak (Bos.)
Shoebottom (Bos.)
Tucker (Buf.)
Tucker (Buf.)
Middleton (Bos.)
Plett (Bos.)

(Boston wins series 4 games to 2)

1989

DATE

April 5, 1989
April 6, 1989
April 8, 1989
April 9, 1989
April 11, 1989

SCORE

Buffalo 6, @ Boston 0
@ Boston 5, Buffalo 3
Boston 4, @ Buffalo 2
Boston 3, @ Buffalo 2
@ Boston 4, Buffalo 1

GOALTENDERS

Cloutier/Lemelin
Malarchuk/Moog
Cloutier/Moog
Cloutier/Lemelin
Cloutier/Moog

WINNING GOAL

Foligno (Buf.)
Carpenter (Bos.)
Neely (Bos.)
Neely (Bos.)
Neufeld (Bos.)

(Boston wins series 4 games to 1)

1990

DATE

April 5, 1990
April 7, 1990
April 9, 1990
April 11, 1990
April 13, 1990
April 15, 1990

SCORE

@ Buffalo 4, Montreal 1
Montreal 3, @ Buffalo 0
@ Montreal 2, Buffalo 1 (OT)
Buffalo 4, @ Montreal 2
Montreal 4, @ Buffalo 2
@ Montreal 5, Buffalo 2

GOALTENDERS

Puppa/Roy
Puppa/Roy
Puppa/Roy
Puppa/Roy
Puppa/Roy
Puppa/Roy

WINNING GOAL

Vaive (Buf.)
Naslund (Mtl.)
Skrudland (Mtl.)
Turgeon (Buf.)
Richer (Mtl.)
Lemieux (Mtl.)

(Montreal wins series 4 games to 2)



1991			
DATE	SCORE	GOALTENDERS	WINNING GOAL
April 3, 1991	@ Montreal 7, Buffalo 5	Puppa-Wakaluk/Roy	Gilchrist (Mtl.)
April 5, 1991	@ Montreal 5, Buffalo 4	Puppa/Roy	Carbonneau (Mtl.)
April 7, 1991	@ Buffalo 5, Montreal 4	Malarchuk/Roy	Ramsey (Buf.)
April 9, 1991	@ Buffalo 6, Montreal 4	Malarchuk/Roy-Racicot	Ray (Buf.)
April 11, 1991	@ Montreal 4, Buffalo 3 (OT)	Malarchuk/Roy	Courtnall (Mtl.)
April 13, 1991	Montreal 5, @ Buffalo 1	Malarchuk/Roy-Racicot	Corson (Mtl.)

(Montreal wins series 4 games to 2)

1992			
DATE	SCORE	GOALTENDERS	WINNING GOAL
April 19, 1992	Buffalo 3, @ Boston 2	Draper/Moog	Bodger (Buf.)
April 21, 1992	@ Boston 3, Buffalo 2 (OT)	Draper/Moog	Oates (Bos.)
April 23, 1992	Boston 3, @ Buffalo 2	Draper/Moog	Oates (Bos.)
April 25, 1992	Boston 5, @ Buffalo 4 (OT)	Draper/Moog	Donato (Bos.)
April 27, 1992	Buffalo 2, @ Boston 0	Draper/Moog	LaFontaine (Buf.)
April 29, 1992	@ Buffalo 9, Boston 3	Draper/Moog-Lemelin	May (Buf.)
May 1, 1992	@ Boston 3, Buffalo 2	Draper/Moog	Reid (Bos.)

(Boston wins series 4 games to 3)

1993			
DATE	SCORE	GOALTENDERS	WINNING GOAL
April 18, 1993	Buffalo 5, @ Boston 4 (OT)	Fuhr/Moog	Sweeney (Buf.)
April 20, 1993	Buffalo 4, @ Boston 0	Fuhr/Moog-Blue	Presley (Buf.)
April 22, 1993	@ Buffalo 4, Boston 3 (OT)	Fuhr/Blue	Khmylev (Buf.)
April 24, 1993	@ Buffalo 6, Boston 5 (OT)	Fuhr-Hasek/Moog	May (Buf.)

(Buffalo wins series 4 games to 0)

1994			
DATE	SCORE	GOALTENDERS	WINNING GOAL
May 2, 1993	@ Montreal 4, Buffalo 3	Fuhr/Roy	Damphousse (Mtl.)
May 4, 1993	@ Montreal 4, Buffalo 3 (OT)	Fuhr/Roy	Carbonneau (Mtl.)
May 6, 1993	Montreal 4, @ Buffalo 3 (OT)	Fuhr/Roy	Dionne (Mtl.)
May 8, 1993	Montreal 4, @ Buffalo 3 (OT)	Fuhr/Roy	Muller (Mtl.)

(Montreal wins series 4 games to 0)

1994			
DATE	SCORE	GOALTENDERS	WINNING GOAL
April 17, 1994	Buffalo 2, @ New Jersey 0	Hasek/Brodeur	Simon (Buf.)
April 19, 1994	@ New Jersey 2, Buffalo 1	Hasek/Brodeur	Stevens (N.J.)
April 21, 1994	New Jersey 2, @ Buffalo 1	Hasek/Brodeur	Albelin (N.J.)
April 23, 1994	@ Buffalo 5, New Jersey 3	Hasek/Brodeur	Presley (Buf.)
April 25, 1994	@ New Jersey 5, Buffalo 3	Hasek/Brodeur	Lemieux (N.J.)
April 27, 1994	@ Buffalo 1, New Jersey 0 (4OT)	Hasek/Brodeur	Hannan (Buf.)
April 29, 1994	@ New Jersey 2, Buffalo 1	Hasek/Brodeur	Lemieux (N.J.)

(New Jersey wins series 4 games to 3)

1995			
DATE	SCORE	GOALTENDERS	WINNING GOAL
May 7, 1995	@ Philadelphia 4, Buffalo 3 (OT)	Hasek/Hextall	Dykhuys (Phi.)
May 8, 1995	@ Philadelphia 3, Buffalo 1	Hasek/Hextall	DiMaio (Phi.)
May 10, 1995	@ Buffalo 3, Philadelphia 1	Hasek/Hextall	Presley (Buf.)
May 12, 1995	Philadelphia 4, @ Buffalo 2	Hasek/Hextall	Desjardins (Phi.)
May 14, 1995	@ Philadelphia 6, Buffalo 4	Hasek/Hextall	LeClair (Phi.)

(Philadelphia wins series 4 games to 1)

1997			
DATE	SCORE	GOALTENDERS	WINNING GOAL
April 17, 1997	@ Buffalo 3, Ottawa 1	Hasek/Tugnut	Plante (Buf.)
April 19, 1997	Ottawa 3, @ Buffalo 1	Hasek/Tugnut	Duchesne (Ott.)
April 21, 1997	Buffalo 3, @ Ottawa 2	Hasek-Shields/Tugnut	Ward (Buf.)
April 23, 1997	@ Ottawa 1, Buffalo 0 (OT)	Shields/Tugnut	Alfredsson (Ott.)
April 25, 1997	Ottawa 4, @ Buffalo 1	Shields-Trefflow/Tugnut	Alfredsson (Ott.)
April 27, 1997	Buffalo 3, @ Ottawa 0	Shields/Tugnut	Holzinger (Buf.)
April 29, 1997	@ Buffalo 3, Ottawa 2 (OT)	Shields/Tugnut	Plante (Buf.)

(Buffalo wins series 4 games to 3)

DATE	SCORE	GOALTENDERS	WINNING GOAL
May 3, 1997	Philadelphia 5, @ Buffalo 3	Shields/Snow	Podein (Phi.)
May 5, 1997	Philadelphia 2, @ Buffalo 1	Shields/Snow	Therien (Phi.)
May 7, 1997	@ Philadelphia 4, Buffalo 1	Shields/Snow	Hawerchuk (Phi.)
May 9, 1997	Buffalo 5, @ Philadelphia 4 (OT)	Shields/Snow	Ronan (Buf.)
May 11, 1997	Philadelphia 6, @ Buffalo 3	Shields/Hextall	Zubrus (Phi.)

(Philadelphia wins series 4 games to 1)

1998			
DATE	SCORE	GOALTENDERS	WINNING GOAL
April 22, 1998	Buffalo 3, @ Philadelphia 2	Hasek/Burke	Audette (Buf.)
April 24, 1998	@ Philadelphia 3, Buffalo 2	Hasek/Burke	LeClair (Phi.)
April 27, 1998	@ Buffalo 6, Philadelphia 1	Hasek/Burke-Hextall	Grosek (Buf.)
April 29, 1998	@ Buffalo 4, Philadelphia 1	Hasek/Burke	Satan (Buf.)
May 1, 1998	Buffalo 3, @ Philadelphia 2 (OT)	Hasek/Burke	Grosek (Buf.)

(Buffalo wins series 4 games to 1)

DATE	SCORE	GOALTENDERS	WINNING GOAL
May 8, 1998	@ Buffalo 3, Montreal 2 (OT)	Hasek/Moog	Sanderson (Buf.)
May 10, 1998	@ Buffalo 6, Montreal 3	Hasek/Moog-Thibault	Barnaby (Buf.)
May 12, 1998	Buffalo 5, @ Montreal 4 (2OT)	Hasek/Thibault-Theodore	Peca (Buf.)
May 14, 1998	Buffalo 3, @ Montreal 1	Hasek/Moog-Theodore	Audette (Buf.)

(Buffalo wins series 4 games to 0)

1999			
DATE	SCORE	GOALTENDERS	WINNING GOAL
May 23, 1998	Buffalo 2, @ Washington 0	Hasek/Kolzig	Grosek (Buf.)
May 25, 1998	@ Washington 3, Buffalo 2 (OT)	Hasek/Kolzig	Krygier (Wsh.)
May 28, 1998	Washington 4, @ Buffalo 3 (OT)	Hasek/Kolzig	Bondra (Wsh.)
May 30, 1998	Washington 2, @ Buffalo 0	Hasek/Kolzig	Berube (Wsh.)
June 2, 1998	Buffalo 2, @ Washington 1	Hasek/Kolzig	Woolley (Buf.)
June 4, 1998	Washington 3, @ Buffalo 2 (OT)	Hasek/Kolzig	Juneau (Wsh.)

(Washington wins series 4 games to 2)

1999			
DATE	SCORE	GOALTENDERS	WINNING GOAL
April 21, 1999	Buffalo 2, @ Ottawa 1	Hasek/Tugnut	Brown (Buf.)
April 23, 1999	Buffalo 3, @ Ottawa 2 (2OT)	Hasek/Rhodes	Satan (Buf.)
April 25, 1999	@ Buffalo 3, Ottawa 0	Hasek/Rhodes	Ward (Buf.)
April 27, 1999	@ Buffalo 4, Ottawa 3	Hasek/Tugnut	Zhitnik (Buf.)

(Buffalo wins series 4 games to 0)

1999			
DATE	SCORE	GOALTENDERS	WINNING GOAL
May 6, 1999	@ Boston 4, Buffalo 2	Hasek/Dafoe	Thornton (Bos.)
May 9, 1999	Buffalo 3, @ Boston 1	Hasek/Dafoe	Brown (Buf.)
May 12, 1999	@ Buffalo 3, Boston 2	Hasek/Dafoe	Ward (Buf.)
May 14, 1999	@ Buffalo 3, Boston 0	Hasek/Dafoe	Zhitnik (Buf.)
May 16, 1999	@ Boston 5, Buffalo 3	Hasek-Roloson/Dafoe	Khristich (Bos.)
May 18, 1999	@ Buffalo 3, Boston 2	Hasek/Dafoe	Brown (Buf.)

(Buffalo wins series 4 games to 2)

1999			
DATE	SCORE	GOALTENDERS	WINNING GOAL
May 23, 1999	Buffalo 5, @ Toronto 4	Roloson/Joseph	Sanderson (Buf.)
May 25, 1999	@ Toronto 6, Buffalo 3	Roloson/Joseph	Perreault (Tor.)
May 27, 1999	@ Buffalo 4, Toronto 2	Hasek-Roloson/Joseph	Barnes (Buf.)
May 29, 1999	@ Buffalo 5, Toronto 2	Hasek/Joseph-Healy	Ray (Buf.)
May 31, 1999	Buffalo 4, @ Toronto 2	Hasek/Joseph	Rasmussen (Buf.)

(Buffalo wins series 4 games to 1)

1999			
DATE	SCORE	GOALTENDERS	WINNING GOAL
June 8, 1999	Buffalo 3, @ Dallas 2 (OT)	Hasek/Belfour	Woolley (Buf.)
June 10, 1999	@ Dallas 4, Buffalo 2	Hasek/Belfour	Hull (Dal.)
June 12, 1999	Dallas 2, @ Buffalo 1	Hasek/Belfour	Nieuwendyk (Dal.)
June 15, 1999	@ Buffalo 2, Dallas 1	Hasek/Belfour	Ward (Buf.)
June 17, 1999	@ Dallas 2, Buffalo 0	Hasek/Belfour	Sydr (Dal.)
June 19, 1999	Dallas 2, @ Buffalo 1(OT)	Hasek/Belfour	Hull (Dal.)

(Dallas wins series 4 games to 2)



SABRES OVERTIME HISTORY IN PLAYOFFS

Date	Opponent	Scorer	Score	Time
April 10, 1973	@ Montreal	Rene Robert	3-2 Buf.	9:18
April 17, 1975	@ Chicago	Stan Mikita	5-4 Chi.	2:31
April 27, 1975	Montreal	Danny Gare	6-5 Buf.	4:42
May 6, 1975	Montreal	Rene Robert	5-4 Buf.	5:56
May 20, 1975	Philadelphia	Rene Robert	5-4 Buf.	18:29
April 8, 1976	St. Louis	Danny Gare	3-2 Buf.	11:43
April 9, 1976	St. Louis	Don Luce	2-1 Buf.	14:27
April 13, 1976	N.Y. Islanders	Danny Gare	3-2 Buf.	14:04
April 13, 1978	@ N.Y. Rangers	Don Murdoch	4-3 N.Y.	1:37
April 14, 1979	Pittsburgh	George Ferguson	4-3 Pit.	:47
May 1, 1980	N.Y. Islanders	Bob Nystrom	2-1 N.Y.	21:20
April 8, 1981	Vancouver	Alan Haworth	3-2 Buf.	5:00
April 16, 1981	Minnesota	Steve Payne	4-3 Min.	:22
April 20, 1981	@ Minnesota	Craig Ramsay	5-4 Buf.	16:32
April 24, 1983	@ Boston	Brad Park	3-2 Bos.	1:52
April 10, 1988	Boston	John Tucker	6-5 Buf.	5:32
April 9, 1990	@ Montreal	Brian Skrudland	2-1 Mtl.	12:35
April 11, 1991	@ Montreal	Russ Courtnall	4-3 Mtl.	5:56
April 21, 1992	@ Boston	Adam Oates	3-2 Bos.	11:14
April 25, 1992	Boston	Ted Donato	5-4 Bos.	2:08
April 18, 1993	@ Boston	Bob Sweeney	5-4 Buf.	11:03
April 22, 1993	Boston	Yuri Khmylev	4-3 Buf.	1:05
April 24, 1993	Boston	Brad May	6-5 Buf.	4:48
May 4, 1993	@ Montreal	Guy Carbonneau	4-3 Mtl.	2:50
May 6, 1993	Montreal	Gilbert Dionne	4-3 Mtl.	8:28
May 8, 1993	Montreal	Kirk Muller	4-3 Mtl.	11:37
April 27, 1994	New Jersey	Dave Hannan	1-0 Buf.	65:43
May 7, 1995	@ Philadelphia	Karl Dykhuis	4-3 Phi.	10:06
April 23, 1997	@ Ottawa	Daniel Alfredsson	1-0 Ott.	2:34
April 29, 1997	Ottawa	Derek Plante	3-2 Buf.	5:24
May 9, 1997	@ Philadelphia	Ed Ronan	5-4 Buf.	6:24
May 1, 1998	@ Philadelphia	Michal Grosek	3-2 Buf.	5:40
May 8, 1998	Montreal	Geoff Sanderson	3-2 Buf.	2:37
May 12, 1998	@ Montreal	Michael Peca	5-4 Buf.	21:24
May 25, 1998	@ Washington	Todd Krygier	3-2 Wsh.	3:01
May 28, 1998	Washington	Peter Bondra	4-3 Wsh.	9:37
June 4, 1998	Washington	Joe Juneau	3-2 Wsh.	6:24
April 23, 1999	@ Ottawa	Miroslav Satan	3-2 Buf.	30:35
June 8, 1999	@ Dallas	Jason Woolley	3-2 Buf.	15:30
June 19, 1999	Dallas	Brett Hull	2-1 Dal.	54:51

Sabres are 21-19 in overtime games during the playoffs (13-9 at home and 8-10 on road). Overtime goals have ended a Sabres' playoff series eight times (April 9, 1976, April 14, 1979, April 24, 1983, April 24, 1993, May 8, 1993, April 29, 1997, May 1, 1998, June 4, 1998 and June 19, 1999).

SABRES PLAYOFF HAT TRICKS

YEAR	NO.	PLAYER	SABRES			GOALIE(S)	
			OPPONENT	SCORE	DATE		PLACE
1977 (1)	1.	Jim Lorentz	Minnesota	7-1 W	4-7-77	Minnesota	Pete LoPresti (2)
1980 (1)	2.	Gil Perreault	N.Y. Islanders	7-4 W	5-6-80	New York	Gary Smith (1) Billy Smith (2)
1985 (1)	3.	Dave Andreychuk	Quebec	7-4 W	4-14-85	Buffalo	Empty Net (1) Dan Bouchard
1988 (1)	#*4.	John Tucker	Boston	6-2 W	4-9-88	Buffalo	Andy Moog
1998 (1)	#5.	Matthew Barnaby	Montreal	6-3 W	5-10-98	Buffalo	Andy Moog (2) Empty Net (1)

* - indicates 4-goal game.

- indicates three consecutive and uninterrupted goals (true or natural hat trick). Note: John Tucker's final three scores of a four-goal game vs. Boston on 4-9-88 (6-2 W) were consecutive and uninterrupted.

Note: Figure in brackets for scorer indicates accumulative total with the Sabres in the playoffs.

PLAYOFF HAT TRICKS AGAINST THE SABRES

YEAR	NO.	PLAYER	OPPONENT	SABRES		PLACE	GOALIE(S)
				SCORE	DATE		
1973 (1)	1.	Yvan Courmoyer	Montreal	3-7 L	4-5-73	Montreal	Dave Dryden
1975 (1)	2.	Guy Lafleur	Montreal	0-7 L	5-1-75	Montreal	Roger Crozier (1) Gerry Desjardins (2) Don Edwards
1982 (1)	3.	Barry Pederson	Boston	3-7 L	4-8-82	Boston	

* - indicates 4-goal game.

- indicates three consecutive and uninterrupted goals (true or natural hat trick).

Note: Figure in brackets for scorer indicates accumulative total against the Sabres in the playoffs.

SABRES PLAYOFF SHUTOUTS

YEAR	NO.	GOALTENDER	OPPONENT	SCORE	DATE	PLACE	SAVES
1980 (3)	1.	Bob Sauve	Vancouver	6-0	4-9-80	Buffalo	22
	2.	Don Edwards	Chicago	5-0	4-16-80	Buffalo	17
	3.	Bob Sauve (2)	N.Y. Islanders	2-0	5-8-80	Buffalo	22
1983 (2)	4.	Bob Sauve (3)	Montreal	1-0	4-6-83	Montreal	24
	5.	Bob Sauve (4)	Montreal	3-0	4-7-83	Montreal	22
1989 (1)	6.	Jacques Cloutier	Boston	6-0	4-5-89	Boston	29
1992 (1)	7.	Tom Draper	Boston	2-0	4-27-92	Boston	28
1993 (1)	8.	Grant Fuhr	Boston	4-0	4-20-93	Boston	34
1994 (2)	9.	Dominik Hasek	New Jersey	2-0	4-17-94	New Jersey	30
	10.	Dominik Hasek (2)	New Jersey	1-0	4-27-94	Buffalo	70
1997 (1)	11.	Steve Shields	Ottawa	3-0	4-27-97	Ottawa	31
1998 (1)	12.	Dominik Hasek (3)	Washington	2-0	5-23-98	Washington	19
1999 (2)	13.	Dominik Hasek (4)	Ottawa	3-0	4-25-99	Buffalo	31
	14.	Dominik Hasek (5)	Boston	3-0	5-14-99	Buffalo	24

Note: Figure in brackets for goaltender indicates accumulative total with the Sabres in the playoffs.

PLAYOFF SHUTOUTS AGAINST THE SABRES

YEAR	NO.	GOALTENDER	OPPONENT	SCORE	DATE	PLACE	SAVES
1975 (2)	1.	Ken Dryden	Montreal	7-0	5-1-75	Montreal	27
	2.	Bernie Parent	Philadelphia	2-0	5-27-75	Buffalo	32
1983 (1)	3.	Pete Peeters	Boston	9-0	4-20-83	Boston	27
1990 (1)	4.	Patrick Roy	Montreal	3-0	4-7-90	Buffalo	26
1997 (1)	5.	Ron Tugnutt	Ottawa	1-0	4-23-97	Ottawa	17
1998 (1)	6.	Olaf Kolzig	Washington	2-0	5-30-98	Buffalo	30
1999 (1)	7.	Ed Belfour	Dallas	2-0	6-17-99	Dallas	23

Note: Figure in brackets for goaltender indicates accumulative total against the Sabres in the playoffs.

SABRES CAREER PLAYOFF LEADERS

Games Played	Tot.	Goals	Tot.
Gil Perreault	90	Gil Perreault	33
Craig Ramsay	89	Rick Martin	24
Bill Hajt	80	Danny Gare	23
Jim Schoenfeld	75	Rene Robert	22
Mike Ramsey	72	Don Luce	17
Richard Smehlik	68	Craig Ramsay	17
Don Luce	62	Alexander Mogilny	14
Rick Martin	62	Ric Seiling	14
Danny Gare	57	Mike Foligno	13
Ric Seiling	55	Five players tied	12



SABRES CAREER PLAYOFF LEADERS

Assists	Tot.	Points	Tot.
Gil Perreault	70	Gil Perreault	103
Craig Ramsay	31	Rick Martin	53
Rick Martin	29	Craig Ramsay	48
Dale Hawerchuk	25	Danny Gare	44
Danny Gare	21	Rene Robert	39
Dave Andreychuk	20	Don Luce	36
Jason Woolley	20	Dale Hawerchuk	34
Don Luce	19	Dave Andreychuk	32
Doug Bodger	18	Alexander Mogilny	30
Brian Holzinger	18	Donald Audette	29
Mike Ramsey	18	Brian Holzinger	29
Four players tied	17		

Penalty Minutes	Tot.	Short-Handed Goals	Tot.
Rob Ray	167	Dixon Ward	3
Lindy Ruff	164	Brian Holzinger	2
Mike Ramsey	158	Don Luce	2
Jim Schoenfeld	151	Wayne Presley	2
Danny Gare	147	Craig Ramsay	2
Mike Foligno	143	Scott Arniel	1
Mike Hartman	104	Mike Foligno	1
Larry Playfair	97	Pat LaFontaine	1
Kevin Maguire	86	Christian Ruuttu	1
Matthew Barnaby	79	Darryl Shannon	1
		Dave Snuggerud	1
		Petr Svoboda	1

Power-Play Goals	Tot.	Game-Winning Goals	Tot.
Rick Martin	12	Gil Perreault	5
Gil Perreault	9	Danny Gare	5
Danny Gare	8	Rick Martin	4
Donald Audette	7	Craig Ramsay	4
Pat LaFontaine	7	Rene Robert	4
Rick Vaive	7	Curtis Brown	3
Doug Bodger	5	Michal Grosek	3
Miroslav Satan	5	Wayne Presley	3
Pierre Turgeon	5	Mike Ramsey	3
Four players at	4	Dixon Ward	3
		11 players at	2

Goalie Games	Tot.	Goalie Minutes	Tot.
Dominik Hasek	50	Dominik Hasek	3,156
Don Edwards	31	Don Edwards	1,859
Gerry Desjardins	25	Gerry Desjardins	1,382
Bob Sauve	23	Bob Sauve	1,268
Tom Barrasso	12	Tom Barrasso	663
Daren Puppa	11	Daren Puppa	593
Steve Shields	10	Steve Shields	570
Roger Crozier	9	Roger Crozier	541
Grant Fuhr	8	Grant Fuhr	474
Tom Draper	7	Tom Draper	433

Goalie Wins	Tot.	Shutouts	Tot.
Dominik Hasek	29	Dominik Hasek	5
Don Edwards	13	Bob Sauve	4
Bob Sauve	13	Jacques Cloutier	1
Gerry Desjardins	11	Tom Draper	1
Roger Crozier	5	Don Edwards	1
Grant Fuhr	4	Grant Fuhr	1
Steve Shields	4	Steve Shields	1
Tom Barrasso	3		
Tom Draper	3		
Daren Puppa	3		

SABRES TEAM PLAYOFF RECORDS

ONE PLAYOFF YEAR

Overall Wins			
Most	14	(1999, 21 games)	
Fewest	0	(1984, 3 games)	
Overall Losses			
Most	7	(1975, 17 games)	
		(1997, 12 games)	
		(1999, 21 games)	
Fewest	2	(1979, 3 games)	
Goals For			
Most	59	(1999, 21 games)	
Fewest	5	(1984, 3 games)	
Goals Against			
Most	58	(1975, 17 games)	
Fewest	9	(1979, 3 games)	
Most Shutouts			
For	3	(1980, 14 games)	
Against	2	(1975, 17 games)	
Most Overtime Games			
	6	(1993, 8 games)	
	6	(1998, 15 games)	
Longest Winning Streak			
	8	(4-27-98 to 5-23-98)	
Longest Losing Streak			
	4	(4-11-77 to 4-17-77)	
		(4-15-76 to 4-22-76)	
		(4-6-89 to 4-11-89)	
		(5-2-93 to 5-8-93)	

Most Power-Play Goals			
For	17	(1980, 14 games)	
Against	14	(1975, 17 games)	
Most Short-Handed Goals			
For	4	(1999, 21 games)	
Against	3	(1988, 6 games)	
		(1980, 14 games)	
Shots on Goal For			
Most	561	(1999, 21 games)	
Fewest	83	(1984, 3 games)	
Shots on Goal Against			
Most	657	(1999, 21 games)	
Fewest	73	(1984, 3 games)	
Most Penalty Minutes			
For	349	(1988, 21 games)	
Opp.	308	(1988, 6 games)	

ONE PLAYOFF SERIES

Most Goals Scored in Two-Game Series			
For	11	(1977 vs. Minnesota)	
Allowed	3	(1977 vs. Minnesota)	
Goals Scored in Three-Game Series			
Most	13	(1981 vs. Vancouver)	
Least	5	(1984 vs. Quebec)	
Goals Allowed in Three-Game Series			
Most	13	(1984 vs. Quebec)	
Least	2	(1983 vs. Montreal)	
Goals Scored in Four-Game Series			
Most	19	(1993 vs. Boston)	
Least	10	(1977 vs. N.Y. Islanders)	

Goals Allowed in Four-Game Series

Most	17	(1982 vs. Boston)
Least	6	(1999 vs. Ottawa)

Goals Scored in Five-Game Series

Most	22	(1985 vs. Quebec)
Least	11	(1978 vs. Philadelphia)

Goals Allowed in Five-Game Series

Most	24	(1981 vs. Minnesota)
Least	9	(1998 vs. Philadelphia)

Goals Scored in Six-Game Series

Most	24	(1991 vs. Montreal)
Least	9	(1999 vs. Dallas)

Goals Allowed in Six-Game Series

Most	29	(1975 vs. Montreal)
		(1991 vs. Montreal)
Least	13	(1998 vs. Washington)
		(1999 vs. Dallas)

Goals Scored in Seven-Game Series

Most	24	(1992 vs. Boston)
Least	14	(1994 vs. New Jersey)
		(1997 vs. Ottawa)

Goals Allowed in Seven-Game Series

Most	33	(1983 vs. Boston)
Least	13	(1997 vs. Ottawa)

ONE GAME ONLY

Most Goals

For	9	(4-29-92 vs. Boston)
Against	9	(4-20-83 at Boston)
Combine	12	(4-3-91 at Montreal, 7-5 Mtl.)
		(4-29-92 vs. Boston, 9-3 Buf.)

Most Goals in One Period

For	5	(4-20-75 vs. Chicago, 3rd per.)
		(4-13-85 vs. Quebec, 3rd per.)
		(4-14-85 vs. Quebec, 3rd per.)
Against	5	(4-5-73 at Montreal, 2nd per.)
		(4-8-82 at Boston, 2nd per.)
		(4-20-83 at Boston, 1st per.)
Combine	7	(4-13-85 vs. Quebec, 3rd per.)
		(5-11-97 vs. Philadelphia, 2nd per.)

Most Short-Handed Goals in Game

For	2	(Scott Arniel and Mike Foligno, 4-5-89 at Boston)
		(Darryl Shannon and Brian Holzinger, 4-27-98 vs. Philadelphia)

Most Short-Handed Goals on Same Penalty

For	2	(Darryl Shannon and Brian Holzinger, 4-27-98 vs. Philadelphia)
-----	---	--

Greatest Winning Margin

	6	(1977 vs. Minnesota, 7-1)
		(1980 vs. Vancouver, 6-0)
		(1989 vs. Boston, 6-0)
		(1992 vs. Boston, 9-3)

Greatest Losing Margin

	9	(1983 at Boston, 9-0)
--	---	-----------------------

Shots on Goal

Most	57	(4-8-76 vs. St. Louis)
Fewest	12	(6-12-99 vs. Dallas)



Most Points

11 Pat LaFontaine (1992 vs. Boston)

Most Penalty Minutes

56 Rob Ray (1991 vs. Montreal)

Most Power-Play Goals

5 Pat LaFontaine (1992 vs. Boston)

Most Short-Handed Goals

2 Dixon Ward (1999 vs. Toronto)

Most Minutes Played by Goaltender

484 Dominik Hasek (1994 vs. New Jersey)

Most Shots on Goal

38 Rick Martin (1973 vs. Montreal)

Most Goals by Opposing Player7 Guy Lafleur (1975 vs. Montreal)
Barry Pederson (1983 vs. Boston)**Most Assists by Opposing Player**

14 Rick Middleton (1983 vs. Boston)

Most Points by Opposing Player

18 Rick Middleton (1983 vs. Boston)

ONE STANLEY CUP FINAL SERIES(1975 vs. Philadelphia, 6 games -
1999 vs. Dallas, 6 games)**Most Goals**

3 Stu Barnes (1999 vs. Dallas)

Most Assists

4 Rick Martin (1975 vs. Philadelphia)

Most Points

6 Rick Martin (1975 vs. Philadelphia)

Most Penalty Minutes

18 Alexei Zhitnik (1999 vs. Dallas)

Most Power-Play Goals1 Jerry Korab (1975 vs. Philadelphia)
Rick Martin (1975 vs. Philadelphia)
Michael Peca (1999 vs. Dallas)
Gil Perreault (1975 vs. Philadelphia)
Alexei Zhitnik (1999 vs. Dallas)**Most Short-Handed Goals**

0 None

Most Minutes Played by Goaltender

428 Dominik Hasek (1999 vs. Dallas)

Most Shots on Goal

23 Gil Perreault (1975 vs. Philadelphia)

Most Goals by Opposing Player3 Brett Hull (1999 vs. Dallas)
Reggie Leach (1975 vs. Philadelphia)
Jere Lehtinen (1999 vs. Dallas)**Most Assists by Opposing Player**

7 Mike Modano (1999 vs. Dallas)

Most Points by Opposing Player

7 Mike Modano (1999 vs. Dallas)

ONE CONFERENCE FINAL SERIES**Most Goals**

6 Gil Perreault (1980 vs. N.Y. Islanders)

Most Assists4 Brian Holzinger (1999 vs. Toronto)
Peter McNab (1975 vs. Montreal)
Jason Woolley (1999 vs. Toronto)**Most Points**

8 Gil Perreault (1980 vs. N.Y. Islanders)

Most Penalty Minutes

24 Larry Carriere (1975 vs. Montreal)

Most Power-Play Goals

4 Stu Barnes (1999 vs. Toronto)

Most Short-Handed Goals

2 Dixon Ward (1999 vs. Toronto)

Most Minutes Played by Goaltender379 Dominik Hasek (1998 vs.
Washington)**Most Shots on Goal**

27 Rick Martin (1975 vs. Montreal)

Most Goals by Opposing Player

7 Guy Lafleur (1975 vs. Montreal)

Most Assists by Opposing Player

7 Pete Mahovlich (1975 vs. Montreal)

Most Points by Opposing Player10 Guy Lafleur (1975 vs. Montreal)
Jacques Lemaire (1975 vs. Montreal)
Pete Mahovlich (1975 vs. Montreal)**ONE SEMIFINAL SERIES****Most Goals**

5 Rene Robert (1973 vs. Montreal)

Most Assists7 Gil Perreault (1973 vs. Montreal; 1983
vs. Boston)**Most Points**

10 Gil Perreault (1973 vs. Montreal)

Most Penalty Minutes

47 Lindy Ruff (1983 vs. Boston)

Most Power-Play Goals

3 Rick Martin (1975 vs. Chicago)

Most Short-Handed Goals

1 Michael Peca (1999 vs. Boston)

Most Minutes Played by Goaltender347 Gerry Desjardins (1976 vs. N.Y.
Islanders)**Most Shots on Goal**

38 Rick Martin (1973 vs. Montreal)

Most Goals by Opposing Player

7 Barry Pederson (1983 vs. Boston)

Most Assists by Opposing Player

14 Rick Middleton (1983 vs. Boston)

Most Points by Opposing Player

18 Rick Middleton (1983 vs. Boston)

ONE QUARTERFINAL SERIES**Most Goals**

8 Pat LaFontaine (1992 vs. Boston)

Most Assists7 Gil Perreault (1982 vs. Boston)
Dale Hawerchuk (1994 vs.
New Jersey)**Most Points**

11 Pat LaFontaine (1992 vs. Boston)

Most Penalty Minutes

56 Rob Ray (1991 vs. Montreal)

Most Power-Play Goals

5 Pat LaFontaine (1992 vs. Boston)

Most Short-Handed Goals1 Craig Ramsay (1976 vs. St. Louis)
Scott Arniel (1989 vs. Boston)Mike Foligno (1989 vs. Boston)
Christian Ruutu (1991 vs. Montreal)
Dave Snuggerd (1991 vs. Montreal)
Petr Svoboda (1992 vs. Boston)
Pat LaFontaine (1992 vs. Boston)
Wayne Presley (1993 vs. Boston;
1995 vs. Philadelphia)
Brian Holzinger (1997 vs. Ottawa;
1998 vs. Philadelphia)
Dixon Ward (1997 vs. Philadelphia)
Darryl Shannon (1998 vs.
Philadelphia)**Most Minutes Played by Goaltender**484 Dominik Hasek (1994 vs.
New Jersey)**Most Shutouts**2 Bob Sauve (1983 vs. Montreal)
Dominik Hasek (1994 vs.
New Jersey)**Most Shots on Goal**27 Dave Andreychuk (1992 vs. Boston)
Pat LaFontaine (1992 vs. Boston)**Most Goals by Opposing Player**

6 Michel Goulet (1982 vs. Quebec)

Most Assists by Opposing Player10 Peter McNab (1982 vs. Boston)
Peter Stastny (1985 vs. Quebec)**Most Points by Opposing Player**10 Peter McNab (1982 vs. Boston)
Peter Stastny (1985 vs. Quebec)
Denis Savard (1991 vs. Montreal)
Adam Oates (1992 vs. Boston)**ONE GAME ONLY****Most Goals**

4 John Tucker (4-9-88 vs. Boston)

Most Assists4 Gil Perreault (4-10-82 vs. Boston;
4-17-80 vs. Chicago)
Dave Andreychuk (4-11-90 at
Montreal)**ALL-TIME PLAYOFF POINT LEADERS
AGAINST THE SABRES**

Name	G	A	PTS.
Ray Bourque (Boston)	6	29	35
Rick Middleton (Boston)	9	19	28
Adam Oates (Bos., Wash.)	4	18	22
Barry Pederson (Boston)	10	12	22
Stephane Richer (Mtl., N.J.)	13	6	19
Rod Brind'Amour (Philadelphia)	8	10	18
Cam Neely (Boston)	11	6	17
Denis Potvin (N.Y. Islanders)	5	12	17
Bryan Trottier (N.Y. Islanders)	3	14	17
Guy Lafleur (Montreal)	9	7	16
Peter Stastny (Quebec)	1	14	15
Jacques Lemaire (Montreal)	6	8	14
Pete Mahovlich (Montreal)	4	10	14
Eric Lindros (Philadelphia)	5	8	13
Eric Desjardins (Mtl., Phi.)	3	8	11
Guy Carbonneau (Mtl., Dallas)	3	7	10
John LeClair (Mtl., Phi.)	4	6	10

Most Points

5 John Tucker (4-10-88 vs. Boston)

Most Penalty Minutes

32 Kevin Maguire (4-9-88 vs. Boston)

Most Power-Play Goals2 John Tucker (4-9-88 vs. Boston;
4-10-88 vs. Boston)
Randy Burridge (5-11-97 vs.
Philadelphia)
Miroslav Satan (4-27-98 vs.
Philadelphia)**Most Short-Handed Goals**1 13 times, last Darryl Shannon and
Brian Holzinger (4-27-98 vs.
Philadelphia)**Most Minutes Played by Goaltender**125:43 Dominik Hasek (4-27-94 vs.
New Jersey)**Most Shots on Goal**11 Danny Gare (1976 vs. St. Louis)
Tony McKegney (1981 vs.
Minnesota)**Most Goals by Opposing Player**3 Yvon Courmoyer (4-5-73 at Montreal)
Guy Lafleur (5-1-75 at Montreal)
Barry Pederson (4-8-82 at Boston)**Most Assists by Opposing Player**4 Rick Middleton (4-18-83 vs. Boston)
Andrei Nikolishin (5-28-98 vs.
Washington)**Most Points by Opposing Player**

6 Rick Middleton (4-18-83 vs. Boston)



ROCHESTER AMERICANS DIRECTORY

Governor, President, Chief Executive Officer Steve Donner
 Vice President Andy Gross Sr.
 Executive Assistant Lynne Vangellow
 Administrative Assistant Jen Gallagher

Hockey Department

Alternate Governor, General Manager Jody Gage
 Head Coach Brian McCutcheon
 Assistant Coach Jon Christiano
 Athletic Trainer Kent Weisbeck
 Equipment Manager Dave Williams

Communications/Public Relations

Vice President of Communications Steve Rossi
 Radio/TV Broadcaster Don Stevens
 Community Relations Manager Collen Brown

Marketing/Sponsorship Sales/Merchandising

Vice President of Marketing Chris Palin
 Corporate Partnership Coordinator Renee St. Louis
 Marketing Sales Coordinator Angela Crissell
 Advertising Consultants Bob Russell, Peter Constanza
 Merchandising Manager Lisa Fuss

Ticket Sales

Director of Ticket Sales and Operations Dave Cieslinski
 Account Services Representatives Pat Shanahan, Andy Miller
 Director of Corporate Ticket Sales Dan Carpenter

Finance

Controller Mike Flaherty
 Bookkeeping/Accounts Payable Manager Heather Tindale
 Workmen's Compensation Coordinator Karen Gallagher

Team Information

Executive Offices Amerks Headquarters
 One War Memorial Square
 Rochester, NY 14614
 Telephone/Executive Offices/Hotline (716) 454-5335
 Fax Number (716) 454-3954
 Home Ice Blue Cross Arena at the Rochester War Memorial
 Dimensions of Rink 197 feet by 85 feet
 Seating Capacity 12,000 (approx.)
 Location of Press Box Suite Level
 Club Colors Red, White and Blue
 Uniforms Home: Base - White, Trim - Blue and Red
 Road: Base - Blue, Trim - White and Red
 Ticket Prices \$15.00, \$12.50, \$9.00/\$7.00
 Home Game Times Monday-Saturday at 7:35 p.m.; Sunday at 6:05 p.m.
 Radio Stations WHAM 1180-AM and WHTK 1280-AM
 Color Analyst John Bednarski



BRIAN McCUTCHEON Head Coach

After leading the Americans to their most successful season in franchise history in 1998-99, Brian McCutcheon returns for his third year as the Amerks Head Coach. In guiding the team to the playoffs for the tenth straight season and advancing to the Calder Cup Finals for the fifteenth time in club history, McCutcheon coached the Amerks on their way to setting seven single season franchise records. Led by the American Hockey League's top goaltender Martin Biron and AHL scoring leader Domenic Pittis, the Amerks established new AHL records for fewest goals allowed (176) and fewest road goals allowed (86). The team also set single season franchise marks for most points (111), most wins (52), most road points (55), most road wins (25), fewest road losses (11), and lowest team goals-against-average (2.07) in a single season. Brian was rewarded for his success with a multi-year contract extension prior to the start of the 1999-2000 season.

In two seasons as Rochester Head Coach, McCutcheon has established a record of 82-60-18, good for seventh place all-time in coaching wins. In addition he has led the team to the Calder Cup Playoffs in each of his first two seasons. Since taking over as the Americans head coach prior to the 1997-98 season, McCutcheon has been instrumental in the development of such Sabre prospects as Vaclav Varada, Erik Rasmussen, and Jean-Luc Grand-Pierre. In addition, players such as Biron and Cory Sarich (1999 AHL All-Rookie Team) have blossomed into NHL players in waiting while under McCutcheon.

Prior to joining the Amerks, McCutcheon served as the Head Coach and Director of Player Personnel for the Columbus Chill of the East Coast Hockey League. In his only season with the Chill, he led them to a 44-21-5 mark setting a franchise record for most wins and points in a season while winning the North Division title. McCutcheon was rewarded for his efforts with the ECHL Coach of the Year award.

That performance was made more impressive by the fact that it was only his second season working with professionals, and just his first as a head coach. In 1995-96, he served as an assistant to former Amerks Head Coach John Van Boxmeer with the Los Angeles Ice Dogs of the International Hockey League.

Prior to those two seasons, Brian had spent his career as a highly successful college coach. McCutcheon was the head coach from 1987-95 at Division I Cornell University compiling a 108-105-24 record over eight seasons. The tenure was a homecoming for McCutcheon who graduated from Cornell in 1971 after a playing career which included an NCAA Championship in 1970. Cornell went to the ECAC postseason tournament in seven of Brian's eight seasons as head coach, highlighted by four straight ECAC Final Fours.


McCutcheon had previously coached at Elmira College (located in Central New York) for seven seasons, the last six as head coach. He owns a 103-60-1 lifetime record at the school, including a 1986 New York State Coach of the Year award, the same year his Elmira team reached the #1 ranking among Division III schools.

He appeared in 37 games over parts of three seasons with the Detroit Red Wings, recording three goals, one assist, four points, and seven PIM.

A native of Toronto, Brian and his wife Susan have two children, Kelly (20) and Mark (15).

McCUTCHEON TIMELINE

Year	Role	League	Notes
1968-71	Played for Cornell University	ECAC - Div. I	Tri-Captain 1970 & All-Ivy 1971 37 Career NHL Games
1971-79	Played in Red Wings Organization	NHL/AHL	
1979-80	Player/Assistant for Aste-Graz	Austria Elite	
1980-81	Asst. Coach, Elmira College	ECAC - Div. III	
1981-87	Head Coach, Elmira College	ECAC - Div. III	Made Playoffs Each of Six Seasons Coached & Developed 19 NHL Draft Picks
1987-95	Head Coach, Cornell University	ECAC - Div. I	
1995-96	Asst. Coach, L.A. Ice Dogs	IHL	
1996-97	Head Coach/Dir. of Player Personnel, Columbus Chill	ECHL	Won ECHL Coach of the Year Honors
1997-99	Head Coach, Rochester Americans	AHL	82-60-18 (Regular Season), 13-11 (Playoffs)



JON CHRISTIANO Assistant Coach

ALL-TIME AMERICANS REGULAR SEASON RECORDS

Season	GP	W	L	T	Pts.	Coach
1956-57	64	34	25	5	73	Billy Reay
1957-58	70	29	35	6	64	Roly McLenahan
1958-59	70	34	31	5	73	Bucko MacDonald, Sam Pollack, Steve Kraftcheck
1959-60	72	40	27	5	85	Steve Kraftcheck
1960-61	72	32	36	4	68	Steve Kraftcheck, Jack Riley
1961-62	70	33	31	6	72	Johnny Crawford
1962-63	72	24	39	9	57	Rudy Migay
1963-64	72	40	30	2	82	Joe Crozier
1964-65	72	48	21	3	99	Joe Crozier
1965-66	72	46	21	5	97	Joe Crozier
1966-67	72	38	25	9	85	Joe Crozier
1967-68	72	38	25	9	85	Joe Crozier
1968-69	74	25	38	11	61	Dick Gamble
1969-70	72	18	38	16	52	Dick Gamble
1970-71	72	25	36	11	61	Dick Gamble, John O'Flaherty
1971-72	76	28	38	10	66	Doug Adam, Don Cherry
1972-73	76	33	31	12	78	Don Cherry
1973-74	76	42	21	13	97	Don Cherry
1974-75	76	42	25	9	93	Dick Mattiussi
1975-76	76	42	25	9	93	Dick Mattiussi
1976-77	80	42	33	5	89	Duane Rupp
1977-78	81	43	31	7	93	Duane Rupp
1978-79	80	26	42	12	64	Duane Rupp, Gary Darling, Ron Garwaisiuk, Pat Kelly
1979-80	80	28	42	10	66	Billy Inglis
1980-81	80	30	42	8	68	Mike Keenan
1981-82	80	40	31	9	89	Mike Keenan
1982-83	80	46	25	9	101	Mike Keenan
1983-84	80	46	32	2	94	Joe Crozier
1984-85	80	40	27	13	93	Jim Schoenfeld, John Van Boxmeer
1985-86	80	34	39	7	71	John Van Boxmeer
1986-87	80	47	26	7	101	John Van Boxmeer
1987-88	80	46	27	7	100	John Van Boxmeer
1988-89	80	38	37	5	81	John Van Boxmeer
1989-90	80	43	28	9	95	John Van Boxmeer
1990-91	80	45	26	9	99	Don Lever
1991-92	80	37	31	12	86	Don Lever
1992-93	80	40	33	7	87	John Van Boxmeer
1993-94	80	31	34	15	77	John Van Boxmeer
1994-95	80	35	38	7	77	John Van Boxmeer
1995-96	80	37	38	5	83	John Tortorella
1996-97	80	40	31	9	90	John Tortorella
1997-98	80	30	38	12	72	Brian McCutcheon
1998-99	80	52	22	6	111	Brian McCutcheon

1998-99 AHL REGULAR SEASON STANDINGS

EASTERN CONFERENCE

Atlantic	GP	W	L	T	PTS	GF	GA
Lowell (NY ISLANDERS)	80	33	34(2)	13	81	219	237
St. Johns (TORONTO)	80	34	39(4)	7	79	246	270
Fredricton (MONTREAL)	80	33	41(5)	6	77	246	246
Saint John (CALGARY)	80	31	41(1)	8	71	238	296
Portland (WASHINGTON)	80	23	50(2)	7	55	214	273

New England	GP	W	L	T	PTS	GF	GA
Providence (BOSTON)	80	56	20(4)	4	120	321	223
Hartford (NY RANGERS)	80	38	37(6)	5	87	256	256
Springfield (PHX & LA)	80	35	36(1)	9	80	245	232
Worcester (STL & OTT)	80	34	38(2)	8	78	237	260
New Haven (CAR & FLA)	80	33	40(5)	7	78	240	250

WESTERN CONFERENCE

Empire	GP	W	L	T	PTS	GF	GA
Rochester (BUFFALO)	80	52	22(1)	6	111	287	176
Albany (NEW JERSEY)	80	46	28(2)	6	100	275	230
Hamilton (EDMONTON)	80	40	33(4)	7	91	229	206
Adirondack (DETROIT)	80	21	51(3)	8	53	184	280
Syracuse (VAN & PIT)	80	18	53(3)	9	48	220	327

Mid-Atlantic	GP	W	L	T	PTS	GF	GA
Philadelphia (PHI.)	80	47	24(2)	9	105	272	221
Kentucky (SAN & FLA)	80	44	29(3)	7	98	272	214
Hershey (COLORADO)	80	37	33(1)	10	85	242	224
Cincinnati (ANAHEIM)	80	35	41(2)	4	76	227	249

Losses in overtime are noted in parentheses and are worth one point.

1998-99 AHL SCORING LEADERS

Team Name	GP	G	A	PTS
Domenic Pittis (Rochester)	76	38	66	104
Randy Robitaille (Providence)	74	28	74	102
John Madden (Albany)	75	38	60	98
Peter White (Philadelphia)	77	31	59	90
Jim Montgomery (Philadelphia)	78	29	58	87
Steve Brule (Albany)	78	32	52	84
Richard Park (Philadelphia)	75	41	42	83
Lonny Bohonos (St. John's)	70	34	48	82
Shane Willis (New Haven)	73	31	50	81
Craig Fisher (Rochester)	70	29	52	81

Name and Team	GP	G
Jeff Williams (New Haven)	74	46
Jason Podollan (St. John's)	68	42
Richard Park (Philadelphia)	75	41
John Madden (Albany)	75	38
Domenic Pittis (Rochester)	76	38



1998-99 AHL ALL-STARS

First Team	Position	Second Team
Martin Biron (Rochester)	Goaltender	Steve Passmore (Hamilton)
Randy Robitaille (Providence)	Center	Steve Guolla (Kentucky)
Shane Willis (New Haven)	Right Wing	Richard Park (Philadelphia)
Landon Wilson (Providence)	Left Wing	Jeff Williams (Albany)
Ken Sutton (Albany)	Defensemen	Terry Virtue (Providence)
Brandon Smith (Providence)		Dan Boyle (Kentucky)

Les Cunningham Award (Season MVP): Randy Robitaille, Providence
Eddie Shore Award (Top Defenseman): Ken Sutton, Albany
Fred T. Hunt Award (Dedication & Sportsmanship): Mitch Lamoureux, Hershey
Dudley "Red" Garrett Award (Top Rookie): Shane Willis, New Haven
Aldege "Baz" Bastien Award (Top Goaltender): Martin Biron, Rochester
Louis A.R. Pieri Award (Coach of the Year): Peter Laviolette, Providence
John B. Sollenberger Award (Top Scorer): Domenic Pittis, Rochester

AHL 1999 PLAYOFF REVIEW

Conference Quarterfinals

Saint John defeated Lowell (3 games to 0)
 Fredericton defeated St. John's (3 games to 2)
 Providence defeated Worcester (3 games to 1)
 Hartford defeated Springfield (3 games to 0)
 Rochester defeated Adirondack (3 games to 0)
 Hamilton defeated Albany (3 games to 2)
 Philadelphia defeated Cincinnati (3 games to 2)
 Kentucky defeated Hershey (3 games to 0)

Conference Semifinals

Fredericton defeated Saint John (4 games to 0)
 Providence defeated Hartford (4 games to 0)
 Rochester defeated Hamilton (4 games to 2)
 Philadelphia defeated Kentucky (4 games to 3)

Conference Finals

Providence defeated Fredericton (4 games to 2)
 Rochester defeated Philadelphia (4 games to 2)

Calder Cup Finals

Providence defeated Rochester (4 games to 1)

Calder Cup MVP: Peter Ferraro, Providence

AMERKS FACT

Fans in the Buffalo area who wish to attend an Americans' game should head on the New York State Thruway East to Exit 47 (Leroy). From there, go on Route I-490 East, exiting at Plymouth Ave. Take a right on Plymouth, then take a left on to Broad Street. The War Memorial is located at Broad and Exchange Streets (two blocks down from Plymouth).

Fans east of Rochester can take the I-490 West to Clinton Avenue/Downtown exit. At the second light, take a left on to Court Street. After crossing over the bridge, the War Memorial is on the right at Exchange and Broad.

1998-99 ROCHESTER AMERICANS FINAL REGULAR SEASON STATS

POS	NO.	PLAYER	GP	G	A	PTS	+/-	PIM	PP	SH	GW	S	PCTG
C	39	Domenic Pittis	76	38	66	104	24	110	11	1	9	190	20.5
C	17	Craig Fisher	70	29	52	81	15	28	20	0	6	169	17.2
C	16	Mike Harder	79	31	48	79	27	39	11	1	4	169	18.3
RW	12	Dean Sylvester	76	35	30	65	22	46	13	0	10	214	16.4
D	2	Mike Hurlbut	72	15	39	54	20	48	9	1	3	226	6.7
RW	19	Matt Davidson	80	26	15	41	27	42	1	2	6	131	19.8
D	7	Dean McLanson	79	7	27	34	30	190	2	0	0	171	4.1
LW	11	Denis Hamel	74	16	17	33	20	121	2	1	2	138	11.6
C	21	Scott Nichol	53	13	20	33	19	120	1	0	4	86	15.1
LW	14	Darren, Van Oene	73	11	20	31	13	143	0	0	0	105	10.5
D	29	Jason Holland	74	4	25	29	30	36	3	0	0	107	3.7
D	22	Cory Sarich	77	3	26	29	30	82	0	0	0	147	2.0
RW	33	Steffon Walby	48	15	13	28	-1	52	7	0	2	89	16.9
LW	15	Randy Cunneynworth	52	10	18	28	19	55	1	2	2	86	11.6
C	27	Erik Rasmussen	37	12	14	26	12	47	4	0	1	80	15.0
D	26	Alexandre Boikov (Roch)	13	0	1	1	1	15	0	0	0	10	0.0
		(Total)	68	5	14	19	22	131	0	0	0	98	5.1
LW	32	Greg Walters	56	6	8	14	16	200	2	0	0	37	16.2
C	41	Francois Methot	57	5	8	13	4	8	2	0	2	45	11.1
D	3	Alexei Tezikov	31	3	7	10	15	41	3	0	0	32	9.4
D	4	J-Luc Grand-Pierre	56	5	4	9	10	90	1	0	1	53	9.4
D	5	Kenny Shane	23	2	1	3	2	25	0	0	0	18	11.1
D	23	Jason Mansolf	26	0	3	3	6	14	0	0	0	18	0.0
G	43	Martin Biron	52	0	3	3	0	22	0	0	0	0	0.0
D	28	Marc Dupuis	11	0	2	2	4	2	0	0	0	8	0.0
LW	18	Peter Vandermeer	2	1	0	1	1	2	0	0	0	1	100.0
D	10	Dimitri Kalinin	3	0	1	1	2	14	0	0	0	2	0.0
RW	44	Carlin Nordstrom	11	0	0	0	0	29	0	0	0	1	0.0
C	8	Derek Wood	3	0	0	0	0	0	0	0	0	1	0.0
LW	36	Mark Dutiaume	3	0	0	0	0	0	0	0	0	1	0.0
D	23	Chris Hynnes	1	0	0	0	0	0	0	0	0	0	0.0
G	25	Tom Draper	26	0	0	0	0	0	0	0	0	0	0.0
G	30	Dwayne Roloson	2	0	0	0	0	0	0	0	0	0	0.0

SW#	GOALTENDER	GPI	MINS	AVG	W	L	T	EN	SO	GA	SA	SV %
43	Martin Biron	52	3129	2.07	36	13	3	1	6	108	1532	.930
30	Dwayne Roloson	2	120	2.00	2	0	0	0	0	4	51	.922
25	Tom Draper	26	1567	2.30	14	9	3	3	0	60	788	.924

SCORING	1	2	3	OT	TOT.	POWER PLAY	GOALS	OPP.	PCT.
AMERICANS	91	103	92	1	287	AMERICANS	96	425	22.6
OPPONENTS	52	55	68	1	176	OPPONENTS	61	408	15.0

SHOTS	1	2	3	OT	TOT.
AMERICANS	766	786	775	15	2342
OPPONENTS	737	842	780	16	2375



1999 ROCHESTER AMERICANS FINAL PLAYOFF STATS

POS	NO.	PLAYER	GP	G	A	PTS	+/-	PIM	PP	SH	GW	S	PCTG
C	39	Domenic Pittis	20	7	14	21	1	40	2	0	2	80	8.8
C	17	Craig Fisher	19	9	11	20	-2	10	3	0	4	67	13.4
RW	12	Dean Sylvester	18	12	5	17	5	8	4	3	2	51	23.5
LW	15	Randy Cunneynworth	20	3	14	17	6	58	0	1	0	38	7.9
C	16	Mike Harder	20	2	9	11	1	23	1	0	0	31	6.5
D	2	Mike Hurlbut	20	4	5	9	6	12	3	0	1	64	6.3
LW	11	Denis Hamel	20	3	4	7	0	10	2	0	0	50	6.0
D	29	Jason Holland	20	2	5	7	-5	8	2	0	1	40	5.0
C	8	Derek Wood	20	2	4	6	1	24	0	0	0	21	9.5
LW	14	Darren Van Oene	12	2	4	6	1	8	1	0	0	24	8.3
D	22	Cory Sarich	20	2	4	6	6	14	0	0	1	30	6.7
D	7	Dean Melanson	17	3	2	5	0	32	1	0	0	41	7.3
LW	32	Greg Walters	15	1	3	4	-4	14	1	0	0	7	14.3
D	26	Alexandre Boikov	17	1	3	4	0	24	0	0	1	22	4.5
RW	19	Matt Davidson	18	2	1	3	-2	6	0	0	0	20	10.0
G	43	Martin Biron	20	0	3	3	0	8	0	0	0	1	0.0
LW	18	Peter Vandermeer	14	1	0	1	1	38	0	0	0	11	9.0
C	41	Francois Methot	8	0	1	1	0	0	0	0	0	2	0.0
D	28	Marc Dupuis	16	0	0	0	-1	4	0	0	0	14	0.0
D	10	Dimitri Kalinin	7	0	0	0	-2	6	0	0	0	2	0.0
RW	44	Carlin Nordstrom	6	0	0	0	-1	18	0	0	0	3	0.0
D	8	Brian Campbell	2	0	0	0	-2	0	0	0	0	6	0.0
D	5	Shane Kenny	1	0	0	0	0	10	0	0	0	2	0.0
G	25	Tom Draper	2	0	0	0	0	0	0	0	0	0	0.0

SW#	GOALTENDER	GPI	MINS	AVG	W	L	EN	SO	GA	SA	SV %
43	MARTIN BIRON	20	1166:42	2.16	12	8	2	1	42	632	.934
25	TOM DRAPER	2	87:00	2.76	0	0	0	0	4	38	.895
ROCHESTER TOTALS		22	1254:20	2.30	12	8	2	1	46	672	.929

SCORING	1	2	3	OT	TOT.	POWER PLAY	GOALS	OPP.	PCT.
AMERICANS	21	17	16	2	56	AMERICANS	20	111	18.0
OPPONENTS	16	18	11	3	48	OPPONENTS	14	96	14.6

SHOTS	1	2	3	OT	TOT.
AMERICANS	204	198	197	28	627
OPPONENTS	201	217	219	35	672

AMERKS FACT

The Americans have won the Calder Cup in 1965, 1967, 1968, 1983, 1987 and 1996.

ROCHESTER AMERICANS CAREER LEADERS - 1956-99

Games Played	Tot.	Goals	Tot.	Assists	Tot.
Jody Gage	653	Jody Gage	351	Jody Gage	377
Dick Gamble	569	Dick Gamble	300	Bronco Horvath	343
Norm Armstrong	566	Gerry Ehman	237	Gerry Ehman	283
Darryl Sly	517	Bronco Horvath	199	Dick Gamble	265
Stan Smrke	513	Stan Smrke	197	Stan Smrke	239
Scott Metcalfe	499	Norm Armstrong	166	Geordie Robertson	231
Bronco Horvath	473	Geordie Robertson	164	Norm Armstrong	225
Gerry Ehman	465	Mal Davis	155	Scott Metcalfe	212
Dan Frawley	455	Bob Mongrain	153	Jim Jackson	205
Les Duff	399	Scott Metcalfe	137	Barry Merrell	187

Points	Tot.	Penalty Minutes	Tot.	Coaching Wins	Tot.
Jody Gage	728	Scott Metcalfe	1,424	John Van Boxmeer	333
Dick Gamble	565	Jim Hofford	1,212	Joe Crozier	260
Bronco Horvath	542	Dan Frawley	1,060	Mike Keenan	116
Gerry Ehman	520	Norm Armstrong	983		
Stan Smrke	436	Rob Ray	796		
Geordie Robertson	395	Rumun Ndur	795		
Norm Armstrong	391	Chris Langevin	750		
Scott Metcalfe	349	Kevin Kerr	680		
Bob Mongrain	339	Brad Rubachuk	665		
Barry Merrell	321	Dean Melanson	660		

AMERICANS TEAM SEASON RECORDS

CATEGORY	OVERALL	HOME	AWAY
Points - Most	111 (98-99)	64 (87-88)	46 (90-91)
- Least	52 (69-70)	37 (69-70)	10 (62-63)
Wins - Most	48 (64-65)	30 (87-88)	21 (twice)
- Least	18 (69-70)	14 (69-70)	4 (twice)
Losses - Most	42 (3 times)	18 (78-79)	30 (62-63)
- Least	21 (3 times)	4 (65-66)	13 (twice)
Ties - Most	16 (69-70)	9 (69-70)	8 (4 times)
- Least	2 (twice)	0 (twice)	1 (3 times)

Most Goals Scored - 389 (82-83)
 Fewest Goals Scored - 205 (57-58)
 Most Goals Against - 349 (78-79)
 Fewest Goals Against - 199 (twice)

Most Scoring Points: 1043 (82-83)
 Most Power-Play Goals: 109 (92-93)
 Most Short-handed Goals: 19 (82-83, 88-89, 89-90)
 Most Penalty Minutes: 2,588 (95-96)

Most 20 Goal Scorers: 8 (73-74, 77-78, 82-83)
 Most 30 Goal Scorers: 5 (64-65, 81-82, 82-83)
 Most 40 Goal Scorers: 3 (74-75, 82-83, 89-90)

Longest Winning Streak: 11 (Oct. 11 - Nov. 2, 1984; Apr. 14 - May 19, 1996)
 Longest Home Winning Streak: 15 (Jan. 17 - Mar. 26, 1965)
 Longest Unbeaten Streak: 14 (13-0-1; Oct. 24-Dec. 4, 1965)
 Longest Losing Streak: 10 (Feb. 6-21, 1981; Oct. 7-29, 1988)
 Longest Winless Streak: 14 (0-10-4; Mar. 20 - Apr. 5, 1970)



AMERICANS TEAM GAME RECORDS

Most Goals: 14 (vs. Cleveland, Nov. 24, 1966)
 Most Goals on Road: 10 (vs. Springfield, Apr. 1, 1972; vs. Fredericton, Nov. 24, 1981; vs. Maine, Dec. 29, 1982)
 Most Assists: 25 (vs. St. Catharines, Apr. 7, 1985)
 Most Points: 38 (vs. St. Catharines, Apr. 7, 1985)
 Most Goals - Both Teams: 20 (Rochester 14, Cleveland 6 - Nov. 24, 1966)
 Greatest Winning Margin: 12 (Rochester 13, New Haven 1 - Jan. 17, 1975)
 Greatest Losing Margin: 12 (Providence 15, Rochester 3 - Feb. 13, 1972; Nova Scotia 13, Rochester 1 - Feb. 15, 1980; Baltimore 12, Rochester 0 - Nov. 23, 1984)
 Highest Tie Score: 8-8 (Nov. 11, 1962 vs. Springfield)
 Scoreless Ties: 7 times (Nov. 7, 1964 vs. Buffalo; Mar. 31, 1967 vs. Pittsburgh;
 Feb. 26, 1971 vs. Baltimore; Feb. 11, 1972 vs. Richmond; Jan. 27, 1974 vs. Virginia;
 Nov. 20, 1991 at Halifax; Nov. 10, 1997 vs. Adirondack)

AMERICANS ONE SEASON INDIVIDUAL RECORDS

Most Goals: 61 (Paul Gardner - 1985-86)
 Most Assists: 73 (Geordie Robertson - 1982-83)
 Most Points: 119 (Geordie Robertson - 1982-83)
 Most Penalty Minutes: 446 (Rob Ray - 1988-89)
 Most Power-Play Goals: 25 (Paul Gardner - 1985-86)
 Most Short-Handed Goals: 11 (Gary McAdam - 1982-83)
 Most Game-Winning Goals: 10 (Dean Sylvester 1998-99)
 Most Unassisted Goals: 9 (Paul O'Neill - 1975-76)

Most Goals by a Center: 61 (Paul Gardner - 1985-86)
 Most Assists by a Center: 73 (Geordie Robertson - 1982-83)
 Most Points by a Center: 119 (Geordie Robertson - 1982-83)
 Most Penalty Minutes by a Center: 246 (Brad Rubachuk - 1993-94)

Most Goals by a Left Wing: 51 (Murray Kuntz - 1973-74)
 Most Assists by a Left Wing: 59 (Stan Smrke - 1964-65)
 Most Points by a Left Wing: 98 (Dick Gamble - 1965-66; Mike Donnelly - 1989-90)
 Most Penalty Minutes by a Left Wing: 446 (Rob Ray - 1988-89)

Most Goals by a Right Wing: 60 (Jody Gage - 1987-88)
 Most Assists by a Right Wing: 61 (Ed Litzenberger - 1964-65)
 Most Points by a Right Wing: 104 (Jody Gage - 1987-88)
 Most Penalty Minutes by a Right Wing: 352 (Kevin Kerr - 1987-88)

Most Goals by a Defenseman: 18 (Rick Pagnutti - 1972-73)
 Most Assists by a Defenseman: 58 (Bob Hess - 1980-81)
 Most Points by a Defenseman: 75 (Bob Hess - 1980-81)
 Most Penalty Minutes by a Defenseman: 322 (Jim Hofford - 1987-88)

Most Goals by a Goaltender: 1 (Darcy Wakaluk - 1987-88; Robb Stauber - 1995-96)
 Most Assists by a Goaltender: 7 (Darcy Wakaluk - 1989-90; David Littman - 1990-91)
 Most Penalty Minutes by a Goaltender: 55 (Jim Pettie - 1976-77)
 Most Games Played by a Goaltender: 72 (Gerry Cheevers - 1964-65)
 Most Minutes Played by a Goaltender: 4,359 (Gerry Cheevers - 1964-65)
 Most Wins by a Goaltender: 48 (Gerry Cheevers - 1964-65)
 Most Shutouts by a Goaltender: 6 (Bob Perreault - 1967-68; Martin Biron - 1998-99)
 Lowest Goals-Against Average: 2.07 (Martin Biron - 1998-99)

Most Goals by a Rookie: 42 (Donald Audette - 1989-90)
 Most Assists by a Rookie: 66 (Todd Simon - 1992-93)
 Most Points by a Rookie: 98 (Peter Ciavaglia - 1991-92)
 Most Penalty Minutes by a Rookie: 446 (Rob Ray - 1988-89)

Most Consecutive Games With a Point: 25 (Peter Ciavaglia - 1992-93)

AMERICANS INDIVIDUAL GAME RECORDS

Most Goals: 5 (Dave Hynes - Jan. 17, 1975; Donald Audette - Oct. 29, 1989)
 Most Assists: 6 (Rudy Migay - Feb. 6, 1959; Ed Litzenberger - Jan. 24, 1965; Geordie Robertson - Dec. 26, 1983)
 Most Points: 7 (Ed Joyal - Feb. 24, 1967; Geordie Robertson - Dec. 26, 1983; Darrin Shannon, Jan. 13, 1991)
 Most Penalty Minutes: 54 (Wally Weir - Jan. 16, 1981 - four misconducts, two majors, two minors)

1999-2000 ROCHESTER AMERICANS SCHEDULE

HOME			AWAY		
Friday	Oct-1	Springfield	Saturday	Oct-2	Syracuse
Friday	Oct-8	Philadelphia	Wednesday	Oct-13	Albany
Monday*	Oct-11	Hamilton	Saturday	Oct-16	Hartford
Friday	Oct-15	Hershey	Thursday	Oct-21	Louisville
Saturday	Oct-30	Syracuse	Saturday	Oct-23	Cincinnati
Friday	Nov-5	Worcester	Sunday	Oct-24	Kentucky
Wednesday	Nov-10	Philadelphia	Friday	Oct-29	Albany
Friday	Nov-12	Wilkes-Barre/Scranton	Saturday	Nov-6	Albany
Saturday	Nov-20	Syracuse	Saturday	Nov-13	Syracuse
Friday	Nov-26	Albany	Friday	Nov-19	Syracuse
Saturday	Nov-27	Hamilton	Sunday	Nov-21	Philadelphia
Friday	Dec-3	Louisville	Wednesday	Nov-24	Wilkes-Barre/Scranton
Sunday	Dec-5	Wilkes-Barre/Scranton	Sunday	Nov-28	Hamilton
Friday	Dec-10	Worcester	Saturday	Dec-4	Springfield
Friday	Dec-17	Syracuse	Saturday	Dec-11	Albany
Saturday	Dec-18	Albany	Monday	Dec-27	Hamilton
Thursday	Dec-23	Portland	Tuesday	Dec-28	Syracuse
Sunday	Dec-26	Hamilton	Sunday	Jan-2	Hamilton
Thursday	Dec-30	Hershey	Saturday	Jan-8	Albany
Wednesday	Jan-5	Louisville	Wednesday	Jan-12	Hamilton
Friday	Jan-7	Hamilton	Friday	Jan-14	Wilkes-Barre/Scranton
Sunday**	Jan-16	All-Star Skills Competition	Saturday	Jan-15	Syracuse
Monday***	Jan-17	AHL All-Star Game	Wednesday	Jan-19	Wilkes-Barre/Scranton
Wednesday	Jan-26	Syracuse	Friday	Jan-21	Springfield
Friday	Jan-28	Providence	Saturday	Jan-22	Portland
Friday	Feb-4	Hamilton	Saturday	Jan-29	Worcester
Friday	Feb-18	Quebec	Saturday	Feb-5	Hamilton
Sunday	Feb-20	Cincinnati	Sunday	Feb-6	Hershey
Tuesday	Feb-22	Kentucky	Sunday	Feb-13	Providence
Friday	Feb-25	Albany	Tuesday	Feb-15	Quebec
Saturday	Feb-26	Albany	Wednesday	Feb-16	Saint John
Sunday	Mar-5	Springfield	Wednesday	Feb-23	Lowell
Friday	Mar-10	Wilkes-Barre/Scranton	Friday	Mar-3	Philadelphia
Sunday	Mar-12	Saint John	Saturday	Mar-4	Hershey
Wednesday	Mar-15	Kentucky	Saturday	Mar-11	Wilkes-Barre/Scranton
Friday	Mar-17	Philadelphia	Saturday	Mar-18	Philadelphia
Sunday	Mar-19	Cincinnati	Tuesday	Mar-21	Louisville
Wednesday	Mar-29	Wilkes-Barre/Scranton	Saturday	Mar-25	Cincinnati
Friday	Mar-31	Lowell	Saturday	Apr-1	Worcester
Sunday	Apr-2	Albany	Saturday	Apr-8	Kentucky
Wednesday	Apr-5	Syracuse			
Friday	Apr-7	Hartford			

Start Times: Monday-Saturday 7:35pm

*4:05pm

**3:00pm

***4:00pm

Sunday: 6:05pm



HOCKEY IN BUFFALO...BEFORE THE SABRES

The current edition of hockey in Buffalo -- the National Hockey League -- is not the only type the city has known. The Sabres began playing in 1970-71, and, since 1979, have had an American Hockey League affiliate in Rochester. But, from 1936-1970, there was hockey in Buffalo, an American Hockey League team, the Bisons. That team won five Calder Cups, to go with four runner-up performances in the finals. This section takes a look at that historic era of professional hockey in the Nickel City.

ALL-TIME BISONS' REGULAR SEASON RECORDS

Season	GP	W	L	T	Pts.	Coach
1936-37+	11	3	8	0	6	NA
1940-41	56	19	27	10	48	Tiny Thomas
1941-42	56	25	25	6	56	Tiny Thomas
1942-43*	56	28	21	7	63	Art Chapman
1943-44*	54	25	16	13	63	Art Chapman
1944-45	60	31	21	8	70	Art Chapman
1945-46*	62	38	16	8	84	Frank Beisler
1946-47	64	36	17	11	83	Frank Beisler
1947-48~	68	41	23	4	86	R. Goldsworthy
1948-49	68	33	27	8	74	Hector Blake, R. Goldsworthy
—						
1949-50	70	32	29	9	73	R. Goldsworthy
1950-51	70	40	26	4	84	R. Goldsworthy
1951-52	68	28	36	4	60	R. Goldsworthy
1952-53	64	22	39	3	47	Frank Eddolls
1953-54	70	39	24	7	85	Frank Eddolls
1954-55~	64	31	28	5	67	Gaye Stewart
1955-56	64	29	30	5	63	Frank Eddolls
1956-57	64	25	37	2	52	Frank Eddolls
1957-58	70	25	42	3	53	Harry Watson
1958-59~	70	38	28	4	80	Bobby Kirk, Fred Hunt
—						
1959-60	72	33	35	4	70	Dit Clapper
1960-61	72	35	34	3	73	Frank Eddolls
1961-62~	70	36	31	3	75	Billy Reay
1962-63*	72	41	24	7	89	Billy Reay
1963-64	72	25	40	7	57	Tex Evans
1964-65	72	40	26	6	86	Phil Watson
1965-66	72	29	40	3	61	Phil Watson
1966-67	72	14	51	7	35	Fred Hunt
1967-68	72	32	28	12	76	Fred Shero
1968-69	74	41	18	15	97	Fred Shero
1969-70*	72	40	17	15	95	Fred Shero

+ - Buffalo withdrew December 9, 1936 when fire destroyed building and all games involving Buffalo were eliminated from counting in the standings.

* - Won Calder Cup.

~ - Runner-up in Calder Cup Finals.

BISONS FACT

The 1942-43 Bisons had - along with the 1941-42 Cleveland Barons - held the American Hockey League record for shutouts in one season with nine until March 22, 1996 when the Springfield Falcons posted their 10th of the year.

AMERICAN HOCKEY LEAGUE TROPHIES WON BY BISONS

Louis A.R. Pieri Memorial Award - Named in honor of the late long-time contributor to the American Hockey League as owner of the Providence Reds. It is presented to the outstanding coach in the AHL.

1969-70 - Fred Shero

Les Cunningham Plaque - Named in honor of the first AHL player to score 200 points in regular season play. Les Cunningham played a total of 10 seasons with the Cleveland Barons, averaging better than a point a game. It is presented to the most valuable player selected by the media and players of the League.

1950-51 - Ab DeMarco
1960-61 - Phil Maloney
1962-63 - Dennis DeJordy
1964-65 - Art Stratton
1968-69 - Gilles Villemure
1969-70 - Gilles Villemure

John B. Sollenberger Trophy - Named in honor of the longtime contributor to the AHL as manager and president of the Hershey Bears, and former Chairman of the Board of Governors of the American Hockey League. It is presented to the individual who accumulated the most points over the course of the season. (Previously known as the Wally Kilrea Trophy and the Carl Liscombe Trophy.)

1950-51 - Ab DeMarco
1964-65 - Art Stratton

Eddie Shore Plaque - Named in honor of the late Hockey Hall of Fame member who, after retiring from the NHL in 1940, bought the Springfield franchise and operated it until his retirement in 1976. Shore is widely regarded as one of hockey's greatest defenseman. The award goes to the player voted by the media and the players in each AHL city adjudged to be the best defenseman in the League.

1968-69 - Bob Blackburn

Harry (Hap) Holmes Memorial Trophy - From 1947-48 through 1970-71 this award was given annually to the goaltender with the lowest goals-against average providing he had played in 50% of the total championship games. Harry "Hap" Holmes was an early figure in professional hockey and was one of the outstanding goalkeepers of his era. He played for and managed the Cleveland entry in pre-AHL days.

1949-50 - Connie Dion
1962-63 - Dennis DeJordy
1968-69 - Gilles Villemure
1969-70 - Gilles Villemure

Dudley (Red) Garrett Memorial Trophy - Named after a young player who gave his life during World War II while in the service of the Canadian Navy. It is presented annually to the American Hockey League's outstanding rookie as voted by the media and players in each AHL city.

1949-50 - Paul Meger
1953-54 - Don Marshall
1960-61 - Chico Maki
1962-63 - Doug Robinson
1964-65 - Ray Cullen

BUFFALO BISON ALL-STARS

First Team

G - Gordon Bell (1942-43)
 D - Frank Beisler (1942-43)
 D - Roger Leger (1944-45)
 D - Gordon Davidson (1944-45)
 D - Roger Leger (1945-46)
 C - Murdo MacKay (1948-49)
 C - Ab DeMarco (1950-51)
 LW - Paul Meger (1950-51)
 D - Frank Eddolls (1953-54)
 RW - Ed Slowinski (1953-54)
 LW - Gaye Stewart (1953-54)
 D - Frank Sullivan (1955-56)
 G - Marcel Paille (1958-59)
 D - Ivan Irwin (1958-59)
 C - Phil Maloney (1960-61)
 LW - Dick Gamble (1960-61)
 LW - Barry Cullen (1961-62)
 G - Dennis DeJordy (1962-63)
 C - Art Stratton (1962-63)
 RW - John McKenzie (1962-63)
 C - Art Stratton (1964-65)
 LW - Len Lunde (1964-65)
 RW - Pat Hannigan (1964-65)
 D - Ron Ingram (1967-68)
 G - Gilles Villemure (1968-69)
 D - Bob Blackburn (1968-69)
 RW - Guy Trottier (1968-69)
 G - Gilles Villemure (1969-70)
 RW - Guy Trottier (1969-70)

Second Team

G - Claude Bourque (1941-42)
 RW - Bill Summerhill (1942-43)
 D - Gordon Davidson (1943-44)
 G - Connie Dion (1945-46)
 G - Connie Dion (1949-50)
 C - Ab DeMarco (1949-50)
 LW - Paul Meger (1949-50)
 D - Hugh Currie (1950-51)
 RW - Lorne Davis (1952-53)
 D - Frank Sullivan (1954-55)
 C - Ken Wharram (1954-55)
 C - Larry Wilson (1955-56)
 G - Harry Lumley (1956-57)
 D - Frank Sullivan (1956-57)
 D - Frank Martin (1958-59)
 D - Gus Morton (1959-60)
 C - Larry Wilson (1959-60)
 D - Ian Cushman (1962-63)
 LW - Doug Robinson (1962-63)
 G - Ed Chadwick (1964-65)
 D - John Miszuk (1964-65)
 D - Ron Ingram (1968-69)
 C - Dennis Hextall (1968-69)
 LW - Don Blackburn (1969-70)

TOP BISON PLAYERS

SCORING 100 OR MORE POINTS IN ONE SEASON

Player	Year	GP	G	A	Pts
Ab DeMarco	1950-51	64	37	76	113
Phil Maloney	1960-61	71	37	65	102
Art Stratton	1964-65	71	25	84	109

50-GOAL SCORERS

Player	Year	GP	G	Pts
Len Lunde	1964-65	72	50	96
Guy Trottier	1969-70	71	55	88

REGULAR SEASON SCORING LEADERS

Player	Year	GP	G	A	Pts
Ab DeMarco	1950-51	64	37	76	113
Art Stratton	1964-65	71	25	84	109

REGULAR SEASON GOALTENDING LEADERS

Goalie	Year	GP	GA	SO	GAA
Gordie Bell	1942-43	52	125	9	2.40
Yves Nadon	1944-45	30	87	3	2.90
Connie Dion*	1945-46	42	124	1	2.95
Jacques Plante	1953-54	55	148	3	2.69
Dennis DeJordy	1962-63	67	187	6	2.79
Gilles Villemure	1968-69	62	148	6	2.41
Gilles Villemure	1969-70	65	156	8	2.52

* - spent part of the season with St. Louis

RADIO-TELEVISION INFORMATION

For the third-consecutive season, all Sabre games will be broadcast on the team's flagship station WHTT 104.1 FM. Calling the action will be the television tandem of Rick Jeanneret and Jim Lorentz. The Sabres will again simulcast on radio each game televised on the Empire Sports Network.

The Empire Sports Network again serves as the team's television home, broadcasting all of the Sabres' 82 games. Empire is a regional sports network that is in its ninth year of operation. The Network services over 1.2 million cable subscribers across New York State and is also available on the DirecTV and Primestar home satellite systems.

Rick Jeanneret



The 1999-2000 season marks Rick Jeanneret's 29th year as a broadcaster for the Buffalo Sabres. He began with the Sabres prior to the 1971-72 season, serving as the club's radio voice and held that post until 1995. Jeanneret then became the television play-by-play announcer, beginning with the 1995-96 campaign. He broadcast his first game during the 1971 preseason for the Cincinnati Swords (the Sabres' minor league team at the time).

Jeanneret earned his start in 1963 while attending a Niagara Falls Flyers (Junior A) game in which he filled in for the regular announcer who had taken ill. He then went on to become the color analyst for one season before moving to the play-by-play

position in 1965.

A native of St. Catharines, Ontario, Jeanneret currently resides in Niagara Falls, Canada, with his wife, Sandra. Rick has two sons, Mark and Chris.

Jim Lorentz



Versatility has been a trademark of Lorentz' career as a player and broadcaster for the Sabres. Beginning in 1981, he has been involved as the color commentator for radio and in his present role of television commentator since the 1992-93 season.

Lorentz played 10 seasons in the NHL with Boston, St. Louis, the New York Rangers and Buffalo. His 331 points rank him fourteenth in all-time scoring for the Sabres, totaling 134 goals, 197 assists in 487 games. He retired in 1978 with 399 points in the NHL and a Stanley Cup Championship with the Bruins in 1970.

In addition to his work with the Sabres, the Waterloo, Ontario, native runs a hockey program for youth each summer.

Danny Gare



This former Sabres captain is beginning his third season as an ice-level reporter for the organization, which drafted him in the second round in 1974. Prior to his current post, Gare served as the radio color analyst during the 1995-96 season.

After 13 seasons in the NHL, Gare retired in 1987 after compiling 354 goals, 331 assists for 685 points in 827 games with Buffalo, Detroit and Edmonton. He scored on his first shift in the NHL and ranks 9th in Sabre history with 500 points. Gare reached the 50-goal mark twice in his career with Buffalo, scoring exactly 50 in 1975-76, and later tied for the NHL's goal-scoring title with a career-best 56 in 1979-80.

A native of Nelson, British Columbia, Gare was elected in to the Sabres' Hall of Fame in 1994.

Mark Jeanneret



Jeanneret is entering his first full season with the Sabres Radio Network since assuming his role as Radio Producer/Host in January of 1999. Mark is the host of the Sabres pregame and postgame shows, as well as handling intermission segments. He also is a writer and associate producer in Sabres video production.

Previously, Mark served as Media Relations Director and play-by-play announcer for the Eric Otters of the Ontario Hockey League (1996-98), and as a sports reporter for the St. Catharines Standard (1991-98). He is a graduate of the broadcasting program at Niagara College in Welland, Ontario (1990).



MEDIA INFORMATION

Requests for information should be directed to the Sabres' Communications Department, Buffalo Sabres, Marine Midland Arena, One Seymour H. Knox, III Plaza, Buffalo, NY 14203. The phone number is (716) 855-4100. Fax transmissions can be sent to (716) 855-4110.

Season passes are available only to those media members who cover the team on a regular basis. Those who need media credentials for an individual game should contact Michael Gilbert (716) 855-4526 or Gil Chorbajian (716) 855-4588 by 5 p.m. the day before a game, and by 5 p.m. on Friday before a Sunday game. Requests for individual game seating should be provided on your media outlet's letterhead (via fax). Furthermore, free-lance photographers will be admitted on an assignment-only basis, which must come from the photo editor. Press box seats are filled on a space-available basis.

The media entrance to Marine Midland Arena is located at the plaza area on the east (Illinois Street) side of the building, aligned with the middle of the parking ramp.

All requests for pre-game live shots should be coordinated through a member of the Communications Department and Director of Broadcasting Joe Guarnieri (716) 855-4474 to assure location and transmission.

The Sabres' press lounge opens two hours before game time, and also serves as the media work room, it can be reached by turning right upon entering the building at the media entrance (mentioned above).

Press credentials can be picked up before 4:30 p.m. at the arena's security office. From 4:30 p.m. on, the passes will be at the media entrance described above (please note that pick up times will be adjusted for after-noon games).

To reach the press box, return back toward (and just past) the security office/media entrance and ride the freight elevator to the top/press level (indicated with a "P" in the elevator).

Credentials should be displayed at all times for admission to the press box, press lounge/work room, and dressing room areas. YOUR COOPERATION IS APPRECIATED IN MAINTAINING A WORKING ATMOSPHERE IN THE LOCKER ROOM(S). ABSOLUTELY NO AUTOGRAPH REQUESTS. VIOLATORS WILL BE ASKED TO LEAVE.

Please note that smoking is prohibited not only in both the press lounge/work room and the press box, but in the whole arena (under N.Y. State law).

There are electrical outlets and phone jacks at all seats in the press box, but phone lines are not active unless arrangements are made by calling Al Weissman at (716) 855-4481. Please keep in mind that there is a minimum number of pool phones in the press box for use by visiting media as well as two pay phones.

Practices that cannot be held at Marine Midland Arena, will take place at the Pepsi Center. Practices are open to the media, and reporters should contact Gil Chorbajian in the Communications Department to verify times (716) 855-4588.

DIRECTIONS TO MARINE MIDLAND ARENA

Marine Midland Arena is on Buffalo's waterfront at the end of Washington Street. It is bordered by Main and Illinois Streets, and South Park Avenue. There are several parking lots in that area. For directions see below or for more detailed information, contact the Sabres at (716) 855-4100.

From N.Y. State Thruway (90): Take Interstate 90 to downtown Buffalo to 190 North (exit 53). *Recommended:* Take exit 5 (Hamburg St.), turning right onto Hamburg St. Turn right onto Perry St. (first light) or South Park Ave. (second light). Marine Midland Arena is two blocks ahead with parking past Michigan Ave.

Alternate: From I90, take exit 6 (Elm St.). Stay to the right on exit ramp and exit onto Seneca St. Take Seneca St. to first light and turn right onto Michigan Ave. (first light). Turn right onto Michigan Ave. (over bridge), turn right onto Perry St. (second street over bridge). Marine Midland Arena is one block ahead with parking available on either side of Perry St.

From Canada and North: Take the 190 South heading toward downtown Buffalo. Exit at Niagara St. and head toward downtown. Turn right on South Elmwood Ave. (before City Hall) and continue until you cross Church St., at that point Elmwood Ave. becomes Lower Terrace (Adam's Mark Hotel on your right). Travel on Lower Terrace and turn right on Washington St. The MMA is at the end of Washington St.

DIRECTIONS TO THE PEPSI CENTER

(coming from Greater Buffalo/Niagara International Airport)

Exit the airport and follow signs to the Kensington Expressway (33 West). Take 90 East to 290 West. Exit 290 at Millersport North. Take Maple Rd. exit and turn right onto Maple Rd. Turn left at first light onto North Maplemere. Pepsi Center is located at the end of North Maplemere.

Pepsi Center
1615 Amherst Manor Drive • Williamsville, NY 14221
Phone: (716) 631-7555

NATIONAL HOCKEY LEAGUE

Executive Offices — New York, 1251 Avenue of the Americas, 47th Floor, New York, NY 10020-1198, (212) 789-2000, Fax: (212) 789-2020, PR Fax: (212) 789-2080

NHL, Montréal — 1800 McGill College Avenue, Suite 2600, Montréal, Québec, H3A 3J6, (514) 288-9220, Fax: (514) 284-0300

NHL, Toronto — 50 Bay Street, 11th Floor, Toronto, Ontario, M5J 2X8, (416) 981-2777, Fax: (416) 981-2749

NHL Enterprises, L.P. — 1251 Avenue of the Americas, 47th Floor, New York, NY 10020-1198, (212) 789-2000, Fax: (212) 789-2020

NHL Enterprises Canada, L.P. — 75 International Blvd., Suite 301, Rexdale, ON M9W 6L9, (416) 798-9388, Fax: (416) 798-9395

NHL Europe — Signaustasse 1, 8008 Zurich — Switzerland

NHL Productions — 183 Oak Tree Road, Tappan, NY 10983-2809, (914) 365-6701, Fax: (914) 365-6010

NHL DIRECTORY

CommissionerGary B. Bettman
Senior VP Legal AffairsWilliam L. Daly
Senior VP and Director of Hockey OperationsColin Campbell
VP BroadcastingGlenn Adamo
VP Media RelationsFrank Brown
VP SecurityDennis Cunningham
VP Hockey Operations (Toronto)Jim Gregory
VP and Chief Financial OfficerCraig Harnett
VP CommunicationsBernadette Mansur
VP Public Relations and Media ServicesGary Meagher
VP Public RelationsArthur Pincus
VP Television and Business AffairsEllis T. "Skip" Prince III
VP Special EventsFrank Supovitz
VP and General CounselDavid Zimmerman
Associate CounselKatherine Jones
Executive Assistant to the CommissionerDebbie Jordan

Broadcasting / NHL Productions

Vice PresidentGlenn Adamo
Executive ProducerKen Rosen
Senior ProducerDarryl Lepid
Director, BroadcastingAdam Acone
Director, Broadcasting and ResearchSamuel Esposito, Jr.
Director, Broadcast Operations / NHLPPatti Fallick
Director, Scheduling and OperationsSteve HatzePetros
Manager, BroadcastingTodd Goodman
Manager, BroadcastingAnthony Triano

Corporate Communications

DirectorMary Pat Clarke
ManagerTracey Warshaw
PublicistSandra Carreón

Public Relations

VP, Media RelationsFrank Brown
VP, Public Relations and Media Services (Toronto)Gary Meagher
Chief Statistician (Toronto)Benny Ercolani
Director, Public RelationsAndrew McGowan
Manager, Media ServicesSusan Aglietti
Manager, News ServicesGreg Inglis
Publicist, Media RelationsAmy Early
Public Relations Coordinator (Toronto)David Keon
News Services AssistantAdam Schwartz
Public Relations Assistant (Toronto)Chris Tredree

NHL DIRECTORY

Anaheim Mighty Ducks
Arrowhead Pond of Anaheim
2695 Katella Ave.
Anaheim, CA 92806
(714) 940-2900
website: www.mightyducks.com

Atlanta Thrashers
One CNN Center
12th South Tower
Atlanta, GA 30303
(404) 827-3394
website: www.atlantahockey.com

Boston Bruins
One FleetCenter
Suite 250
Boston, MA 02114
(617) 624-1950
website: www.bostonbruins.com

Calgary Flames
Canadian Airlines Saddledome
555 Saddledome Rise SE
Calgary, Alberta, Canada T2P 3B9
(403) 777-2177
website: www.calgaryflames.com

Carolina Hurricanes
Raleigh Entertainment
and Sports Arena
1400 Edwards Mill Road
Raleigh, NC 27607
(919) 467-7825
website: www.carolinahurricanes.com

Chicago Blackhawks
The United Center
1901 W. Madison Street
Chicago, IL 60612
(312) 455-7000
website: www.chicagoblackhawks.com

Colorado Avalanche
Pepsi Center
1000 Chopper Place
Denver, CO 80204-1799
(303) 893-6700
website: www.coloradoavalanche.com

Dallas Stars
Dr. Pepper StarCenter
211 Cowboys Parkway
Irving, TX 75063
(972) 868-2890
website: www.dallasstars.com

Detroit Red Wings
Joe Louis Arena
600 Civic Center Drive
Detroit, MI 48226
(313) 396-7544
website: www.detroitredwings.com

Edmonton Oilers
11230 110th Street
Edmonton, Alberta, Can. T5G 3G8
(403) 414-4000
website: www.edmontonoilers.com

Florida Panthers
National Car Rental Center
One Panthers Parkway
Sunrise, FL 33323
(954) 768-1900
website: www.flpanthers.com

Los Angeles Kings
Staples Center
1111 S. Figueroa Street
Los Angeles, CA 90015
(310) 419-3160
website: www.lakings.com

Montreal Canadiens
Centre Molson
1260 de La Gauchetiere Street West
Montreal, QC, Canada H3B 5E8
(514) 932-2582
website: www.canadiens.com

Nashville Predators
Gaylord Entertainment Center
501 Broadway
Nashville, TN 37203
(615) 770-2300
website: www.nash-nhl.com

New Jersey Devils
Continental Airlines Arena
P.O. Box 504
East Rutherford, NJ 07073
(201) 935-6050
website: www.newjerseydevils.com

New York Islanders
Nassau Coliseum
Uniondale, NY 11553
(516) 794-4100
website: www.newyorkislanders.com

New York Rangers
Madison Square Garden
Two Pennsylvania Plaza
New York, NY 10121
(212) 465-6486
website: www.newyorkrangers.com

Ottawa Senators
1000 Palladium Drive
Kanata, ON, Canada K2V 1A5
(613) 591-8930
website: www.ottawasenators.com

Philadelphia Flyers
First Union Center
3601 S. Broad Street
Philadelphia, PA 19148
(215) 465-4500
website: www.philadelphiaflyers.com

Phoenix Coyotes
Cellular One Ice Den
9375 E. Bell Road
Scottsdale, AZ 85260
(602) 473-5699
website: www.PhoenixCoyotes.com

Pittsburgh Penguins
Civic Arena
One Chatham Center
Suite 400
Pittsburgh, PA 15219
(412) 642-1300
website: www.pittsburghpenguins.com

St. Louis Blues
Kiel Center
1401 Clark Avenue
St. Louis, MO 63103
website: www.stlouisblues.com

San Jose Sharks
San Jose Arena
525 West Santa Clara Street
San Jose, CA 95113
(408) 287-7070
website: www.sj-sharks.com

Tampa Bay Lightning
Ice Palace
401 Channelside Drive
Tampa, FL 33602
(813) 229-0056
website: www.tampabaylightning.com

Toronto Maple Leafs
Air Canada Centre
40 Bay St.
Toronto, ON, Canada M5B 1L1
(416) 977-5364
website: www.torontomapleleafs.com

Vancouver Canucks
General Motors Place
800 Griffiths Way
Vancouver, British Columbia,
Canada V6B 6G1
(604) 899-4600
website: www.orcabay.com

Washington Capitals
MCI Center
601 F Street NW
Washington DC 20004
(202) 628-3200
website: www.washingtoncaps.com

HOW TO FIGURE ...

Assist: An assist is awarded to the player or players (maximum of two) who touched the puck prior to the goal, provided no defender plays or possesses the puck in between.

Game Played: A player receives credit for playing in a game if: i) he steps on the ice during time played or; ii) serves any penalty.

Game-Winning Goal: After the final score has been determined, the goal which leaves the winning Club one goal ahead of its opponent is the game-winning goal (example: if Team A beats Team B 8-3, the player scoring the fourth goal for Team A receives credit for the game-winning goal).

Game-Tying Goal: The final goal in a tie game.

Goal: A goal is awarded to the last player on the scoring Club to touch the puck prior to the puck entering the net.

Goals-Against Average: Multiply goals allowed (GA) by 60 and divide by minutes played (MINS).
Goaltender Win / Loss / Tie: A goaltender receives a win, tie or loss if he is on the ice when either the game-winning or game-tying goal is scored.

Penalty-Killing Percentage: Subtract total number of power-play goals allowed from total number of shorthanded situations to get total number of power-plays killed. Divide the total number of power-plays killed by the total number of shorthanded situations.

Plus-Minus: A player receives a "plus" if he is on the ice when his Club scores an even-strength or shorthanded goal. He receives a "minus" if he is on the ice for an even-strength or shorthanded goal scored by the opposing Club. The difference in these numbers is considered the player's plus-minus statistic.

Power-Play Goal: A goal scored by a Club while it has a manpower advantage due to an opponent's penalty. Following are some examples of what is and is not considered a power-play goal:

- if a Club has an advantage on a minor penalty starting at 2:02 of the period and it scores at 4:02, the goal is not a power-play goal.
- if a Club scores on a delayed penalty, the goal is not a power-play goal.
- if a Club has an advantage due to a five-minute major or match penalty, that Club is always credited with having one more advantage than the number of power-play goals it scores during that advantage, because the penalty does not expire a new advantage begins after such a power play goal. For example, if Team A scores three goals during a major penalty, it is credited with four advantages.
- if a Club is on a power-play for any length of time it is considered to have had an advantage.
- if a minor penalty is incurred by a Club on a power-play due to a major penalty, a new advantage is given to that Club when its minor penalty expires, provided the opponent's major penalty is still in effect.

Power-Play Percentage: Total number of power-play goals divided by total number of power-play opportunities.

Save Percentage: Subtract goals allowed (GA) from shots against (SA) to determine saves. Then divide saves by shots against.

Shooting Percentage: Divide the number of goals scored by the number of shots taken.

Shorthanded Goal: A goal scored by a Club while it is at a manpower disadvantage due to a penalty. The same cases apply in a similar but opposite way for shorthanded as for power-play goals.

Shot on Goal: If a player shoots the puck with the intention of scoring and if that shot would have gone in the net had the goaltender not stopped it, the shot is recorded as a "shot on goal".

Shutout (Combined): If two goaltenders combine for a shutout, neither receives credit for the shutout. Instead it is recorded as a Club shutout.

Tenths of a Second: If a penalty or goal occurs in the last minute, the time is rounded off to the previous second (ie: if a penalty is called with 12.4 seconds left in a period, the time is indicated as 19:47 and not 19:48).

Tie-Breaking Formula: In the event that two or more Clubs are tied for total points, the order of standings and draft order is determined as follows:

- the Club with the most victories will be placed higher in the standings.
- if Clubs remain tied, the Club earning the most points from the year's head-to-head competition will be placed higher in the standings. In the event an uneven number of home games against one another were played, the first game that created the disparity is discounted. Where more than two Clubs are tied in victories and points, the Club having the greatest percentage of available points earned among each other will be placed higher in the standings.
- if Clubs remain tied, each Club's "Goals Allowed" are subtracted from its "Goals For" during the entire regular season. The Club with the greater differential will be placed higher in the standings.



MEDICAL GLOSSARY

Abduction: Movement of a joint away from the center of the body.

AC Joint (Acromioclavicular Joint): Joint of the shoulder where acromion process of the shoulder blade and the distal end of the collarbone meet; most shoulder separations occur at this point.

Adduction: Movement of a joint toward the center of the body.

Adhesion: Abnormal adherence of collagen fibers to surrounding structures during immobilization following trauma or as a complication of surgery which restricts normal elasticity of the structures involved; or scar tissue which forms after trauma or surgery which can restrict normal motion.

Aerobic: Exercise in which energy needed is supplied by oxygen inspired and is required for sustained periods of vigorous exercise with a continually high pulse rate.

Anabolic Steroids: Steroids that promote tissue growth by creating protein in an attempt to enhance muscle growth. The main anabolic steroid is testosterone (male sex hormones).

Anaerobic: Exercise without the use of oxygen as an energy source; short bursts of vigorous exercise.

Anterior Cruciate Ligament (ACL): A primary stabilizing ligament within the center of the knee joint that prevents hyperextension and excessive rotation of the joint. A complete tear of the ACL necessitating reconstruction could require up to 12 months of rehabilitation.

Anti-Inflammatory: Any agent which prevents inflammation, such as aspirin or ibuprofen.

Arteriogram: A film demonstrating arteries after injection of a dye.

Arthrogram: X-ray technique for joints using air and/or dye injected into the affected area; useful in diagnosing meniscus tears of the knee and rotator cuff tears of the shoulder.

Arthroscope: An instrument used to visualize the interior of a joint cavity.

Arthroscopy: A surgical examination of the internal structures of a joint by means of viewing through an arthroscope. An arthroscopic procedure can be used to remove or repair damaged tissue or as a diagnostic procedure in order to inspect the extent of any damage or confirm a diagnosis.

Atrophy: To shrivel or shrink from disuse; as in muscular atrophy.

Baker's Cyst: Localized swelling of a bursa sac in the back of the knee as a result of fluid that has escaped from the knee capsule. A Baker's Cyst indicates that there is a trauma inside the knee joint that leads to excessive fluid production.

Bone Scan: An imaging procedure in which a radioactive-labeled substance is injected into the body to determine the status of a bone injury. If the radioactive substance is taken up by the bone at the injury site, the injury will show as a 'hot spot' on the scan image. The bone scan is particularly useful in the diagnosis of stress fractures.

Bursa: A fluid-filled sac that is located in areas where friction is likely to occur, then minimizes the friction; for example, between a tendon and bone.

Cartilage: Smooth, slippery substance preventing two ends of bones from rubbing together and grating. Most joints use this to cover bones next to each other. A meniscus is made of cartilage.

CAT Scan (Computerized Tomography): Use of a computer to produce a cross sectional view of the anatomical part being investigated from x-ray data.

Chondromalacia: Roughening of the articular cartilage. Best known for the roughening of the underside of the knee cap, which can occur in any knee cap injury.

Clavicle: Collar bone; the bone connecting the breastbone with the shoulder blade.

Coccyx: The 'tail bone,' a group of four vertebrae that are fused together to form a small triangular bone, located at the terminal end of the spine.

Concussion: Jarring injury of the brain resulting in dysfunction. It can be graded as mild, moderate or severe, depending on loss of consciousness, amnesia and loss of equilibrium.

Contusion: An injury to a muscle and tissues caused by a blow from a blunt object.

Corticosteroids: Used to suppress joint inflammation and inflammation in a bursa or near tendons.

Cryotherapy: A treatment with the use of cold.

Cyst: Abnormal sac containing liquid or semi-solid matter.

Degenerative Joint Disease: Changes in the joint surfaces as a result of repetitive trauma and 'wear and tear'.

Deltoid Ligament: Ligament that connects the tibia to bones of the medial aspect of the foot and is primarily responsible for stability of the ankle on the medial side. Is sprained less frequently than other ankle ligaments.

Deltoid Muscle: Muscles at the top of the arm, just below the shoulder, responsible for shoulder motions in the front, side and back.

Disc Intervertebral: A flat, rounded plate between each vertebrae of the spine. The disc consists of a thick fiber ring which surrounds a soft gel-like interior. It functions as a cushion and shock absorber for the spinal column.

Dislocation: Complete displacement of joint surfaces.

Electromyogram (EMG): Test to determine nerve function.

Epicondylitis: Inflammation in the elbow due to overuse. Common in tennis players (outer part of elbow) and golfers (inner part of elbow).

Etiology: Study of the cause of injury and disease.

Extension: Action of straightening of a joint as achieved by an extensor muscle.

Fascia: A connective tissue sheath consisting of fibrous tissue and fat which unites the skin to the underlying tissue.

Fat Percentage: The amount of body weight that is adipose, fat tissue. Fat percentage can be calculated by underwater weighing, measuring select skinfold thickness or by analyzing electrical impedance.

Femur: Thigh bone; longest bone in the body.

Fibula: Smaller of the two bones in the lower leg; runs from the knee to the ankle along the outside of the lower leg.

Flexibility: The ability of muscle to relax and yield to stretch forces.

Fracture: Breach in continuity of a bone. Types of fractures include simple, compound, comminuted, greenstick, incomplete, impacted, longitudinal, oblique, stress or transverse.

Glenohumeral: The shoulder girdle; consists of the glenoid capsule, head of the humerus and labrum.

Glenoid: Cavity of the scapula into which the head of the humerus fits to form the shoulder girdle.

Glenoid Labrum: A rim of fibrocartilaginous tissue attached around the margin of the glenoid fossa.

Grade One Injury: A mild injury in which ligament, tendon or other musculoskeletal tissue may have been stretched, but not torn or otherwise disrupted.

Grade Two Injury: A moderate injury in which musculoskeletal tissue has been partially, but not totally torn, causing appreciable limitation in function of the injured tissue.

Grade Three Injury: A severe injury in which tissue loss has been significant, and in many cases, totally torn or otherwise disrupted, causing a virtual loss of function.

Groin: Junction of the thigh and abdomen, location of muscles that rotate, flex and adduct the hip.

Hammer Toe: Condition when the first digit of a toe is at a different angle than the remaining digits of the same toe.

Hamstring: Category of muscle that runs from the buttocks to the knee along the back of the thigh. It functions to flex the knee and is often times injured as a result of improper conditioning or lack of muscle flexibility.

Hemarthrosis: Accumulation of blood within a joint as a result of an acute injury.

Hematoma: Mass produced by an accumulation of coagulated blood in a cavity or in soft tissues.

Hip Pointer: Contusion to the iliac crest.

Hydrotherapy: Treatment using water.

Hyperextension: Extreme extension of a limb or body part.

Iliotibial Band: A thick, wide fascial layer that runs from the iliac crest to the knee joint on the outside of the thigh.

Inflammation: The body's natural response to injury in which the injury site might display various degrees of pain, swelling, heat, redness and/or loss of function.

Isometric Contraction: Muscular contraction in which tension is developed but no mechanical work is done.

Labrum (Labrum Glenoidule): The cartilage of the glenoid cavity in the shoulder. A lip-edged or lip-like structure.

Lateral Collateral Ligament (LCL): Ligament of the knee along the outer aspect that connects the femur to the fibula. It provides lateral stability to the joint.

Ligament: Band of fibrous tissue that connects bone to bone or bone to cartilage and supports and strengthens joints.

Magnetic Resonance Imaging (MRI): Imaging procedure in which a radio frequency pulse causes certain electrical elements of the injured tissue to react to this pulse and through this process a computer display and permanent film establish a visual image. MRI does not require radiation and is very useful in the diagnosis of soft tissue, disc and meniscus injuries.

Medial Collateral Ligament (MCL): Ligament of knee along the inner aspect that connects the femur to the tibia.

Meniscus: Crescent shaped cartilage, usually pertaining to the knee joint; also known as cartilage. There are two menisci in the knee, medial and lateral. These work to absorb weight within the knee and provide stability.

Metacarpals: Five long bones of the hand, joining the fingers to the wrist.

Metatarsals: Five long bones of the foot, running from the ankle to the toes.

Myositis: Inflammation of a muscle.

Orthotic: Any device applied to or around the body of physical impairment of disability commonly used to control foot mechanics.

Osteochondritis Dissecans: A piece of bone and/or cartilage loosened from its attachment after trauma and a cause of a lesion.

Osteomyelitis: An inflammatory disease of bone caused usually by infection with streptococcus or staphylococcus.

Patella: The kneecap. The patella functions to protect the distal end of the femur as well as increase the mechanical advantage and force generating capacities of the quadriceps muscle group.

Plantar Fasciitis: Inflammation of the plantar (a thick tissue on the bottom of the foot which helps create the arch) fascia; associated with overuse or acute foot injury.

Posterior Cruciate Ligament (PCL): A primary stabilizing ligament of the knee that provides significant stability and prevents displacement of the tibia backward within the knee joint. A complete tear of this ligament necessitating reconstruction could require up to 12 months of rehabilitation.

Quadricep Muscles: A group of four muscles of the front thigh that run from the hip and form a common tendon at the patella; they are responsible for knee extension.

Radius: Bone in the forearm from elbow to the thumb side of the wrist.

Reconstruction: Surgical rebuilding of a joint using natural, artificial or transplanted materials.

Rotator Cuff: Comprised of four muscles in the shoulder area that can be irritated by overuse. The muscles are the supraspinatus (most commonly injured), infraspinatus, teres minor and subscapularis.

Sacroiliac: Junction of the sacrum, the lower back bone, with the pelvis.

Sacrum: Group of five fused vertebrae located just below the lumbar vertebrae of the lower back, which form part of the pelvis.

Scapula: Shoulder blade.

Sciatica: Irritation of the sciatic nerve resulting in pain or tingling running down the inside of the leg.

Sciatic Nerve: Major nerve that carries impulses for muscular action and sensations between the low back and thigh and lower leg; it is the longest nerve in the body.

Shin Splint: A catch-all syndrome describing pain in the shin that is not a fracture or tumor and cannot be defined otherwise.

Spleen: Large, solid organ responsible for the normal production and destruction of blood cells located under the left rib cage.

Spondylosis: Abnormal vertebral fixation or immobility.

Sprain: Injury resulting from the stretch or twist of the joint and causes various degrees of stretch or tear of a ligament or other soft tissue at the joint.

Strain: Injury resulting from a pull or torsion to the muscle or tendon that causes various degrees of stretch or tear to the muscle or tendon tissue.

Stress Fracture: A hair-line type of break in a bone caused by overuse.

Subluxation: Partial dislocation of a joint. The term usually implies that the joint can return to a normal position without formal reduction.

Synovial Fluid: Lubricating fluid for joints and tendons, produced in synovium, or the inner lining of a joint.

Synovitis: Inflammation of the synovial lining of a joint.

Talus: The ankle bone that articulates with the tibia and fibula to form the ankle joint.

Tarsals: Group of seven bones of the foot consisting of the calcaneus, talus, cuboid and three cuneiform bones.

Tendinitis: Inflammation of the tendon and/or tendon sheath, caused by chronic overuse or sudden injury.

Tendon: Tissue that connects muscle to bone.

Tenosynovitis: Swelling or inflammation of a tendon sheath caused by calcium deposits, repeated strain or trauma.

Tibia: Shin bone; larger of the two bones of the lower leg and is the weight-bearing bone of the shin.

Transcutaneous Electrical Nerve Stimulator (TENS): An electrical modality that sends a mild current through pads at the injury site which stimulates the brain to release the natural analgesic endorphin.

Transverse Process: Small lateral projection off the right and left side of each vertebrae that functions as an attachment site for muscles and ligaments of the spine.

Triceps: Muscle of the back of the upper arm, primarily responsible for extending the elbow.

Ulna: Inner bone of the forearm that runs from the tip of the elbow to the little finger side of the wrist.

Ulna Nerve: Nerve in the elbow commonly irritated from excessive throwing.

Ultrasound: An electrical modality that transmits a sound wave through an applicator into the skin to the soft tissue in order to heat the local area for relaxing the injured tissue and/or disperse edema.

"Wind Knocked Out": Syndrome describing a contraction of the abdominal nerve trunk, the solar plexus, as a result of an abdominal contusion.

HISTORY OF THE BUFFALO SABRES (1970-1999)

The NHL officially came to Buffalo on December 2, 1969, when the league awarded Seymour H. Knox III and Northrup Knox the franchise that would soon be named "Sabres." The brothers wasted little time in hiring George "Punch" Imlach, formerly of the Toronto Maple Leafs, as the team's first Head Coach and General Manager. In June 1970, the Sabres were awarded the first pick in the NHL Entry Draft, and Imlach selected highly-touted center Gilbert Perreault from the Montreal Jr. Canadiens. Perreault lived up to the advance billing, scoring 38 goals his rookie season en route to winning the Calder Trophy as the NHL's Rookie of the Year.

Another Junior Canadian, left winger Rick Martin, joined Perreault on the team's front line as the Sabres' top pick in 1971. That dominating twosome turned trio when Rene Robert was acquired from the Pittsburgh Penguins near the end of the 1971-72 season. The line of Martin-Perreault-Robert would be dubbed "The French Connection" and would go on to become one of the most dominating scoring lines of the 1970's.

By 1974-75, the young team was maturing and finished the season with a 49-16-15 record, still the best-ever numbers in franchise history. Buffalo defeated Chicago in the first round of the playoffs followed by a second round victory over Montreal to earn its first-ever berth in the Stanley Cup Finals vs. Philadelphia. The Flyers went on to defeat the Sabres in six games, but it did not blemish the accomplishment of a team who had only been in the league for five years.

The Sabres had an opportunity to hire one of the game's all-time coaching greats, Scotty Bowman, and did so in 1979. In his first season as Head Coach, Bowman led the Sabres to the Wales Conference Finals before they lost 4-2 to the eventual champion New York Islanders. Bowman still holds the Sabres coaching record for most games (404) and finished with an impressive 210-134-60 mark.

Bowman spent the next few seasons revamping the Sabres' lineup, adding players such as Mike Ramsey (now the team's assistant coach), Phil Housley, Mike Foligno, Dave Andreychuk and Tom Barrasso. Those players formed the core of some successful teams, and helped continue the tradition of winning hockey.

Through the good times and the bad, there was always Perreault. Robert and Martin had both been traded by the early 1980's, but the original Sabre remained and continued to flourish. On March 9, 1986, Perreault and an Aud full of fans celebrated together as the franchise's favorite son scored his 500th career goal, making him the 12th player in history (at the time) to reach that



milestone. Four years later, in 1990, Perreault was immortalized with induction into Hockey's Hall of Fame. This would be an omen of better things to come.

Five-time Stanley Cup Champion John Muckler was chosen in 1991 to be the team's Director of Hockey Operations, and soon assumed the title of head coach. He was instrumental in acquiring Pat LaFontaine from the Islanders in October 1991. LaFontaine teamed with Russian Alexander Mogilny to form a dynamic duo that combined to score 129 goals in 1992-93, including a franchise-record 76 goals from Mogilny. Buffalo capped that season by sweeping the Bruins in the first round of the playoffs to post their first playoff series win in ten years.

That playoff excitement was just a precursor to Game Six of the 1994 Eastern Conference Quarterfinals vs. the New Jersey Devils. Buffalo won that game 1-0 in four overtimes on a goal by Dave Hannan. Dominik Hasek posted an incredible 70 saves in the victory, playing the entire 125:43 without allowing a goal. Following that season, Hasek would win the first of two consecutive Vezina Trophies as the NHL's top goaltender, setting the stage for the 1996-97 season.

Before it even started, the 1996-97 season was already one of the most memorable in team history. On a sad note, this season would represent the first without founder Seymour H. Knox III, who passed away in the spring of 1996. It would also represent the first time in the team's history that they would have new uniforms (red and black replaced blue and gold) as well as a new state-of-the-art arena (Marine Midland Arena replaced Memorial Auditorium).

The Sabres shocked many of the so-called experts by winning the Northeast Division. The accomplishment represented the team's first such title since winning the Adams Division in 1981. Buffalo's performance seemed a fitting tribute to the memory of Seymour Knox.

The end of the season also brought many notable achievements off the ice. The Sabres were the stars of the NHL's postseason awards banquet. Dominik Hasek won the Hart Trophy as league MVP, the first time a goalie had achieved such a feat since 1962. For good measure, Hasek also took home his third Vezina in four years and the Lester B. Pearson Award (NHL's outstanding player as voted by NHLPA). Michael Peca, a 23-year old center in just his second full season, joined Craig Ramsay as the only Sabres to win the Selke Trophy, symbolic of the league's best defensive forward. Ted Nolan won the Jack Adams Award as the Coach of the Year.

In 1997-98, Buffalo shook off a slow start to advance all the way to the Eastern Conference Finals vs. Washington behind the guidance of first-year Head Coach (and former Sabres captain) Lindy Ruff. The Sabres eventually fell to the Capitals in six games, but their performance marked the team's best playoff finish since 1980. Hasek once again shown brightly, taking home his fourth Vezina Trophy and becoming the first goaltender to ever win two Hart Trophies. Earlier in the year, Hasek had also been instrumental in leading the underdog Czech Republic to an Olympic gold medal.

The year ended on a sad note, though, when team co-founder Northrup Knox passed away in July of 1998. The Knox brothers persistence in acquiring a franchise and their determination to keep it in Buffalo will forever resonate with hockey fans in Western New York. Shortly before his death, Northrup helped orchestrate the sale of the team to John, Timothy, Michael and James Rigas of Adelpia Cable Communications. Like the Knoxes before them, the Rigas family is sure to continue the franchise's winning tradition as the team heads into its 29th year of play in the National Hockey League.

The 1998-99 season was one to remember as the Buffalo Sabres advanced all the way to the Stanley Cup Final for the first time since 1975. After finishing fourth in the Northeastern Division with 91 points and a mid-season slump, the Sabres appeared to be headed for an early playoff exit. However, led by the steady coaching of Lindy Ruff, the team swept Ottawa in the first-round and then finished off Boston in the semifinals in six games. The Eastern Conference Final pitted Buffalo against their geographical rival, the Toronto Maple Leafs. In what would be known as the cross-boarder series, the Sabres defeated Toronto four games to one to reach the Stanley Cup Final.

But, fans will remember the 1998-99 season for the ending in what was the most controversial Stanley Cup final in history. With the Dallas Stars leading the series three games to two, Buffalo returned home to Marine Midland Arena in the hopes of sending the lowest

scoring final round in history, back to Dallas. After Stu Barnes tied the game for Buffalo at 1-1, the game would not end until 1:30 a.m. when Brett Hull won the Stanley Cup for Dallas in the third overtime period. Hull's foot was in the crease, but ruled to be a good goal. With a new millenium approaching, Sabre fans hope it will bring the Stanley Cup in the near future.

HISTORY OF THE BUFFALO SABRES UNIFORM (1970-1999)

Equipped with one of the National Hockey League's two new teams, the Knox Brothers sought a name for the club that would accompany the Vancouver Canucks into the 1970-71 season. A contest brought about the name "Sabres," which just needed a logo to become the trademark of hockey on the Niagara Frontier. The Sabres crest would remain identical over the first 26 years. The first major change to the team's look came in 1996-97, which accompanied a new home for the Buffalo Sabres (the team moved from Memorial Auditorium into their new address of Marine Midland Arena).

The crest in which would adorn the blue, white and gold jerseys of Buffalo Sabres players from October, 1970 until April, 1996, reflected the team's name. Along with the Buffalo appeared two crossed sabres "renowned as a clean, sharp, decisive and penetrating weapon on offense, as well as a strong parrying weapon on defense," according to team Public Relations Director Chuck Burr's 1970 press release.

A few minor changes were seen in the Buffalo sweaters over the first 26 years, mostly simple accessory changes. After adding players' last names to the back of the sweaters a few years earlier, 1978-79 marked the first season the team's jerseys did not have drawstrings at the neckline and the debut of the team's crest on the shoulders. While the next season was Buffalo's 10th anniversary campaign, it was a patch in honor of that winter's Olympic games in Lake Placid, New York, that was the notable change on the uniforms. The 1980 Winter Olympics is where the now legendary "Miracle on Ice" would take place, and where the Sabres held their 1980 training camp. It was probably fitting then that ten years later a Buffalo Sabres 20th anniversary logo patch was embroidered on the front right shoulder of the players' uniforms for 1989-90. Two years later, the Sabres joined the other NHL teams in wearing a commemorative patch for the league's 75th anniversary, and fans even had the opportunity to see it on both the home and road jerseys as Buffalo joined 15 other teams in the season-long celebration. For the second half of that season, the Sabres wore their road jerseys at home and donned the home jerseys for away games, to complement the "original six" teams who wore "throwback jerseys." A Stanley Cup centennial patch appeared on the 1992-93 uniforms. Buffalo would again recognize a significant anniversary with a special 25th anniversary logo, which was designed for the team's 1994-95 campaign. Players wore the fifth patch in seven years on the team's sweaters in 1995-96 (bearing jersey number one), remembering former NHL goalie Roger Crozier, who played six of his 14 NHL seasons in Buffalo.

The 1996-97 season began a new era in Buffalo Sabres hockey with a new home, new colors and a new logo. The Sabres' new colors would be black, white, red, gray and silver, featuring a white buffalo head as the new team logo. A secondary logo of a "B" with the familiar sabre piercing through it would also be featured on the shoulder of the new jersey's. In their first season in the new uniforms, the team honored the memory of co-founder Seymour H. Knox III with a circular patch bearing the initials SHK III.

Note: Jager Di Paola Kemp (JDK) Design - a Burlington, Vermont firm founded in 1987 - is the company responsible for the creation of the new Sabres logo and uniform design.

MARINE MIDLAND ARENA

Address: One Seymour H. Knox III Plaza, Buffalo, NY 14203

Location: At the foot of Main St. and South Park Ave. on the Buffalo waterfront

Ceremonial Groundbreaking: November 4, 1994

Gala Grand Opening Event: September 27, 1996: An evening of entertainment featuring appearances by: Doc Severinsen and the Buffalo Philharmonic Orchestra, figure skater Brian Boitano, aerialists, singer Ani DiFranco, and members of the Sabres, Bandits, and Blizzard.

First Hockey Game: September 21, 1996: preseason game vs. Toronto Maple Leafs (3-1 Buffalo win; first goal by the Sabres' Brian Holzinger at 5:24 of the first period on Toronto goalie Don Beaupre).

First Regular Season Hockey Game: October 12, 1996 vs. Detroit Red Wings (6-1 win by Detroit; first regular season goal in MMA by the Wings' Vyacheslav Kozlov at 15:41 of the first period on Buffalo's Dominik Hasek; first Buffalo regular season goal in MMA by Michael Peca at 5:24 of third period on Detroit goaltender Mike Vernon).

Seating Capacity: 18,595 for hockey, lacrosse, football and soccer
19,100 for basketball
21,500 for concerts
(building size - 700,000 square feet)

Cost: \$127.5 million (\$72 million from private sources and \$55 million from the combined resources of New York State, Erie County, and the City of Buffalo)

Project Architects:

- Ellerbe Becket
- Bergmann
- Espacio/Hamilton Houston Lownic
- Flynn Battaglia Architects
- Buffalo Office Interiors/Hovey-Nardini Architects
- Gordon Architects/Planners

Features:

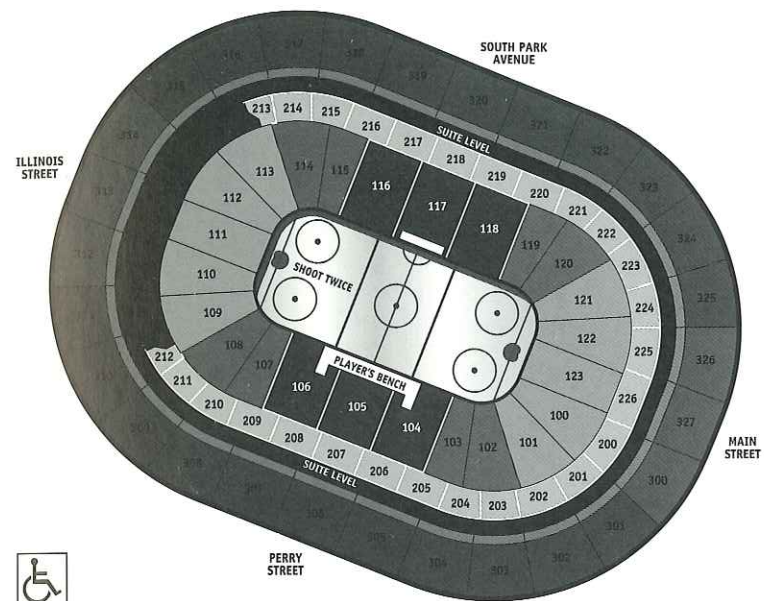
- 1,100 space attached parking garage.
- Four seating levels, including club level seats located one level below the suites. These seats have direct access to weather-protected parking garage, concierge and in-seat food & beverage service.
- 80 mid-level suites, featuring all the club seat amenities plus private restrooms. Suites seat 12 but can hold up to 18.
- The *Harbour Club* possesses extensive banquet facilities (including seating for 800) while offering views of both the arena floor and the Buffalo waterfront. The Club is located on both the 100 and 200 levels, with formal and casual dining at the two locations respectively.
- Eight-sided scoreboard with Jumbotron video and instant replay capabilities on four sides, and message/graphic capabilities on four sides.
- Food courts
- Sabres team store - at 5,000 square feet, it is one of the largest in-arena merchandise stores in the NHL.
- Pepsi Headlines sports bar - includes displays and other features telling the history of amateur and professional sports in Buffalo.
- Pavilion - The 330' long by 65' high glass-enclosed structure serves as the major entrance/exit for the arena.

In addition to the Sabres, the Buffalo Bandits (National Lacrosse League), Buffalo Blizzard (National Professional Soccer League), and the Buffalo Destroyers (Arena Football League) play their home games at Marine Midland Arena. The arena also hosts a college basketball series, that includes four WNY Division I teams in Canisius College, Niagara University, University at Buffalo, and St. Bonaventure University.

Future events coming to the MMA include the 2000 NCAA Division I Men's Basketball Championship first and second rounds, and the 2003 NCAA Division I Men's Ice Hockey Final Four.

Over the first three years of operation alone, Marine Midland Arena has drawn almost 4.5 million people to games and events (over 2,100,000 for Sabres regular and post-season games, over 175,000 for Bandits regular and post-season games, over 250,000 for Blizzard regular and post-season games, over 40,000 for Destroyers games, and almost 2,000,000 for other arena events).

MARINE MIDLAND ARENA SEATING



Seating available for wheelchair users

PRICE LEVEL	SECTION/ROWS	WINDOW PRICE PER TICKET
200 Club	200 to 226	\$70
100 LEVEL PREFERRED	104 to 106, 116 to 118 Rows 1 to 22	\$63
100-II	102, 103, 107, 108, 114, 115, 119, 120 Rows 1 to 22	\$52
100-III	100, 101, 121 to 123 Rows 1 to 22 109 to 113 Rows 1 to 31	\$44
300-I	300 to 327 Rows 1, 2	\$31
300-II	301 to 311, 315 to 325 Rows 3 to 14	\$26
300-III	300, 312 to 314, 326, 327 Rows 3 to 14	\$19

All games will begin at 7:05 pm, unless otherwise indicated. Designated afternoon games will begin at 2:05 pm.

A wide range of season ticket packages are available. Fans interested in more information may phone (716) 855-4444 or visit the Marine Midland Arena box office Monday-Friday from 9:00 a.m.-5:00 p.m.



SEASON SCHEDULE

BUFFALO SABRES 1999-2000 REGULAR SEASON

October

S	M	T	W	TH	F	S
					1	2
						7:35 DET
3	4	5	6	7	8	9
					WSH	7:05 ATL
10	11	12	13	14	15	16
	PHX					7:05 MTL
17	18	19	20	21	22	23
7:05 PHI			NSH		CAR	7:05 OTT
24	25	26	27	28	29	30
			TB		FLA	7:05 BOS
31						

November

S	M	T	W	TH	F	S
	1	2	3	4	5	6
			7:35 DAL	8:35 CHI		NYI
7	8	9	10	11	12	13
			BOS		TB	7:35 FLA
14	15	16	17	18	19	20
		8:05 PIT			7:35 ATL	ATL
21	22	23	24	25	26	27
			WSH		STL	
28	29	30				
6:05 TB		PIT				

December

S	M	T	W	TH	F	S
			1	2	3	4
				PHI		NYR
5	6	7	8	9	10	11
	7:35 TOR		OTT		CHI	
12	13	14	15	16	17	18
		PHI			FLA	7:05 NYI
19	20	21	22	23	24	25
		7:35 NYR		COL		
26	27	28	29	30	31	
	7:35 NJ	DET				

January

S	M	T	W	TH	F	S
						1
						TOR
2	3	4	5	6	7	8
	7:35 TOR	ATL		NJ		7:05 OTT
9	10	11	12	13	14	15
				7:35 BOS	MTL	
16	17	18	19	20	21	22
	10:35 ANA	10:35 LA		9:05 PHX		1:35 CAR
23	24	25	26	27	28	29
		TB			OTT	7:05 BOS
30	31					

February

S	M	T	W	TH	F	S
		1	2	3	4	5
		ANA		OTT		
6	7	8	9	10	11	12
All-Star Game		9:05 COL		8:05 NSH		1:05 PHI
13	14	15	16	17	18	19
EDM			7:35 PIT	VAN		LA
20	21	22	23	24	25	26
	NJ				NYR	7:05 TOR
27	28	29				
	7:35 FLA					

March

S	M	T	W	TH	F	S
			1	2	3	4
			7:35 NYR			1:05 NYI
5	6	7	8	9	10	11
1:05 WSH			BOS		MTL	
12	13	14	15	16	17	18
NYI			10:35 SJ	10:05 VAN		9:05 CGY
19	20	21	22	23	24	25
	MTL			CGY		
26	27	28	29	30	31	
	7:35 CAR				CAR	

April

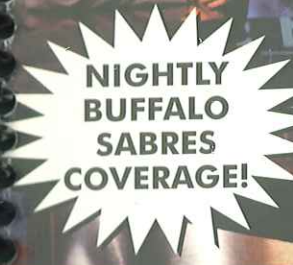
S	M	T	W	TH	F	S
						1
						7:05 MTL
2	3	4	5	6	7	8
	TOR			7:35 NJ	PIT	
9	10	11	12	13	14	15
1:05 WSH						
16	17	18	19	20	21	22
23	24	25	26	27	28	29
30						

All home games start at 7:05 pm with the exception of the following games:

Tues., Nov. 30 - 7:35 pm
 Tues., Dec. 14 - 8:05 pm
 Thur., Dec. 23 - 7:35 pm
 Sun., Feb. 13 - 2:05 pm
 Sun., Mar. 12 - 2:05 pm
 Mon., Mar. 20 - 7:35 pm

For Ticket Information Call: (716) 855-4444

■ Home Games ■ Away Games



EMPIRE SPORTS REPORT

More of the scores, highlights and analysis you want, when you want them!

WEEKENDS
 at 10:30 PM
 with
 Josh
 Mora

EMPIRE
SPORTS
NETWORK

www.empiresports.com

WEEKNIGHTS
 at 10:30 PM
 with
 Mike
 DeGeorge

