



# STANLEY CUP<sup>®</sup> PLAYOFFS



## 2024 NEW YORK RANGERS PLAYOFF GUIDE

# TABLE OF CONTENTS

## TEAM MANAGEMENT

James L. Dolan .....	4
Chris Drury .....	5
Glen Sather .....	6
Ryan Martin .....	7
Jim Sullivan .....	8
Peter Laviolette .....	9
Coaching Staff .....	10-13

## 2023-24 RECAP

NHL Final Standings .....	15-16
Final NHL Statistical Leaders .....	17-18
Season Notes and Highlights .....	19-20
Game Summaries .....	21

## 2023-24 STATISTICAL REVIEW

Final Rangers Scoring and Goaltending ..	22
Miscellaneous Statistics .....	23-24
Hat Tricks, Shorthanded Goals, Penalty Shots, and Empty-Net Goals ..	25-26
Transactions .....	27-28
Manpower Games Lost Due to Injury or Illness .....	28
Attendance .....	29

## THE PLAYERS

New York Rangers 2023-24 Roster .....	31
Player Biographies .....	32-56

## PLAYOFF HISTORY AND RECORDS

All-Time Playoff Series Record vs. NHL ....	58
All-Time Playoff Results Year-By-Year. . .	59
All-Time Playoff Game by Game. . .	60-65
All-Time Playoff Overtime Results . .	66-67
All-Time Playoff Scoring List .....	68
All-Time Playoff Leaders .....	69
Single Season Playoff Leaders .....	70
Stanley Cup Winning Goals, All-Time Playoff Hat Tricks, All-Time Playoff Hat Tricks Against	71
Games when facing elimination . . .	72-75
All-time winner-take-all games .....	76-77
Year-By-Year Playoff Scoring ....	78-85
Playoff Goaltending Year-By-Year . .	86-87
All-Time Playoff Shutouts, All-Time Playoff Penalty Shots, All-Time Playoff Penalty Shots Against . . . . .	88
All-Time Playoff Coaching Records/Leaders. .	89
All-Time Playoff Coaching Records Year-By-Year .	90
All-Time Playoff Records .....	91-95
Rangers' Stanley Cup Championship Teams. . .	96-97



# **TEAM MANAGEMENT**

STANLEY CUP®

PLAYOFFS



James L. Dolan is Executive Chairman of Madison Square Garden Sports Corp. (MSG Sports), which features the New York Knicks (NBA) and New York Rangers (NHL) franchises. In addition, the Company's properties include two development league teams – the Westchester Knicks (NBAGL) and the Hartford Wolf Pack (AHL) – as well as Knicks Gaming, an NBA 2K League franchise.



In his role at MSG Sports, Mr. Dolan sets the Company's overall vision and guides the development of effective strategies to drive its business and maximize growth opportunities. Mr. Dolan also serves as governor to the National Basketball Association and the National Hockey League on behalf of the New York Knicks and New York Rangers.

In addition to his oversight of MSG Sports, Mr. Dolan is Executive Chairman and Chief Executive Officer of Madison Square Garden Entertainment Corp. (MSG Entertainment). MSG Entertainment's portfolio features renowned venues and entertainment brands, including Madison Square Garden – home to the New York Knicks and New York Rangers – as well as the original production, the Christmas Spectacular Starring the Radio City Rockettes.

Mr. Dolan is also Executive Chairman and Chief Executive Officer of Sphere Entertainment Co., whose portfolio includes Sphere – a next-generation entertainment medium that is redefining the future of entertainment. The first Sphere venue opened in Las Vegas in September 2023. In addition, Sphere Entertainment has two regional sports networks, MSG Network and MSG Sportsnet, that telecast a wide range of sports content, including exclusive live local games featuring the New York Knicks and New York Rangers. Mr. Dolan is also Chairman of AMC Networks Inc., which owns and operates several award-winning brands in television and film.

Mr. Dolan was CEO of Cablevision Systems Corporation from 1995 until June 2016, when the media and telecommunications company, which served as MSG's parent company until 2010, was sold to Altice. Prior to his role as Cablevision CEO, Mr. Dolan was CEO of Rainbow Media Holdings, the former Cablevision programming subsidiary now known as AMC Networks. Mr. Dolan began his career with Cablevision in the 1970s and held a variety of executive positions before overseeing Rainbow Media.

Mr. Dolan supports the ongoing commitment of MSG Sports, MSG Entertainment, and Sphere Entertainment to their communities, particularly through the Garden of Dreams Foundation, the non-profit organization that works closely with all three companies to assist young people in need. In addition, he is Vice Chairman of the board of the Lustgarten Foundation, an organization he helped found in 1998, which today is the nation's largest private supporter of pancreatic cancer research.

Mr. Dolan has six children and is an avid musician.



## PRESIDENT AND GENERAL MANAGER, NEW YORK RANGERS

Chris Drury is in his third season as the Rangers' President and General Manager after being named the 12th President and 12th General Manager in franchise history on May 5, 2021.

Drury is in his ninth season with the Rangers in a front office role. He rejoined the organization on September 4, 2015, and he was promoted to Associate General Manager on February 5, 2021 after previously serving as the team's Assistant General Manager from September 2, 2016 until he received the promotion. In his current role with the Rangers, Drury also serves as an Alternate Governor.



In his first season as President and General Manager in 2021-22, Drury was named a finalist for the Jim Gregory Award, an annual award presented to recognize the work of the top general manager in the NHL.

During his tenure in a front office role, Drury has also served as the General Manager for the Rangers' American Hockey League (AHL) affiliate, the Hartford Wolf Pack. He was named Hartford's General Manager on May 16, 2017. In 2019-20, after he helped assemble a new coaching staff in Hartford, the Wolf Pack posted a 31-20-6-5 record in 62 games. Hartford's .589 points percentage in 2019-20 was the best the team posted since the 2014-15 season. The Wolf Pack followed up their successful 2019-20 season by posting a 14-9-1 record (.604 points percentage) in a 24-game season in 2020-21. Drury also served as the team's Director of Player Development in 2015-16.

In addition to his role with the Rangers, Drury has worked in an executive role at the international level. Prior to the NHL opting out of the 2022 Olympics, Drury was named AGM of Team USA. He has served as the General Manager for the U.S. Men's National Team at the IIHF World Championship in 2019 and 2021, and helped Team USA earn a bronze medal in the tournament in 2021. Drury was also selected to serve in the same capacity for the 2020 IIHF World Championship.

During his 12-year NHL career, the Trumbull, Connecticut native skated in 892 games with the Colorado Avalanche, Calgary Flames, Buffalo Sabres, and the Rangers, registering 255 goals and 360 assists for 615 points. Drury captured the Stanley Cup as a member of the Avalanche in 2000-01, ranking second in the NHL with 11 goals in 23 games during the team's playoff run. In 1998-99, Drury received the Calder Trophy as the NHL's Rookie of the Year after registering 20 goals and 24 assists for 44 points with Colorado. Drury recorded at least 20 goals in nine seasons in his career.

Drury's team reached the playoffs in nine of his 12 seasons in the NHL, and his team advanced to the Conference Finals on six occasions. In 135 career NHL playoff games, Drury registered 47 goals and 42 assists for 89 points, along with a plus-24 rating and 46 penalty minutes. Over the 12 seasons in which he played in the NHL (1998-99 - 2010-11), he led the NHL in playoff game-winning goals (17), ranked second in playoff overtime goals (four), ranked fourth in playoff goals, and ranked ninth in playoff games played.

Drury played four seasons with the Rangers (2007-08 - 2010-11) after signing with the team as a free agent on July 1, 2007. In addition, Drury served as the Rangers captain for three seasons (2008-09 - 2010-11) after being named the 25th captain in franchise history - as well as the second American-born captain in franchise history - on October 3, 2008. In 264 regular season games with the Blueshirts, Drury recorded 62 goals and 89 assists for 151 points, along with 116 penalty minutes. Over his first three seasons with the Rangers, Drury led the team in goals (61) and points (146), ranked second in assists (85), and tied for second in game-winning goals (10). In addition, the Rangers made the playoffs three times during Drury's four seasons with the team. Drury is the second person in franchise history who served as the Rangers' captain while playing for the team and later served as the Rangers' General Manager following their playing career (along with Phil Esposito).

Prior to joining the NHL, Drury completed one of the most impressive collegiate hockey careers in NCAA history. Over four seasons at Boston University (1994-95 - 1997-98), Drury tallied 113 goals and 101 assists for 214 points in 155 games. During his collegiate career, the Terriers captured the National Championship in 1994-95, appeared in the National Championship Game twice (1994-95, 1996-97), and appeared in the Frozen Four three times (1994-95, 1995-96, 1996-97). Drury was selected as a First Team All-American on two occasions (1996-97, 1997-98), a Hobey Baker Finalist as the Top Player in College Hockey on three occasions (1995-96, 1996-97, 1997-98), and he became the first Terrier to receive the Hobey Baker Award in 1997-98.

Internationally, Drury represented the United States in numerous tournaments and earned several medals. He participated in three consecutive Winter Olympics (2002, 2006, 2010), capturing a silver medal at the 2002 Winter Olympics in Salt Lake City, Utah and the 2010 Winter Olympics in Vancouver, British Columbia. Drury was inducted into the U.S. Hockey Hall of Fame in 2015.

Drury and his wife, Rory, have a son, Luke, and two daughters, Dylan and Kelly.



During his 45-plus years as a front office executive, Rangers Senior Advisor to the Owner and Alternate Governor Glen Sather has illustrated why he is one of the great architects in the history of hockey management. In a Hall of Fame career that has included five Stanley Cup Championships, Sather left his role as Rangers General Manager in July of 2015 having served as a General Manager for more regular season games (2,700) and earning more regular season wins (1,319) than any other General Manager in NHL history at the time. On April 4, 2019, it was announced that Sather would transition from his role as Rangers President to his current role as Senior Advisor to the Owner and Alternate Governor.

During his tenure with the Rangers, Sather oversaw one of the most successful eras in franchise history. Over a 12-season span from 2005-06 – 2016-17, the Rangers were one of four NHL teams that reached the playoffs 11 times and were the only NHL team that was not mathematically eliminated from the playoffs prior to the start of a regular season game during the stretch. New York played in more playoff games than any NHL team over a six-year stretch from 2011-12 – 2016-17 (93) and was the only NHL team that won at least one playoff series in five of those six seasons.

In Sather's final year as Rangers General Manager in 2014-15, the team he assembled had the most successful regular season in franchise history, establishing single-season franchise records in wins (53) and points (113) while capturing the Presidents' Trophy for the third time in franchise history. In recognition of his efforts, Sather was selected as a finalist for the General Manager of the Year Award.

Sather was named Rangers President and General Manager on June 1, 2000. In 14 seasons as Rangers General Manager (2000-01 – 2014-15), he earned more wins (556) than any General Manager in franchise history. He also served as Head Coach of the Rangers from January 30, 2003 to February 25, 2004. Sather led the Edmonton Oilers to five Stanley Cup Championships between 1984 – 1990, overseeing the development of a revolutionary team concept as well as some of the finest individual talents ever to play the game. His achievements were recognized and honored on September 9, 1997, when he became the first member of the Oilers organization to be selected to the Hockey Hall of Fame.

During his tenure with the Oilers, the club posted a 791-652-215-8 record in 1,666 regular season games (.542 points percentage), capturing two Presidents' Trophies, six division titles, and six conference championships. In Stanley Cup playoff action with Edmonton, Sather's teams compiled a 133-82 record in 215 games (.619 winning percentage), leading to the club's five Stanley Cup titles. Upon his retirement as a player following the 1976-77 season, Sather immediately joined the coaching ranks, guiding the Oilers to 12 straight WHA and NHL playoff appearances, four Stanley Cup Championships and five Stanley Cup Finals appearances between 1977 and 1989. Sather added the title of General Manager in June of 1980.

Before embarking on his executive career, Sather put together one of the most impressive coaching records in NHL history. He has served as a Head Coach in 932 NHL regular season games, compiling a record of 497-307-121-7 (.602 points percentage). In 126 Stanley Cup playoff games, Sather posted a record of 89-37. Sather received the Jack Adams Award as the NHL's Coach of the Year in 1985-86.

Sather's knowledge of the game, tactical negotiating strategies, strong developmental skills, and keen ability to get the best out of his players are keys to his managerial success. During his administration in Edmonton, Sather developed a dynasty by nurturing talented draft picks Mark Messier, Kevin Lowe, Jari Kurri, Grant Fuhr, Paul Coffey, Esa Tikkanen, and Glenn Anderson, along with the acquisition of a rising star named Wayne Gretzky.

Sather's management experience and success also carries over to the international arena. He served as Team Canada's General Manager and Coach for the 1996 World Cup of Hockey. He also guided Team Canada's 1994 Canada Cup Championship and was the General Manager of the gold medal-winning team in the 1994 World Hockey Championship.

A native of High River, Alberta, Sather enjoyed a successful junior career with the Edmonton Oil Kings. Following the completion of his amateur days, he became property of the Detroit Red Wings but would never wear a Winged Wheel jersey. After a season with the Central League's Memphis Wings, Sather was drafted away from the Red Wings by the Boston Bruins in 1965, and would make his NHL debut with the Bruins in the 1966-67 season. Sather would go on to play 10 seasons in the NHL with the Boston Bruins, Pittsburgh Penguins, New York Rangers, St. Louis Blues, Montreal Canadiens, and Minnesota North Stars. In 658 regular season games, he tallied 80 goals and 113 assists for 193 points, along with 724 penalty minutes.

As a member of the Rangers, Sather appeared in 186 regular season games over parts of four seasons (1970-71 – 1973-74), recording 18 goals and 24 assists for 42 points, along with 193 penalty minutes. In addition, he was a member of the 1971-72 Rangers club which advanced to the Stanley Cup Finals.

Sather and his wife, Ann, have two sons, Justin and Shanon, and four grandchildren, Tanner, Morgan, Vienna, and Jake.



Ryan Martin is in his third season with the Rangers as Assistant General Manager and General Manager of the Hartford Wolf Pack.

Martin joined the Rangers organization in 2021 after spending the 16 seasons with the Detroit Red Wings organization (2005-06 – 2020-21), including the last 11 seasons as the team's Assistant General Manager (2010-11 – 2020-21). He also served eight full seasons as the General Manager of the Red Wings' AHL affiliate, the Grand Rapids Griffins (2013-14 – 2020-21). In addition, Martin served as the team's Director of Hockey Administration for five seasons (2005-06 – 2019-10).



In his most recent role with the Red Wings, Martin was primarily responsible for collective bargaining agreement administration and compliance, salary cap management, player contract research and analysis, and salary arbitration preparation. He was also involved extensively in all facets of player contract negotiations, strategic planning, and player evaluations at both the professional and amateur levels. Martin also oversaw all aspects of hockey operations for the Griffins, including player personnel decisions, player development, contract negotiations, and player movement. During his tenure as Griffins General Manager, the team won the Calder Cup as AHL Champions in 2016-17. Martin was also a member of the Red Wings organization when the team won the Stanley Cup in 2007-08.

Internationally, Martin was the general manager of the 2022 U.S. Men's National Team that competed at the IIHF Men's World Championship in Finland and assistant general manager for the 2023 team. He also served as a scout with USA Hockey for their World Junior Championship team in 2021, which won a gold medal.

Jim Sullivan is in his third season as the Rangers' Vice President, Hockey Strategy after being promoted to the post prior to the start of the 2021-22 season.

Prior to being promoted to Vice President, Hockey Strategy and Data Management, Sullivan served as Director, Player Care & Development/Analytics & Hockey Technology for the past seven seasons. In his role, he worked directly with the Rangers' front office to provide reporting and analysis of player progress, skill building plans, and improvement metrics. Under Sullivan's guidance, the Rangers expanded their use of analytics, utilizing a software platform to import tracking data, statistics, and salary information in order to assist in player valuation and analysis.

Sullivan originally joined the Rangers organization in 2009 as a video analyst, and he was promoted to Director of Hockey Technology after two seasons. In his role as Director of Hockey Technology, Sullivan was responsible for researching and implementing solutions in accordance with the Rangers' organizational strategy.





Peter Laviolette is in his first season with the Rangers after being named the 37th head coach in franchise history on June 13, 2023.



In his first season with the Blueshirts, he posted a 55-23-4 record and became the eighth head coach to capture the President's Trophy in his first season with the team. He is the 10th to be behind the bench for multiple President's Trophy teams.

He becomes the first head coach in NHL history to appear in the Stanley Cup Playoffs with six different franchises.

During the 2023-24 season, he surpassed Al Arbour for seventh most wins in NHL history (783) and Darryl Sutter for ninth most games coached (1,480). He also coached in the 2024 NHL All Star

Game.

Laviolette has notched a 807-526-25-154 (W-L-T-OTL) record in 1,430 games as head coach between the New York Islanders (2001-02 - 2002-03), Carolina Hurricanes (2003-04 - 2008-09), Philadelphia Flyers (2009-10 - 2013-14), Nashville Predators (2014-15 - 2019-20), Washington Capitals (2020-21 - 2022-23) and the Rangers. He ranks seventh all-time in NHL history in wins, first among US-born head coaches, and eighth all-time in games coached.

The Franklin, Massachusetts native has led 13 teams to postseason appearances in his career and has an overall record of 76-72 in the playoffs. Laviolette has guided three teams to a Stanley Cup Final, winning it with Carolina in 2006. Laviolette is the fourth coach in NHL history to lead three different teams to the Stanley Cup Final (Carolina: 2006; Philadelphia: 2010; Nashville: 2017), joining Dick Irvin, Scotty Bowman and Mike Keenan.

Internationally, Laviolette has coached Team USA at the World Championship in 2004, 2005 and 2014. He has also represented his country in four Olympic Games, first as a player (1988, 1994), then as a head coach at the 2006 Torino Games, and as an assistant at the 2014 Sochi Games.

Laviolette played 12 career NHL games, with the Rangers, during the 1988-89 season, but spent most of his playing career in the American and International hockey leagues.

## PHIL HOUSLEY

Associate Head Coach | Phil Housley is in his first season with the Rangers coaching staff after being named Associate Head Coach on June 23, 2023.

Housley came to the organization with over 20 years of coaching experience at multiple levels in hockey. Most recently he was an assistant coach for the Arizona Coyotes from 2019-2022. Housley previously served as the head coach for the Buffalo Sabres from 2017-2019 and was an assistant coach under Peter Laviolette in Nashville for four seasons (2013-2017). In addition to helping the Predators reach the Stanley Cup Final for the first time in franchise history in 2017, the team ranked in the top two in the league in goals by defensemen in every season with him on the bench and were in the top half in fewest goals allowed in each of his last three seasons with the organization.

The St. Paul, Minnesota native spent time coaching for Team USA at the international level, serving as an assistant coach at two IIHF World Junior Championships and three IIHF World Championships. Most notably, he served as the head coach when Team USA won the gold medal at the 2013 IIHF World Junior Championship.

Drafted by Buffalo in the first round, sixth overall, in the 1982 NHL Entry Draft, Housley played 21 NHL seasons with the Sabres, Winnipeg Jets, St. Louis Blues, Calgary Flames, New Jersey Devils, Washington Capitals, Chicago Blackhawks and Toronto Maple Leafs, collecting 338 goals and 894 assists for 1,232 points in 1,495 career NHL games. A seven-time NHL All-Star (1984, 1989, 1990, 1991, 1992, 1993, 2000), Housley won a gold medal at the 1996 World Cup of Hockey and a silver medal at the 2002 Winter Olympic games with Team USA. He was also inducted into the Hockey Hall of Fame in 2015.



### MICHAEL PECA

Assistant Coach | Michael Peca is in his first season with the Rangers coaching staff after being named Assistant Coach on on June 23, 2023.

Prior to joining the Rangers, Peca spent two seasons with the Rochester Americans of the AHL, serving as an assistant coach. His coaching at the pro level began when he was a member of Laviolette's staff in 2020-21 with the Capitals where he was a player development coach.

The Toronto, Ontario native skated in over 850 NHL games over 14 seasons between the Canucks, Sabres, Islanders, Oilers, Maple Leafs and Blue Jackets, where he tallied 465 points (176G-289A). He captained the Sabres to a Stanley Cup Final in 1999. Peca is a two-time winner (1996-97 - BUF, 2001-02 - NYI) of the Frank J. Selke Trophy, given annually "to the forward who best excels in the defensive aspects of the game."



### DAN MUSE

Assistant Coach | Dan Muse is in his first season with the Rangers coaching staff after being named Assistant Coach on on June 23, 2023.

Muse previously served as the head coach of USA Hockey's National Team Development Program for the past three seasons in addition to guiding the U-18 team to multiple World Championships. Prior to joining the national program, Muse served as an assistant coach under Laviolette in Nashville for three seasons.

Prior to his stint with Predators, Muse served as head coach of the USHL's Chicago Steel for two seasons, where he led the team to a Clark Cup championship in 2017. Additionally, the Canton, Massachusetts native spent time on staff at Yale University (2009-2015), where he helped the Bulldogs to the 2013 NCAA title.



## **BENOIT ALLAIRE**

Head Goaltending Coach & Director of New York Rangers Goaltending | Benoit Allaire is in his 20th season with the New York Rangers organization. He is in his third season as Head Goaltending Coach & Director of New York Rangers Goaltending after being promoted to the post on June 24, 2021.

In his role, Allaire oversees the development of goaltenders at all levels throughout the organization, including at the American Hockey League (AHL) level and ECHL level. He continues to work with the Rangers' coaching staff as Head Goaltending Coach. Prior to being promoted to Head Goaltending Coach & Director of New York Rangers Goaltending, Allaire served 17 seasons as Assistant Coach and Goaltending Coach after joining the Rangers organization on July 15, 2004.



Several Rangers goaltenders have achieved considerable success under the direction of Allaire. Current Rangers goaltender Igor Shesterkin won the Vezina Trophy in 2021-22 and was named a Hart finalist after he posted a 36-13-4 record, .935 save percentage and a 2.07 goals against average in 2021-22. Among goaltenders with a minimum of 30 appearances, Shesterkin posted the highest single-season save percentage in franchise history. Shesterkin's .935 save percentage in 2021-22 was the third highest in NHL history among goaltenders with a minimum of 50 appearances. During Henrik Lundqvist's 15 seasons with the Blueshirts, he established several franchise and league records, including franchise records for career appearances by a goaltender, wins, saves, and shutouts. Lundqvist became the first goaltender in NHL history to record 30 or more wins in 11 of his first 12 seasons, including each of his first seven seasons, and he won the Vezina Trophy as the league's top goaltender in 2011-12.

Prior to joining the Rangers organization, Allaire spent seven seasons as the goaltending coach for the Phoenix Coyotes. He also served as the goaltending instructor for the Montreal Canadiens for one season in 1996-97. Allaire was the first to implement the hybrid style of goaltending, a combination of stand-up and butterfly, relying on quickness and reaction to the puck, while utilizing the butterfly technique in certain situations. Under the direction of Allaire, Coyotes goaltenders enjoyed tremendous improvement and success. Before joining the Coyotes organization in 1999, Sean Burke appeared in 536 NHL games and posted a 3.21 goals against average, a .895 save percentage, and 19 shutouts. While with Allaire, Burke showed noticeable improvement, appearing in 211 matches with Phoenix and recording a 2.39 goals against average, a .919 save percentage, and 15 shutouts. He was also nominated for both the Vezina and Lester B. Pearson trophies following the 2001-02 season and appeared in the NHL All-Star Game twice (2001, 2002). Additionally, Coyotes goaltender Brian Boucher established a modern NHL record shutout streak from December 22, 2003 to January 11, 2004, going 332:01 without allowing a goal and recording five shutouts.

Stanley Cup-winning goaltender Nikolai Khabibulin also posted significantly improved statistics under the tutelage of Allaire. Prior to Allaire joining Phoenix, Khabibulin posted a 3.03 goals against average and a .906 save percentage with nine shutouts (1994-95 - 1996-97). In his two seasons with Allaire (1997-98, 1998-99), Khabibulin participated in the NHL All-Star Game in both campaigns, and shaved more than half a goal off his goals against average.

A native of St. Janvier, Quebec, Allaire served as a goaltending instructor in the Quebec Major Junior Hockey League (QMJHL) with three different teams: Laval, Verdun and Granby. During his tenure in the QMJHL, the goaltenders under Allaire's supervision won two President's Cups (QMJHL's championship) and played in two Memorial Cup Tournaments (1989-90 with Laval and 1991-92 with Verdun).

## CHRISTIAN HMURA

Skills and Performance Development Coach | Christian Hmura is in his first season as the Rangers Skills Coach. In his role, Hmura is responsible for assisting in the development of players' skills, such as skating, shooting, and stickhandling.

Hmura comes to New York after six seasons (2017-2023) as Hockey Director and Director of Player Development for the Chicago Mission, a Tier 1 AAA Youth Hockey Club. During his tenure with the Mission, 22 players went on to be selected in the NHL Entry Draft. From 2012-2023, Hmura was a Private Professional Development Coach, where he worked with over 70-plus NHL players in private and small group settings. In addition, Hmura was a scout for the Quebec Major Junior Hockey League's (QMJHL) Moncton Wildcats for three years (2013-2016).



## KYLE SMITH

Head Video Coordinator | Kyle Smith is in his third season with the Rangers coaching staff as the team's Head Video Coordinator.

Smith joined the Rangers coaching staff after spending two seasons with the Buffalo Sabres as the team's Video Coordinator (2019-20 and 2020-21). Prior to becoming Buffalo's Video Coordinator, he spent eight seasons in the American Hockey League (AHL) as the Rochester Americans' Video Coach. Smith was also responsible for handling all aspects of team travel during his final two seasons with Rochester. He spent the 2010-11 season with the Sabres in the Pro Scouting/Hockey Analytics Department, handling various tasks and working closely with Buffalo's hockey operations personnel. In April of 2011, Smith served as Interim Video Coach with the AHL's Portland Pirates before being elevated to a full-time role with the Sabres/Americans.

Smith played four years of collegiate hockey at SUNY Cortland and served as the team's captain during his final two seasons.



## SAM KELLEY

Video Assistant | Sam Kelley is in his sixth season with the Rangers coaching staff as the team's Video Assistant. In his role, Kelley is responsible for helping the coaching staff pre-scout games and assisting the coaching staff and front office with video breakdowns.

Prior to joining the Rangers, Kelley served as the Video Coordinator for Boston University for five seasons (2013-14 - 2017-18). In his role at Boston University, he was responsible for breaking down film of team practices, scouting upcoming opponents, and analyzing games to assist the team's coaching staff during games and in between games.

Kelley majored in Communication Studies and minored in Film and TV at Boston University, and he graduated from the school in May of 2017.





20 24

# 2023-24 SEASON

STANLEY CUP®  
**IN REVIEW**

PLAYOFFS



# FINAL NHL STANDINGS

## EASTERN CONFERENCE

ATLANTIC DIVISION	GP	W	L	OT	PTS	RW	GF	GA
Florida Panthers	82	52	24	6	110	42	268	200
Boston Bruins	82	47	20	15	109	36	267	224
Toronto Maple Leafs	82	46	26	10	102	33	303	263
Tampa Bay Lightning	82	45	29	8	98	37	291	268
Detroit Red Wings	82	41	32	9	91	27	278	274
Buffalo Sabres	82	39	37	6	84	33	246	244
Ottawa Senators	82	37	41	4	78	25	255	281
Montreal Canadiens	82	30	36	16	76	20	236	289

METROPOLITAN DIVISION	GP	W	L	OT	PTS	RW	GF	GA
New York Rangers	82	55	23	4	114	43	282	229
Carolina Hurricanes	82	52	23	7	111	44	279	216
New York Islanders	82	39	27	16	94	29	246	263
Washington Capitals	82	40	31	11	91	32	220	257
Pittsburgh Penguins	82	38	32	12	88	32	255	251
Philadelphia Flyers	82	38	33	11	87	30	235	261
New Jersey Devils	82	38	39	5	81	33	264	283
Columbus Blue Jackets	82	27	43	12	66	21	237	300

## WESTERN CONFERENCE

CENTRAL DIVISION	GP	W	L	OT	PTS	RW	GF	GA
Dallas Stars	82	52	21	9	113	40	298	234
Winnipeg Jets	82	52	24	6	110	46	259	199
Colorado Avalanche	82	50	25	7	107	42	304	254
Nashville Predators	82	47	30	5	99	38	269	248
St. Louis Blues	82	43	33	6	92	31	239	250
Minnesota Wild	82	39	33	10	87	32	251	263
Arizona Coyotes	82	36	41	5	77	28	256	274
Chicago Blackhawks	82	23	53	6	52	17	179	290

PACIFIC DIVISION	GP	W	L	OT	PTS	RW	GF	GA
Vancouver Canucks	82	50	23	9	109	44	279	223
Edmonton Oilers	82	49	27	6	104	39	294	237
Los Angeles Kings	82	44	27	11	99	37	256	215
Vegas Golden Knights	82	45	29	8	98	34	267	245
Calgary Flames	82	38	39	5	81	32	253	271
Seattle Kraken	82	34	35	13	81	28	217	236
Anaheim Ducks	82	27	50	5	59	21	204	295
San Jose Sharks	82	19	54	9	47	14	181	331

## FINAL NHL STANDINGS

	GP	W	L	OT	PTS	RW	ROW	GF	GA
New York Rangers	82	55	23	4	114	43	51	282	229
Dallas Stars	82	52	21	9	113	40	48	298	234
Carolina Hurricanes	82	52	23	7	111	44	50	279	216
Winnipeg Jets	82	52	24	6	110	46	52	259	199
Florida Panthers	82	52	24	6	110	42	49	268	200
Vancouver Canucks	82	50	23	9	109	44	50	279	223
Boston Bruins	82	47	20	15	109	36	43	267	224
Colorado Avalanche	82	50	25	7	107	42	48	304	254
Edmonton Oilers	82	49	27	6	104	39	47	294	237
Toronto Maple Leafs	82	46	26	10	102	33	41	303	263
Nashville Predators	82	47	30	5	99	38	44	269	248
Los Angeles Kings	82	44	27	11	99	37	42	256	215
Tampa Bay Lightning	82	45	29	8	98	37	42	291	268
Vegas Golden Knights	82	45	29	8	98	34	41	267	245
New York Islanders	82	39	27	16	94	29	38	246	263
St. Louis Blues	82	43	33	6	92	31	38	239	250
Detroit Red Wings	82	41	32	9	91	27	38	278	274
Washington Capitals	82	40	31	11	91	32	36	220	257
Pittsburgh Penguins	82	38	32	12	88	32	36	255	251
Minnesota Wild	82	39	33	10	87	32	36	251	263
Philadelphia Flyers	82	38	33	11	87	30	34	235	261
Buffalo Sabres	82	39	37	6	84	33	37	246	244
New Jersey Devils	82	38	39	5	81	33	38	264	283
Calgary Flames	82	38	39	5	81	32	38	253	271
Seattle Kraken	82	34	35	13	81	28	31	217	236
Ottawa Senators	82	37	41	4	78	25	32	255	281
Arizona Coyotes	82	36	41	5	77	28	34	256	274
Montreal Canadiens	82	30	36	16	76	20	26	236	289
Columbus Blue Jackets	82	27	43	12	66	21	24	237	300
Anaheim Ducks	82	27	50	5	59	21	26	204	295
Chicago Blackhawks	82	23	53	6	52	17	22	179	290
San Jose Sharks	82	19	54	9	47	14	18	181	331



## INDIVIDUAL POINTS SCORING LEADERS

PLAYER	TEAM	GP	G	A	PTS
Nikita Kucherov	TBL	81	44	100	144
Nathan MacKinnon	COL	82	51	89	140
Connor McDavid	EDM	76	32	100	132
Artemi Panarin	NYR	82	49	71	120
David Pastrnak	BOS	82	47	63	110
Auston Matthews	TOR	81	69	38	107
Leon Draisaitl	EDM	81	41	65	106
Mikko Rantanen	COL	80	42	62	104
J.T. Miller	VAN	81	37	66	103
William Nylander	TOR	82	40	58	98
Kirill Kaprizov	MIN	75	46	50	96
Sidney Crosby	PIT	82	42	52	94
Filip Forsberg	NSH	82	48	46	94
Sam Reinhart	FLA	82	57	37	94

## GOAL SCORING AND ASSISTS LEADERS

GOALS				ASSISTS			
PLAYER	TEAM	GP	PTS	PLAYER	TEAM	GP	A
Auston Matthews	TOR	81	69	Auston Matthews	TOR	81	69
Sam Reinhart	FLA	82	57	Sam Reinhart	FLA	82	57
Zach Hyman	EDM	80	54	Zach Hyman	EDM	80	54
Nathan MacKinnon	COL	82	51	Nathan MacKinnon	COL	82	51
Artemi Panarin	NYR	82	49	Artemi Panarin	NYR	82	49
Filip Forsberg	NSH	82	48	Filip Forsberg	NSH	82	48
David Pastrnak	BOS	82	47	David Pastrnak	BOS	82	47
Brayden Point	TBL	81	46	Brayden Point	TBL	81	46
Kirill Kaprizov	MIN	75	46	Kirill Kaprizov	MIN	75	46
Nikita Kucherov	TBL	81	44	Nikita Kucherov	TBL	81	44
Sidney Crosby	PIT	82	42	Sidney Crosby	PIT	82	42
Jonathan Marchessault	VGK	82	42	Jonathan Marchessault	VGK	82	42
Mikko Rantanen	COL	80	42	Mikko Rantanen	COL	80	42
Leon Draisaitl	EDM	81	41	Leon Draisaitl	EDM	81	41

## ROOKIE SCORING LEADERS

PLAYER	TEAM	GP	G	A	PTS
Connor Bedard	CHI	68	22	39	61
Brock Faber	MIN	82	8	39	47
Luke Hughes	NJD	82	9	38	47
Logan Cooley	ARI	82	20	24	44
Marco Rossi	MIN	82	21	19	40
Luke Evangelista	NSH	80	16	23	39
Matthew Knies	TOR	80	15	20	35
Dmitri Voronkov	CBJ	75	18	16	34
Connor Zary	CGY	63	14	20	34

## DEFENSEMEN SCORING LEADERS

PLAYER	TEAM	GP	G	A	PTS
Quinn Hughes	VAN	82	17	75	92
Cale Makar	COL	77	21	69	90
Roman Josi	NSH	82	23	62	85
Evan Bouchard	EDM	81	18	64	82
Victor Hedman	TBL	78	13	63	76
Adam Fox	NYR	72	17	56	73
Noah Dobson	NYI	79	10	60	70
Josh Morrissey	WPG	81	10	59	69
Mike Matheson	MTL	82	11	51	62
Rasmus Dahlin	BUF	81	20	39	59
Morgan Rielly	TOR	72	7	51	58
Zach Werenski	CBJ	70	11	46	57
Erik Karlsson	PIT	82	11	45	56
Shayne Gostisbehere	DET	81	10	46	56

# GOALTENDING LEADERS

## GOALS AGAINST AVERAGE (MIN. 30 GAMES)

GOALTENDER	TEAM	GP	GAA	GA	MINS
Pyotr Kochetkov	CAR	42	2.33	92	2371:29
Sergei Bobrovsky	FLA	58	2.37	135	3414:14
Connor Hellebuyck	WPG	60	2.39	142	3567:20
Thatcher Demko	VAN	51	2.45	123	3015:53
Joey Daccord	SEA	50	2.46	116	2832:47
Cam Talbot	LAK	54	2.5	130	3116:07
Jeremy Swayman	BOS	44	2.53	108	2565:51
Ukko-Pekka Luukkonen	BUF	54	2.57	132	3081:14
Linus Ullmark	BOS	40	2.57	103	2400:08
Igor Shesterkin	NYR	55	2.58	141	3277:06

## WINS

GOALTENDER	TEAM	GP	W	L	OT	MINS
Alexandar Georgiev	COL	63	38	18	5	3637:57
Connor Hellebuyck	WPG	60	37	19	4	3567:20
Sergei Bobrovsky	FLA	58	36	17	4	3414:14
Igor Shesterkin	NYR	55	36	17	2	3277:06
Stuart Skinner	EDM	59	36	16	5	3361:21
Juuse Saros	NSH	64	35	24	5	3624:38
Thatcher Demko	VAN	51	35	14	2	3015:53
Jake Oettinger	DAL	54	35	14	4	3084:35
Andrei Vasilevskiy	TBL	52	30	20	2	3062:52
Jordan Binnington	STL	57	28	21	5	3291:29

## SAVE PERCENTAGE (MIN. 30 GAMES)

GOALTENDER	TEAM	GP	SV%	W	L	OT	GA	SA	MINS
Connor Hellebuyck	WPG	60	0.921	37	19	4	142	1,798	3567:20
Thatcher Demko	VAN	51	0.918	35	14	2	123	1,492	3015:53
Jeremy Swayman	BOS	44	0.916	25	10	8	108	1,287	2565:51
Joey Daccord	SEA	50	0.916	19	18	11	116	1,374	2832:47
Linus Ullmark	BOS	40	0.915	22	10	7	103	1,207	2400:08
Sergei Bobrovsky	FLA	58	0.915	36	17	4	135	1,584	3414:14
Joel Hofer	STL	30	0.914	15	12	1	72	830	1628:39
Cam Talbot	LAK	54	0.913	27	20	6	130	1,490	3116:07
Igor Shesterkin	NYR	55	0.913	36	17	2	141	1,606	3277:06
Jordan Binnington	STL	57	0.913	28	21	5	156	1,786	3291:29
Charlie Lindgren	WSH	50	0.911	25	16	7	127	1,431	2852:23

## SHUTOUTS

GOALTENDER	TEAM	GP	SO	W	L	OT	MINS
Sergei Bobrovsky	FLA	58	6	36	17	4	3414:14
Tristan Jarry	PIT	51	6	19	25	5	2740:38
Connor Ingram	ARI	50	6	23	21	3	2802:56
Charlie Lindgren	WSH	50	6	25	16	7	2852:23
Connor Hellebuyck	WPG	60	5	37	19	4	3567:20
Thatcher Demko	VAN	51	5	35	14	2	3015:53
Ukko-Pekka Luukkonen	BUF	54	5	27	22	4	3081:14
Igor Shesterkin	NYR	55	4	36	17	2	3277:06
Samuel Ersson	PHI	51	4	23	19	7	2809:28
Pyotr Kochetkov	CAR	42	4	23	13	4	2371:29

## 2023-24 SEASON NOTES AND HIGHLIGHTS

- The Rangers finished the season with a 55-23-4 record for 114 points, finishing first place in the League standings for the fifth time in franchise history, following 2014-15, 1993-94, 1991-92 and 1941-42.
- The Blueshirts won the Metro Division and eighth division title in franchise history (Others: 1926-27, 1931-32, 1989-90, 1991-92, 1993-94, 2011-12, 2014-15).
- New York set the franchise record in wins (55) and points (114).
- The Blueshirts became the first team in the NHL to clinch a spot in the 2024 Stanley Cup Playoffs and the first team to reach the 100-point plateau. With a win in their 72nd game, the Rangers surpassed the 100-point threshold in the second fewest games (1971-72 - 67 GP) in team history.
- The Rangers clinched a playoff berth for the 63rd time in franchise history and third-straight season.
- The Rangers recorded a 26.4 power play percentage, the second best mark in franchise history (1977-78) and third best in the NHL.
- With a 84.5 clip, the Blueshirts finished with the third highest penalty kill percentage in the NHL.
- New York's 52.3 faceoff percentage ranked tied for the third highest in team history and highest since the 2007-08 season.
- The Blueshirts had a franchise record and league-high 28 comeback victories. Fourteen of the 28 came when trailing during the third period, tied for the most in the league. The Blueshirts also had 20 wins when trailing first in a game, the most in a single season in franchise history.
- The Rangers' 106 third period goals were the eighth most in franchise history and the most since 1991-92. In the NHL, the goal number was the second best in the NHL.
- Five Rangers (Lafreniere, Schneider, Panarin, Trocheck, Kreider) played in all 82 games this season.
- At home, New York finished with a 30-11-0 record for 60 points, tying the franchise record for the most home wins (1970-71).
- On the road, the Blueshirts had a 25-12-4 record for 54 points, the fifth time in team history they had 25 or plus road wins in a year. Their 25 road wins ranked tied for third in the NHL.
- In the second half of back-to-backs, the Rangers held a 9-1-0 mark with the second highest point percentage (.917) in the NHL.
- The Blueshirts had 201 points from defensemen this season, the fourth most in the NHL. Twelve game-winning goals came from d-men, the second most in the league.
- The Rangers had five players (Zibanejad, Kreider, Trocheck, Panarin, Fox) with 60 or more points this season and six players with 50 or more points.

## 2023-24 SEASON NOTES AND HIGHLIGHTS

- During the regular season, the Rangers had a 12-4 record in games that went past regulation, including a 8-1 record in the five-minute overtime. Their .750 win percentage in games past regulation ranked tied for first in the NHL and their five-minute OT mark was the best in the league.
- In one-goal games, the Rangers had a NHL-best 23-4-4 record.
- New York finished seventh in goals per game (3.39) and goals against per game (2.76).
- From Jan. 27-Feb. 24, the Blueshirts won 10 games in a row, tying the franchise record for the longest win streak (1972-73, 1938-39).
- The Rangers' .907 team save percentage was the fifth highest in the NHL.
- Peter Laviolette, in his first season with the Rangers, joined Scotty Bowman (4x), Alain Vigneault (3x), Mike Babcock (2x), Terry Crisp (2x), Ken Hitchcock (2x), Mike Keenan (2x), Joel Quenneville (2x), Glen Sather (2x) and Barry Trotz (2x) as the 10th head coach to win the Presidents' Trophy multiple times. Among these bench bosses, only Bowman, Keenan, Quenneville and Vigneault won it with two different franchises.
- New York had 35 wins when scoring the first goal of the game, tied for the second most in the NHL.



## FINAL RANGERS SCORING

Pos.	No.	Player	GP	G	A	PTS	+/-	PIM	PPG	SHG	GWG	S	%
LW	10	Artemi Panarin	82	49	71	120	18	24	11	0	1	302	16.2
C	16	Vincent Trocheck	82	25	52	77	16	55	11	1	1	215	11.6
LW	20	Chris Kreider	82	39	36	75	19	26	18	2	1	246	15.9
D	23	Adam Fox	72	17	56	73	21	36	6	1	1	137	12.4
C	93	Mika Zibanejad	81	26	46	72	15	30	12	2	2	221	11.8
LW	13	Alexis Lafrenière	82	28	29	57	2	40	2	0	1	217	12.9
D	56	Erik Gustafsson	76	6	25	31	3	35	0	0	0	93	6.5
D	79	K'Andre Miller	80	8	22	30	5	49	0	0	1	96	8.3
LW	26	Jimmy Vesey	80	13	13	26	-4	20	0	0	0	116	11.2
D	8	Jacob Trouba	69	3	19	22	-4	73	0	0	0	129	2.3
RW	17	Blake Wheeler	54	9	12	21	2	23	1	0	0	83	10.8
LW	50	Will Cuylle	81	13	8	21	-3	56	1	0	0	119	10.9
C	22	Jonny Brodzinski	57	6	13	19	-3	8	1	0	0	89	6.7
RW	24	Kaapo Kakko	61	13	6	19	6	24	1	0	0	91	14.3
D	4	Braden Schneider	82	5	14	19	-1	16	0	1	0	95	5.3
D	55	Ryan Lindgren	76	3	14	17	22	36	0	0	0	73	4.1
C	21	Barclay Goodrow	80	4	8	12	-13	78	0	1	0	61	6.6
D	6	Zac Jones	31	2	7	9	1	8	0	0	0	42	4.8
C	96	Jack Roslovic	19	3	5	8	-1	2	0	0	0	31	9.7
C	72	Filip Chytil	10	0	6	6	0	4	0	0	0	22	0
C	12	Nick Bonino	45	1	4	5	-12	8	0	0	0	31	3.2
C	91	Alex Wennberg	19	1	4	5	-1	0	1	0	0	10	10
C	71	Tyler Pitlick	34	1	3	4	-6	4	0	0	0	32	3.1
C	84	Adam Edstrom	11	2	0	2	2	2	0	0	0	7	28.6
C	73	Matt Rempe	17	1	1	2	1	71	0	0	0	12	8.3
C	18	Riley Nash	1	0	0	0	0	0	0	0	0	1	0
D	5	Chad Ruhwedel	5	0	0	0	-2	0	0	0	0	1	0
LW	25	Anton Blidh	1	0	0	0	-1	2	0	0	0	1	0
C	15	Jake Leschyshyn	1	0	0	0	-1	0	0	0	0	0	--
D	14	Connor Mackey	1	0	0	0	1	5	0	0	0	1	0
LW	78	Brennan Othmann	3	0	0	0	0	0	0	0	0	6	0
D	58	Brandon Scanlin	1	0	0	0	0	0	0	0	0	0	--

## GOALTENDERS

No.	Goaltender	GP	W	L	OT	GAA	SV%	SO	GA	SA	SV	MIN	G	A	PIM
31	Igor Shesterkin	55	36	17	2	2.58	0.913	4	141	1,606	1,466	3277:06	0	1	6
32	Jonathan Quick	27	18	6	2	2.62	0.911	2	69	771	702	1582:44	0	1	8
70	Louis Domingue	1	1	0	0	1.00	0.962	0	1	26	25	60:00	0	0	0

## MISCELLANEOUS STATISTICS

### WIN/LOSS BREAKDOWN

DIVISION	HOME	PTS	GF	GA	AWAY	PTS	GF	GA	TOTAL	PTS	GF	GA
Atlantic	9-3-0	16	44	38	7-3-2	16	47	36	16-6-2	32	91	74
Metropolitan	10-3-0	20	42	35	8-5-0	16	41	33	18-8-0	36	83	68
Central	6-2-0	12	22	13	5-2-1	11	31	31	14-4-1	23	53	44
Pacific	5-3-0	10	30	24	5-2-1	11	23	17	10-5-1	21	53	41
<b>TOTALS</b>	<b>30-11-0</b>	<b>60</b>	<b>139</b>	<b>110</b>	<b>25-12-4</b>	<b>54</b>	<b>139</b>	<b>116</b>	<b>55-23-4</b>	<b>114</b>	<b>278</b>	<b>226</b>

### GOALS BY PERIOD

	1ST	2ND	3RD	OT	TOTALS
Rangers	67	97	106	8	278 (3.39)
Opponents	65	80	72	1	226 (2.76)

### TEAM STATISTICS

Most Goals, Game:	8 (Mar. 30 at ARI)
Most Goals Allowed, Game:	7 (Dec. 12 vs. TOR)
Most Goals, Period:	5 {3rd} (Mar.30 at ARI)
Most Goals Allowed, Period:	5 {3rd} (Nov.20 at DAL)
Largest Margin of Victory:	5 (Jan. 27 at OTT)
Largest Margin of Defeat:	5 (Jan. 2 vs CAR)
Most Shots, Game:	48 (Jan. 6 at MTL)
Most Shots Allowed, Game:	42 (Feb. 20 vs DAL)
Most Shots, Period:	20 (Apr.13 vs NYI)
Least Shots, Game:	18 (Feb. 22 at NJD)
Least Shots Allowed, Game:	19 (Oct. 21 at SEA)
Least Shots, Period:	2 (3rd) (Apr. 11 vs. PHI)
Most Power Play Goals, Game:	3 (Mar. 9 vs STL)
Most Power Play Goals Allowed, Game:	2 (Jan 16 vs SEA)
Most Shorthanded Goals, Game:	1 (Apr.15 vs OTT)
Most Shorthanded Goals Allowed, Game:	2 (Nov. 20 at DAL)
Most Hits, Game:	47 (Mar. 2 at TOR)
Most Faceoff Wins, Game:	45 (Nov.12 vs CBJ)
Highest Faceoff Win Percentage, Game:	72.3 (Nov.27 vs BUF)
Most Blocked Shots, Game:	32 (Nov.4 at MIN)
Longest Winning Streak:	10 (Jan. 27-Feb.24)
Longest Losing Streak:	3 (Jan. 8-13)

### INDIVIDUAL STATISTICS

Most Goals, Game	3 (6x) last- A. Lafrenière on Mar. 30 at ARI
Most Assists, Game	4 - A. Fox on Feb. 15 vs. MTL
Most Points, Game	5 (2x) last- A. Lafrenière on Mar. 30 at ARI
Most Shots, Game	10 - A. Panarin on Dec. 16 at BOS
Most PIM, Game	17 (2x) last - Feb. 22 at NJD
Most Hits, Game	9 - V. Trocheck on Feb. 18 at NYI
Most Blocked Shots, Game	8 - J. Trouba on Oct. 12 at BUF
Longest Goal Streak	4 (4x) last - C. Kreider from Apr. 3-9
Longest Assist Streak	9 - A. Panarin from Oct. 24-Nov. 12
Longest Point Streak	15 - A. Panarin from Oct. 12-18
Most Saves, Game	41 - I. Shesterkin on Feb. 20 vs. DAL

## MISCELLANEOUS STATISTICS

### MONTHLY RECORD

	GP	W	L	OT	PTS	GF	GA
October	9	7	2	0	14	28	18
November	12	9	2	1	19	42	34
December	14	9	5	0	18	51	43
January	14	5	7	2	12	40	47
February	11	10	1	0	20	40	22
March	14	10	3	1	21	56	42
April	8	5	3	0	10	24	23
<b>TOTALS</b>	<b>82</b>	<b>55</b>	<b>23</b>	<b>4</b>	<b>112</b>	<b>278</b>	<b>229</b>

### 2023-24 RANGERS SITUATIONAL RECORD

	W	L	OT
Scoring first	35	8	3
Opponent scoring first	20	15	1
Leading after 1st Period	24	4	3
Trailing after 1st Period	11	14	1
Tied after 1st Period	20	5	0
Leading after 2nd Period	34	3	2
Trailing after 2nd Period	10	18	1
Tied after 2nd Period	11	2	1
OT Record	12	4	
Five-Minute Overtime Record	8	1	
Shootout Record	4	3	
Outshooting opponent	34	14	3
Outshot by opponent	20	8	1
Even shots	1	1	0
Second game of back-to-backs	9	1	0
Third game in four days	7	6	1
Afternoon games	9	1	0
Night games	46	22	4
Sunday	8	1	0
Monday	6	5	0
Tuesday	7	5	1
Wednesday	6	0	0
Thursday	9	5	0
Friday	4	3	0
Saturday	15	4	3
1-Goal Games	23	4	4
2-Goal Games	8	5	0
3+ Goal Games	24	14	0

	WHEN RANGERS SCORE...			WHEN OPPOSITION SCORES...			
	W	L	OT	W	L	OT	
0 Goals	0	1	1	0 Goals	5	0	0
1 Goal	2	6	0	1 Goal	21	0	0
2 Goals	9	9	1	2 Goals	11	1	0
3 Goals	10	7	2	3 Goals	10	1	3
4 Goals	13	0	1	4 Goals	3	9	1
5 Goals	13	0	0	5 Goals	4	6	0
6 Goals	3	0	0	6 Goals	0	5	0
7 Goals	4	0	0	7 Goals	0	1	0
8 Goals	1	0	0	8 Goals	-		
9 Goals	-			9 Goals	-		



## HAT TRICKS

BY RANGERS (4)	DATE	OPPONENT/SITE	GOALTENDER
(10) Artemi Panarin	Dec. 3	SJS/Home	(29) M. Blackwood
(10) Artemi Panarin	Dec. 30	TBL/Away	(88) A. Vasilevskiy
(20) Chris Kreider	Feb. 15	MTL/Home	(35) S. Montembeault
(13) A. Lafreniere	Mar. 30	ARI/Away	(70) K. Vejmelka
AGAINST RANGERS (5)	DATE	OPPONENT/SITE	GOALTENDER
(38) B. Jenner	Oct. 14	CBJ/Away	(31) I. Shesterkin
(25) J. Kyrou	Jan. 11	STL/Home	(31) I. Shesterkin
(81) J. Marchessault	Jan. 26	VGK/Home	(31) I. Shesterkin
(28) B. Point	Mar. 14	TBL/Home	(31) I. Shesterkin
(55) M. Scheifele	Mar. 19	WPG/Home	(31) I. Shesterkin

## SHORTHANDED GOALS

BY RANGERS (8)	DATE	OPPONENT/SITE	GOALTENDER
(20) C. Kreider	Oct. 12	BUF/Away	(27) D. Levi
(20) C. Kreider	Nov. 25	BOS/Home	(35) L. Ullmark
(93) M. Zibanejad	Dec. 29	FLA/Away	(72) S. Bobrovsky
(93) M. Zibanejad	Feb.15	MTL/Home	(35) S. Montembeault
(16) V. Trocheck	Mar. 26	PHI/Home	(33) S. Ersson
(21) B. Goodrow	Mar. 30	ARI/Away	(70) K. Vejmelka
(4) B. Schneider	Apr. 13	NYI/Home	(30) I. Sorokin
(23) A. Fox	Apr. 15	OTT/Home	(70) J. Korpisalo
AGAINST RANGERS (6)	DATE	OPPONENT/SITE	GOALTENDER
(57) T. Myers	Oct. 28	VAN/Away	(31) I. Shesterkin
(18) S. Steel	Nov. 20	DAL/Away	(31) I. Shesterkin
(24) R. Hintz	Nov. 20	DAL/Away	(31) I. Shesterkin
(10) C. Sissons	Dec. 2	NASH/Away	(31) I. Shesterkin
(21) B. Howden	Jan. 18	VGK/Away	(31) I. Shesterkin
(14) B. Horvat	Mar. 17	NYI/Home	(31) I. Shesterkin

## PENALTY SHOTS

BY RANGERS (2)	DATE	OPPONENT/SITE	GOALTENDER (RESULT)
(13) A. Lafreniere	Dec. 3	SJS/Home	(29) M. Blackwood (Unsuccessful)
(26) J. Vesey	Apr. 15	OTT/Home	(70) J. Korpisalo (Unsuccessful)
AGAINST RANGERS (3)	DATE	OPPONENT/SITE	GOALTENDER (RESULT)
(16) J. Zucker	Oct. 16	ARI/Home	(31) I. Shesterkin (Unsuccessful)
(3) Adam Pelech	Apr. 14	NYI/Home	(31) I. Shesterkin (Unsuccessful)
(13) Marhew Barzal	Apr. 9	NYI/Away	(31) I. Shesterkin (Unsuccessful)

## EMPTY-NET GOALS

BY RANGERS (19)	DATE	OPPONENT/SITE	GOALTENDER PULLED
(8) J. Trouba	Oct. 12	BUF/Away	(27) D. Levi
(10) A. Panarin	Nov. 9	MIN/Home	(29) M.A Fleury
(17) B. Wheeler	Nov. 18	NJD/Away	(41) V. Vanecek
(93) M. Zibanejad	Dec. 19	TOR/Away	(31) M. Jones
(26) J. Vesey	Feb. 7	TBL/Home	(88) A. Vasilevskiy
(26) J. Vesey	Feb. 12	CGY/Home	(25) J. Markstrom
(13) A. Lafreniere	Mar. 30	ARI/Away	(70) K. Vejmelka
(10) A. Panarin	Mar. 30	ARI/Away	(70) K. Vejmelka
(13) A. Lafreniere	Apr. 7	MTL/Home	(30) C. Primeau
(10) A. Panarin	Mar. 21	BOS/Away	(1) J. Swayman
(10) A. Panarin	Jan. 27	OTT/Away	(70) J. Korpisalo
(10) A. Panarin	Feb. 28	CBJ/Home	(90) E. Merzlikins
(26) J. Vesey	Jan.21	ANA/Away	(1) L. Dostal
(93) M. Zibanejad	Mar. 21	BOS/Away	(1) J. Swayman
(16) V. Trocheck	Feb. 20	DAL/Home	(41) S. Wedgewood
(16) V. Trocheck	Mar. 11	NJD/Home	(31) K.Kahkonen
(20) C. Kreider	Feb.28	CBJ/Home	(90) E. Merzlikins
(20) C. Kreider	Mar. 16	Pit/Away	(35) T. Jarry
(17) B. Wheeler	Jan. 16	SEA/Home	(60) C. Driedger
AGAINST RANGERS (15)	DATE	OPPONENT/SITE	GOALTENDER PULLED
(18) S. Steel	Nov. 20	DAL/Away	(31) I. Shesterkin
(24) R. Hintz	Nov. 20	DAL/Away	(31) I. Shesterkin
(37) C. Mittelstadt	Nov. 27	BUF/Home	(31) I. Shesterkin
(91) V. Tarasenko	Dec. 5	OTT/Away	(31) I. Shesterkin
(64) D. Kampf	Dec. 12	TOR/Home	(31) I. Shesterkin
(40) E. Pettersson	Jan. 8	VAN/Home	(31) I. Shesterkin
(15) A. Lundell	Mar. 4	FLA/Home	(31) I. Shesterkin
(21) B. Howden	Jan. 18	VGK/Away	(31) I. Shesterkin
(89) P. Buchnevich	Jan. 11	STL/AWAY	(31) I. Shesterkin
(81) J. Marchessault	Jan. 26	VGK/Home	(31) I. Shesterkin
(55) M. Scheifele	Mar. 19	WPG/Home	(31) I. Shesterkin
(86) N. Kucherov	Mar. 14	TBL/Home	(31) I. Shesterkin
(17) B. Rust	Apr. 1	PIT/Home	(31) I. Shesterkin
(27) A. Lee	Apr. 9	NYI/Away	(31) I. Shesterkin
(87) S. Crosby	Apr. 1	PIT/Home	(31) I. Shesterkin

## TRANSACTIONS

DATE	TRANSACTION
Sept. 21	Signed goaltender Brad Arvanitis to a PTO
Sept. 22	Signed defenseman Adam Clendening to a PTO
Sept. 24	Olof Lindbom assigned to Hartford Wolf Pack
Sept. 24	Maxim Barbashev, Seth Barton, Zach Berzolla, Max McCue, Ryan McCleary, and Sahil Panwar assigned to Hartford
Sept. 24	Joe Arntsen, Bryce McConnell-Barker, James Petrovski, and Dylan Roobroeck sent back to their respective junior teams.
Sept. 24	Brad Arvanitis released from his PTO.
Sept. 24	Talyn Boyko assigned to Hartford Wolf Pack
Sept. 29	Nikolas Brouillard, Karl Henriksson, Ryder Korczak, and Bobby Trivigno assigned to the Hartford Wolf Pack
Sept. 29	Blake Hillman and Adam Clendening released from their PTOs
Sept. 30	Alex Belzile, Anton Blidh, Turner Elson, Connor Mackey, Riley Nash, and Adam Sykora assigned to Hartford Wolf Pack
Oct. 1	Brett Berard, Dylan Garand, Adam Edstrom, Jake Leschyshyn, Matt Rempe, Matthew Robertson, and Brandon Scanlin assigned to the Hartford Wolf Pack
Oct. 2	Louis Domingue and Mac Hollowell assigned to Hartford Wolf Pack
Oct. 3	Dylan Garand recalled from Hartford Wolf Pack
Oct. 5	Dylan Garand re-assigned to Hartford Wolf Pack
Oct. 6	Brennan Othmann assigned to Hartford Wolf Pack
Oct. 7	Jonny Brodzinski and Ben Harpur assigned to Hartford Wolf Pack
Nov. 3	Jonny Brodzinski recalled from Hartford
Nov. 3	Connor Mackey and Louis Domingue recalled from Hartford
Nov. 5	Jonny Brodzinski, Connor Mackey and Louis Domingue re-assigned to Hartford
Nov. 5	Jonny Brodzinski, Connor Mackey and Louis Domingue recalled from Hartford
Nov. 7	Jonny Brodzinski, Connor Mackey and Louis Domingue re-assigned to Hartford
Nov. 8	Connor Mackey, Louis Domingue, Dylan Garand recalled from Hartford
Nov. 10	Connor Mackey, Louis Domingue, Dylan Garand re-assigned to Hartford
Nov. 10	Louis Domingue recalled from Hartford
Nov. 11	Connor Mackey recalled from Hartford
Nov. 13	Connor Mackey and Louis Domingue re-assigned to Hartford
Nov. 17	Connor Mackey recalled from Hartford
Nov. 28	Jonny Brodzinski and Adam Edstrom recalled from the Hartford Wolf Pack. Connor Mackey assigned to Hartford
Nov. 28	Adam Edstrom assigned to Hartford
Dec. 3	Anton Blidh recalled from Hartford
Dec. 3	Anton Blidh assigned to Hartford
Dec. 7	Riley Nash recalled from Hartford
Dec. 10	Riley Nash re-assigned to Hartford
Dec. 12	Matthew Robertson recalled from Hartford
Dec. 12	Matthew Robertson re-assigned Hartford
Dec. 15	Adam Edstrom recalled from Hartford
Dec. 16	Connor Mackey re-assigned to Hartford
Dec. 16	Adam Edstrom re-assigned to Hartford
Dec. 28	Adam Edstrom recalled from Hartford
Dec. 31	Adam Edstrom re-assigned to Hartford
Jan. 3	Brennan Othmann recalled from Hartford
Jan. 9	Brennan Othmann re-assigned to Hartford
Jan. 9	Jake Leschyshyn recalled from Hartford
Jan. 10	Matthew Robertson recalled from Hartford
Jan. 11	Matthew Robertson re-assigned to Hartford
Jan. 12	Anton Blidh recalled from Hartford
Jan. 13	Jake Leschyshyn re-assigned to Hartford
Jan. 14	Anton Blidh re-assigned to Hartford
Jan. 19	Matthew Robertson recalled from Hartford
Jan. 22	Matthew Robertson re-assigned to Hartford
Jan. 26	Nick Bonino re-assigned to Hartford
Jan. 27	Connor Mackey recalled from Hartford
Jan. 28	Jake Leschyshyn and Connor Mackey re-assigned to Hartford
Feb. 4	Jake Leschyshyn and Connor Mackey recalled from Hartford
Feb. 5	Connor Mackey re-assigned to Hartford
Feb. 10	Jake Leschyshyn re-assigned to Hartford

## TRANSACTIONS

DATE	TRANSACTION
Feb. 10	Adam Edstrom recalled from Hartford
Feb. 10	Matt Rempe recalled from Hartford
Feb. 13	Matt Rempe re-assigned to Hartford
Feb. 14	Alex Belzile recalled from Hartford
Feb. 14	Brandon Scanlin agreed to terms on two-year contract extension
Feb. 16	Matt Rempe recalled from Hartford
Feb. 21	Jonny Brodzinski agreed to terms on two-year contract extension
Feb. 22	Brennan Othmann recalled from Hartford
Feb. 23	Brennan Othmann re-assigned to Hartford
Mar. 1	Connor Mackey agreed to terms on two-year contract extension
Mar. 3	Jonathan Quick agreed to terms on one-year contract extension
Mar. 5	Alex Belzile re-assigned to Hartford
Mar. 6	Acquired Alex Wennberg in exchange for a 2024 2nd Rd Pick, 2025 conditional 4th Rd Pick
Mar. 8	Acquired Chad Ruhwedel in exchange for 2027 4th Rd Pick
Mar. 8	Acquired Nic Petan in exchange for Turner Elson
Mar. 8	Acquired Jack Roslovic in exchange for a 2026 4th Rd Pick
Mar. 8	Adam Edstrom re-assigned to Hartford
Mar. 10	Louis Domingue agreed to terms on one-year contract extension
Mar. 15	Hugo Ollas agreed to terms on two-year, entry level contract
Mar. 15	Adam Edstrom recalled from Hartford
Mar. 17	Adam Edstrom re-assigned to Hartford
Mar. 18	Brandon Scanlin recalled from Hartford
Mar. 20	Jaroslav Chmelar agreed to terms on three-year, entry level contract
Apr. 2	Brandon Scanlin re-assigned to Hartford
Apr. 2	Kalle Vaisanen agreed to terms on three-year, entry level contract
Apr. 2	Victor Mancini agreed to terms on two-year, entry level contract

## MANPOWER GAMES LOST DUE TO INJURY OR ILLNESS

PLAYER	TYPE OF INJURY	DATE OF INJURY	DATES MISSED	GAMES MISSED
Jacob Trouba	Lower Body	Mar. 4	Mar. 9-28	11
Blake Wheeler	Lower Body	Feb. 15	Feb. 18-Apr. 15	28
Adam Fox	Lower Body	Nov. 2	Nov. 4-27	10
Kaapo Kakko	Lower Body	Nov. 27	Nov. 29-Jan. 13	21
Ryan Lindgren	Upper Body	Oct. 12	Oct. 14	1
	Upper Body	Jan. 26	Jan. 27	1
	Lower Body	Mar. 19	Mar. 19-26	4
Erik Gustafsson	Lower Body	Jan. 18	Jan. 20	1
	Upper Body	Mar. 23	Mar. 26-Apr. 1	4
Nick Bonino	Illness	N/A	Dec. 16	1
Tyler Pitlick	Lower Body	Jan. 2	Jan. 4-16	7
Filip Chytil	Upper Body	Nov. 2	Nov. 4-Apr. 15	72
Mika Zibanejad	Illness	N/A	Jan. 11	1
Igor Shesterkin	Undisclosed	N/A	Nov. 4-12	4
Jonathan Quick	Upper Body	N/A	Nov. 9	1
<b>TOTAL</b>				<b>167</b>

## GAME-BY-GAME HOME ATTENDANCE

NO.	DATE	VS.	ATTENDANCE	SEASON	SELLOUT	AVG.
1	Oct. 16	vs. ARI	18,006	18,006	1	18,006
2	Oct. 19	vs. NSH	18,006	36,012	2	18,006
3	Nov. 2	vs. CAR	18,006	54,018	3	18,006
4	Nov. 7	vs. DET	18,006	72,024	4	18,006
5	Nov. 9	vs. MIN	18,006	90,030	5	18,006
6	Nov. 12	vs. CBJ	18,006	108,036	6	18,006
7	Nov. 25	vs. BOS	18,006	126,042	7	18,006
8	Nov. 27	vs. BUF	18,006	144,048	8	18,006
9	Nov. 29	vs. DET	18,006	162,054	9	18,006
10	Dec. 3	vs. SJS	18,006	180,060	10	18,006
11	Dec. 10	vs. LAK	18,006	198,066	11	18,006
12	Dec. 12	vs. TOR	18,006	216,072	12	18,006
13	Dec. 15	vs. ANA	18,006	234,078	13	18,006
14	Dec. 22	vs. EDM	18,006	252,084	14	18,006
15	Dec. 23	vs. BUF	18,006	270,090	15	18,006
16	Dec. 27	vs. WSH	18,006	288,096	16	18,006
17	Jan. 2	vs. CAR	18,006	306,102	17	18,006
18	Jan. 4	vs. CHI	18,006	324,108	18	18,006
19	Jan. 8	vs. VAN	18,006	342,114	19	18,006
20	Jan. 14	vs. WSH	18,006	360,120	20	18,006
21	Jan. 16	vs. SEA	18,006	378,126	21	18,006
22	Jan. 26	vs. VGK	18,006	396,132	22	18,006
23	Feb. 5	vs. COL	18,006	414,138	23	18,006
24	Feb. 7	vs. TBL	17,208	432,144		18,006
25	Feb. 12	vs. CGY	18,006	449,352	24	17,974
26	Feb. 15	vs. MTL	18,006	467,358	25	17,975
27	Feb. 20	vs. DAL	18,006	485,364	26	17,976
28	Feb. 28	vs. CBJ	18,006	503,370	27	17,978
29	Mar. 4	vs. FLA	18,006	521,376	28	17,978
30	Mar. 9	vs. STL	18,006	539,382	29	17,979
31	Mar. 11	vs. NJD	18,006	557,388	30	17,980
32	Mar. 17	vs. NYI	18,006	575,394	31	17,981
33	Mar. 19	vs. WPG	18,006	593,400	32	17,982
34	Mar. 23	vs. FLA	18,006	611,406	33	17,983
35	Mar. 26	vs. PHI	18,006	629,412	34	17,983
36	Apr. 1	vs. PIT	18,006	647,418	35	17,984
37	Apr. 3	vs. NJD	18,006	665,424	36	17,984
38	Apr. 7	vs. MTL	17,854	683,430		17,985
39	Apr. 11	vs. PHI	18,006	701,284	37	17,982
40	Apr. 13	vs. NYI	18,006	719,290	38	17,982
41	Apr. 15	vs. OTT	18,006	737,296	39	17,983



**THE**

**PLAYERS**

STANLEY CUP

PLAYOFFS




# 2024 PLAYOFF ROSTER

PLAYER	HEIGHT	WEIGHT	SHOOTS	BIRTHPLACE	BORN
FORWARDS					
Brodzinski, Jonny	6'0"	204	Right	Ham Lake, Minnesota	Jun. 19, 1993
Chytil, Filip	6'2"	208	Left	Kromeriz, Czech Republic	Sep. 5, 1999
Cuylle, Will	6'3"	210	Left	Toronto, Ontario	Feb. 5, 2002
Goodrow, Barclay	6'2"	209	Left	Toronto, Ontario	Feb. 26, 1993
Kakko, Kappo	6'2"	205	Left	Turku, Finland	Feb. 13, 2001
Kreider, Chris	6'3"	233	Left	Boxford, Massachusetts	Apr. 30, 1991
Lafreniere, Alexis	6'1"	194	Left	St-Eustache, Quebec	Oct. 11, 2001
Panarin, Artemi	6'0"	175	Right	Korkino, Russia	Oct. 30, 1991
Rempe, Matt	6'7"	241	Right	Calgary, Alberta	Jun 29, 2002
Roslovic, Jack	6'1"	198	Right	Columbus, Ohio	Jan. 29, 1997
Trocheck, Vincent	5'11"	187	Right	Pittsburgh, Pennsylvania	Jul. 11, 1993
Vesey, Jimmy	6'2"	200	Left	Boston, Massachusetts	May 26, 1993
Wennberg, Alex	6'2"	190	Left	Stockholm, Sweden	Sep. 22, 1994
Wheeler, Blake	6'5"	222	Right	Plymouth, Minnesota	Aug. 31, 1986
Zibanejad, Mika	6'2"	201	Right	Stockholm, Sweden	Apr. 18, 1993

DEFENSEMEN					
Fox, Adam	5'11"	185	Right	Jericho, New York	Feb. 17, 1998
Gustafsson, Erik	6'1"	189	Left	Nynashamn, Sweden	Mar. 14, 1992
Jones, Zac	5'10"	176	Left	Richmond, Virginia	Oct. 18, 2000
Lindgren, Ryan	6'0"	193	Left	Burnsville, Minnesota	Feb. 11, 1998
Miller, K'Andre	6'5"	210	Left	St. Paul, Minnesota	Jan. 21, 2000
Ruhwedel, Chad	5'11"	191	Right	San Diego, California	May 7, 1990
Schneider, Braden	6'3"	211	Right	Prince Albert, Saskatchewan	Sep. 20, 2001
Trouba, Jacob	6'3"	209	Right	Rochester, Michigan	Feb. 26, 1994

GOALTENDERS			CATCHES		
Quick, Jonathan	6'1"	215	Left	Milford, Connecticut	Jan. 21, 1986
Shesterkin, Igor	6'1"	197	Left	Moscow, Russia	Dec. 30, 1995



**22** | Forward

**JONNY  
BRODZINSKI**

*Height: 6-0*

*Weight: 204*

*Shoots: Right*

*Born: 6/19/1993*

*Birthplace: Ham Lake, MN*

*Acquired: Signed as FA on 10/9/20*

2023-24 REGULAR SEASON: 57 GP, 6G-13A = 19 PTS

CAREER REGULAR SEASON: 158 GP, 15G-21A = 36 PTS

CAREER PLAYOFFS: 1 GP, 0G-0A = 0 PTS

---

### 2023-24

\* Notched career highs in games played (57), goals (6), assists (13) and points (19), along with two game-winning goals and shots (89).

\* Averaged 11:07 of ice time per game, the highest amount of his career (min. 6 games).

\* Was with the Rangers from November 28 to end of season. At time of call up, led the AHL in points with 25 (11G-14A) in 16 games.

\* Agreed to two-year extension on Feb. 21.


### CAREER

\* Has played parts of eight seasons with Los Angeles, San Jose, and the Rangers.

\* Has served as Hartford's captain since the start of the 2021-22 season.

\* Originally selected by Los Angeles in the fifth round, 148th overall, of the 2013 NHL Entry Draft.





**72** | Forward

**FILIP  
CHYTIL**

*Height: 6-2*

*Weight: 208*

*Shoots: Left*

*Born: 9/5/1999*

*Birthplace: Kromeriz, CZE*

*Acquired: 2017 Draft, 1st Rd - 21st Pick*

2023-24 REGULAR SEASON: 10 GP, 0G-6A = 6 PTS

CAREER REGULAR SEASON: 337 GP, 64G-80A = 144 PTS


CAREER PLAYOFFS: 30 GP, 8G-5A = 13 PTS

## 2023-24

- \* Was limited to 10 games after suffering an upper body injury on November 2 against Carolina.
- \* On Oct. 21 at SEA, recorded his first career three point (3A) game.

## CAREER

- \* In 2022-23, registered a career-high in goals (22), assists (23), points (45) and plus/ minus (+15).
- \* Among all NHL players who averaged 15 minutes or less of ice time last season, ranked tied for second in points and second in goals
- \* Ranked ninth among under-23 centers in goals.
- \* Became the seventh Rangers player in the past 20 years to record a 20-goal season at age 23 or younger. He joins Pavel Buchnevich (21 in 2018-19), J.T. Miller (22 in 2015-16), Chris Kreider (21 in 2014-15), Derek Stepan (21 in 2010-11), Brandon Dubinsky (20 in 2009-10) and Petr Prucha (30 in 2005-06).
- \* Represented the Czech Republic in international play in a variety of events, his latest coming at the 2021 World Championships.



**50** | Forward

**WILL  
CUYLLE**

*Height: 6-3*

*Weight: 210*

*Shoots: Left*

*Born: 2/5/2002*

*Birthplace: Toronto, ON*

*Acquired: 2020 Draft, 2nd Rd - 29th  
Pick*

2023-24 REGULAR SEASON: 81 GP, 13G-8A = 21 PTS

CAREER REGULAR SEASON: 85 GP, 13G-8A = 21 PTS


CAREER PLAYOFFS: 0 GP, 0G-0A = 0 PTS

### 2023-24

- \* Ranked first among rookies and 7th in the NHL with 249 hits.
- \* Recorded points in three-straight games (Feb. 9-15).
- \* Scored first career PPG on Mar. 4 vs. FLA.
- \* Scored first career GWG on Nov. 2 vs. CAR.
- \* Scored first career goal/recorded first career NHL point on Oct. 14 at CBJ.

### CAREER

- \* In 2022-23, played in four games with the Rangers after making his NHL debut on January 25 against Toronto.
- \* Tabbed 45 points (25G-20A) in 69 games with Hartford last season, the second highest tally on the team. Led club in goals.
- \* Played three seasons with the Windsor Spitfires of the Ontario Hockey League (OHL), notching 163 points (91G-72A) in 184 games.
- \* In 2021-22, as captain of the Windsor, he posted 43 goals and 37 assists for 80 points and a plus-22 rating.
- \* Helped guide Team Canada to a gold medal at the 2022 World Junior Championship, where he posted four points (2G-2A) in seven games.



**23** | Defenseman

**ADAM  
FOX**

*Height:* 5-11      *Weight:* 185  
*Shoots:* Right  
*Born:* 2/17/1998  
*Birthplace:* Jericho, NY  
*Acquired:* Trade from CAR on 4/30/19

2023-24 REGULAR SEASON: 72 GP, 17G-56A = 73 PTS

CAREER REGULAR SEASON: 357 GP, 53G-255A = 308 PTS

CAREER PLAYOFFS: 30 GP, 5G-26A = 31 PTS

### 2023-24

- \* Set a career-high in 17 goals and posted 56 assists and 73 points.
- \* Among NHL blueliners, ranked tied for sixth in goals, sixth in points, and eighth in assists.
- \* Scored the most goals by a Rangers defenseman since Brian Leetch in 2000-01 (21).
- \* Joined Leetch (7x) as the only Rangers blueliners to have three or more seasons with 70-plus points.
- \* Was named the recipient of the third annual Rod Gilbert “Mr. Ranger” Award, given to the Rangers player “who best honors Rod’s legacy by exemplifying leadership qualities both on and off the ice, and making a significant humanitarian contribution to his community.”
- \* Recorded 300th career point on Mar. 30 at ARI.
- \* Became fourth NYR d-man to record multiple 4+ assist games on Feb. 15 vs. MTL.
- \* Played in 300th career game on Dec. 9 at WSH.
- \* Became 6th fastest d-man to record 200 assists on Oct. 12 at BUF.

### CAREER

- \* Won the Norris Trophy in 2020-21 and was named a finalist in 2022-23.
- \* Among NHL defensemen in 2022-23, ranked tied for fourth in assists (60) and eighth in points (72).
- \* Established a career-high games played (82) and plus/minus (+28) last season.



**21** | Forward

**BARCLAY  
GOODROW**

*Height: 6-2*

*Weight: 209*

*Shoots: Left*

*Born: 2/26/1993*

*Birthplace: Toronto, ON*

*Acquired: Trade from TBL on 7/17/22*

2023-24 REGULAR SEASON: 80 GP, 4G-8A = 12 PTS

CAREER REGULAR SEASON: 572 GP, 60G-109A = 169 PTS


CAREER PLAYOFFS: 81 GP, 6G-10A = 16 PTS

### 2023-24

- \* Had the fourth best faceoff percentage on the Rangers (54.0) and fourth most hits (170).
- \* Collected the third most shorthanded time on ice (152:46) on New York.
- \* Notched first multi-goal game of season, third of career, on Apr. 5 at DET.
- \* Played in his 500th career NHL game on Oct. 28 at VAN.

### CAREER

- \* Has played with the Rangers, Lightning and Sharks over his career, winning two Stanley Cup championships in with Tampa Bay (2019-20, 2020-21).
- \* In 2021-22, recorded career-highs in goals (13) and points (33) while tying his career high in assists (20).



**56** | Defenseman

**ERIK  
GUSTAFSSON**

*Height: 6-1*

*Weight: 189*

*Shoots: Left*

*Born: 3/14/1992*

*Birthplace: Nynashamn, SWE*

*Acquired: Signed as FA on 7/1/23*

2023-24 REGULAR SEASON: 76 GP, 6G-25A = 31 PTS

CAREER REGULAR SEASON: 455 GP, 45G-177A = 222 PTS

CAREER PLAYOFFS: 33 GP, 2G-7A = 9 PTS

---

### 2023-24

- \* Played in his first season with the Rangers.
- \* Skated in 400th career game on Nov. 29 vs. DET.
- \* Notched 200th career point on Nov. 9 vs. MIN
- \* From Nov. 4-20, notched a point streak of six games (1G-7A).

### CAREER

- \* Has enjoyed a eight year career between the Rangers, Maple Leafs, Capitals, Chicago Blackhawks, Montreal Canadiens, Philadelphia Flyers and Calgary Flames.
- \* Produced a career-high 60 points (17G-43A) in 79 games with the Blackhawks in 2018-19, which ranked sixth among NHL defensemen. In addition, Gustafsson's 17 goals were tied for the third most among defensemen that season.
- \* Has represented Sweden at the World Championships on four occasions, including the 2018 World Championship when the country earned a gold medal.
- \* Was originally drafted by the Edmonton Oilers in the fourth round, 93rd overall of the 2012 NHL Entry Draft.



**6** | Defenseman

**ZAC  
JONES**

*Height:* 5-10      *Weight:* 176  
*Shoots:* Right  
*Born:* 10/18/2000  
*Birthplace:* Richmond, VA  
*Acquired:* 2019 Draft, 3rd Rd - 68th  
Pick

2023-24 REGULAR SEASON: 31 GP, 2G-7A = 9 PTS

CAREER REGULAR SEASON: 69 GP, 3G-14A = 17 PTS

CAREER PLAYOFFS: 0 GP, 0G-0A = 0 PTS


---

### 2023-24

- \* Notched career-highs across the board in GP (31), goals (2), assists (7) and points (9).
- \* Scored first goal of season and recorded third career multi-point game on Jan. 27 at OTT.
- \* Recorded first point (A) of season on Nov. 7 vs. DET.

### CAREER

- \* Has split his career between the Rangers and Hartford Wolf Pack of the AHL.
- \* Prior to turning pro, skated in 61 career collegiate games over two seasons with UMass (2019-20 and 2020-21). He helped the Minutemen win the National Championship in 2020-21.
- \* Has represented the United States in both the World Championship and U20 World Junior Championship.



**24** | Forward

**KAAPO  
KAKKO**

*Height: 6-2*

*Weight: 205*

*Shoots: Left*

*Born: 2/13/2001*

*Birthplace: Turku, FIN*

*Acquired: 2019 Draft, 1st Rd - 2nd Pick*

2023-24 REGULAR SEASON: 61 GP, 13G-6A = 19 PTS

CAREER REGULAR SEASON: 300 GP, 57G-60A = 117 PTS

CAREER PLAYOFFS: 29 GP, 3G-4A = 7 PTS

---

### 2023-24

\* Played in 300th career NHL game on Apr. 15 vs. OTT

\* Had a point streak of five games (3G-2A) from Mar. 26-Apr. 3.

\* Recorded his 100th career point on Oct. 21 at SEA.


### CAREER

\* Collected career-highs in goals (18), assists (22), points (40) and plus/minus (+12) in 2022-23. Ranked tied for fourth on the team with 18 even-strength goals.

\* In 2020-21, registered 17 points (9G-8A) and a plus-three rating in 48 games with the Rangers. He tied for sixth among NHL players 20 years old or younger in goals.

\* In his rookie season (2019-20), recorded 23 points (10G-13A) in 66 games.

\* He tallied eight goals and 19 points while he was 18 years old; the 19 points were the most by an 18-year-old in Rangers history and the eight goals were tied for the most by an 18-year-old in franchise history (tied with Manny Malhotra).



**20** | Forward

**CHRIS  
KREIDER**

*Height: 6-3*

*Weight: 233*

*Shoots: Left*

*Born: 4/30/1991*

*Birthplace: Boxford, MA*

*Acquired: 2009 Draft, 1st Rd - 19th  
Pick*

2023-24 REGULAR SEASON: 82 GP, 39G-36A = 75 PTS

CAREER REGULAR SEASON: 815 GP, 304G-248A = 552 PTS

CAREER PLAYOFFS: 107 GP, 40G-24A = 64 PTS

### 2023-24

\* On Mar. 30 in Arizona, he scored his 300th career goal, becoming the third player in franchise history to reach the feat (Rod Gilbert - 406, Jean Ratelle - 336).

\* Surpassed Rod Gilbert (108) for the second most power play goals in franchise history.

\* Played in his 800th career game on Mar. 16, becoming the 10th skater in franchise history to reach the number

\* Surpassed Adam Graves for the third most goals in Rangers history (281)

\* Surpassed Adam Graves for the 10th most points in team history (508)

\* Surpassed Camille Henry for the fourth most road goals in franchise history (137)

\* Recorded his 166th career goal at MSG (regular season and playoffs) to surpass Rod Gilbert for the most in the building's history.

\* Notched his ninth 20-goal campaign in his career. Only two players in franchise history have recorded as many: Rod Gilbert (12x) and Jean Ratelle (9x).


### CAREER

\* Has the most playoff goals in franchise history (40) and power play goals (17).

\* In 2022-23, ranked second on the team in goals (36) and first in even-strength goals (24).

\* In 2021-22, tied for second most goals in franchise history (52) and established franchise-high in PPG's (26) and GWG's (11).





**13** | Forward

**ALEXIS  
LAFRENIERE**

*Height: 6-1*

*Weight: 194*

*Shoots: Left*

*Born: 10/11/2001*

*Birthplace: St-Eustache, Quebec*

*Acquired: 2020 Draft, 1st Rd - 1st Pick*

2023-24 REGULAR SEASON: 82 GP, 28G-29A = 57 PTS

CAREER REGULAR SEASON: 298 GP, 75G-73A = 148 PTS

CAREER PLAYOFFS: 27 GP, 2G-7A = 9 PTS

### 2023-24

- \* Had a career high in goals (28), assists (29) and points (57). Was one of five players on New York to play in all 82 games.
- \* Blueshirts were 21-1-1 when he scores a goal this season.
- \* On the Rangers, he ranked second in even strength goals (26) and third in even strength points (51).
- \* With 28 goals and 29 assists, was the first Rangers skater aged 22 or younger since Tony Amonte (1992-93) to have 25-plus goals and 25-plus assists in a single season.
- \* Named the NHL's Third Star of the Week for the week ending March 31. Lafrenière topped the NHL with five goals and ranked third with seven points (5G-2A) in three games.
- \* First career 5-point game and hat trick on Mar. 30 at ARI.
- \* Recorded 100th career point on Nov. 9 vs. MIN

### CAREER

- \* Has the fifth most points on the Blueshirts since 2020-21 (148).
- \* Since 2020-21, ranks third on the Rangers in even strength goals (70) and fourth in even strength points (136).
- \* In his rookie campaign in 2020-21, played in all 56 games for the Rangers, registering 21 points (12G-9A). He became the first teenager to skate in each of the Blueshirts' games in one season in franchise history and his 12 goals were the thirdmost by a teenager with the Rangers in one season in franchise history.



**55** | Defenseman

**RYAN  
LINDGREN**

*Height: 6-0*

*Weight: 193*

*Shoots: Left*

*Born: 2/11/1998*

*Birthplace: Burnsville, MN*

*Acquired: Trade from BOS on 2/25/18*

2023-24 REGULAR SEASON: 76 GP, 3G-14A = 17 PTS

CAREER REGULAR SEASON: 333 GP, 10G-70A = 80 PTS

CAREER PLAYOFFS: 27 GP, 3G-5A = 8 PTS

---

### 2023-24

\* First among Rangers in plus/minus (+22).

\* Skated in 300th career NHL game on Jan. 18 at VGK.

\* Scored first goal of season on Dec. 2 at NSH, 2nd career GWG.

\* Collected his first point (A) of season on Nov. 4 at MIN.

### CAREER

\* In 2022-23, recorded a career-high in assists (17) and points (18) in 63 games, while notching a team-high plus-29 rating.

\* Named the winner of the 2022-23 Steven McDonald Extra Effort Award, third defenseman to win award and was named the winner of the Players' Player Award, as voted on by his teammates.



**79** | Defenseman

**K'ANDRE  
MILLER**

Height: 6-5

Weight: 210

Shoots: Left

Born: 1/21/2000

Birthplace: St. Paul, MN

Acquired: 2018 Draft, 1st Rd - 22nd  
Pick

2023-24 REGULAR SEASON: 80GP, 8G-22A = 30 PTS

CAREER REGULAR SEASON: 294 GP, 29G-76A = 105 PTS

CAREER PLAYOFFS: 27 GP, 2G-6A = 8 PTS


---

### 2023-24

- \* Ranked first on the Rangers in takeaways (57).
- \* Recorded 100th career point on Mar. 16 at PIT
- \* Tabbed his second career 2+ goal game and third career 3+ point game on Dec. 27 vs. WSH.
- \* Scored first goal of season and notched second career OTG on Oct. 28 at VAN.

### CAREER

- \* In 2022-23, established career-highs in goals (9), assists (34) and points (43), ranking second among Blueshirts defensemen in all three categories.
- \* Among NHL defensemen in 2022-23 that collected 149-plus minutes of shorthanded time on ice, Miller ranked third in PP GA/60 with a 4.43 mark. Miller's 61 takeaways were the fifth most among NHL defensemen last season.
- \* During his rookie campaign in 2020-21, he registered 12 points (5G-7A) in 53 games and was named to the NHL's All-Rookie Team. Miller averaged 21:07 of ice time per game in 2020-21, which was the most by a Rangers rookie in a season (min. 30 games played) since the NHL began to track ice time in 1997-98.



**10** | Forward

**ARTEMI  
PANARIN**

*Height: 6-0*

*Weight: 175*

*Shoots: Right*

*Born: 10/30/1991*

*Birthplace: Korkino, RUS*

*Acquired: Signed as FA on 7/1/19*

2023-24 REGULAR SEASON: 82 GP, 49G-71A = 120 PTS

CAREER REGULAR SEASON: 672 GP, 265G-516A = 781 PTS

CAREER PLAYOFFS: 57 GP, 16G-30A = 46 PTS

### 2023-24

- \* Tallied a career-high 49 goals, and 71 assists for a career-high 120 points in 82 games.
- \* His point total was the second most for a Rangers skater in a single season (Jaromir Jagr – 123 points in 2005-06) and the fourth highest in the NHL this year.
- \* Notched a point in 67 of his 82 games this year, establishing the franchise record for the most games with a point.
- \* Rangers MVP for 2023-24.
- \* His 14 games of three or more points were tied with Rod Gilbert (1974-75) and Vic Hadfield (1971-72) for the third most in a season in Rangers history.
- \* NHL's Third Star of Week ending Apr. 7.
- \* Notched 500th career assist on Mar. 16 at PIT
- \* Scored OTW in Stadium Series.
- \* Recorded 400th point with NYR on Jan. 14 vs. WSH
- \* NHL's Second Star of Week ending on Dec. 31.
- \* Collected 700th career point on Dec. 12 vs. TOR.
- \* Had points in a career long 15-straight games (10G-16A) from Oct. 12-Nov. 18.
- \* Played in 600th career game on Nov. 2 vs. CAR

### CAREER

- \* In 2022-23, led the Rangers in assists (63) and points (92) while ranking tied for 10th in the NHL in assists.
- \* Appeared in the ASG in Florida in 2022-23.
- \* Had a career-high 74 assists in 2021-22, first forward in NYR history to notch feat.
- \* Named to NHL All-Rookie Team (2016), NHL Second All-Star Team (2017, 2023), NHL First All-Star Team (2020)



**32** | Goaltender

**JONATHAN  
QUICK**

*Height:* 6-1      *Weight:* 215  
*Catches:* Left  
*Born:* 1/21/1986  
*Birthplace:* Milford, CT  
*Acquired:* Signed as FA on 7/1/23

2023-24 REGULAR SEASON: 27 GP, 18-6-2, 2.62 GAA, .911 Save %, 2 SO

CAREER REGULAR SEASON: 780 GP, 393-283-86, 2.47 GAA, .911 Save %, 60 SO

CAREER PLAYOFFS: 92 GP, 49-43, 2.31 GAA, .921 Save %, 10 SO

### 2023-24

- \* Had a 18-6-2 record in 27 games in his first season with the Rangers, along with a 2.62 goals-against average, .911 save percentage and two shutouts.
- \* Was named the team's nominee for the Masterton Trophy, awarded for perseverance, sportsmanship & dedication to the sport of hockey.
- \* Named the winner of the Players' Player Award, as voted on by his teammates.
- \* On March 30 in Arizona, Quick became the all-time wins leader (392) among American-born goaltenders, surpassing Ryan Miller.
- \* Began his tenure with a 9-0-1 mark, becoming the first goalie in franchise history to notch points in his first 10 decisions.
- \* Signed a one-year contract extension on March 3.

### CAREER

- \* A three-time Stanley Cup champion (2023 VGK, 2014 & 2012 LAK)
- \* Was a Vezina Trophy finalist twice (2011-12, 2015-16) and has been a part of a William M. Jennings Trophy (award given to goalies on the team that had the fewest goals against) winning duo on two occasions, in 2013-14 and 2017-18 with Los Angeles.
- \* Has played in two NHL All-Star Games (2012, 2016) and was named to the NHL's Second All-Star Team in 2012.
- \* Has earned 49 wins in 92 career playoff games with a 2.31 GAA and .921 SV%. He ranks third among active goaltenders in career playoff wins (49) and second in career shutouts (10).
- \* In 2012, he earned the Conn Smythe Trophy as the playoff MVP after leading the Kings to their first Stanley Cup with a 16-4-0 record, a .946 save percentage and a 1.41 GAA.
- \* Played for the United States in the Winter Olympics in 2010 and 2014, and the World Cup of Hockey in 2016.



**73** | Forward

**MATT  
REMPE**

*Height: 6-7*

*Weight: 241*

*Shoots: Right*

*Born: 6/29/2002*

*Birthplace: Calgary, AB*

*Acquired: 2020 Draft, 6th Rd - 165th  
Pick*

2023-24 REGULAR SEASON: 17 GP, 1G-1A = 2 PTS

CAREER REGULAR SEASON: 17 GP, 1G-1A = 2 PTS

CAREER PLAYOFFS: 0 GP, 0G-0A = 0 PTS

---

### 2023-24

\* Scored first career goal on Feb. 24 at PHI.

\* Made NHL debut on Feb. 18, first to ever make debut in an outdoor game

\* Recalled by NYR on Feb. 16


\* Has 12 points (8G-4A) in 43 games with Hartford this season.

### CAREER

\* Skated in 53 games for Hartford in 2022-23, notching six goals and four assists for 10 points.

\* Over the course of his career in the WHL, collected 59 points (30G-29A) in 111 games, all with Seattle Thunderbirds.

\* In 2019-20, he was named the "Most Improved Player" on the Thunderbirds.



**96** | Forward

**JACK  
ROSLOVIC**

*Height: 6-1*

*Weight: 198*

*Shoots: Right*

*Born: 1/29/1997*

*Birthplace: Columbus, OH*

*Acquired: Trade from CBJ on 3/8/24*

2023-24 REGULAR SEASON: 59 GP, 9G-22A = 31 PTS

CAREER REGULAR SEASON: 445 GP, 80G-141A = 221 PTS


CAREER PLAYOFFS: 20 GP, 0G-5A = 5 PTS

### 2023-24

- \* Notched first two points (1G-1A) with the Rangers on Mar. 14 at TBL.
- \* Made Rangers debut on Mar. 9 vs. STL, recording two shots in 16:21 TOI.
- \* Acquired by NYR on Mar. 8.
- \* Had 23 points (6G-17A) in 40 games with CBJ
- \* Tallied 200th career point on Jan. 15.

### CAREER

- \* Has skated in over 425 games between NYR, CBJ, WPG.
- \* In 2022-23, set career highs in assists (33) and shorthanded goals (2) and finished with the second-most points (44) of his NHL career.
- \* In 2021-22, he set career-highs on the ice in games played (81), goals (22) and points (45) and off the ice was named Columbus' Community MVP and nominee for the King Clancy Award in 2021-22.
- \* Played one season at Miami of Ohio
- \* Won gold medal for USA at 2017 WJC and 2016 U-18 WC.



**5** | Defenseman

**CHAD  
RUHWEDL**

*Height:* 5-11      *Weight:* 191  
*Shoots:* Right  
*Born:* 5/7/1990  
*Birthplace:* San Diego, CA  
*Acquired:* Trade from PIT on 3/8/24

2023-24 REGULAR SEASON: 52 GP, 1G-3A = 4 PTS

CAREER REGULAR SEASON: 354 GP, 13G-36A = 49 PTS

CAREER PLAYOFFS: 25 GP, 0G-0A = 0 PTS

---

#### 2023-24

\* Played five games for NYR after the trade.

\* Made Rangers debut on Mar. 19 vs. WPG.

\* Acquired by Rangers on Mar. 8

\* Ranked fourth on the Penguins in hits (75) at time of trade

#### CAREER

\* In 2021-22, Ruhwedel posted career-highs in games played (78), goals (4), assists (9), points (13), hits (149), and blocked shots (86).

\* A 2017 Stanley Cup Champion, Ruhwedel has appeared in 25 career postseason contests, including a career-best 12 in the 2018 Stanley Cup Playoffs.

\* Was signed as an undrafted free agent by the Sabres in 2013 following a three-year collegiate career at the University of Massachusetts-Lowell, where he served as an alternate captain in his final season.





**4** | Defenseman

**BRADEN  
SCHNEIDER**

*Height: 6-3*

*Weight: 211*

*Shoots: Right*

*Born: 9/20/2001*

*Birthplace: Prince Albert, Sask*

*Acquired: 2020 Draft, 1st Rd - 19th*

*Pick*

2023-24 REGULAR SEASON: 82 GP, 5G-14A = 19 PTS

CAREER REGULAR SEASON: 206 GP, 12G-36A = 48 PTS

CAREER PLAYOFFS: 27 GP, 1G-3A = 4 PTS


---

### 2023-24

- \* Was one of five players on NYR to play in all 82 games
- \* Posted a career-high 14 assists, 19 points and 15:53 TOI/GP
- \* Played in his 200th career game on Apr. 3 vs. NJD.
- \* Recorded first goal and first assist of season on Oct. 26 at EDM.

### CAREER

- \* In 2022-23, ranked fourth among Rangers defensemen in plus/minus and tied for fourth in points. He also ranked third among Blueshirts d-men in hits with 147 and second in blocked shots (130).
- \* Played in 100th career game on Feb. 20, 2023 vs. WPG.
- \* In 2022 playoffs, became the youngest player (20) in Rangers history to record a point (A) in a Game 7, besting Alex Kovalev (21) in 1994 Stanley Cup Final.



**31** | Goaltender

**IGOR  
SHESTERKIN**

*Height: 6-1*

*Weight: 197*

*Catches: Left*

*Born: 12/30/1995*

*Birthplace: Moscow, RUS*

*Acquired: 2014 Draft, 4th Rd - 118th  
Pick*

2023-24 REGULAR SEASON: 55 GP, 36-17-2, 2.58 GAA, .913 Save %, 4 SO

CAREER REGULAR SEASON: 213 GP, 135-59-17, 2.43 GAA, .921 Save %, 15 SO

CAREER PLAYOFFS: 28 GP, 13-14, 2.45 GAA, .929 Save %, 0 SO

### 2023-24

\* Finished tied for third in wins (36), tied for fifth in save percentage (.913), and seventh in GAA (2.58).

\* Posted his third consecutive 30-win season. Only two other goaltenders in franchise history have had three 30-win campaigns in their career: Henrik Lundqvist (11) and Ed Giacomin (5).

\* Finished 16-5-1 in his last 22 games.

\* Appeared in 200th game on Mar. 9 vs. STL

\* Named NHL's Third Star of Month for the month of February.

\* Participated in the 2024 All-Star Game.

\* Earned 100th career win on Oct. 12 at BUF.

### CAREER

\* Had a career-high 37 wins in 2022-23, tied for the third most in the NHL. Only three goaltenders in Rangers history have recorded more wins: Mike Richter (42 in 1993-94), Henrik Lundqvist (39 in 2011-12 & 38 in 2008-09) and Ed Giacomin (38 in 1968-69).

\* In 2021-22, won the Vezina Trophy and was a Hart finalist. Finished with the highest save percentage (.935) in franchise history.



**16** | Forward

**VINCENT  
TROCHECK**

*Height: 5-11*

*Weight: 187*

*Shoots: Right*

*Born: 7/11/1993*

*Birthplace: Pittsburgh, PA*

*Acquired: Signed as FA on 7/13/22*

2023-24 REGULAR SEASON: 82 GP, 25G-52A = 77 PTS

CAREER REGULAR SEASON: 719 GP, 197G-322A = 519 PTS

CAREER PLAYOFFS: 40 GP, 9G-8A = 17 PTS

### 2023-24

- \* Posted a career-high in assists (52) and points (77)
- \* Steven McDonald Award winner for 2023-24
- \* Ranked fourth in NHL in FO% (58.7) min. 700 FO
- \* Played in 700th career game on Mar. 9 vs. STL.
- \* Recorded 500th career point on Mar. 2 at TOR.
- \* Played in the 2024 ASG.
- \* Notched 300th career assist on Jan. 23 at SJS.
- \* Notched third career four-point game (1G-3A) on Dec. 30 at TBL.

### CAREER

- \* Has played between the Rangers, Carolina and Florida.
- \* Finished fourth in points (64), assists and tied for fourth in goals (22) in first season with the Rangers in 2022-23.
- \* Internationally, has competed for the US at the 2013 IIHF World Junior Championship, winning gold, and the 2014 IIHF World Championship. Skated for Team North America at the 2016 World Cup of Hockey.



**8** | Defenseman

**JACOB  
TROUBA**

*Height: 6-3*      *Weight: 209*  
*Shoots: Right*  
*Born: 2/26/1994*  
*Birthplace: Rochester, MI*  
*Acquired: Trade from WPG on 6/17/19*

2023-24 REGULAR SEASON: 69 GP, 3G-19A = 22 PTS

CAREER REGULAR SEASON: 748 GP, 73G-236A = 309 PTS

CAREER PLAYOFFS: 57 GP, 3G-9A = 12 PTS

---

### 2023-24

\* Rangers' King Clancy Nominee

\* Finished first on NYR in blocked shots (183) and second in hits (191).

\* Collected 300th career point on Dec. 12 vs. TOR. .

\* Played in 700th career game on Nov. 29 vs. DET.

### CAREER

\* Won Mr. Ranger Award for 2022-23.

\* In 2022-23, played in all 82 games for the second time in his career (2018-19 with WPG).

\* Named the 28th captain in franchise history on August 9, 2022. Fourth-straight American-born captain for the Rangers.

\* Co-Players' Player Award winner in 2021-22, had a career-high 11 goals in 81 games.

\* Played the first six seasons of his career in Winnipeg (2013-14 - 2018-19).



**26** | Forward

**JIMMY  
VESEY**

*Height: 6-2*

*Weight: 200*

*Shoots: Left*

*Born: 5/26/1993*

*Birthplace: Boston, MA*

*Acquired: Signed as FA on 10/9/22*

2023-24 REGULAR SEASON: 80 GP, 13G-13A = 26 PTS

CAREER REGULAR SEASON: 583 GP, 96G-90A = 186 PTS

CAREER PLAYOFFS: 19 GP, 1G-5A = 6 PTS

---

### 2023-24

\* Had the ninth most points on New York.

\* Notched second multi-goal game of season on Feb. 7 vs. TBL.

\* Scored first goal of season on Nov. 4 at MIN.

### CAREER

\* Notched a career-high plus-13 rating in 2022-23, tied a career-high in games played and recorded the second most assists in a season in his career.

\* Returned to the Rangers after playing three seasons with the club from 2016-17 to 2018-19.

\* Has played in over 580 games over eight seasons split between the Blueshirts, Sabres, Maple Leafs, Canucks and Devils.

\* Prior to his professional career, played four seasons at Harvard University, registering 80 goals and 64 assists for 144 points in 128 games. He captured the Hobey Baker Award as the NCAA's top men's ice hockey player in 2015-16.



**91** | Forward

**ALEX  
WENNBERG**

*Height: 6-2*

*Weight: 190*

*Shoots: Left*

*Born: 9/22/1994*

*Birthplace: Stockholm, SWE*

*Acquired: Trade from SEA on 3/6/24*

2023-24 REGULAR SEASON: 79 GP, 10G-20A = 30 PTS

CAREER REGULAR SEASON: 712GP, 91G-244A = 335 PTS

CAREER PLAYOFFS: 42 GP, 7G-10A = 17 PTS

### 2023-24

\* Played in 19 games for the Rangers, recording five points (1G-4A).

\* Scored first goal with NYR on Mar. 19.

\* Played in 700th career game on Mar. 19 vs. WPG.

\* Made Rangers debut on Mar. 9, notching an assist.

\* Acquired on Mar. 6 in exchange for 2024 2nd Rd, 2025 4th Rd pick

\* Had 25 points (9G-16A) in 60 games with Seattle prior to trade

### CAREER

\* Has played 10 seasons between the Rangers, Kraken, Florida Panthers and Columbus Blue Jackets.


\* Last season, he tied for the second most goals of his career (13), recorded the third-highest scoring season of his career (38) and set a career-high with four power play goals.

\* While with the Blue Jackets in 2016-17, Wennberg notched a career-high 46 assists and 59 points.

\* Has accumulated 42 playoff games, recording seven goals and 10 assists for 17 points. In last year's postseason run with the Kraken, Wennberg tallied seven points (2G-5A) in 14 games.

\* Helped Sweden finish second at the IIHF World Junior Championship in 2013 and 2014.

\* Was originally selected by the Blue Jackets in the first round, 14th overall, of the 2013 NHL Entry Draft.



**17** | Forward

**BLAKE  
WHEELER**

*Height: 6-5*

*Weight: 222*

*Shoots: Right*

*Born: 8/31/1986*

*Birthplace: Plymouth, MN*

*Acquired: Signed as FA on 7/1/23*

2023-24 REGULAR SEASON: 54 GP, 9G-12A = 21 PTS

CAREER REGULAR SEASON: 1172 GP, 321G-622A = 943 PTS

CAREER PLAYOFFS: 65 GP, 10G-35A = 45 PTS

### 2023-24

\* Placed on IR with LBI on Feb. 16 and missed final 28 games of season.

\* Fifth multi-point game of the season on Jan. 26 vs. VGK.

\* Scored first goal with NYR on Nov. 9 vs. MIN.

\* Recorded first point (A) with NYR on Nov. 4 at MIN.

\* Made Rangers debut on Oct. 12 at BUF.

### CAREER

\* Skated in 72 games for the Winnipeg Jets in 2022-23, recording 16 goals and 39 assists for 55 points. On the Jets, ranked tied for fourth in goals, third in assists and fifth in points.

\* Has appeared over 16 seasons between the Rangers, Jets/Atlanta Thrashers and Boston Bruins,


\* Played in the 2018 and 2019 NHL All-Star Games and was named an NHL Second Team All-Star in 2017-18.

\* Among players from the 2004 NHL Entry Draft, he ranks first in games played and sits third in goals, assists, and points.

\* Left the Jets as the franchise leader in regular season games played (897), points (812) assists (550), and shots (2,462), while his 262 goals are the third-most in franchise history. He served as captain of the team from 2016-2022.

\* Saw career-highs in points (91) in each of the 2017-18 and 2018-19 seasons and a career-high in assists (71) in 2017-18. His career-high tally in goals was the 28 he compiled in 2013-14.

\* Internationally, represented the United States at the 2014 Olympics, 2016 World Cup of Hockey, 2011 World Championship and 2006 World Junior Championship.



**93** | Forward

**MIKA  
ZIBANEJAD**

*Height: 6-2*

*Weight: 201*

*Shoots: Right*

*Born: 4/18/1993*

*Birthplace: Stockholm, SWE*

*Acquired: Trade from OTT on 7/18/26*

**2023-24 REGULAR SEASON: 81 GP, 26G-46A = 72 PTS**

**CAREER REGULAR SEASON: 848 GP, 294G-384A = 678 PTS**

**CAREER PLAYOFFS: 58 GP, 16G-31A = 47 PTS**

---

### **2023-24**

- \* Notched 40 assists in a season for the third consecutive year and 25 goals for the sixth time in his career.
- \* Had double-digit power play goals (12) for a seventh straight season. The only other player that has reached 10-plus power play goals in the last seven seasons is Steven Stamkos.
- \* Scored 100th PPG with NYR on Mar. 26 vs. PHI
- \* Set franchise record for most OTGs (8) on Feb. 9 at CHI.
- \* Notched 500th point with Rangers on Jan. 27 at OTT.
- \* Had points in career-long 10-straight games from Dec. 10-Dec. 30
- \* Named NHL's Second Star for week ending Dec. 24.
- \* Played in 800th career game on Dec. 27 vs. WSH.
- \* Played in 500th game with NYR on Nov. 12 vs. CBJ.

### **CAREER**

- \* Had a career-high of 91 points (39G-52A) in 2022-23, becoming the third Rangers center since 1982-83 to record 90 points in a season (Gretzky, Messier).
- \* Named the Rangers' Most Valuable Player in 2022-23, as voted on by members of the Rangers media.
- \* Since 2018-19, has 189 goals, tied for the 14th most in the NHL.
- \* Began career with Ottawa.





**PLAYOFF  
HISTORY**

**&**

STANLEY CUP<sup>®</sup>

**PLAYOFFS**



# RANGERS PLAYOFF RESULTS VS. NHL

## SERIES RECORDS VERSUS OTHER CLUBS

YEAR	SERIES	WINNER	W	L	T	GF	GA	
<b>VS. BOSTON BRUINS</b>								
1927	Semifinals	Bruins	0	1	1	1	3	
1928	Semifinals	RANGERS	1	0	1	5	2	
1929	Finals	Bruins	0	2	0	1	4	
1939	Semifinals	Bruins	3	4	0	12	14	
1940	Semifinals	RANGERS	4	2	0	15	9	
1958	Semifinals	Bruins	2	4	0	16	28	
1970	Quarterfinals	Bruins	2	4	0	16	25	
1972	Finals	Bruins	2	4	0	16	18	
1973	Quarterfinals	RANGERS	4	1	0	22	11	
2013	Conf. Semifinals	Bruins	1	4	0	10	16	
Series Record: 3-7			Total	19	26	2	114	130

## VS. BUFFALO SABRES

1978	Preliminaries	Sabres	1	2	0	6	11	
2007	Conf. Semifinals	Sabres	2	4	0	13	17	
Series Record: 0-2			Total	3	6	0	19	28

## VS. CALGARY FLAMES (ATLANTA FLAMES)

1980	Preliminaries	RANGERS	3	1	0	14	8	
Series Record: 1-0			Total	3	1	0	14	8

## VS. CAROLINA HURRICANES (HARTFORD WHALERS)

2020	Qualifying	Hurricanes	0	3	0	4	11	
2022	Second Round	RANGERS	4	3	0	20	13	
Series Record: 1-1			Total	4	6	0	24	24

## VS. CHICAGO BLACKHAWKS

1931	Semifinals	Black Hawks	0	2	0	0	3	
1968	Quarterfinals	Black Hawks	2	4	0	12	18	
1971	Semifinals	Black Hawks	3	4	0	14	21	
1972	Semifinals	RANGERS	4	0	0	17	9	
1973	Semifinals	Black Hawks	1	4	0	11	15	
Series Record: 1-4			Total	10	14	0	54	66

## VS. COLORADO AVALANCHE (QUEBEC NORDIQUES)

1995	Conf. Qtrfinals	RANGERS	4	2	0	25	19	
Series Record: 1-0			Total	4	2	0	25	19

## VS. DETROIT RED WINGS

1933	Semifinals	RANGERS	2	0	0	6	3	
1937	Finals	Red Wings	2	3	0	8	9	
1941	Quarterfinals	Red Wings	1	2	0	6	6	
1948	Semifinals	Red Wings	2	4	0	12	17	
1950	Finals	Red Wings	3	4	0	17	22	
Series Record: 1-4			Total	10	13	0	49	57

## VS. FLORIDA PANTHERS

1997	Conf. Qtrfinals	RANGERS	4	1	0	13	10	
Series Record: 1-0			Total	4	1	0	13	10

## VS. LOS ANGELES KINGS

1979	Preliminaries	RANGERS	2	0	0	9	2	
1981	Preliminaries	RANGERS	3	1	0	23	12	
2014	Finals	Kings	1	4	0	10	15	
Series Record: 2-1			Total	6	5	0	42	29

## VS. MONTREAL CANADIENS

1930	Semifinals	Canadiens	0	2	0	1	4	
1932	Semifinals	RANGERS	3	1	0	13	9	
1933	Quarterfinals	RANGERS	1	0	1	8	5	
1935	Quarterfinals	RANGERS	1	0	1	6	5	
1950	Semifinals	RANGERS	4	1	0	15	7	
1956	Semifinals	Canadiens	1	4	0	9	24	
1957	Semifinals	Canadiens	1	4	0	12	22	
1967	Semifinals	Canadiens	0	4	0	8	14	
1969	Quarterfinals	Canadiens	0	4	0	7	16	
1972	Quarterfinals	RANGERS	4	2	0	19	14	
1974	Quarterfinals	RANGERS	4	2	0	21	17	
1979	Finals	Canadiens	1	4	0	11	19	
1986	Conf. Finals	Canadiens	1	4	0	9	15	
1996	Conf. Qtrfinals	RANGERS	4	2	0	19	17	
2014	Conf. Finals	RANGERS	4	2	0	20	15	
2017	First Round	RANGERS	4	2	0	14	11	
Series Record: 9-7			Total	33	38	2	192	214

## VS. NEW JERSEY DEVILS

1992	Div. Semifinals	RANGERS	4	3	0	28	25	
1994	Conf. Finals	RANGERS	4	3	0	18	16	
1997	Conf. Semifinals	RANGERS	4	1	0	10	5	
2006	Conf. Qtrfinals	Devils	0	4	0	4	17	
2008	Conf. Qtrfinals	RANGERS	4	1	0	19	12	
2012	Conf. Finals	Devils	2	4	0	14	15	
2023	First Round	Devils	3	4	0	17	17	
Series Record: 4-3			Total	21	20	0	110	107

## VS. NEW YORK ISLANDERS

1975	Preliminaries	Islanders	1	2	0	13	10	
1979	Semifinals	RANGERS	4	2	0	18	13	
1981	Semifinals	Islanders	0	4	0	8	22	
1982	Div. Finals	Islanders	2	4	0	20	27	
1983	Div. Finals	Islanders	2	4	0	15	28	
1984	Div. Semifinals	Islanders	2	3	0	14	13	
1990	Div. Semifinals	RANGERS	4	1	0	22	13	
1994	Conf. Qtrfinals	RANGERS	4	0	0	22	3	
Series Record: 3-5			Total	19	20	0	132	129

## SERIES RECORDS VERSUS OTHER CLUBS

YEAR	SERIES	WINNER	W	L	T	GF	GA	
<b>VS. OTTAWA SENATORS (1992 - PRESENT)</b>								
2012	Conf. Qtrfinals	RANGERS	4	3	0	14	13	
2017	Second Round	Senators	2	4	0	20	19	
Series Record: 1-1			Total	6	7	0	34	32
<b>VS. PHILADELPHIA FLYERS</b>								
1974	Semifinals	Flyers	3	4	0	17	22	
1979	Quarterfinals	RANGERS	4	1	0	28	8	
1980	Quarterfinals	Flyers	1	4	0	7	14	
1982	Div. Semifinals	RANGERS	3	1	0	19	15	
1983	Div. Semifinals	RANGERS	3	0	0	18	9	
1985	Div. Semifinals	Flyers	0	3	0	10	14	
1986	Div. Semifinals	RANGERS	3	2	0	18	15	
1987	Div. Semifinals	Flyers	2	4	0	13	22	
1995	Conf. Semifinals	Flyers	0	4	0	10	18	
1997	Conf. Finals	Flyers	1	4	0	13	20	
2014	First Round	RANGERS	4	3	0	19	16	
Series Record: 5-6			Total	24	30	0	172	173

## VS. PITTSBURGH PENGUINS

1989	Div. Semifinals	Penguins	0	4	0	11	19	
1992	Div. Finals	Penguins	2	4	0	19	24	
1996	Conf. Semifinals	Penguins	1	4	0	15	21	
2008	Conf. Semifinals	Penguins	1	4	0	12	15	
2014	Second Round	RANGERS	4	3	0	15	14	
2015	First Round	RANGERS	4	1	0	11	8	
2016	First Round	Penguins	1	4	0	10	21	
2022	First Round	RANGERS	4	3	0	28	29	
Series Record: 3-5			Total	17	27	0	121	151

## VS. ST. LOUIS BLUES

1981	Quarterfinals	RANGERS	4	2	0	29	22	
Series Record: 1-0			Total	4	2	0	29	22

## VS. TAMPA BAY LIGHTNING

2015	Conf. Finals	Lightning	3	4	0	21	21	
2022	Conf. Finals	Lightning	2	4	0	14	16	
Series Record: 0-2			Total	5	8	0	35	35

## VS. TORONTO MAPLE LEAFS

1929	Semifinals	RANGERS	2	0	0	3	1	
1932	Finals	Maple Leafs	0	3	0	10	18	
<b>1933</b>	<b>Finals</b>	<b>RANGERS</b>	<b>3</b>	<b>1</b>	<b>0</b>	<b>11</b>	<b>5</b>	
1937	Quarterfinals	RANGERS	2	0	0	5	1	
<b>1940</b>	<b>Finals</b>	<b>RANGERS</b>	<b>4</b>	<b>2</b>	<b>0</b>	<b>14</b>	<b>11</b>	
1942	Semifinals	Maple Leafs	2	4	0	12	13	
1962	Semifinals	Maple Leafs	2	4	0	15	22	
1971	Quarterfinals	RANGERS	4	2	0	16	15	
Series Record: 5-3			Total	19	16	0	86	86

## VS. VANCOUVER CANUCKS

<b>1994</b>	<b>Finals</b>	<b>RANGERS</b>	<b>4</b>	<b>3</b>	<b>0</b>	<b>21</b>	<b>19</b>	
Series Record: 1-0			Total	4	3	0	21	19

## VS. WASHINGTON CAPITALS

1986	Div. Finals	RANGERS	4	2	0	20	25	
1990	Div. Finals	Capitals	1	4	0	15	22	
1991	Div. Semifinals	Capitals	2	4	0	16	16	
1994	Conf. Semifinals	RANGERS	4	1	0	20	12	
2009	Conf. Qtrfinals	Capitals	3	4	0	11	19	
2011	Conf. Qtrfinals	Capitals	1	4	0	8	13	
2012	Conf. Semifinals	RANGERS	4	3	0	15	13	
2013	Conf. Qtrfinals	RANGERS	4	3	0	16	12	
2015	Second Round	RANGERS	4	3	0	13	12	
Series Record: 5-4			Total	27	28	0	134	144

## VS. WINNIPEG JETS (ATLANTA THRASHERS)

2007	Conf. Qtrfinals	RANGERS	4	0	0	17	6	
Series Record: 1-0			Total	4	0	0	17	6

## DEFUNCT CLUBS

### VS. MONTREAL MAROONS

<b>1928</b>	<b>Finals</b>	<b>RANGERS</b>	<b>3</b>	<b>2</b>	<b>0</b>	<b>5</b>	<b>6</b>	
1931	Quarterfinals	RANGERS	2	0	0	8	1	
1934	Quarterfinals	Maroons	0	1	1	1	2	
1935	Semifinals	Maroons	0	1	1	4	5	
1937	Semifinals	RANGERS	2	0	0	5	0	
Series Record: 3-2			Total	7	4	2	23	14

### VS. NEW YORK AMERICANS

1929	Quarterfinals	RANGERS	1	0	1	1	0	
1938	Quarterfinals	Americans	1	2	0	7	8	
Series Record: 1-1			Total	2	2	1	8	8

### VS. OTTAWA SENATORS (1917-1934)

1930	Quarterfinals	RANGERS	1	0	1	6	3	
Series Record: 1-0			Total	1	0	1	6	3

### VS. PITTSBURGH PIRATES

1928	Quarterfinals	RANGERS	1	1	0	6	4	
Series Record: 1-0			Total	1	1	0	6	4

**ALL-TIME PLAYOFF RECORD** **257 280 8 1480 1520**

Bold = Stanley Cup Championships

## RANGERS PLAYOFF RESULTS YEAR-BY-YEAR

YEAR	SERIES	OPPONENT	W-L-T	GF/GA	YEAR	SERIES	OPPONENT	W-L-T	GF/GA
1926-27	SF	Boston	0-1-1	1/3	1981-82	DSF	Philadelphia	3-1	19/15
1927-28	QF	Pirates	1-1-0	6/4		DF	Islanders	2-4	20/27
	SF	Boston	1-0-1	5/2	1982-83	DSF	Philadelphia	3-0	18/9
	F	Maroons	3-2-0	5/6		DF	Islanders	2-4	15/28
1928-29	QF	Americans	1-0-1	1/0	1983-84	DSF	Islanders	2-3	14/13
	SF	Toronto	2-0-0	3/1	1984-85	DSF	Philadelphia	0-3	10/14
	F	Boston	0-2-0	1/4	1985-86	DSF	Philadelphia	3-2	18/15
1929-30	QF	Ottawa	1-0-1	6/3		DF	Washington	4-2	20/25
	SF	Canadiens	0-2-0	1/4		CF	Canadiens	1-4	9/15
1930-31	QF	Maroons	2-0-0	8/1	1986-87	DSF	Philadelphia	2-4	13/22
	SF	Chicago	0-2-0	0/3	1988-89	DSF	Penguins	0-4	11/19
1931-32	SF	Canadiens	3-1-0	13/9	1989-90	DSF	Islanders	4-1	22/13
	F	Toronto	0-3-0	10/18		DF	Washington	1-4	15/22
1932-33	QF	Canadiens	1-0-1	8/5	1990-91	DSF	Washington	2-4	16/16
	SF	Detroit	2-0-0	6/3	1991-92	DSF	New Jersey	4-3	28/25
	F	Toronto	3-1-0	11/5		DF	Penguins	2-4	19/24
1933-34	QF	Maroons	0-1-1	1/2	1993-94	CQF	Islanders	4-0	22/3
1934-35	QF	Canadiens	1-0-1	6/5		CSF	Washington	4-1	20/12
	SF	Maroons	0-1-1	4/5		CF	New Jersey	4-3	18/16
1936-37	QF	Toronto	2-0	5/1		F	Vancouver	4-3	21/19
	SF	Maroons	2-0	5/0	1994-95	CQF	Quebec	4-2	25/19
	F	Detroit	2-3	8/9		CSF	Philadelphia	0-4	10/18
1937-38	QF	Americans	1-2	7/8	1995-96	CQF	Canadiens	4-2	19/17
1938-39	SF	Boston	3-4	12/14		CSF	Penguins	1-4	15/21
1939-40	SF	Boston	4-2	15/9	1996-97	CQF	Florida	4-1	13/10
	F	Toronto	4-2	14/11		CSF	New Jersey	4-1	10/5
1940-41	QF	Detroit	1-2	6/6		CF	Philadelphia	1-4	13/20
1941-42	SF	Toronto	2-4	12/13	2005-06	CQF	New Jersey	0-4	4/17
1947-48	SF	Detroit	2-4	12/17	2006-07	CQF	Thrashers	4-0	17/6
1949-50	SF	Canadiens	4-1	15/7		CSF	Buffalo	2-4	13/17
	F	Detroit	3-4	17/22	2007-08	CQF	New Jersey	4-1	19/12
1955-56	SF	Canadiens	1-4	9/24		CSF	Penguins	1-4	12/15
1956-57	SF	Canadiens	1-4	12/22	2008-09	CQF	Washington	3-4	11/19
1957-58	SF	Boston	2-4	16/28	2010-11	CQF	Washington	1-4	8/13
1961-62	SF	Toronto	2-4	15/22	2011-12	CQF	Ottawa	4-3	14/13
1966-67	SF	Canadiens	0-4	8/14		CSF	Washington	4-3	15/13
1967-68	QF	Chicago	2-4	12/18		CF	New Jersey	2-4	14/15
1968-69	QF	Canadiens	0-4	7/16	2012-13	CQF	Washington	4-3	16/12
1969-70	QF	Boston	2-4	16/25		CSF	Boston	1-4	10/16
1970-71	QF	Toronto	4-2	16/15	2013-14	FR	Philadelphia	4-3	19/16
	SF	Chicago	3-4	14/21		SR	Penguins	4-3	15/14
1971-72	QF	Canadiens	4-2	19/14		CF	Canadiens	4-2	20/15
	SF	Chicago	4-0	17/9		F	Los Angeles	1-4	10/15
	F	Boston	2-4	16/18	2014-15	FR	Penguins	4-1	11/8
1972-73	QF	Boston	4-1	22/11		SR	Washington	4-3	13/12
	SF	Chicago	1-4	11/15		CF	Tampa Bay	3-4	21/21
1973-74	QF	Canadiens	4-2	21/17	2015-16	FR	Penguins	1-4	10/21
	SF	Philadelphia	3-4	17/22	2016-17	FR	Canadiens	4-2	14/11
1974-75	PRE	Islanders	1-2	13/10		SR	Ottawa	2-4	20/19
1977-78	PRE	Buffalo	1-2	6/11	2019-20	QR	Carolina	0-3	4/11
1978-79	PRE	Los Angeles	2-0	9/2	2021-22	FR	Pittsburgh	4-3	29/29
	QF	Philadelphia	4-1	28/8		SR	Carolina	4-3	20/13
	SF	Islanders	4-2	18/13		CF	Tampa Bay	2-4	14/16
	F	Canadiens	1-4	11/19	2022-23	FR	New Jersey	3-4	17/17
1979-80	PRE	Flames	3-1	14/8	TOTALS			W-L-T	GF/GA
	QF	Philadelphia	1-4	7/14	Stanley Cup Finals			23-32-0	124/146
1980-81	PRE	Los Angeles	3-1	23/12	Overall			257-280-8	1480/1520
	QF	St. Louis	4-2	29/22					
	SF	Islanders	0-4	8/22					

# RANGERS PLAYOFF RESULTS GAME-BY-GAME

## 1927 PLAYOFFS

GAME	DATE	OPPONENT	SCORE	RESULT
1	Apr. 2	at Boston	0-0	T
2	Apr. 4	Boston	1-3	L

Boston Won Total-Goals Semifinals 3-1

## 1928 PLAYOFFS

GAME	DATE	OPPONENT	SCORE	RESULT
1	Mar. 27	Pirates	4-0	W
2	Mar. 29	Pirates	2-4	L

NY Rangers Won Total-Goals Quarterfinals 6-4

1	Mar. 31	Boston	1-1	T
2	Apr. 3	at Boston	4-1	W

NY Rangers Won Total-Goals Semifinals 5-2

1	Apr. 5	at Maroons	0-2	L
2	Apr. 7	at Maroons	2-1	W(OT)
3	Apr. 10	at Maroons	0-2	L
4	Apr. 12	at Maroons	1-0	W
5	Apr. 14	at Maroons	2-1	W

NY Rangers Won Stanley Cup Finals 3-2

## 1929 PLAYOFFS

GAME	DATE	OPPONENT	SCORE	RESULT
1	Mar. 19	at Americans	0-0	T
2	Mar. 21	Americans	1-0	W(2OT)

NY Rangers Won Total-Goals Quarterfinals 1-0

1	Mar. 24	Toronto	1-0	W
2	Mar. 26	at Toronto	2-1	W(OT)

NY Rangers Won Series D Semifinals 2-0

1	Mar. 28	at Boston	0-2	L
2	Mar. 29	Boston	1-2	L

Boston Won Stanley Cup Finals 2-0

## 1930 PLAYOFFS

GAME	DATE	OPPONENT	SCORE	RESULT
1	Mar. 20	at Ottawa	1-1	T
2	Mar. 23	Ottawa	5-2	W

NY Rangers Won Total-Goals Quarterfinals 6-3

1	Mar. 28	at Canadiens	1-2	L(4OT)
2	Mar. 30	Canadiens	0-2	L

Canadiens Won Series D Semifinals 2-0

## 1931 PLAYOFFS

GAME	DATE	OPPONENT	SCORE	RESULT
1	Mar. 24	Maroons	5-1	W
2	Mar. 26	at Maroons	3-0	W

NY Rangers Won Total-Goals Quarterfinals 8-1

1	Mar. 29	at Chicago	0-2	L
2	Mar. 31	Chicago	0-1	L

Chicago Won Total-Goals Semifinals 3-0

## 1932 PLAYOFFS

GAME	DATE	OPPONENT	SCORE	RESULT
1	Mar. 24	at Canadiens	3-4	L
2	Mar. 26	at Canadiens	4-3	W(3OT)
3	Mar. 27	Canadiens	1-0	W
4	Mar. 29	Canadiens	5-2	W

NY Rangers Won Series A Semifinals 3-1

1	Apr. 5	Toronto	4-6	L
2*	Apr. 7	Toronto	2-6	L
3	Apr. 9	at Toronto	4-6	L

\*Game was played in Boston

Toronto Won Stanley Cup Finals 3-0

## 1933 PLAYOFFS

GAME	DATE	OPPONENT	SCORE	RESULT
1	Mar. 26	Canadiens	5-2	W
2	Mar. 28	at Canadiens	3-3	T

NY Rangers Won Total-Goals Quarterfinals 8-5

1	Mar. 30	Detroit	2-0	W
2	Apr. 2	at Detroit	4-3	W

NY Rangers Won Total-Goals Semifinals 6-3

1	Apr. 4	Toronto	5-1	W
2	Apr. 8	at Toronto	3-1	W
3	Apr. 11	at Toronto	2-3	L
4	Apr. 13	at Toronto	1-0	W(OT)

NY Rangers Won Stanley Cup Finals 3-1

## 1934 PLAYOFFS

GAME	DATE	OPPONENT	SCORE	RESULT
1	Mar. 20	at Maroons	0-0	T
2	Mar. 25	Maroons	1-2	L

Maroons Won Total-Goals Quarterfinals 2-1

## 1935 PLAYOFFS

GAME	DATE	OPPONENT	SCORE	RESULT
1	Mar. 24	Canadiens	2-1	W
2	Mar. 26	at Canadiens	4-4	T

NY Rangers Won Total-Goals Quarterfinals 6-5

1	Mar. 28	Maroons	1-2	L
2	Mar. 30	at Maroons	3-3	T

Maroons Won Total-Goals Semifinals 5-4

## 1936 PLAYOFFS

Did not make playoffs

## 1937 PLAYOFFS

GAME	DATE	OPPONENT	SCORE	RESULT
1	Mar. 23	at Toronto	3-0	W
2	Mar. 25	Toronto	2-1	W(OT)

NY Rangers Won Series C Quarterfinals 2-0

1	Apr. 1	Maroons	1-0	W
2	Apr. 3	at Maroons	4-0	W

NY Rangers Won Series D Semifinals 2-0

1	Apr. 6	Detroit	5-1	W
2	Apr. 8	at Detroit	2-4	L
3	Apr. 11	at Detroit	1-0	W
4	Apr. 13	at Detroit	0-1	L
5	Apr. 15	at Detroit	0-3	L

Detroit Won Stanley Cup Finals 3-2

## 1938 PLAYOFFS

GAME	DATE	OPPONENT	SCORE	RESULT
1	Mar. 22	Americans	1-2	L(2OT)
2	Mar. 24	at Americans	4-3	W
3	Mar. 27	Americans	2-3	L(4OT)

Americans Won Series B Quarterfinals 2-1

## 1939 PLAYOFFS

GAME	DATE	OPPONENT	SCORE	RESULT
1	Mar. 21	Boston	1-2	L(3OT)
2	Mar. 23	at Boston	2-3	L(OT)
3	Mar. 26	at Boston	1-4	L
4	Mar. 28	Boston	2-1	W
5	Mar. 30	at Boston	2-1	W(OT)
6	Apr. 1	Boston	3-1	W
7	Apr. 2	at Boston	1-2	L(3OT)

Boston Won Series A Semifinals 4-3

## 1940 PLAYOFFS

GAME	DATE	OPPONENT	SCORE	RESULT
1	Mar. 19	Boston	4-0	W
2	Mar. 21	at Boston	2-4	L
3	Mar. 24	at Boston	3-4	L
4	Mar. 26	Boston	1-0	W
5	Mar. 28	at Boston	1-0	W
6	Mar. 30	Boston	4-1	W

NY Rangers Won Series A Semifinals 4-2

1	Apr. 2	Toronto	2-1	W(OT)
2	Apr. 3	Toronto	6-2	W
3	Apr. 6	at Toronto	1-2	L
4	Apr. 9	at Toronto	0-3	L
5	Apr. 11	at Toronto	2-1	W(2OT)
6	Apr. 13	at Toronto	3-2	W(OT)

NY Rangers Won Stanley Cup Finals 4-2

## 1941 PLAYOFFS

GAME	DATE	OPPONENT	SCORE	RESULT
1	Mar. 20	at Detroit	1-2	L(OT)
2	Mar. 23	Detroit	3-1	W
3	Mar. 25	at Detroit	2-3	L

Detroit Won Series B Quarterfinals 2-1

## 1942 PLAYOFFS

GAME	DATE	OPPONENT	SCORE	RESULT
1	Mar. 21	at Toronto	1-3	L
2	Mar. 22	Toronto	2-4	L
3	Mar. 24	Toronto	3-0	W
4	Mar. 28	at Toronto	1-2	L
5	Mar. 29	Toronto	3-1	W
6	Mar. 31	at Toronto	2-3	L

Toronto Won Series A Semifinals 4-2

# RANGERS PLAYOFF RESULTS GAME-BY-GAME

## 1943 PLAYOFFS

Did not make playoffs

## 1944 PLAYOFFS

Did not make playoffs

## 1945 PLAYOFFS

Did not make playoffs

## 1946 PLAYOFFS

Did not make playoffs

## 1947 PLAYOFFS

Did not make playoffs

## 1948 PLAYOFFS

GAME	DATE	OPPONENT	SCORE	RESULT
1	Mar. 24	at Detroit	1-2	L
2	Mar. 26	at Detroit	2-5	L
3	Mar. 28	Detroit	3-2	W
4	Mar. 30	Detroit	3-1	W
5	Apr. 1	at Detroit	1-3	L
6	Apr. 4	Detroit	2-4	L

Detroit Won Semifinals 4-2

## 1949 PLAYOFFS

Did not make playoffs

## 1950 PLAYOFFS

GAME	DATE	OPPONENT	SCORE	RESULT
1	Mar. 29	Canadiens	3-1	W
2	Apr. 1	at Canadiens	3-2	W
3	Apr. 2	Canadiens	4-1	W
4	Apr. 4	at Canadiens	2-3	L(OT)
5	Apr. 6	at Canadiens	3-0	W

NY Rangers Won Semifinals 4-1

1*	Apr. 11	at Detroit	1-4	L
2*	Apr. 13	Detroit	3-1	W
3*	Apr. 15	Detroit	0-4	L
4	Apr. 18	at Detroit	4-3	W(OT)
5	Apr. 20	at Detroit	2-1	W(OT)
6	Apr. 22	at Detroit	4-5	L
7	Apr. 23	at Detroit	3-4	L(2OT)

\*Ranger home games were played in Toronto

Detroit Won Stanley Cup Finals 4-3

## 1951 PLAYOFFS

Did not make playoffs

## 1952 PLAYOFFS

Did not make playoffs

## 1953 PLAYOFFS

Did not make playoffs

## 1954 PLAYOFFS

Did not make playoffs

## 1955 PLAYOFFS

Did not make playoffs

## 1956 PLAYOFFS

GAME	DATE	OPPONENT	SCORE	RESULT
1	Mar. 20	at Canadiens	1-7	L
2	Mar. 22	at Canadiens	4-2	W
3	Mar. 24	Canadiens	1-3	L
4	Mar. 25	Canadiens	3-5	L
5	Mar. 27	at Canadiens	0-7	L

Canadiens Won Semifinals 4-1

## 1957 PLAYOFFS

GAME	DATE	OPPONENT	SCORE	RESULT
1	Mar. 26	Canadiens	1-4	L
2	Mar. 28	Canadiens	4-3	W(OT)
3	Mar. 30	at Canadiens	3-8	L
4	Apr. 2	at Canadiens	1-3	L
5	Apr. 4	at Canadiens	3-4	L(OT)

Canadiens Won Semifinals 4-1

## 1958 PLAYOFFS

GAME	DATE	OPPONENT	SCORE	RESULT
1	Mar. 25	Boston	5-3	W
2	Mar. 27	Boston	3-4	L(OT)
3	Mar. 29	at Boston	0-5	L

4	Apr. 1	at Boston	5-2	W
5	Apr. 3	at Boston	1-6	L
6	Apr. 5	at Boston	2-8	L

Boston Won Semifinals 4-2

## 1959 PLAYOFFS

Did not make playoffs

## 1960 PLAYOFFS

Did not make playoffs

## 1961 PLAYOFFS

Did not make playoffs

## 1962 PLAYOFFS

GAME	DATE	OPPONENT	SCORE	RESULT
1	Mar. 27	at Toronto	2-4	L
2	Mar. 29	at Toronto	1-2	L
3	Apr. 1	Toronto	5-4	W
4	Apr. 3	Toronto	4-2	W
5	Apr. 5	at Toronto	2-3	L(2OT)
6	Apr. 7	at Toronto	1-7	L

Toronto Won Semifinals 4-2

## 1963 PLAYOFFS

Did not make playoffs

## 1964 PLAYOFFS

Did not make playoffs

## 1965 PLAYOFFS

Did not make playoffs

## 1966 PLAYOFFS

Did not make playoffs

## 1967 PLAYOFFS

GAME	DATE	OPPONENT	SCORE	RESULT
1	Apr. 6	at Canadiens	4-6	L
2	Apr. 8	at Canadiens	1-3	L
3	Apr. 11	Canadiens	2-3	L
4	Apr. 13	Canadiens	1-2	L(OT)

Canadiens Won Semifinals 4-0

## 1968 PLAYOFFS

GAME	DATE	OPPONENT	SCORE	RESULT
1	Apr. 4	Chicago	3-1	W
2	Apr. 9	Chicago	2-1	W
3	Apr. 11	at Chicago	4-7	L
4	Apr. 13	at Chicago	1-3	L
5	Apr. 14	Chicago	1-2	L
6	Apr. 16	at Chicago	1-4	L

Chicago Won Quarterfinals 4-2

## 1969 PLAYOFFS

GAME	DATE	OPPONENT	SCORE	RESULT
1	Apr. 2	at Canadiens	1-3	L
2	Apr. 3	at Canadiens	2-5	L
3	Apr. 5	Canadiens	1-4	L
4	Apr. 6	Canadiens	3-4	L

Canadiens Won Quarterfinals 4-0

## 1970 PLAYOFFS

GAME	DATE	OPPONENT	SCORE	RESULT
1	Apr. 8	at Boston	2-8	L
2	Apr. 9	at Boston	3-5	L
3	Apr. 11	Boston	4-3	W
4	Apr. 12	Boston	4-2	W
5	Apr. 14	at Boston	2-3	L
6	Apr. 16	Boston	1-4	L

Boston Won Quarterfinals 4-2

## 1971 PLAYOFFS

GAME	DATE	OPPONENT	SCORE	RESULT
1	Apr. 7	Toronto	5-4	W
2	Apr. 8	Toronto	1-4	L
3	Apr. 10	at Toronto	1-3	L
4	Apr. 11	at Toronto	4-2	W
5	Apr. 13	Toronto	3-1	W
6	Apr. 15	at Toronto	2-1	W(OT)

NY Rangers Won Quarterfinals 4-2

1	Apr. 18	at Chicago	2-1	W(OT)
2	Apr. 20	at Chicago	0-3	L
3	Apr. 22	Chicago	4-1	W
4	Apr. 25	Chicago	1-7	L
5	Apr. 27	at Chicago	2-3	L(OT)
6	Apr. 29	Chicago	3-2	W(3OT)

# RANGERS PLAYOFF RESULTS GAME-BY-GAME

7 May 2 at Chicago 2-4 L  
Chicago Won Semifinals 4-3

### 1972 PLAYOFFS

GAME	DATE	OPPONENT	SCORE	RESULT
1	Apr. 5	Canadiens	3-2	W
2	Apr. 6	Canadiens	5-2	W
3	Apr. 8	at Canadiens	1-2	L
4	Apr. 9	at Canadiens	6-4	W
5	Apr. 11	Canadiens	1-2	L
6	Apr. 13	at Canadiens	3-2	W

NY Rangers Won Quarterfinals 4-2

1	Apr. 16	at Chicago	3-2	W
2	Apr. 18	at Chicago	5-3	W
3	Apr. 20	Chicago	3-2	W
4	Apr. 23	Chicago	6-2	W

NY Rangers Won Semifinals 4-0

1	Apr. 30	at Boston	5-6	L
2	May 2	at Boston	1-2	L
3	May 4	Boston	5-2	W
4	May 7	Boston	2-3	L
5	May 9	at Boston	3-2	W
6	May 11	Boston	0-3	L

Boston Won Stanley Cup Finals 4-2

### 1973 PLAYOFFS

GAME	DATE	OPPONENT	SCORE	RESULT
1	Apr. 4	at Boston	6-2	W
2	Apr. 5	at Boston	4-2	W
3	Apr. 7	Boston	2-4	L
4	Apr. 8	Boston	4-0	W
5	Apr. 10	at Boston	6-3	W

NY Rangers Won Quarterfinals 4-1

1	Apr. 12	at Chicago	4-1	W
2	Apr. 15	at Chicago	4-5	L
3	Apr. 17	Chicago	1-2	L
4	Apr. 19	Chicago	1-3	L
5	Apr. 24	at Chicago	1-4	L

Chicago Won Semifinals 4-1

### 1974 PLAYOFFS

GAME	DATE	OPPONENT	SCORE	RESULT
1	Apr. 10	at Canadiens	4-1	W
2	Apr. 11	at Canadiens	1-4	L
3	Apr. 13	Canadiens	2-4	L
4	Apr. 14	Canadiens	6-4	W
5	Apr. 16	at Canadiens	3-2	W(OT)
6	Apr. 18	Canadiens	5-2	W

NY Rangers Won Quarterfinals 4-2

1	Apr. 20	at Philadelphia	0-4	L
2	Apr. 23	at Philadelphia	2-5	L
3	Apr. 25	Philadelphia	5-3	W
4	Apr. 28	Philadelphia	2-1	W(OT)
5	Apr. 30	at Philadelphia	1-4	L
6	May 2	Philadelphia	4-1	W
7	May 5	at Philadelphia	3-4	L

Philadelphia Won Semifinals 4-3

### 1975 PLAYOFFS

GAME	DATE	OPPONENT	SCORE	RESULT
1	Apr. 8	Islanders	2-3	L
2	Apr. 10	at Islanders	8-3	W
3	Apr. 11	Islanders	3-4	L(OT)

Islanders Won Preliminary Round 2-1

### 1976 PLAYOFFS

Did not make playoffs

### 1977 PLAYOFFS

Did not make playoffs

### 1978 PLAYOFFS

GAME	DATE	OPPONENT	SCORE	RESULT
1	Apr. 11	at Buffalo	1-4	L
2	Apr. 13	Buffalo	4-3	W(OT)
3	Apr. 15	at Buffalo	1-4	L

Buffalo Won Preliminary Round 2-1

### 1979 PLAYOFFS

GAME	DATE	OPPONENT	SCORE	RESULT
1	Apr. 10	Los Angeles	7-1	W
2	Apr. 12	at Los Angeles	2-1	W(OT)

NY Rangers Won Preliminary Round 2-0

1	Apr. 16	at Philadelphia	2-3	L(OT)
2	Apr. 18	at Philadelphia	7-1	W
3	Apr. 20	Philadelphia	5-1	W
4	Apr. 22	Philadelphia	6-0	W
5	Apr. 24	at Philadelphia	8-3	W

NY Rangers Won Quarterfinals 4-1

1	Apr. 26	at Islanders	4-1	W
2	Apr. 28	at Islanders	3-4	L(OT)
3	May 1	Islanders	3-1	W
4	May 3	Islanders	2-3	L(OT)
5	May 5	at Islanders	4-3	W
6	May 8	Islanders	2-1	W

NY Rangers Won Semifinals 4-2

1	May 13	at Canadiens	4-1	W
2	May 15	at Canadiens	2-6	L
3	May 17	Canadiens	1-4	L
4	May 19	Canadiens	3-4	L(OT)
5	May 21	at Canadiens	1-4	L

Canadiens Won Stanley Cup Finals 4-1

### 1980 PLAYOFFS

GAME	DATE	OPPONENT	SCORE	RESULT
1	Apr. 8	Flames	2-1	W(OT)
2	Apr. 9	Flames	5-1	W
3	Apr. 11	at Flames	2-4	L
4	Apr. 12	at Flames	5-2	W

NY Rangers Won Preliminary Round 3-1

1	Apr. 16	at Philadelphia	1-2	L
2	Apr. 17	at Philadelphia	1-4	L
3	Apr. 19	Philadelphia	0-3	L
4	Apr. 20	Philadelphia	4-2	W
5	Apr. 22	at Philadelphia	1-3	L

Philadelphia Won Quarterfinals 4-1

### 1981 PLAYOFFS

GAME	DATE	OPPONENT	SCORE	RESULT
1	Apr. 8	at Los Angeles	3-1	W
2	Apr. 9	at Los Angeles	4-5	L
3	Apr. 11	Los Angeles	10-3	W
4	Apr. 12	Los Angeles	6-3	W

NY Rangers Won Preliminary Round 3-1

1	Apr. 16	at St. Louis	3-6	L
2	Apr. 17	at St. Louis	6-4	W
3	Apr. 19	St. Louis	6-3	W
4	Apr. 20	St. Louis	4-1	W
5	Apr. 22	at St. Louis	3-4	L
6	Apr. 24	St. Louis	7-4	W

NY Rangers Won Quarterfinals 4-2

1	Apr. 28	at Islanders	2-5	L
2	Apr. 30	at Islanders	3-7	L
3	May 2	Islanders	1-5	L
4	May 5	Islanders	2-5	L

Islanders Won Semifinals 4-0

### 1982 PLAYOFFS

GAME	DATE	OPPONENT	SCORE	RESULT
1	Apr. 7	Philadelphia	1-4	L
2	Apr. 8	Philadelphia	7-3	W
3	Apr. 10	at Philadelphia	4-3	W
4	Apr. 11	at Philadelphia	7-5	W

NY Rangers Won Division Semifinals 3-1

1	Apr. 15	at Islanders	5-4	W
2	Apr. 16	at Islanders	2-7	L
3	Apr. 18	Islanders	3-4	L(OT)
4	Apr. 19	Islanders	3-5	L
5	Apr. 21	at Islanders	4-2	W
6	Apr. 23	Islanders	3-5	L

Islanders Won Division Finals 4-2

### 1983 PLAYOFFS

GAME	DATE	OPPONENT	SCORE	RESULT
1	Apr. 5	at Philadelphia	5-3	W
2	Apr. 7	at Philadelphia	4-3	W
3	Apr. 9	Philadelphia	9-3	W

NY Rangers Won Division Semifinals 3-0

1	Apr. 14	at Islanders	1-4	L
2	Apr. 15	at Islanders	0-5	L
3	Apr. 17	Islanders	7-6	W
4	Apr. 18	Islanders	3-1	W

# RANGERS PLAYOFF RESULTS GAME-BY-GAME

5	Apr. 20	at Islanders	2-7	L	5	Apr. 11	Washington	4-5	L(OT)
6	Apr. 22	Islanders	2-5	L	6	Apr. 13	at Washington	2-4	L
Islanders Won Division Finals 4-2					Washington Won Division Semifinals 4-2				

## 1984 PLAYOFFS

GAME	DATE	OPPONENT	SCORE	RESULT
1	Apr. 4	at Islanders	1-4	L
2	Apr. 5	at Islanders	3-0	W
3	Apr. 7	Islanders	7-2	W
4	Apr. 8	Islanders	1-4	L
5	Apr. 10	at Islanders	2-3	L(OT)

Islanders Won Division Semifinals 3-2

## 1985 PLAYOFFS

GAME	DATE	OPPONENT	SCORE	RESULT
1	Apr. 10	at Philadelphia	4-5	L(OT)
2	Apr. 11	at Philadelphia	1-3	L
3	Apr. 13	Philadelphia	5-6	L

Philadelphia Won Division Semifinals 3-0

## 1986 PLAYOFFS

GAME	DATE	OPPONENT	SCORE	RESULT
1	Apr. 9	at Philadelphia	6-2	W
2	Apr. 10	at Philadelphia	1-2	L
3	Apr. 12	Philadelphia	5-2	W
4	Apr. 13	Philadelphia	1-7	L
5	Apr. 15	at Philadelphia	5-2	W

NY Rangers Won Division Semifinals 3-2

1	Apr. 17	at Washington	4-3	W(OT)
2	Apr. 19	at Washington	1-8	L
3	Apr. 21	Washington	3-6	L
4	Apr. 23	Washington	6-5	W(OT)
5	Apr. 25	at Washington	4-2	W
6	Apr. 27	Washington	2-1	W

NY Rangers Won Division Finals 4-2

1	May 1	at Canadiens	1-2	L
2	May 3	at Canadiens	2-6	L
3	May 5	Canadiens	3-4	L(OT)
4	May 7	Canadiens	2-0	W
5	May 9	at Canadiens	1-3	L

Canadiens Won Conference Finals 4-1

## 1987 PLAYOFFS

GAME	DATE	OPPONENT	SCORE	RESULT
1	Apr. 8	at Philadelphia	3-0	W
2	Apr. 9	at Philadelphia	3-8	L
3	Apr. 11	Philadelphia	0-3	L
4	Apr. 12	Philadelphia	6-3	W
5	Apr. 14	at Philadelphia	1-3	L
6	Apr. 16	Philadelphia	0-5	L

Philadelphia Won Division Semifinals 4-2

## 1988 PLAYOFFS

Did not make playoffs

## 1989 PLAYOFFS

GAME	DATE	OPPONENT	SCORE	RESULT
1	Apr. 5	at Penguins	1-3	L
2	Apr. 6	at Penguins	4-7	L
3	Apr. 8	Penguins	3-5	L
4	Apr. 9	Penguins	3-4	L

Penguins Won Division Semifinals 4-0

## 1990 PLAYOFFS

GAME	DATE	OPPONENT	SCORE	RESULT
1	Apr. 5	Islanders	2-1	W
2	Apr. 7	Islanders	5-2	W
3	Apr. 9	at Islanders	3-4	L(2OT)
4	Apr. 11	at Islanders	6-1	W
5	Apr. 13	Islanders	6-5	W

NY Rangers Won Division Semifinals 4-1

1	Apr. 19	Washington	7-3	W
2	Apr. 21	Washington	3-6	L
3	Apr. 23	at Washington	1-7	L
4	Apr. 25	at Washington	3-4	L(OT)
5	Apr. 27	Washington	1-2	L(OT)

Washington Won Division Finals 4-1

## 1991 PLAYOFFS

GAME	DATE	OPPONENT	SCORE	RESULT
1	Apr. 3	Washington	2-1	W
2	Apr. 5	Washington	0-3	L
3	Apr. 7	at Washington	6-0	W
4	Apr. 9	at Washington	2-3	L

## 1992 PLAYOFFS

GAME	DATE	OPPONENT	SCORE	RESULT
1	Apr. 19	New Jersey	2-1	W
2	Apr. 21	New Jersey	3-7	L
3	Apr. 23	at New Jersey	1-3	L
4	Apr. 25	at New Jersey	3-0	W
5	Apr. 27	New Jersey	8-5	W
6	Apr. 29	at New Jersey	3-5	L
7	May 1	New Jersey	8-4	W

NY Rangers Won Division Semifinals 4-3

1	May 3	Penguins	2-4	L
2	May 5	Penguins	4-2	W
3	May 7	at Penguins	6-5	W(OT)
4	May 9	at Penguins	4-5	L(OT)
5	May 11	Penguins	2-3	L
6	May 13	at Penguins	1-5	L

Penguins Won Division Finals 4-2

## 1993 PLAYOFFS

Did not make playoffs

## 1994 PLAYOFFS

GAME	DATE	OPPONENT	SCORE	RESULT
1	Apr. 17	Islanders	6-0	W
2	Apr. 18	Islanders	6-0	W
3	Apr. 21	at Islanders	5-1	W
4	Apr. 24	at Islanders	5-2	W

NY Rangers Won Conference Quarterfinals 4-0

1	May 1	Washington	6-3	W
2	May 3	Washington	5-2	W
3	May 5	at Washington	3-0	W
4	May 7	at Washington	2-4	L
5	May 9	Washington	4-3	W

NY Rangers Won Conference Semifinals 4-1

1	May 15	New Jersey	3-4	L(2OT)
2	May 17	New Jersey	4-0	W
3	May 19	at New Jersey	3-2	W(2OT)
4	May 21	at New Jersey	1-3	L
5	May 23	New Jersey	1-4	L
6	May 25	at New Jersey	4-2	W
7	May 27	New Jersey	2-1	W(2OT)

NY Rangers Won Conference Finals 4-3

1	May 31	Vancouver	2-3	L(OT)
2	June 2	Vancouver	3-1	W
3	June 4	at Vancouver	5-1	W
4	June 7	at Vancouver	4-2	W
5	June 9	Vancouver	3-6	L
6	June 11	at Vancouver	1-4	L
7	June 14	Vancouver	3-2	W

NY Rangers Won Stanley Cup Finals 4-3

## 1995 PLAYOFFS

GAME	DATE	OPPONENT	SCORE	RESULT
1	May 6	at Quebec	4-5	L
2	May 8	at Quebec	8-3	W
3	May 10	Quebec	4-3	W
4	May 12	Quebec	3-2	W(OT)
5	May 14	at Quebec	2-4	L
6	May 16	Quebec	4-2	W

NY Rangers Won Conference Quarterfinals 4-2

1	May 21	at Philadelphia	4-5	L(OT)
2	May 22	at Philadelphia	3-4	L(OT)
3	May 24	Philadelphia	2-5	L
4	May 26	Philadelphia	1-4	L

Philadelphia Won Conference Semifinals 4-0

## 1996 PLAYOFFS

GAME	DATE	OPPONENT	SCORE	RESULT
1	Apr. 16	Canadiens	2-3	L(OT)
2	Apr. 18	Canadiens	3-5	L
3	Apr. 21	at Canadiens	2-1	W
4	Apr. 23	at Canadiens	4-3	W
5	Apr. 26	Canadiens	3-2	W
6	Apr. 28	at Canadiens	5-3	W

NY Rangers Won Conference Quarterfinals 4-2

1	May 3	at Penguins	3-4	L
2	May 5	at Penguins	6-3	W
3	May 7	Penguins	2-3	L
4	May 9	Penguins	1-4	L

# RANGERS PLAYOFF RESULTS GAME-BY-GAME

5 May 11 at Penguins 3-7 L  
Penguins Won Conference Semifinals 4-1

## 1997 PLAYOFFS

GAME	DATE	OPPONENT	SCORE	RESULT
1	Apr. 17	at Florida	0-3	L
2	Apr. 20	at Florida	3-0	W
3	Apr. 22	Florida	4-3	W(OT)
4	Apr. 23	Florida	3-2	W
5	Apr. 25	at Florida	3-2	W(OT)

NY Rangers Won Conference Quarterfinals 4-1

1	May 2	at New Jersey	0-2	L
2	May 4	at New Jersey	2-0	W
3	May 6	New Jersey	3-2	W
4	May 8	New Jersey	3-0	W
5	May 11	at New Jersey	2-1	W(OT)

NY Rangers Won Conference Semifinals 4-1

1	May 16	at Philadelphia	1-3	L
2	May 18	at Philadelphia	5-4	W
3	May 20	Philadelphia	3-6	L
4	May 23	Philadelphia	2-3	L
5	May 25	at Philadelphia	2-4	L

Philadelphia Won Conference Finals 4-1

## 1998 PLAYOFFS

Did not make playoffs

## 1999 PLAYOFFS

Did not make playoffs

## 2000 PLAYOFFS

Did not make playoffs

## 2001 PLAYOFFS

Did not make playoffs

## 2002 PLAYOFFS

Did not make playoffs

## 2003 PLAYOFFS

Did not make playoffs

## 2004 PLAYOFFS

Did not make playoffs

## 2006 PLAYOFFS

GAME	DATE	OPPONENT	SCORE	RESULT
1	Apr. 22	at New Jersey	1-6	L
2	Apr. 24	at New Jersey	1-4	L
3	Apr. 26	New Jersey	0-3	L
4	Apr. 29	New Jersey	2-4	L

New Jersey Won Conference Quarterfinals 4-0

## 2007 PLAYOFFS

GAME	DATE	OPPONENT	SCORE	RESULT
1	Apr. 12	at Thrashers	4-3	W
2	Apr. 14	at Thrashers	2-1	W
3	Apr. 17	Thrashers	7-0	W
4	Apr. 18	Thrashers	4-2	W

NY Rangers Won Conference Quarterfinals 4-0

1	Apr. 25	at Buffalo	2-5	L
2	Apr. 27	at Buffalo	2-3	L
3	Apr. 29	Buffalo	2-1	W(2OT)
4	May 1	Buffalo	2-1	W
5	May 4	at Buffalo	1-2	L(OT)
6	May 6	Buffalo	4-5	L

Buffalo Won Conference Semifinals 4-2

## 2008 PLAYOFFS

GAME	DATE	OPPONENT	SCORE	RESULT
1	Apr. 9	at New Jersey	4-1	W
2	Apr. 11	at New Jersey	2-1	W
3	Apr. 13	New Jersey	3-4	L(OT)
4	Apr. 16	New Jersey	5-3	W
5	Apr. 18	at New Jersey	5-3	W

NY Rangers Won Conference Quarterfinals 4-1

1	Apr. 25	at Penguins	4-5	L
2	Apr. 27	at Penguins	0-2	L
3	Apr. 29	Penguins	3-5	L
4	May 1	Penguins	3-0	W
5	May 4	at Penguins	2-3	L(OT)

Penguins Won Conference Semifinals 4-1

## 2009 PLAYOFFS

GAME	DATE	OPPONENT	SCORE	RESULT
1	Apr. 15	at Washington	4-3	W
2	Apr. 18	at Washington	1-0	W
3	Apr. 20	Washington	0-4	L
4	Apr. 22	Washington	2-1	W
5	Apr. 24	at Washington	0-4	L
6	Apr. 26	Washington	3-5	L
7	Apr. 28	at Washington	1-2	L

Washington Won Conference Quarterfinals 4-3

## 2010 PLAYOFFS

Did not make playoffs

## 2011 PLAYOFFS

GAME	DATE	OPPONENT	SCORE	RESULT
1	Apr. 13	at Washington	1-2	L(OT)
2	Apr. 15	at Washington	0-2	L
3	Apr. 17	Washington	3-2	W
4	Apr. 20	Washington	3-4	L(2OT)
5	Apr. 23	at Washington	1-3	L

Washington Won Conference Quarterfinals 4-1

## 2012 PLAYOFFS

GAME	DATE	OPPONENT	SCORE	RESULT
1	Apr. 12	Ottawa	4-2	W
2	Apr. 14	Ottawa	2-3	L(OT)
3	Apr. 16	at Ottawa	1-0	W
4	Apr. 18	at Ottawa	2-3	L(OT)
5	Apr. 21	Ottawa	0-2	L
6	Apr. 23	at Ottawa	3-2	W
7	Apr. 26	Ottawa	2-1	W

NY Rangers Won Conference Quarterfinals 4-3

1	Apr. 28	Washington	3-1	W
2	Apr. 30	Washington	2-3	L
3	May 2	at Washington	2-1	W(3OT)
4	May 5	at Washington	2-3	L
5	May 7	Washington	3-2	W(OT)
6	May 9	at Washington	1-2	L
7	May 12	Washington	2-1	W

NY Rangers Won Conference Semifinals 4-3

1	May 14	New Jersey	3-0	W
2	May 16	New Jersey	2-3	L
3	May 19	at New Jersey	3-0	W
4	May 21	at New Jersey	1-4	L
5	May 23	New Jersey	3-5	L
6	May 25	at New Jersey	2-3	L(OT)

New Jersey Won Conference Finals 4-2

## 2013 PLAYOFFS

GAME	DATE	OPPONENT	SCORE	RESULT
1	May 2	at Washington	1-3	L
2	May 4	at Washington	0-1	L(OT)
3	May 6	Washington	4-3	W
4	May 8	Washington	4-3	W
5	May 10	at Washington	1-2	L(OT)
6	May 12	Washington	1-0	W
7	May 13	at Washington	5-0	W

NY Rangers Won Conference Quarterfinals 4-3

1	May 16	at Boston	2-3	L(OT)
2	May 19	at Boston	2-5	L
3	May 21	Boston	1-2	L
4	May 23	Boston	4-3	W(OT)
5	May 25	at Boston	1-3	L

Boston Won Conference Semifinals 4-1

## 2014 PLAYOFFS

GAME	DATE	OPPONENT	SCORE	RESULT
1	Apr. 17	Philadelphia	4-1	W
2	Apr. 20	Philadelphia	2-4	L
3	Apr. 22	at Philadelphia	4-1	W
4	Apr. 25	at Philadelphia	1-2	L
5	Apr. 27	Philadelphia	4-2	W
6	Apr. 29	at Philadelphia	2-5	L
7	Apr. 30	Philadelphia	2-1	W

NY Rangers Won First Round 4-3

1	May 2	at Penguins	3-2	W(OT)
2	May 4	at Penguins	0-3	L
3	May 5	Penguins	0-2	L
4	May 7	Penguins	2-4	L
5	May 9	at Penguins	5-1	W
6	May 11	Penguins	3-1	W
7	May 13	at Penguins	2-1	W

NY Rangers Won Second Round 4-3



## RANGERS PLAYOFF RESULTS GAME-BY-GAME

1	May 17	at Canadiens	7-2	W
2	May 19	at Canadiens	3-1	W
3	May 22	Canadiens	2-3	L(OT)
4	May 25	Canadiens	3-2	W(OT)
5	May 27	at Canadiens	4-7	L
6	May 29	Canadiens	1-0	W

NY Rangers Won Conference Final 4-2

1	June 4	at Los Angeles	2-3	L(OT)
2	June 7	at Los Angeles	4-5	L(2OT)
3	June 9	Los Angeles	0-3	L
4	June 11	Los Angeles	2-1	W
5	June 13	at Los Angeles	2-3	L(2OT)

Los Angeles Won Stanley Cup Final 4-1

### 2015 PLAYOFFS

GAME	DATE	OPPONENT	SCORE	RESULT
1	Apr. 16	Penguins	2-1	W
2	Apr. 18	Penguins	3-4	L
3	Apr. 20	at Penguins	2-1	W
4	Apr. 22	at Penguins	2-1	W(OT)
5	Apr. 24	Penguins	2-1	W(OT)

NY Rangers Won First Round 4-1

1	Apr. 30	Washington	1-2	L
2	May 2	Washington	3-2	W
3	May 4	at Washington	0-1	L
4	May 6	at Washington	1-2	L
5	May 8	Washington	2-1	W(OT)
6	May 10	at Washington	4-3	W
7	May 13	Washington	2-1	W(OT)

NY Rangers Won Second Round 4-3

1	May 16	Tampa Bay	2-1	W
2	May 18	Tampa Bay	2-6	L
3	May 20	at Tampa Bay	5-6	L(OT)
4	May 22	at Tampa Bay	5-1	W
5	May 24	Tampa Bay	0-2	L
6	May 26	at Tampa Bay	7-3	W
7	May 29	Tampa Bay	0-2	L

Tampa Bay Won Conference Final 4-3

### 2016 PLAYOFFS

GAME	DATE	OPPONENT	SCORE	RESULT
1	Apr. 13	at Penguins	2-5	L
2	Apr. 16	at Penguins	4-2	W
3	Apr. 19	Penguins	1-3	L
4	Apr. 21	Penguins	0-5	L
5	Apr. 23	at Penguins	3-6	L

Penguins Won First Round 4-1

### 2017 PLAYOFFS

GAME	DATE	OPPONENT	SCORE	RESULT
1	Apr. 12	at Canadiens	2-0	W
2	Apr. 14	at Canadiens	3-4	L(OT)
3	Apr. 16	Canadiens	1-3	L
4	Apr. 18	Canadiens	2-1	W
5	Apr. 20	at Canadiens	3-2	W(OT)
6	Apr. 22	Canadiens	3-1	W

NY Rangers Won First Round 4-2

1	Apr. 27	at Ottawa	1-2	L
2	Apr. 29	at Ottawa	5-6	L(2OT)
3	May 2	Ottawa	4-1	W
4	May 4	Ottawa	4-1	W
5	May 6	at Ottawa	4-5	L(OT)
6	May 9	Ottawa	2-4	L

Ottawa Won Second Round 4-2

### 2018 PLAYOFFS

Did not make playoffs

### 2019 PLAYOFFS

Did not make playoffs

### 2020 PLAYOFFS

GAME	DATE	OPPONENT	SCORE	RESULT
1*	Aug. 1	at Carolina	2-3	L
2*	Aug. 3	at Carolina	1-4	L
3*	Aug. 4	Carolina	1-4	L

\* All games were played in Toronto  
Carolina Won Qualifying Round 3-0

### 2021 PLAYOFFS

Did not make playoffs

2022 PLAYOFFS				
GAME	DATE	OPPONENT	SCORE	RESULT
1	May 3	Pittsburgh	3-4	L(OT)
2	May 5	Pittsburgh	5-2	W
3	May 7	at Pittsburgh	4-7	L
4	May 9	at Pittsburgh	2-7	L
5	May 11	Pittsburgh	5-3	W
6	May 13	at Pittsburgh	5-3	W
7	May 15	Pittsburgh	4-3	W(OT)

NY Rangers Won First Round 4-3

1	May 18	at Carolina	1-2	L(OT)
2	May 20	at Carolina	0-2	L
3	May 22	Carolina	3-1	W
4	May 24	Carolina	4-1	W
5	May 26	at Carolina	1-3	L
6	May 28	Carolina	5-2	W
7	May 30	at Carolina	6-2	W

NY Rangers Won Second Round 4-3

1	June 1	Tampa Bay	6-2	W
2	June 3	Tampa Bay	3-2	W
3	June 5	at Tampa Bay	2-3	L
4	June 7	at Tampa Bay	1-4	L
5	June 9	Tampa Bay	1-3	L
6	June 11	at Tampa Bay	1-2	L

Tampa Bay Won Conference Final 4-2

### 2023 PLAYOFFS

GAME	DATE	OPPONENT	SCORE	RESULT
1	April 18	at New Jersey	5-1	W
2	April 20	at New Jersey	5-1	W
3	April 22	New Jersey	1-2	L(OT)
4	April 24	New Jersey	1-3	L
5	April 27	at New Jersey	0-4	L
6	April 29	New Jersey	5-2	W
7	May 1	at New Jersey	0-4	L

New Jersey Won First Round 4-3

## ALL-TIME PLAYOFF OVERTIME RESULTS

DATE	PLACE	OPPONENT	GAME/SERIES	FINAL SCORE	GOAL SCORER	TIME	SERIES WINNER
4-7-28	Mtl.	Maroons	2/F	2-1	Frank Boucher	7:05	Rangers
3-21-29	MSG	Americans	2/Q	1-0	Butch Keeling	29:50	Rangers
3-26-29	Tor.	Maple Leafs	2/S	2-1	Frank Boucher	2:05	Rangers
3-28-30	Mtl.	Canadiens	1/S	1-2	Gus Rivers	68:52	Canadiens
3-26-32	Mtl.	Canadiens	2/S	4-3	Bun Cook	59:32	Rangers
4-13-33	Tor.	Maple Leafs	4/F	1-0	Bill Cook*	7:33	Rangers
3-25-37	MSG	Maple Leafs	2/Q	2-1	Babe Pratt	13:05	Rangers
3-22-38	MSG	Americans	1/Q	1-2	Johnny Sorrell	21:25	Americans
3-27-38	MSG	Americans	3/Q	2-3	Lorne Carr	60:40	Americans
3-21-39	MSG	Bruins	1/S	1-2	Mel Hill	59:25	Bruins
3-23-39	Bos.	Bruins	2/S	2-3	Mel Hill	8:24	Bruins
3-30-39	Bos.	Bruins	5/S	2-1	Clint Smith	17:19	Bruins
4-2-39	Bos.	Bruins	7/S	1-2	Mel Hill	48:00	Bruins
4-2-40	MSG	Maple Leafs	1/F	2-1	Alf Pike	15:30	Rangers
4-11-40	Tor.	Maple Leafs	5/F	2-1	Muzz Patrick	31:43	Rangers
4-13-40	Tor.	Maple Leafs	6/F	3-2	Bryan Hextall*	2:07	Rangers
3-20-41	Det.	Red Wings	1/Q	1-2	Gus Giesebrecht	12:01	Red Wings
4-4-50	Mtl.	Canadiens	4/S	2-3	Elmer Lach	15:19	Rangers
4-18-50	Det.	Red Wings	4/F	4-3	Don Raleigh	8:34	Red Wings
4-20-50	Det.	Red Wings	5/F	2-1	Don Raleigh	1:38	Red Wings
4-23-50	Det.	Red Wings	7/F	3-4	Pete Babando*	28:31	Red Wings
3-28-57	MSG	Canadiens	2/S	4-3	Andy Heberton	13:38	Canadiens
4-4-57	Mtl.	Canadiens	5/S	3-4	Maurice Richard	1:11	Canadiens
3-27-58	MSG	Bruins	2/S	3-4	Jerry Toppazzini	4:46	Bruins
4-5-62	Tor.	Maple Leafs	5/S	2-3	Red Kelly	24:23	Maple Leafs
4-13-67	MSG	Canadiens	4/S	1-2	John Ferguson	6:28	Canadiens
4-15-71	Tor.	Maple Leafs	6/Q	2-1	Bob Nevin	9:07	Rangers
4-18-71	Chi.	Black Hawks	1/S	2-1	Pete Stenkowski	1:37	Black Hawks
4-27-71	Chi.	Black Hawks	5/S	2-3	Bobby Hull	6:35	Black Hawks
4-29-71	MSG	Black Hawks	6/S	3-2	Pete Stenkowski	41:29	Black Hawks
4-16-74	Mtl.	Canadiens	5/Q	3-2	Ron Harris	4:07	Rangers
4-28-74	MSG	Flyers	4/S	2-1	Rod Gilbert	4:20	Flyers
4-11-75	MSG	Islanders	3/P	3-4	J.P. Parise	0:11	Islanders
4-13-78	MSG	Sabres	2/P	4-3	Don Murdoch	1:37	Sabres
4-12-79	L.A.	Kings	2/P	2-1	Phil Esposito	6:11	Rangers
4-16-79	Phi.	Flyers	1/Q	2-3	Ken Linseman	0:44	Rangers
4-28-79	Nass.	Islanders	2/S	3-4	Denis Potvin	8:02	Rangers
5-3-79	MSG	Islanders	4/S	2-3	Bob Nystrom	3:40	Rangers
5-19-79	MSG	Canadiens	4/F	3-4	Serge Savard	7:25	Canadiens
4-8-80	MSG	Flames	1/P	2-1	Steve Vickers	0:33	Rangers
4-18-82	MSG	Islanders	3/DF	3-4	Bryan Trottier	3:00	Islanders
4-10-84	Nass.	Islanders	5/DSF	2-3	Ken Morrow	8:56	Islanders
4-10-85	Phi.	Flyers	1/DSF	4-5	Mark Howe	8:01	Flyers
4-17-86	Wsh.	Capitals	1/DF	4-3	Brian MacLellan	1:16	Rangers
4-23-86	MSG	Capitals	4/DF	6-5	Bob Brooke	2:40	Rangers
5-5-86	MSG	Canadiens	3/CF	3-4	Claude Lemieux	9:41	Canadiens
4-9-90	Nass.	Islanders	3/DSF	3-4	Brent Sutter	20:59	Rangers
4-25-90	Wsh.	Capitals	4/DF	3-4	Rod Langway	0:34	Capitals

QR: Qualifying Round; P: Preliminary Round; Q: Quarterfinals; FR: First Round; SR: Second Round; DSF: Division Semifinals; DF: Division Finals; CQF: Conference Quarterfinals; CSF: Conference Semifinals; CF: Conference Finals; S: Series

\* Goal decided Stanley Cup.

## ALL-TIME PLAYOFF OVERTIME RESULTS

DATE	PLACE	OPPONENT	GAME/SERIES	FINAL SCORE	GOAL SCORER	TIME	SERIES WINNER
4-27-90	MSG	Capitals	5/DF	1-2	John Druce	6:48	Capitals
4-11-91	MSG	Capitals	5/DSF	4-5	Dino Ciccarelli	6:44	Capitals
5-7-92	Pit.	Penguins	3/DF	6-5	Kris King	1:29	Penguins
5-9-92	Pit.	Penguins	4/DF	4-5	Ron Francis	2:47	Penguins
5-15-94	MSG	Devils	1/CF	3-4	Stephane Richer	35:23	Rangers
5-19-94	N.J.	Devils	3/CF	3-2	Stephane Matteau	26:13	Rangers
5-27-94	MSG	Devils	7/CF	2-1	Stephane Matteau	24:24	Rangers
5-31-94	MSG	Canucks	1/F	2-3	Greg Adams	19:26	Rangers
5-12-95	MSG	Nordiques	4/CQF	3-2	Steve Larmner	8:09	Rangers
5-21-95	Phi.	Flyers	1/CSF	4-5	Eric Desjardins	7:03	Flyers
5-22-95	Phi.	Flyers	2/CSF	3-4	Kevin Haller	0:25	Flyers
4-16-96	MSG	Canadiens	1/CQF	2-3	Vincent Damphousse	5:04	Rangers
4-22-97	MSG	Panthers	3/CQF	4-3	Esa Tikkanen	16:29	Rangers
4-25-97	Fla.	Panthers	5/CQF	3-2	Esa Tikkanen	12:02	Rangers
5-11-97	N.J.	Devils	5/CSF	2-1	Adam Graves	14:08	Rangers
4-29-07	MSG	Sabres	3/CSF	2-1	Michal Rozsival	36:43	Sabres
5-4-07	Buf.	Sabres	5/CSF	1-2	Maxim Afinogenov	4:39	Sabres
4-13-08	MSG	Devils	3/CQF	3-4	John Madden	6:01	Rangers
5-4-08	Pit.	Penguins	5/CSF	2-3	Marian Hossa	7:10	Penguins
4-13-11	Wsh.	Capitals	1/CQF	1-2	Alexander Semin	18:24	Capitals
4-20-11	MSG	Capitals	4/CQF	3-4	Jason Chimera	32:36	Capitals
4-14-12	MSG	Senators	2/CQF	2-3	Chris Neil	1:17	Rangers
4-18-12	Ott.	Senators	4/CQF	2-3	Kyle Turris	2:42	Rangers
5-2-12	Wsh.	Capitals	3/CSF	2-1	Marian Gaborik	54:41	Rangers
5-7-12	MSG	Capitals	5/CSF	3-2	Marc Staal	1:35	Rangers
5-25-12	N.J.	Devils	6/CF	2-3	Adam Henrique	1:03	Devils
5-4-13	Wsh.	Capitals	2/CQF	0-1	Mike Green	8:00	Rangers
5-10-13	Wsh.	Capitals	5/CQF	1-2	Mike Ribeiro	9:24	Rangers
5-16-13	Bos.	Bruins	1/CSF	2-3	Brad Marchand	15:40	Bruins
5-23-13	MSG	Bruins	4/CSF	4-3	Chris Kreider	7:03	Bruins
5-2-14	Pit.	Penguins	1/SR	3-2	Derick Brassard	3:06	Rangers
5-22-14	MSG	Canadiens	3/CF	2-3	Alex Galchenyuk	1:12	Rangers
5-25-14	MSG	Canadiens	4/CF	3-2	Martin St. Louis	6:02	Rangers
6-4-14	L.A.	Kings	1/F	2-3	Justin Williams	4:36	Kings
6-7-14	L.A.	Kings	2/F	4-5	Dustin Brown	30:26	Kings
6-13-14	L.A.	Kings	5/F	2-3	Alec Martinez*	34:43	Kings
4-22-15	Pit.	Penguins	4/FR	2-1	Kevin Hayes	3:14	Rangers
4-24-15	MSG	Penguins	5/FR	2-1	Carl Hagelin	10:52	Rangers
5-8-15	MSG	Capitals	5/SR	2-1	Ryan McDonagh	9:37	Rangers
5-13-15	MSG	Capitals	7/SR	2-1	Derek Stepan	11:24	Rangers
5-20-15	T.B.	Lightning	3/CF	5-6	Nikita Kucherov	3:33	Lightning
4-14-17	Mtl.	Canadiens	2/FR	3-4	Alexander Radulov	18:34	Rangers
4-20-17	Mtl.	Canadiens	5/FR	3-2	Mika Zibanejad	14:22	Rangers
4-29-17	Ott.	Senators	2/SR	5-6	Jean-Gabriel Pageau	22:54	Senators
5-6-17	Ott.	Senators	5/SR	4-5	Kyle Turris	6:28	Senators
5-3-22	MSG	Penguins	1/FR	3-4	Evgeni Malkin	45:58	Rangers
5-15-22	MSG	Penguins	7/FR	4-3	Artemi Panarin	4:46	Rangers
5-18-22	Car.	Hurricanes	1/SR	1-2	Ian Cole	3:12	Rangers
4-22-23	MSG	Devils	3/FR	1-2	Dougie Hamilton	11:36	Devils

QR: Qualifying Round; P: Preliminary Round; Q: Quarterfinals; FR: First Round; SR: Second Round; DSF: Division Semifinals; DF: Division Finals; CQF: Conference Quarterfinals; CSF: Conference Semifinals; CF: Conference Finals; S: Semifinals; F: Finals  
 \* Goal decided Stanley Cup.

## ALL-TIME PLAYOFF SCORING LIST

NAME & POSITION	GP	G	A	PTS	PIM
1 Brian Leetch (D)	82	28	61	89	30
2 Mark Messier (C)	70	29	51	80	69
3 Rod Gilbert (RW)	79	34	33	67	43
<b>4 Chris Kreider (LW)</b>	<b>107</b>	<b>40</b>	<b>24</b>	<b>64</b>	<b>78</b>
5 Don Maloney (LW)	85	22	35	57	91
6 Walt Tkaczuk (C)	93	19	32	51	119
7 Steve Vickers (LW)	68	24	25	49	58
8 Derek Stepan (C)	97	19	30	49	24
9 Ron Greschner (D)	84	17	32	49	106
10 Ron Duguay (C)	69	28	19	47	103
11 Anders Hedberg (RW)	58	22	24	46	31
12 Adam Graves (LW)	68	28	16	44	70
13 Brad Park (D)	64	12	32	44	129
14 Derick Brassard (C)	59	18	26	44	30
15 Jean Ratelle (C)	65	9	33	42	12
16 Vic Hadfield (LW)	62	22	19	41	106
17 Ryan McDonagh (D)	96	10	31	41	49
<b>18 Mika Zibanejad (C)</b>	<b>42</b>	<b>14</b>	<b>25</b>	<b>39</b>	<b>10</b>
19 Alex Kovalev (RW)	44	16	23	39	42
20 Rick Nash (LW)	73	14	24	38	20
21 Pete Stelmowski (C)	55	18	18	36	75
22 Frank Boucher (C)	54	16	20	36	12
23 Bill Fairbairn (RW)	51	13	21	34	42
24 Dan Girardi (D)	122	6	27	33	36
25 Barry Beck (D)	49	10	22	32	77
<b>26 Adam Fox (D)</b>	<b>30</b>	<b>5</b>	<b>26</b>	<b>31</b>	<b>20</b>
27 Mats Zuccarello (RW)	60	11	20	31	46
28 Bobby Rousseau (RW)	38	9	22	31	15
29 James Patrick (D)	63	5	26	31	62
30 Sergei Zubov (D)	32	8	22	30	2
31 Brad Richards (C)	55	12	16	28	14
32 Ted Irvine (LW)	60	10	18	28	102
33 Reijo Ruotsalainen (D)	43	11	16	27	22
34 Phil Esposito (C)	30	11	16	27	33
35 Jaromir Jagr (RW)	23	10	17	27	26
36 Phil Watson (RW)	45	7	20	27	51
37 Mike Gartner (RW)	29	14	12	26	16
38 Pierre Larouche (C)	27	14	12	26	6
39 Carl Hagelin (LW)	73	12	14	26	39
40 Neil Colville (C)	45	7	19	26	32
41 Ryan Callahan (RW)	59	14	10	24	38
42 Bill Cook (RW)	46	13	11	24	70
43 Alex Shibicky (RW)	39	12	12	24	12
44 Bruce MacGregor (C)	51	10	14	24	10
45 Dave Maloney (D)	48	7	17	24	91
46 Mark Pavelich (C)	23	7	17	24	14
47 Eddie Johnstone (RW)	53	13	10	23	83
49 Butch Keeling (LW)	47	12	11	23	34
50 Cecil Dillon (RW)	38	13	9	22	14
51 Martin St. Louis (RW)	44	9	13	22	6
52 Ulf Nilsson (C)	25	8	14	22	27
53 Sergei Nemchinov (LW)	52	7	15	22	18
54 Dale Rolfe (D)	50	5	17	22	59

**Bold = Active Rangers**

## ALL-TIME PLAYOFF LEADERS

GAMES PLAYED	
PLAYER	TOTAL
Dan Girardi (D)	122
Chris Kreider (LW)	107
Marc Staal (D)	107
Derek Stepan (C)	97
Ryan McDonagh (D)	96
Walt Tkaczuk (C)	93
Don Maloney (LW)	85
Ron Greschner (D)	84
Brian Leetch (D)	82
Rod Gilbert (RW)	79
Carl Hagelin (LW)	73
Rick Nash (LW)	73
Mark Messier (C)	70
Jeff Beukeboom (D)	70
Ron Duguay (C)	69

GOALS	
Chris Kreider (LW)	40
Rod Gilbert (RW)	34
Mark Messier (C)	29
Adam Graves (LW)	28
Ron Duguay (C)	28
Brian Leetch (D)	28
Steve Vickers (LW)	24
Anders Hedberg (RW)	22
Vic Hadfield (LW)	22
Don Maloney (LW)	22
Walt Tkaczuk (C)	19
Derek Stepan (C)	19
Pete Stenkowski (C)	18
Derick Brassard (C)	18
Ron Greschner (D)	17

ASSISTS	
Brian Leetch (D)	61
Mark Messier (C)	51
Don Maloney (LW)	35
Jean Ratelle (C)	33
Rod Gilbert (RW)	33
Brad Park (D)	32
Ron Greschner (D)	32
Walt Tkaczuk (C)	32
Ryan McDonagh (D)	31
Derek Stepan (C)	30
Dan Girardi (D)	27
Adam Fox (D)	26
James Patrick (D)	26
Derick Brassard (C)	26
Steve Vickers (LW)	25
Mika Zibanejad (C)	25

PENALTY MINUTES	
Ching Johnson (D)	150
Jeff Beukeboom (D)	147
Ed Hospodar (D)	135
Brad Park (D)	129
Walt Tkaczuk (C)	119
Ron Greschner (D)	106
Vic Hadfield (LW)	106
Ron Duguay (C)	103
Ted Irvine (LW)	102
Troy Mallette (LW)	99
Mark Hardy (D)	94
Mike Allison (RW)	92
Don Maloney (LW)	91
Dave Maloney (D)	91
Joey Kocur (RW)	84
Eddie Johnstone (RW)	83
Kris King (LW)	80

GOALS BY A DEFENSEMAN	
PLAYER	TOTAL
Brian Leetch	28
Ron Greschner	17
Brad Park	12
Reijo Ruotsalainen	11
Barry Beck	10
Ryan McDonagh	10
Babe Pratt	9
Sergei Zubov	8
Dave Maloney	7
Marc Staal	7
Dan Girardi	6
Ott Heller	6

ASSISTS BY A DEFENSEMAN	
Brian Leetch	61
Brad Park	32
Ron Greschner	32
Ryan McDonagh	31
Dan Girardi	27
James Patrick	26
Adam Fox	26
Barry Beck	22
Sergei Zubov	22

POINTS BY A DEFENSEMAN	
Brian Leetch	89
Ron Greschner	49
Brad Park	44
Ryan McDonagh	41
Dan Girardi	33
Barry Beck	32
James Patrick	31
Adam Fox	31
Sergei Zubov	30
Reijo Ruotsalainen	27
Dave Maloney	24
Dale Rolfe	22

WINS	
Henrik Lundqvist	61
Mike Richter	41
Ed Giacomin	29
Dave Kerr	17
John Davidson	16
John Vanbiesbrouck	13
Igor Shesterkin	13
Ed Mio	9
Chuck Rayner	9
John Ross Roach	9
Steve Baker	7
Andy Aitkenhead	6
Gilles Villemure	5
Gump Worsley	5

SHUTOUTS	
Henrik Lundqvist	10
Mike Richter	9
Dave Kerr	7
John Ross Roach	5
Andy Aitkenhead	3

APPEARANCES	
Henrik Lundqvist	130
Mike Richter	76
Ed Giacomin	65
John Vanbiesbrouck	38
Dave Kerr	32
John Davidson	30
Igor Shesterkin	28

## SINGLE SEASON PLAYOFF LEADERS

GOALS		
PLAYER	YEAR	TOTAL
Mark Messier	1993-94	12
Brian Leetch	1993-94	11
Mika Zibanejad	2021-22	10
Chris Kreider	2021-22	10
Adam Graves	1993-94	10
Wayne Gretzky	1996-97	10
Steve Larmer	1993-94	9
Alex Kovalev	1993-94	9
Esa Tikkanen	1996-97	9
Derrick Brassard	2014-15	9
Cecil Dillon	1932-33	8
Vic Hadfield	1970-71	8
Phil Esposito	1978-79	8
Ron Duguay	1980-81	8
Anders Hedberg	1980-81	8
Ulf Nilsson	1980-81	8
Pierre Larouche	1985-86	8
Mike Gartner	1991-92	8
Martin St. Louis	2013-14	8

ASSISTS		
PLAYER	YEAR	TOTAL
Brian Leetch	1993-94	23
Adam Fox	2021-22	18
Mark Messier	1993-94	18
Mika Zibanejad	2021-22	14
Sergei Zubov	1993-94	14
Don Maloney	1978-79	13
Ryan McDonagh	2013-14	13
Phil Esposito	1978-79	12
Alex Kovalev	1993-94	12
Bobby Rousseau	1971-72	11
Mike McEwen	1978-79	11
Brian Leetch	1991-92	11

POINTS		
PLAYER	YEAR	TOTAL
Brian Leetch	1993-94	34
Mark Messier	1993-94	30
Mika Zibanejad	2021-22	24
Adam Fox	2021-22	23
Alex Kovalev	1993-94	21
Don Maloney	1978-79	20
Phil Esposito	1978-79	20
Wayne Gretzky	1996-97	20
Sergei Zubov	1993-94	19
Bobby Rousseau	1971-72	17
Ron Duguay	1980-81	17
Pierre Larouche	1985-86	17
Adam Graves	1993-94	17
Ryan McDonagh	2013-14	17

PENALTY MINUTES		
PLAYER	YEAR	TOTAL
Ed Hospodar	1980-81	93
Troy Mallette	1989-90	81
Chris Kotsopoulos	1980-81	63
Jeff Beukeboom	1993-94	50
Jeff Beukeboom	1991-92	47
Ching Johnson	1927-28	46
Vic Hadfield	1970-71	46
Gary Doak	1971-72	46
Larry Melnyk	1985-86	46
Dave Maloney	1978-79	45
Wilf Paiement	1985-86	45

POWER PLAY GOALS		
PLAYER	YEAR	TOTAL
Mika Zibanejad	2021-22	6
Adam Graves	1995-96	6
Chris Kreider	2022-23	5
Alex Kovalev	1993-94	5

SHORTHAND GOALS		
PLAYER	YEAR	TOTAL
Cecil Dillon	1932-33	3
Mac Colville	1939-40	2
Bob Brooke	1985-86	2
Mark Messier	1991-92	2
Carl Hagelin	2013-14	2

GOALS BY A ROOKIE		
PLAYER	YEAR	TOTAL
Don Maloney	1978-79	7
Mike Ridley	1985-86	6
Steve Vickers	1972-73	5
Lance Nethery	1980-81	5
Chris Kreider	2011-12	5
Chris Kreider	2013-14	5
Reijo Ruotsalainen	1981-82	4
Niklas Sundstrom	1995-96	4
Brandon Dubinsky	2007-08	4
Brady Skjei	2016-17	4

POINTS BY A ROOKIE		
PLAYER	YEAR	TOTAL
Don Maloney	1978-79	20
Mike Ridley	1985-86	14
Chris Kreider	2013-14	13
Steve Vickers	1972-73	9
Reijo Ruotsalainen	1981-82	9
Tony Amonte	1991-92	9
Lance Nethery	1980-81	8
Peter Wallin	1980-81	8
Brandon Dubinsky	2007-08	8
Mikko Leinonen	1981-82	7
Kelly Miller	1985-86	7
Darren Turcotte	1989-90	7
Niklas Sundstrom	1995-96	7
Chris Kreider	2011-12	7
Kevin Hayes	2014-15	7

GOALS BY A DEFENSEMAN		
PLAYER	YEAR	TOTAL
Brian Leetch	1993-94	11
Ron Greschner	1978-79	7
Brian Leetch	1994-95	6
Adam Fox	2021-22	5
Barry Beck	1980-81	5
Sergei Zubov	1993-94	5
Brad Park	1971-72	4
Dale Rolfe	1971-72	4
Brad Park	1973-74	4
Ron Greschner	1980-81	4
Reijo Ruotsalainen	1981-82	4
Reijo Ruotsalainen	1982-83	4
Brian Leetch	1991-92	4
Ryan McDonagh	2013-14	4
Brady Skjei	2016-17	4

POINTS BY A DEFENSEMAN		
PLAYER	YEAR	TOTAL
Brian Leetch	1993-94	34
Adam Fox	2021-22	23
Sergei Zubov	1993-94	19
Ryan McDonagh	2013-14	17
Brian Leetch	1991-92	15
Brian Leetch	1994-95	14
Mike McEwen	1978-79	13
Barry Beck	1980-81	13
Brad Park	1973-74	12
Ron Greschner	1978-79	12
Ron Greschner	1980-81	12
Dan Girardi	2011-12	12

WINS		
PLAYER	YEAR	TOTAL
Mike Richter	1993-94	16
Henrik Lundqvist	2013-14	13
John Davidson	1978-79	11
Henrik Lundqvist	2014-15	11
Igor Shesterkin	2021-22	10
Henrik Lundqvist	2011-12	10
Mike Richter	1996-97	9
Dave Kerr	1939-40	8
John Vanbiesbrouck	1985-86	8
Chuck Rayner	1949-50	7
Ed Giacomin	1970-71	7
Ed Giacomin	1973-74	7
Steve Baker	1980-81	7

SHUTOUTS		
PLAYER	YEAR	TOTAL
Dave Kerr	1936-37	4
Mike Richter	1993-94	4
John Ross Roach	1928-29	3
Dave Kerr	1939-40	3
Mike Richter	1996-97	3
Henrik Lundqvist	2011-12	3

APPEARANCES		
PLAYER	YEAR	TOTAL
Henrik Lundqvist	2013-14	25
Mike Richter	1993-94	23
Igor Shesterkin	2021-22	20
Henrik Lundqvist	2011-12	20
Henrik Lundqvist	2014-15	19
John Davidson	1978-79	18
John Vanbiesbrouck	1985-86	16
Mike Richter	1996-97	15
Steve Baker	1980-81	14
Ed Giacomin	1973-74	13
Dave Kerr	1939-40	12
Chuck Rayner	1949-50	12
Ed Giacomin	1970-71	12
Henrik Lundqvist	2012-13	12
Henrik Lundqvist	2016-17	12
Mike Richter	1995-96	11

## STANLEY CUP WINNING GOALS

### BY RANGERS

YEAR	PLAYER, OPPONENT	LOCATION
1928	Frank Boucher vs. Montreal Maroons	at Montreal
1933	Bill Cook vs. Toronto Maple Leafs	at Toronto
1940	Bryan Hextall vs. Toronto Maple Leafs	at Toronto
1994	Mark Messier vs. Vancouver Canucks	at Madison Square Garden

### AGAINST RANGERS

YEAR	PLAYER, TEAM	LOCATION
1929	Bill Carson – Boston Bruins	at Madison Square Garden
1932	Ace Bailey – Toronto Maple Leafs	at Toronto
1937	Marty Barry – Detroit Red Wings	at Detroit
1950	Pete Babando – Detroit Red Wings	at Detroit
1972	Bobby Orr – Boston Bruins	at Madison Square Garden
1979	Jacques Lemaire – Montreal Canadiens	at Montreal
2014	Alec Martinez – Los Angeles Kings	at Los Angeles

## ALL-TIME PLAYOFF HAT TRICKS

Frank Boucher	vs. Toronto, 4/9/32 at Toronto, Finals Game 3, 6-4 Maple Leafs, Opposing Goalie: Lorne Chabot.
Bryan Hextall	vs. Toronto, 4/3/40 at New York, Finals Game 2, 6-2 Rangers, Opposing Goalie: Turk Broda.
Pentti Lund	vs. Montreal, 4/2/50 at New York, Conference Quarterfinals Game 3, 4-1 Rangers, Opposing Goalie: Bill Durman.
Vic Hadfield	vs. Chicago, 4/22/71 at New York, Semifinals Game 3, 4-1 Rangers, Opposing Goalie: Tony Esposito.
Steve Vickers	vs. Boston, 4/10/73 at Boston, Quarterfinals Game 5, 6-3 Rangers, Opposing Goalies: Ross Brooks & Eddie Johnston.
Ron Duguay	vs. Philadelphia, 4/20/80 at New York, Quarterfinals Game 4, 4-2 Rangers, Opposing Goalie: Pete Peeters.
Mike Gartner	vs. Islanders, 4/13/90 at New York, Division Semifinals Game 5, 6-5 Rangers, Opposing Goalies: Mark Fitzpatrick and Glenn Healy.
Bernie Nicholls	vs. Washington, 4/19/90 at New York, Division Finals Game 1, 7-3 Rangers, Opposing Goalie: Mike Liut.
Mike Gartner	vs. New Jersey, 4/27/92 at New York, Division Semifinals Game 5, 8-5 Rangers, Opposing Goalie: Chris Terreri.
Mark Messier	vs. New Jersey, 5/25/94 at New Jersey, Conference Finals Game 6, 4-2 Rangers, Opposing Goalie: Martin Brodeur (Empty Net).
Brian Leetch	vs. Philadelphia, 5/22/95 at Philadelphia, Conference Semifinals Game 2, 4-3 Flyers, Opposing Goalie: Ron Hextall.
Wayne Gretzky	vs. Florida, 4/23/97 at New York, Conference Quarterfinals Game 4, 3-2 Rangers, Opposing Goalie: John Vanbiesbrouck.
Wayne Gretzky	vs. Philadelphia, 5/18/97 at Philadelphia, Conference Finals Game 2, 5-4 Rangers, Opposing Goalie: Garth Snow.
Michael Nylander	vs. Atlanta, 4/17/07 at New York, Conference Quarterfinals Game 3, 7-0 Rangers, Opposing Goalie: Kari Lehtonen.
Derick Brassard	vs. Tampa Bay, 5/26/15 at Tampa Bay, Conference Final Game 6, 7-3 Rangers, Opposing Goalie: Ben Bishop (Empty Net).

## ALL-TIME PLAYOFF HAT TRICKS AGAINST

Busher Jackson	4/5/32 at New York, Finals Game 1, 6-4 Maple Leafs, Goalie: John Ross Roach.
Maurice Richard	3/20/56 at Montreal, Semifinals Game 1, 7-1 Canadiens, Goalie: Gump Worsley.
Bernie Geoffrion	3/30/57 at Montreal, Semifinals Game 3, 8-3 Canadiens, Goalie: Gump Worsley.
Jerry Toppazzini	4/5/58 at Boston, Semifinals Game 6, 8-2 Boston, Goalie: Gump Worsley.
Phil Esposito	4/8/70 at Boston, Quarterfinals Game 1, 8-2 Boston, Goalie: Ed Giacomin.
Ken Hodge	4/30/72 at Boston, Finals Game 1, 6-5 Boston, Goalie: Ed Giacomin.
Yvan Cournoyer	4/11/74 at Montreal, Quarterfinals Game 2, 4-1 Canadiens, Goalie: Ed Giacomin.
Duane Sutter	4/15/83 at Long Island, Division Finals Game 2, 5-0 Islanders, Goalie: Glen Hanlon.
Tim Kerr	4/13/85 at New York, Division Semifinals Game 3, 6-5 Flyers, Goalie: Glen Hanlon.
Peter Zetter	4/13/86 at New York, Division Semifinals Game 4, 7-1 Flyers, Goalie: John Vanbiesbrouck.
John Druce	4/21/90 at New York, Division Finals Game 2, 6-3 Capitals, Goalie: John Vanbiesbrouck (Empty Net).
Ron Francis	5/9/92 at Pittsburgh, Division Finals Game 4, 5-4 Penguins, Goalies: John Vanbiesbrouck & Mike Richter.
Joe Sakic	5/6/95 at Quebec, Conference Quarterfinals Game 1, 5-4 Nordiques, Goalie: Mike Richter.
John LeClair	5/21/95 at Philadelphia, Conference Semifinals Game 1, 5-4 Flyers, Goalie: Mike Richter.
Jaromir Jagr	5/11/96 at Pittsburgh, Conference Semifinals Game 5, 7-3 Penguins, Goalie: Mike Richter.
Mario Lemieux	5/11/96 at Pittsburgh, Conference Semifinals Game 5, 7-3 Penguins, Goalie: Mike Richter.
Eric Lindros	5/20/97 at New York, Conference Finals Game 3, 6-3 Flyers, Goalie: Mike Richter (Empty Net).
John Madden	4/24/06 at New Jersey, Conference Quarterfinals Game 2, 4-1 Devils, Goalie: Kevin Weekes.
Wayne Simmonds	4/29/14 at Philadelphia, First Round Game 6, 5-2 Flyers, Goalie: Henrik Lundqvist.
Rene Bourque	5/27/14 at Montreal, Conference Final Game 5, 7-4 Canadiens, Goalies: Henrik Lundqvist & Cam Talbot.
Tyler Johnson	5/18/15 at New York, Conference Final Game 2, 6-2 Lightning, Goalie: Henrik Lundqvist.
Patrick Hornqvist	4/13/16 at Pittsburgh, First Round Game 1, 5-2 Penguins, Goalies: Henrik Lundqvist & Antti Raanta (Empty Net).
Jean-Gabriel Pageau	4/29/17 at Ottawa, Second Round Game 2, 6-5 Senators, Goalie: Henrik Lundqvist.
Andrei Svechnikov	8/3/20 at Carolina*, Qualifying Round Game 2, 4-1 Hurricanes, Goalie: Henrik Lundqvist

\*game played in Toronto

## ALL-TIME PLAYOFF GAMES WHEN FACING ELIMINATION

DATE	OPPONENT	GAME/SERIES	SERIES RECORD	SCORE	RESULT
1927 PLAYOFFS					
4/4/27	BOS	2/S^	0-0*	1-3	L
1928 PLAYOFFS					
3/29/28	PIR	2/Q	4-0*	2-4	W
4/3/28	at BOS	2/S^	1-1*	4-1	W
4/12/28	at MMR	4/F	1-2	1-0	W
4/14/28	at MMR	5/F	2-2	2-1	W
1929 PLAYOFFS					
3/21/29	NYA	2/Q^	0-0*	1-0 (2OT)	W
3/29/29	BOS	2/F	0-1	1-2	L
1930 PLAYOFFS					
3/23/30	SEN	2/Q^	1-1*	5-2	W
3/30/30	MTL	2/S	0-1	0-2	L
1931 PLAYOFFS					
3/26/31	at MMR	2/Q	5-1*	3-0	W
3/31/31	CHI	2/S	0-2*	0-1	L
1932 PLAYOFFS					
4/9/32	at TOR	3/F	0-2	4-6	L
1933 PLAYOFFS					
3/28/33	at MTL	2/Q	5-2*	3-3	W
4/2/33	at DET	2/S	2-0*	4-3	W
1934 PLAYOFFS					
3/25/34	MMR	2/Q^	0-0*	1-2	L
1935 PLAYOFFS					
3/26/35	at MTL	2/Q	2-1*	4-4	W
3/30/35	at MMR	2/S	1-2*	3-3	L
1937 PLAYOFFS					
4/15/37	at DET	5/F	2-2	0-3	L
1938 PLAYOFFS					
3/24/38	at NYA	2/Q	0-1	4-3	W
3/27/38	NYA	3/Q	1-1	2-3 (4OT)	L
1939 PLAYOFFS					
3/28/39	BOS	4/S	0-3	2-1	W
3/30/39	at BOS	5/S	1-3	2-1 (OT)	W
4/1/39	BOS	6/S	2-3	3-1	W
4/2/39	at BOS	7/S	3-3	1-2 (3OT)	L
1940 PLAYOFFS					
No games facing elimination					
1941 PLAYOFFS					
3/23/41	DET	2/Q	0-1	3-1	W
3/25/41	at DET	3/Q	1-1	2-3	L
1942 PLAYOFFS					
3/29/42	TOR	5/S	1-3	3-1	W
3/31/42	at TOR	6/S	2-3	2-3	L
1948 PLAYOFFS					
4/4/48	DET	6/S	2-3	2-4	L
1950 PLAYOFFS					
4/23/50	at DET	7/F	3-3	3-4 (2OT)	L
1956 PLAYOFFS					
3/27/56	at MTL	5/S	1-3	0-7	L
1957 PLAYOFFS					
4/4/57	at MTL	5/S	1-3	3-4 (OT)	L

QR: Qualifying Round; P: Preliminary Round; Q: Quarterfinals; FR: First Round; SR: Second Round; DSF: Division Semifinals; DF: Division Finals; CQF: Conference Quarterfinals; CSF: Conference Semifinals; CF: Conference Finals; S: Semifinals; F: Finals

*Note - Game 2 of a total-goals series is considered an elimination game and a winner-take-all game. For total-goals series, the "result" refers to the series result and whether the Rangers advanced to the next round rather than the result of Game 2*

\* the score of Game 1 (and entering Game 2) of a two-game total-goals series

^ Game 2 of a two-game total-goals series began with the score tied following Game 1



## ALL-TIME PLAYOFF GAMES WHEN FACING ELIMINATION

DATE	OPPONENT	GAME/SERIES	SERIES RECORD	SCORE	RESULT
1958 PLAYOFFS					
4/5/58	at BOS	6/S	2-3	2-8	L
1962 PLAYOFFS					
4/7/62	at TOR	6/S	2-3	1-7	L
1967 PLAYOFFS					
4/13/67	MTL	4/S	0-3	1-2 (OT)	L
1968 PLAYOFFS					
4/16/68	at CHI	6/Q	2-3	1-4	L
1969 PLAYOFFS					
4/6/69	MTL	4/Q	0-3	3-4	L
1970 PLAYOFFS					
4/16/70	BOS	6/Q	2-3	1-4	L
1971 PLAYOFFS					
4/29/71	CHI	6/S	2-3	3-2 (3OT)	W
5/2/71	at CHI	7/S	3-3	2-4	L
1972 PLAYOFFS					
5/9/72	at BOS	5/F	1-3	3-2	W
5/11/72	BOS	6/F	2-3	0-3	L
1973 PLAYOFFS					
4/24/73	at CHI	5/S	1-3	1-4	L
1974 PLAYOFFS					
5/2/74	PHI	6/S	2-3	4-1	W
5/5/74	at PHI	7/S	3-3	3-4	L
1975 PLAYOFFS					
4/10/75	at NYI	2/P	0-1	8-3	W
4/11/75	NYI	3/P	1-1	3-4 (OT)	L
1978 PLAYOFFS					
4/13/78	BUF	2/P	0-1	4-3 (OT)	W
4/15/78	at BUF	3/P	1-1	1-4	L
1979 PLAYOFFS					
5/21/79	at MTL	5/F	1-3	1-4	L
1980 PLAYOFFS					
4/20/80	PHI	4/Q	0-3	4-2	W
4/22/80	at PHI	5/Q	1-3	1-3	L
1981 PLAYOFFS					
5/5/81	NYI	4/S	0-3	2-5	L
1982 PLAYOFFS					
4/21/82	at NYI	5/DF	1-3	4-2	W
4/23/82	NYI	6/DF	2-3	3-5	L
1983 PLAYOFFS					
4/22/83	NYI	6/DF	2-3	2-5	L
1984 PLAYOFFS					
4/10/84	at NYI	5/DSF	2-2	2-3 (OT)	L
1985 PLAYOFFS					
4/13/85	PHI	3/DSF	0-2	5-6	L
1986 PLAYOFFS					
4/15/86	at PHI	5/DSF	2-2	5-2	W
5/7/86	MTL	4/CF	0-3	2-0	W
5/9/86	at MTL	5/CF	1-3	1-3	L
1987 PLAYOFFS					
4/16/87	PHI	6/DSF	2-3	0-5	L

QR: Qualifying Round; P: Preliminary Round; Q: Quarterfinals; FR: First Round; SR: Second Round; DSF: Division Semifinals; DF: Division Finals; CQF: Conference Quarterfinals; CSF: Conference Semifinals; CF: Conference Finals; S: Semifinals; F: Finals

*Note - Game 2 of a total-goals series is considered an elimination game and a winner-take-all game*

*\* the score of Game 1 (and entering Game 2) of a two-game total-goals series*

*^ Game 2 of a two-game total-goals series began with the score tied following Game 1*

## ALL-TIME PLAYOFF GAMES WHEN FACING ELIMINATION

DATE	OPPONENT	GAME/SERIES	SERIES RECORD	SCORE	RESULT
1989 PLAYOFFS					
4/9/89	PIT	4/DSF	0-3	3-4	L
1990 PLAYOFFS					
4/27/90	WSH	5/DF	1-3	1-2 (OT)	L
1991 PLAYOFFS					
4/13/91	at WSH	6/DSF	2-3	2-4	L
1992 PLAYOFFS					
5/1/92	NJD	7/DSF	3-3	8-4	W
5/13/92	at PIT	6/DF	2-3	1-5	L
1994 PLAYOFFS					
5/25/94	at NJD	6/CF	2-3	4-2	W
5/27/94	NJD	7/CF	3-3	2-1 (2OT)	W
6/14/94	VAN	7/F	3-3	3-2	W
1995 PLAYOFFS					
5/26/95	PHI	4/CSF	0-3	1-4	L
1996 PLAYOFFS					
5/11/96	at PIT	5/CSF	1-3	3-7	L
1997 PLAYOFFS					
5/25/97	at PHI	5/CF	1-3	2-4	L
2006 PLAYOFFS					
4/29/06	NJD	4/CQF	0-3	2-4	L
2007 PLAYOFFS					
5/6/07	BUF	6/CSF	2-3	4-5	L
2008 PLAYOFFS					
5/1/08	PIT	4/CSF	0-3	3-0	W
5/4/08	at PIT	5/CSF	1-3	2-3 (OT)	L
2009 PLAYOFFS					
4/28/09	at WSH	7/CQF	3-3	1-2	L
2011 PLAYOFFS					
4/23/11	at WSH	5/CQF	1-3	1-3	L

QR: Qualifying Round; P: Preliminary Round; Q: Quarterfinals; FR: First Round; SR: Second Round; DSF: Division Semifinals; DF: Division Finals; CQF: Conference Quarterfinals; CSF: Conference Semifinals; CF: Conference Finals; S: Semifinals; F: Finals

*Note - Game 2 of a total-goals series is considered an elimination game and a winner-take-all game*

*\* the score of Game 1 (and entering Game 2) of a two-game total-goals series*

*^ Game 2 of a two-game total-goals series began with the score tied following Game 1*

## ALL-TIME PLAYOFF GAMES WHEN FACING ELIMINATION

DATE	OPPONENT	GAME/SERIES	SERIES RECORD	SCORE	RESULT
2012 PLAYOFFS					
4/23/12	at OTT	6/CQF	2-3	3-2	W
4/26/12	OTT	7/CQF	3-3	2-1	W
5/12/12	WSH	7/CSF	3-3	2-1	W
5/25/12	at NJD	6/CF	2-3	2-3 (OT)	L
2013 PLAYOFFS					
5/12/13	WSH	6/CQF	2-3	1-0	W
5/13/13	at WSH	7/CQF	3-3	5-0	W
5/23/13	BOS	4/CSF	0-3	4-3 (OT)	W
5/25/13	at BOS	5/CSF	1-3	1-3	L
2014 PLAYOFFS					
4/30/14	PHI	7/FR	3-3	2-1	W
5/9/14	at PIT	5/SR	1-3	5-1	W
5/11/14	PIT	6/SR	2-3	3-1	W
5/13/14	at PIT	7/SR	3-3	2-1	W
6/11/14	LAK	4/F	0-3	2-1	W
6/13/14	at LAK	5/F	1-3	2-3 (2OT)	L
2015 PLAYOFFS					
5/8/15	WSH	5/SR	1-3	2-1 (OT)	W
5/10/15	at WSH	6/SR	2-3	4-3	W
5/13/15	WSH	7/SR	3-3	2-1 (OT)	W
5/26/15	at TBL	6/CF	2-3	7-3	W
5/29/15	TBL	7/CF	3-3	0-2	L
2016 PLAYOFFS					
4/23/16	at PIT	5/FR	1-3	3-6	L
2017 PLAYOFFS					
5/9/17	OTT	6/SR	2-3	2-4	L
2020 PLAYOFFS					
8/4/20	CAR	3/QR	0-2	1-4	L
<i>Note - game was played in Toronto</i>					
2022 PLAYOFFS					
5/11/22	PIT	5/FR	1-3	5-3	W
5/13/22	at PIT	6/FR	2-3	5-3	W
5/15/22	PIT	7/FR	3-3	4-3	W
5/28/22	CAR	6/SR	2-3	5-2	W
5/30/22	at CAR	7/SR	3-3	6-2	W
6/11/22	at TBL	6/CF	2-3	1-2	L
2023 PLAYOFFS					
4/29/23	NJD	6/FR	2-3	5-2	W
5/1/23	at NJD	7/FR	3-4	0-4	L

QR: Qualifying Round; P: Preliminary Round; Q: Quarterfinals; FR: First Round; SR: Second Round; DSF: Division Semifinals; DF: Division Finals; CQF: Conference Quarterfinals; CSF: Conference Semifinals; CF: Conference Finals; S: Semifinals; F: Finals

*Note - Game 2 of a total-goals series is considered an elimination game and a winner-take-all game*

*\* the score of Game 1 (and entering Game 2) of a two-game total-goals series*

*^ Game 2 of a two-game total-goals series began with the score tied following Game 1*

## ALL-TIME PLAYOFF WINNER-TAKE-ALL GAMES

DATE	OPPONENT	GAME/SERIES	SCORE	RESULT
4/4/27	BOS	2/S^*	1-3	L
3/29/28	PIR	2/Q*	2-4	W
4/3/28	at BOS	2/S^*	4-1	W
4/14/28	at MMR	5/F	2-1	W
3/21/29	NYA	2/Q^*	1-0 (2OT)	W
3/23/30	SEN	2/Q^*	5-2	W
3/26/31	at MMR	2/Q*	3-0	W
3/31/31	CHI	2/S*	0-1	L
3/28/33	at MTL	2/Q*	3-3	W
4/2/33	at DET	2/S*	4-3	W
3/25/34	MMR	2/Q^*	1-2	L
3/26/35	at MTL	2/Q*	4-4	W
3/30/35	at MMR	2/S*	3-3	L
4/15/37	at DET	5/F	0-3	L
3/27/38	NYA	3/Q	2-3 (4OT)	L
4/2/39	at BOS	7/S	1-2 (3OT)	L
3/25/41	at DET	3/Q	2-3	L
4/23/50	at DET	7/F	3-4 (2OT)	L
5/2/71	at CHI	7/S	2-4	L
5/5/74	at PHI	7/S	3-4	L
4/11/75	NYI	3/P	3-4 (OT)	L
4/15/78	at BUF	3/P	1-4	L
4/10/84	at NYI	5/DSF	2-3 (OT)	L
4/15/86	at PHI	5/DSF	5-2	W
5/1/92	NJD	7/DSF	8-4	W
5/27/94	NJD	7/CF	2-1 (2OT)	W
6/14/94	VAN	7/F	3-2	W
4/28/09	at WSH	7/CQF	1-2	L
4/26/12	OTT	7/CQF	2-1	W
5/12/12	WSH	7/CSF	2-1	W
5/13/13	at WSH	7/CQF	5-0	W
4/30/14	PHI	7/FR	2-1	W
5/13/14	at PIT	7/SR	2-1	W
5/13/15	WSH	7/SR	2-1 (OT)	W
5/29/15	TBL	7/CF	0-2	L
5/15/22	PIT	7/FR	4-3 (OT)	W
5/30/22	at CAR	7/SR	6-2	W
5/1/23	at NJD	7/FR	0-4	L

QR: Qualifying Round; P: Preliminary Round; Q: Quarterfinals; FR: First Round; SR: Second Round; DSF: Division Semifinals; DF: Division Finals; CQF: Conference Quarterfinals; CSF: Conference Semifinals; CF: Conference Finals; S: Semifinals; F: Finals

\* Game 2 of a two-game, total-goals series

^ Game 2 of a two-game total-goals series began with the score tied following Game 1

Note - For total-goals series, the "result" refers to the series result and whether the Rangers advanced to the next round rather than the result of Game 2

## ALL-TIME GAME 7 CONTESTS

DATE	OPPONENT	SERIES	RESULT / SCORE	GAME-WINNING GOAL SCORER
4/2/39	at BOS	Semifinals	L / 1-2 (3OT)	Mel Hill
4/23/50	at DET	Stanley Cup Finals	L / 3-4 (2OT)	Pete Babando
5/27/71	at CHI	Semifinals	L / 2-4	Bobby Hull
5/5/74	at PHI	Semifinals	L / 3-4	Gary Dornhoefer
5/1/92	NJD	Division Semifinals	W / 8-4	Adam Graves
5/27/94	NJD	Conference Finals	W / 2-1 (2OT)	Stephane Matteau
6/14/94	VAN	Stanley Cup Finals	W / 3-2	Mark Messier
4/28/09	at WSH	Conference Quarterfinals	L / 1-2	Sergei Fedorov
4/26/12	OTT	Conference Quarterfinals	W / 2-1	Dan Girardi
5/12/12	WSH	Conference Semifinals	W / 2-1	Michael Del Zotto
5/13/13	at WSH	Conference Quarterfinals	W / 5-0	Arron Asham
4/30/14	PHI	First Round	W / 2-1	Benoit Pouliot
5/13/14	at PIT	Second Round	W / 2-1	Brad Richards
5/13/15	WSH	Second Round	W / 2-1 (OT)	Derek Stepan
5/29/15	TBL	Conference Finals	L / 0-2	Alex Killorn
5/15/22	PIT	First Round	W / 4-3 (OT)	Artemi Panarin
5/30/22	at CAR	Second Round	W / 6-2	Ryan Strome
5/1/23	at NJD	First Round	L / 0-4	Michael McLeod

## ALL-TIME OVERTIME WINS WHEN FACING ELIMINATION

DATE	OPPONENT	GAME/SERIES	SERIES RECORD	SCORE	OT GOAL SCORER
3/21/29	NYA	2/Q*	0-0**	1-0 (2OT)	Butch Keeling
3/30/39	at BOS	5/S	1-3	2-1 (OT)	Clint Smith
4/29/71	CHI	6/S	2-3	3-2 (3OT)	Pete Stelmowski
4/13/78	BUF	2/P	0-1	4-3 (OT)	Don Murdoch
5/27/94	NJD	7/CF	3-3	2-1 (2OT)	Stephane Matteau
5/23/13	BOS	4/CSF	0-3	4-3 (OT)	Chris Kreider
5/8/15	WSH	5/SR	1-3	2-1 (OT)	Ryan McDonagh
5/13/15	WSH	7/SR	3-3	2-1 (OT)	Derek Stepan
5/15/22	PIT	7/FR	3-3	4-3 (OT)	Artemi Panarin

QR: Qualifying Round; P: Preliminary Round; Q: Quarterfinals; FR: First Round; SR: Second Round; DSF: Division Semifinals; DF: Division Finals; CQF: Conference Quarterfinals; CSF: Conference Semifinals; CF: Conference Finals; S: Semifinals; F: Finals

\* two-game, total-goals series

\*\* Game 1 of the series was tied 0-0

## ALL-TIME OVERTIME GOALS TO WIN A PLAYOFF SERIES

DATE	OPPONENT	GAME/SERIES	SERIES RECORD	SCORE	OT GOAL SCORER
3/21/29	NYA	2/Q*	0-0**	1-0 (2OT)	Butch Keeling
3/26/29	at TOR	2/S	1-0	2-1 (OT)	Frank Boucher
<b>4/13/33</b>	<b>at TOR</b>	<b>4/F</b>	<b>2-1</b>	<b>1-0 (OT)</b>	<b>Bill Cook</b>
3/25/37	TOR	2/Q	1-0	2-1 (OT)	Babe Pratt
<b>4/13/40</b>	<b>at TOR</b>	<b>6/F</b>	<b>3-2</b>	<b>3-2 (OT)</b>	<b>Bryan Hextall</b>
4/15/71	at TOR	6/Q	3-2	2-1 (OT)	Bob Nevin
4/12/79	at LAK	2/P	1-0	2-1 (OT)	Phil Esposito
5/27/94	NJD	7/CF	3-3	2-1 (2OT)	Stephane Matteau
4/25/97	at FLA	5/CQF	3-1	3-2 (OT)	Esa Tikkanen
5/11/97	at NJD	5/CSF	3-1	2-1 (OT)	Adam Graves
4/24/15	PIT	5/FR	3-1	2-1 (OT)	Carl Hagelin
5/13/15	WSH	7/SR	3-3	2-1 (OT)	Derek Stepan
5/15/22	PIT	7/FR	3-3	4-3 (OT)	Artemi Panarin

QR: Qualifying Round; P: Preliminary Round; Q: Quarterfinals; FR: First Round; SR: Second Round; DSF: Division Semifinals; DF: Division Finals; CQF: Conference Quarterfinals; CSF: Conference Semifinals; CF: Conference Finals; S: Semifinals; F: Finals

\* two-game, total-goals series

\*\* Game 1 of the series was tied 0-0

BOLD = GOAL WON STANLEY CUP

## RANGERS YEAR-BY-YEAR PLAYOFF SCORING

1926-27	GP	G	A	PTS	PIM
Bill Cook	2	1	0	1	10
Taffy Abel	2	0	1	1	8
Frank Boucher	2	0	0	0	4
Leo Bourgeault	2	0	0	0	4
Stan Brown	2	0	0	0	0
Lorne Chabot	2	0	0	0	0
Bun Cook	2	0	0	0	6
Ching Johnson	2	0	0	0	8
Reg Mackey	1	0	0	0	0
Murray Murdoch	2	0	0	0	0
Paul Thompson	2	0	0	0	0

1927-28	GP	G	A	PTS	PIM
Frank Boucher	9	7	3	10	2
Bill Cook	9	2	3	5	26
Bun Cook	9	2	1	3	10
Murray Murdoch	9	2	1	3	12
Ching Johnson	9	1	1	2	46
Taffy Abel	9	1	0	1	16
Alex Gray	9	1	0	1	0
Leo Bourgeault	9	0	0	0	8
Bill Boyd	9	0	0	0	0
Patsy Callighen	9	0	0	0	0
Lorne Chabot	6	0	0	0	0
Joe Miller	3	0	0	0	0
Lester Patrick	1	0	0	0	0
Paul Thompson	8	0	0	0	32

1928-29	GP	G	A	PTS	PIM
Butch Keeling	6	3	0	3	2
Paul Thompson	6	0	2	2	4
Frank Boucher	6	1	0	1	0
Bun Cook	6	1	0	1	12
Taffy Abel	6	0	0	0	8
Leo Bourgeault	6	0	0	0	0
Gerry Carson	5	0	0	0	0
Bill Cook	6	0	0	0	6
Ching Johnson	6	0	0	0	26
Murray Murdoch	6	0	0	0	2
Russell Oatman	4	0	0	0	0
John Ross Roach	6	0	0	0	0
Sparky Vail	6	0	0	0	2

1929-30	GP	G	A	PTS	PIM
Murray Murdoch	4	3	0	3	6
Butch Keeling	4	0	3	3	8
Bun Cook	4	2	0	2	2
Frank Boucher	3	1	1	2	0
Leo Bourgeault	3	1	1	2	6
Bill Cook	4	0	1	1	11
Leroy Gold-	4	0	0	0	2
Ching Johnson	4	0	0	0	14
Leo Quenneville	3	0	0	0	0
Bill Regan	4	0	0	0	0
Leo Reise	4	0	0	0	16
John Ross Roach	4	0	0	0	0
Ralph Taylor	4	0	0	0	10
Paul Thompson	4	0	0	0	2
Sparky Vail	4	0	0	0	0

1930-31	GP	G	A	PTS	PIM
Bill Cook	4	3	0	3	2
Paul Thompson	4	3	0	3	0
Butch Keeling	4	1	1	2	0
Frank Boucher	4	0	2	2	0
Murray Murdoch	4	0	2	2	0
Ching Johnson	4	1	0	1	10
Cecil Dillon	4	0	1	1	2
Bun Cook	4	0	0	0	11
Joe Jerwa	4	0	0	0	8
Bud Maracle	4	0	0	0	0
Frank Peters	4	0	0	0	2
Bill Regan	4	0	0	0	2
John Ross Roach	4	0	0	0	0

1931-32	GP	G	A	PTS	PIM
Frank Boucher	7	3	6	9	0
Bun Cook	7	6	2	8	12
Bill Cook	7	3	3	6	2
Ott Heller	7	3	1	4	8
Cecil Dillon	7	2	1	3	4
Butch Keeling	7	2	1	3	12
Earl Seibert	7	1	2	3	14
Ching Johnson	7	2	0	2	24
Murray Murdoch	7	0	2	2	2

1931-32 (CONT'D)	GP	G	A	PTS	PIM
Doug Brennan	7	1	0	1	10
Art Somers	7	0	1	1	8
Vic Desjardins	7	0	0	0	0
Dutch Gainer	7	0	0	0	2
Hib Milks	7	0	0	0	0
John Ross Roach	7	0	0	0	0

1932-33	GP	G	A	PTS	PIM
Cecil Dillon	8	8	2	10	6
Murray Murdoch	8	2	4	6	2
Bill Cook	8	3	2	5	4
Art Somers	8	1	4	5	8
Frank Boucher	8	2	2	4	6
Ott Heller	8	3	0	3	10
Butch Keeling	8	1	2	3	8
Bun Cook	8	2	0	2	4
Oscar Amund-	8	0	2	2	4
Ching Johnson	8	1	0	1	12
Earl Seibert	8	1	0	1	16
Babe Siebert	8	1	0	1	12
Andy Aitkenhead	8	0	0	0	0
Doug Brennan	8	0	0	0	11
Gord Pettinger	8	0	0	0	0

1933-34	GP	G	A	PTS	PIM
Vic Ripley	2	1	0	1	4
Cecil Dillon	2	0	1	1	2
Andy Aitkenhead	2	0	0	0	0
Frank Boucher	2	0	0	0	0
Doug Brennan	1	0	0	0	0
Bill Cook	2	0	0	0	2
Bun Cook	2	0	0	0	2
Danny Cox	2	0	0	0	0
Duke Dukowski	2	0	0	0	0
Ott Heller	2	0	0	0	0
Ching Johnson	2	0	0	0	4
Butch Keeling	2	0	0	0	0
Murray Murdoch	2	0	0	0	0
Earl Seibert	2	0	0	0	4
Art Somers	2	0	0	0	0

1934-35	GP	G	A	PTS	PIM
Lynn Patrick	4	2	2	4	0
Cecil Dillon	4	2	1	3	0
Butch Keeling	4	2	1	3	0
Bill Cook	4	1	2	3	7
Frank Boucher	4	0	3	3	0
Bun Cook	4	2	0	2	0
Murray Murdoch	4	0	2	2	4
Bert Connelly	4	1	0	1	0
Ott Heller	4	0	1	1	4
Charlie Mason	4	0	1	1	0
Ching Johnson	3	0	0	0	2
Dave Kerr	4	0	0	0	0
Bill MacKenzie	3	0	0	0	0
Earl Seibert	4	0	0	0	6
Art Somers	2	0	0	0	2
Harold Starr	4	0	0	0	2

1936-37	GP	G	A	PTS	PIM
Neil Colville	9	3	3	6	0
Butch Keeling	9	3	2	5	2
Frank Boucher	9	2	3	5	0
Alex Shibicky	9	1	4	5	0
Babe Pratt	9	3	1	4	11
Lynn Patrick	9	3	0	3	2
Mac Colville	9	1	2	3	2
Art Coulter	9	0	3	3	15
Cecil Dillon	9	0	3	3	0
Joe Cooper	9	1	1	2	12
Murray Murdoch	9	1	1	2	0
Phil Watson	9	0	2	2	9
Ching Johnson	9	0	1	1	4
Ott Heller	9	0	0	0	11
Dave Kerr	9	0	0	0	0

1937-38	GP	G	A	PTS	PIM
Bryan Hextall	3	2	0	2	2
Alex Shibicky	3	2	0	2	2
Clint Smith	3	2	0	2	0
Mac Colville	3	0	2	2	0
Phil Watson	3	0	2	2	0
Cecil Dillon	3	1	0	1	0
Neil Colville	2	0	1	1	0
Ott Heller	3	0	1	1	2

## RANGERS YEAR-BY-YEAR PLAYOFF SCORING

1937-38 (CONT'D)	GP	G	A	PTS	PIM
Butch Keeling	3	0	1	1	2
Lynn Patrick	3	0	1	1	0
Joe Cooper	3	0	0	0	4
Dutch Hillier	1	0	0	0	0
Dave Kerr	3	0	0	0	0
Larry Molyneaux	3	0	0	0	8
Muzz Patrick	3	0	0	0	4
Babe Pratt	2	0	0	0	2

1938-39	GP	G	A	PTS	PIM
Alex Shibicky	7	3	1	4	2
Mac Colville	7	1	2	3	4
Babe Pratt	7	1	2	3	11
Clint Smith	7	1	2	3	0
Bill Carse	6	1	1	2	0
Art Coulter	7	1	1	2	6
Lynn Patrick	7	1	1	2	0
Phil Watson	7	1	1	2	7
Neil Colville	7	0	2	2	2
Dutch Hillier	7	1	0	1	7
Muzz Patrick	7	1	0	1	17
Ott Heller	7	0	1	1	10
Bryan Hextall	7	0	1	1	4
George Allen	7	0	0	0	4
Cecil Dillon	1	0	0	0	0
Bert Gardiner	6	0	0	0	0
Dave Kerr	1	0	0	0	0
Larry Molyneaux	7	0	0	0	0

1939-40	GP	G	A	PTS	PIM
Phil Watson	12	3	6	9	16
Neil Colville	12	2	7	9	18
Bryan Hextall	12	4	3	7	11
Alex Shibicky	11	2	5	7	4
Dutch Hillier	12	2	4	6	0
Mac Colville	12	3	2	5	6
Alf Pike	12	3	1	4	6
Babe Pratt	12	3	1	4	18
Lynn Patrick	12	2	2	4	18
Clint Smith	11	1	3	4	2
Muzz Patrick	12	3	0	3	13
Ott Heller	12	0	3	3	12
Kilby MacDonald	12	0	2	2	4
Art Coulter	12	1	0	1	21
Dave Kerr	12	0	0	0	0
Stan Smith	1	0	0	0	0

1940-41	GP	G	A	PTS	PIM
Mac Colville	3	1	1	2	2
Neil Colville	3	1	1	2	0
Babe Pratt	3	1	1	2	6
Phil Watson	3	0	2	2	9
Kilby MacDonald	3	1	0	1	0
Lynn Patrick	3	1	0	1	14
Alex Shibicky	3	1	0	1	2
Ott Heller	3	0	1	1	4
Bryan Hextall	3	0	1	1	0
Alf Pike	3	0	1	1	2
Art Coulter	3	0	0	0	14
Dutch Hillier	3	0	0	0	0
Dave Kerr	3	0	0	0	0
Muzz Patrick	3	0	0	0	2
Clint Smith	3	0	0	0	0

1941-42	GP	G	A	PTS	PIM
Alex Shibicky	6	3	2	5	2
Phil Watson	6	1	4	5	8
Neil Colville	6	0	5	5	6
Mac Colville	6	3	1	4	0
Babe Pratt	6	1	3	4	24
Bryan Hextall	6	1	1	2	4
Alan Kuntz	6	1	0	1	2
Lynn Patrick	6	1	0	1	0
Alf Pike	6	1	0	1	4
Art Coulter	6	0	1	1	4
Bill Juzda	6	0	1	1	4
Grant Warwick	6	0	1	1	2
Ott Heller	6	0	0	0	0
Jim Henry	6	0	0	0	0
Hub Macey	1	0	0	0	0
Clint Smith	5	0	0	0	0

1947-48	GP	G	A	PTS	PIM
Tony Leswick	6	3	2	5	18
Phil Watson	5	2	3	5	2

1947-48 (CONT'D)	GP	G	A	PTS	PIM
Edgar Laprade	6	1	4	5	0
Buddy O'Connor	6	1	4	5	0
Bryan Hextall	6	1	3	4	0
Don Raleigh	6	2	0	2	2
Neil Colville	6	1	0	1	6
Eddie Kullman	6	1	0	1	2
Dunc Fisher	1	0	1	1	0
Nick Mickoski	2	0	1	1	0
Fred Shero	6	0	1	1	6
Buck Davies	1	0	0	0	0
Frank Eddolls	2	0	0	0	0
Cal Gardiner	5	0	0	0	0
Bill Juzda	6	0	0	0	9
Jean-Paul Lamirande	6	0	0	0	4
Jack Lancien	2	0	0	0	2
Bill Moe	1	0	0	0	0
Chuck Rayner	6	0	0	0	0
Ed Slowinski	4	0	0	0	0
Rene Trudell	5	0	0	0	2

1949-50	GP	G	A	PTS	PIM
Pentti Lund	12	6	5	11	0
Don Raleigh	12	4	5	9	4
Edgar Laprade	12	3	5	8	4
Ed Slowinski	12	2	6	8	6
Allan Stanley	12	2	5	7	10
Buddy O'Connor	12	4	2	6	4
Dunc Fisher	12	3	3	6	14
Tony Leswick	12	2	4	6	12
Nick Mickoski	12	1	5	6	2
Pat Egan	12	3	1	4	6
Gus Kyle	12	1	2	3	30
Alex Kaleta	10	0	3	3	0
Jack Gordon	9	1	1	2	7
Frank Eddolls	11	0	1	1	4
Jack Lancien	5	0	1	1	0
Fred Shero	7	0	1	1	2
Jean-Paul Lamirande	2	0	0	0	0
Jackie McLeod	7	0	0	0	0
Chuck Rayner	12	0	0	0	0
Don Smith	1	0	0	0	0

1955-56	GP	G	A	PTS	PIM
Bill Gadsby	5	1	3	4	4
Jean-Guy Gendron	5	2	1	3	2
Andy Bathgate	5	1	2	3	2
Bronco Horvath	5	1	2	3	4
Danny Lewicki	5	0	3	3	0
Jack Evans	5	1	0	1	18
Andy Heberton	5	1	0	1	2
Wally Hergesheimer	5	1	0	1	0
Dean Prentice	5	1	0	1	2
Harry Howell	5	0	1	1	4
Ron Murphy	5	0	1	1	2
Larry Popein	5	0	1	1	2
Gordie Bell	2	0	0	0	0
Pete Conacher	5	0	0	0	0
Dave Creighton	5	0	0	0	4
Lou Fontinato	4	0	0	0	6
Ivan Irwin	5	0	0	0	8
Gump Worsley	3	0	0	0	2

1956-57	GP	G	A	PTS	PIM
Camille Henry	5	2	3	5	0
Dave Creighton	5	2	2	4	2
Bill Gadsby	5	1	2	3	2
Red Sullivan	5	1	2	3	4
Larry Popein	4	0	3	3	0
Andy Bathgate	5	2	0	2	7
Andy Heberton	5	2	0	2	2
Parker MacDonald	1	1	1	2	0
Dean Prentice	5	0	2	2	4
Harry Howell	5	1	0	1	6
Jack Evans	5	0	1	1	4
Jean-Guy Gendron	5	0	1	1	6
Danny Lewicki	5	0	1	1	2
Larry Cahan	3	0	0	0	2
Gerry Foley	3	0	0	0	0
Lou Fontinato	5	0	0	0	7
Ron Murphy	5	0	0	0	0
Gump Worsley	5	0	0	0	0

1957-58	GP	G	A	PTS	PIM
Andy Bathgate	6	5	3	8	6
Dave Creighton	6	3	3	6	2

## RANGERS YEAR-BY-YEAR PLAYOFF SCORING

1957-58 (CONT'D)	GP	G	A	PTS	PIM
Andy Hebenton	6	2	3	5	4
Camille Henry	6	1	4	5	5
Dean Prentice	6	1	3	4	4
Parker MacDonald	6	1	2	3	2
Bill Gadsby	6	0	3	3	4
Hank Ciesla	6	0	2	2	0
Jean-Guy Gendron	6	1	0	1	11
Harry Howell	6	1	0	1	8
Larry Popein	6	1	0	1	4
Gerry Foley	6	0	1	1	2
Lou Fontinato	6	0	1	1	6
Larry Cahan	5	0	0	0	4
Jack Evans	6	0	0	0	17
Danny Lewicki	6	0	0	0	6
Red Sullivan	1	0	0	0	0
Gump Worsley	6	0	0	0	0

1961-62	GP	G	A	PTS	PIM
Earl Ingarfield	6	3	2	5	2
Dave Balon	6	2	3	5	2
Rod Gilbert	4	2	3	5	4
Jean-Guy Gendron	6	3	1	4	2
Johnny Wilson	6	2	2	4	4
Andy Bathgate	6	1	2	3	4
Andy Hebenton	6	1	2	3	0
Dean Prentice	3	0	2	2	0
Ken Schinkel	2	1	0	1	0
Ted Hampson	6	0	1	1	0
Doug Harvey	6	0	1	1	2
Harry Howell	6	0	1	1	8
Albert Langlois	6	0	1	1	2
Larry Cahan	6	0	0	0	10
Vic Hadfield	4	0	0	0	2
Pat Hannigan	4	0	0	0	2
Camille Henry	5	0	0	0	0
Irv Spencer	1	0	0	0	2
Gump Worsley	6	0	0	0	0

1966-67	GP	G	A	PTS	PIM
Rod Gilbert	4	2	2	4	6
Bob Nevin	4	0	3	3	2
Bernie Geoffrion	4	2	0	2	0
Reggie Fleming	4	0	2	2	11
Orland Kurtenbach	3	0	2	2	0
Phil Goyette	4	1	0	1	0
Vic Hadfield	4	1	0	1	17
Earl Ingarfield	4	1	0	1	2
Jim Neilson	4	1	0	1	0
Red Berenson	4	0	1	1	2
Don Marshall	4	0	1	1	2
Ken Schinkel	4	0	1	1	0
Arnie Brown	4	0	0	0	6
Ed Giacomin	4	0	0	0	0
Wayne Hillman	4	0	0	0	2
Harry Howell	4	0	0	0	4
Al MacNeil	4	0	0	0	2
Jean Ratelle	4	0	0	0	0

1967-68	GP	G	A	PTS	PIM
Rod Gilbert	6	5	0	5	4
Jean Ratelle	6	0	4	4	2
Don Marshall	6	2	1	3	0
Vic Hadfield	6	1	2	3	6
Bob Nevin	6	0	3	3	4
Rod Seiling	6	1	1	2	4
Ron Stewart	6	1	1	2	2
Reggie Fleming	6	0	2	2	4
Jim Neilson	6	0	2	2	4
Harry Howell	6	1	0	1	0
Orland Kurtenbach	6	1	0	1	26
Arnie Brown	6	0	1	1	8
Bernie Geoffrion	1	0	1	1	0
Phil Goyette	6	0	1	1	4
Ed Giacomin	6	0	0	0	0
Camille Henry	6	0	0	0	0
Dennis Hextall	2	0	0	0	0
Wayne Hillman	2	0	0	0	0
Larry Jeffrey	3	0	0	0	0

1968-69	GP	G	A	PTS	PIM
Vic Hadfield	4	2	1	3	2
Jim Neilson	4	0	3	3	5
Bob Nevin	4	0	2	2	0
Brad Park	4	0	2	2	7
Dave Balon	4	1	0	1	0
Rod Gilbert	4	1	0	1	2

1968-69 (CONT'D)	GP	G	A	PTS	PIM
Don Marshall	4	1	0	1	0
Jean Ratelle	4	1	0	1	0
Rod Seiling	4	1	0	1	2
Arnie Brown	4	0	1	1	0
Ron Stewart	4	0	1	1	0
Walt Tkaczuk	4	0	1	1	6
Reggie Fleming	3	0	0	0	7
Ed Giacomin	3	0	0	0	5
Phil Goyette	3	0	0	0	0
Al Hamilton	1	0	0	0	0
Harry Howell	2	0	0	0	0
Larry Jeffrey	4	0	0	0	2
Gilles Villemure	1	0	0	0	0

1969-70	GP	G	A	PTS	PIM
Rod Gilbert	6	4	5	9	0
Jack Egers	5	3	1	4	10
Jean Ratelle	6	1	3	4	0
Arnie Brown	4	0	4	4	9
Walt Tkaczuk	6	2	1	3	17
Ted Irvine	6	1	2	3	8
Orland Kurtenbach	6	1	2	3	24
Brad Park	5	1	2	3	11
Dave Balon	6	1	1	2	32
Tim Horton	6	1	1	2	28
Bob Nevin	6	1	1	2	2
Bill Fairbairn	6	0	1	1	10
Don Luce	5	0	1	1	4
Jim Neilson	6	0	1	1	8
Don Blackburn	1	0	0	0	0
Ab DeMarco Jr.	5	0	0	0	2
Ed Giacomin	5	0	0	0	0
Al Hamilton	5	0	0	0	2
Don Marshall	1	0	0	0	0
Terry Sawchuk	3	0	0	0	0
Rod Seiling	2	0	0	0	0
Ron Stewart	6	0	0	0	2

1970-71	GP	G	A	PTS	PIM
Vic Hadfield	13	8	5	13	46
Jean Ratelle	13	2	9	11	8
Rod Gilbert	13	4	6	10	8
Bob Nevin	13	5	3	8	0
Walt Tkaczuk	13	1	5	6	14
Dave Balon	13	3	2	5	4
Pete Stelmowski	13	3	2	5	6
Tim Horton	13	1	4	5	14
Bruce MacGregor	13	0	4	4	2
Brad Park	13	0	4	4	42
Ted Irvine	12	1	2	3	28
Jim Neilson	13	0	3	3	30
Rod Seiling	13	1	0	1	12
Ron Stewart	13	1	0	1	0
Larry Brown	11	0	1	1	0
Dale Rolfe	13	0	1	1	14
Glen Sather	13	0	1	1	18
Jack Egers	3	0	0	0	2
Bill Fairbairn	3	0	0	0	0
Ed Giacomin	12	0	0	0	2
Gilles Villemure	2	0	0	0	0

1971-72	GP	G	A	PTS	PIM
Bobby Rousseau	16	6	11	17	7
Vic Hadfield	16	7	9	16	22
Rod Gilbert	16	7	8	15	11
Bill Fairbairn	16	5	7	12	11
Pete Stelmowski	16	4	8	12	18
Brad Park	16	4	7	11	21
Walt Tkaczuk	16	4	6	10	35
Ted Irvine	16	4	5	9	19
Bruce MacGregor	16	2	6	8	4
Dale Rolfe	16	4	3	7	16
Rod Seiling	16	1	4	5	10
Gene Carr	16	1	3	4	21
Phil Goyette	13	1	3	4	2
Ron Stewart	8	2	1	3	0
Jim Neilson	10	0	3	3	8
Ab DeMarco Jr.	4	0	1	1	0
Jean Ratelle	6	0	1	1	0
Glen Sather	16	0	1	1	22
Steve Andrascik	1	0	0	0	0
Gary Doak	12	0	0	0	46
Jim Dorey	1	0	0	0	0
Ed Giacomin	10	0	0	0	2
Gilles Villemure	6	0	0	0	0



## RANGERS YEAR-BY-YEAR PLAYOFF SCORING

1972-73	GP	G	A	PTS	PIM
Walt Tkaczuk	10	7	2	9	8
Steve Vickers	10	5	4	9	4
Jean Ratelle	10	2	7	9	0
Bill Fairbairn	10	1	8	9	2
Brad Park	10	2	5	7	8
Rod Gilbert	10	5	1	6	2
Pete Stelmowski	10	4	2	6	6
Bobby Rousseau	10	2	3	5	4
Dale Rolfe	8	0	5	5	6
Vic Hadfield	9	2	2	4	11
Bruce MacGregor	10	2	2	4	2
Ted Irvine	10	1	3	4	20
Jim Neilson	10	0	4	4	2
Ron Harris	10	0	3	3	2
Gene Carr	1	0	1	1	0
Bert Marshall	6	0	1	1	8
Ed Giacomin	10	0	0	0	4
Sheldon Kan-	1	0	0	0	2
Mike Murphy	10	0	0	0	0
Glen Sather	9	0	0	0	7
Gilles Villemure	2	0	0	0	0

1973-74	GP	G	A	PTS	PIM
Pete Stelmowski	13	6	6	12	35
Brad Park	13	4	8	12	38
Dale Rolfe	13	1	8	9	23
Bobby Rousseau	12	1	8	9	4
Bruce MacGregor	13	6	2	8	2
Steve Vickers	13	4	4	8	17
Bill Fairbairn	13	3	5	8	6
Rod Gilbert	13	3	5	8	4
Ted Irvine	13	3	5	8	16
Jean Ratelle	13	2	4	6	0
Walt Tkaczuk	13	0	5	5	22
Ron Harris	11	3	0	3	14
Jerry Butler	12	0	2	2	25
Rod Seiling	13	0	2	2	19
Jack Egers	8	1	0	1	4
Vic Hadfield	6	1	0	1	0
Gilles Marotte	12	0	1	1	6
Jim Neilson	12	0	1	1	4
Ed Giacomin	13	0	0	0	6

1974-75	GP	G	A	PTS	PIM
Steve Vickers	3	2	4	6	6
Jean Ratelle	3	1	5	6	2
Brad Park	3	1	4	5	2
Bill Fairbairn	3	4	0	4	13
Rod Gilbert	3	1	3	4	2
Walt Tkaczuk	3	1	2	3	5
Jerry Butler	3	1	0	1	16
Ron Harris	3	1	0	1	9
Pete Stelmowski	3	1	0	1	10
Nick Beverley	3	0	1	1	0
Ron Greschner	3	0	1	1	2
Ted Irvine	3	0	1	1	11
Gilles Marotte	3	0	1	1	4
John Bednarski	1	0	0	0	17
Ed Giacomin	2	0	0	0	4
Rick Middleton	3	0	0	0	2
Greg Polis	3	0	0	0	6
Derek Sanderson	3	0	0	0	0
Gilles Villemure	2	0	0	0	0

1977-78	GP	G	A	PTS	PIM
Don Murdoch	3	1	3	4	4
Steve Vickers	3	2	1	3	0
Pat Hickey	3	2	0	2	0
Ron Duguay	3	1	1	2	2
Walt Tkaczuk	3	0	2	2	0
Carol Vadnais	3	0	2	2	16
Wayne Dillon	3	0	1	1	0
Phil Esposito	3	0	1	1	5
Dallas Smith	1	0	1	1	0
Don Awrey	3	0	0	0	6
Lucien DeBlois	3	0	0	0	2
Dave Farrish	3	0	0	0	0
Nick Fotiu	3	0	0	0	5
Ron Greschner	3	0	0	0	2
Mark Heaslip	3	0	0	0	0
Dave Maloney	3	0	0	0	11
Mario Marois	1	0	0	0	5
Dan Newman	3	0	0	0	4
John Davidson	2	0	0	0	0
Wayne Thomas	1	0	0	0	0

1978-79	GP	G	A	PTS	PIM
Phil Esposito	18	8	12	20	20
Don Maloney	18	7	13	20	19
Mike McEwen	18	2	11	13	8
Ron Greschner	18	7	5	12	16
Don Murdoch	18	7	5	12	12
Walt Tkaczuk	18	4	7	11	10
Carol Vadnais	18	2	9	11	13
Ron Duguay	18	5	4	9	11
Anders Hedberg	18	4	5	9	12
Steve Vickers	18	5	3	8	13
Pat Hickey	18	1	7	8	6
Bobby Sheehan	15	4	3	7	8
Dave Maloney	17	3	4	7	45
Mario Marois	18	0	6	6	29
Pierre Plante	18	0	6	6	20
Eddie Johnstone	17	5	0	5	10
Lucien DeBlois	9	2	0	2	4
Dave Farrish	7	0	2	2	14
John Davidson	18	0	0	0	6
Nick Fotiu	4	0	0	0	6
Ulf Nilsson	2	0	0	0	2

1979-80	GP	G	A	PTS	PIM
Ron Duguay	9	5	2	7	11
Phil Esposito	9	3	3	6	8
Ron Greschner	9	0	6	6	10
Ulf Nilsson	9	0	6	6	2
Anders Hedberg	9	3	2	5	7
Barry Beck	9	1	4	5	6
Steve Vickers	9	2	2	4	4
Don Maloney	9	0	4	4	10
Dave Maloney	8	2	1	3	8
Dean Talafous	5	1	2	3	9
Carol Vadnais	9	1	2	3	6
Mario Marois	9	0	2	2	8
Ed Hospodar	7	1	0	1	42
Ray Markham	7	1	0	1	24
Warren Miller	6	1	0	1	0
Pat Conacher	3	0	1	1	2
Eddie Johnstone	9	0	1	1	25
Walt Tkaczuk	7	0	1	1	2
Tim Bothwell	9	0	0	0	8
Cam Connor	2	0	0	0	2
John Davidson	9	0	0	0	0

1980-81	GP	G	A	PTS	PIM
Ron Duguay	14	8	9	17	16
Anders Hedberg	14	8	8	16	6
Ulf Nilsson	14	8	8	16	23
Barry Beck	14	5	8	13	32
Ron Greschner	14	4	8	12	17
Steve Vickers	12	4	7	11	14
Lance Nethery	14	5	3	8	9
Dean Talafous	14	3	5	8	2
Peter Wallin	14	2	6	8	6
Jere Gillis	14	2	5	7	9
Don Maloney	13	1	6	7	13
Tom Laidlaw	14	1	4	5	18
Mike Allison	14	3	1	4	20
Eddie Johnstone	8	2	2	4	4
Carol Vadnais	14	1	3	4	26
Chris Kotsopoulos	14	0	3	3	63
Ed Hospodar	12	2	0	2	93
Dave Maloney	2	0	2	2	9
Doug Sulliman	3	1	0	1	0
John Hughes	3	0	1	0	6
Steve Baker	14	0	0	0	4
Gary Burns	1	0	0	0	2
Nick Fotiu	2	0	0	0	4
Steve Weeks	1	0	0	0	0

1981-82	GP	G	A	PTS	PIM
Robbie Ftorek	10	7	4	11	11
Don Maloney	10	5	5	10	10
Reijo Ruotsalainen	10	4	5	9	2
Eddie Johnstone	10	2	6	8	25
Rob McClanahan	10	2	5	7	2
Mikko Leinonen	7	1	6	7	20
Mike Rogers	9	1	6	7	2
Ron Duguay	10	5	1	6	31
Dave Silk	9	2	4	6	4
Barry Beck	10	1	5	6	14
Mark Pavelich	6	1	5	6	0
Dave Maloney	10	1	4	5	6
Cam Connor	10	4	0	4	16

## RANGERS YEAR-BY-YEAR PLAYOFF SCORING

1981-82 (CONT'D)	GP	G	A	PTS	PIM
Mike Allison	10	1	3	4	18
Tom Laidlaw	10	0	3	3	14
Andre Dore	10	1	1	2	16
Nick Fotiu	10	0	2	2	6
Carol Vadnais	10	1	0	1	4
Mike Backman	1	0	0	0	2
Gary Burns	4	0	0	0	4
John Davidson	1	0	0	0	0
Claude Larose	2	0	0	0	0
Eddie Mio	8	0	0	0	0
Steve Weeks	4	0	0	0	5
Tom Younghans	2	0	0	0	0

1982-83	GP	G	A	PTS	PIM
Anders Hedberg	9	4	8	12	4
Mark Pavelich	9	4	5	9	12
Rob McClanahan	9	2	5	7	12
Dave Maloney	7	1	6	7	10
Reijo Ruotsalainen	9	4	2	6	6
George McPhee	9	3	3	6	6
Barry Beck	9	2	4	6	8
Eddie Johnstone	9	4	1	5	19
Mike Allison	8	0	5	5	10
Mike Backman	9	2	2	4	0
Ron Duguay	9	2	2	4	28
Ron Greschner	8	2	2	4	12
Mikko Leinonen	7	1	3	4	4
Tom Laidlaw	9	1	1	2	10
Rick Chartraw	9	0	2	2	6
Scot Kleinendorst	6	0	2	2	2
Robbie Ftorek	4	1	0	1	0
Nick Fotiu	5	0	1	1	6
Don Maloney	5	0	1	1	0
Kent-Erik Andersson	9	0	0	0	0
Bill Baker	2	0	0	0	0
Pat Conacher	1	0	0	0	0
Glen Hanlon	1	0	0	0	12
Eddie Mio	8	0	0	0	0
Mike Rogers	1	0	0	0	0

1983-84	GP	G	A	PTS	PIM
Mark Pavelich	5	2	4	6	0
Don Maloney	5	1	4	5	0
Pierre Larouche	5	3	1	4	2
Peter Sundstrom	5	1	3	4	0
James Patrick	5	0	3	3	2
Jan Erixon	5	2	0	2	6
Willie Huber	4	1	1	2	9
Reijo Ruotsalainen	5	1	1	2	2
Mikko Leinonen	5	0	2	2	4
Barry Beck	4	1	0	1	6
Ron Greschner	2	1	0	1	2
Anders Hedberg	5	1	0	1	0
Mike Allison	5	0	1	1	6
Kent-Erik Andersson	5	0	1	1	0
Mark Osborne	5	0	1	1	7
Larry Patey	4	0	1	1	6
Bob Brooke	5	0	0	0	7
Glen Hanlon	5	0	0	0	6
Tom Laidlaw	5	0	0	0	8
Dave Maloney	1	0	0	0	2
Steve Richmond	4	0	0	0	12
Mike Rogers	1	0	0	0	0
John Vanbiesbrouck	1	0	0	0	0

1984-85	GP	G	A	PTS	PIM
Don Maloney	3	4	0	4	2
Mike Rogers	3	0	4	4	4
Anders Hedberg	3	2	1	3	2
Ron Greschner	2	0	3	3	12
Mark Pavelich	3	0	3	3	2
Reijo Ruotsalainen	3	2	0	2	6
Tom Laidlaw	3	0	2	2	4
Grant Ledyard	3	0	2	2	4
Tomas Sandstrom	3	0	2	2	0
Willie Huber	2	1	0	1	2
George McPhee	3	1	0	1	7
Barry Beck	3	0	1	1	11
Bob Brooke	3	0	0	0	8
Jan Erixon	2	0	0	0	2
Glen Hanlon	3	0	0	0	0
Kelly Miller	3	0	0	0	2
Mark Osborne	3	0	0	0	4
Larry Patey	1	0	0	0	0
James Patrick	3	0	0	0	4
Steve Patrick	1	0	0	0	0

1984-85 (CONT'D)	GP	G	A	PTS	PIM
Peter Sundstrom	3	0	0	0	0
John Vanbiesbrouck	1	0	0	0	0
Jim Wiemer	1	0	0	0	0

1985-86	GP	G	A	PTS	PIM
Pierre Larouche	16	8	9	17	0
Bob Brooke	16	6	9	15	28
Mike Ridley	16	6	8	14	26
Wilf Paiement	16	5	5	10	45
Tomas Sandstrom	16	4	6	10	22
Reijo Ruotsalainen	16	0	8	8	6
Kelly Miller	16	3	4	7	4
Brian MacLellan	16	2	4	6	15
James Patrick	16	1	5	6	34
Willie Huber	16	3	2	5	16
Mark Osborne	15	2	3	5	26
Ron Greschner	5	3	1	4	11
Don Maloney	16	2	1	3	31
Larry Melnyk	16	1	2	3	46
Mike Allison	16	0	2	2	38
Tom Laidlaw	7	0	2	2	12
John Vanbiesbrouck	16	0	2	2	2
Jim Wiemer	8	1	0	1	6
Bob Crawford	7	0	1	1	8
Jan Erixon	12	0	1	1	2
Kjell Samuelsson	9	0	1	1	8
Glen Hanlon	3	0	0	0	0
Raimo Helminen	2	0	0	0	0
George McPhee	11	0	0	0	32
Peter Sundstrom	1	0	0	0	2
Rob Whistle	3	0	0	0	2

1986-87	GP	G	A	PTS	PIM
Pierre Larouche	6	3	2	5	4
Ron Greschner	6	0	5	5	0
Don Maloney	6	2	1	3	6
James Patrick	6	1	2	3	2
Tomas Sandstrom	6	1	2	3	20
Ron Duguay	6	2	0	2	4
Marcel Dionne	6	1	1	2	2
Jeff Jackson	6	1	1	2	16
Willie Huber	6	0	2	2	6
Jan Erixon	6	1	0	1	0
George McPhee	6	1	0	1	28
Kelly Kisio	4	0	1	1	2
Pat Price	6	0	1	1	27
Terry Carkner	1	0	0	0	0
Jay Caufield	3	0	0	0	12
Lucien DeBlois	2	0	0	0	2
Bob Froese	4	0	0	0	7
Curt Giles	5	0	0	0	6
Stu Kulak	3	0	0	0	2
Tony McKegney	6	0	0	0	12
Larry Melnyk	6	0	0	0	4
Walk Poddubny	6	0	0	0	8
John Vanbiesbrouck	4	0	0	0	2

1988-89	GP	G	A	PTS	PIM
Brian Leetch	4	3	2	5	2
Tomas Sandstrom	4	3	2	5	12
Carey Wilson	4	1	2	3	2
John Ogradnick	3	2	0	2	0
Tony Granato	4	1	1	2	21
Michel Petit	4	0	2	2	27
David Shaw	4	0	2	2	30
Guy Lafleur	4	1	0	1	0
Jan Erixon	4	0	1	1	2
Bob Froese	2	0	1	1	0
Ron Greschner	4	0	1	1	6
Mark Hardy	4	0	1	1	31
Brian Mullen	3	0	1	1	4
Chris Nilan	4	0	1	1	38
James Patrick	4	0	1	1	2
Ulf Dahlen	4	0	0	0	0
Lucien DeBlois	4	0	0	0	4
Kelly Kisio	4	0	0	0	9
Jason Lafreniere	3	0	0	0	17
Mike Richter	1	0	0	0	0
Lindy Ruff	2	0	0	0	17
Darren Turcotte	1	0	0	0	0
John Vanbiesbrouck	2	0	0	0	0

1989-90	GP	G	A	PTS	PIM
Bernie Nicholls	10	7	5	12	16
James Patrick	10	3	8	11	0
Kelly Kisio	10	2	8	10	8

## RANGERS YEAR-BY-YEAR PLAYOFF SCORING

1989-90 (CONT'D)	GP	G	A	PTS	PIM
John Ogradnick	10	6	3	9	0
Mike Gartner	10	5	3	8	12
Randy Moller	10	1	6	7	32
Darren Turcotte	10	1	6	7	4
Troy Mallette	10	2	2	4	81
Brian Mullen	10	2	2	4	8
Mark Janssens	9	2	1	3	10
Normand Rochefort	10	2	1	3	26
Carey Wilson	10	2	1	3	0
Jeff Bloemberg	7	0	3	3	5
Lindy Ruff	8	0	3	3	12
Paul Broten	6	1	1	2	2
Jan Erixon	10	1	0	1	2
Mark Hardy	3	0	1	1	2
Miloslav Horava	2	0	1	1	0
Kris King	10	0	1	1	30
Chris Nilan	4	0	1	1	19
Ron Greschner	10	0	0	0	16
Kevin Miller	1	0	0	0	0
Mike Richter	6	0	0	0	0
John Vanbiesbrouck	6	0	0	0	4

1990-91	GP	G	A	PTS	PIM
Bernie Nicholls	5	4	3	7	8
Brian Leetch	6	1	3	4	0
Mark Janssens	6	3	0	3	6
Steven Rice	2	2	1	3	6
Jan Erixon	6	1	2	3	0
Corey Millen	6	1	2	3	0
Darren Turcotte	6	1	2	3	0
Kris King	6	2	0	2	36
Mike Gartner	6	1	1	2	0
Tony Amonte	2	0	2	2	2
Joe Cirella	6	0	2	2	26
Joe Kocur	6	0	2	2	21
Randy Moller	6	0	2	2	11
Brian Mullen	6	0	2	2	0
Mark Hardy	6	0	1	1	30
Paul Broten	5	0	0	0	2
Troy Mallette	5	0	0	0	18
John Ogradnick	4	0	0	0	0
James Patrick	6	0	0	0	6
Mike Richter	6	0	0	0	0
David Shaw	6	0	0	0	11
John Vanbiesbrouck	1	0	0	0	0
Doug Weight	1	0	0	0	0

1991-92	GP	G	A	PTS	PIM
Mike Gartner	13	8	8	16	4
Brian Leetch	13	4	11	15	4
Mark Messier	11	7	7	14	6
Tony Amonte	13	3	6	9	2
Adam Graves	10	5	3	8	22
James Patrick	13	0	7	7	12
Kris King	13	4	1	5	14
Jeff Beukeboom	13	2	3	5	47
Jan Erixon	13	2	3	5	2
Sergei Nemchinov	13	1	4	5	8
Darren Turcotte	8	4	0	4	6
Doug Weight	7	2	2	4	0
Joe Cirella	13	0	4	4	23
Paul Broten	13	1	2	3	10
Randy Gilhen	13	1	2	3	2
Mark Hardy	13	0	3	3	31
Tie Domi	6	1	1	2	32
Joe Kocur	12	1	1	2	38
Jay Wells	13	0	2	2	10
Tim Kerr	8	1	0	1	0
John Ogradnick	3	0	0	0	0
Mike Richter	7	0	0	0	0
John Vanbiesbrouck	7	0	0	0	2

1993-94	GP	G	A	PTS	PIM
Brian Leetch	23	11	23	34	6
Mark Messier	23	12	18	30	33
Alexei Kovalev	23	9	12	21	18
Sergei Zubov	22	5	14	19	0
Adam Graves	23	10	7	17	24
Steve Larmer	23	9	7	16	14
Brian Noonan	22	4	7	11	17
Stephane Matteau	23	6	3	9	20
Esa Tikkanen	23	4	4	8	34
Sergei Nemchinov	23	2	5	7	6
Glenn Anderson	23	3	3	6	42
Jeff Beukeboom	22	0	6	6	50
Craig MacTavish	23	1	4	5	22

1993-94 (CONT'D)	GP	G	A	PTS	PIM
Greg Gilbert	23	1	3	4	8
Alexander Karpovtsev	17	0	4	4	12
Doug Lidster	9	2	0	2	10
Joe Kocur	20	1	1	2	17
Kevin Lowe	22	1	0	1	20
Glenn Healy	2	0	0	0	0
Nick Kyreos	3	0	0	0	2
Ed Olczyk	1	0	0	0	0
Mike Richter	23	0	0	0	2
Jay Wells	23	0	0	0	20

1994-95	GP	G	A	PTS	PIM
Brian Leetch	10	6	8	14	8
Mark Messier	10	3	10	13	8
Alexei Kovalev	10	4	7	11	10
Sergei Zubov	10	3	8	11	2
Pat Verbeek	10	4	6	10	20
Sergei Nemchinov	10	4	5	9	2
Adam Graves	10	4	4	8	8
Petr Nedved	10	3	2	5	6
Steve Larmer	10	2	2	4	6
Nick Kyreos	10	0	2	2	6
Alexander Karpovtsev	8	1	0	1	0
Mark Osborne	7	1	0	1	2
Kevin Lowe	10	0	1	1	12
Stephane Matteau	9	0	1	1	10
Jeff Beukeboom	9	0	0	0	10
Glenn Healy	5	0	0	0	0
Joe Kocur	10	0	0	0	8
Nathan LaFayette	8	0	0	0	2
Troy Loney	1	0	0	0	0
Brian Noonan	5	0	0	0	8
Mattias Norstrom	3	0	0	0	0
Mike Richter	7	0	0	0	0
Jay Wells	10	0	0	0	8

1995-96	GP	G	A	PTS	PIM
Mark Messier	11	4	7	11	16
Pat Verbeek	11	3	6	9	12
Adam Graves	10	7	1	8	4
Jari Kurri	11	3	5	8	2
Niklas Sundstrom	11	4	3	7	4
Alexei Kovalev	11	3	4	7	14
Brian Leetch	11	1	6	7	4
Bruce Driver	11	0	7	7	4
Ulf Samuelsson	11	1	5	6	16
Luc Robitaille	11	1	5	6	8
Sergio Momesso	11	3	1	4	14
Shane Churla	11	2	2	4	14
Kevin Lowe	10	0	4	4	4
Jeff Beukeboom	11	0	3	3	6
Bill Berg	10	1	0	1	0
Doug Lidster	7	1	0	1	6
Alexander Karpovtsev	6	0	1	1	4
Sergei Nemchinov	6	0	1	1	2
Ken Gernander	6	0	0	0	0
Marty McSorley	4	0	0	0	0
Darren Langdon	2	0	0	0	0
Mike Richter	11	0	0	0	0

1996-97	GP	G	A	PTS	PIM
Wayne Gretzky	15	10	10	20	2
Esa Tikkanen	15	9	3	12	26
Mark Messier	15	3	9	12	6
Luc Robitaille	15	4	7	11	4
Brian Leetch	15	2	8	10	6
Russ Courtnall	15	3	4	7	0
Doug Lidster	15	1	5	6	8
Niklas Sundstrom	9	0	5	5	2
Alexander Karpovtsev	13	1	3	4	20
Adam Graves	15	2	1	3	12
Mike Eastwood	15	1	2	3	22
Ulf Samuelsson	15	0	2	2	30
Jeff Beukeboom	15	0	1	1	34
Bruce Driver	15	0	1	1	2
Mike Richter	15	0	1	1	0
Bill Berg	3	0	0	0	2
Eric Cairns	3	0	0	0	0
Shane Churla	15	0	0	0	20
Christian Dube	3	0	0	0	0
Dallas Eakins	4	0	0	0	4
Peter Ferraro	2	0	0	0	0
Pat Flatley	11	0	0	0	14
Ken Gernander	9	0	0	0	0
Darren Langdon	10	0	0	0	2
David Oliver	3	0	0	0	0

## RANGERS YEAR-BY-YEAR PLAYOFF SCORING

2005-06	GP	G	A	PTS	PIM
Blair Betts	4	1	1	2	2
Jed Ortmeyer	4	1	0	1	4
Petr Prucha	4	1	0	1	0
Steve Rucchin	4	1	0	1	0
Ryan Hollweg	4	0	1	1	19
Jaromir Jagr	3	0	1	1	2
Marek Malik	4	0	1	1	6
Michael Nylander	4	0	1	1	0
Michal Rozsival	4	0	1	1	8
Martin Rucinsky	2	0	1	1	2
Fedor Tyutin	4	0	1	1	0
Marcel Hossa	4	0	0	0	6
Darius Kasparaitis	2	0	0	0	0
Henrik Lundqvist	3	0	0	0	0
Dominic Moore	4	0	0	0	2
Colton Orr	1	0	0	0	2
Sandis Ozolinsh	3	0	0	0	6
Tom Poti	4	0	0	0	2
Martin Straka	4	0	0	0	2
Jason Strudwick	3	0	0	0	0
Petr Sykora	4	0	0	0	0
Jason Ward	1	0	0	0	2
Kevin Weekes	1	0	0	0	2
Chad Wiseman	1	0	0	0	2

2006-07	GP	G	A	PTS	PIM
Michael Nylander	10	6	7	13	0
Jaromir Jagr	10	5	6	11	12
Martin Straka	10	2	8	10	2
Brendan Shanahan	10	5	2	7	12
Michal Rozsival	10	3	4	7	10
Sean Avery	10	1	4	5	27
Fedor Tyutin	10	0	5	5	8
Marcel Hossa	10	2	2	4	4
Paul Mara	10	2	2	4	18
Matt Cullen	10	1	3	4	6
Marek Malik	10	1	3	4	10
Karel Rachunek	6	0	4	4	2
Ryan Callahan	10	2	1	3	6
Thomas Pock	4	0	3	3	4
Petr Prucha	10	0	1	1	4
Blair Betts	10	0	0	0	4
Nigel Dawes	1	0	0	0	0
Dan Girardi	10	0	0	0	4
Ryan Hollweg	2	0	0	0	2
Brad Isbister	4	0	0	0	2
Henrik Lundqvist	10	0	0	0	0
Colton Orr	4	0	0	0	12
Jed Ortmeyer	9	0	0	0	2

2007-08	GP	G	A	PTS	PIM
Jaromir Jagr	10	5	10	15	12
Scott Gomez	10	4	7	11	8
Martin Straka	10	3	7	10	16
Brandon Dubinsky	10	4	4	8	12
Sean Avery	8	4	3	7	6
Chris Drury	10	3	3	6	8
Michal Rozsival	10	1	5	6	10
Brendan Shanahan	10	1	4	5	8
Ryan Callahan	10	2	2	4	10
Nigel Dawes	10	2	2	4	0
Marc Staal	10	1	2	3	8
Dan Girardi	10	0	3	3	6
Fedor Tyutin	10	0	3	3	4
Lauri Korpikoski	1	1	0	1	0
Paul Mara	10	0	1	1	20
Fredrik Sjostrom	10	0	1	1	2
Christian Backman	8	0	0	0	12
Blair Betts	8	0	0	0	2
Ryan Hollweg	8	0	0	0	2
Henrik Lundqvist	10	0	0	0	0
Colton Orr	2	0	0	0	0
Petr Prucha	3	0	0	0	0
Jason Strudwick	2	0	0	0	0

2008-09	GP	G	A	PTS	PIM
Scott Gomez	7	2	3	5	4
Brandon Dubinsky	7	1	3	4	18
Nik Antropov	7	2	1	3	6
Markus Naslund	7	1	2	3	10
Ryan Callahan	7	2	0	2	4
Paul Mara	7	1	1	2	8
Sean Avery	6	0	2	2	24
Lauri Korpikoski	7	0	2	2	0
Derek Morris	7	0	2	2	0

2008-09 (CONT'D)	GP	G	A	PTS	PIM
Wade Redden	7	0	2	2	0
Chris Drury	6	1	0	1	2
Marc Staal	7	1	0	1	0
Fredrik Sjostrom	7	0	1	1	0
Artem Anisimov	1	0	0	0	0
Blair Betts	6	0	0	0	0
Dan Girardi	7	0	0	0	6
Henrik Lundqvist	7	0	0	0	0
Colton Orr	5	0	0	0	16
Michal Rozsival	7	0	0	0	4
Steve Valiquette	2	0	0	0	0
Aaron Voros	4	0	0	0	14
Nikolai Zherdev	7	0	0	0	2

2010-11	GP	G	A	PTS	PIM
Brandon Dubinsky	5	2	1	3	2
Wojtek Wolski	5	1	2	3	0
Marian Gaborik	5	1	1	2	2
Ruslan Fedotenko	5	0	2	2	4
Bryan McCabe	5	0	2	2	14
Artem Anisimov	5	1	0	1	0
Erik Christensen	5	1	0	1	2
Matt Gilroy	5	1	0	1	2
Vinny Prospal	5	1	0	1	0
Sean Avery	4	0	1	1	12
Chris Drury	5	0	1	1	2
Brandon Prust	5	0	1	1	4
Michael Sauer	5	0	1	1	0
Marc Staal	5	0	1	1	0
Brian Boyle	5	0	0	0	6
Dan Girardi	5	0	0	0	0
Henrik Lundqvist	5	0	0	0	0
Ryan McDonagh	5	0	0	0	4
Derek Stepan	5	0	0	0	2
Mats Zuccarello	1	0	0	0	2

2011-12	GP	G	A	PTS	PIM
Brad Richards	20	6	9	15	8
Dan Girardi	20	3	9	12	2
Marian Gaborik	20	5	6	11	2
Ryan Callahan	20	6	4	10	12
Artem Anisimov	20	3	7	10	4
Michael Del Zotto	20	2	8	10	12
Derek Stepan	20	1	8	9	4
Chris Kreider	18	5	2	7	6
Ruslan Fedotenko	20	2	5	7	8
Brian Boyle	17	3	3	6	15
Marc Staal	20	3	3	6	12
Anton Stralman	20	3	3	6	4
Ryan McDonagh	20	0	4	4	11
Carl Hagelin	17	0	3	3	17
Brandon Prust	19	1	1	2	31
Brandon Dubinsky	9	0	2	2	14
John Mitchell	18	0	1	1	2
Stu Bickel	18	0	0	0	16
Steve Eminger	4	0	0	0	0
Henrik Lundqvist	20	0	0	0	0
Mike Rupp	20	0	0	0	36

2012-13	GP	G	A	PTS	PIM
Derick Brassard	12	2	10	12	2
Mats Zuccarello	12	1	6	7	4
Carl Hagelin	12	3	3	6	0
Derek Stepan	12	4	1	5	2
Brian Boyle	11	3	2	5	2
Ryan Callahan	12	2	3	5	6
Rick Nash	12	1	4	5	0
Dan Girardi	12	2	2	4	2
Taylor Pyatt	12	2	2	4	4
Ryan McDonagh	12	1	3	4	6
Arron Asham	10	2	0	2	6
Michael Del Zotto	12	1	1	2	8
Chris Kreider	8	1	1	2	0
Steve Eminger	11	0	2	2	4
Brad Richards	10	1	0	1	2
Ryane Clowe	2	0	1	1	0
Derek Dorsett	11	0	1	1	28
Roman Hamrlik	2	0	1	1	2
John Moore	12	0	1	1	2
Michael Haley	2	0	0	0	0
Henrik Lundqvist	12	0	0	0	0
Kris Newbury	3	0	0	0	2
Darroll Powe	3	0	0	0	0
Marc Staal	1	0	0	0	0
Anton Stralman	10	0	0	0	0

## RANGERS YEAR-BY-YEAR PLAYOFF SCORING

2013-14	GP	G	A	PTS	PIM
Ryan McDonagh	25	4	13	17	8
Martin St. Louis	25	8	7	15	2
Derek Stepan	24	5	10	15	2
Chris Kreider	15	5	8	13	14
Mats Zuccarello	25	5	8	13	20
Carl Hagelin	25	7	5	12	16
Derick Brassard	23	6	6	12	8
Brad Richards	25	5	7	12	4
Benoit Pouliot	25	5	5	10	26
Rick Nash	25	3	7	10	8
Brian Boyle	25	3	5	8	19
Dominic Moore	25	3	5	8	24
Dan Girardi	25	1	6	7	10
Marc Staal	25	1	4	5	6
Anton Stralman	25	0	5	5	4
Kevin Klein	25	1	3	4	6
Daniel Carcillo	8	2	0	2	22
J.T. Miller	4	0	2	2	2
John Moore	21	0	2	2	16
Derek Dorsett	23	0	1	1	19
Jesper Fast	3	0	1	1	0
Henrik Lundqvist	25	0	1	1	0
Raphael Diaz	4	0	0	0	0
Cam Talbot	2	0	0	0	0

2014-15	GP	G	A	PTS	PIM
Derick Brassard	19	9	7	16	20
Rick Nash	19	5	9	14	4
Derek Stepan	19	5	7	12	10
Keith Yandle	19	2	9	11	10
Dan Boyle	19	3	7	10	2
Chris Kreider	19	7	2	9	14
Ryan McDonagh	19	3	6	9	8
J.T. Miller	19	1	7	8	2
Kevin Hayes	19	2	5	7	2
Martin St. Louis	19	1	6	7	4
Jesper Fast	19	3	3	6	2
Carl Hagelin	19	2	3	5	6
Dan Girardi	19	0	4	4	4
Kevin Klein	14	0	4	4	2
Dominic Moore	19	1	2	3	12
James Sheppard	13	1	1	2	8
Mats Zuccarello	5	0	2	2	0
Marc Staal	19	0	1	1	10
Tanner Glass	19	0	1	1	31
Matt Hunwick	6	0	0	0	0
Henrik Lundqvist	19	0	0	0	0

2015-16	GP	G	A	PTS	PIM
Rick Nash	5	2	2	4	4
Derick Brassard	5	1	3	4	0
J.T. Miller	5	0	3	3	4
Brady Skjei	5	0	2	2	2
Marc Staal	5	0	2	2	4
Derek Stepan	5	2	0	2	0
Chris Kreider	5	2	0	2	6
Mats Zuccarello	5	1	1	2	4
Keith Yandle	5	1	0	1	2
Kevin Klein	5	0	1	1	7
Dan Boyle	4	0	1	1	0
Raphael Diaz	1	0	1	1	0
Dominic Moore	5	1	0	1	6
Jesper Fast	5	0	1	1	0
Dan Girardi	2	0	1	1	0
Ryan McDonagh	3	0	0	0	0
Oscar Lindberg	2	0	0	0	2
Eric Staal	5	0	0	0	4
Viktor Stalberg	5	0	0	0	6
Kevin Hayes	3	0	0	0	4
Tanner Glass	4	0	0	0	4
Dylan McIlrath	1	0	0	0	0
Henrik Lundqvist	5	0	0	0	0
Antti Raanta	3	0	0	0	0

2016-17	GP	G	A	PTS	PIM
Mika Zibanejad	12	2	7	9	0
Mats Zuccarello	12	4	3	7	16
Ryan McDonagh	12	2	5	7	12
Michael Grabner	12	4	2	6	0
Jesper Fast	12	3	3	6	0
Derek Stepan	12	2	4	6	4
Brady Skjei	12	4	1	5	10
Rick Nash	12	3	2	5	4

2016-17 (CONT'D)	GP	G	A	PTS	PIM
Jimmy Vesey	12	1	4	5	9
Chris Kreider	12	3	1	4	18
Oscar Lindberg	12	3	1	4	2
Nick Holden	11	2	2	4	4
Tanner Glass	7	1	3	4	7
Brendan Smith	12	0	4	4	20
Kevin Hayes	12	0	3	3	4
J.T. Miller	12	0	3	3	21
Dan Girardi	12	0	2	2	2
Pavel Buchnevich	5	0	1	1	0
Kevin Klein	1	0	1	1	0
Marc Staal	12	0	0	0	2
Henrik Lundqvist	12	0	0	0	0

2019-20	GP	G	A	PTS	PIM
Artemi Panarin	3	1	1	2	0
Mika Zibanejad	3	1	1	2	0
Chris Kreider	3	1	1	2	6
Ryan Strome	3	0	2	2	7
Marc Staal	3	1	0	1	0
Jacob Trouba	3	0	1	1	0
Tony DeAngelo	3	0	1	1	16
Ryan Lindgren	3	0	1	1	0
Pavel Buchnevich	3	0	0	0	6
Filip Chytil	3	0	0	0	2
Phillip Di Giuseppe	3	0	0	0	0
Adam Fox	3	0	0	0	2
Julien Gauthier	3	0	0	0	0
Brett Howden	3	0	0	0	4
Kaapo Kakko	3	0	0	0	0
Greg McKegg	3	0	0	0	2
Brendan Smith	3	0	0	0	4
Jesper Fast	1	0	0	0	0
Steven Fogarty	1	0	0	0	0
Brendan Lemieux	1	0	0	0	0
Henrik Lundqvist	2	0	0	0	0
Igor Shesterkin	1	0	0	0	0

2021-22	GP	G	A	PTS	PIM
Mika Zibanejad	20	10	14	24	4
Adam Fox	20	5	18	23	2
Chris Kreider	20	10	6	16	14
Artemi Panarin	20	6	10	16	8
Andrew Copp	20	6	8	14	2
Frank Vatrano	20	5	8	13	13
Filip Chytil	20	7	2	9	4
Ryan Strome	19	2	7	9	10
Alexis Lafrenière	20	2	7	9	11
K'Andre Miller	20	2	5	7	10
Ryan Lindgren	17	2	3	5	10
Kaapo Kakko	19	2	3	5	2
Jacob Trouba	20	1	4	5	25
Braden Schneider	20	0	3	3	6
Igor Shesterkin	20	0	3	3	2
Tyler Motte	15	2	0	2	4
Kevin Rooney	15	0	2	2	10
Justin Braun	19	0	1	1	6
Barclay Goodrow	9	0	1	1	6
Ryan Reaves	18	0	0	0	12
Patrik Nemeth	5	0	0	0	8
Jonny Brodzinski	1	0	0	0	2
Dryden Hunt	3	0	0	0	0
Alexandar Georgiev	2	0	0	0	0

2022-23	GP	G	A	PTS	PIM
Chris Kreider	7	6	3	9	0
Adam Fox	7	0	8	8	16
Patrick Kane	7	1	5	6	6
Vladimir Tarasenko	7	3	1	4	2
Mika Zibanejad	7	1	3	4	6
Filip Chytil	7	1	3	4	0
Artemi Panarin	7	0	2	2	2
Niko Mikkola	7	0	2	2	12
Ryan Lindgren	7	1	1	2	6
Kaapo Kakko	7	1	1	2	0
Vincent Trocheck	7	1	0	1	14
Barclay Goodrow	7	1	0	1	29
Jimmy Vesey	7	0	1	1	10
K'Andre Miller	7	0	1	1	4
Braden Schneider	7	1	0	1	9
Jacob Trouba	7	0	0	0	6
Tyler Motte	7	0	0	0	12
Alexis Lafrenière	7	0	0	0	0

## PLAYOFF GOALTENDING YEAR-BY-YEAR

YEAR	GOALTENDER	GP	W	L	T	GA	GAA	SV%	SO
1926-27	Lorne Chabot	2	0	1	1	3	1.50	-	1
1927-28	Lester Patrick	1	1	0	0	1	1.30	-	0
	Joe Miller	3	2	1	0	3	1.00	-	1
	Lorne Chabot	6	2	2	1	8	1.31	-	1
1928-29	John Ross Roach	6	3	2	1	5	0.77	-	3
1929-30	John Ross Roach	4	1	2	1	7	1.36	-	0
1930-31	John Ross Roach	4	2	2	0	4	1.00	-	1
1931-32	John Ross Roach	7	3	4	0	27	3.38	-	1
1932-33	Andy Aitkenhead	8	6	1	1	13	1.60	-	2
1933-34	Andy Aitkenhead	2	0	1	1	2	1.00	-	1
1934-35	Dave Kerr	4	1	1	2	10	2.50	-	0
1936-37	Dave Kerr	9	6	3	-	10	1.08	-	4
1937-38	Dave Kerr	3	1	2	-	8	1.83	-	0
1938-39	Dave Kerr	1	0	1	-	2	1.00	-	0
	Bert Gardiner	6	3	3	-	12	1.66	-	0
1939-40	Dave Kerr	12	8	4	-	20	1.56	-	3
1940-41	Dave Kerr	3	1	2	-	6	1.87	-	0
1941-42	Jim Henry	6	2	4	-	13	2.17	-	1
1947-48	Chuck Rayner	6	2	4	-	17	2.83	-	0
1949-50	Chuck Rayner	12	7	5	-	29	2.25	-	1
1955-56	Gump Worsley	3	0	3	-	14	4.68	.860	0
	Gordie Bell	2	1	1	-	9	4.50	.871	0
1956-57	Gump Worsley	5	1	4	-	21	4.01	.893	0
1957-58	Gump Worsley	6	2	4	-	28	4.61	.871	0
1961-62	Gump Worsley	6	2	4	-	21	3.28	.916	0
1966-67	Ed Giacomin	4	0	4	-	14	3.43	.895	0
1967-68	Ed Giacomin	6	2	4	-	18	3.02	.911	0
1968-69	Ed Giacomin	3	0	3	-	10	3.35	.853	0
	Gilles Villemure	1	0	1	-	4	4.07	.882	0
1969-70	Ed Giacomin	5	2	3	-	19	4.15	.858	0
	Terry Sawchuk	3	0	1	-	6	4.51	.872	0
1970-71	Ed Giacomin	12	7	5	-	28	2.22	.912	0
	Gilles Villemure	2	0	1	-	6	4.50	.829	0
1971-72	Ed Giacomin	10	6	4	-	27	2.72	.902	0
	Gilles Villemure	6	4	2	-	14	2.34	.919	0
1972-73	Ed Giacomin	10	5	4	-	23	2.57	.903	1
	Gilles Villemure	2	0	1	-	2	2.00	.935	0
1973-74	Ed Giacomin	13	7	6	-	37	2.83	.894	0
1974-75	Ed Giacomin	2	0	2	-	4	2.82	.867	0
	Gilles Villemure	2	1	0	-	6	3.83	.872	0
1977-78	John Davidson	2	1	1	-	7	3.46	.901	0
	Wayne Thomas	1	0	1	-	4	4.00	.852	0
1978-79	John Davidson	18	11	7	-	42	2.28	.921	1
1979-80	John Davidson	9	4	5	-	21	2.35	.927	0
1980-81	Steve Baker	14	7	7	-	55	4.01	.856	0
	Steve Weeks	1	0	0	-	1	4.29	.900	0

## PLAYOFF GOALTENDING YEAR-BY-YEAR

YEAR	GOALTENDER	GP	W	L	T	GA	GAA	SV%	SO
1981-82	John Davidson	1	0	0	-	3	5.43	.800	0
	Ed Mio	8	4	3	-	28	3.80	.874	0
	Steve Weeks	4	1	2	-	9	4.27	.857	0
1982-83	Glen Hanlon	1	0	1	-	5	5.00	.894	0
	Ed Mio	8	5	3	-	32	4.02	.892	0
1983-84	Glen Hanlon	5	2	3	-	13	2.53	.922	1
	John Vanbiesbrouck	1	0	0	-	0	0.00	.000	0
1984-85	Glen Hanlon	3	0	3	-	14	5.02	.857	0
	John Vanbiesbrouck	1	0	0	-	0	0.00	1.000	0
1985-86	John Vanbiesbrouck	16	8	8	-	49	3.28	.897	1
	Glen Hanlon	3	0	0	-	6	4.89	.813	0
1986-87	Bob Froese	4	1	1	-	10	3.65	.895	0
	John Vanbiesbrouck	4	1	3	-	11	3.39	.900	1
1988-89	Bob Froese	2	0	2	-	8	6.68	.843	0
	Mike Richter	1	0	1	-	4	4.12	.867	0
	John Vanbiesbrouck	2	0	1	-	6	3.37	.889	0
1989-90	Mike Richter	6	3	2	-	19	3.45	.895	0
	John Vanbiesbrouck	6	2	3	-	15	3.02	.902	0
1990-91	Mike Richter	6	2	4	-	14	2.69	.923	1
	John Vanbiesbrouck	1	0	0	-	1	1.16	.955	0
1991-92	John Vanbiesbrouck	7	2	5	-	23	3.75	.872	0
	Mike Richter	7	4	2	-	24	3.50	.894	1
1993-94	Mike Richter	23	16	7	-	49	2.07	.921	4
	Glenn Healy	2	0	0	-	1	0.89	.941	0
1994-95	Mike Richter	7	2	5	-	23	3.60	.878	0
	Glenn Healy	5	2	1	-	13	3.39	.860	0
1995-96	Mike Richter	11	5	6	-	36	3.27	.883	0
1996-97	Mike Richter	15	9	6	-	33	2.11	.932	3
2005-06	Henrik Lundqvist	3	0	3	-	13	4.40	.835	0
	Kevin Weekes	1	0	1	-	4	4.01	.840	0
2006-07	Henrik Lundqvist	10	6	4	-	22	2.07	.924	1
2007-08	Henrik Lundqvist	10	5	5	-	26	2.57	.909	1
2008-09	Henrik Lundqvist	7	3	4	-	19	3.00	.908	1
	Steve Valiquette	2	0	0	-	0	0.00	1.000	0
2010-11	Henrik Lundqvist	5	1	4	-	13	2.26	.917	0
2011-12	Henrik Lundqvist	20	10	10	-	38	1.82	.931	3
2012-13	Henrik Lundqvist	12	5	7	-	27	2.14	.934	2
2013-14	Henrik Lundqvist	25	13	11	-	54	2.14	.927	1
	Cam Talbot	2	0	1	-	2	2.59	.846	0
2014-15	Henrik Lundqvist	19	11	8	-	41	2.11	.928	0
2015-16	Henrik Lundqvist	5	1	3	-	15	4.39	.867	0
	Antti Raanta	3	0	1	-	4	2.56	.895	0
2016-17	Henrik Lundqvist	12	6	6	-	29	2.25	.926	1
2019-20	Henrik Lundqvist	2	0	2	-	7	3.52	.901	0
	Igor Shesterkin	1	0	1	-	3	3.10	.900	0
2021-22	Igor Shesterkin	20	10	9	-	51	2.59	.929	0
	Alexandar Georgiev	2	0	1	-	2	2.04	.935	0
2022-23	Igor Shesterkin	7	3	4	-	14	1.96	.931	0

## ALL-TIME PLAYOFF SHUTOUTS

Lorne Chabot	vs. Boston Bruins, 4/2/27 at Boston, Semifinals Game 1, 0-0.
Lorne Chabot	vs. Pittsburgh Pirates, 3/27/28 at Madison Square Garden, Quarterfinals Game 1, 4-0.
Joe Miller	vs. Montreal Maroons, 4/12/28 at Montreal, Stanley Cup Finals Game 4, 1-0.
John Ross Roach	vs. New York Americans, 3/19/29 at Madison Square Garden*, Quarterfinals Game 1, 0-0. *Rangers
John Ross Roach	vs. New York Americans, 3/21/29 at Madison Square Garden, Quarterfinals Game 2, 1-0.
John Ross Roach	vs. Toronto Maple Leafs, 3/24/29 at Madison Square Garden, Semifinals Game 1, 1-0.
John Ross Roach	vs. Montreal Maroons, 3/26/31 at Montreal, Quarterfinals Game 2, 3-0.
John Ross Roach	vs. Montreal Canadiens, 3/27/32 at Madison Square Garden, Semifinals Game 3, 1-0.
Andy Aitkenhead	vs. Detroit Red Wings, 3/30/33 at Madison Square Garden, Semifinals Game 1, 2-0.
Andy Aitkenhead	vs. Toronto Maple Leafs, 4/13/33 at Toronto, Stanley Cup Finals Game 4, 1-0.
Andy Aitkenhead	vs. Montreal Maroons, 3/20/34 at Montreal, Quarterfinals Game 1, 0-0.
Dave Kerr	vs. Toronto Maple Leafs, 3/23/37 at Toronto, Quarterfinals Game 1, 3-0.
Dave Kerr	vs. Montreal Maroons, 4/1/37 at Madison Square Garden, Semifinals Game 1, 1-0.
Dave Kerr	vs. Montreal Maroons, 4/3/37 at Montreal, Semifinals Game 2, 4-0.
Dave Kerr	vs. Detroit Red Wings, 4/11/37 at Detroit, Stanley Cup Finals Game 3, 1-0.
Dave Kerr	vs. Boston Bruins, 3/19/40 at Madison Square Garden, Semifinals Game 1, 4-0.
Dave Kerr	vs. Boston Bruins, 3/26/40 at Madison Square Garden, Semifinals Game 4, 1-0.
Dave Kerr	vs. Boston Bruins, 3/28/40 at Boston, Semifinals Game 5, 1-0.
Jim Henry	vs. Toronto Maple Leafs, 3/24/42 at Madison Square Garden, Semifinals Game 3, 3-0.
Chuck Rayner	vs. Montreal Canadiens, 4/6/50 at Montreal, Semifinals Game 5, 3-0.
Eddie Giacomin	vs. Boston Bruins, 4/8/73 at Madison Square Garden, Quarterfinals Game 4, 4-0.
John Davidson	vs. Philadelphia Flyers, 4/22/79 at Madison Square Garden, Quarterfinals Game 4, 6-0.
Glen Hanlon	vs. New York Islanders, 4/5/84 at Nassau Coliseum, Division Semifinals Game 2, 3-0.
John Vanbiesbrouck	vs. Montreal Canadiens, 5/7/86 at Madison Square Garden, Conference Finals Game 4, 2-0.
John Vanbiesbrouck	vs. Philadelphia Flyers, 4/8/87 at Philadelphia, Division Semifinals Game 1, 3-0.
Mike Richter	vs. Washington Capitals, 4/7/91 at Washington, Division Semifinals Game 3, 6-0.
Mike Richter	vs. New Jersey Devils, 4/25/92 at New Jersey, Division Semifinals Game 4, 3-0.
Mike Richter	vs. New York Islanders, 4/17/94 at Madison Square Garden, Conference Quarterfinals Game
Mike Richter	vs. New York Islanders, 4/18/94 at Madison Square Garden, Conference Quarterfinals Game
Mike Richter	vs. Washington Capitals, 5/5/94 at Washington, Conference Semifinals Game 3, 3-0.
Mike Richter	vs. New Jersey Devils, 5/17/94 at Madison Square Garden Conference Finals Game 2, 4-0.
Mike Richter	vs. Florida Panthers, 4/20/97 at Florida, Conference Quarterfinals Game 2, 3-0.
Mike Richter	vs. New Jersey Devils, 5/4/97 at New Jersey, Conference Semifinals Game 2, 2-0.
Mike Richter	vs. New Jersey Devils, 5/8/97 at Madison Square Garden, Conference Semifinals Game 4, 3-0.
Henrik Lundqvist	vs. Atlanta Thrashers, 4/17/07 at Madison Square Garden, Conference Quarterfinals Game 3,
Henrik Lundqvist	vs. Pittsburgh Penguins, 5/1/08 at Madison Square Garden, Conference Semifinals Game 4, 3-0.
Henrik Lundqvist	vs. Washington Capitals, 4/18/09 at Washington, Conference Quarterfinals Game 2, 1-0.
Henrik Lundqvist	vs. Ottawa Senators, 4/16/12 at Ottawa, Conference Quarterfinals Game 3, 1-0.
Henrik Lundqvist	vs. New Jersey Devils, 5/14/12 at Madison Square Garden, Conference Finals Game 1, 3-0.
Henrik Lundqvist	vs. New Jersey Devils, 5/19/12 at New Jersey, Conference Finals Game 3, 3-0.
Henrik Lundqvist	vs. Washington Capitals, 5/12/13 at Madison Square Garden, Conference Quarterfinals Game
Henrik Lundqvist	vs. Washington Capitals, 5/13/13 at Washington, Conference Quarterfinals Game 7, 5-0.
Henrik Lundqvist	vs. Montreal Canadiens, 5/29/14 at Madison Square Garden, Conference Final Game 6, 1-0.
Henrik Lundqvist	vs. Montreal Canadiens, 4/12/17 at Montreal, First Round Game 1, 2-0.

## ALL-TIME PLAYOFF PENALTY SHOTS

PLAYER	DATE	OPPONENT	GAME/SERIES	GOALTENDER	RESULT
Alex Shibicky	4/15/37	at DET	5/F	Earl Robertson	Save
Anders Hedberg	4/17/81	at STL	2/Q	Mike Liut	Goal
Carl Hagelin	5/6/15	at WSH	4/SR	Braden Holtby	Save

## ALL-TIME PLAYOFF PENALTY SHOTS AGAINST

PLAYER	DATE	OPPONENT	GAME/SERIES	GOALTENDER	RESULT
Randy Wood	4/5/90	NYI	1/DSF	Mike Richter	Save
Jaromir Jagr	5/11/92	PIT	5/DF	John Vanbiesbrouck	Goal
Shawn McEachern	5/13/92	at PIT	6/DF	John Vanbiesbrouck	Save
Pavel Bure	6/7/94	at VAN	4/F	Mike Richter	Save
John Madden	4/18/08	at NJD	5/CQF	Henrik Lundqvist	Save
Evgeni Malkin	5/1/08	PIT	4/CSF	Henrik Lundqvist	Save
Jack Hughes	4/18/23	AT NJD	1/FR	Igor Shesterkin	Goal



## RANGERS ALL-TIME PLAYOFF COACHING RECORDS

COACH	SEASONS	GAMES COACHED	WINS	LOSSES	TIES	WINNING PERCENTAGE	ROUNDS/ (RECORD)
Gerard Gallant	2021-22 - 2022-23	27	13	14	-	.481	4 / (2-2)
David Quinn	2019-20	3	0	3	-	.000	1 / (0-1)
Alain Vigneault	2013-14 - 2016-17	61	31	30	-	.508	10 / (6-4)
John Tortorella	2008-09 - 2012-13	44	19	25	-	.432	7 / (3-4)
Tom Renney	2005-06 - 2007-08	24	11	13	-	.458	5 / (2-3)
Colin Campbell	1994-95 - 1996-97	36	18	18	-	.500	7 / (4-3)
Mike Keenan	1993-94	23	16	7	-	.696	4 / (4-0)
Roger Neilson	1989-90 - 1991-92	29	13	16	-	.448	5 / (2-3)
Phil Esposito	1986-87; 1988-89	10	2	8	-	.200	2 / (0-2)
Ted Sator	1985-86	16	8	8	-	.500	3 / (2-1)
Craig Patrick	1980-81; 1984-85	17	7	10	-	.412	4 / (2-2)
Herb Brooks	1981-82 - 1983-84	24	12	12	-	.500	5 / (2-3)
Fred Shero	1978-79 - 1979-80	27	15	12	-	.556	6 / (4-2)
Jean-Guy Talbot	1977-78	3	1	2	-	.333	1 / (0-1)
Emile Francis	1966-67 - 1974-75	75	34	41	-	.453	14 / (5-9)
Doug Harvey	1961-62	6	2	4	-	.333	1 / (0-1)
Phil Watson	1955-56 - 1957-58	16	4	12	-	.250	3 / (0-3)
Lynn Patrick	1949-50	12	7	5	0	.583	2 / (1-1)
Frank Boucher	1939-40 - 1947-48	27	13	14	0	.481	5 / (2-3)
Lester Patrick	1926-27 - 1938-39	65	31	26	8	.538	24 / (14-10)

## ALL-TIME PLAYOFF COACHING LEADERS

GAMES COACHED	WINS	WINNING PERCENTAGE
Emile Francis 75	Emile Francis 34	Mike Keenan .696
Lester Patrick 65	Lester Patrick 31	Lynn Patrick .583
Alain Vigneault 61	Alain Vigneault 31	Fred Shero .556
John Tortorella 44	John Tortorella 19	Lester Patrick .538
Colin Campbell 36	Colin Campbell 18	Alain Vigneault .508
Roger Neilson 29	Mike Keenan 16	Colin Campbell .500
Gerard Gallant 27	Fred Shero 15	Herb Brooks .500
Frank Boucher 27	Gerard Gallant 13	Ted Sator .500
Fred Shero 27	Frank Boucher 13	Gerard Gallant .481
Tom Renney 24	Roger Neilson 13	Frank Boucher .481
Herb Brooks 24	Herb Brooks 12	Tom Renney .458
Mike Keenan 23	Tom Renney 11	Emile Francis .453
Craig Patrick 17	Ted Sator 8	Roger Neilson .448
Ted Sator 16	Craig Patrick 7	John Tortorella .432
Phil Watson 16	Lynn Patrick 7	Craig Patrick .412
Lynn Patrick 12	Phil Watson 4	Doug Harvey .333
Phil Esposito 10	Phil Esposito 2	Jean-Guy Talbot .333
Doug Harvey 6	Doug Harvey 2	Phil Watson .250
Jean-Guy Talbot 3	Jean-Guy Talbot 1	Phil Esposito .200
David Quinn 3	David Quinn 0	David Quinn .000

LOSSES	ROUNDS	SERIES WINS (RECORD)
Emile Francis 41	Lester Patrick 24	Lester Patrick 14-10
Alain Vigneault 30	Emile Francis 14	Alain Vigneault 6-4
Lester Patrick 26	Alain Vigneault 10	Emile Francis 5-9
John Tortorella 25	Colin Campbell 7	Mike Keenan 4-0
Colin Campbell 18	John Tortorella 7	Fred Shero 4-2
Roger Neilson 16	Fred Shero 6	Colin Campbell 4-3
Gerard Gallant 14	Tom Renney 5	John Tortorella 3-4
Frank Boucher 14	Roger Neilson 5	Ted Sator 2-1
Tom Renney 13	Herb Brooks 5	Gerard Gallant 2-2
Fred Shero 12	Frank Boucher 5	Craig Patrick 2-2
Herb Brooks 12	Mike Keenan 4	Frank Boucher 2-3
Phil Watson 12	Craig Patrick 4	Tom Renney 2-3
Craig Patrick 10	Gerard Gallant 4	Roger Neilson 2-3
Ted Sator 8	Ted Sator 3	Herb Brooks 2-3
Phil Esposito 8	Phil Watson 3	Lynn Patrick 1-1
Mike Keenan 7	Lynn Patrick 2	Jean-Guy Talbot 0-1
Lynn Patrick 5	Phil Esposito 2	Doug Harvey 0-1
Doug Harvey 4	Jean-Guy Talbot 1	David Quinn 0-1
David Quinn 3	Doug Harvey 1	Phil Esposito 0-2
Jean-Guy Talbot 2	David Quinn 1	Phil Watson 0-3

## ALL-TIME PLAYOFF COACHING RECORDS YEAR-BY-YEAR

COACH	YEAR	GAMES COACHED	WINS	LOSSES	TIES	WINNING PERCENTAGE	ROUNDS/ (RECORD)
Lester Patrick	1926-27	2	0	1	1	.250	1/(0-1)
Lester Patrick	1927-28	9	5	3	1	.611	3/(3-0)
Lester Patrick	1928-29	6	3	2	1	.583	3/(2-1)
Lester Patrick	1929-30	4	1	2	1	.375	2/(1-1)
Lester Patrick	1930-31	4	2	2	0	.500	2/(1-1)
Lester Patrick	1931-32	7	3	4	0	.429	2/(1-1)
Lester Patrick	1932-33	8	6	1	1	.813	3/(3-0)
Lester Patrick	1933-34	2	0	1	1	.250	1/(0-1)
Lester Patrick	1934-35	4	1	1	2	.500	2/(1-1)
Lester Patrick	1936-37	9	6	3	0	.667	3/(2-1)
Lester Patrick	1937-38	3	1	2	0	.333	1/(0-1)
Lester Patrick	1938-39	7	3	4	0	.429	1/(0-1)
Frank Boucher	1939-40	12	8	4	0	.667	2/(2-0)
Frank Boucher	1940-41	3	1	2	0	.333	1/(0-1)
Frank Boucher	1941-42	6	2	4	0	.333	1/(0-1)
Frank Boucher	1947-48	6	2	4	0	.333	1/(0-1)
Lynn Patrick	1949-50	12	7	5	0	.583	2/(1-1)
Phil Watson	1955-56	5	1	4	-	.200	1/(0-1)
Phil Watson	1956-57	5	1	4	-	.200	1/(0-1)
Phil Watson	1957-58	6	2	4	-	.333	1/(0-1)
Doug Harvey	1961-62	6	2	4	-	.333	1/(0-1)
Emile Francis	1966-67	4	0	4	-	.000	1/(0-1)
Emile Francis	1967-68	6	2	4	-	.333	1/(0-1)
Emile Francis	1968-69	4	0	4	-	.000	1/(0-1)
Emile Francis	1969-70	6	2	4	-	.333	1/(0-1)
Emile Francis	1970-71	13	7	6	-	.538	2/(1-1)
Emile Francis	1971-72	16	10	6	-	.625	3/(2-1)
Emile Francis	1972-73	10	5	5	-	.500	2/(1-1)
Emile Francis	1973-74	13	7	6	-	.538	2/(1-1)
Emile Francis	1974-75	3	1	2	-	.333	1/(0-1)
Jean-Guy Talbot	1977-78	3	1	2	-	.333	1/(0-1)
Fred Shero	1978-79	18	11	7	-	.611	4/(3-1)
Fred Shero	1979-80	9	4	5	-	.444	2/(1-1)
Craig Patrick	1980-81	14	7	7	-	.500	3/(2-1)
Herb Brooks	1981-82	10	5	5	-	.500	2/(1-1)
Herb Brooks	1982-83	9	5	4	-	.556	2/(1-1)
Herb Brooks	1983-84	5	2	3	-	.400	1/(0-1)
Craig Patrick	1984-85	3	0	3	-	.000	1/(0-1)
Ted Sator	1985-86	16	8	8	-	.500	3/(2-1)
Phil Esposito	1986-87	6	2	4	-	.333	1/(0-1)
Phil Esposito	1988-89	4	0	4	-	.000	1/(0-1)
Roger Neilson	1989-90	10	5	5	-	.500	2/(1-1)
Roger Neilson	1990-91	6	2	4	-	.333	1/(0-1)
Roger Neilson	1991-92	13	6	7	-	.462	2/(1-1)
Mike Keenan	1993-94	23	16	7	-	.696	4/(4-0)
Colin Campbell	1994-95	10	4	6	-	.400	2/(1-1)
Colin Campbell	1995-96	11	5	6	-	.455	2/(1-1)
Colin Campbell	1996-97	15	9	6	-	.600	3/(2-1)
Tom Renney	2005-06	4	0	4	-	.000	1/(0-1)
Tom Renney	2006-07	10	6	4	-	.600	2/(1-1)
Tom Renney	2007-08	10	5	5	-	.500	2/(1-1)
John Tortorella	2008-09	7	3	4	-	.429	1/(0-1)
John Tortorella	2010-11	5	1	4	-	.200	1/(0-1)
John Tortorella	2011-12	20	10	10	-	.500	3/(2-1)
John Tortorella	2012-13	12	5	7	-	.417	2/(1-1)
Alain Vigneault	2013-14	25	13	12	-	.520	4/(3-1)
Alain Vigneault	2014-15	19	11	8	-	.579	3/(2-1)
Alain Vigneault	2015-16	5	1	4	-	.200	1/(0-1)
Alain Vigneault	2016-17	12	6	6	-	.500	2/(1-1)
David Quinn	2019-20	3	0	3	-	.000	1/(0-1)
Gerard Gallant	2021-22	20	10	10	-	.500	3/(2-1)
Gerard Gallant	2022-23	7	3	4	-	.750	1/(0-1)

# ALL-TIME PLAYOFF RECORDS

## TEAM RECORDS: STREAKS

**LONGEST WINNING STREAK:** 7 1993-94. Began 4/17, with a 6-0 victory over NY Islanders, in Game One of the Conference Quarterfinals.

Ended 5/7, when defeated at Washington, 4-2 in Game Four of the Conference Semifinals.

**LONGEST HOME WINNING STREAK:** 8 (twice) Began 5/05/22 with a 5-2 victory over Pittsburgh, in Game Two of First Round. Ended 6/9/22, when defeated by Tampa Bay in Game Five of the Conference Finals; Began 3/28/39, with a 2-1 victory over Boston, in Game Four of Semifinals. Ended 3/22/42, when defeated by Toronto in Game Two of the Semifinals.

**LONGEST ROAD WINNING STREAK:** 5 Began 5/9/72, with a 3-2 victory at Boston in Game Five of the Stanley Cup Finals. Ended 4/15/73, when defeated at Chicago, 5-4 in Game Two of the Semifinals.

**LONGEST LOSING STREAK:** 10 Began 4/11/68, when defeated at Chicago, 7-4 in Game Three of the Quarterfinals. Ended 4/11/70, with a 4-3 victory over Boston in Game Three of the Quarterfinals.

**LONGEST HOME LOSING STREAK:** 6 Began 5/18/15, when defeated by Tampa Bay, 6-2, in Game Two of the Conference Final. Ended 4/18/17, with a 2-1 victory over Montreal in Game Four of the First Round.

**LONGEST ROAD LOSING STREAK:** 17 Began 4/3/58, when defeated at Boston, 6-1, in Game Five of the Semifinals. Ended 4/11/71, with a 4-2 victory at Toronto in Game Four of the Quarterfinals.

## TEAM RECORDS: PLAYOFF YEAR

**MOST GAMES PLAYED:** 25 2013-14 (13-12).

**MOST WINS:** 16 1993-94 (23 games).

**MOST LOSSES:** 12 2013-14 (25 games).

**MOST TIES:** 2 1934-35 (4 games).

**MOST GOALS:** 81 1993-94 (23 games).

**MOST ASSISTS:** 121 1993-94 (23 games).

**MOST SCORING POINTS:** 202 1993-94 (23 games).

**MOST PENALTY MINUTES:** 426 1985-86 (16 games).

**MOST GOALS ALLOWED:** 60 2013-14 (25 games).

**MOST SHUTOUTS:** 4 (twice) 1993-94 (23 games) and 1936-37 (9 games).

**MOST SHUTOUTS AGAINST:** 3 2013-14 (25 games) and 2014-15 (19 games).

**MOST POWER PLAY GOALS:** 22 1993-94, 8 vs. Islanders, 4 vs. Washington, 4 vs. New Jersey, and 6 vs. Vancouver.

**MOST SHORTHANDED GOALS:** 6 1978-79, 5 vs. Philadelphia and 1 vs. Montreal.

**LATEST DATE OF PLAYOFF GAME:** 8/4/20 vs. Carolina, Qualifying Round, Game Three.

## TEAM RECORDS: SERIES

**MOST GOALS:** 29 1980-81, Quarterfinals. Rangers defeated St. Louis, 4 games to 2, outscoring opponent 29-22.

**MOST GOALS, TWO-GAME SERIES:** 9 1978-79, Preliminary Round. Rangers defeated Los Angeles, 2 games to 0, outscoring opponent 9-2.

**MOST GOALS, THREE-GAME SERIES:** 18 1982-83, Division Semifinals. Rangers defeated Philadelphia, 3 games to 0, outscoring opponent 18-9.

**MOST GOALS, FOUR-GAME SERIES:** 23 1980-81, Preliminary Round. Rangers defeated Los Angeles, 3 games to 1, outscoring opponent 23-12.

**MOST GOALS, FIVE-GAME SERIES:** 28 1978-79, Quarterfinals. Rangers defeated Philadelphia, 4 games to 1, outscoring opponent 28-8.

**MOST GOALS, SIX-GAME SERIES:** 29 1980-81, Quarterfinals. Rangers defeated St. Louis, 4 games to 2, outscoring opponent 29-22.

**MOST GOALS, SEVEN-GAME SERIES:** 28 (twice) 2021-22, First Round, Rangers defeated Pittsburgh, 4 games to 3, being outscored by Penguins 29-28; 1991-92, Division Semifinals. Rangers defeated New Jersey, 4 games to 3, outscoring opponent 28-25.

**MOST GOALS ALLOWED:** 29 2021-22, First Round. Rangers defeated Pittsburgh, 4 games to 3, being outscored by Penguins 29-28.

**MOST GOALS ALLOWED, TWO-GAME SERIES:** 5 (three times) 1934-35, Quarterfinals. Rangers defeated Montreal Canadiens, 6-5 in total goals; 1934-35, Semifinals. Rangers defeated by Montreal Maroons, 5-4 in total goals; 1932-33, Quarterfinals. Rangers defeated Montreal Canadiens, 8-5 in total goals.

**MOST GOALS ALLOWED, THREE-GAME SERIES:** 18 1931-32, Stanley Cup Finals. Rangers defeated by Toronto, 3 games to 0, being outscored 18-10.

**MOST GOALS ALLOWED, FOUR-GAME SERIES:** 22 1980-81, Semifinals. Rangers defeated by NY Islanders, 4 games to 0, being outscored 22-8.

**MOST GOALS ALLOWED, FIVE-GAME SERIES:** 24 1955-56, Semifinals. Rangers defeated by Montreal Canadiens, 4 games to 1, being outscored 24-9.

**MOST GOALS ALLOWED, SIX-GAME SERIES:** 28 (twice) 1957-58, Semifinals. Rangers defeated by Boston, 4 games to 2, being outscored 28-16; 1982-83, Division Finals. Rangers defeated by NY Islanders, 4 games to 2, being outscored 28-15.

**MOST GOALS ALLOWED, SEVEN-GAME SERIES:** 29 2021-22, First Round. Rangers defeated Pittsburgh, 4 games to 3, being outscored by Penguins 29-28.

# ALL-TIME PLAYOFF RECORDS

## TEAM RECORDS: SERIES (CONT'D)

**MOST GOALS, BOTH TEAMS:** 57 2021-22, First Round. Rangers defeated Pittsburgh, 4 games to 3, being outscored by Penguins 29-28

**MOST GOALS, BOTH TEAMS, TWO-GAME SERIES:** 13 1932-33, Quarterfinals. Rangers defeated Montreal Canadiens, 8-5 in total goals.

**MOST GOALS, BOTH TEAMS, THREE-GAME SERIES:** 28 1931-32, Stanley Cup Finals. Rangers defeated by Toronto, 3 games to 0, being outscored 18-10.

**MOST GOALS, BOTH TEAMS, FOUR-GAME SERIES:** 35 1980-81, Preliminary Round. Rangers defeated Los Angeles, 3 games to 1, outscoring opponent 23-12.

**MOST GOALS, BOTH TEAMS, FIVE-GAME SERIES:** 37 1989-90, Division Finals. Rangers defeated by Washington, 4 games to 1, being outscored 22-15.

**MOST GOALS, BOTH TEAMS, SIX-GAME SERIES:** 51 1980-81, Quarterfinals. Rangers defeated St. Louis, 4 games to 2, outscoring opponent 29-22.

**MOST GOALS, BOTH TEAMS, SEVEN-GAME SERIES:** 7 2021-22, First Round. Rangers defeated Pittsburgh, 4 games to 3, being outscored by Penguins 29-28

**MOST OVERTIME GAMES, ONE SERIES:** 4 1938-39, Semifinals. Rangers defeated by Boston, 4 games to 3.

**MOST PENALTY MINUTES:** 224 1988-89, Division Semifinals vs. Pittsburgh (4 games). Pittsburgh had 210 penalty minutes for a total of 434 minutes.

**MOST POWER PLAY GOALS:** 10 1989-90, Division Semifinals vs. NY Islanders.

**MOST SHORTHANDED GOALS:** 5 1978-79, Quarterfinals vs. Philadelphia.

**MOST SHUTOUTS:** 3 1939-40, Semifinals vs. Boston.

**MOST SHUTOUTS AGAINST:** 2 (seven times) 2014-15, Conference Final vs. Tampa Bay; 2013-14, Second Round vs. Pittsburgh; 2008-09, Conference Quarterfinals vs. Washington; 1986-87, Division Semifinals vs. Philadelphia; 1936-37, Stanley Cup Finals vs. Detroit; 1930-31, Semifinals vs. Chicago; 1927-28, Stanley Cup Finals vs. Montreal Maroons.

**FEWEST GOALS:** 0 1930-31, Semifinals. Rangers defeated by Chicago, 3-0 in total goals.

**FEWEST GOALS, TWO-GAME SERIES:** 0 1930-31, Semifinals. Rangers defeated by Chicago, 3-0 in total goals.

**FEWEST GOALS, THREE-GAME SERIES:** 4 2019-20, Qualifying Round. Rangers defeated by Carolina, 3 games to 0, being outscored 11-4.

**FEWEST GOALS, FOUR-GAME SERIES:** 4 2005-06, Conference Quarterfinals. Rangers defeated by New Jersey, 4 games to 0, being outscored 17-4.

**FEWEST GOALS, FIVE-GAME SERIES:** 5 1927-28, Stanley Cup Finals. Rangers defeated Montreal Maroons, 3 games to 2, being outscored 6-5.

**FEWEST GOALS, SIX-GAME SERIES:** 12 (three times) 1967-68, Quarterfinals. Rangers defeated by Chicago, 4 games to 2, being outscored 18-12; 1947-48, Semifinals. Rangers defeated by Detroit, 4 games to 2, being outscored 17-12; 1941-42, Semifinals. Rangers defeated by Toronto, 4 games to 2, being outscored 13-12.

**FEWEST GOALS, SEVEN-GAME SERIES:** 11 2008-09, Conference Quarterfinals. Rangers defeated by Washington, 4 games to 3, being outscored, 19-11.

**FEWEST GOALS ALLOWED:** 0 (twice) 1936-37, Semifinals. Rangers defeated Montreal Maroons, 2 games to 0, outscoring opponent 5-0; 1928-29, Quarterfinals. Rangers defeated NY Americans, 1-0, in total goals.

**FEWEST GOALS ALLOWED, TWO-GAME SERIES:** 0 (twice) 1936-37, Semifinals. Rangers defeated Montreal Maroons, 2 games to 0, outscoring opponent 5-0; 1928-29, Quarterfinals. Rangers defeated NY Americans, 1-0, in total goals.

**FEWEST GOALS ALLOWED, THREE-GAME SERIES:** 6 1940-41, Quarterfinals. Rangers defeated by Detroit, 2 games to 1, with 6 goals each.

**FEWEST GOALS ALLOWED, FOUR-GAME SERIES:** 3 1993-94, Conference Quarterfinals. Rangers defeated NY Islanders, 4 games to 0, outscoring opponent 22-3.

**FEWEST GOALS ALLOWED, FIVE-GAME SERIES:** 5 1996-97, Conference Semifinals. Rangers defeated New Jersey, 4 games to 1, outscoring opponent 10-5.

**FEWEST GOALS ALLOWED, SIX-GAME SERIES:** 9 1939-40, Semifinals. Rangers defeated Boston, 4 games to 2, outscoring opponent 15-9.

**FEWEST GOALS ALLOWED, SEVEN-GAME SERIES:** 12 (twice) 2012-13, Conference Quarterfinals. Rangers defeated Washington, 4 games to 3, outscoring opponent 16-12; 2014-15, Second Round. Rangers defeated Washington, 4 games to 3, outscoring opponent 13-12.

**FEWEST GOALS, BOTH TEAMS:** 1 1928-29, Quarterfinals. Rangers defeated NY Americans, 1-0 in total goals.

**FEWEST GOALS, BOTH TEAMS, TWO-GAME SERIES:** 1 1928-29, Quarterfinals. Rangers defeated NY Americans, 1-0 in total goals.

**FEWEST GOALS, BOTH TEAMS, THREE-GAME SERIES:** 12 1940-41, Quarterfinals. Rangers defeated by Detroit, 2 games to 1, with 6 goals each.

**FEWEST GOALS, BOTH TEAMS, FOUR-GAME SERIES:** 16 1932-33, Stanley Cup Finals. Rangers defeated Toronto, 3 games to 1, outscoring opponent 11-5.

**FEWEST GOALS, BOTH TEAMS, FIVE-GAME SERIES:** 11 1927-28, Stanley Cup Finals. Rangers defeated Montreal Maroons, 3 games to 2, being outscored by opponent 6-5.

**FEWEST GOALS, BOTH TEAMS, SIX-GAME SERIES:** 24 1939-40, Semifinals. Rangers defeated Boston, 4 games to 2, outscoring opponent 15-9.

**FEWEST GOALS, BOTH TEAMS, SEVEN-GAME SERIES:** 25 2014-15, Second Round. Rangers defeated Washington, 4 games to 3, outscoring opponent 13-12.

## ALL-TIME PLAYOFF RECORDS

### TEAM RECORDS: GAME

**GREATEST WINNING MARGIN:** 7 (twice) last - 4/17/07, Conference Quarterfinals, Game Three. Rangers defeated Atlanta Thrashers, 7-0 at Madison Square Garden.

**GREATEST WINNING MARGIN, HOME:** 7 (twice) last - 4/17/07, Conference Quarterfinals, Game Three. Rangers defeated Atlanta Thrashers, 7-0 at Madison Square Garden.

**GREATEST WINNING MARGIN, ROAD:** 6 (twice) last - 4/7/91, Division Semifinals, Game Three. Rangers defeated Washington, 6-0.

**GREATEST LOSING MARGIN:** 7 (twice) last - 4/19/86, Division Finals, Game Two. Rangers defeated by Washington, 8-1 in Washington.

**GREATEST LOSING MARGIN, HOME:** 6 (twice) last - 4/13/86, Division Semifinals, Game Four. Rangers defeated by Philadelphia, 7-1.

**GREATEST LOSING MARGIN, ROAD:** 7 (twice) last - 4/19/86, Division Finals, Game Two. Rangers defeated by Washington, 8-1.

**MOST GOALS:** 10 4/11/81, Preliminary Round, Game Three. Rangers defeated Los Angeles, 10-3, at Madison Square Garden.

**MOST GOALS ALLOWED:** 8 (five times) last - 4/9/87, Division Semifinals, Game Two. Rangers defeated at Philadelphia, 8-3.

**MOST GOALS, BOTH TEAMS:** 13 (three times) last - 4/27/92, Division Semifinals, Game Five. Rangers defeated New Jersey, 8-5 at Madison Square Garden.

**MOST PENALTY MINUTES, BOTH TEAMS:** 267 4/9/81, Preliminary Round, Game Two. Rangers had 142 penalty minutes and Los Angeles had 125 minutes for a total of 267 minutes.

**FEWEST PENALTY MINUTES:** 0 (three times) last - 5/29/15, Conference Final, Game Seven. Rangers defeated by Tampa Bay, 2-0.

**MOST PENALTY MINUTES:** 142 4/9/81, Preliminary Round, Game Two at Los Angeles. Los Angeles had 125 minutes for a total of 267 minutes.

**MOST POWER PLAY GOALS:** 4 4/8/82, Division Semifinals, Game Two vs. Philadelphia at Madison Square Garden.

**MOST SHORTHANDED GOALS:** 2 (eight times) last - 4/29/17, Second Round, Game Two at Ottawa.

**MOST SHOTS:** 68 5/3/22, First Round, Game One vs. Pittsburgh at Madison Square Garden. Rangers were defeated 4-3 in triple overtime.

**MOST SHOTS ALLOWED:** 83 5/3/22, First Round, Game One vs. Pittsburgh at Madison Square Garden. Rangers were defeated 4-3 in triple overtime.

**FEWEST GOALS, BOTH TEAMS:** 0 (three times) last - 3/20/34, Quarterfinals, Game One. Rangers tied Montreal Maroons 0-0 in first game of total-goals series at Montreal.

### TEAM RECORDS: OVERTIME GAME

**ALL-TIME OVERTIME RECORD:** 42 Wins and 55 Losses; 20-21 at home, 22-34 on the road.

**LONGEST HOME OVERTIME PLAYED BY RANGERS:** 60 min. 40 sec. Quarterfinals, Game Three. Lorne Carr of the New York Americans scored at 0:40 of the fourth overtime, 3/27/38. Americans won, 3-2.

**LONGEST ROAD OVERTIME PLAYED BY RANGERS:** 68 min. 52 sec. Semifinals, Game One. Gus Rivers of the Montreal Canadiens scored at 8:52 of the fourth overtime, 3/28/30 at Montreal. Canadiens won, 2-1.

**SHORTEST HOME OVERTIME PLAYED BY RANGERS:** 11 sec. Preliminary Round, Game Three. J.P. Parise of the New York Islanders scored at 0:11 of the first overtime, 4/11/75. Islanders won, 4-3.

**SHORTEST ROAD OVERTIME PLAYED BY THE RANGERS:** 25 sec. Conference Semifinals, Game Two. Kevin Haller of the Philadelphia Flyers scored at 0:25 of the first overtime, 5/22/95 at Philadelphia. Flyers won, 4-3.

**FASTEST OVERTIME GOAL BY A RANGER:** 33 sec. Preliminary Round, Game One. Steve Vickers scored at 0:33 of the first overtime against the Atlanta Flames at Madison Square Garden, 4/8/80. Rangers won, 2-1.

**MOST SHOTS (OVERTIME):** 34 5/3/22, First Round, Game One vs. Pittsburgh at Madison Square Garden. Rangers were defeated 4-3 in triple overtime.

### TEAM RECORDS: PERIOD

**MOST GOALS:** 6 Quarterfinals, Game Five. Defeated Philadelphia, 8-3 on 4/24/79. Rangers scored six goals in third period and won game, 8-3.

**MOST GOALS ALLOWED:** 5 (nine times) last - First Round, Game Four, 5/9/22 by Pittsburgh at Madison Square Garden. Penguins scored five goals in the second period and won the game, 7-2.

**MOST GOALS BY RANGERS AND OPPONENT:** 9 Quarterfinals, Game Five. 4/24/79 vs. Philadelphia in the third period at Philadelphia. Rangers scored six goals and the Flyers scored three. Rangers won game, 8-3.

**MOST PENALTY MINUTES:** 125 Preliminary Round, Game Two in the first period at Los Angeles on 4/9/81.

**MOST PENALTY MINUTES, OPPONENT:** 104 Preliminary Round, Game Two in the first period at Los Angeles on 4/9/81.

**MOST PENALTY MINUTES, BOTH TEAMS:** 229 Preliminary Round, Game Two in first period at Los Angeles on 4/9/81. Rangers had 125 minutes and Los Angeles had 104 minutes.

**MOST PENALTIES:** 24 Preliminary Round, Game Two in first period at Los Angeles on 4/9/81. Los Angeles had 19 penalties for a total of 43 penalties.

**MOST POWER PLAY GOALS:** 3 (twice) Eastern Conference Final, Game One in the third period at Montreal on 5/17/14. Stanley Cup Finals, Game Three in the first period against Boston at Madison Square Garden on 5/4/72.

**FASTEST TWO GOALS:** 6 sec. Rod Gilbert at 9:32 and 9:38 of second period against Chicago in Game Three of Quarterfinals at Chicago, 4/11/68.

**FASTEST THREE GOALS:** 38 sec. Jim Wiemer at 12:29, Bob Brooke at 12:43, and Ron Greshner at 13:07 of third period against Philadelphia in Game Three of Division Semifinals at Madison Square Garden, 4/12/86.

# ALL-TIME PLAYOFF RECORDS

## INDIVIDUAL RECORDS: CAREER

**MOST GAMES PLAYED:** 122 Dan Girardi  
**MOST GOALS:** 40 Chris Kreider  
**MOST ASSISTS:** 61 Brian Leetch  
**MOST POINTS:** 89 Brian Leetch  
**MOST GOALS BY A DEFENSEMAN:** 28 Brian Leetch  
**MOST ASSISTS BY A DEFENSEMAN:** 61 Brian Leetch  
**MOST POINTS BY A DEFENSEMAN:** 89 Brian Leetch  
**MOST POWER PLAY GOALS (since 1933-34):** 17 Chris Kreider  
**MOST SHORTHANDED GOALS (since 1933-34):** 3 Mark Messier  
**MOST PENALTY MINUTES:** 150 Ching Johnson  
**MOST APPEARANCES BY A GOALTENDER:** 130 Henrik Lundqvist  
**MOST WINS:** 61 Henrik Lundqvist  
**MOST SHUTOUTS:** 10 Henrik Lundqvist  
**LOWEST GAA (min. 10 appearances):** 1.48 Andy Aitkenhead  
**BEST SV% (min. 10 appearances):** .928 Igor Shesterkin  
**MOST PLAYOFF SEASONS:** 12 Henrik Lundqvist and Ron Greschner (note - the 12 seasons for Greschner does not include 1982 Playoffs, when Greschner was on the roster but did not play in the playoffs due to injury)

## INDIVIDUAL RECORDS: PLAYOFF YEAR

**MOST GOALS:** 12 Mark Messier, 1993-94.  
**MOST ASSISTS:** 23 Brian Leetch, 1993-94.  
**MOST POINTS:** 34 Brian Leetch, 1993-94.  
**MOST GOALS BY A DEFENSEMAN:** 11 Brian Leetch, 1993-94.  
**MOST ASSISTS BY A DEFENSEMAN:** 23 Brian Leetch, 1993-94.  
**MOST POINTS BY A DEFENSEMAN:** 34 Brian Leetch, 1993-94.  
**MOST POINTS BY A ROOKIE:** 20 Don Maloney, 1978-79 (18 games, 7 goals, 13 assists).  
**MOST POWER PLAY GOALS:** 6 Mika Zibanejad, 2021-22; Adam Graves, 1995-96.  
**MOST GAME-WINNING GOALS:** 4 Frank Boucher, 1927-28; Brian Leetch, 1993-94; Mark Messier, 1993-94.  
**MOST PENALTY MINUTES:** 93 Ed Hossa, 1980-81.  
**MOST THREE-OR-MORE-GOAL GAMES:** 2 Wayne Gretzky, 1996-97.  
**LONGEST GOAL STREAK:** 5 Cecil Dillon, 1932-33. Game One of the Quarterfinals vs. Montreal Canadiens on 3/26 to Game One of the Stanley Cup Finals vs. Toronto on 4/4 (seven goals over the span).  
**LONGEST ASSIST STREAK:** 8 Adam Fox, 2021-22. Game Three of the Second Round vs. Pittsburgh on 5/22 to Game Three of the Conference Finals at Tampa Bay on 6/5 (11 assists over the span).  
**LONGEST POINT STREAK:** 13 Mark Messier, 1993-94. Game One of the Conference Quarterfinals vs. NY Islanders on 4/17 to Game Four of the Conference Finals at New Jersey on 5/21 (7 goals, 11 assists over the span).  
**MOST CONSECUTIVE SHUTOUTS:** 3 John Ross Roach, 1928-29. Game One of the Quarterfinals at NY Americans on 3/19, 0-0; Game Two of the Quarterfinals vs. NY Americans on 3/21, 1-0; Game 1 of the Semifinals vs. Toronto on 3/24, 1-0.  
**MOST MINUTES PLAYED BY A GOALTENDER:** 1,515:35 Henrik Lundqvist, 2013-14 (25 games).  
**MOST WINS BY A GOALTENDER:** 16 Mike Richter, 1993-94.  
**MOST SHUTOUTS:** 4 (twice) Mike Richter, 1993-94; Dave Kerr, 1936-37.  
**LOWEST GAA (min. four appearances):** 0.77 John Ross Roach, 1928-29.  
**BEST SV% (min. four appearances):** .934 Henrik Lundqvist, 2012-13.

## INDIVIDUAL RECORDS: SERIES

**MOST GOALS:** 6 (four times) Bruce MacGregor, 1973-74, Quarterfinals vs. Montreal; Mike Gartner, 1991-92, Division Semifinals vs. New Jersey; Adam Graves, 1995-96, Conference Quarterfinals vs. Montreal; Chris Kreider, 2022-23, First Round vs. New Jersey  
**MOST GOALS, OPPONENT:** 9 John Druce, 1989-90, Division Finals vs. Washington.  
**MOST ASSISTS:** 8 (five times) Bill Fairbairn, 1972-73, Quarterfinals vs. Boston; Phil Esposito, 1978-79, Quarterfinals vs. Philadelphia; Ryan McDonagh, 2013-14, Conference Final vs. Montreal; Mika Zibanejad, 2021-22, First Round vs. Pittsburgh; Adam Fox, 2022-23, First Round vs. New Jersey  
**MOST ASSISTS, OPPONENT:** 10 (twice) Fleming MacKell, 1957-58, Semifinals vs. Boston; Bob Bourne, 1982-83, Division Finals vs. NY Islanders.  
**MOST POINTS:** 11 (four times) Mark Messier, 1991-92, Division Semifinals vs. New Jersey (5 goals, 6 assists); Mark Messier, 1993-94, Conference Finals vs. New Jersey (4 goals, 7 assists); Brian Leetch, 1993-94, Stanley Cup Finals vs. Vancouver (5 goals, 6 assists); Mika Zibanejad, 2021-22, First Round vs. Pittsburgh (3 goals, 8 assists).  
**MOST POINTS, OPPONENT:** 14 Fleming MacKell, 1957-58, Semifinals vs. Boston.  
**MOST POWER PLAY GOALS:** 5 Adam Graves, 1995-96, Conference Quarterfinals vs. Montreal; Chris Kreider, 2022-23, First Round vs. New Jersey  
**MOST SAVES:** 252 Igor Shesterkin, 2021-22, First Round vs. Pittsburgh.  
**MOST SHUTOUTS:** 3 Dave Kerr, 1940, Semifinals vs. Boston in Game One (4-0), Game Four (1-0), and Game Five (1-0).  
**LOWEST GAA (min. 100 minutes played):** 0.00 (twice) John Ross Roach, 1928-29, Quarterfinals vs. NY Americans; Dave Kerr, 1936-37, Semifinals vs. Montreal Maroons.  
**BEST SV% (min. 100 minutes played, since the NHL began to track the statistic in 1955-56):** .978 Mike Richter, 1996-97, Conference Semifinals vs. New Jersey.

## ALL-TIME PLAYOFF RECORDS

### INDIVIDUAL RECORDS: GAME

**MOST GOALS:** 3 (15 times) last – Derick Brassard, 5/26/15 at Tampa Bay in Game Six of the Conference Final.

**MOST GOALS BY A DEFENSEMAN:** 3 Brian Leetch, 5/22/95 at Philadelphia in Game Two of the Conference Semifinals.

**MOST ASSISTS:** 6 Mikko Leinonen, 4/8/82 against Philadelphia in Game Two of the Division Semifinals.

**MOST POINTS:** 6 Mikko Leinonen, 4/8/82 against Philadelphia in Game Two of the Division Semifinals (six assists).

**MOST POINTS BY A DEFENSEMAN:** 4 (eight times) Adam Fox, 4/18/23 vs. New Jersey in Game One of First Round vs. New Jersey (four assists). Ryan McDonagh, 5/17/14 vs. Montreal in Game One of the Conference Final at Montreal (one goal, three assists). Brian Leetch, 6/7/94 vs. Vancouver in Game Four of the Stanley Cup Finals at Vancouver (one goal, three assists). Brian Leetch, 5/9/94 vs. Washington in Game Five of the Conference Semifinals at Madison Square Garden (one goal, three assists). Brian Leetch, 4/21/94 vs. NY Islanders in Game Three of the Conference Quarterfinals at Long Island (one goal, three assists). Dave Maloney, 4/9/83 vs. Philadelphia in Game Three of the Division Semifinals at Madison Square Garden (four assists). Brad Park, 5/4/72 vs. Boston in Game Three of the Stanley Cup Finals at Madison Square Garden (two goals, two assists); Adam Fox, 5/13/22 at Pittsburgh in Game Six of the First Round in Pittsburgh (4 assists).

**MOST PENALTY MINUTES:** 39 Ed Hospodar, 4/9/81 at Los Angeles in Game Two of the Preliminary Round.

**MOST POWER PLAY GOALS:** 2 (15 times) last - Chris Kreider, 4/20/23 at New Jersey in Game Two of the First Round.

**MOST SHORTHANDED GOALS:** 2 Mark Messier, 4/21/92 against New Jersey at Madison Square Garden in Game Two of the Division Semifinals.

**MOST SHOTS ON GOAL:** 12 Brian Leetch, 4/9/89 against Pittsburgh at Madison Square Garden in Game Four of the Division Semifinals.

**FASTEST GOAL FROM START OF GAME:** 27 sec. Ed Hospodar on 4/9/81 vs. Los Angeles at Los Angeles in Game Two of the Preliminary Round.

**FASTEST GOAL FROM START OF GAME BY OPPONENT:** 13 sec. Claude Larose of Montreal on 4/11/67 at Madison Square Garden in Game Three of the Semifinals.

**MOST SAVES:** 79 Igor Shesterkin, 5/3/22 vs. Pittsburgh in Game One of the First Round at Madison Square Garden.

### INDIVIDUAL RECORDS: PERIOD

**MOST GOALS:** 3 (twice) Conference Quarterfinals, Game Four - Wayne Gretzky, 4/23/97 vs. Florida, at Madison Square Garden in the second period. Conference Finals, Game Six - Mark Messier, 5/25/94 at New Jersey in the third period.

**MOST ASSISTS:** 3 (six times) First Round, Game Two - J.T. Miller, 4/16/16 vs. Pittsburgh at Pittsburgh in the second period. Conference Quarterfinals, Game Three - Jaromir Jagr, 4/17/07 vs. Atlanta at Madison Square Garden in the first period. Conference Quarterfinals, Game Two - Alexei Kovalev, 5/8/95 vs. Quebec at Quebec in the third period. Conference Semifinals, Game Five - Brian Leetch, 5/9/94 vs. Washington, at Madison Square Garden in the first period. Semifinals, Game Three - Jean Ratelle, 4/22/71 vs. Chicago at Madison Square Garden in the first period. Division Semifinals, Game Two - Mikko Leinonen, 4/8/82 vs. Philadelphia at Madison Square Garden in the second period.

**MOST PENALTIES:** 6 Preliminary Round, Game Two - Ed Hospodar, 4/9/81 at Los Angeles in the first period. (2 minors, 1 major, 1 ten minute misconduct, 2 game misconducts).

**MOST PENALTY MINUTES:** 39 Preliminary Round, Game Two - Ed Hospodar, 4/9/81 at Los Angeles in the first period.

**MOST POWER PLAY GOALS:** 2 (five times) Conference Finals, Game Two - Wayne Gretzky, 5/18/97 at Philadelphia in the first period. Conference Quarterfinals, Game Three - Adam Graves, 4/21/96 at Montreal in the first period. Conference Semifinals, Game Two - Brian Leetch, 5/22/95 at Philadelphia in the first period. Semifinals, Game Two - Mac Colville, 3/22/42 vs. Toronto at Madison Square Garden in the third period. Stanley Cup Finals, Game Three - Brad Park, 5/4/72 vs. Boston at Madison Square Garden in the first period.

## NEW YORK RANGERS STANLEY CUP CHAMPIONSHIP TEAMS



1927-28 – Standing (Left to Right)-Ching Johnson, Bill Boyd, Paul Thompson, Lorne Chabot, Lester Patrick (sub-goaltender, manager and coach), Bill Cook, Taffy Abel, Joe Miller (sub-goaltender), Bun Cook. Bottom Row (Left to Right)-Harry Westerby (trainer), Murray Murdoch, Art Chapman, Leo Bourgeault, Patsy Callighen, (unknown), Frank Boucher, Alex Gray.



1932-33 – Standing (Left to Right)-Jimmy Arnott, Gordon Pettinger, Bill Cook, Earl Seibert, Ossie Asmundson, Lester Patrick (Manager), Babe Siebert, Ching Johnson, Bun Cook, Butch Keeling, Murray Murdoch, Ott Heller, Doug Brennan.

Bottom Row (Left to Right)-Wilfie Starr, Carl Voss, Cecil Dillon, Harry Westerby (Trainer), Artie Somers, Andy Aitkenhead.




1939-40 – Standing (Left to Right)-Frank Boucher (Coach), Lynn Patrick, Neil Colville, Ott Heller, Art Coulter (Captain),

Babe Pratt, Muzz Patrick, Alf Pike, Lester Patrick (Manager). Bottom Row (Left to Right)-Alex Shibicky, Phil Watson, Kilby MacDonald, Bryan Hextall, Dave Kerr, Mac Colville, Clint Smith, Dutch Hiller, Harry Westerby (Trainer).



## NEW YORK RANGERS STANLEY CUP CHAMPIONSHIP TEAMS

### New York Rangers 1993-94 Stanley Cup Champions



First Row (left to right): Mike Richter, Kevin Lowe, Steve Larmer, Dick Todd - Assistant Coach, Neil Smith - President and General Manager, Mark Messier - Captain, Mike Keenan - Head Coach,  
 Collin Campbell - Associate Coach, Brian Leetch, Adam Graves, Glenn Healy. Second Row: Mike Folgia - Trainer, Joe Murphy - Trainer, Glenn Anderson, Joe Kocur, Alexei Kovalev, Craig  
 MacTavish,  
 Sergei Nemchinov, Sergei Zubov, Dave Smith - Trainer, Bruce Liffieri - Trainer. Third Row: Esa Tikkanen, Greg Gilbert, Jay Wells, Stephane Matteau, Jeff Beukeboom, Doug Lidster, Brian  
 Noonan.  
 Top Row: Mike Hartman, Mike Hudson, Alexander Karpovtsev, Eddle Olczyk, Nick Kyriacos.